Date/Time: 06/22/04 09:55:33

Test Laboratory: ELECTRONIC TECHNOLOGY SYSTEMS DR. GENZ GMBH

850_left_ch189_tilted_open

DUT: GPRS Dual-Band(GSM850/PCS1900)Handset Phase II +; Type: ---; Serial: EB-X500U

Communication System: GSM 850; Frequency: 836.4 MHz;Duty Cycle: 1:8.3
Medium: Head 850 MHz Medium parameters used (interpolated): f = 836.4 MHz; σ = 0.883 mho/m; ε_r = 42.3; ρ = 1000 kg/m^3
Phantom section: Left Section

DASY4 Configuration:

- Probe: ET3DV6 - SN1711; ConvF(6.2, 6.2, 6.2); Calibrated: 12/16/2003
- Sensor-Surface: 4mm (Mechanical And Optical Surface Detection)
- Electronics: DAE3 Sn522; Calibrated: 1/12/2004
- Phantom: SAM 12; Type: TP-1217; Serial: QD000P40CA
- Measurement SW: DASY4, V4.2 Build 44; Postprocessing SW: SEMCAD, V1.8 Build 112

EB-X500U/Area Scan (91x161x1): Measurement grid: dx=10mm, dy=10mm
Reference Value = 3.73 V/m; Power Drift = 0.1 dB
Maximum value of SAR (interpolated) = 0.029 mW/g

EB-X500U/Zoom Scan (7x7x7)/Cube 0: Measurement grid: dx=5mm, dy=5mm, dz=5mm
Reference Value = 3.73 V/m; Power Drift = 0.1 dB
Maximum value of SAR (measured) = 0.029 mW/g
Peak SAR (extrapolated) = 0.037 W/kg
SAR(1 g) = 0.027 mW/g; SAR(10 g) = 0.019 mW/g



0 dB = 0.029mW/g

Date/Time: 06/23/04 11:24:37

Test Laboratory: ELECTRONIC TECHNOLOGY SYSTEMS DR. GENZ GMBH

850_right_ch251_cheek_open

DUT: GPRS Dual-Band(GSM850/PCS1900)Handset Phase II +; Type: ---; Serial: EB-X500U

Communication System: GSM 850; Frequency: 848.8 MHz;Duty Cycle: 1:8.3
Medium: Head 850 MHz Medium parameters used (interpolated): f = 848.8 MHz; σ = 0.927 mho/m; ε_r = 41.8; ρ = 1000 kg/m^3
Phantom section: Right Section

DASY4 Configuration:

- Probe: ET3DV6 - SN1711; ConvF(6.2, 6.2, 6.2); Calibrated: 12/16/2003
- Sensor-Surface: 4mm (Mechanical And Optical Surface Detection)
- Electronics: DAE3 Sn522; Calibrated: 1/12/2004
- Phantom: SAM 12; Type: TP-1217; Serial: QD000P40CA
- Measurement SW: DASY4, V4.2 Build 44; Postprocessing SW: SEMCAD, V1.8 Build 112

EB-X500U/Area Scan (91x161x1): Measurement grid: dx=10mm, dy=10mm
Reference Value = 3.33 V/m; Power Drift = 0.1 dB
Maximum value of SAR (interpolated) = 0.029 mW/g

EB-X500U/Zoom Scan (7x7x7)/Cube 0: Measurement grid: dx=5mm, dy=5mm, dz=5mm
Reference Value = 3.33 V/m; Power Drift = 0.1 dB
Maximum value of SAR (measured) = 0.028 mW/g
Peak SAR (extrapolated) = 0.037 W/kg
SAR(1 g) = 0.026 mW/g; SAR(10 g) = 0.018 mW/g



0 dB = 0.028mW/g

Date/Time: 06/24/04 11:00:06

Test Laboratory: ELECTRONIC TECHNOLOGY SYSTEMS DR. GENZ GMBH

850_flat_ch128_back_closed

DUT: GPRS Dual-Band(GSM850/PCS1900)Handset Phase II +; Type: ---; Serial: EB-X500U

Communication System: GSM 850; Frequency: 824.2 MHz;Duty Cycle: 1:8.3
Medium: Muscle 850 MHz Medium parameters used (interpolated): f = 824.2 MHz; σ = 0.966 mho/m; ε_r = 55.1; ρ = 1000 kg/m^3
Phantom section: Flat Section

DASY4 Configuration:

- Probe: ET3DV6 - SN1711; ConvF(6, 6, 6); Calibrated: 12/16/2003
- Sensor-Surface: 4mm (Mechanical And Optical Surface Detection)
- Electronics: DAE3 Sn522; Calibrated: 1/12/2004
- Phantom: SAM 12; Type: TP-1217; Serial: QD000P40CA
- Measurement SW: DASY4, V4.2 Build 44; Postprocessing SW: SEMCAD, V1.8 Build 112

EB-X500U/Area Scan (91x121x1): Measurement grid: dx=10mm, dy=10mm
Reference Value = 10.1 V/m; Power Drift = -0.1 dB
Maximum value of SAR (interpolated) = 0.116 mW/g

EB-X500U/Zoom Scan (7x7x7)/Cube 0: Measurement grid: dx=5mm, dy=5mm, dz=5mm
Reference Value = 10.1 V/m; Power Drift = -0.1 dB
Maximum value of SAR (measured) = 0.110 mW/g
Peak SAR (extrapolated) = 0.151 W/kg
SAR(1 g) = 0.103 mW/g; SAR(10 g) = 0.070 mW/g



0 dB = 0.110mW/g

Date/Time: 06/23/04 14:26:41

Test Laboratory: ELECTRONIC TECHNOLOGY SYSTEMS DR. GENZ GMBH

850_flat_ch189_front_closed

DUT: GPRS Dual-Band(GSM850/PCS1900)Handset Phase II +; Type: ---; Serial: EB-X500U

Communication System: GSM 850; Frequency: 836.4 MHz;Duty Cycle: 1:8.3
Medium: Head 850 MHz Medium parameters used (interpolated): f = 836.4 MHz; σ = 0.883 mho/m; ε_r = 42.3; ρ = 1000 kg/m^3
Phantom section: Flat Section

DASY4 Configuration:

- Probe: ET3DV6 - SN1711; ConvF(6.2, 6.2, 6.2); Calibrated: 12/16/2003
- Sensor-Surface: 4mm (Mechanical And Optical Surface Detection)
- Electronics: DAE3 Sn522; Calibrated: 1/12/2004
- Phantom: SAM 12; Type: TP-1217; Serial: QD000P40CA
- Measurement SW: DASY4, V4.2 Build 44; Postprocessing SW: SEMCAD, V1.8 Build 112

EB-X500U/Area Scan (91x121x1): Measurement grid: dx=10mm, dy=10mm
Reference Value = 4.54 V/m; Power Drift = -0.1 dB
Maximum value of SAR (interpolated) = 0.020 mW/g

EB-X500U/Zoom Scan (7x7x7)/Cube 0: Measurement grid: dx=5mm, dy=5mm, dz=5mm
Reference Value = 4.54 V/m; Power Drift = -0.1 dB
Maximum value of SAR (measured) = 0.020 mW/g
Peak SAR (extrapolated) = 0.024 W/kg
SAR(1 g) = 0.019 mW/g; SAR(10 g) = 0.013 mW/g

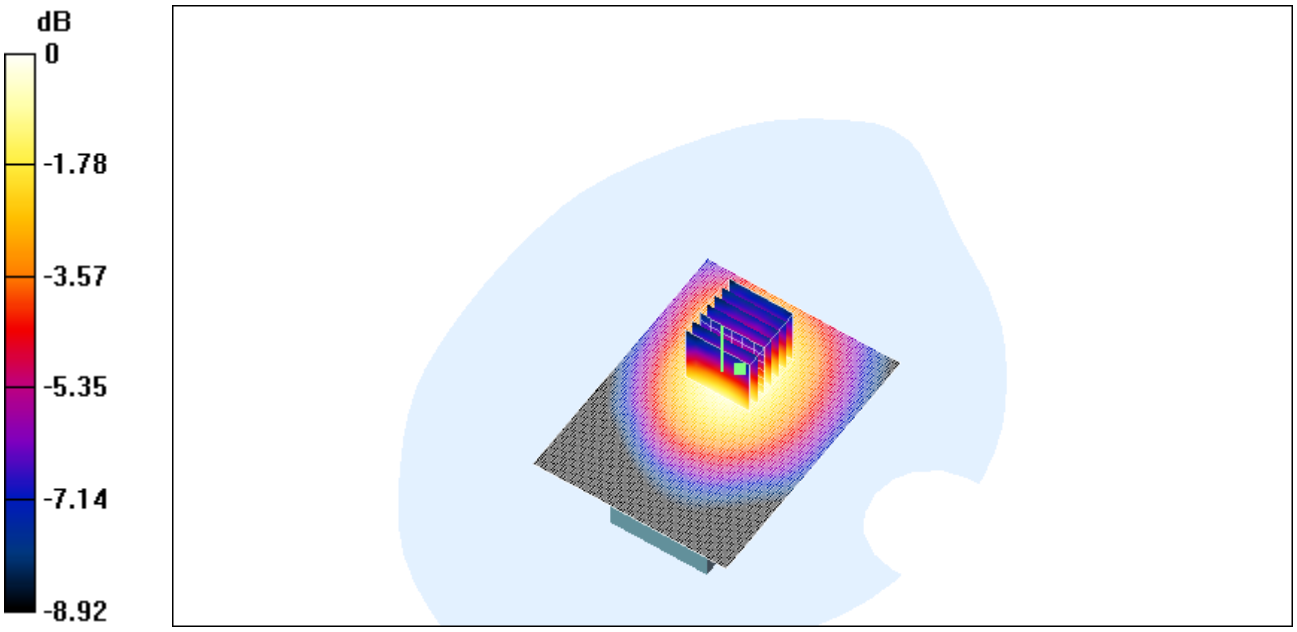

0 dB = 0.020mW/g

Date/Time: 06/23/04 15:05:01

Test Laboratory: ELECTRONIC TECHNOLOGY SYSTEMS DR. GENZ GMBH

850_flat_ch189_back_closed

DUT: GPRS Dual-Band(GSM850/PCS1900)Handset Phase II +; Type: ---; Serial: EB-X500U

Communication System: GSM 850; Frequency: 836.4 MHz;Duty Cycle: 1:8.3
Medium: Muscle 850 MHz Medium parameters used (interpolated): f = 836.4 MHz; σ = 0.975 mho/m; ε_r = 55.1; ρ = 1000 kg/m^3
Phantom section: Flat Section

DASY4 Configuration:

- Probe: ET3DV6 - SN1711; ConvF(6, 6, 6); Calibrated: 12/16/2003
- Sensor-Surface: 4mm (Mechanical And Optical Surface Detection)
- Electronics: DAE3 Sn522; Calibrated: 1/12/2004
- Phantom: SAM 12; Type: TP-1217; Serial: QD000P40CA
- Measurement SW: DASY4, V4.2 Build 44; Postprocessing SW: SEMCAD, V1.8 Build 112

EB-X500U/Area Scan (91x121x1): Measurement grid: dx=10mm, dy=10mm
Reference Value = 9.22 V/m; Power Drift = 0.0 dB
Maximum value of SAR (interpolated) = 0.094 mW/g

EB-X500U/Zoom Scan (7x7x7)/Cube 0: Measurement grid: dx=5mm, dy=5mm, dz=5mm
Reference Value = 9.22 V/m; Power Drift = 0.0 dB
Maximum value of SAR (measured) = 0.095 mW/g
Peak SAR (extrapolated) = 0.131 W/kg
SAR(1 g) = 0.087 mW/g; SAR(10 g) = 0.059 mW/g



0 dB = 0.095mW/g

Date/Time: 06/24/04 11:28:13

Test Laboratory: ELECTRONIC TECHNOLOGY SYSTEMS DR. GENZ GMBH

850_flat_ch251_back_closed

DUT: GPRS Dual-Band(GSM850/PCS1900)Handset Phase II +; Type: ---; Serial: EB-X500U

Communication System: GSM 850; Frequency: 848.8 MHz;Duty Cycle: 1:8.3
Medium: Muscle 850 MHz Medium parameters used (interpolated): f = 848.8 MHz; σ = 0.985 mho/m; ε_r = 55; ρ = 1000 kg/m^3
Phantom section: Flat Section

DASY4 Configuration:

- Probe: ET3DV6 - SN1711; ConvF(6, 6, 6); Calibrated: 12/16/2003
- Sensor-Surface: 4mm (Mechanical And Optical Surface Detection)
- Electronics: DAE3 Sn522; Calibrated: 1/12/2004
- Phantom: SAM 12; Type: TP-1217; Serial: QD000P40CA
- Measurement SW: DASY4, V4.2 Build 44; Postprocessing SW: SEMCAD, V1.8 Build 112

EB-X500U/Area Scan (91x121x1): Measurement grid: dx=10mm, dy=10mm
Reference Value = 8.5 V/m; Power Drift = 0.0 dB
Maximum value of SAR (interpolated) = 0.084 mW/g

EB-X500U/Zoom Scan (7x7x7)/Cube 0: Measurement grid: dx=5mm, dy=5mm, dz=5mm
Reference Value = 8.5 V/m; Power Drift = 0.0 dB
Maximum value of SAR (measured) = 0.083 mW/g
Peak SAR (extrapolated) = 0.122 W/kg
SAR(1 g) = 0.078 mW/g; SAR(10 g) = 0.052 mW/g



0 dB = 0.083mW/g

Date/Time: 06/24/04 09:38:22

Test Laboratory: ELECTRONIC TECHNOLOGY SYSTEMS DR. GENZ GMBH

850_flat_ch128_back_open

DUT: GPRS Dual-Band(GSM850/PCS1900)Handset Phase II +; Type: ---; Serial: EB-X500U

Communication System: GSM 850; Frequency: 824.2 MHz;Duty Cycle: 1:8.3
Medium: Muscle 850 MHz Medium parameters used (interpolated): f = 824.2 MHz; σ = 0.966 mho/m; ε_r = 55.1; ρ = 1000 kg/m^3
Phantom section: Flat Section

DASY4 Configuration:

- Probe: ET3DV6 - SN1711; ConvF(6, 6, 6); Calibrated: 12/16/2003
- Sensor-Surface: 4mm (Mechanical And Optical Surface Detection)
- Electronics: DAE3 Sn522; Calibrated: 1/12/2004
- Phantom: SAM 12; Type: TP-1217; Serial: QD000P40CA
- Measurement SW: DASY4, V4.2 Build 44; Postprocessing SW: SEMCAD, V1.8 Build 112

EB-X500U/Area Scan (81x161x1): Measurement grid: dx=10mm, dy=10mm
Reference Value = 7.33 V/m; Power Drift = -0.0 dB
Maximum value of SAR (interpolated) = 0.068 mW/g

EB-X500U/Zoom Scan (7x7x7)/Cube 0: Measurement grid: dx=5mm, dy=5mm, dz=5mm
Reference Value = 7.33 V/m; Power Drift = -0.0 dB
Maximum value of SAR (measured) = 0.070 mW/g
Peak SAR (extrapolated) = 0.113 W/kg
SAR(1 g) = 0.064 mW/g; SAR(10 g) = 0.039 mW/g

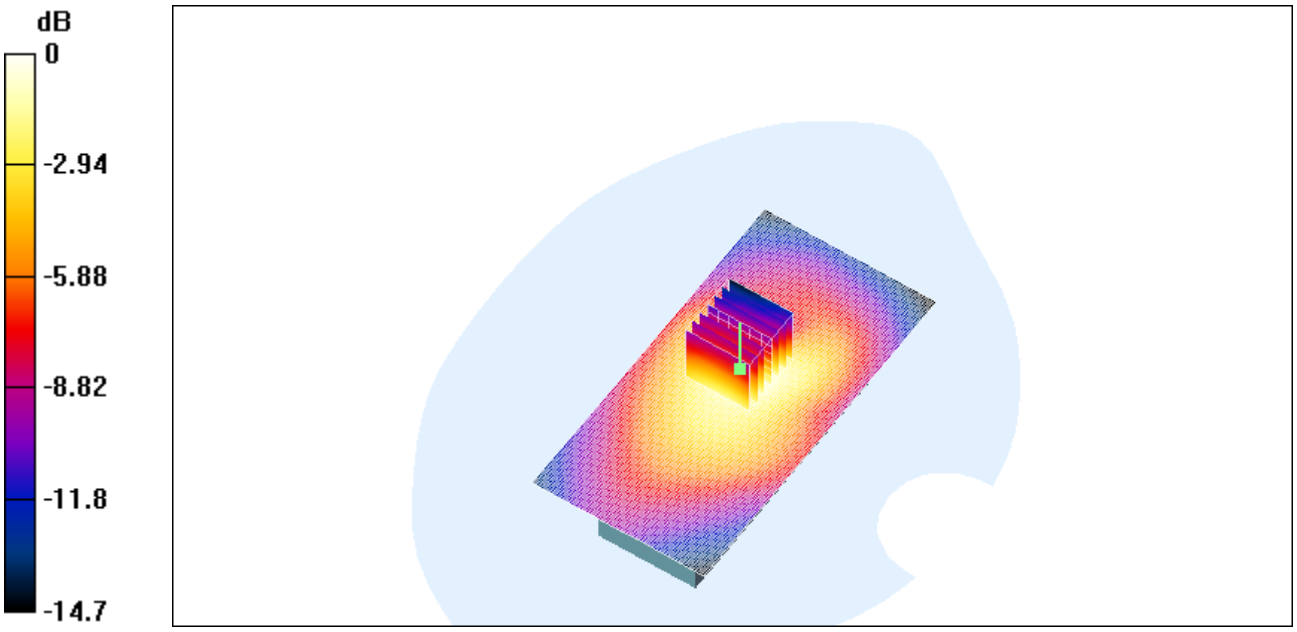

0 dB = 0.070mW/g

Date/Time: 06/24/04 08:26:28

Test Laboratory: ELECTRONIC TECHNOLOGY SYSTEMS DR. GENZ GMBH

850_flat_ch189_front_open

DUT: GPRS Dual-Band(GSM850/PCS1900)Handset Phase II +; Type: ---; Serial: EB-X500U

Communication System: GSM 850; Frequency: 836.4 MHz;Duty Cycle: 1:8.3
Medium: Muscle 850 MHz Medium parameters used (interpolated): f = 836.4 MHz; σ = 0.975 mho/m; ε_r = 55.1; ρ = 1000 kg/m^3
Phantom section: Flat Section

DASY4 Configuration:

- Probe: ET3DV6 - SN1711; ConvF(6, 6, 6); Calibrated: 12/16/2003
- Sensor-Surface: 4mm (Mechanical And Optical Surface Detection)
- Electronics: DAE3 Sn522; Calibrated: 1/12/2004
- Phantom: SAM 12; Type: TP-1217; Serial: QD000P40CA
- Measurement SW: DASY4, V4.2 Build 44; Postprocessing SW: SEMCAD, V1.8 Build 112

EB-X500U/Area Scan (81x161x1): Measurement grid: dx=10mm, dy=10mm
Reference Value = 3.32 V/m; Power Drift = -0.0 dB
Maximum value of SAR (interpolated) = 0.010 mW/g

EB-X500U/Zoom Scan (7x7x7)/Cube 0: Measurement grid: dx=5mm, dy=5mm, dz=5mm
Reference Value = 3.32 V/m; Power Drift = -0.0 dB
Maximum value of SAR (measured) = 0.010 mW/g
Peak SAR (extrapolated) = 0.013 W/kg
SAR(1 g) = 0.00966 mW/g; SAR(10 g) = 0.00701 mW/g

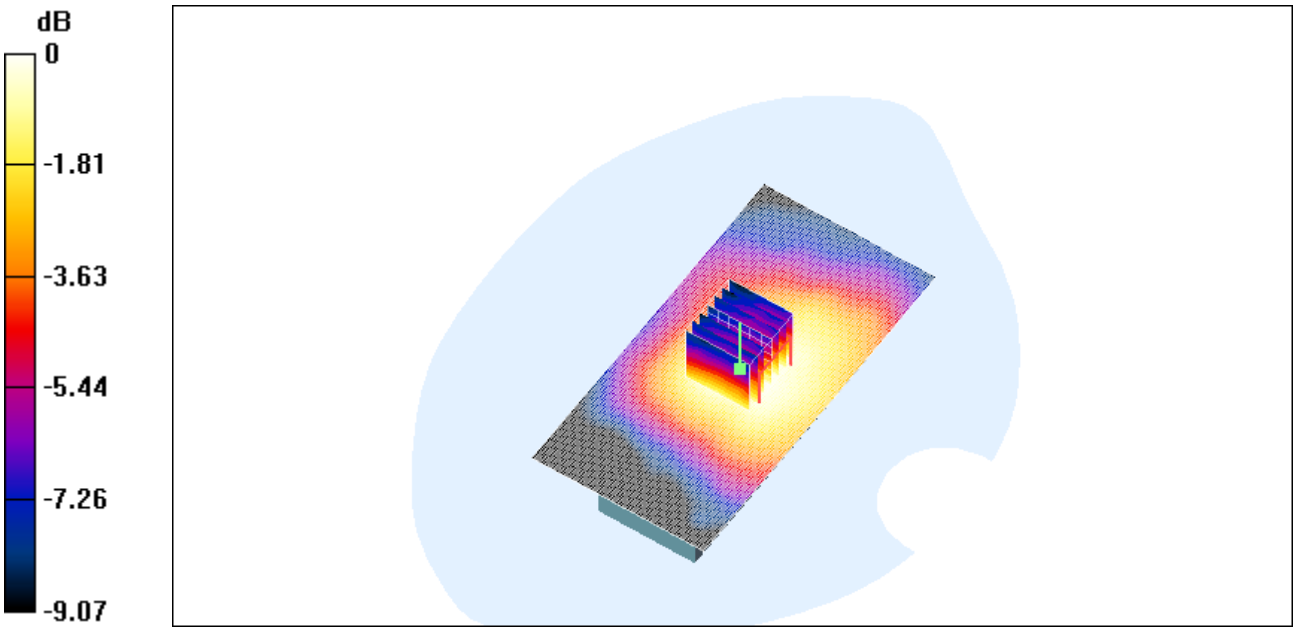

0 dB = 0.010mW/g

Date/Time: 06/24/04 07:51:28

Test Laboratory: ELECTRONIC TECHNOLOGY SYSTEMS DR. GENZ GMBH

850_flat_ch189_back_open

DUT: GPRS Dual-Band(GSM850/PCS1900)Handset Phase II +; Type: ---; Serial: EB-X500U

Communication System: GSM 850; Frequency: 836.4 MHz;Duty Cycle: 1:8.3
Medium: Muscle 850 MHz Medium parameters used (interpolated): f = 836.4 MHz; σ = 0.975 mho/m; ε_r = 55.1; ρ = 1000 kg/m^3
Phantom section: Flat Section

DASY4 Configuration:

- Probe: ET3DV6 - SN1711; ConvF(6, 6, 6); Calibrated: 12/16/2003
- Sensor-Surface: 4mm (Mechanical And Optical Surface Detection)
- Electronics: DAE3 Sn522; Calibrated: 1/12/2004
- Phantom: SAM 12; Type: TP-1217; Serial: QD000P40CA
- Measurement SW: DASY4, V4.2 Build 44; Postprocessing SW: SEMCAD, V1.8 Build 112

EB-X500U/Area Scan (81x161x1): Measurement grid: dx=10mm, dy=10mm
Reference Value = 7.08 V/m; Power Drift = 0.1 dB
Maximum value of SAR (interpolated) = 0.069 mW/g

EB-X500U/Zoom Scan (7x7x7)/Cube 0: Measurement grid: dx=5mm, dy=5mm, dz=5mm
Reference Value = 7.08 V/m; Power Drift = 0.1 dB
Maximum value of SAR (measured) = 0.072 mW/g
Peak SAR (extrapolated) = 0.119 W/kg
SAR(1 g) = 0.063 mW/g; SAR(10 g) = 0.037 mW/g

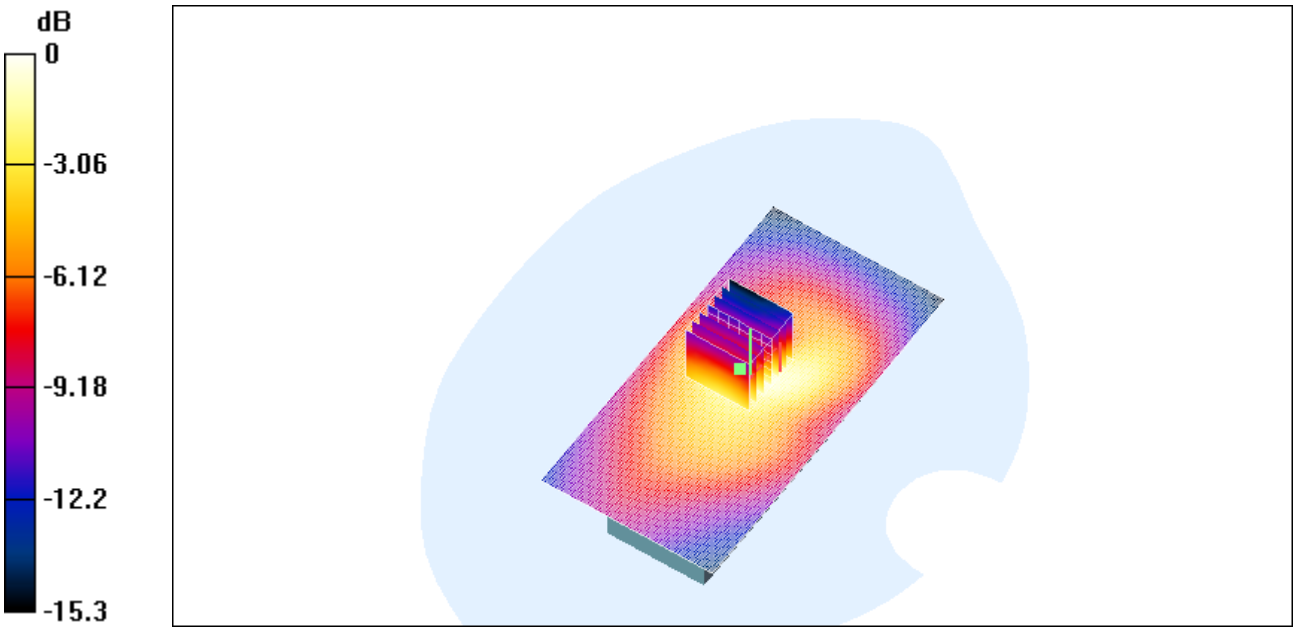

0 dB = 0.072mW/g

Date/Time: 06/24/04 08:55:17

Test Laboratory: ELECTRONIC TECHNOLOGY SYSTEMS DR. GENZ GMBH

850_flat_ch251_back_open

DUT: GPRS Dual-Band(GSM850/PCS1900)Handset Phase II +; Type: ---; Serial: EB-X500U

Communication System: GSM 850; Frequency: 848.8 MHz;Duty Cycle: 1:8.3
Medium: Muscle 850 MHz Medium parameters used (interpolated): f = 848.8 MHz; σ = 0.985 mho/m; ε_r = 55; ρ = 1000 kg/m^3
Phantom section: Flat Section

DASY4 Configuration:

- Probe: ET3DV6 - SN1711; ConvF(6, 6, 6); Calibrated: 12/16/2003
- Sensor-Surface: 4mm (Mechanical And Optical Surface Detection)
- Electronics: DAE3 Sn522; Calibrated: 1/12/2004
- Phantom: SAM 12; Type: TP-1217; Serial: QD000P40CA
- Measurement SW: DASY4, V4.2 Build 44; Postprocessing SW: SEMCAD, V1.8 Build 112

EB-X500U/Area Scan (81x161x1): Measurement grid: dx=10mm, dy=10mm
Reference Value = 7.33 V/m; Power Drift = -0.0 dB
Maximum value of SAR (interpolated) = 0.067 mW/g

EB-X500U/Zoom Scan (7x7x7)/Cube 0: Measurement grid: dx=5mm, dy=5mm, dz=5mm
Reference Value = 7.33 V/m; Power Drift = -0.0 dB
Maximum value of SAR (measured) = 0.066 mW/g
Peak SAR (extrapolated) = 0.102 W/kg
SAR(1 g) = 0.062 mW/g; SAR(10 g) = 0.039 mW/g

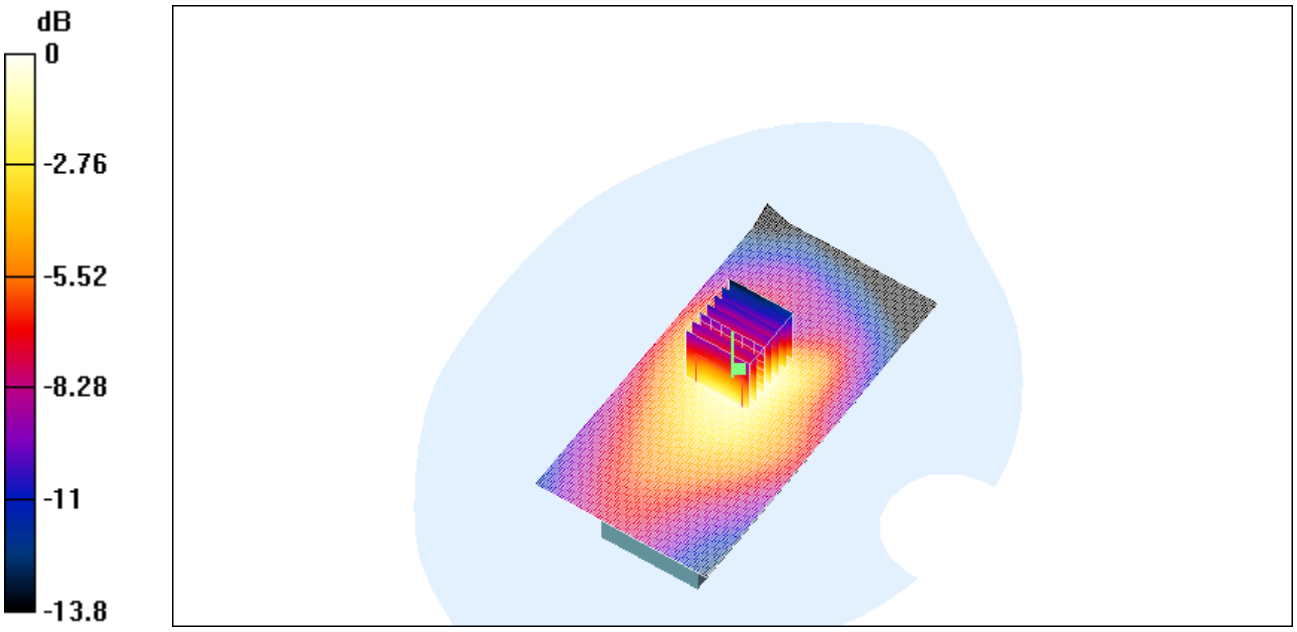

0 dB = 0.066mW/g

Date/Time: 06/16/04 15:08:12

Test Laboratory: ELECTRONIC TECHNOLOGY SYSTEMS DR. GENZ GMBH

1900_right_ch512_cheek_closed

DUT: GPRS Dual-Band(GSM850/PCS1900)Handset Phase II +; Type: ---; Serial: EB-X500U

Communication System: PCS1900; Frequency: 1850.2 MHz;Duty Cycle: 1:8
Medium: Head 1900 MHz Medium parameters used (interpolated): f = 1850.2 MHz; σ = 1.37 mho/m; ε_r = 39.9; ρ = 1000 kg/m^3
Phantom section: Right Section

DASY4 Configuration:

- Probe: ET3DV6 - SN1711; ConvF(5.2, 5.2, 5.2); Calibrated: 12/16/2003
- Sensor-Surface: 4mm (Mechanical And Optical Surface Detection)
- Electronics: DAE3 Sn522; Calibrated: 1/12/2004
- Phantom: SAM 12; Type: TP-1217; Serial: QD000P40CA
- Measurement SW: DASY4, V4.2 Build 44; Postprocessing SW: SEMCAD, V1.8 Build 112

EB-X500U/Area Scan (91x161x1): Measurement grid: dx=10mm, dy=10mm
Reference Value = 5.62 V/m; Power Drift = -0.1 dB
Maximum value of SAR (interpolated) = 0.081 mW/g

EB-X500U/Zoom Scan (7x7x7)/Cube 0: Measurement grid: dx=5mm, dy=5mm, dz=5mm
Reference Value = 5.62 V/m; Power Drift = -0.1 dB
Maximum value of SAR (measured) = 0.093 mW/g
Peak SAR (extrapolated) = 0.122 W/kg
SAR(1 g) = 0.084 mW/g; SAR(10 g) = 0.048 mW/g

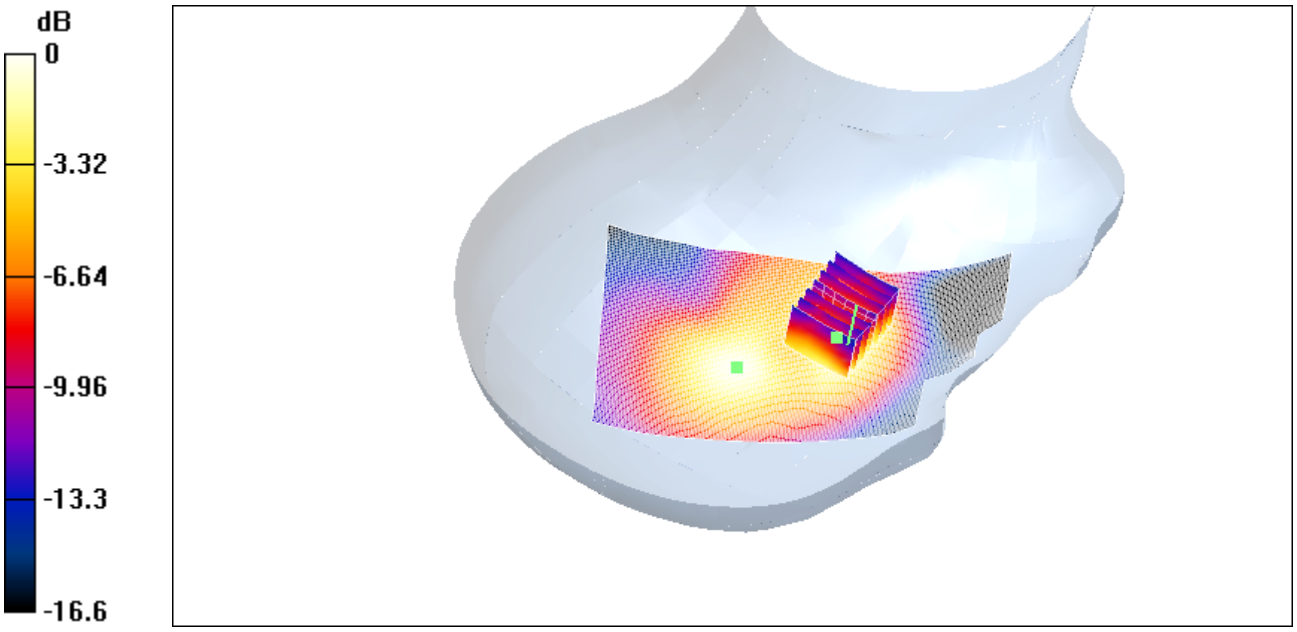

0 dB = 0.082mW/g

Date/Time: 06/16/04 07:48:29

Test Laboratory: ELECTRONIC TECHNOLOGY SYSTEMS DR. GENZ GMBH

1900_right_ch661_cheek_closed

DUT: GPRS Dual-Band(GSM850/PCS1900)Handset Phase II +; Type: ---; Serial: EB-X500U

Communication System: PCS1900; Frequency: 1880 MHz;Duty Cycle: 1:8
Medium: Head 1900 MHz Medium parameters used: f = 1880 MHz; σ = 1.4 mho/m; ε_r = 39.9; ρ = 1000 kg/m^3
Phantom section: Right Section

DASY4 Configuration:

- Probe: ET3DV6 - SN1711; ConvF(5.2, 5.2, 5.2); Calibrated: 12/16/2003
- Sensor-Surface: 4mm (Mechanical And Optical Surface Detection)
- Electronics: DAE3 Sn522; Calibrated: 1/12/2004
- Phantom: SAM 12; Type: TP-1217; Serial: QD000P40CA
- Measurement SW: DASY4, V4.2 Build 44; Postprocessing SW: SEMCAD, V1.8 Build 112

EB-X500U/Area Scan (91x161x1): Measurement grid: dx=10mm, dy=10mm
Reference Value = 6.56 V/m; Power Drift = -0.1 dB
Maximum value of SAR (interpolated) = 0.120 mW/g

EB-X500U/Zoom Scan (7x7x7)/Cube 0: Measurement grid: dx=5mm, dy=5mm, dz=5mm
Reference Value = 6.56 V/m; Power Drift = -0.1 dB
Maximum value of SAR (measured) = 0.116 mW/g
Peak SAR (extrapolated) = 0.168 W/kg
SAR(1 g) = 0.102 mW/g; SAR(10 g) = 0.056 mW/g

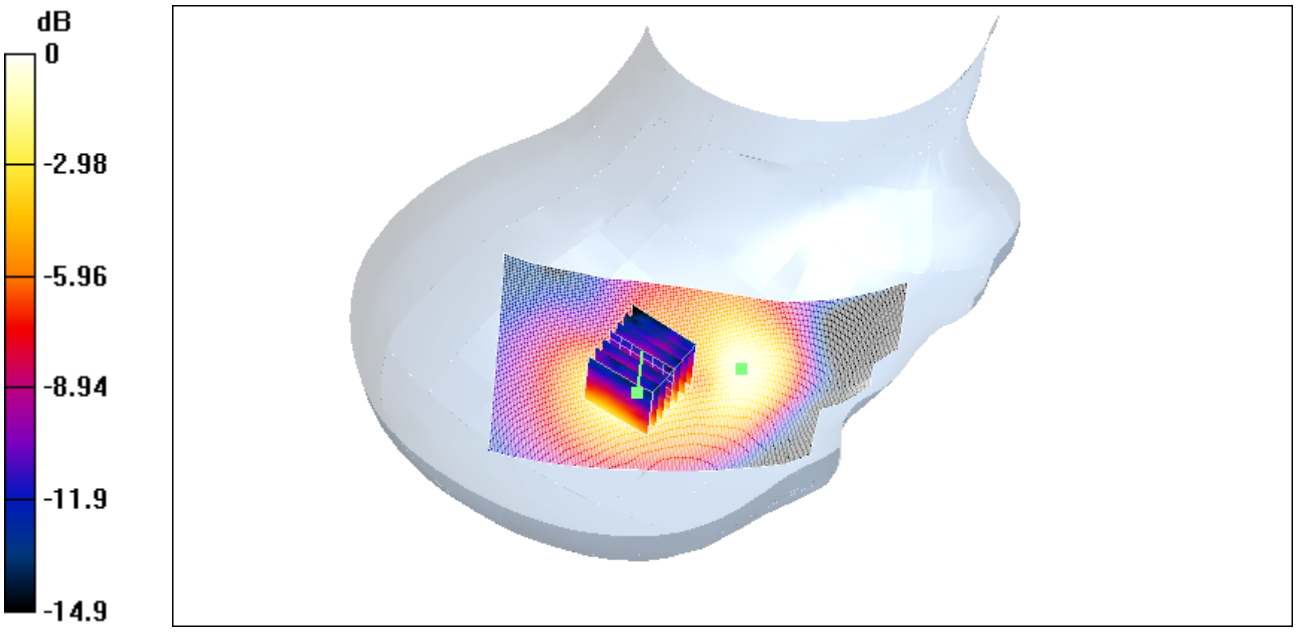

0 dB = 0.110mW/g

Date/Time: 06/15/04 13:14:38

Test Laboratory: ELECTRONIC TECHNOLOGY SYSTEMS DR. GENZ GMBH

1900_right_ch661_tilted_closed

DUT: GPRS Dual-Band(GSM850/PCS1900)Handset Phase II +; Type: ---; Serial: EB-X500U

Communication System: PCS1900; Frequency: 1880 MHz;Duty Cycle: 1:8
Medium: Head 1900 MHz Medium parameters used: f = 1880 MHz; σ = 1.4 mho/m; ε_r = 39.9; ρ = 1000 kg/m^3
Phantom section: Right Section

DASY4 Configuration:

- Probe: ET3DV6 - SN1711; ConvF(5.2, 5.2, 5.2); Calibrated: 12/16/2003
- Sensor-Surface: 4mm (Mechanical And Optical Surface Detection)
- Electronics: DAE3 Sn522; Calibrated: 1/12/2004
- Phantom: SAM 12; Type: TP-1217; Serial: QD000P40CA
- Measurement SW: DASY4, V4.2 Build 44; Postprocessing SW: SEMCAD, V1.8 Build 112

EB-X500U/Area Scan (91x161x1): Measurement grid: dx=10mm, dy=10mm
Reference Value = 6.97 V/m; Power Drift = -0.0 dB
Maximum value of SAR (interpolated) = 0.114 mW/g

EB-X500U/Zoom Scan (7x7x7)/Cube 0: Measurement grid: dx=5mm, dy=5mm, dz=5mm
Reference Value = 6.97 V/m; Power Drift = -0.0 dB
Maximum value of SAR (measured) = 0.112 mW/g
Peak SAR (extrapolated) = 0.160 W/kg
SAR(1 g) = 0.098 mW/g; SAR(10 g) = 0.054 mW/g

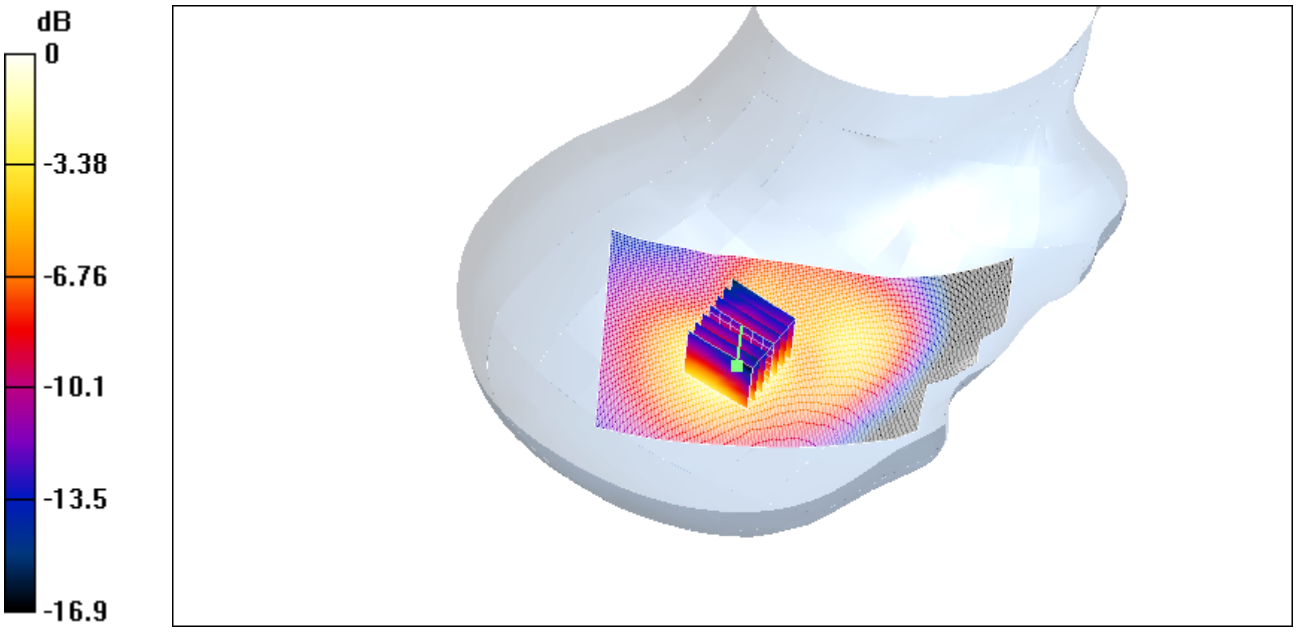

0 dB = 0.112mW/g

Date/Time: 06/16/04 14:22:17

Test Laboratory: ELECTRONIC TECHNOLOGY SYSTEMS DR. GENZ GMBH

1900_right_ch810_cheek_closed

DUT: GPRS Dual-Band(GSM850/PCS1900)Handset Phase II +; Type: ---; Serial: EB-X500U

Communication System: PCS1900; Frequency: 1880 MHz;Duty Cycle: 1:8
Medium: Head 1900 MHz Medium parameters used: f = 1880 MHz; σ = 1.4 mho/m; ε_r = 39.9; ρ = 1000 kg/m^3
Phantom section: Right Section

DASY4 Configuration:

- Probe: ET3DV6 - SN1711; ConvF(5.2, 5.2, 5.2); Calibrated: 12/16/2003
- Sensor-Surface: 4mm (Mechanical And Optical Surface Detection)
- Electronics: DAE3 Sn522; Calibrated: 1/12/2004
- Phantom: SAM 12; Type: TP-1217; Serial: QD000P40CA
- Measurement SW: DASY4, V4.2 Build 44; Postprocessing SW: SEMCAD, V1.8 Build 112

EB-X500U/Area Scan (91x161x1): Measurement grid: dx=10mm, dy=10mm
Reference Value = 7.33 V/m; Power Drift = -0.1 dB
Maximum value of SAR (interpolated) = 0.170 mW/g

EB-X500U/Zoom Scan (7x7x7)/Cube 0: Measurement grid: dx=5mm, dy=5mm, dz=5mm
Reference Value = 7.33 V/m; Power Drift = -0.1 dB
Maximum value of SAR (measured) = 0.169 mW/g
Peak SAR (extrapolated) = 0.250 W/kg
SAR(1 g) = 0.149 mW/g; SAR(10 g) = 0.079 mW/g

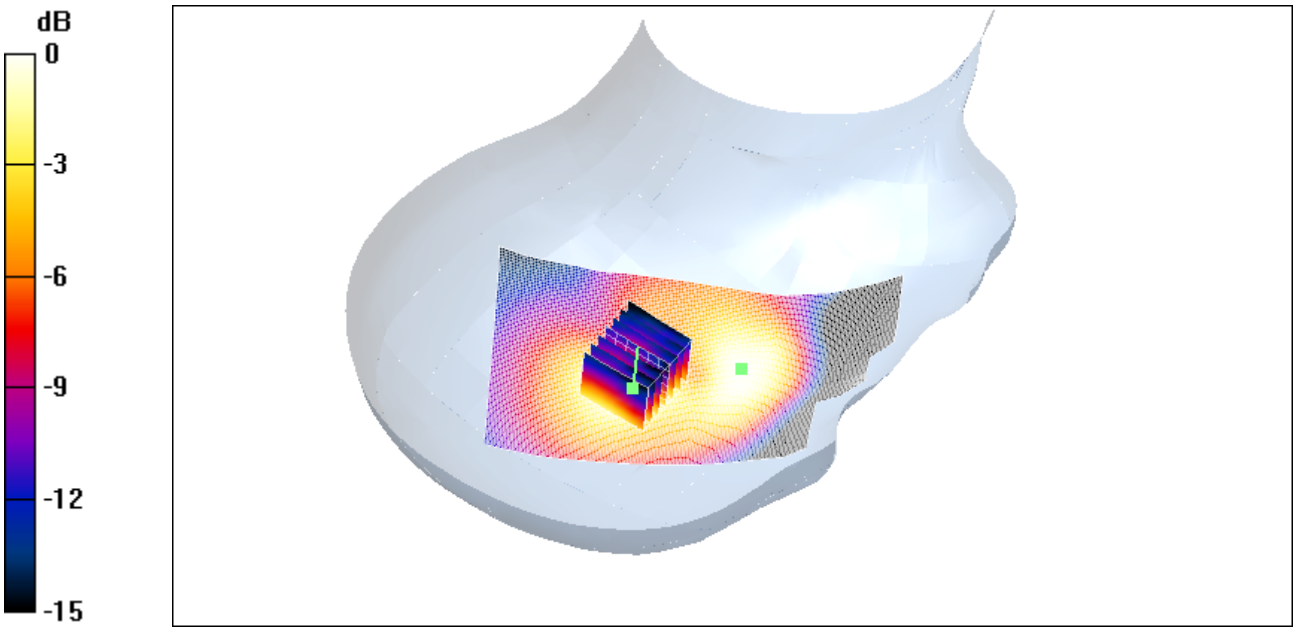

0 dB = 0.126mW/g

Date/Time: 06/16/04 07:51:08

Test Laboratory: ELECTRONIC TECHNOLOGY SYSTEMS DR. GENZ GMBH

1900_left_ch661_cheek_closed

DUT: GPRS Dual-Band(GSM850/PCS1900)Handset Phase II +; Type: ---; Serial: EB-X500U

Communication System: PCS1900; Frequency: 1880 MHz;Duty Cycle: 1:8
Medium: Head 1900 MHz Medium parameters used: f = 1880 MHz; σ = 1.4 mho/m; ε_r = 39.9; ρ = 1000 kg/m^3
Phantom section: Left Section

DASY4 Configuration:

- Probe: ET3DV6 - SN1711; ConvF(5.2, 5.2, 5.2); Calibrated: 12/16/2003
- Sensor-Surface: 4mm (Mechanical And Optical Surface Detection)
- Electronics: DAE3 Sn522; Calibrated: 1/12/2004
- Phantom: SAM 12; Type: TP-1217; Serial: QD000P40CA
- Measurement SW: DASY4, V4.2 Build 44; Postprocessing SW: SEMCAD, V1.8 Build 112

EB-X500U/Area Scan (91x161x1): Measurement grid: dx=10mm, dy=10mm
Reference Value = 5.3 V/m; Power Drift = -0.1 dB
Maximum value of SAR (interpolated) = 0.117 mW/g

EB-X500U/Zoom Scan (7x7x7)/Cube 0: Measurement grid: dx=5mm, dy=5mm, dz=5mm
Reference Value = 5.3 V/m; Power Drift = -0.1 dB
Maximum value of SAR (measured) = 0.108 mW/g
Peak SAR (extrapolated) = 0.161 W/kg
SAR(1 g) = 0.102 mW/g; SAR(10 g) = 0.062 mW/g

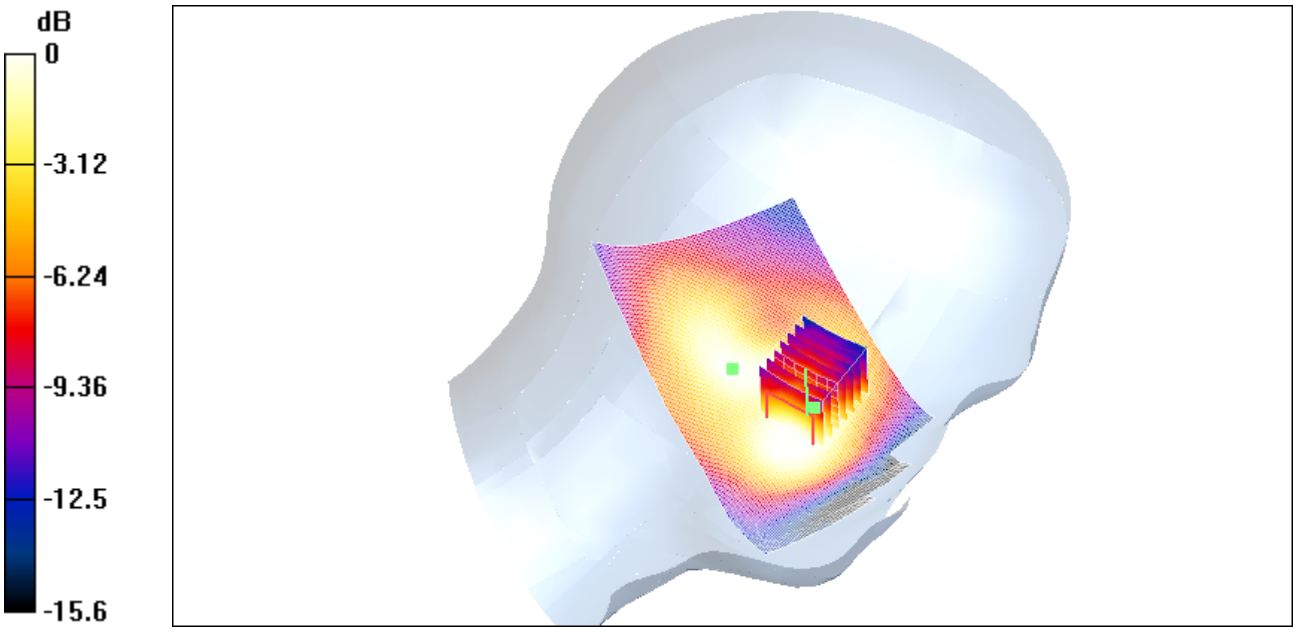

0 dB = 0.076mW/g

Date/Time: 06/16/04 08:58:54

Test Laboratory: ELECTRONIC TECHNOLOGY SYSTEMS DR. GENZ GMBH

1900_left_ch661_tilted_closed

DUT: GPRS Dual-Band(GSM850/PCS1900)Handset Phase II +; Type: ---; Serial: EB-X500U

Communication System: PCS1900; Frequency: 1880 MHz;Duty Cycle: 1:8
Medium: Head 1900 MHz Medium parameters used: f = 1880 MHz; σ = 1.4 mho/m; ε_r = 39.9; ρ = 1000 kg/m^3
Phantom section: Left Section

DASY4 Configuration:

- Probe: ET3DV6 - SN1711; ConvF(5.2, 5.2, 5.2); Calibrated: 12/16/2003
- Sensor-Surface: 4mm (Mechanical And Optical Surface Detection)
- Electronics: DAE3 Sn522; Calibrated: 1/12/2004
- Phantom: SAM 12; Type: TP-1217; Serial: QD000P40CA
- Measurement SW: DASY4, V4.2 Build 44; Postprocessing SW: SEMCAD, V1.8 Build 112

EB-X500U/Area Scan (91x161x1): Measurement grid: dx=10mm, dy=10mm
Reference Value = 5.93 V/m; Power Drift = 0.003 dB
Maximum value of SAR (interpolated) = 0.074 mW/g

EB-X500U/Zoom Scan (7x7x7)/Cube 0: Measurement grid: dx=5mm, dy=5mm, dz=5mm
Reference Value = 5.93 V/m; Power Drift = 0.003 dB
Maximum value of SAR (measured) = 0.073 mW/g
Peak SAR (extrapolated) = 0.105 W/kg
SAR(1 g) = 0.066 mW/g; SAR(10 g) = 0.040 mW/g

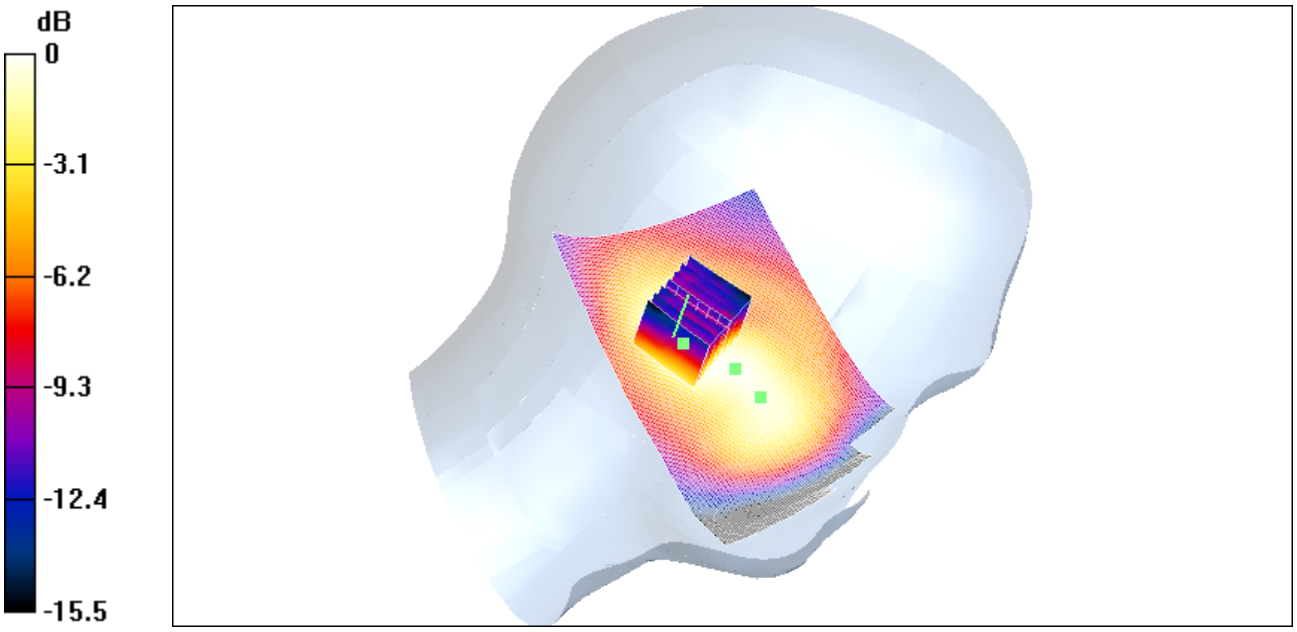

0 dB = 0.069mW/g

Date/Time: 06/16/04 13:10:38

Test Laboratory: ELECTRONIC TECHNOLOGY SYSTEMS DR. GENZ GMBH

1900_right_ch512_cheek_open

DUT: GPRS Dual-Band(GSM850/PCS1900)Handset Phase II +; Type: ---; Serial: EB-X500U

Communication System: PCS1900; Frequency: 1850.2 MHz;Duty Cycle: 1:8
Medium: Head 1900 MHz Medium parameters used (interpolated): f = 1850.2 MHz; σ = 1.37 mho/m; ε_r = 39.9; ρ = 1000 kg/m^3
Phantom section: Right Section

DASY4 Configuration:

- Probe: ET3DV6 - SN1711; ConvF(5.2, 5.2, 5.2); Calibrated: 12/16/2003
- Sensor-Surface: 4mm (Mechanical And Optical Surface Detection)
- Electronics: DAE3 Sn522; Calibrated: 1/12/2004
- Phantom: SAM 12; Type: TP-1217; Serial: QD000P40CA
- Measurement SW: DASY4, V4.2 Build 44; Postprocessing SW: SEMCAD, V1.8 Build 112

EB-X500U/Area Scan (91x161x1): Measurement grid: dx=10mm, dy=10mm
Reference Value = 2.52 V/m; Power Drift = -0.0 dB
Maximum value of SAR (interpolated) = 0.053 mW/g

EB-X500U/Zoom Scan (7x7x7)/Cube 0: Measurement grid: dx=5mm, dy=5mm, dz=5mm
Reference Value = 2.52 V/m; Power Drift = -0.0 dB
Maximum value of SAR (measured) = 0.053 mW/g
Peak SAR (extrapolated) = 0.072 W/kg
SAR(1 g) = 0.049 mW/g; SAR(10 g) = 0.031 mW/g

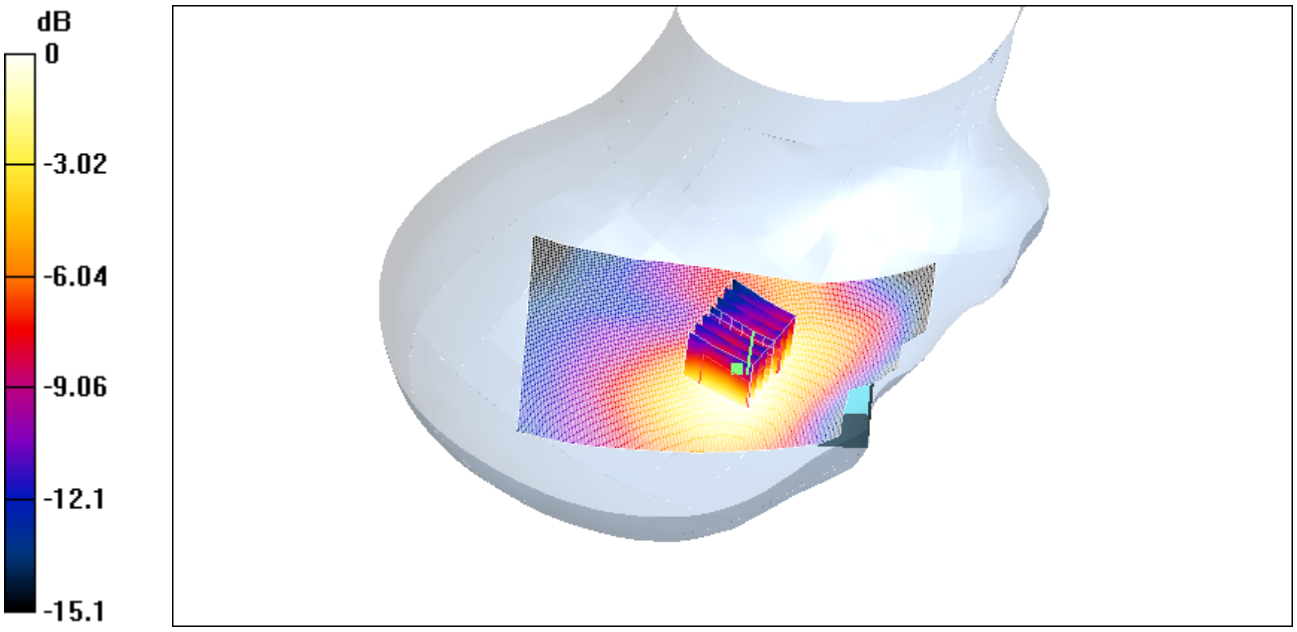

0 dB = 0.053mW/g