Date/Time: 06/14/04 13:21:49

Test Laboratory: ELECTRONIC TECHNOLOGY SYSTEMS DR. GENZ GMBH

1900_right_ch661_cheek_open

DUT: GPRS Dual-Band(GSM850/PCS1900)Handset Phase II +; Type: ---; Serial: EB-X500U

Communication System: PCS1900; Frequency: 1880 MHz;Duty Cycle: 1:8
Medium: Head 1900 MHz Medium parameters used: f = 1880 MHz; σ = 1.4 mho/m; ε_r = 39.9; ρ = 1000 kg/m^3
Phantom section: Right Section

DASY4 Configuration:

- Probe: ET3DV6 - SN1711; ConvF(5.2, 5.2, 5.2); Calibrated: 12/16/2003
- Sensor-Surface: 4mm (Mechanical And Optical Surface Detection)
- Electronics: DAE3 Sn522; Calibrated: 1/12/2004
- Phantom: SAM 12; Type: TP-1217; Serial: QD000P40CA
- Measurement SW: DASY4, V4.2 Build 44; Postprocessing SW: SEMCAD, V1.8 Build 112

EB-X500U/Area Scan (91x161x1): Measurement grid: dx=10mm, dy=10mm
Reference Value = 3.54 V/m; Power Drift = -0.1 dB
Maximum value of SAR (interpolated) = 0.064 mW/g

EB-X500U/Zoom Scan (7x7x7)/Cube 1: Measurement grid: dx=5mm, dy=5mm, dz=5mm
Reference Value = 3.54 V/m; Power Drift = -0.1 dB
Maximum value of SAR (measured) = 0.074 mW/g
Peak SAR (extrapolated) = 0.098 W/kg
SAR(1 g) = 0.068 mW/g; SAR(10 g) = 0.039 mW/g

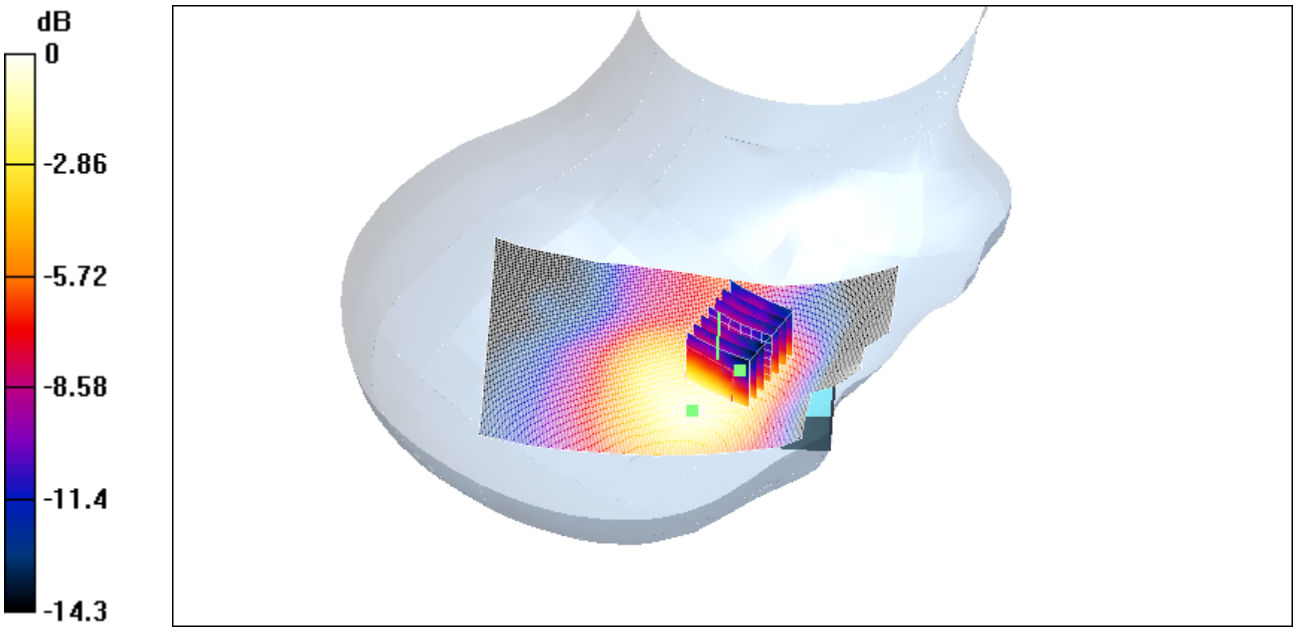

0 dB = 0.074mW/g

Date/Time: 06/15/04 08:39:30

Test Laboratory: ELECTRONIC TECHNOLOGY SYSTEMS DR. GENZ GMBH

1900_right_ch661_tilted_open

DUT: GPRS Dual-Band(GSM850/PCS1900)Handset Phase II +; Type: ---; Serial: EB-X500U

Communication System: PCS1900; Frequency: 1880 MHz;Duty Cycle: 1:8
Medium: Head 1900 MHz Medium parameters used: f = 1880 MHz; σ = 1.4 mho/m; ε_r = 39.9; ρ = 1000 kg/m^3
Phantom section: Right Section

DASY4 Configuration:

- Probe: ET3DV6 - SN1711; ConvF(5.2, 5.2, 5.2); Calibrated: 12/16/2003
- Sensor-Surface: 4mm (Mechanical And Optical Surface Detection)
- Electronics: DAE3 Sn522; Calibrated: 1/12/2004
- Phantom: SAM 12; Type: TP-1217; Serial: QD000P40CA
- Measurement SW: DASY4, V4.2 Build 44; Postprocessing SW: SEMCAD, V1.8 Build 112

EB-X500U/Area Scan (91x161x1): Measurement grid: dx=10mm, dy=10mm
Reference Value = 3.27 V/m; Power Drift = -0.1 dB
Maximum value of SAR (interpolated) = 0.042 mW/g

EB-X500U/Zoom Scan (7x7x7)/Cube 0: Measurement grid: dx=5mm, dy=5mm, dz=5mm
Reference Value = 3.27 V/m; Power Drift = -0.1 dB
Maximum value of SAR (measured) = 0.041 mW/g
Peak SAR (extrapolated) = 0.055 W/kg
SAR(1 g) = 0.037 mW/g; SAR(10 g) = 0.024 mW/g

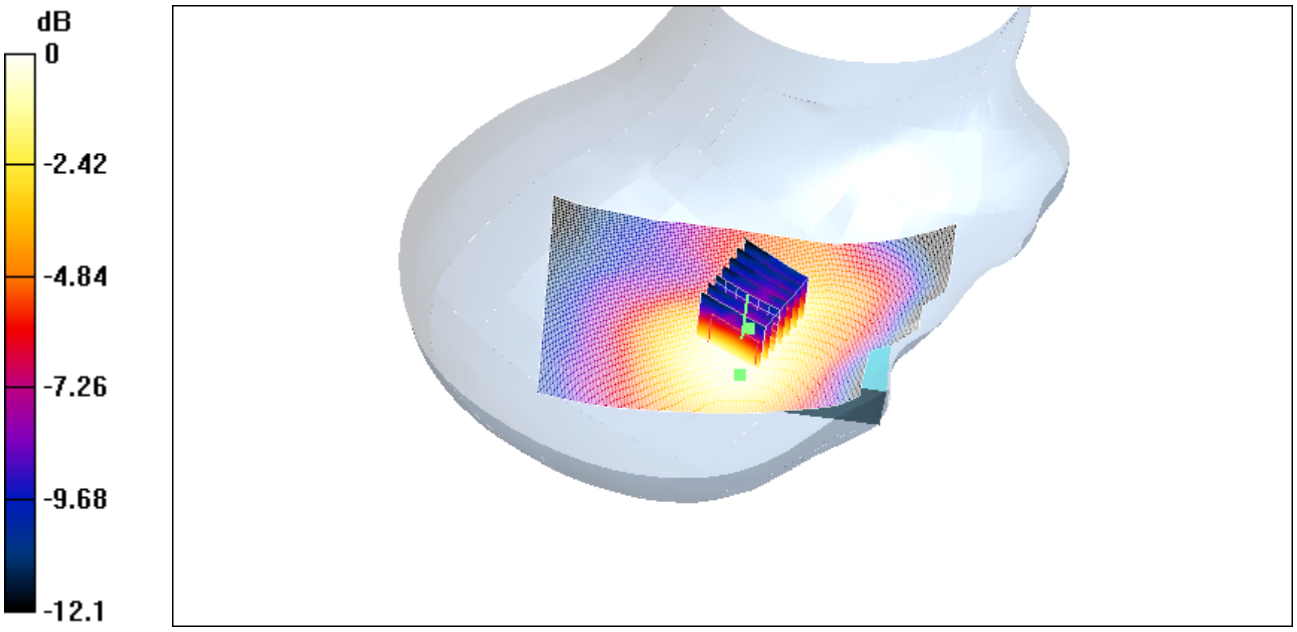

0 dB = 0.040mW/g

Date/Time: 06/16/04 13:41:20

Test Laboratory: ELECTRONIC TECHNOLOGY SYSTEMS DR. GENZ GMBH

1900_right_ch810_cheek_open

DUT: GPRS Dual-Band(GSM850/PCS1900)Handset Phase II +; Type: ---; Serial: EB-X500U

Communication System: PCS1900; Frequency: 1909.8 MHz;Duty Cycle: 1:8
Medium: Head 1900 MHz Medium parameters used (interpolated): f = 1909.8 MHz; σ = 1.43 mho/m; ε_r = 39.8; ρ = 1000 kg/m^3
Phantom section: Right Section

DASY4 Configuration:

- Probe: ET3DV6 - SN1711; ConvF(5.2, 5.2, 5.2); Calibrated: 12/16/2003
- Sensor-Surface: 4mm (Mechanical And Optical Surface Detection)
- Electronics: DAE3 Sn522; Calibrated: 1/12/2004
- Phantom: SAM 12; Type: TP-1217; Serial: QD000P40CA
- Measurement SW: DASY4, V4.2 Build 44; Postprocessing SW: SEMCAD, V1.8 Build 112

EB-X500U/Area Scan (91x161x1): Measurement grid: dx=10mm, dy=10mm
Reference Value = 3.59 V/m; Power Drift = -0.0 dB
Maximum value of SAR (interpolated) = 0.088 mW/g

EB-X500U/Zoom Scan (7x7x7)/Cube 0: Measurement grid: dx=5mm, dy=5mm, dz=5mm
Reference Value = 3.59 V/m; Power Drift = -0.0 dB
Maximum value of SAR (measured) = 0.086 mW/g
Peak SAR (extrapolated) = 0.120 W/kg
SAR(1 g) = 0.079 mW/g; SAR(10 g) = 0.046 mW/g

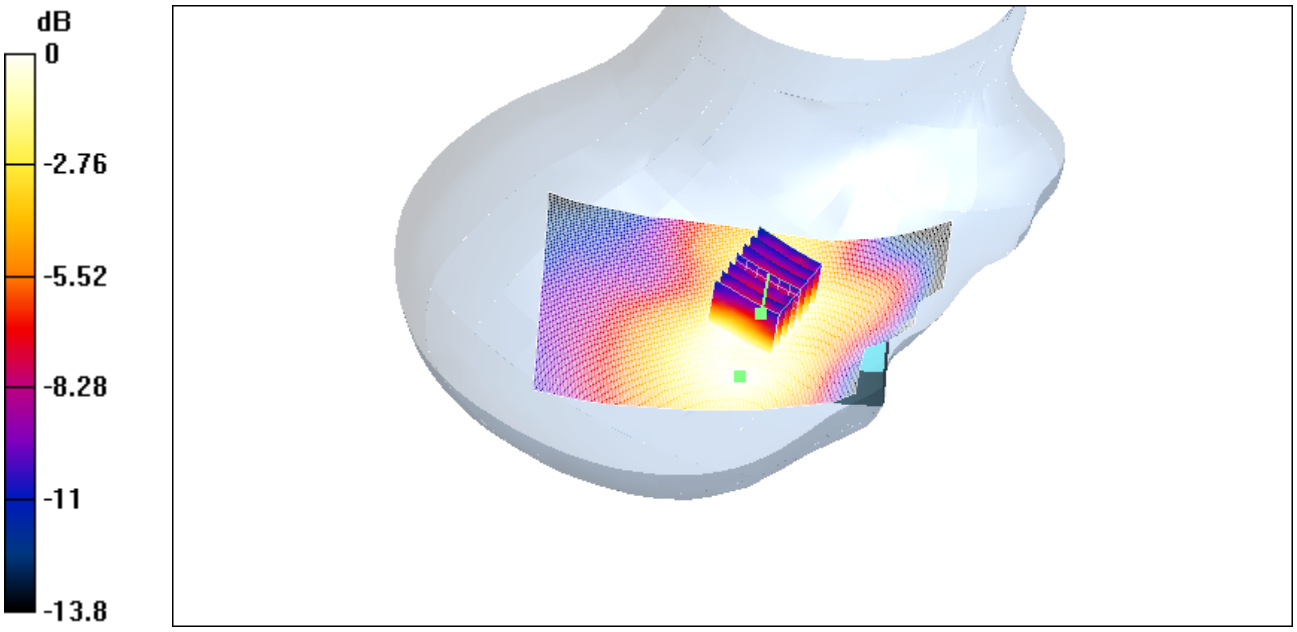

0 dB = 0.062mW/g

Date/Time: 06/16/04 10:11:06

Test Laboratory: ELECTRONIC TECHNOLOGY SYSTEMS DR. GENZ GMBH

1900_left_ch661_cheek_open

DUT: GPRS Dual-Band(GSM850/PCS1900)Handset Phase II +; Type: ---; Serial: EB-X500U

Communication System: PCS1900; Frequency: 1880 MHz;Duty Cycle: 1:8
Medium: Head 1900 MHz Medium parameters used: f = 1880 MHz; σ = 1.4 mho/m; ε_r = 39.9; ρ = 1000 kg/m^3
Phantom section: Left Section

DASY4 Configuration:

- Probe: ET3DV6 - SN1711; ConvF(5.2, 5.2, 5.2); Calibrated: 12/16/2003
- Sensor-Surface: 4mm (Mechanical And Optical Surface Detection)
- Electronics: DAE3 Sn522; Calibrated: 1/12/2004
- Phantom: SAM 12; Type: TP-1217; Serial: QD000P40CA
- Measurement SW: DASY4, V4.2 Build 44; Postprocessing SW: SEMCAD, V1.8 Build 112

EB-X500U/Area Scan (91x161x1): Measurement grid: dx=10mm, dy=10mm
Reference Value = 3.47 V/m; Power Drift = -0.1 dB
Maximum value of SAR (interpolated) = 0.067 mW/g

EB-X500U/Zoom Scan (7x7x7)/Cube 0: Measurement grid: dx=5mm, dy=5mm, dz=5mm
Reference Value = 3.47 V/m; Power Drift = -0.1 dB
Maximum value of SAR (measured) = 0.066 mW/g
Peak SAR (extrapolated) = 0.089 W/kg
SAR(1 g) = 0.060 mW/g; SAR(10 g) = 0.036 mW/g



0 dB = 0.066mW/g

Date/Time: 06/16/04 09:39:29

Test Laboratory: ELECTRONIC TECHNOLOGY SYSTEMS DR. GENZ GMBH

1900_left_ch661_tilted_open

DUT: GPRS Dual-Band(GSM850/PCS1900)Handset Phase II +; Type: ---; Serial: EB-X500U

Communication System: PCS1900; Frequency: 1880 MHz;Duty Cycle: 1:8
Medium: Head 1900 MHz Medium parameters used: f = 1880 MHz; σ = 1.4 mho/m; ε_r = 39.9; ρ = 1000 kg/m^3
Phantom section: Left Section

DASY4 Configuration:

- Probe: ET3DV6 - SN1711; ConvF(5.2, 5.2, 5.2); Calibrated: 12/16/2003
- Sensor-Surface: 4mm (Mechanical And Optical Surface Detection)
- Electronics: DAE3 Sn522; Calibrated: 1/12/2004
- Phantom: SAM 12; Type: TP-1217; Serial: QD000P40CA
- Measurement SW: DASY4, V4.2 Build 44; Postprocessing SW: SEMCAD, V1.8 Build 112

EB-X500U/Area Scan (91x161x1): Measurement grid: dx=10mm, dy=10mm
Reference Value = 3.29 V/m; Power Drift = -0.007 dB
Maximum value of SAR (interpolated) = 0.036 mW/g

EB-X500U/Zoom Scan (7x7x7)/Cube 0: Measurement grid: dx=5mm, dy=5mm, dz=5mm
Reference Value = 3.29 V/m; Power Drift = -0.007 dB
Maximum value of SAR (measured) = 0.036 mW/g
Peak SAR (extrapolated) = 0.049 W/kg
SAR(1 g) = 0.033 mW/g; SAR(10 g) = 0.021 mW/g



0 dB = 0.036mW/g

Date/Time: 06/11/04 13:35:12

Test Laboratory: ELECTRONIC TECHNOLOGY SYSTEMS DR. GENZ GMBH

1900_flat_ch512_back_closed

DUT: GPRS Dual-Band(GSM850/PCS1900)Handset Phase II +; Type: ---; Serial: EB-X500U

Communication System: GSM 1900; Frequency: 1850.2 MHz;Duty Cycle: 1:8.3
Medium: Muscle 1900 MHz Medium parameters used (interpolated): f = 1850.2 MHz; σ = 1.52 mho/m; ε_r = 51.9; ρ = 1000 kg/m^3
Phantom section: Flat Section

DASY4 Configuration:

- Probe: ET3DV6 - SN1711; ConvF(4.6, 4.6, 4.6); Calibrated: 12/16/2003
- Sensor-Surface: 4mm (Mechanical And Optical Surface Detection)
- Electronics: DAE3 Sn522; Calibrated: 1/12/2004
- Phantom: SAM 12; Type: TP-1217; Serial: QD000P40CA
- Measurement SW: DASY4, V4.2 Build 44; Postprocessing SW: SEMCAD, V1.8 Build 112

EB-X500U/Area Scan (81x131x1): Measurement grid: dx=10mm, dy=10mm
Reference Value = 7.32 V/m; Power Drift = 0.0 dB
Maximum value of SAR (interpolated) = 0.130 mW/g

EB-X500U/Zoom Scan (7x7x7)/Cube 0: Measurement grid: dx=5mm, dy=5mm, dz=5mm
Reference Value = 7.32 V/m; Power Drift = 0.0 dB
Maximum value of SAR (measured) = 0.131 mW/g
Peak SAR (extrapolated) = 0.191 W/kg
SAR(1 g) = 0.119 mW/g; SAR(10 g) = 0.072 mW/g

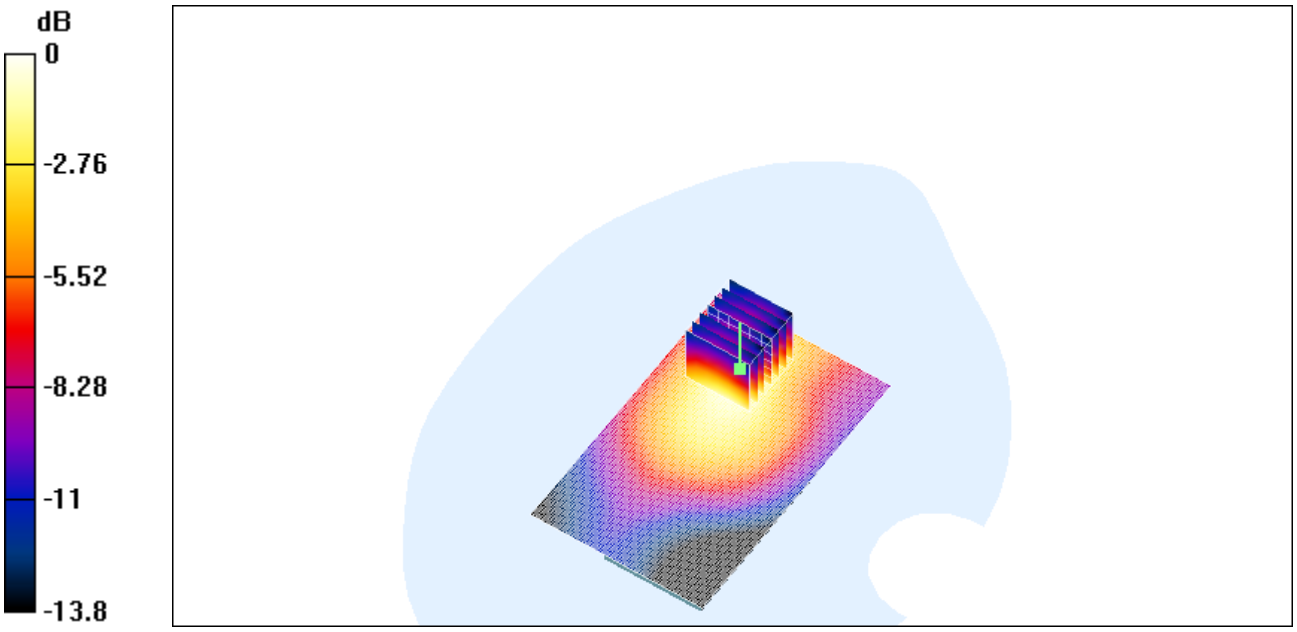

0 dB = 0.131mW/g

Date/Time: 06/11/04 11:17:38

Test Laboratory: ELECTRONIC TECHNOLOGY SYSTEMS DR. GENZ GMBH

1900_flat_ch661_front_closed

DUT: GPRS Dual-Band(GSM850/PCS1900)Handset Phase II +; Type: ---; Serial: EB-X500U

Communication System: GSM 1900; Frequency: 1880 MHz;Duty Cycle: 1:8.3
Medium: Muscle 1900 MHz Medium parameters used: f = 1880 MHz; σ = 1.55 mho/m; ε_r = 51.9; ρ = 1000 kg/m^3
Phantom section: Flat Section

DASY4 Configuration:

- Probe: ET3DV6 - SN1711; ConvF(4.6, 4.6, 4.6); Calibrated: 12/16/2003
- Sensor-Surface: 4mm (Mechanical And Optical Surface Detection)
- Electronics: DAE3 Sn522; Calibrated: 1/12/2004
- Phantom: SAM 12; Type: TP-1217; Serial: QD000P40CA
- Measurement SW: DASY4, V4.2 Build 44; Postprocessing SW: SEMCAD, V1.8 Build 112

EB-X500U/Area Scan (81x131x1): Measurement grid: dx=10mm, dy=10mm
Reference Value = 2.59 V/m; Power Drift = -0.1 dB
Maximum value of SAR (interpolated) = 0.00937 mW/g

EB-X500U/Zoom Scan (7x7x7)/Cube 0: Measurement grid: dx=5mm, dy=5mm, dz=5mm
Reference Value = 2.59 V/m; Power Drift = -0.1 dB
Maximum value of SAR (measured) = 0.00964 mW/g
Peak SAR (extrapolated) = 0.014 W/kg
SAR(1 g) = 0.00899 mW/g; SAR(10 g) = 0.00625 mW/g



0 dB = 0.00913mW/g

Date/Time: 06/11/04 12:40:03

Test Laboratory: ELECTRONIC TECHNOLOGY SYSTEMS DR. GENZ GMBH

1900_flat_ch661_back_closed

DUT: GPRS Dual-Band(GSM850/PCS1900)Handset Phase II +; Type: ---; Serial: EB-X500U

Communication System: GSM 1900; Frequency: 1880 MHz;Duty Cycle: 1:8.3
Medium: Muscle 1900 MHz Medium parameters used: f = 1880 MHz; σ = 1.55 mho/m; ε_r = 51.9; ρ = 1000 kg/m^3
Phantom section: Flat Section

DASY4 Configuration:

- Probe: ET3DV6 - SN1711; ConvF(4.6, 4.6, 4.6); Calibrated: 12/16/2003
- Sensor-Surface: 4mm (Mechanical And Optical Surface Detection)
- Electronics: DAE3 Sn522; Calibrated: 1/12/2004
- Phantom: SAM 12; Type: TP-1217; Serial: QD000P40CA
- Measurement SW: DASY4, V4.2 Build 44; Postprocessing SW: SEMCAD, V1.8 Build 112

EB-X500U/Area Scan (81x131x1): Measurement grid: dx=10mm, dy=10mm
Reference Value = 8.42 V/m; Power Drift = -0.002 dB
Maximum value of SAR (interpolated) = 0.165 mW/g

EB-X500U/Zoom Scan (7x7x7)/Cube 0: Measurement grid: dx=5mm, dy=5mm, dz=5mm
Reference Value = 8.42 V/m; Power Drift = -0.002 dB
Maximum value of SAR (measured) = 0.162 mW/g
Peak SAR (extrapolated) = 0.236 W/kg
SAR(1 g) = 0.148 mW/g; SAR(10 g) = 0.090 mW/g



0 dB = 0.162mW/g

Date/Time: 06/11/04 13:06:02

Test Laboratory: ELECTRONIC TECHNOLOGY SYSTEMS DR. GENZ GMBH

1900_flat_ch810_back_closed

DUT: GPRS Dual-Band(GSM850/PCS1900)Handset Phase II +; Type: ---; Serial: EB-X500U

Communication System: GSM 1900; Frequency: 1909.8 MHz;Duty Cycle: 1:8.3
Medium: Muscle 1900 MHz Medium parameters used (interpolated): f = 1909.8 MHz; σ = 1.59 mho/m; ε_r = 51.9; ρ = 1000 kg/m^3
Phantom section: Flat Section

DASY4 Configuration:

- Probe: ET3DV6 - SN1711; ConvF(4.6, 4.6, 4.6); Calibrated: 12/16/2003
- Sensor-Surface: 4mm (Mechanical And Optical Surface Detection)
- Electronics: DAE3 Sn522; Calibrated: 1/12/2004
- Phantom: SAM 12; Type: TP-1217; Serial: QD000P40CA
- Measurement SW: DASY4, V4.2 Build 44; Postprocessing SW: SEMCAD, V1.8 Build 112

EB-X500U/Area Scan (81x131x1): Measurement grid: dx=10mm, dy=10mm
Reference Value = 10.4 V/m; Power Drift = -0.0 dB
Maximum value of SAR (interpolated) = 0.241 mW/g

EB-X500U/Zoom Scan (7x7x7)/Cube 0: Measurement grid: dx=5mm, dy=5mm, dz=5mm
Reference Value = 10.4 V/m; Power Drift = -0.0 dB
Maximum value of SAR (measured) = 0.244 mW/g
Peak SAR (extrapolated) = 0.364 W/kg
SAR(1 g) = 0.223 mW/g; SAR(10 g) = 0.134 mW/g



0 dB = 0.244mW/g

Date/Time: 06/14/04 09:37:48

Test Laboratory: ELECTRONIC TECHNOLOGY SYSTEMS DR. GENZ GMBH

1900_flat_ch512_back_open

DUT: GPRS Dual-Band(GSM850/PCS1900)Handset Phase II +; Type: ---; Serial: EB-X500U

Communication System: GSM 1900; Frequency: 1850.2 MHz;Duty Cycle: 1:8.3
Medium: Muscle 1900 MHz Medium parameters used (interpolated): f = 1850.2 MHz; σ = 1.52 mho/m; ε_r = 51.9; ρ = 1000 kg/m^3
Phantom section: Flat Section

DASY4 Configuration:

- Probe: ET3DV6 - SN1711; ConvF(4.6, 4.6, 4.6); Calibrated: 12/16/2003
- Sensor-Surface: 4mm (Mechanical And Optical Surface Detection)
- Electronics: DAE3 Sn522; Calibrated: 1/12/2004
- Phantom: SAM 12; Type: TP-1217; Serial: QD000P40CA
- Measurement SW: DASY4, V4.2 Build 44; Postprocessing SW: SEMCAD, V1.8 Build 112

EB-X500U/Area Scan (81x161x1): Measurement grid: dx=10mm, dy=10mm
Reference Value = 6.76 V/m; Power Drift = 0.009 dB
Maximum value of SAR (interpolated) = 0.085 mW/g

EB-X500U/Zoom Scan (7x7x7)/Cube 0: Measurement grid: dx=5mm, dy=5mm, dz=5mm
Reference Value = 6.76 V/m; Power Drift = 0.009 dB
Maximum value of SAR (measured) = 0.085 mW/g
Peak SAR (extrapolated) = 0.121 W/kg
SAR(1 g) = 0.078 mW/g; SAR(10 g) = 0.049 mW/g



0 dB = 0.085mW/g

Date/Time: 06/14/04 08:38:43

Test Laboratory: ELECTRONIC TECHNOLOGY SYSTEMS DR. GENZ GMBH

1900_flat_ch661_front_open

DUT: GPRS Dual-Band(GSM850/PCS1900)Handset Phase II +; Type: ---; Serial: EB-X500U

Communication System: GSM 1900; Frequency: 1880 MHz;Duty Cycle: 1:8.3
Medium: Muscle 1900 MHz Medium parameters used: f = 1880 MHz; σ = 1.55 mho/m; ε_r = 51.9; ρ = 1000 kg/m^3
Phantom section: Flat Section

DASY4 Configuration:

- Probe: ET3DV6 - SN1711; ConvF(4.6, 4.6, 4.6); Calibrated: 12/16/2003
- Sensor-Surface: 4mm (Mechanical And Optical Surface Detection)
- Electronics: DAE3 Sn522; Calibrated: 1/12/2004
- Phantom: SAM 12; Type: TP-1217; Serial: QD000P40CA
- Measurement SW: DASY4, V4.2 Build 44; Postprocessing SW: SEMCAD, V1.8 Build 112

EB-X500U/Area Scan (81x161x1): Measurement grid: dx=10mm, dy=10mm
Reference Value = 2.02 V/m; Power Drift = -0.1 dB
Maximum value of SAR (interpolated) = 0.012 mW/g

EB-X500U/Zoom Scan (7x7x7)/Cube 0: Measurement grid: dx=5mm, dy=5mm, dz=5mm
Reference Value = 2.02 V/m; Power Drift = -0.1 dB
Maximum value of SAR (measured) = 0.012 mW/g
Peak SAR (extrapolated) = 0.017 W/kg
SAR(1 g) = 0.011 mW/g; SAR(10 g) = 0.00705 mW/g

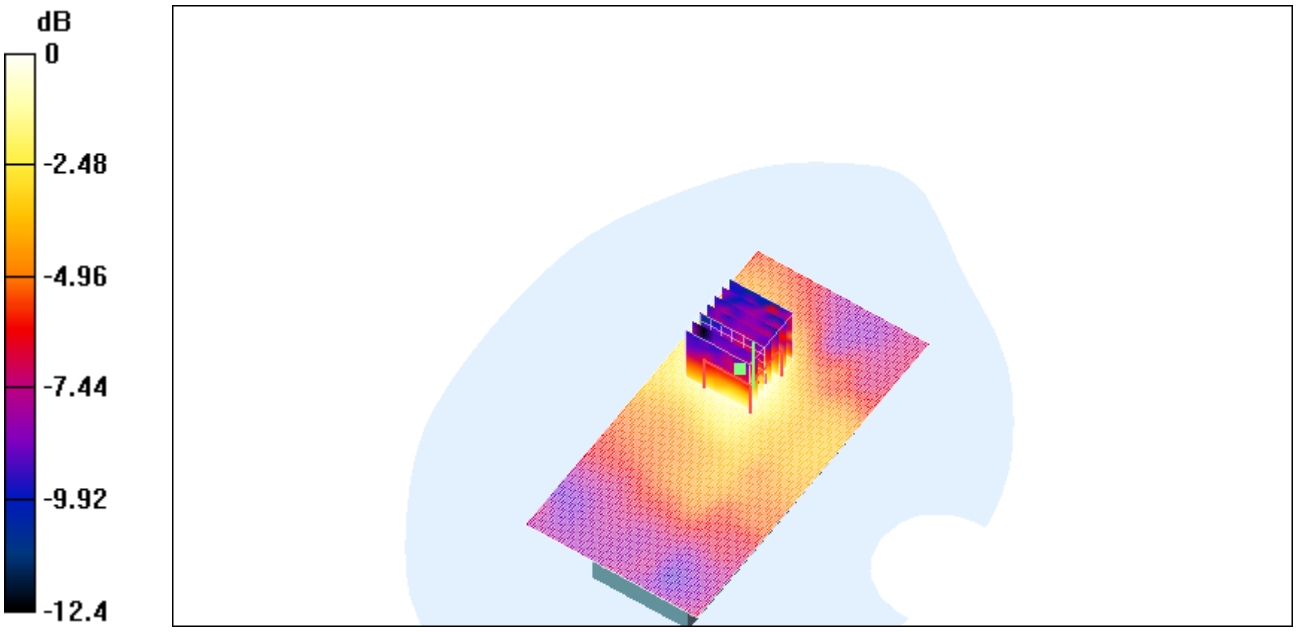

0 dB = 0.012mW/g

Date/Time: 06/14/04 09:10:42

Test Laboratory: ELECTRONIC TECHNOLOGY SYSTEMS DR. GENZ GMBH

1900_flat_ch661_back_open

DUT: GPRS Dual-Band(GSM850/PCS1900)Handset Phase II +; Type: ---; Serial: EB-X500U

Communication System: GSM 1900; Frequency: 1880 MHz;Duty Cycle: 1:8.3
Medium: Muscle 1900 MHz Medium parameters used: f = 1880 MHz; σ = 1.55 mho/m; ε_r = 51.9; ρ = 1000 kg/m^3
Phantom section: Flat Section

DASY4 Configuration:

- Probe: ET3DV6 - SN1711; ConvF(4.6, 4.6, 4.6); Calibrated: 12/16/2003
- Sensor-Surface: 4mm (Mechanical And Optical Surface Detection)
- Electronics: DAE3 Sn522; Calibrated: 1/12/2004
- Phantom: SAM 12; Type: TP-1217; Serial: QD000P40CA
- Measurement SW: DASY4, V4.2 Build 44; Postprocessing SW: SEMCAD, V1.8 Build 112

EB-X500U/Area Scan (81x161x1): Measurement grid: dx=10mm, dy=10mm
Reference Value = 7.74 V/m; Power Drift = -0.0 dB
Maximum value of SAR (interpolated) = 0.110 mW/g

EB-X500U/Zoom Scan (7x7x7)/Cube 0: Measurement grid: dx=5mm, dy=5mm, dz=5mm
Reference Value = 7.74 V/m; Power Drift = -0.0 dB
Maximum value of SAR (measured) = 0.110 mW/g
Peak SAR (extrapolated) = 0.157 W/kg
SAR(1 g) = 0.101 mW/g; SAR(10 g) = 0.063 mW/g



0 dB = 0.110mW/g

Date/Time: 06/14/04 10:19:40

Test Laboratory: ELECTRONIC TECHNOLOGY SYSTEMS DR. GENZ GMBH

1900_flat_ch810_back_open

DUT: GPRS Dual-Band(GSM850/PCS1900)Handset Phase II +; Type: ---; Serial: EB-X500U

Communication System: GSM 1900; Frequency: 1909.8 MHz;Duty Cycle: 1:8.3
Medium: Muscle 1900 MHz Medium parameters used (interpolated): f = 1909.8 MHz; σ = 1.59 mho/m; ε_r = 51.9; ρ = 1000 kg/m^3
Phantom section: Flat Section

DASY4 Configuration:

- Probe: ET3DV6 - SN1711; ConvF(4.6, 4.6, 4.6); Calibrated: 12/16/2003
- Sensor-Surface: 4mm (Mechanical And Optical Surface Detection)
- Electronics: DAE3 Sn522; Calibrated: 1/12/2004
- Phantom: SAM 12; Type: TP-1217; Serial: QD000P40CA
- Measurement SW: DASY4, V4.2 Build 44; Postprocessing SW: SEMCAD, V1.8 Build 112

EB-X500U/Area Scan (81x161x1): Measurement grid: dx=10mm, dy=10mm
Reference Value = 9.31 V/m; Power Drift = -0.0 dB
Maximum value of SAR (interpolated) = 0.169 mW/g

EB-X500U/Zoom Scan (7x7x7)/Cube 0: Measurement grid: dx=5mm, dy=5mm, dz=5mm
Reference Value = 9.31 V/m; Power Drift = -0.0 dB
Maximum value of SAR (measured) = 0.167 mW/g
Peak SAR (extrapolated) = 0.232 W/kg
SAR(1 g) = 0.153 mW/g; SAR(10 g) = 0.095 mW/g



0 dB = 0.167mW/g

Date/Time: 06/11/04 13:06:02

Test Laboratory: ELECTRONIC TECHNOLOGY SYSTEMS DR. GENZ GMBH

Z-axis scan

DUT: GPRS Dual-Band(GSM850/PCS1900)Handset Phase II +; Type: ---; Serial: EB-X500U

Communication System: GSM 1900; Frequency: 1909.8 MHz;Duty Cycle: 1:8.3
Medium: Muscle 1900 MHz Medium parameters used (interpolated): f = 1909.8 MHz; σ = 1.59 mho/m; ε_r = 51.9; ρ = 1000 kg/m^3
Phantom section: Flat Section

DASY4 Configuration:

- Probe: ET3DV6 - SN1711; ConvF(4.6, 4.6, 4.6); Calibrated: 12/16/2003
- Sensor-Surface: 4mm (Mechanical And Optical Surface Detection)
- Electronics: DAE3 Sn522; Calibrated: 1/12/2004
- Phantom: SAM 12; Type: TP-1217; Serial: QD000P40CA
- Measurement SW: DASY4, V4.2 Build 44; Postprocessing SW: SEMCAD, V1.8 Build 112

EB-X500U/Area Scan (81x131x1): Measurement grid: dx=10mm, dy=10mm
Reference Value = 10.4 V/m; Power Drift = -0.0 dB
Maximum value of SAR (interpolated) = 0.241 mW/g
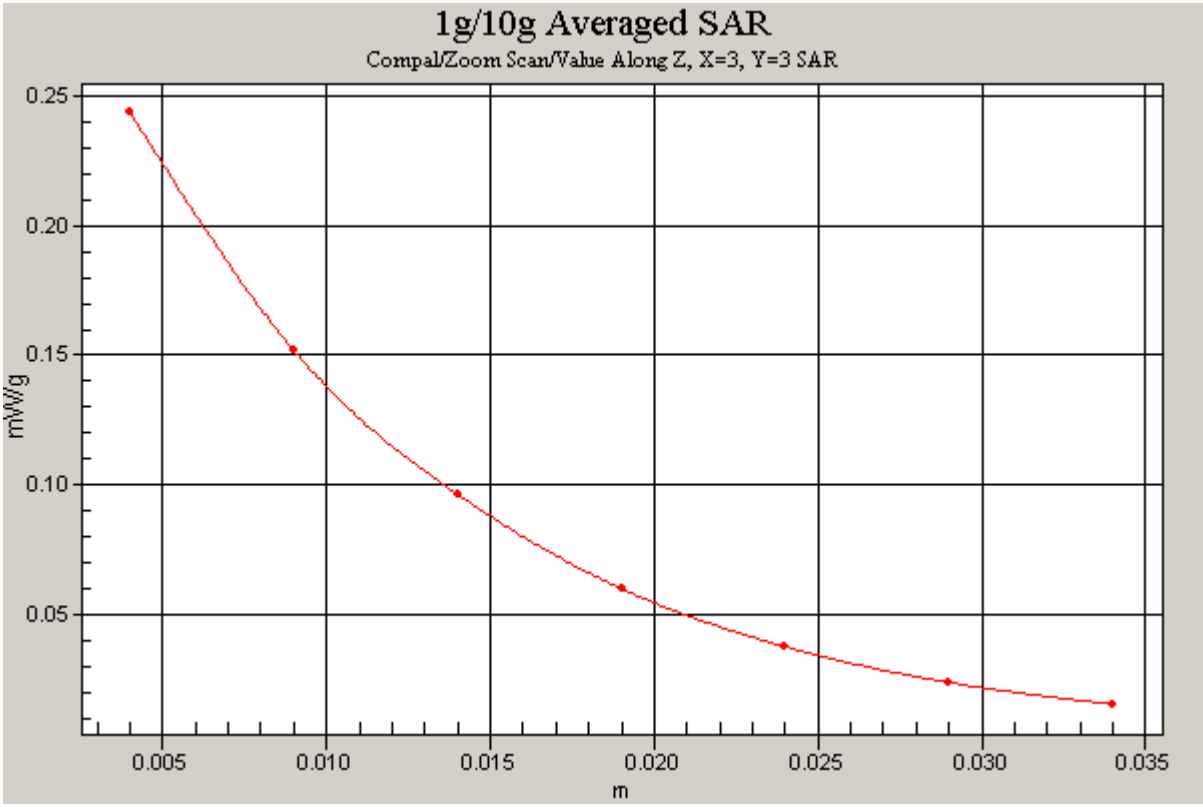
EB-X500U/Zoom Scan (7x7x7)/Cube 0: Measurement grid: dx=5mm, dy=5mm, dz=5mm
Reference Value = 10.4 V/m; Power Drift = -0.0 dB
Maximum value of SAR (measured) = 0.244 mW/g
Peak SAR (extrapolated) = 0.364 W/kg
SAR(1 g) = 0.223 mW/g; SAR(10 g) = 0.134 mW/g