Test Mode:	LTE band 4(16QAM RB Size 1 & RB Offset 24)

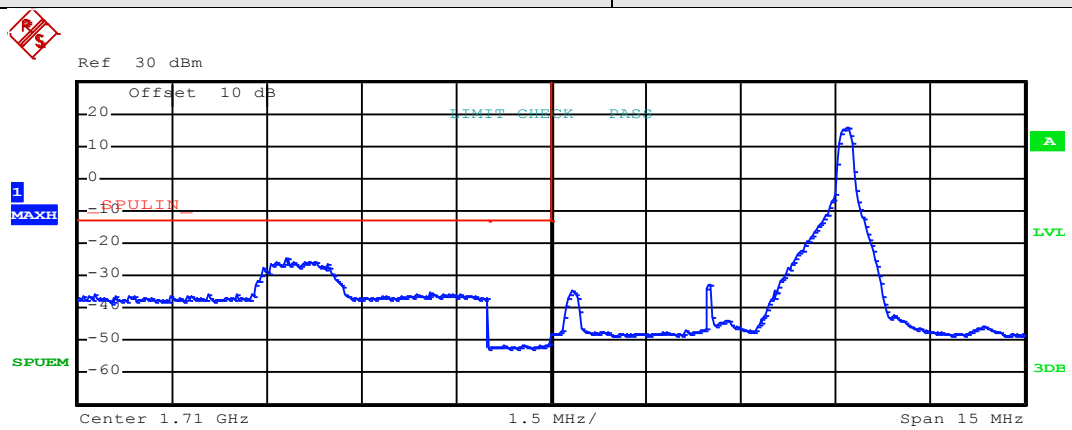

Start [Hz]	Stop [Hz]	RBW [Hz]	Freq [Hz]	PwrAbs [dBm]	Δ Limit [dB]
1.702 G	1.709 G	1.00 M	1.705828 G	-24.51	-11.51
1.709 G	1.710 G	30.00 k	1.709958 G	-51.28	-38.28
1.710 G	1.718 G	100.00 k	1.714680 G	15.76	-17.24

Lowest channel

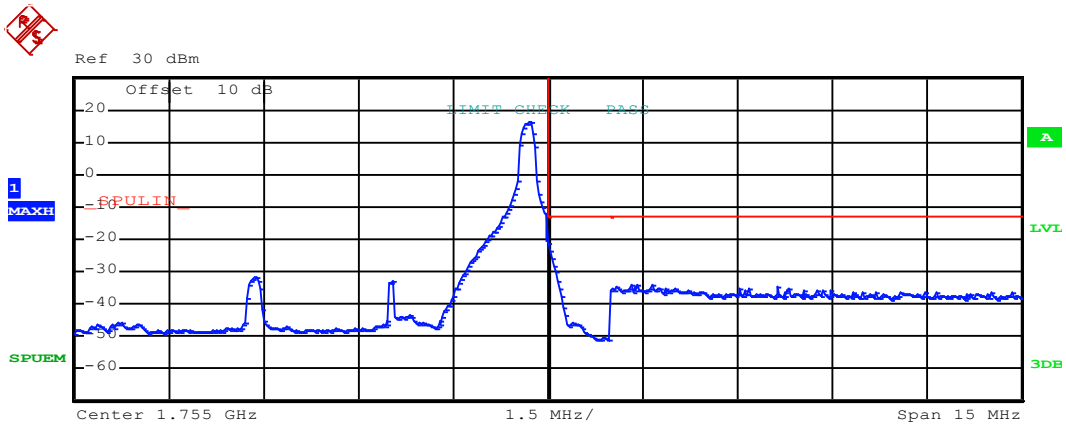

Start [Hz]	Stop [Hz]	RBW [Hz]	Freq [Hz]	PwrAbs [dBm]	Δ Limit [dB]
1.748 G	1.755 G	100.00 k	1.754685 G	16.50	-16.50
1.755 G	1.756 G	30.00 k	1.755008 G	-21.72	-8.72
1.756 G	1.763 G	1.00 M	1.756650 G	-33.89	-20.89

Highest channel

Test Mode:	LTE band 4(16QAM RB Size 12 & RB Offset 0)

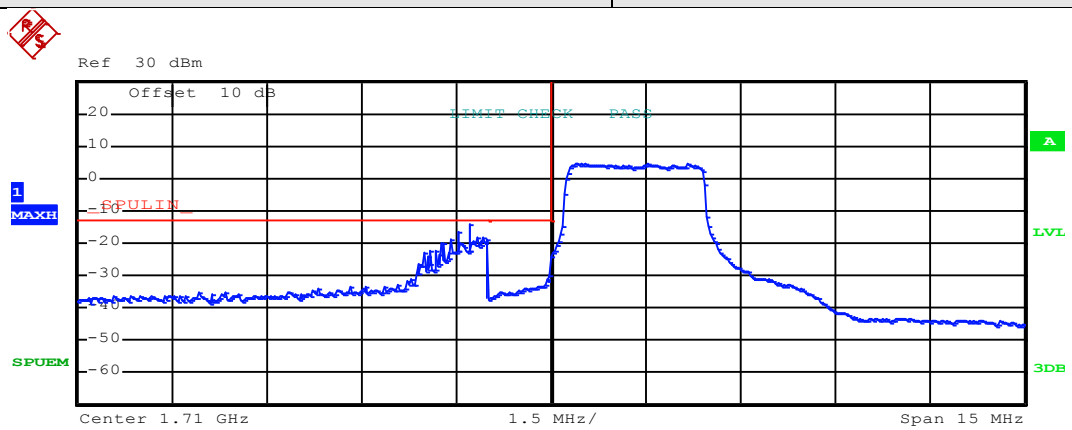

Start [Hz]	Stop [Hz]	RBW [Hz]	Freq [Hz]	PwrAbs [dBm]	Δ Limit [dB]
1.702 G	1.709 G	1.00 M	1.708701 G	-14.22	-1.22
1.709 G	1.710 G	30.00 k	1.709988 G	-29.90	-16.90
1.710 G	1.718 G	100.00 k	1.710480 G	4.66	-28.34

Lowest channel

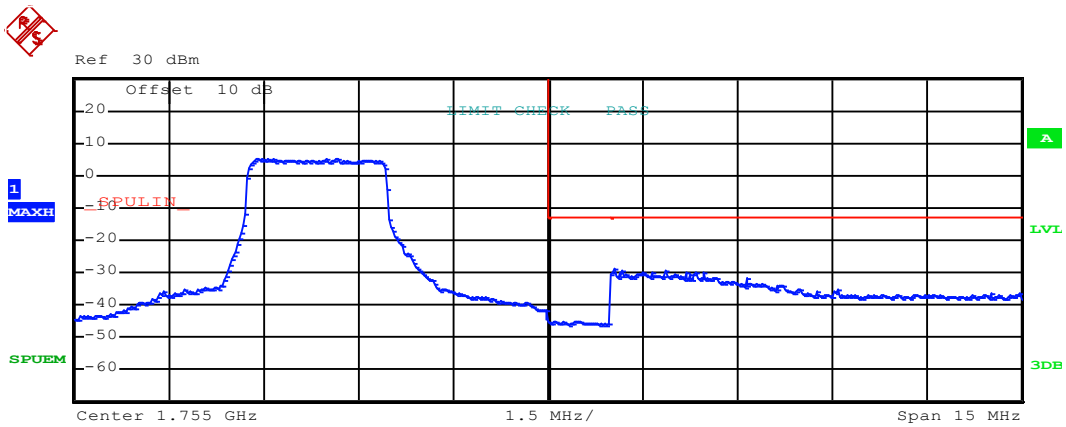

Start [Hz]	Stop [Hz]	RBW [Hz]	Freq [Hz]	PwrAbs [dBm]	Δ Limit [dB]
1.748 G	1.755 G	100.00 k	1.750560 G	5.12	-27.88
1.755 G	1.756 G	30.00 k	1.755474 G	-44.87	-31.87
1.756 G	1.763 G	1.00 M	1.756026 G	-28.80	-15.80

Highest channel

Test Mode:	LTE band 4(16QAM RB Size 12 & RB Offset 11)

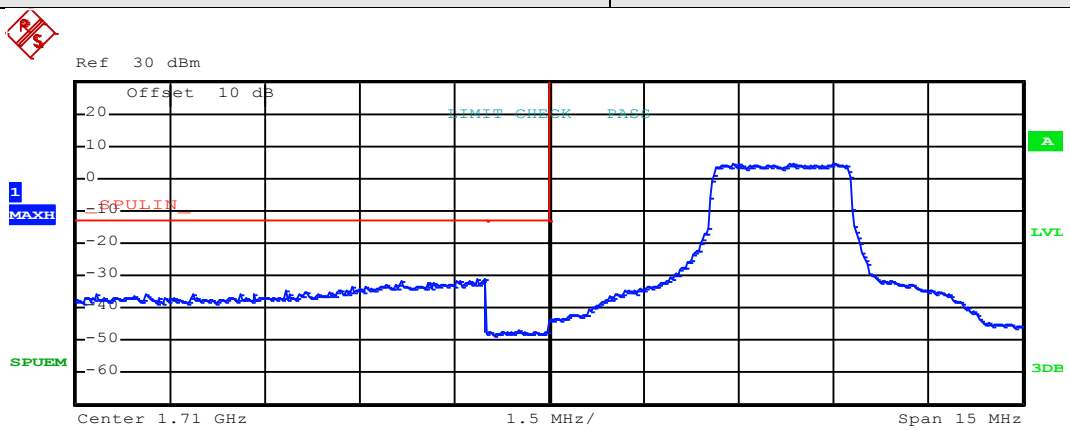

Start [Hz]	Stop [Hz]	RBW [Hz]	Freq [Hz]	PwrAbs [dBm]	Δ Limit [dB]
1.702 G	1.709 G	1.00 M	1.709000 G	-31.11	-18.11
1.709 G	1.710 G	30.00 k	1.709516 G	-46.55	-33.55
1.710 G	1.718 G	100.00 k	1.713795 G	4.65	-28.35

Lowest channel

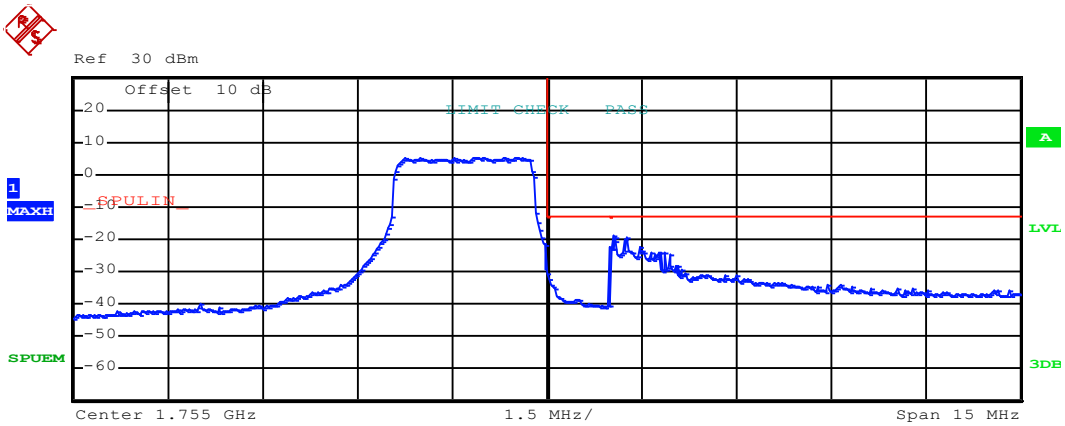

Start [Hz]	Stop [Hz]	RBW [Hz]	Freq [Hz]	PwrAbs [dBm]	Δ Limit [dB]
1.748 G	1.755 G	100.00 k	1.754535 G	5.42	-27.58
1.755 G	1.756 G	30.00 k	1.755004 G	-30.52	-17.52
1.756 G	1.763 G	1.00 M	1.756026 G	-18.91	-5.91

Highest channel

Test Mode:	LTE band 4(16QAM RB Size 25 & RB Offset 0)

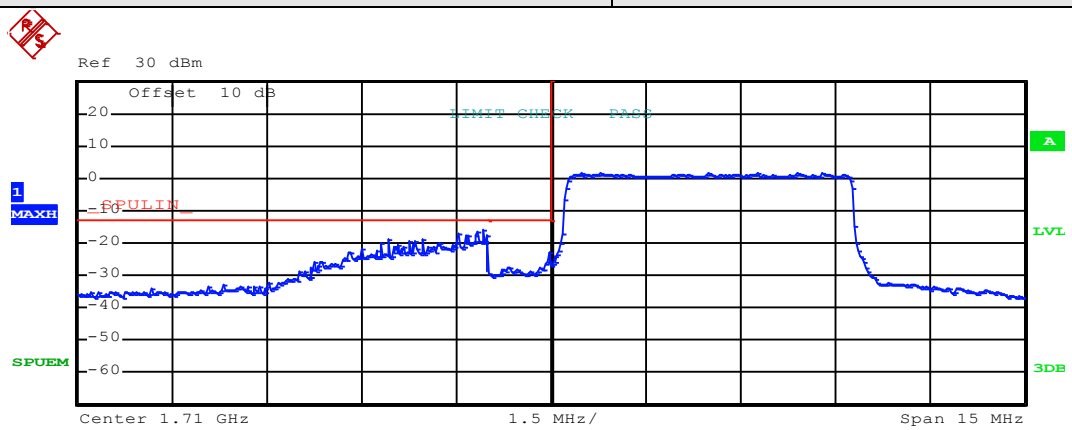

Start [Hz]	Stop [Hz]	RBW [Hz]	Freq [Hz]	PwrAbs [dBm]	Δ Limit [dB]
1.702 G	1.709 G	1.00 M	1.708896 G	-16.00	-3.00
1.709 G	1.710 G	100.00 k	1.709978 G	-22.79	-9.79
1.710 G	1.718 G	100.00 k	1.713270 G	1.81	-31.19

Lowest channel

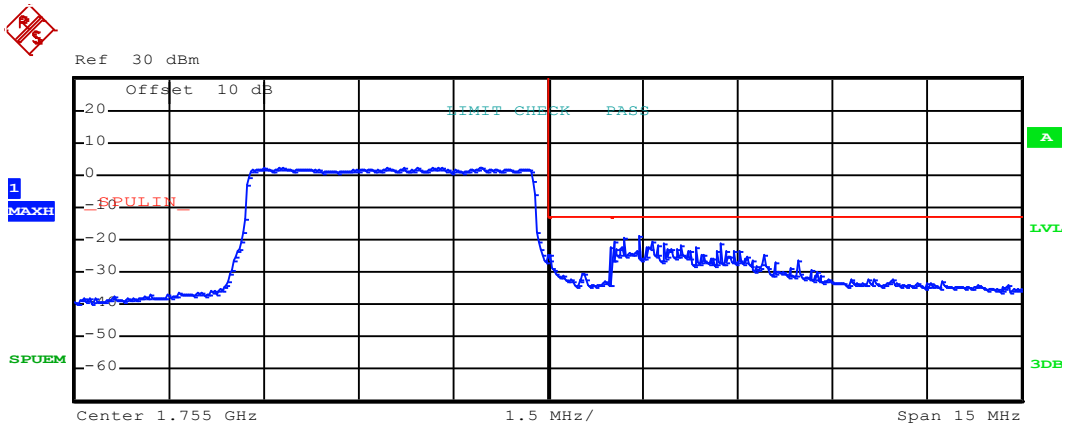

Start [Hz]	Stop [Hz]	RBW [Hz]	Freq [Hz]	PwrAbs [dBm]	Δ Limit [dB]
1.748 G	1.755 G	100.00 k	1.750785 G	2.36	-30.64
1.755 G	1.756 G	100.00 k	1.755008 G	-24.56	-11.56
1.756 G	1.763 G	1.00 M	1.756429 G	-18.81	-5.81

Highest channel

10MHz:

Test Mode:	LTE band 4(QPSK RB Size 1 & RB Offset 0)

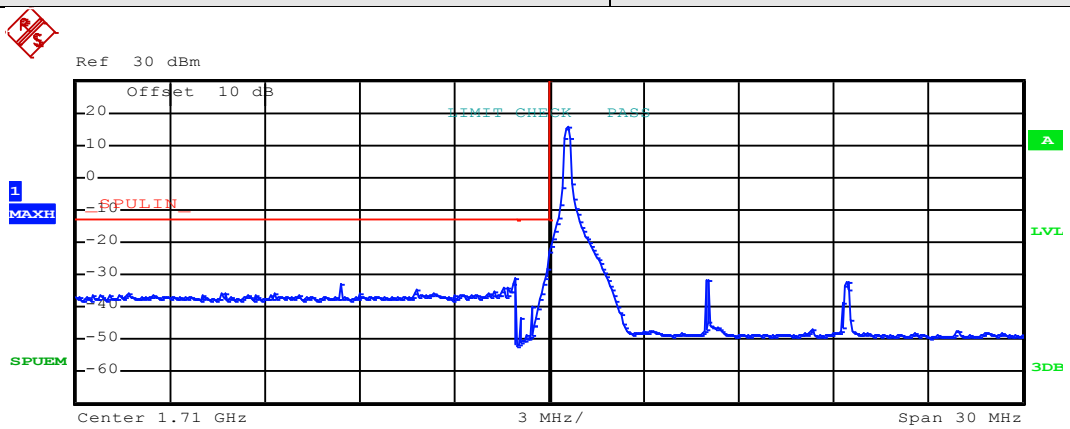

Start [Hz]	Stop [Hz]	RBW [Hz]	Freq [Hz]	PwrAbs [dBm]	ΔLimit [dB]
1.695 G	1.709 G	1.00 M	1.708972 G	-30.88	-17.88
1.709 G	1.710 G	30.00 k	1.709996 G	-27.97	-14.97
1.710 G	1.725 G	100.00 k	1.710570 G	15.94	-17.06

Lowest channel

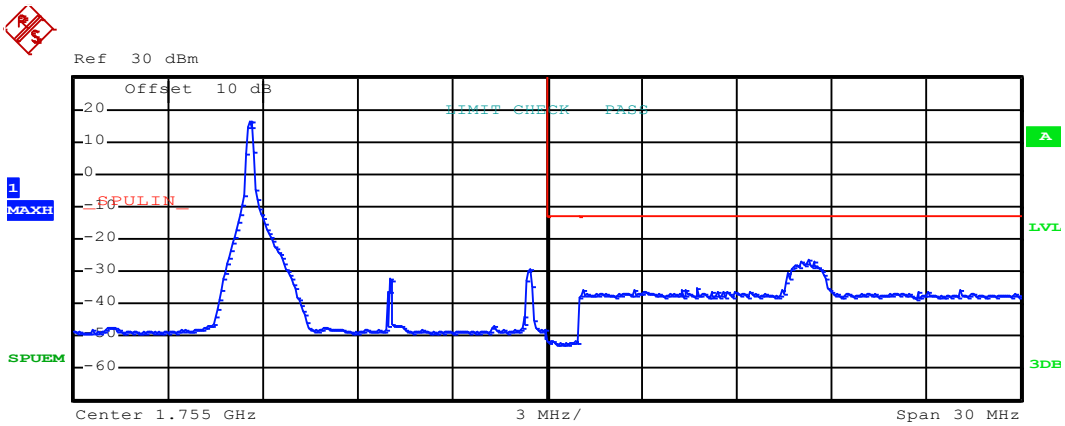

Start [Hz]	Stop [Hz]	RBW [Hz]	Freq [Hz]	PwrAbs [dBm]	ΔLimit [dB]
1.740 G	1.755 G	100.00 k	1.745580 G	16.36	-16.64
1.755 G	1.756 G	30.00 k	1.755166 G	-51.35	-38.35
1.756 G	1.770 G	1.00 M	1.763280 G	-26.65	-13.65

Highest channel

Test Mode:	LTE band 4(QPSK RB Size 1 & RB Offset 49)

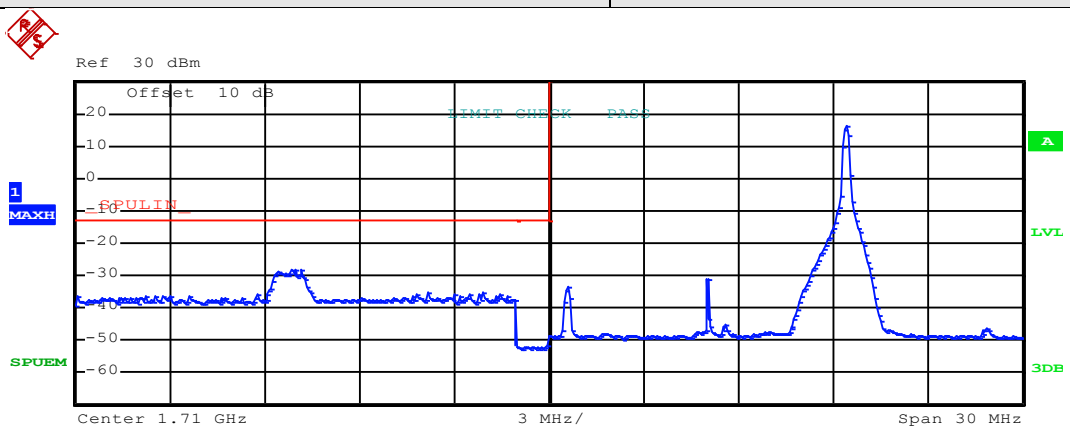

Start [Hz]	Stop [Hz]	RBW [Hz]	Freq [Hz]	PwrAbs [dBm]	Δ Limit [dB]
1.695 G	1.709 G	1.00 M	1.701804 G	-28.02	-15.02
1.709 G	1.710 G	30.00 k	1.709508 G	-51.13	-38.13
1.710 G	1.725 G	100.00 k	1.719420 G	15.97	-17.03

Lowest channel

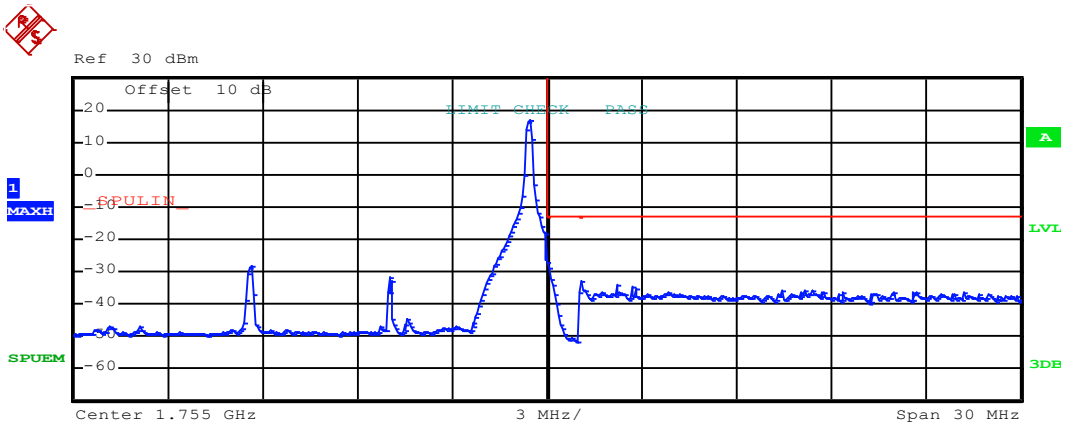

Start [Hz]	Stop [Hz]	RBW [Hz]	Freq [Hz]	PwrAbs [dBm]	Δ Limit [dB]
1.740 G	1.755 G	100.00 k	1.754430 G	16.70	-16.30
1.755 G	1.756 G	30.00 k	1.755018 G	-26.78	-13.78
1.756 G	1.770 G	1.00 M	1.756028 G	-33.06	-20.06

Highest channel

Test Mode:	LTE band 4(QPSK RB Size 25 & RB Offset 0)

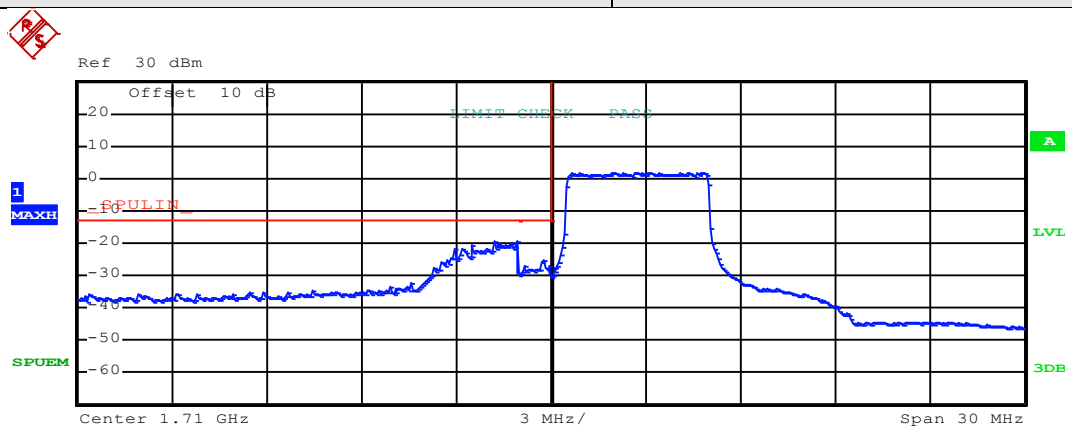

Start [Hz]	Stop [Hz]	RBW [Hz]	Freq [Hz]	PwrAbs [dBm]	ΔLimit [dB]
1.695 G	1.709 G	1.00 M	1.708916 G	-19.12	-6.12
1.709 G	1.710 G	100.00 k	1.709780 G	-25.07	-12.07
1.710 G	1.725 G	100.00 k	1.712730 G	1.92	-31.08

Lowest channel

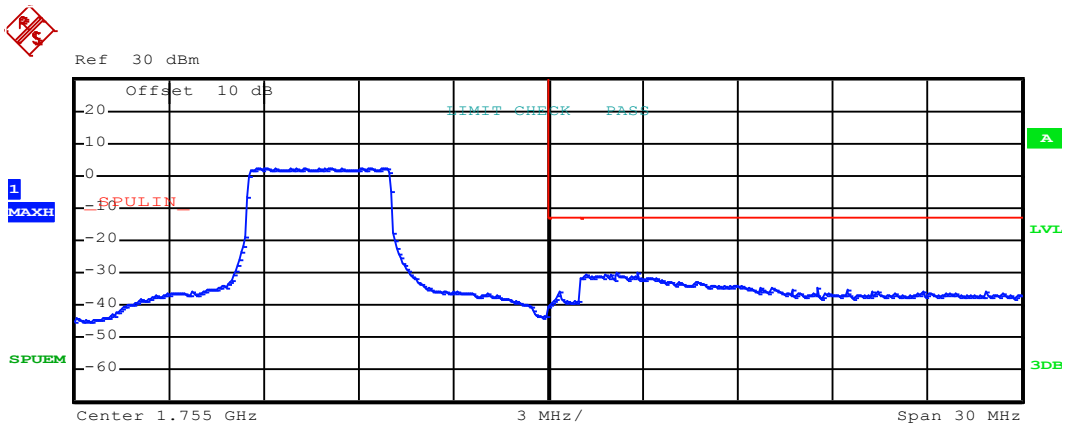

Start [Hz]	Stop [Hz]	RBW [Hz]	Freq [Hz]	PwrAbs [dBm]	ΔLimit [dB]
1.740 G	1.755 G	100.00 k	1.747740 G	2.48	-30.52
1.755 G	1.756 G	100.00 k	1.755388 G	-35.93	-22.93
1.756 G	1.770 G	1.00 M	1.757120 G	-29.71	-16.71

Highest channel

Test Mode:	LTE band 4(QPSK RB Size 25 & RB Offset 24)

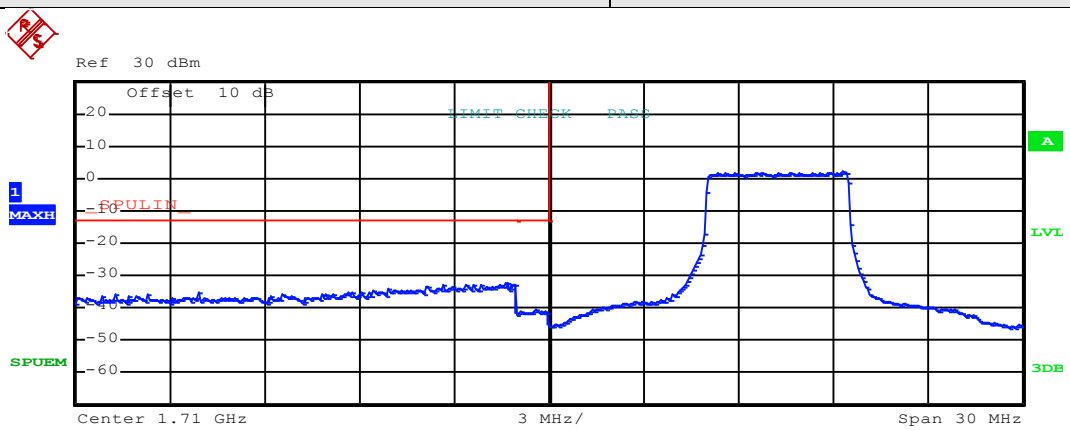

Start [Hz]	Stop [Hz]	RBW [Hz]	Freq [Hz]	PwrAbs [dBm]	ΔLimit [dB]
1.695 G	1.709 G	1.00 M	1.708664 G	-32.36	-19.36
1.709 G	1.710 G	100.00 k	1.709866 G	-40.26	-27.26
1.710 G	1.725 G	100.00 k	1.719270 G	1.97	-31.03

Lowest channel

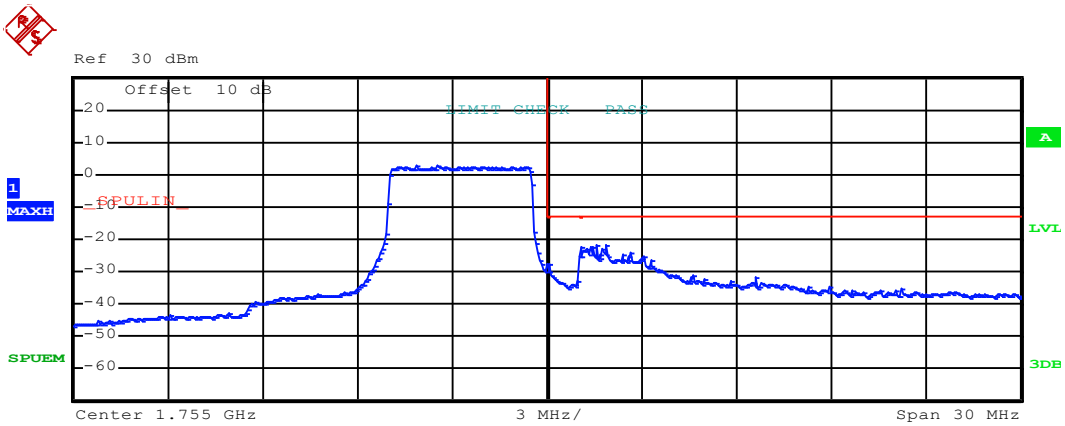

Start [Hz]	Stop [Hz]	RBW [Hz]	Freq [Hz]	PwrAbs [dBm]	ΔLimit [dB]
1.740 G	1.755 G	100.00 k	1.751490 G	2.54	-30.46
1.755 G	1.756 G	100.00 k	1.755018 G	-27.38	-14.38
1.756 G	1.770 G	1.00 M	1.756840 G	-21.49	-8.49

Highest channel

Test Mode:	LTE band 4(QPSK RB Size 50 & RB Offset 0)

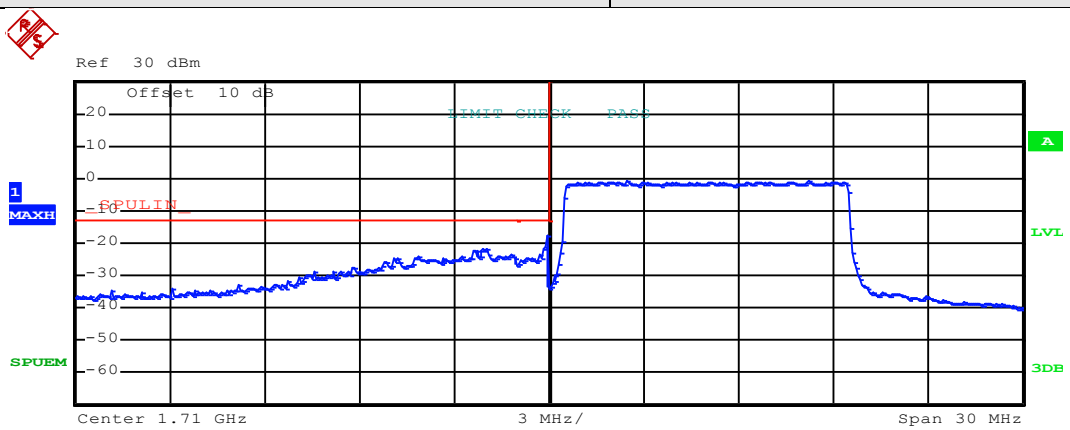

Start [Hz]	Stop [Hz]	RBW [Hz]	Freq [Hz]	PwrAbs [dBm]	Δ Limit [dB]
1.695 G	1.709 G	1.00 M	1.707880 G	-21.60	-8.60
1.709 G	1.710 G	300.00 k	1.709994 G	-17.81	-4.81
1.710 G	1.725 G	100.00 k	1.712460 G	-0.86	-33.86

Lowest channel

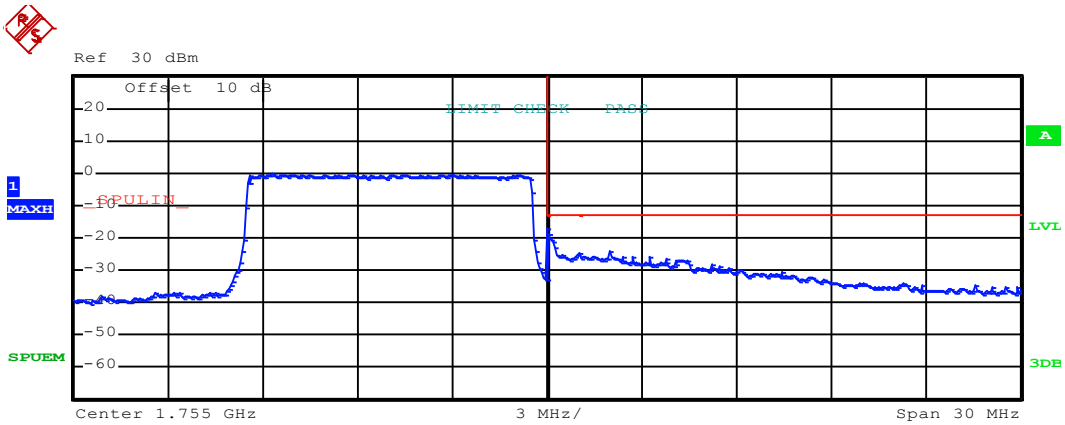

Start [Hz]	Stop [Hz]	RBW [Hz]	Freq [Hz]	PwrAbs [dBm]	Δ Limit [dB]
1.740 G	1.755 G	100.00 k	1.746270 G	-0.31	-33.31
1.755 G	1.756 G	300.00 k	1.755024 G	-17.22	-4.22
1.756 G	1.770 G	1.00 M	1.756924 G	-24.27	-11.27

Highest channel

Test Mode:	LTE band 4(16QAM RB Size 1 & RB Offset 0)

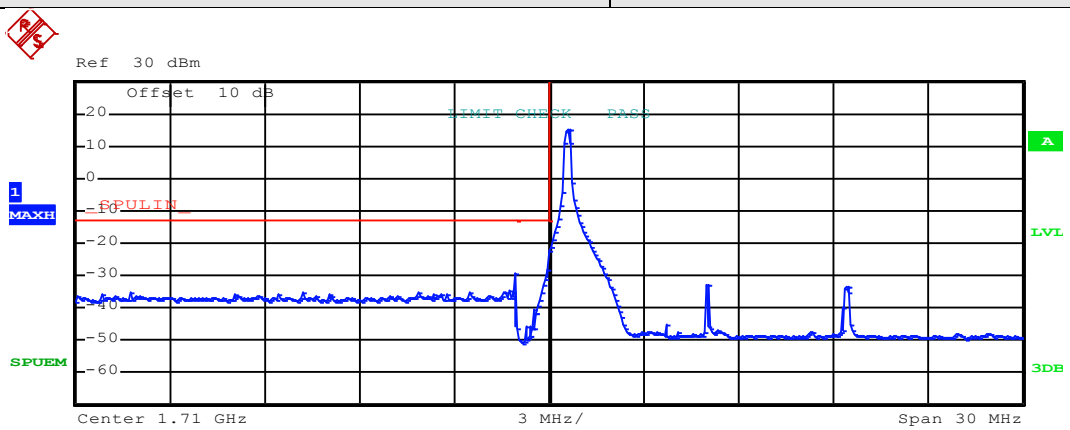

Start [Hz]	Stop [Hz]	RBW [Hz]	Freq [Hz]	PwrAbs [dBm]	Δ Limit [dB]
1.695 G	1.709 G	1.00 M	1.708916 G	-29.55	-16.55
1.709 G	1.710 G	30.00 k	1.709998 G	-28.24	-15.24
1.710 G	1.725 G	100.00 k	1.710600 G	14.89	-18.11

Lowest channel

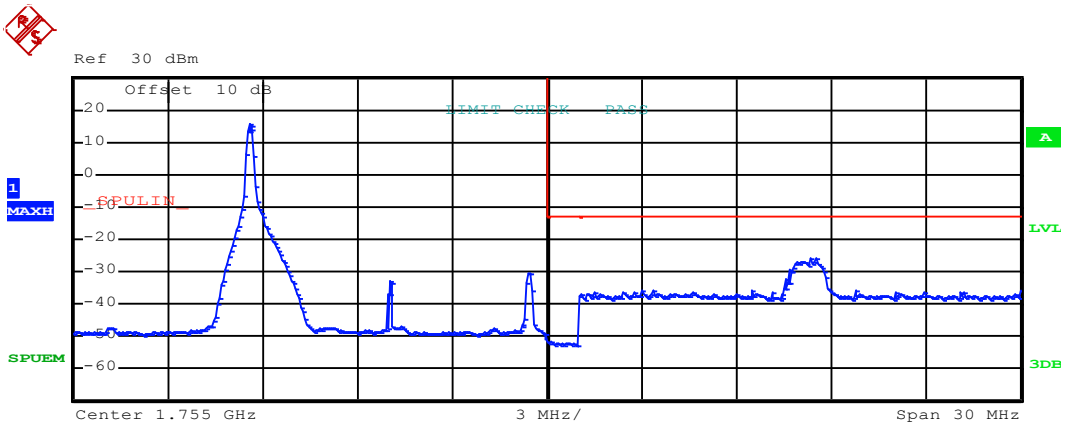

Start [Hz]	Stop [Hz]	RBW [Hz]	Freq [Hz]	PwrAbs [dBm]	Δ Limit [dB]
1.740 G	1.755 G	100.00 k	1.745580 G	15.40	-17.60
1.755 G	1.756 G	30.00 k	1.755180 G	-51.67	-38.67
1.756 G	1.770 G	1.00 M	1.763476 G	-26.13	-13.13

Highest channel

Test Mode:	LTE band 4(16QAM RB Size 1 & RB Offset 49)

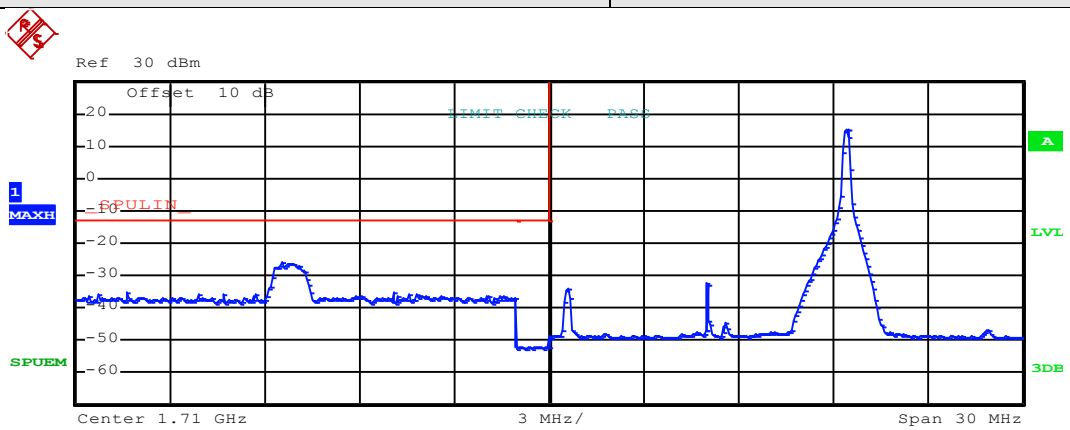

Start [Hz]	Stop [Hz]	RBW [Hz]	Freq [Hz]	PwrAbs [dBm]	ΔLimit [dB]
1.695 G	1.709 G	1.00 M	1.701496 G	-26.01	-13.01
1.709 G	1.710 G	30.00 k	1.709732 G	-51.62	-38.62
1.710 G	1.725 G	100.00 k	1.719420 G	15.02	-17.98

Lowest channel

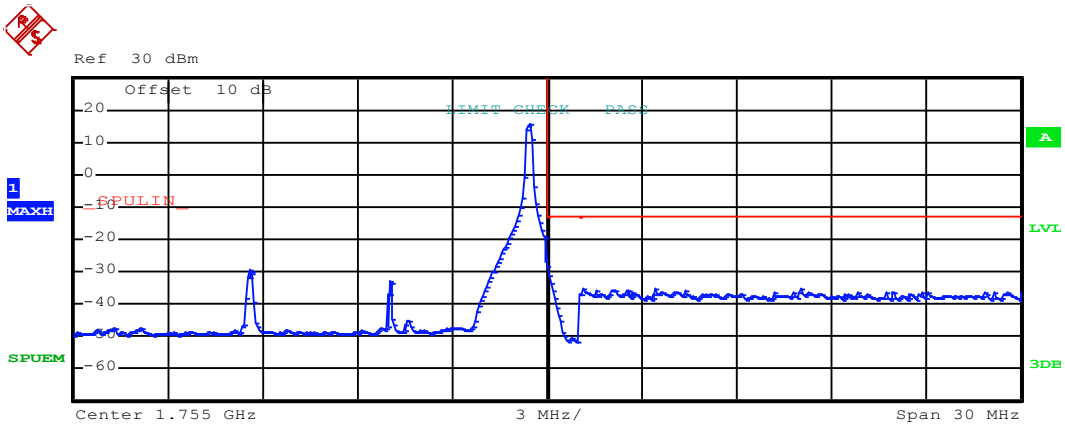

Start [Hz]	Stop [Hz]	RBW [Hz]	Freq [Hz]	PwrAbs [dBm]	ΔLimit [dB]
1.740 G	1.755 G	100.00 k	1.754460 G	15.60	-17.40
1.755 G	1.756 G	30.00 k	1.755004 G	-28.14	-15.14
1.756 G	1.770 G	1.00 M	1.756140 G	-35.02	-22.02

Highest channel

Test Mode:	LTE band 4(16QAM RB Size 25 & RB Offset 0)

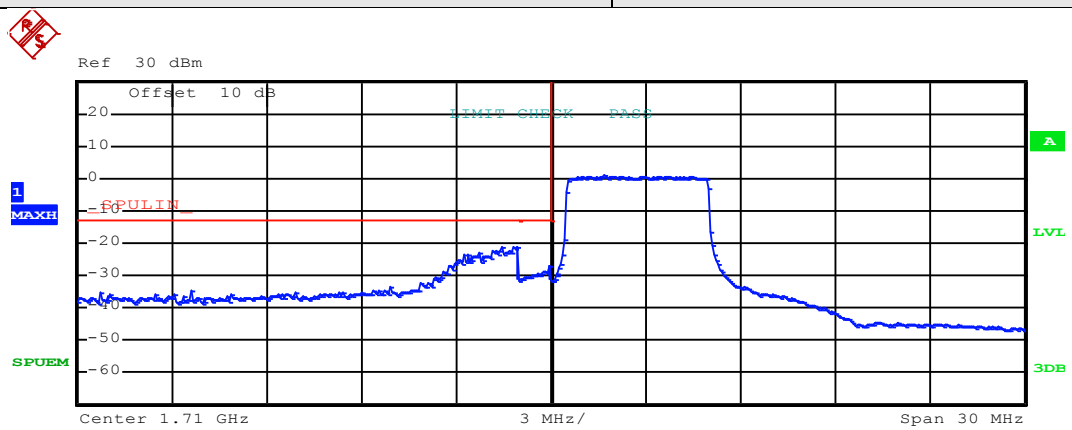

Start [Hz]	Stop [Hz]	RBW [Hz]	Freq [Hz]	PwrAbs [dBm]	Δ Limit [dB]
1.695 G	1.709 G	1.00 M	1.708748 G	-21.25	-8.25
1.709 G	1.710 G	100.00 k	1.709998 G	-26.79	-13.79
1.710 G	1.725 G	100.00 k	1.711680 G	0.86	-32.14

Lowest channel

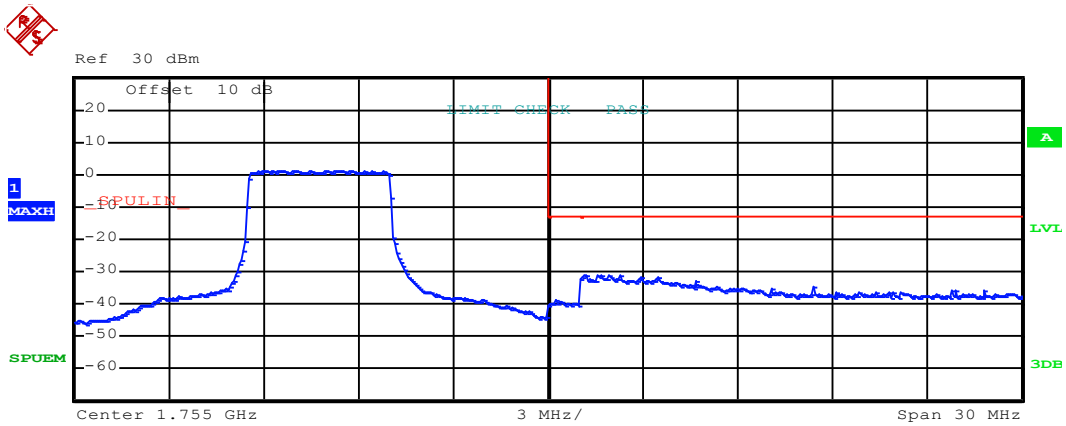

Start [Hz]	Stop [Hz]	RBW [Hz]	Freq [Hz]	PwrAbs [dBm]	Δ Limit [dB]
1.740 G	1.755 G	100.00 k	1.746240 G	1.26	-31.74
1.755 G	1.756 G	100.00 k	1.755224 G	-38.77	-25.77
1.756 G	1.770 G	1.00 M	1.756084 G	-30.86	-17.86

Highest channel

Test Mode:	LTE band 4(16QAM RB Size 25 & RB Offset 24)

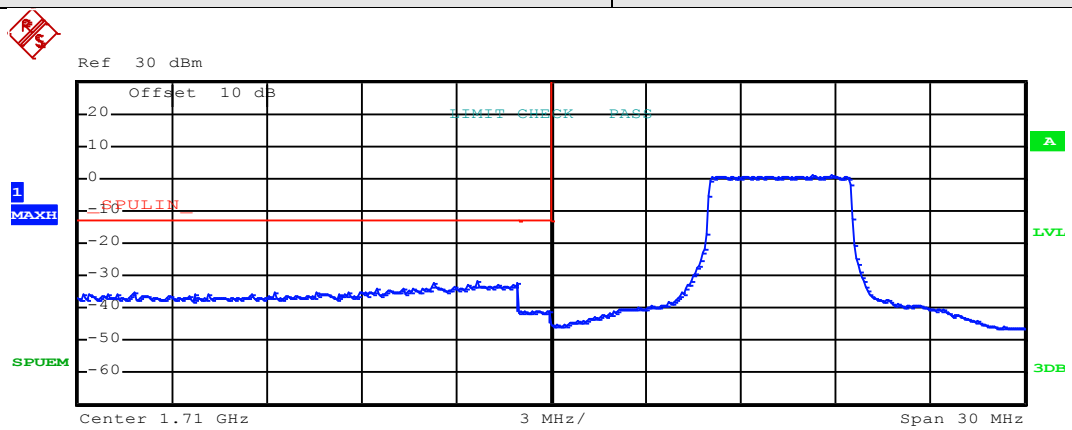

Start [Hz]	Stop [Hz]	RBW [Hz]	Freq [Hz]	PwrAbs [dBm]	ΔLimit [dB]
1.695 G	1.709 G	1.00 M	1.707656 G	-31.68	-18.68
1.709 G	1.710 G	100.00 k	1.709018 G	-40.45	-27.45
1.710 G	1.725 G	100.00 k	1.718880 G	0.89	-32.11

Lowest channel

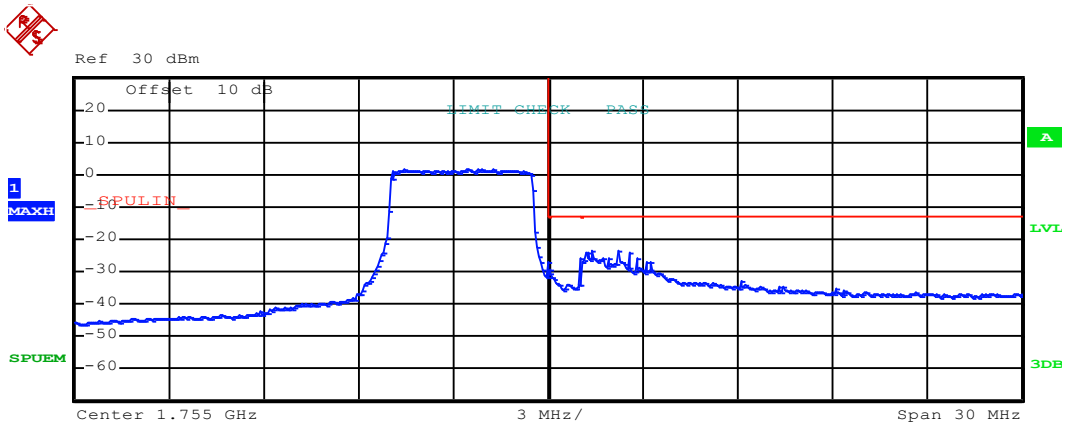

Start [Hz]	Stop [Hz]	RBW [Hz]	Freq [Hz]	PwrAbs [dBm]	ΔLimit [dB]
1.740 G	1.755 G	100.00 k	1.752780 G	1.53	-31.47
1.755 G	1.756 G	100.00 k	1.755002 G	-28.97	-15.97
1.756 G	1.770 G	1.00 M	1.757176 G	-23.63	-10.63

Highest channel

Test Mode:	LTE band 4(16QAM RB Size 50 & RB Offset 0)

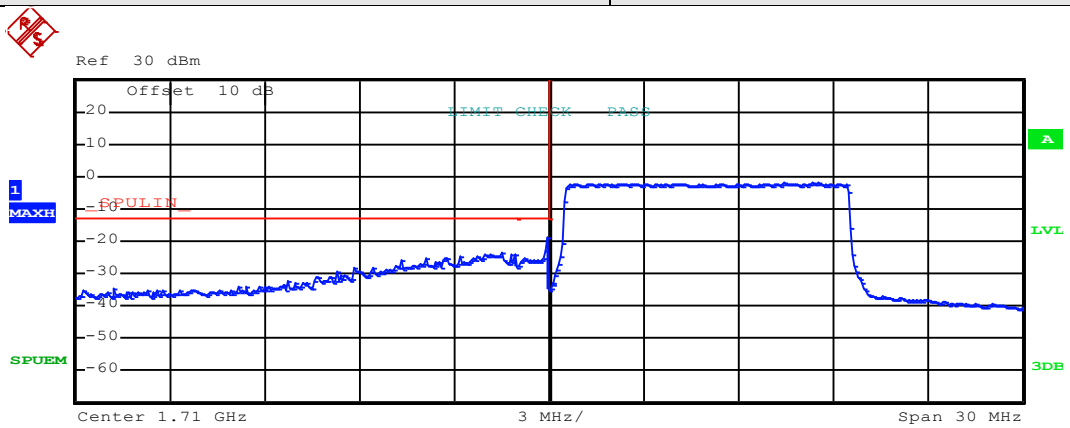

Start [Hz]	Stop [Hz]	RBW [Hz]	Freq [Hz]	PwrAbs [dBm]	Δ Limit [dB]
1.695 G	1.709 G	1.00 M	1.708496 G	-23.69	-10.69
1.709 G	1.710 G	300.00 k	1.709990 G	-18.58	-5.58
1.710 G	1.725 G	100.00 k	1.718520 G	-1.83	-34.83

Lowest channel

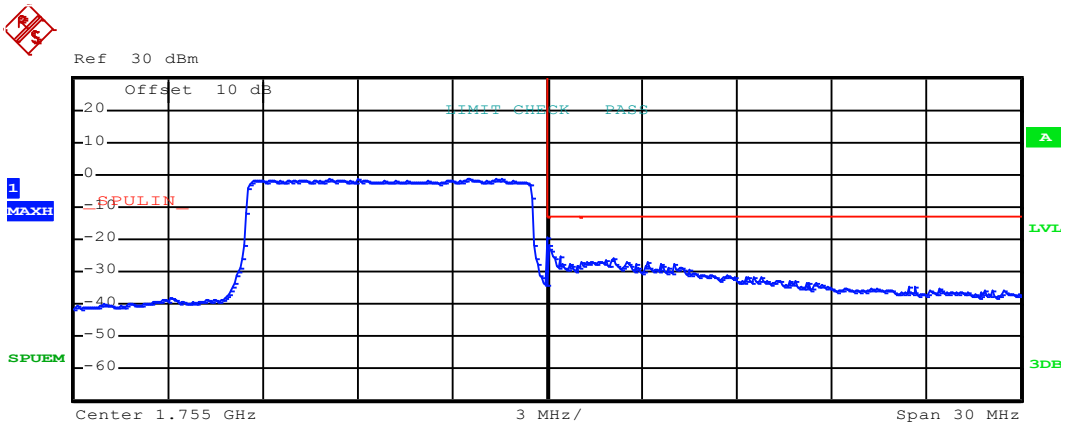

Start [Hz]	Stop [Hz]	RBW [Hz]	Freq [Hz]	PwrAbs [dBm]	Δ Limit [dB]
1.740 G	1.755 G	100.00 k	1.752510 G	-1.31	-34.31
1.755 G	1.756 G	300.00 k	1.755024 G	-19.18	-6.18
1.756 G	1.770 G	1.00 M	1.757092 G	-25.66	-12.66

Highest channel

15MHz:

Test Mode:	LTE band 4(QPSK RB Size 1 & RB Offset 0)

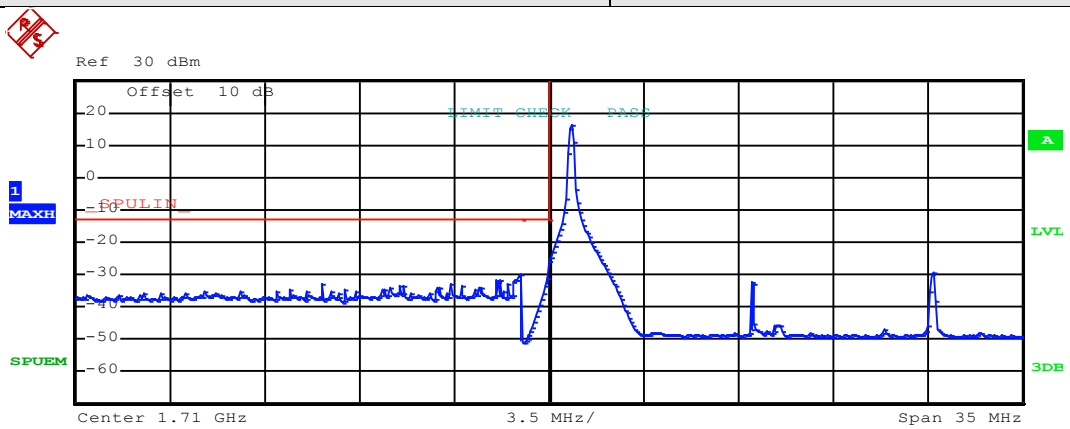

Start [Hz]	Stop [Hz]	RBW [Hz]	Freq [Hz]	PwrAbs [dBm]	Δ Limit [dB]
1.692 G	1.709 G	1.00 M	1.709000 G	-29.97	-16.97
1.709 G	1.710 G	30.00 k	1.709994 G	-31.40	-18.40
1.710 G	1.728 G	100.00 k	1.710840 G	15.97	-17.03

Lowest channel

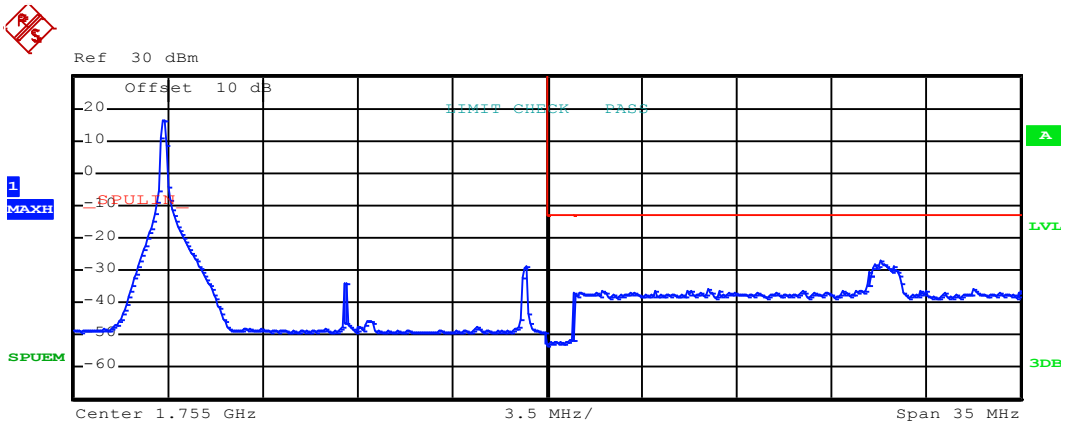

Start [Hz]	Stop [Hz]	RBW [Hz]	Freq [Hz]	PwrAbs [dBm]	Δ Limit [dB]
1.738 G	1.755 G	100.00 k	1.740825 G	16.44	-16.56
1.755 G	1.756 G	30.00 k	1.755312 G	-51.57	-38.57
1.756 G	1.773 G	1.00 M	1.767319 G	-26.96	-13.96

Highest channel

Test Mode:	LTE band 4(QPSK RB Size 1 & RB Offset 74)

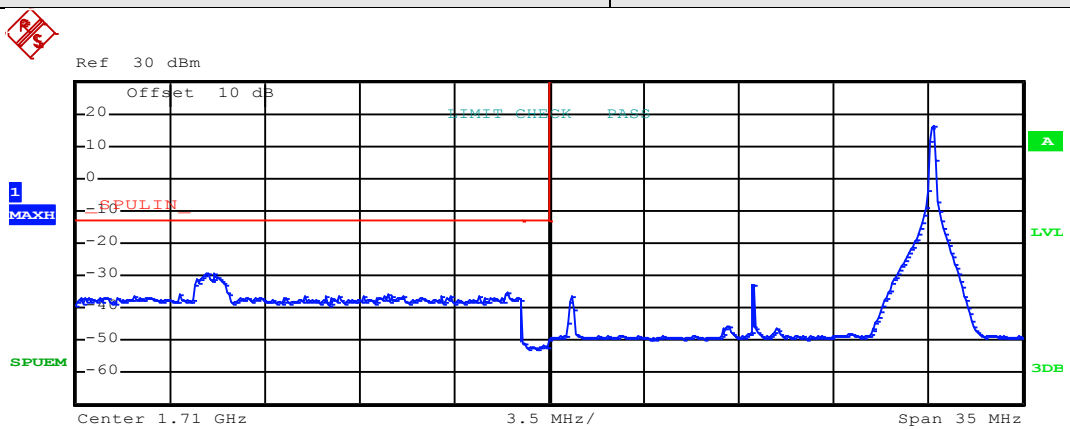

Start [Hz]	Stop [Hz]	RBW [Hz]	Freq [Hz]	PwrAbs [dBm]	ΔLimit [dB]
1.692 G	1.709 G	1.00 M	1.697318 G	-29.38	-16.38
1.709 G	1.710 G	30.00 k	1.709056 G	-50.94	-37.94
1.710 G	1.728 G	100.00 k	1.724175 G	16.07	-16.93

Lowest channel

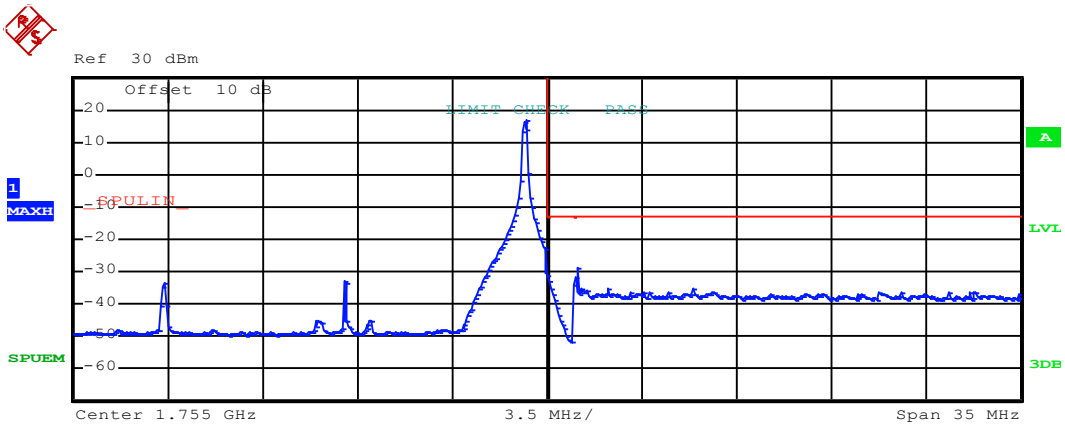

Start [Hz]	Stop [Hz]	RBW [Hz]	Freq [Hz]	PwrAbs [dBm]	ΔLimit [dB]
1.738 G	1.755 G	100.00 k	1.754195 G	16.78	-16.22
1.755 G	1.756 G	30.00 k	1.755006 G	-31.10	-18.10
1.756 G	1.773 G	1.00 M	1.756066 G	-28.96	-15.96

Highest channel

Test Mode:	LTE band 4(QPSK RB Size 36 & RB Offset 0)

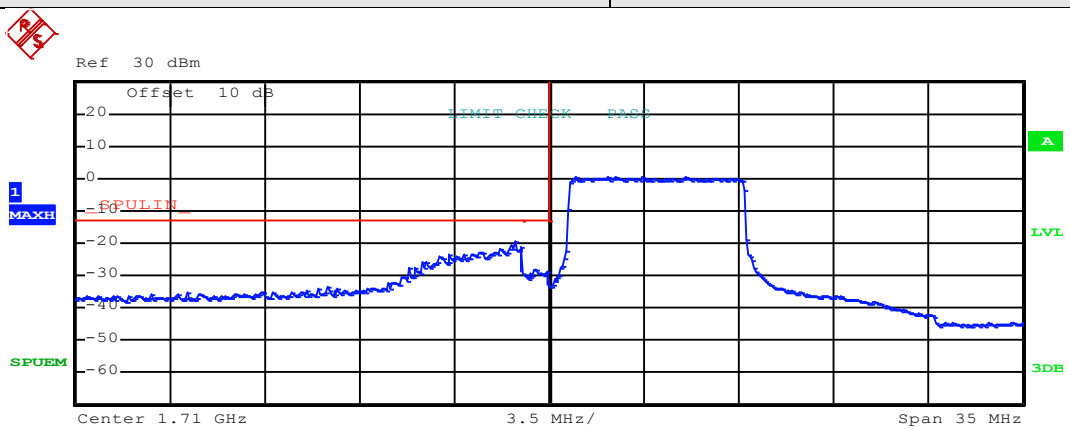

Start [Hz]	Stop [Hz]	RBW [Hz]	Freq [Hz]	PwrAbs [dBm]	Δ Limit [dB]
1.692 G	1.709 G	1.00 M	1.708703 G	-19.30	-6.30
1.709 G	1.710 G	100.00 k	1.709510 G	-27.94	-14.94
1.710 G	1.728 G	100.00 k	1.710945 G	0.57	-32.43

Lowest channel

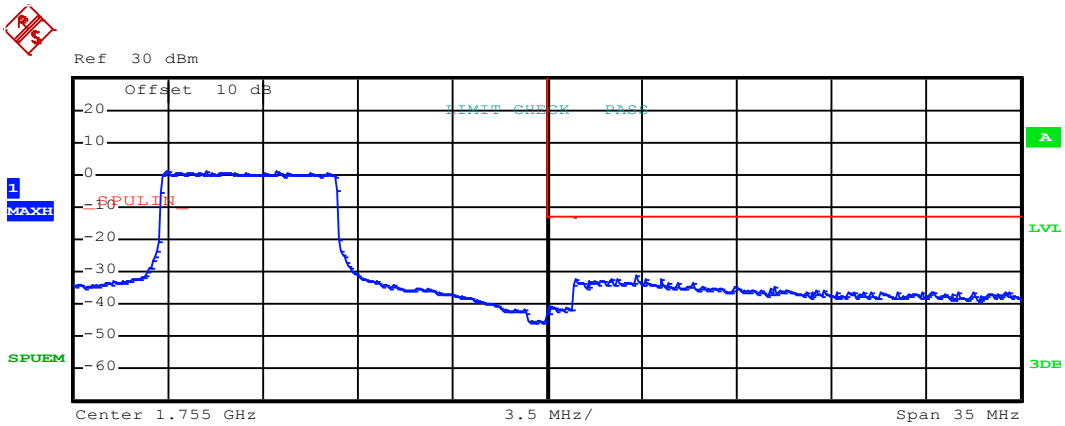

Start [Hz]	Stop [Hz]	RBW [Hz]	Freq [Hz]	PwrAbs [dBm]	Δ Limit [dB]
1.738 G	1.755 G	100.00 k	1.740965 G	1.12	-31.88
1.755 G	1.756 G	100.00 k	1.755068 G	-40.71	-27.71
1.756 G	1.773 G	1.00 M	1.758277 G	-31.37	-18.37

Highest channel

Test Mode:	LTE band 4(QPSK RB Size 36 & RB Offset 35)

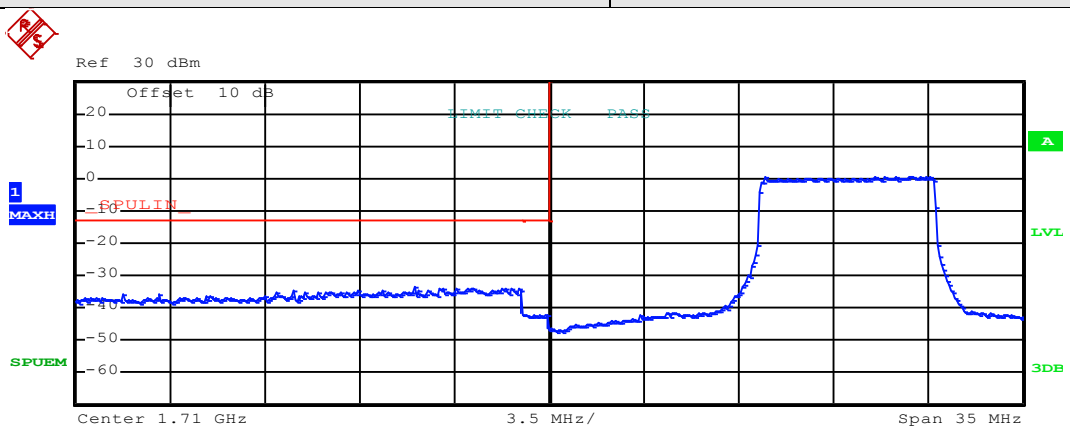

Start [Hz]	Stop [Hz]	RBW [Hz]	Freq [Hz]	PwrAbs [dBm]	Δ Limit [dB]
1.692 G	1.709 G	1.00 M	1.704974 G	-33.39	-20.39
1.709 G	1.710 G	100.00 k	1.709644 G	-41.66	-28.66
1.710 G	1.728 G	100.00 k	1.722040 G	0.73	-32.27

Lowest channel

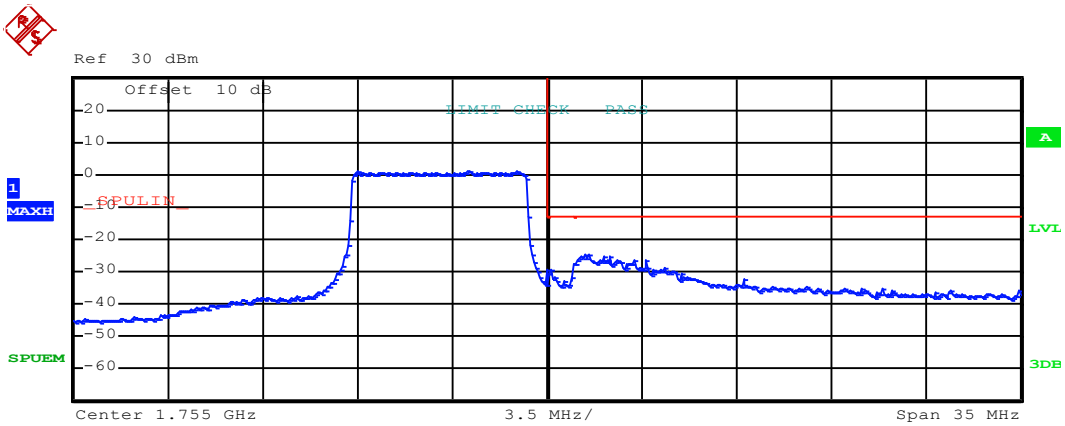

Start [Hz]	Stop [Hz]	RBW [Hz]	Freq [Hz]	PwrAbs [dBm]	Δ Limit [dB]
1.738 G	1.755 G	100.00 k	1.752025 G	1.12	-31.88
1.755 G	1.756 G	100.00 k	1.755126 G	-29.34	-16.34
1.756 G	1.773 G	1.00 M	1.756396 G	-24.49	-11.49

Highest channel

Test Mode:	LTE band 4(QPSK RB Size 75 & RB Offset 0)

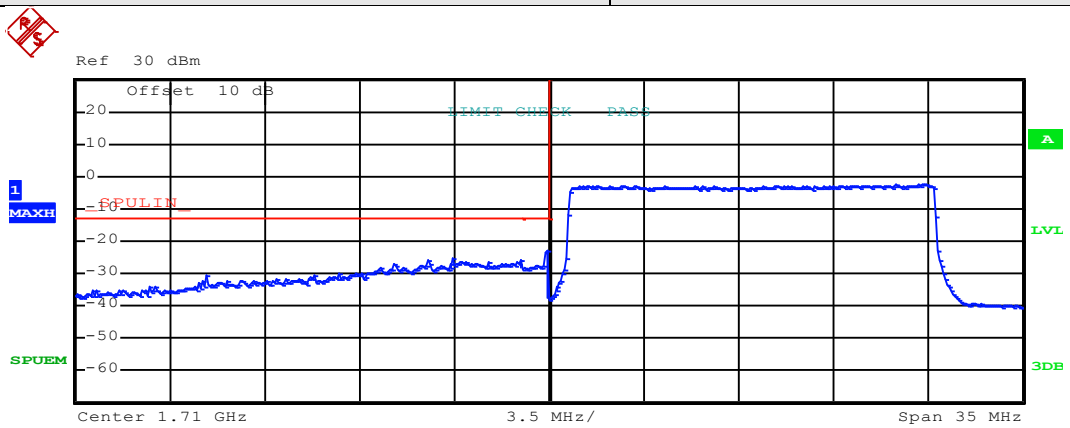

Start [Hz]	Stop [Hz]	RBW [Hz]	Freq [Hz]	PwrAbs [dBm]	ΔLimit [dB]
1.692 G	1.709 G	1.00 M	1.706393 G	-25.49	-12.49
1.709 G	1.710 G	300.00 k	1.709994 G	-23.07	-10.07
1.710 G	1.728 G	100.00 k	1.723930 G	-2.34	-35.34

Lowest channel

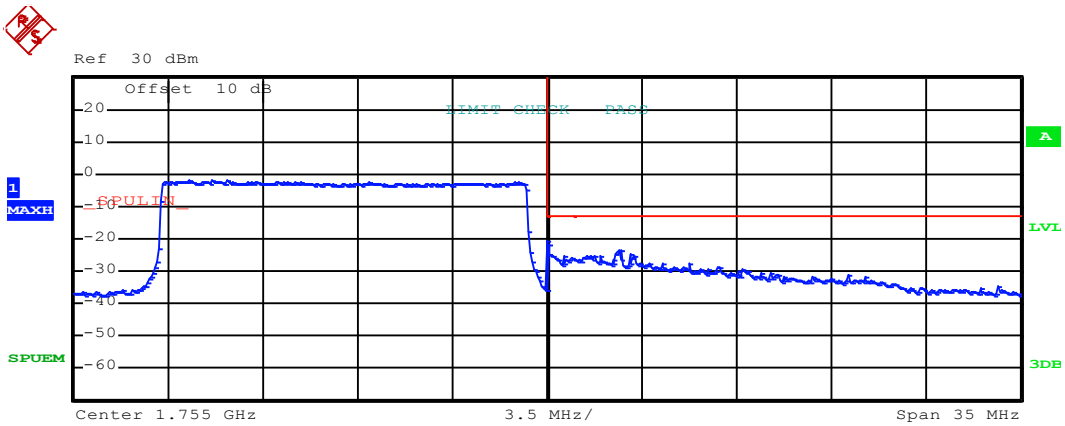

Start [Hz]	Stop [Hz]	RBW [Hz]	Freq [Hz]	PwrAbs [dBm]	ΔLimit [dB]
1.738 G	1.755 G	100.00 k	1.743170 G	-1.85	-34.85
1.755 G	1.756 G	300.00 k	1.755016 G	-20.88	-7.88
1.756 G	1.773 G	1.00 M	1.757650 G	-23.73	-10.73

Highest channel

Test Mode:	LTE band 4(16QAM RB Size 1 & RB Offset 0)

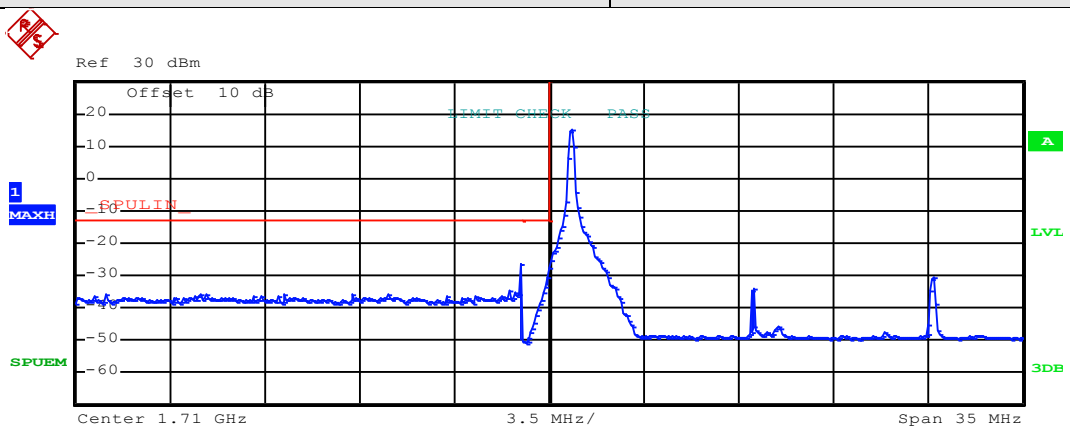

Start [Hz]	Stop [Hz]	RBW [Hz]	Freq [Hz]	PwrAbs [dBm]	Δ Limit [dB]
1.692 G	1.709 G	1.00 M	1.709000 G	-26.70	-13.70
1.709 G	1.710 G	30.00 k	1.709992 G	-30.81	-17.81
1.710 G	1.728 G	100.00 k	1.710840 G	14.82	-18.18

Lowest channel

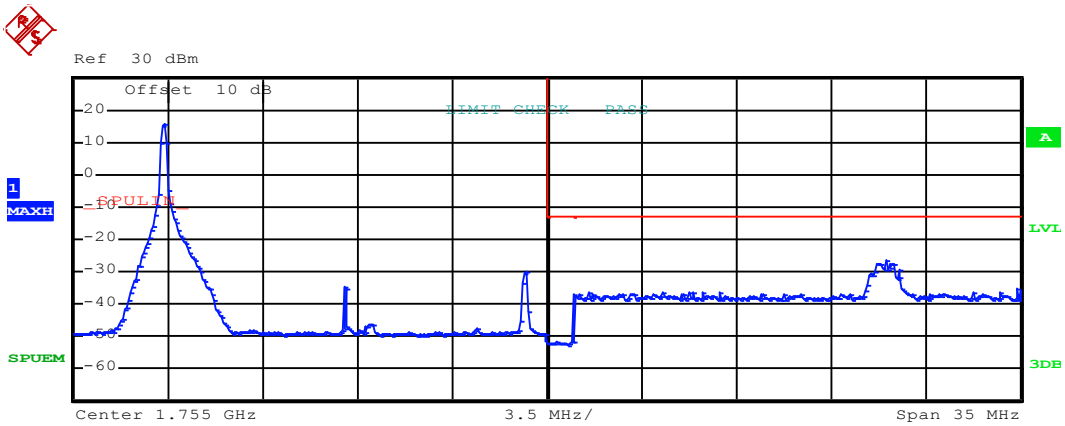

Start [Hz]	Stop [Hz]	RBW [Hz]	Freq [Hz]	PwrAbs [dBm]	Δ Limit [dB]
1.738 G	1.755 G	100.00 k	1.740860 G	15.55	-17.45
1.755 G	1.756 G	30.00 k	1.755322 G	-51.42	-38.42
1.756 G	1.773 G	1.00 M	1.767484 G	-26.40	-13.40

Highest channel

Test Mode:	LTE band 4(16QAM RB Size 1 & RB Offset 74)

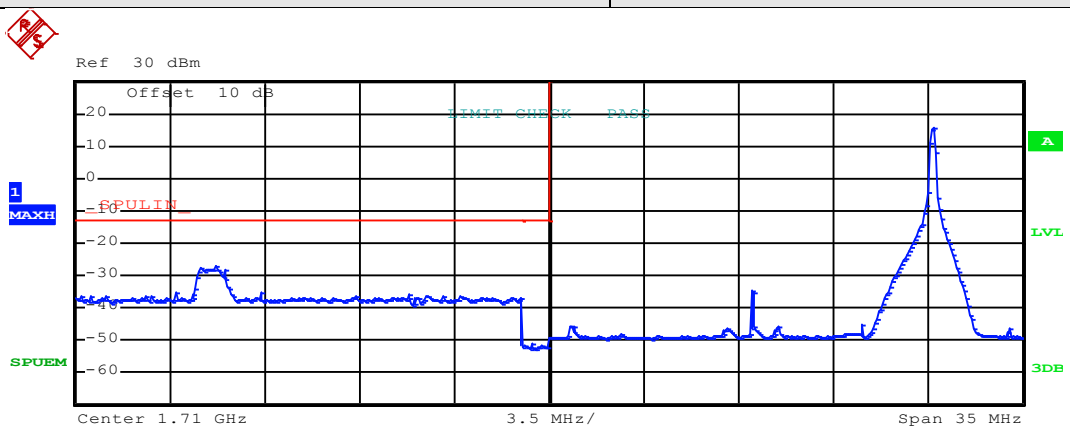

Start [Hz]	Stop [Hz]	RBW [Hz]	Freq [Hz]	PwrAbs [dBm]	ΔLimit [dB]
1.692 G	1.709 G	1.00 M	1.697681 G	-26.83	-13.83
1.709 G	1.710 G	30.00 k	1.709346 G	-51.16	-38.16
1.710 G	1.728 G	100.00 k	1.724175 G	15.41	-17.59

Lowest channel

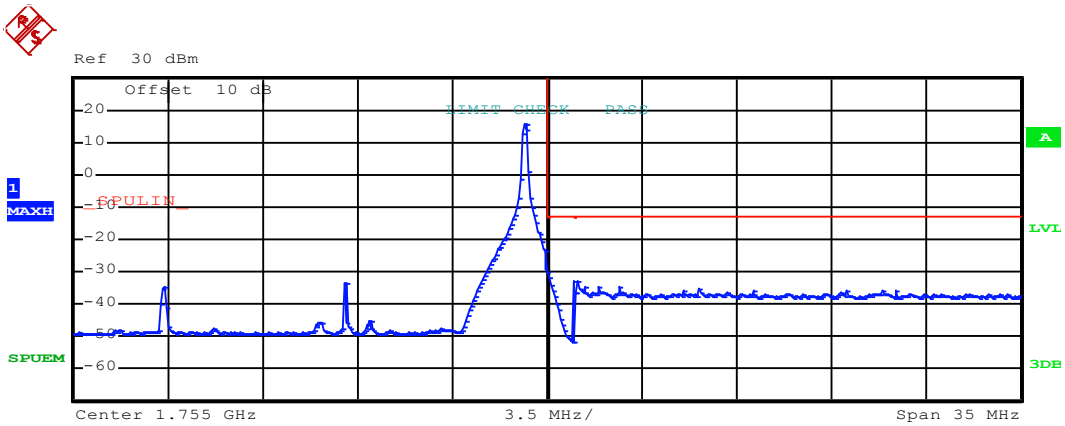

Start [Hz]	Stop [Hz]	RBW [Hz]	Freq [Hz]	PwrAbs [dBm]	ΔLimit [dB]
1.738 G	1.755 G	100.00 k	1.754160 G	15.94	-17.06
1.755 G	1.756 G	30.00 k	1.755006 G	-29.90	-16.90
1.756 G	1.773 G	1.00 M	1.756066 G	-32.64	-19.64

Highest channel

Test Mode:	LTE band 4(16QAM RB Size 36 & RB Offset 0)

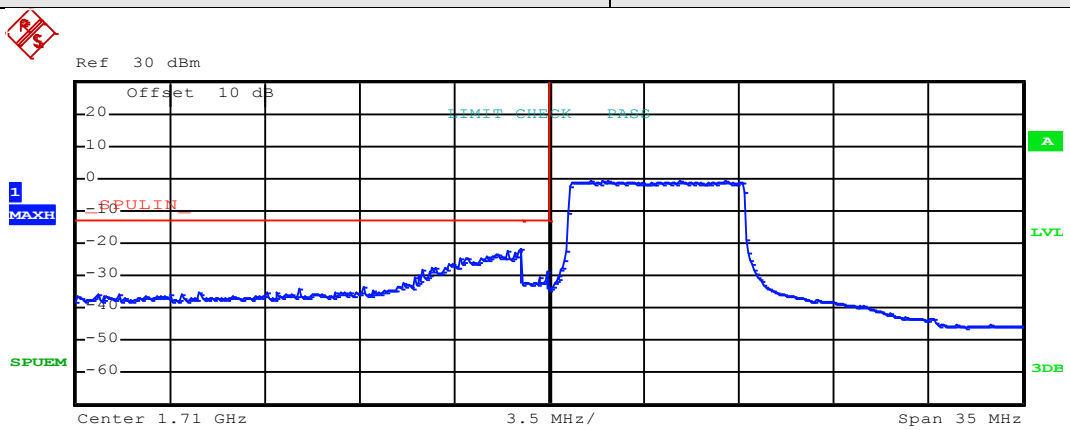

Start [Hz]	Stop [Hz]	RBW [Hz]	Freq [Hz]	PwrAbs [dBm]	ΔLimit [dB]
1.692 G	1.709 G	1.00 M	1.708934 G	-21.54	-8.54
1.709 G	1.710 G	100.00 k	1.709984 G	-28.88	-15.88
1.710 G	1.728 G	100.00 k	1.711540 G	-0.56	-33.56

Lowest channel

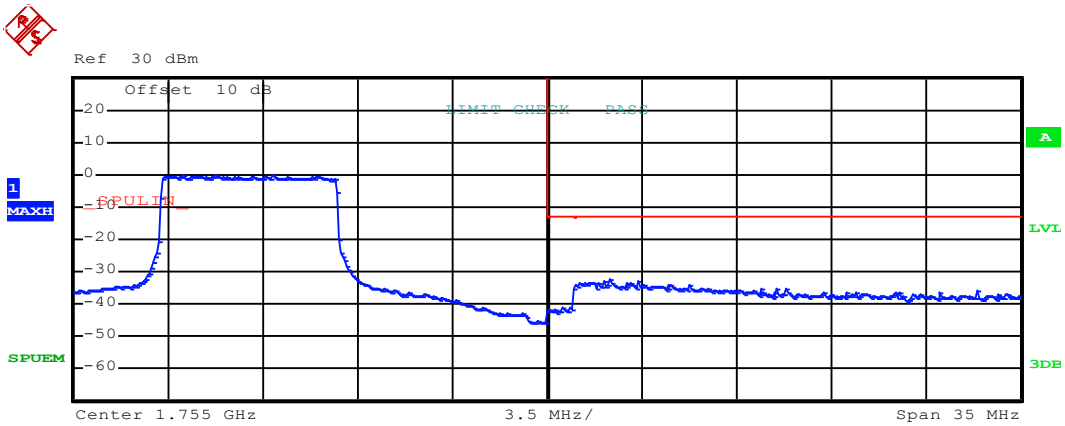

Start [Hz]	Stop [Hz]	RBW [Hz]	Freq [Hz]	PwrAbs [dBm]	ΔLimit [dB]
1.738 G	1.755 G	100.00 k	1.744815 G	-0.17	-33.17
1.755 G	1.756 G	100.00 k	1.755590 G	-40.92	-27.92
1.756 G	1.773 G	1.00 M	1.757287 G	-32.56	-19.56

Highest channel

Test Mode:	LTE band 4(16QAM RB Size 36 & RB Offset 35)

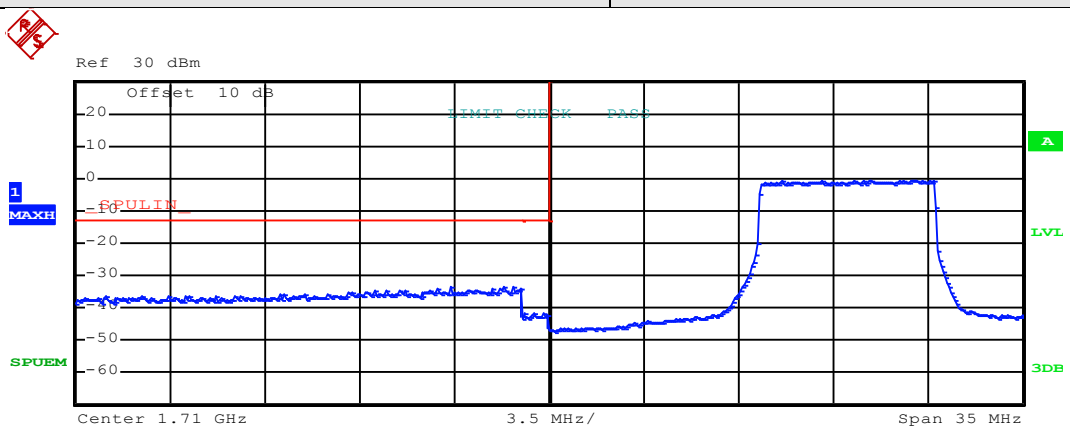

Start [Hz]	Stop [Hz]	RBW [Hz]	Freq [Hz]	PwrAbs [dBm]	ΔLimit [dB]
1.692 G	1.709 G	1.00 M	1.708307 G	-33.22	-20.22
1.709 G	1.710 G	100.00 k	1.709118 G	-41.44	-28.44
1.710 G	1.728 G	100.00 k	1.721830 G	-0.49	-33.49

Lowest channel

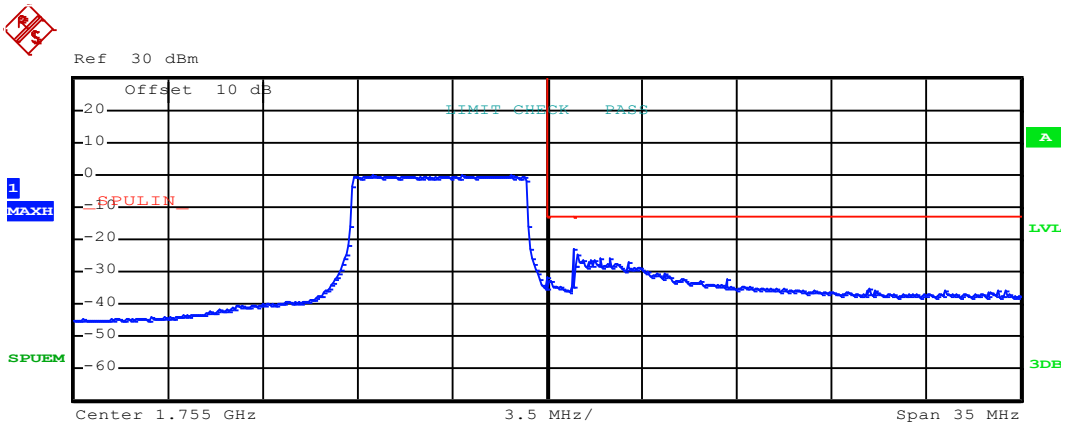

Start [Hz]	Stop [Hz]	RBW [Hz]	Freq [Hz]	PwrAbs [dBm]	ΔLimit [dB]
1.738 G	1.755 G	100.00 k	1.748560 G	-0.31	-33.31
1.755 G	1.756 G	100.00 k	1.755106 G	-32.63	-19.63
1.756 G	1.773 G	1.00 M	1.756000 G	-22.88	-9.88

Highest channel

Test Mode:	LTE band 4(16QAM RB Size 75 & RB Offset 0)

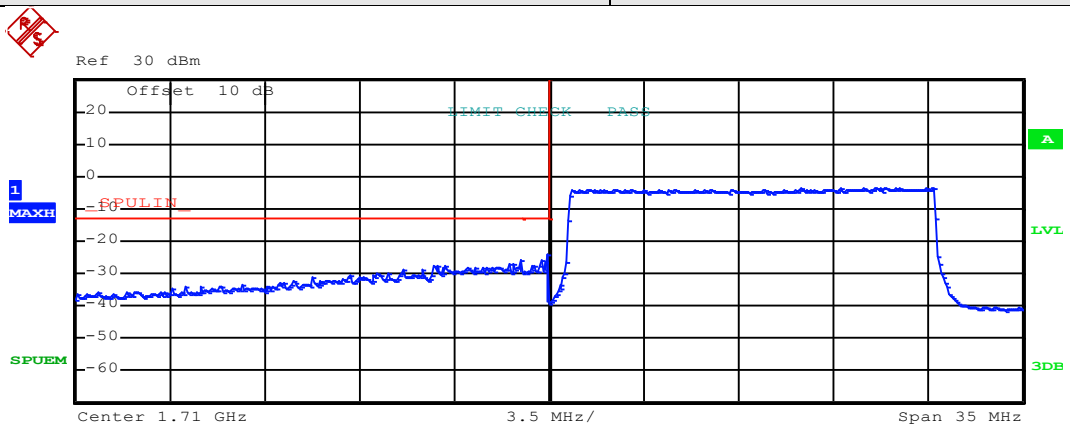

Start [Hz]	Stop [Hz]	RBW [Hz]	Freq [Hz]	PwrAbs [dBm]	Δ Limit [dB]
1.692 G	1.709 G	1.00 M	1.708901 G	-26.06	-13.06
1.709 G	1.710 G	300.00 k	1.709984 G	-24.15	-11.15
1.710 G	1.728 G	100.00 k	1.724175 G	-3.69	-36.69

Lowest channel

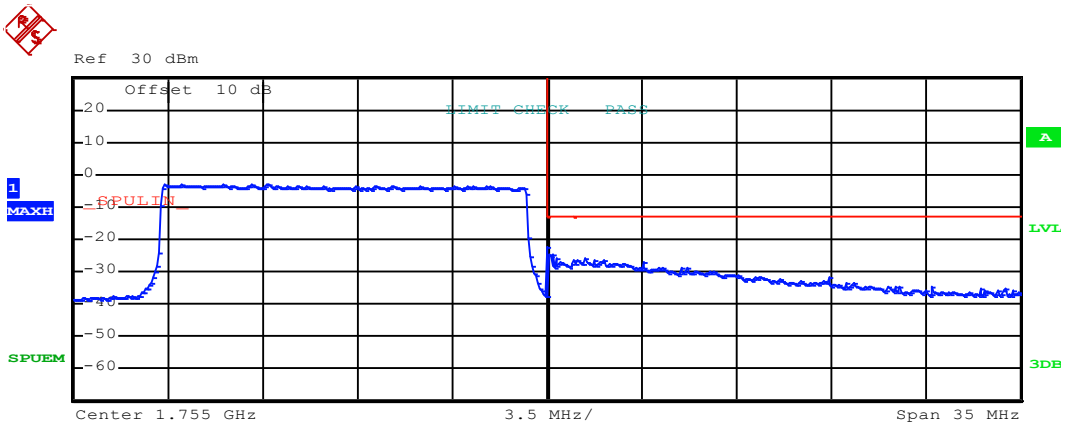

Start [Hz]	Stop [Hz]	RBW [Hz]	Freq [Hz]	PwrAbs [dBm]	Δ Limit [dB]
1.738 G	1.755 G	100.00 k	1.740860 G	-3.17	-36.17
1.755 G	1.756 G	300.00 k	1.755024 G	-22.14	-9.14
1.756 G	1.773 G	1.00 M	1.756363 G	-25.69	-12.69

Highest channel

20MHz:

Test Mode:	LTE band 4(QPSK RB Size 1 & RB Offset 0)

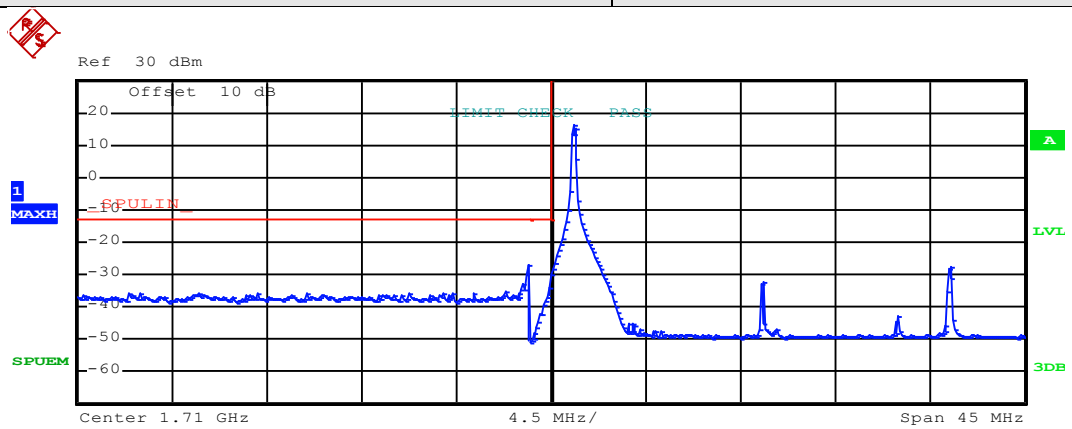

Start [Hz]	Stop [Hz]	RBW [Hz]	Freq [Hz]	PwrAbs [dBm]	ΔLimit [dB]
1.688 G	1.709 G	1.00 M	1.708914 G	-27.18	-14.18
1.709 G	1.710 G	30.00 k	1.709988 G	-34.20	-21.20
1.710 G	1.732 G	100.00 k	1.711080 G	16.20	-16.80

Lowest channel

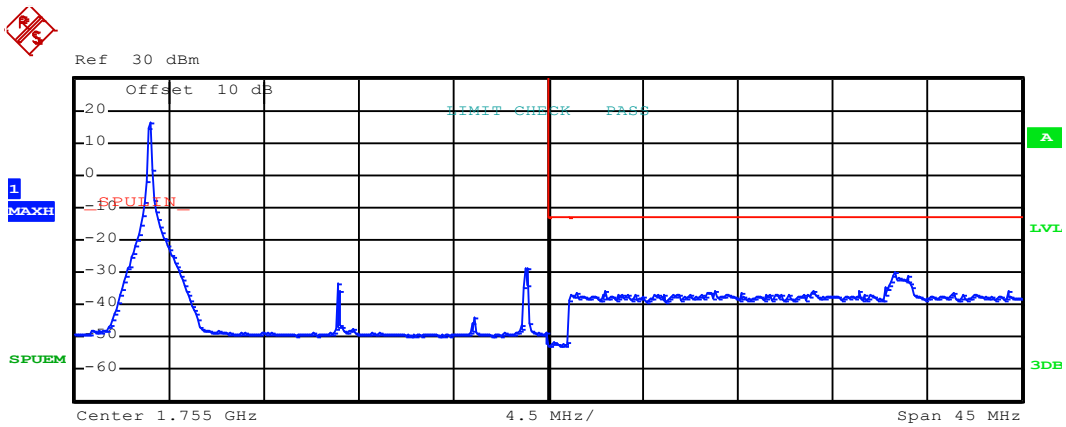

Start [Hz]	Stop [Hz]	RBW [Hz]	Freq [Hz]	PwrAbs [dBm]	ΔLimit [dB]
1.732 G	1.755 G	100.00 k	1.736100 G	16.43	-16.57
1.755 G	1.756 G	30.00 k	1.755896 G	-51.33	-38.33
1.756 G	1.778 G	1.00 M	1.771394 G	-29.76	-16.76

Highest channel

Test Mode:	LTE band 4(QPSK RB Size 1 & RB Offset 99)

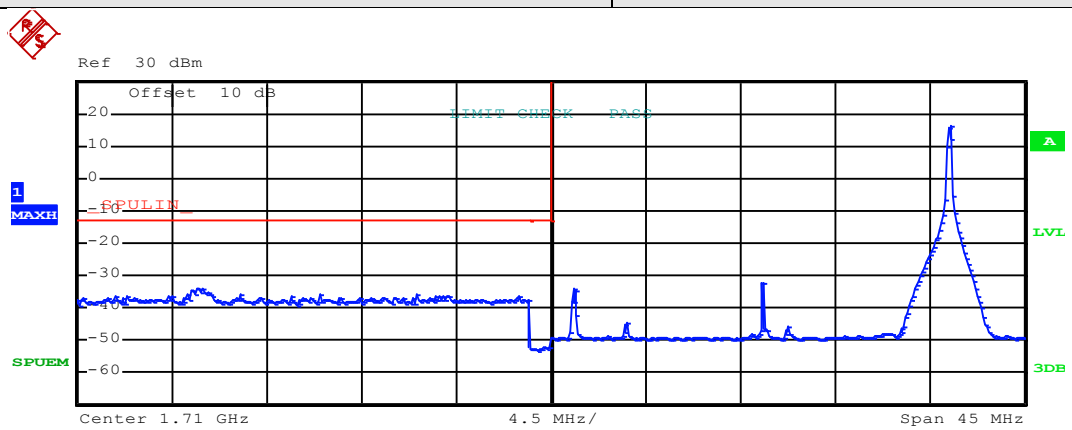

Start [Hz]	Stop [Hz]	RBW [Hz]	Freq [Hz]	PwrAbs [dBm]	Δ Limit [dB]
1.688 G	1.709 G	1.00 M	1.693090 G	-33.80	-20.80
1.709 G	1.710 G	30.00 k	1.709658 G	-51.70	-38.70
1.710 G	1.732 G	100.00 k	1.728945 G	16.13	-16.87

Lowest channel

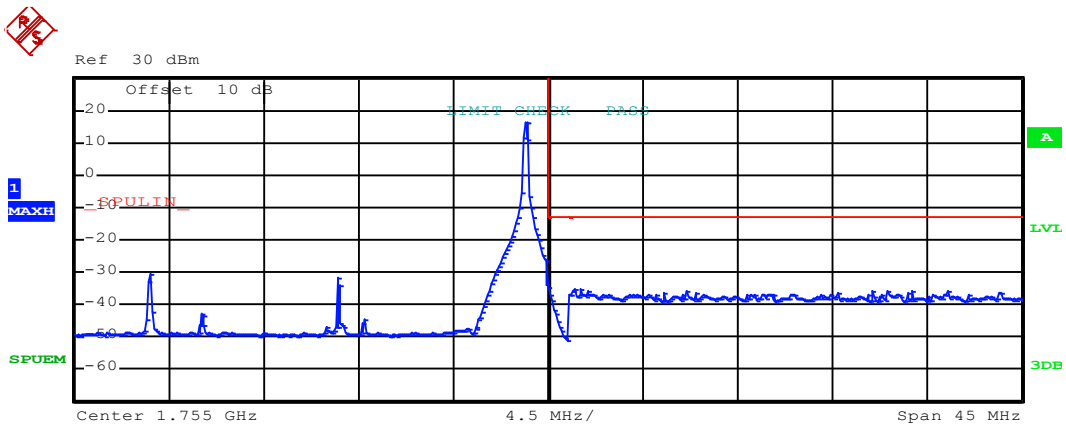

Start [Hz]	Stop [Hz]	RBW [Hz]	Freq [Hz]	PwrAbs [dBm]	Δ Limit [dB]
1.732 G	1.755 G	100.00 k	1.753920 G	16.33	-16.67
1.755 G	1.756 G	30.00 k	1.755008 G	-34.76	-21.76
1.756 G	1.778 G	1.00 M	1.756516 G	-34.93	-21.93

Highest channel

Test Mode:	LTE band 4(QPSK RB Size 50 & RB Offset 0)

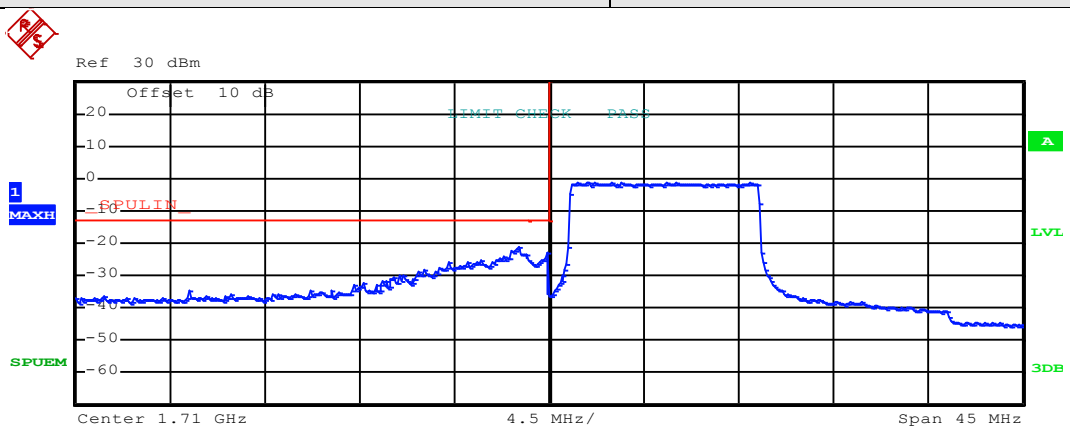

Start [Hz]	Stop [Hz]	RBW [Hz]	Freq [Hz]	PwrAbs [dBm]	Δ Limit [dB]
1.688 G	1.709 G	1.00 M	1.708484 G	-21.26	-8.26
1.709 G	1.710 G	300.00 k	1.709972 G	-23.07	-10.07
1.710 G	1.732 G	100.00 k	1.712160 G	-1.46	-34.46

Lowest channel

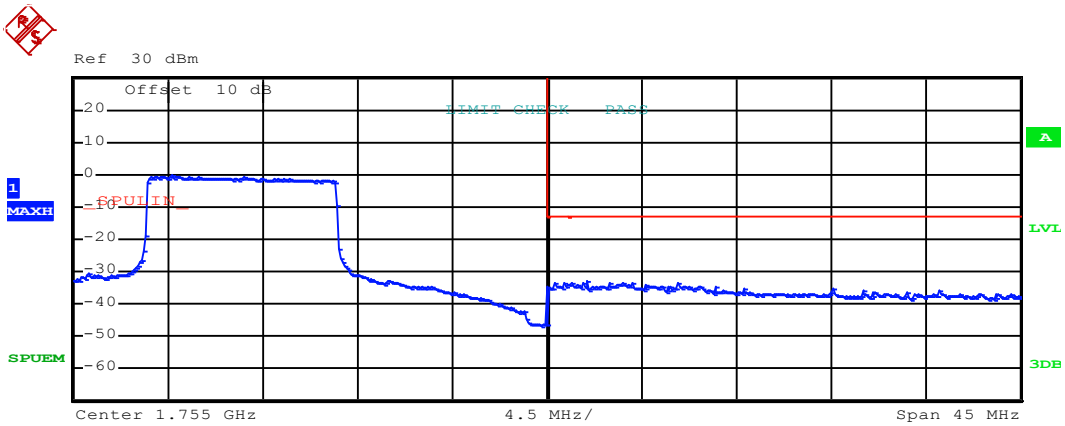

Start [Hz]	Stop [Hz]	RBW [Hz]	Freq [Hz]	PwrAbs [dBm]	Δ Limit [dB]
1.732 G	1.755 G	100.00 k	1.737135 G	-0.23	-33.23
1.755 G	1.756 G	300.00 k	1.755316 G	-33.46	-20.46
1.756 G	1.778 G	1.00 M	1.756817 G	-32.78	-19.78

Highest channel

Test Mode:	LTE band 4(QPSK RB Size 50 & RB Offset 49)

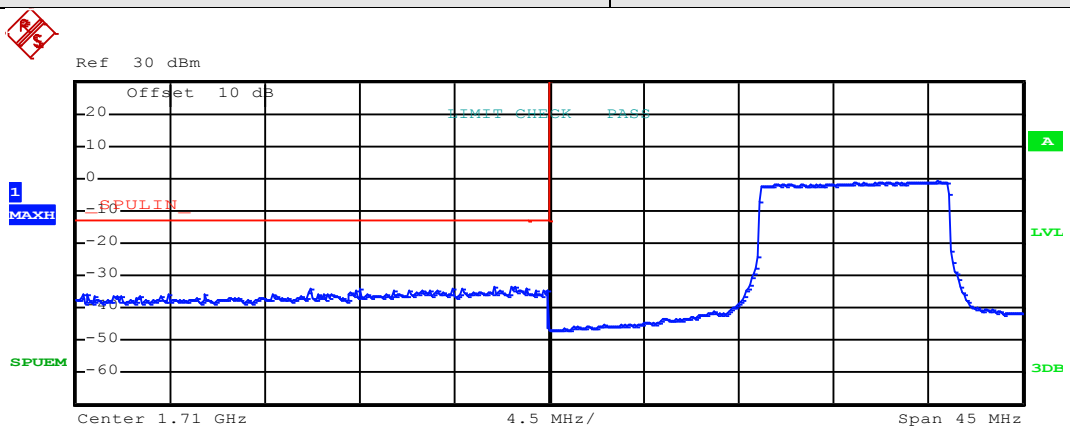

Start [Hz]	Stop [Hz]	RBW [Hz]	Freq [Hz]	PwrAbs [dBm]	Δ Limit [dB]
1.688 G	1.709 G	1.00 M	1.707323 G	-33.17	-20.17
1.709 G	1.710 G	300.00 k	1.709156 G	-34.36	-21.36
1.710 G	1.732 G	100.00 k	1.728450 G	-0.98	-33.98

Lowest channel

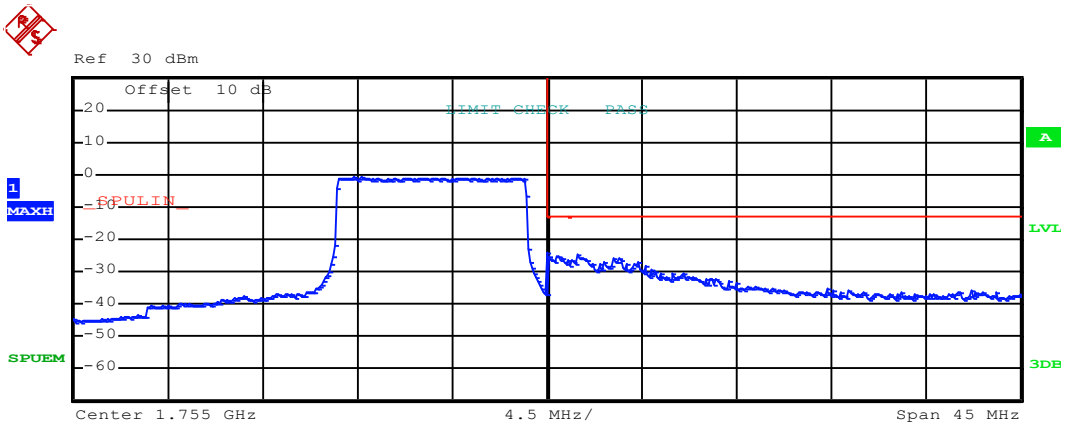

Start [Hz]	Stop [Hz]	RBW [Hz]	Freq [Hz]	PwrAbs [dBm]	Δ Limit [dB]
1.732 G	1.755 G	100.00 k	1.746135 G	-0.80	-33.80
1.755 G	1.756 G	300.00 k	1.755032 G	-23.83	-10.83
1.756 G	1.778 G	1.00 M	1.756430 G	-24.87	-11.87

Highest channel

Test Mode:	LTE band 4(QPSK RB Size 100 & RB Offset 0)

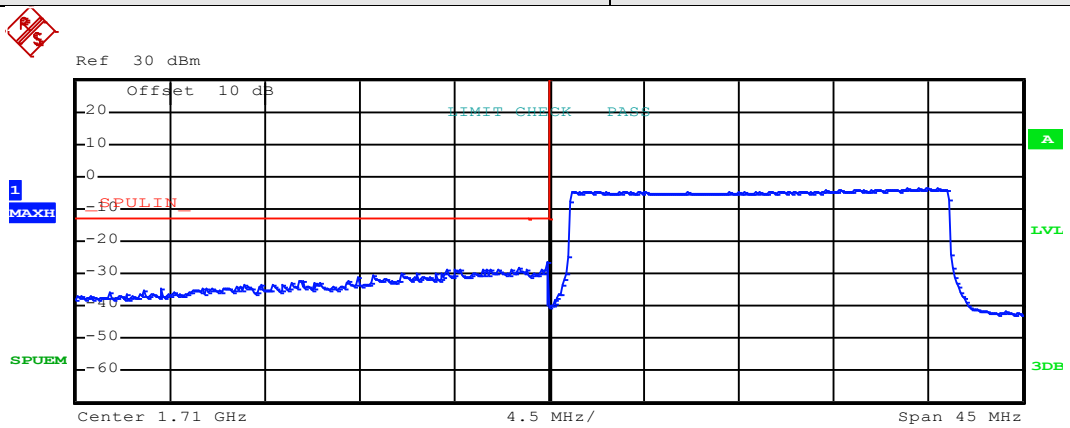

Start [Hz]	Stop [Hz]	RBW [Hz]	Freq [Hz]	PwrAbs [dBm]	ΔLimit [dB]
1.688 G	1.709 G	1.00 M	1.708484 G	-28.09	-15.09
1.709 G	1.710 G	300.00 k	1.709982 G	-26.57	-13.57
1.710 G	1.732 G	100.00 k	1.726965 G	-3.70	-36.70

Lowest channel

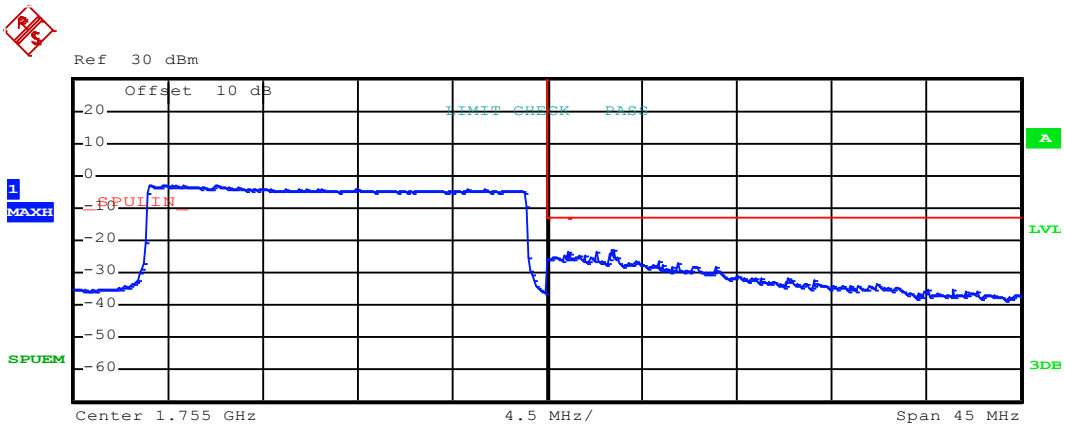

Start [Hz]	Stop [Hz]	RBW [Hz]	Freq [Hz]	PwrAbs [dBm]	ΔLimit [dB]
1.732 G	1.755 G	100.00 k	1.737720 G	-2.81	-35.81
1.755 G	1.756 G	300.00 k	1.755848 G	-24.83	-11.83
1.756 G	1.778 G	1.00 M	1.758021 G	-22.80	-9.80

Highest channel

Test Mode:	LTE band 4(16QAM RB Size 1 & RB Offset 0)

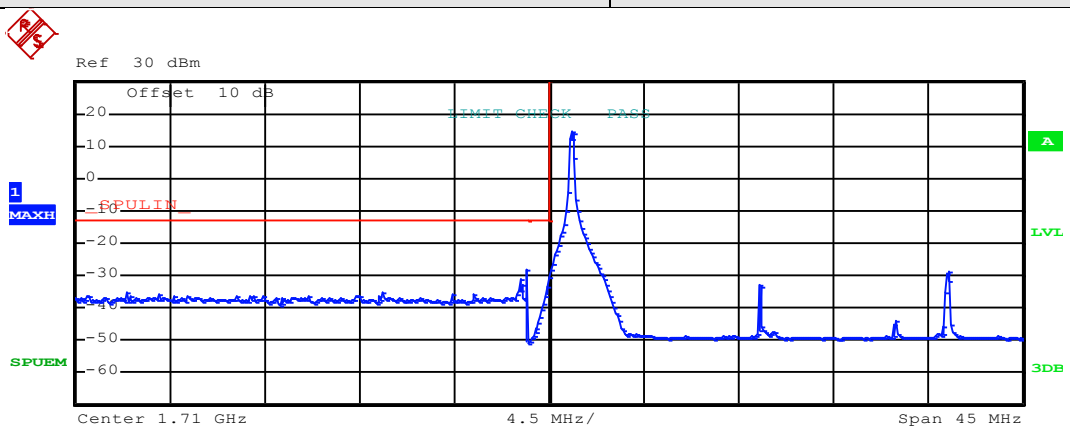

Start [Hz]	Stop [Hz]	RBW [Hz]	Freq [Hz]	PwrAbs [dBm]	Δ Limit [dB]
1.688 G	1.709 G	1.00 M	1.709000 G	-28.11	-15.11
1.709 G	1.710 G	30.00 k	1.709994 G	-33.50	-20.50
1.710 G	1.732 G	100.00 k	1.711080 G	14.75	-18.25

Lowest channel

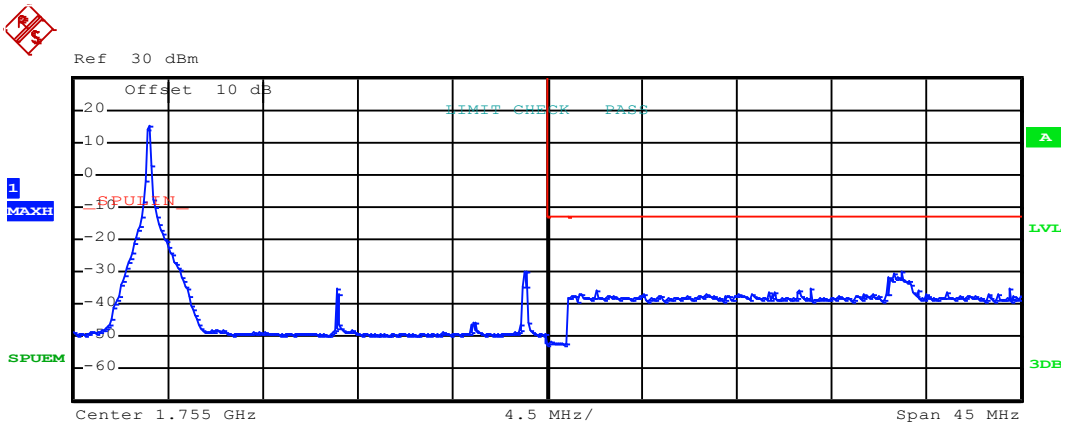

Start [Hz]	Stop [Hz]	RBW [Hz]	Freq [Hz]	PwrAbs [dBm]	Δ Limit [dB]
1.732 G	1.755 G	100.00 k	1.736100 G	15.26	-17.74
1.755 G	1.756 G	30.00 k	1.755182 G	-51.52	-38.52
1.756 G	1.778 G	1.00 M	1.771824 G	-30.13	-17.13

Highest channel

Test Mode:	LTE band 4(16QAM RB Size 1 & RB Offset 99)

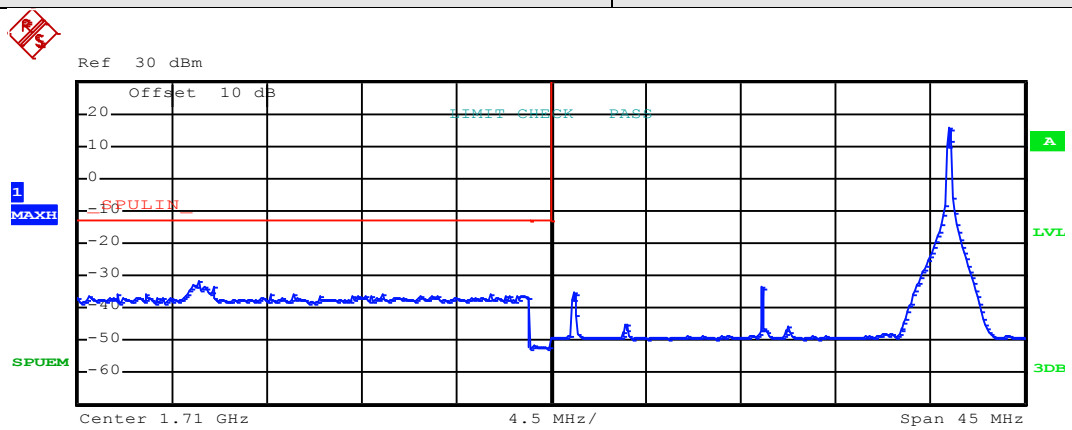

Start [Hz]	Stop [Hz]	RBW [Hz]	Freq [Hz]	PwrAbs [dBm]	Δ Limit [dB]
1.688 G	1.709 G	1.00 M	1.693176 G	-31.49	-18.49
1.709 G	1.710 G	30.00 k	1.709156 G	-51.79	-38.79
1.710 G	1.732 G	100.00 k	1.728900 G	15.40	-17.60

Lowest channel

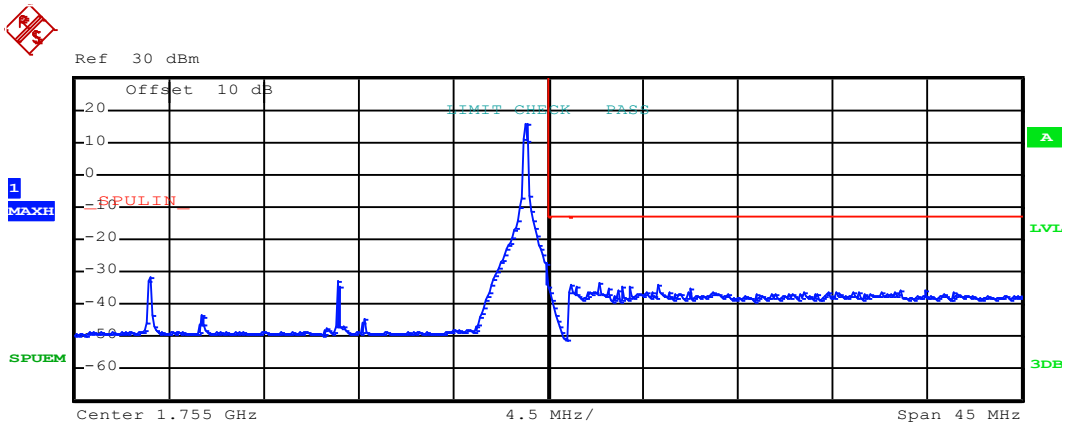

Start [Hz]	Stop [Hz]	RBW [Hz]	Freq [Hz]	PwrAbs [dBm]	Δ Limit [dB]
1.732 G	1.755 G	100.00 k	1.753965 G	15.73	-17.27
1.755 G	1.756 G	30.00 k	1.755036 G	-34.37	-21.37
1.756 G	1.778 G	1.00 M	1.757419 G	-33.31	-20.31

Highest channel

Test Mode:	LTE band 4(16QAM RB Size 50 & RB Offset 0)

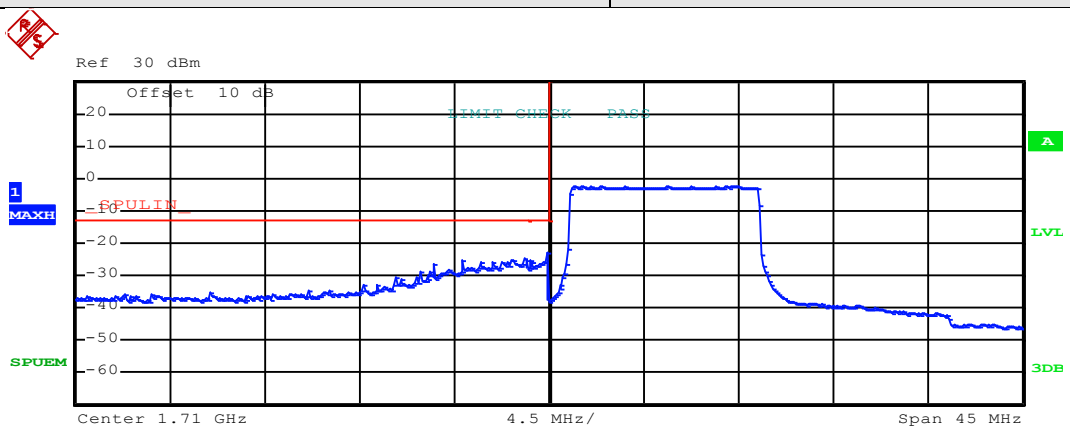

Start [Hz]	Stop [Hz]	RBW [Hz]	Freq [Hz]	PwrAbs [dBm]	Δ Limit [dB]
1.688 G	1.709 G	1.00 M	1.708828 G	-24.71	-11.71
1.709 G	1.710 G	300.00 k	1.709968 G	-22.87	-9.87
1.710 G	1.732 G	100.00 k	1.718910 G	-2.22	-35.22

Lowest channel

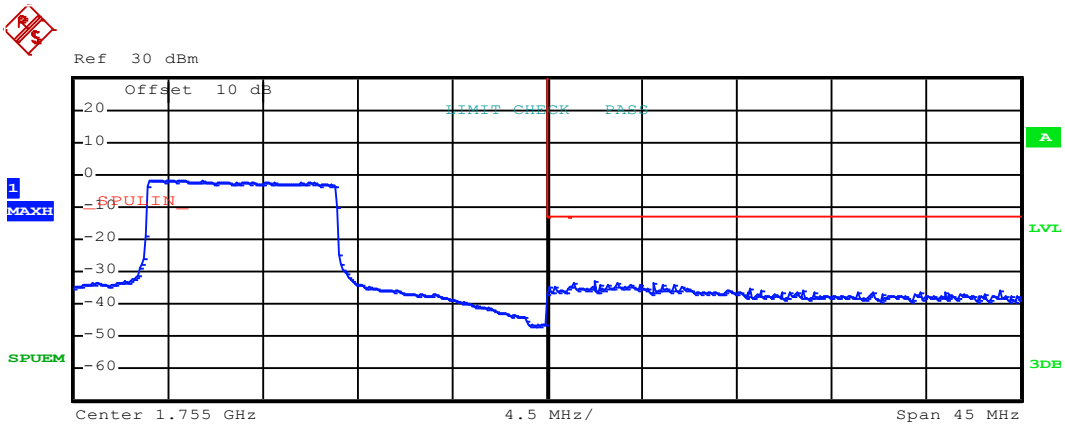

Start [Hz]	Stop [Hz]	RBW [Hz]	Freq [Hz]	PwrAbs [dBm]	Δ Limit [dB]
1.732 G	1.755 G	100.00 k	1.737450 G	-1.62	-34.62
1.755 G	1.756 G	300.00 k	1.755050 G	-34.35	-21.35
1.756 G	1.778 G	1.00 M	1.757247 G	-33.10	-20.10

Highest channel

Test Mode:	LTE band 4(16QAM RB Size 50 & RB Offset 49)

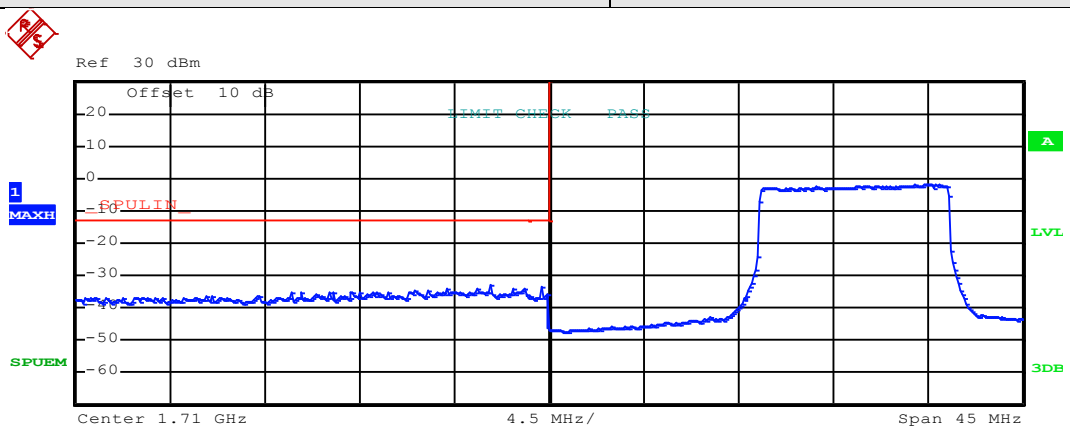

Start [Hz]	Stop [Hz]	RBW [Hz]	Freq [Hz]	PwrAbs [dBm]	Δ Limit [dB]
1.688 G	1.709 G	1.00 M	1.707151 G	-33.15	-20.15
1.709 G	1.710 G	300.00 k	1.709672 G	-33.47	-20.47
1.710 G	1.732 G	100.00 k	1.727820 G	-1.70	-34.70

Lowest channel

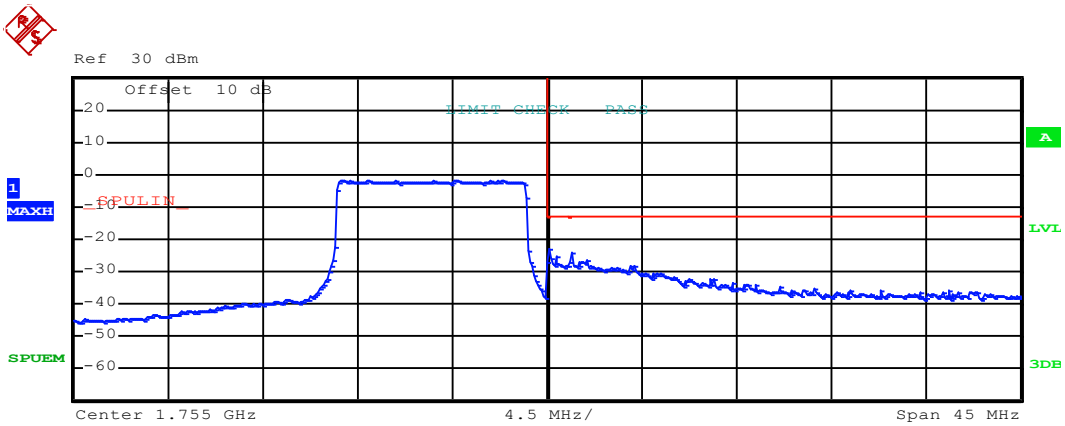

Start [Hz]	Stop [Hz]	RBW [Hz]	Freq [Hz]	PwrAbs [dBm]	Δ Limit [dB]
1.732 G	1.755 G	100.00 k	1.752930 G	-1.80	-34.80
1.755 G	1.756 G	300.00 k	1.755124 G	-23.08	-10.08
1.756 G	1.778 G	1.00 M	1.756086 G	-24.22	-11.22

Highest channel

Test Mode:	LTE band 4(16QAM RB Size 100 & RB Offset 0)

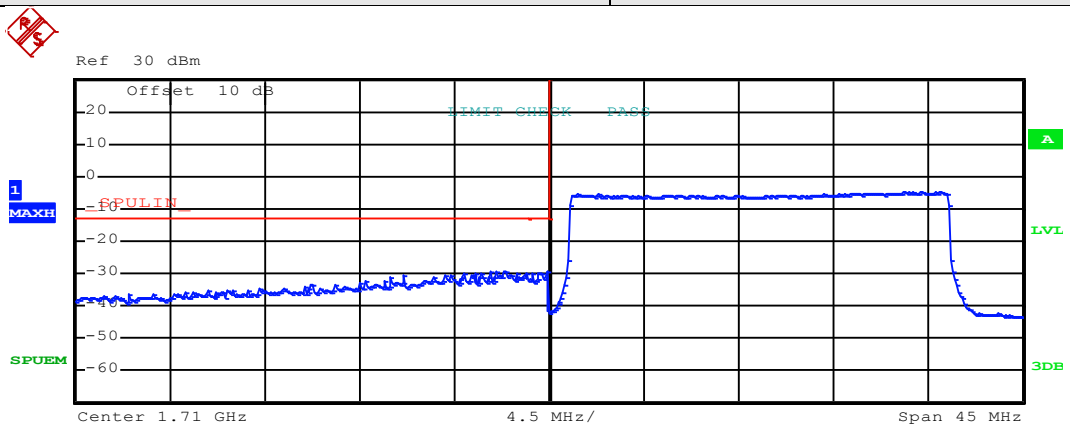

Start [Hz]	Stop [Hz]	RBW [Hz]	Freq [Hz]	PwrAbs [dBm]	ΔLimit [dB]
1.688 G	1.709 G	1.00 M	1.707796 G	-29.21	-16.21
1.709 G	1.710 G	300.00 k	1.709892 G	-29.17	-16.17
1.710 G	1.732 G	100.00 k	1.726830 G	-4.70	-37.70

Lowest channel

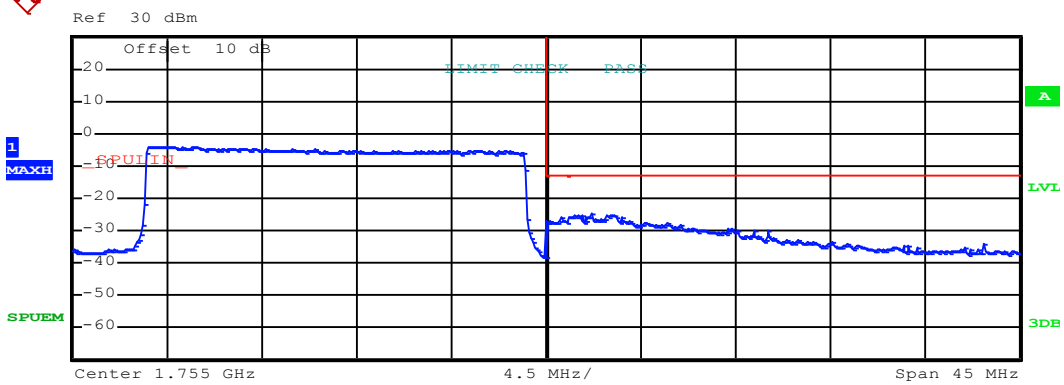

Start [Hz]	Stop [Hz]	RBW [Hz]	Freq [Hz]	PwrAbs [dBm]	ΔLimit [dB]
1.732 G	1.755 G	100.00 k	1.737180 G	-4.06	-37.06
1.755 G	1.756 G	300.00 k	1.755724 G	-26.04	-13.04
1.756 G	1.778 G	1.00 M	1.757075 G	-24.50	-11.50

Highest channel

LTE band 7 part:

5MHz:

Test Mode:	LTE band 7(QPSK RB Size 1 & RB Offset 0)

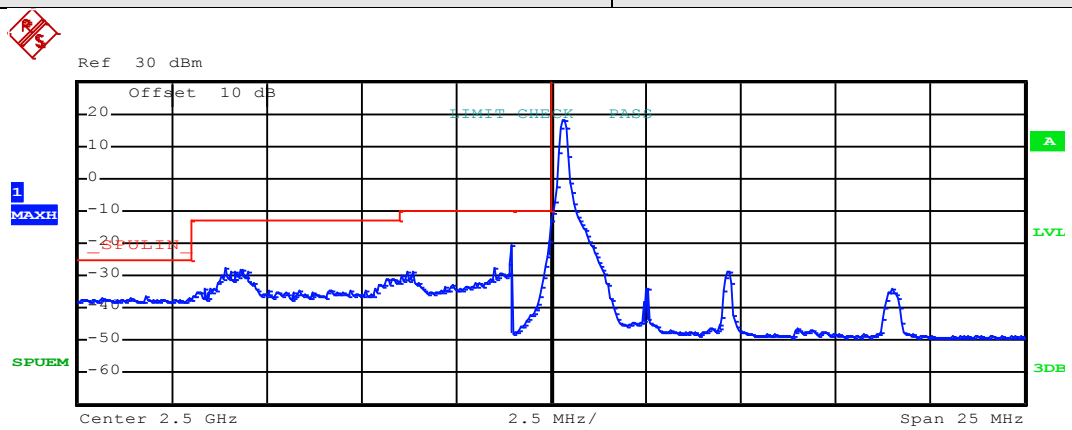

Start [Hz]	Stop [Hz]	RBW [Hz]	Freq [Hz]	PwrAbs [dBm]	Δ Limit [dB]
2.487 G	2.490 G	1.00 M	2.489282 G	-36.59	-11.59
2.490 G	2.496 G	1.00 M	2.491413 G	-27.39	-14.39
2.496 G	2.499 G	1.00 M	2.498958 G	-20.31	-10.31
2.499 G	2.500 G	30.00 k	2.499992 G	-19.29	-9.29
2.500 G	2.513 G	100.00 k	2.500325 G	18.15	-14.85

Lowest channel

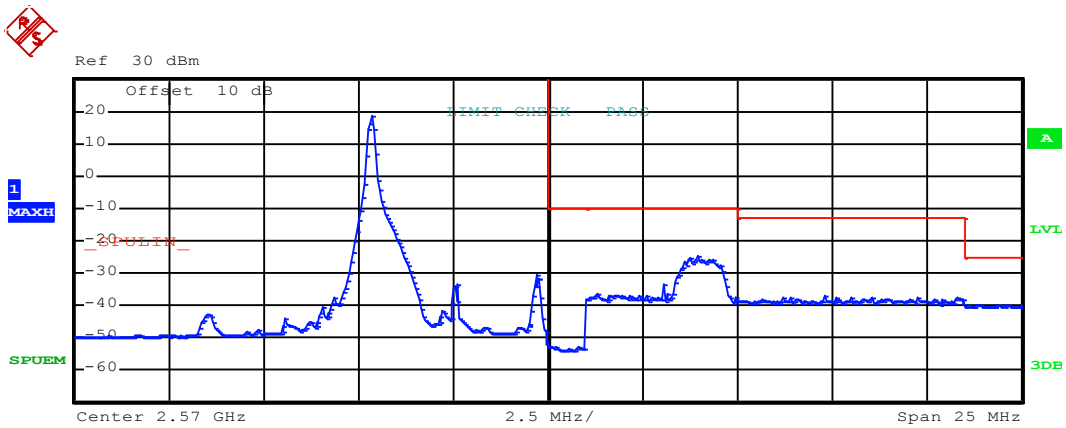

Start [Hz]	Stop [Hz]	RBW [Hz]	Freq [Hz]	PwrAbs [dBm]	Δ Limit [dB]
2.558 G	2.570 G	100.00 k	2.565363 G	18.43	-14.57
2.570 G	2.571 G	30.00 k	2.570081 G	-52.61	-42.61
2.571 G	2.575 G	1.00 M	2.573903 G	-24.91	-14.91
2.575 G	2.581 G	1.00 M	2.577274 G	-37.09	-24.09
2.581 G	2.583 G	1.00 M	2.581411 G	-40.00	-15.00

Highest channel

Test Mode:	LTE band 7(QPSK RB Size 1 & RB Offset 24)

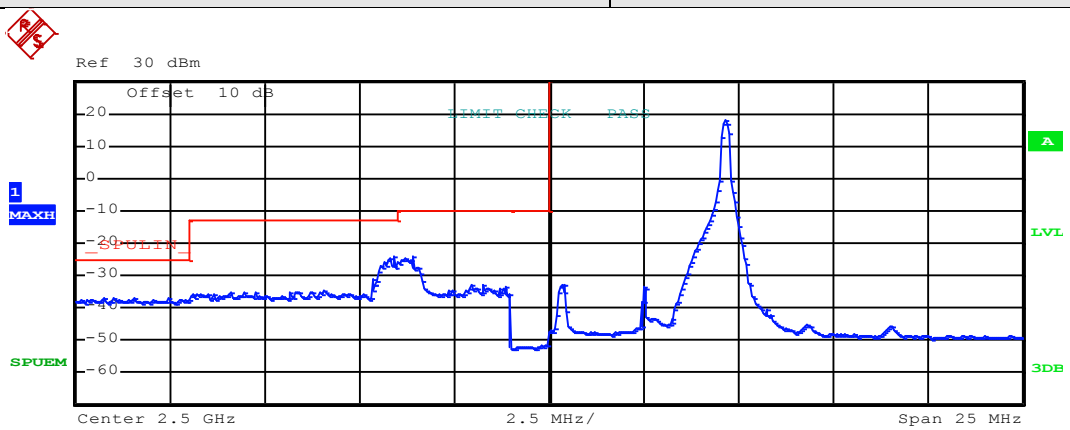

Start [Hz]	Stop [Hz]	RBW [Hz]	Freq [Hz]	PwrAbs [dBm]	Δ Limit [dB]
2.487 G	2.490 G	1.00 M	2.488268 G	-37.01	-12.01
2.490 G	2.496 G	1.00 M	2.495890 G	-24.18	-11.18
2.496 G	2.499 G	1.00 M	2.496384 G	-24.11	-14.11
2.499 G	2.500 G	30.00 k	2.499902 G	-51.01	-41.01
2.500 G	2.513 G	100.00 k	2.504650 G	17.80	-15.20

Lowest channel

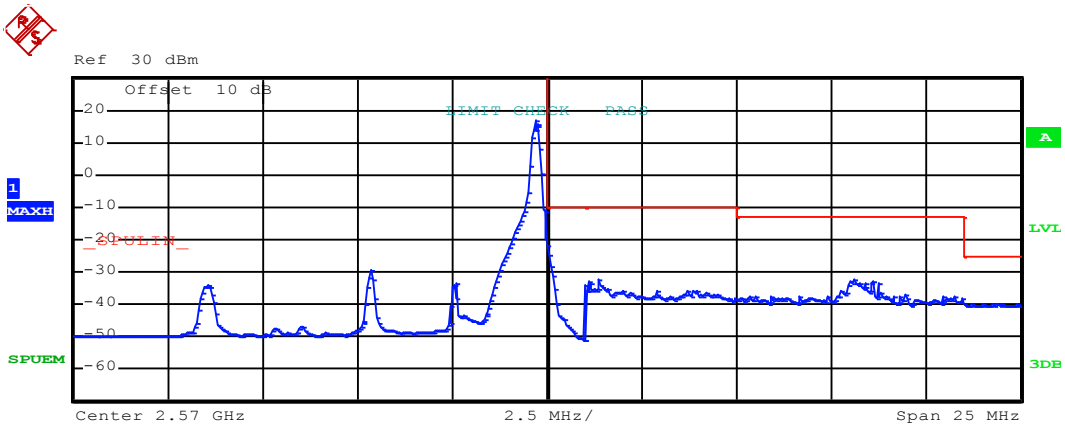

Start [Hz]	Stop [Hz]	RBW [Hz]	Freq [Hz]	PwrAbs [dBm]	Δ Limit [dB]
2.558 G	2.570 G	100.00 k	2.569698 G	16.96	-16.04
2.570 G	2.571 G	30.00 k	2.570008 G	-21.43	-11.43
2.571 G	2.575 G	1.00 M	2.571323 G	-32.01	-22.01
2.575 G	2.581 G	1.00 M	2.578048 G	-32.12	-19.12
2.581 G	2.583 G	1.00 M	2.581871 G	-39.99	-14.99

Highest channel

Test Mode:	LTE band 7(QPSK RB Size 12 & RB Offset 0)

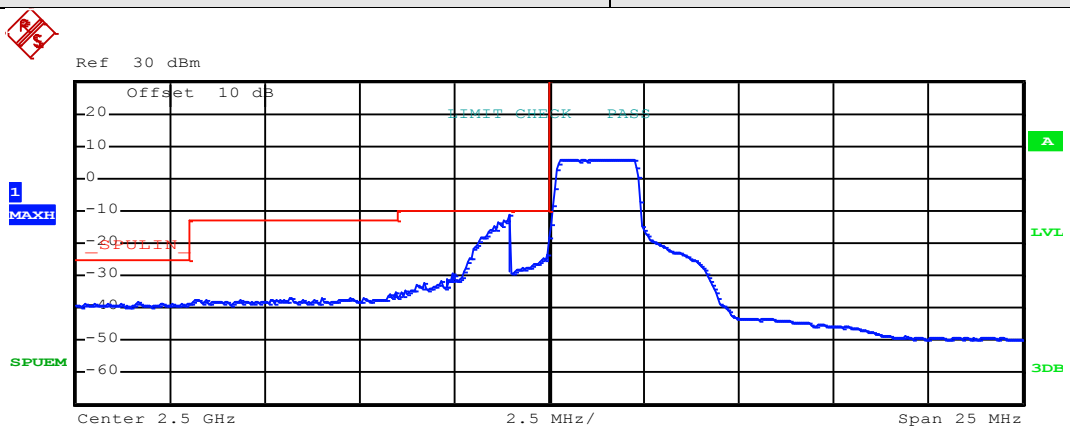

Start [Hz]	Stop [Hz]	RBW [Hz]	Freq [Hz]	PwrAbs [dBm]	Δ Limit [dB]
2.487 G	2.490 G	1.00 M	2.489121 G	-38.40	-13.40
2.490 G	2.496 G	1.00 M	2.495956 G	-35.00	-22.00
2.496 G	2.499 G	1.00 M	2.499000 G	-10.96	-0.96
2.499 G	2.500 G	30.00 k	2.499952 G	-23.68	-13.68
2.500 G	2.513 G	100.00 k	2.501411 G	5.99	-27.01

Lowest channel

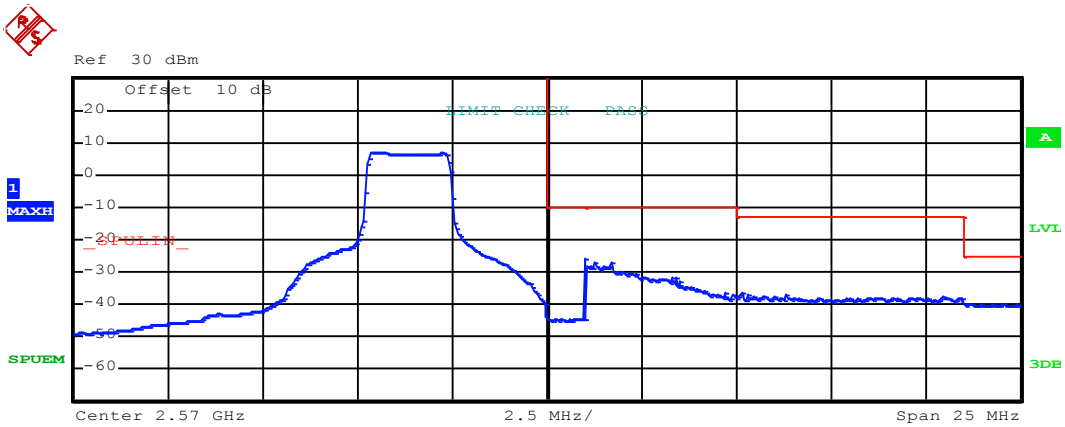

Start [Hz]	Stop [Hz]	RBW [Hz]	Freq [Hz]	PwrAbs [dBm]	Δ Limit [dB]
2.558 G	2.570 G	100.00 k	2.565665 G	6.90	-26.10
2.570 G	2.571 G	30.00 k	2.570589 G	-44.46	-34.46
2.571 G	2.575 G	1.00 M	2.571000 G	-26.11	-16.11
2.575 G	2.581 G	1.00 M	2.575097 G	-36.64	-23.64
2.581 G	2.583 G	1.00 M	2.581121 G	-40.09	-15.09

Highest channel

Test Mode:	LTE band 7(QPSK RB Size 12 & RB Offset 11)

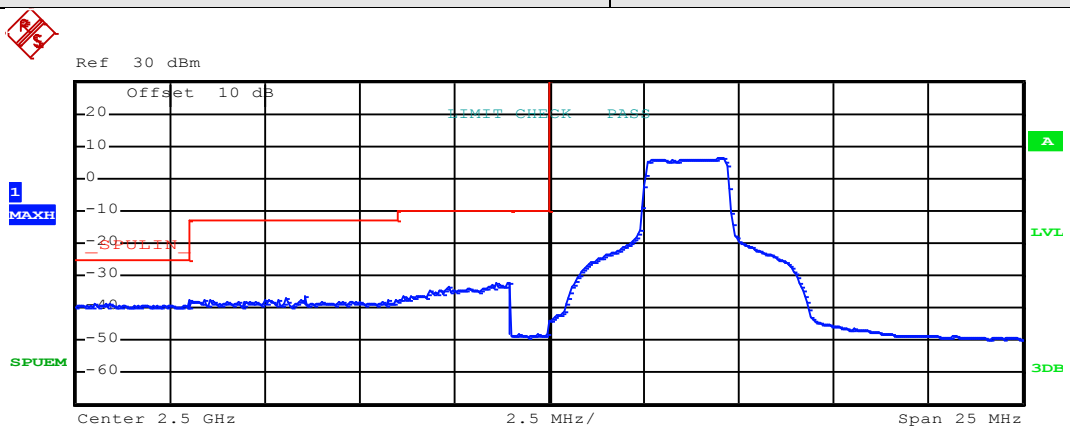

Start [Hz]	Stop [Hz]	RBW [Hz]	Freq [Hz]	PwrAbs [dBm]	Δ Limit [dB]
2.487 G	2.490 G	1.00 M	2.487984 G	-38.85	-13.85
2.490 G	2.496 G	1.00 M	2.493516 G	-36.63	-23.63
2.496 G	2.499 G	1.00 M	2.498565 G	-32.39	-22.39
2.499 G	2.500 G	30.00 k	2.499202 G	-47.98	-37.98
2.500 G	2.513 G	100.00 k	2.504536 G	6.41	-26.59

Lowest channel

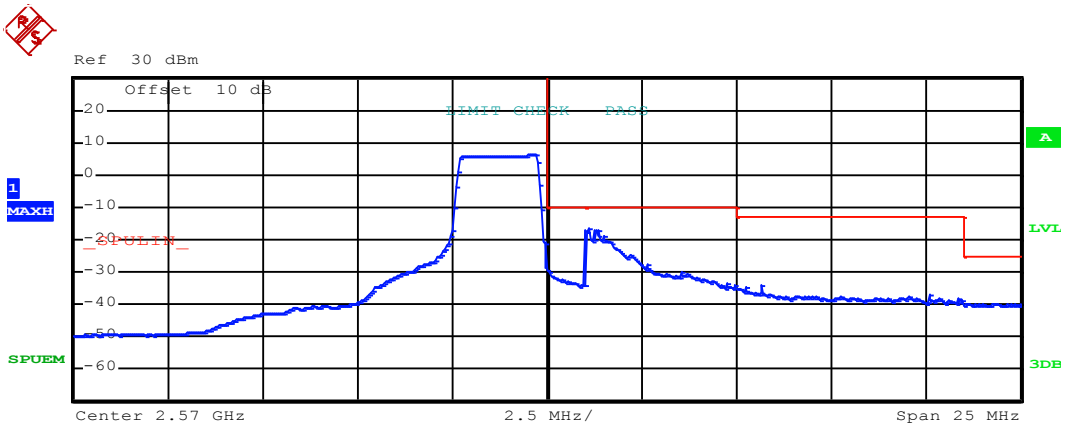

Start [Hz]	Stop [Hz]	RBW [Hz]	Freq [Hz]	PwrAbs [dBm]	Δ Limit [dB]
2.558 G	2.570 G	100.00 k	2.569597 G	6.32	-26.68
2.570 G	2.571 G	30.00 k	2.570024 G	-29.20	-19.20
2.571 G	2.575 G	1.00 M	2.571065 G	-16.65	-6.65
2.575 G	2.581 G	1.00 M	2.575581 G	-33.79	-20.79
2.581 G	2.583 G	1.00 M	2.581302 G	-39.97	-14.97

Highest channel

Test Mode:	LTE band 7(QPSK RB Size 25 & RB Offset 0)

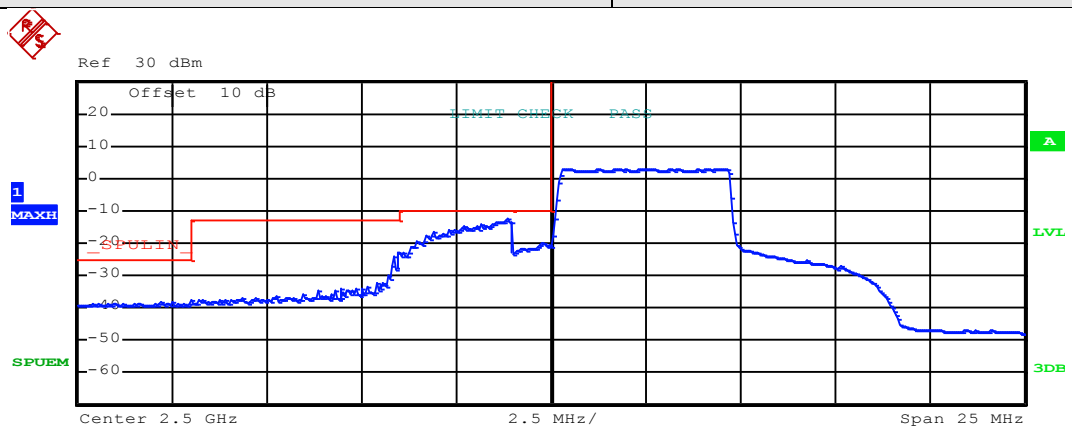

Start [Hz]	Stop [Hz]	RBW [Hz]	Freq [Hz]	PwrAbs [dBm]	ΔLimit [dB]
2.487 G	2.490 G	1.00 M	2.489992 G	-38.31	-13.31
2.490 G	2.496 G	1.00 M	2.495823 G	-24.33	-11.33
2.496 G	2.499 G	1.00 M	2.498831 G	-12.45	-2.45
2.499 G	2.500 G	100.00 k	2.499790 G	-19.28	-9.28
2.500 G	2.513 G	100.00 k	2.504637 G	2.96	-30.04

Lowest channel

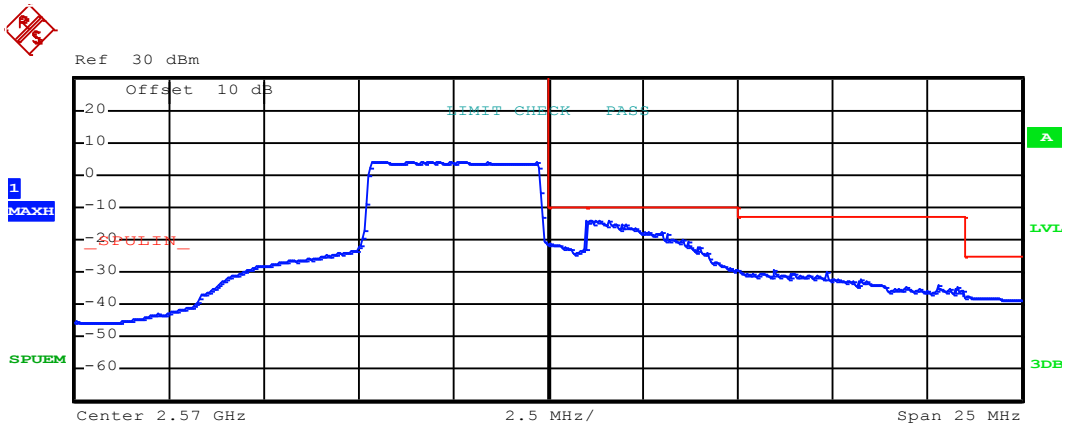

Start [Hz]	Stop [Hz]	RBW [Hz]	Freq [Hz]	PwrAbs [dBm]	ΔLimit [dB]
2.558 G	2.570 G	100.00 k	2.565464 G	3.95	-29.05
2.570 G	2.571 G	100.00 k	2.570024 G	-21.09	-11.09
2.571 G	2.575 G	1.00 M	2.571194 G	-14.05	-4.05
2.575 G	2.581 G	1.00 M	2.575919 G	-29.61	-16.61
2.581 G	2.583 G	1.00 M	2.581073 G	-37.69	-12.69

Highest channel

Test Mode:	LTE band 7(16QAM RB Size 1 & RB Offset 0)

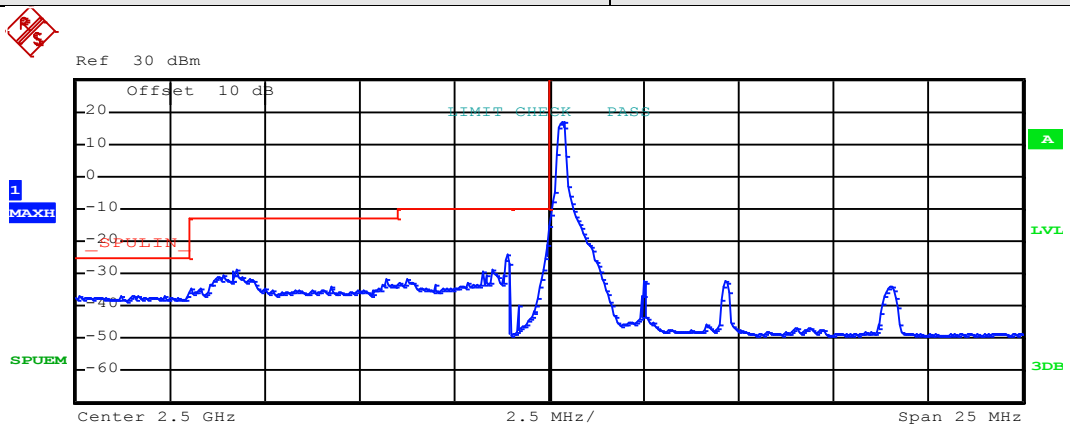

Start [Hz]	Stop [Hz]	RBW [Hz]	Freq [Hz]	PwrAbs [dBm]	Δ Limit [dB]
2.487 G	2.490 G	1.00 M	2.490488 G	-36.83	-11.83
2.490 G	2.496 G	1.00 M	2.491732 G	-29.03	-16.03
2.496 G	2.499 G	1.00 M	2.498910 G	-24.06	-14.06
2.499 G	2.500 G	30.00 k	2.499994 G	-21.11	-11.11
2.500 G	2.513 G	100.00 k	2.500350 G	16.71	-16.29

Lowest channel

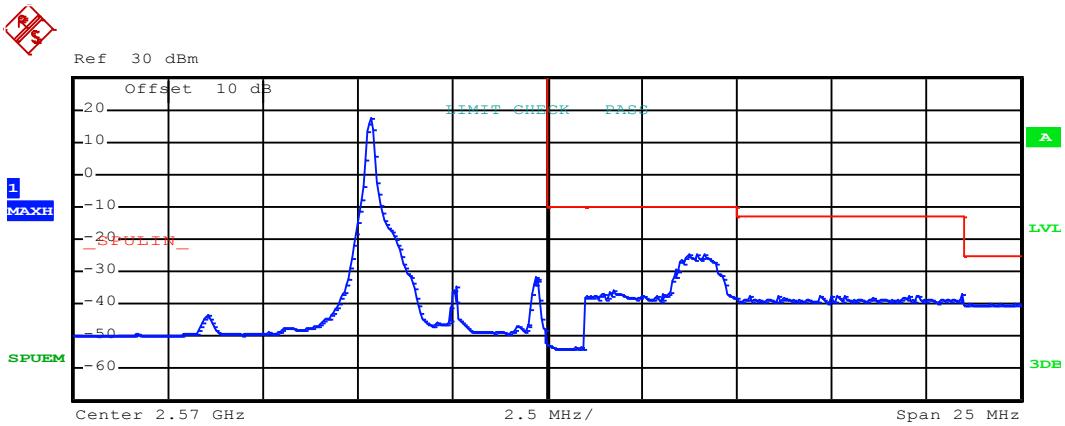

Start [Hz]	Stop [Hz]	RBW [Hz]	Freq [Hz]	PwrAbs [dBm]	Δ Limit [dB]
2.558 G	2.570 G	100.00 k	2.565363 G	17.37	-15.63
2.570 G	2.571 G	30.00 k	2.570056 G	-52.47	-42.47
2.571 G	2.575 G	1.00 M	2.573742 G	-24.44	-14.44
2.575 G	2.581 G	1.00 M	2.581000 G	-37.22	-24.22
2.581 G	2.583 G	1.00 M	2.581121 G	-40.07	-15.07

Highest channel

Test Mode:	LTE band 7(16QAM RB Size 1 & RB Offset 24)

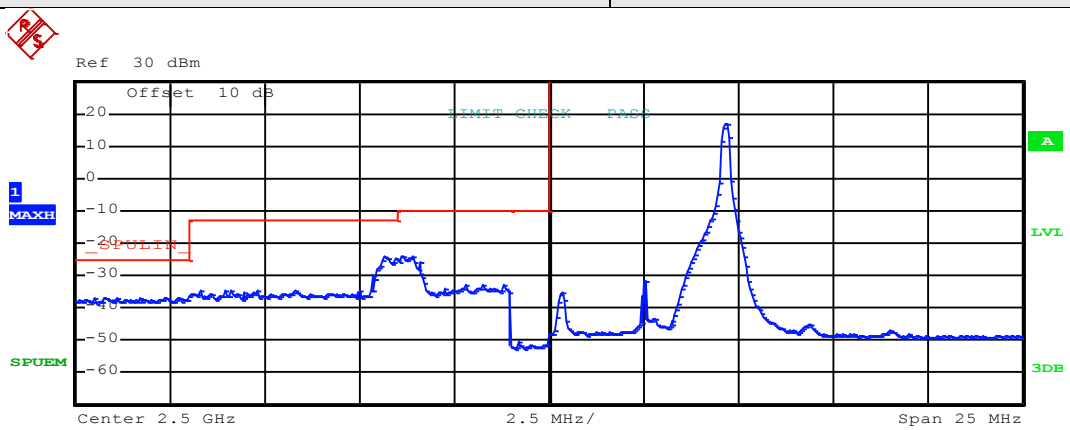

Start [Hz]	Stop [Hz]	RBW [Hz]	Freq [Hz]	PwrAbs [dBm]	Δ Limit [dB]
2.487 G	2.490 G	1.00 M	2.490248 G	-36.95	-11.95
2.490 G	2.496 G	1.00 M	2.495648 G	-24.29	-11.29
2.496 G	2.499 G	1.00 M	2.496096 G	-24.17	-14.17
2.499 G	2.500 G	30.00 k	2.499184 G	-50.63	-40.63
2.500 G	2.513 G	100.00 k	2.504650 G	16.95	-16.05

Lowest channel

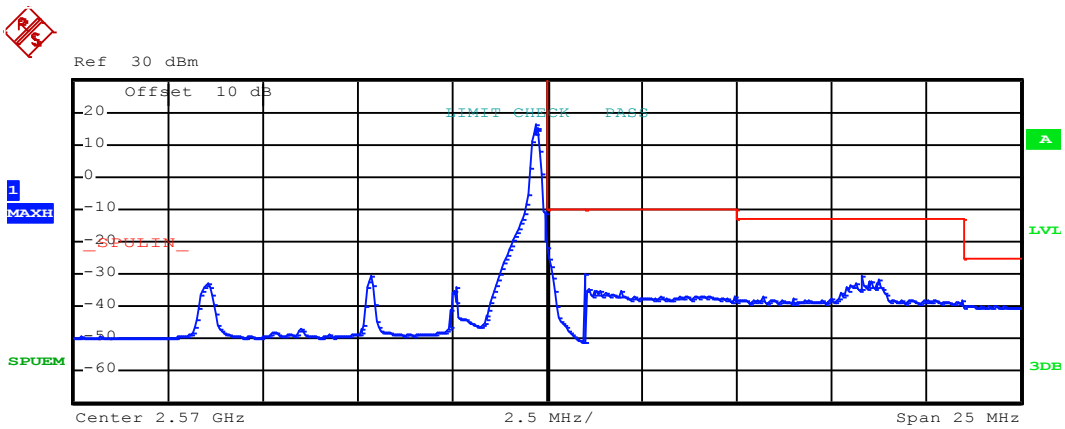

Start [Hz]	Stop [Hz]	RBW [Hz]	Freq [Hz]	PwrAbs [dBm]	Δ Limit [dB]
2.558 G	2.570 G	100.00 k	2.569698 G	16.22	-16.78
2.570 G	2.571 G	30.00 k	2.570008 G	-21.41	-11.41
2.571 G	2.575 G	1.00 M	2.571000 G	-30.07	-20.07
2.575 G	2.581 G	1.00 M	2.578242 G	-30.78	-17.78
2.581 G	2.583 G	1.00 M	2.581810 G	-40.09	-15.09

Highest channel

Test Mode:	LTE band 7(16QAM RB Size 12 & RB Offset 0)

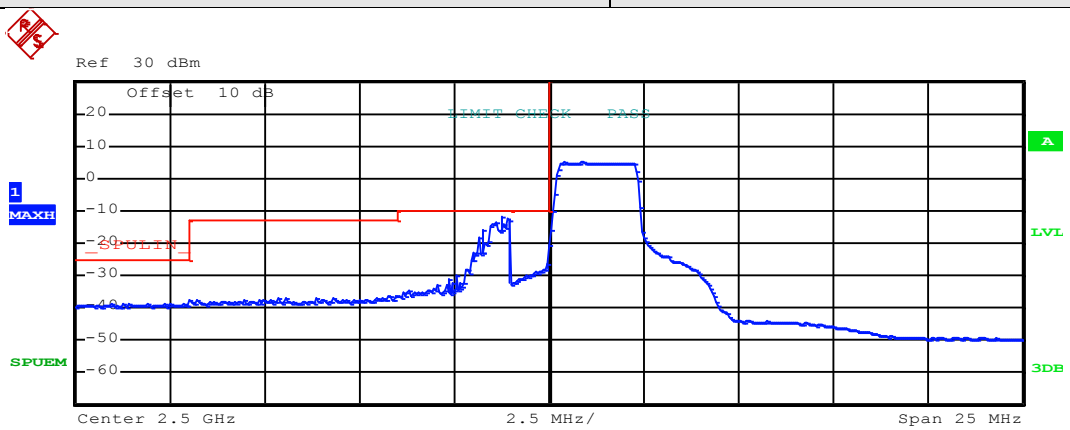

Start [Hz]	Stop [Hz]	RBW [Hz]	Freq [Hz]	PwrAbs [dBm]	Δ Limit [dB]
2.487 G	2.490 G	1.00 M	2.488710 G	-38.47	-13.47
2.490 G	2.496 G	1.00 M	2.495690 G	-36.44	-23.44
2.496 G	2.499 G	1.00 M	2.498734 G	-11.77	-1.77
2.499 G	2.500 G	30.00 k	2.499960 G	-26.70	-16.70
2.500 G	2.513 G	100.00 k	2.500907 G	5.04	-27.96

Lowest channel

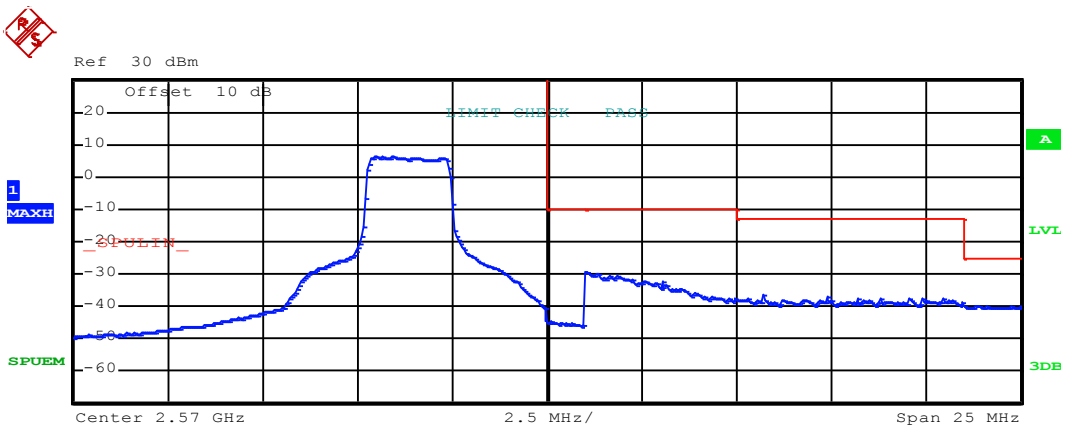

Start [Hz]	Stop [Hz]	RBW [Hz]	Freq [Hz]	PwrAbs [dBm]	Δ Limit [dB]
2.558 G	2.570 G	100.00 k	2.565464 G	6.18	-26.82
2.570 G	2.571 G	30.00 k	2.570081 G	-44.21	-34.21
2.571 G	2.575 G	1.00 M	2.571032 G	-29.22	-19.22
2.575 G	2.581 G	1.00 M	2.575629 G	-36.40	-23.40
2.581 G	2.583 G	1.00 M	2.582464 G	-40.11	-15.11

Highest channel

Test Mode:	LTE band 7(16QAM RB Size 12 & RB Offset 11)

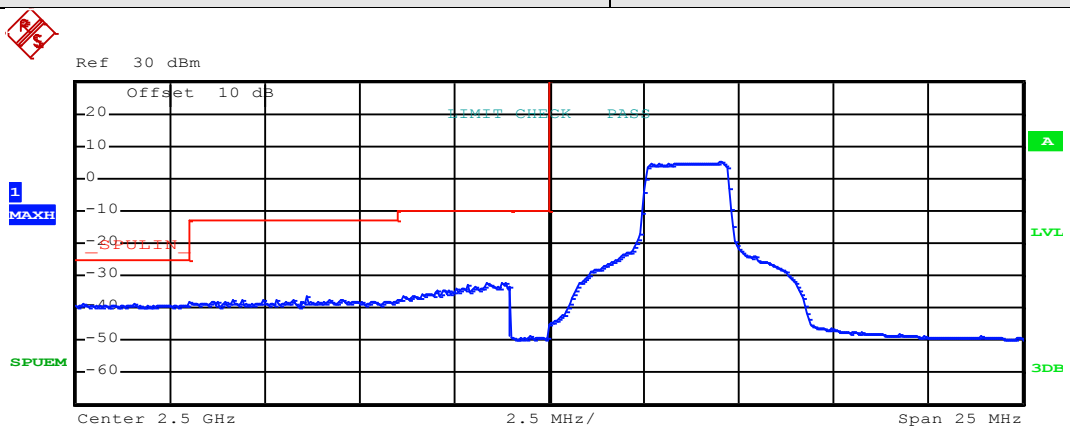

Start [Hz]	Stop [Hz]	RBW [Hz]	Freq [Hz]	PwrAbs [dBm]	Δ Limit [dB]
2.487 G	2.490 G	1.00 M	2.487694 G	-38.99	-13.99
2.490 G	2.496 G	1.00 M	2.493560 G	-36.54	-23.54
2.496 G	2.499 G	1.00 M	2.498734 G	-32.20	-22.20
2.499 G	2.500 G	30.00 k	2.499516 G	-48.73	-38.73
2.500 G	2.513 G	100.00 k	2.504536 G	4.98	-28.02

Lowest channel

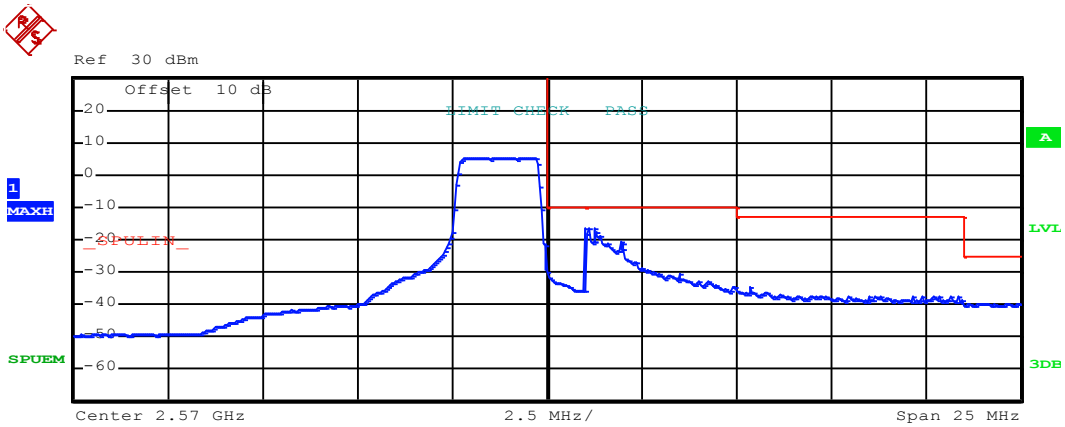

Start [Hz]	Stop [Hz]	RBW [Hz]	Freq [Hz]	PwrAbs [dBm]	Δ Limit [dB]
2.558 G	2.570 G	100.00 k	2.569597 G	5.42	-27.58
2.570 G	2.571 G	30.00 k	2.570016 G	-30.35	-20.35
2.571 G	2.575 G	1.00 M	2.571194 G	-16.40	-6.40
2.575 G	2.581 G	1.00 M	2.575290 G	-34.51	-21.51
2.581 G	2.583 G	1.00 M	2.582210 G	-40.05	-15.05

Highest channel

Test Mode:	LTE band 7(16QAM RB Size 25 & RB Offset 0)

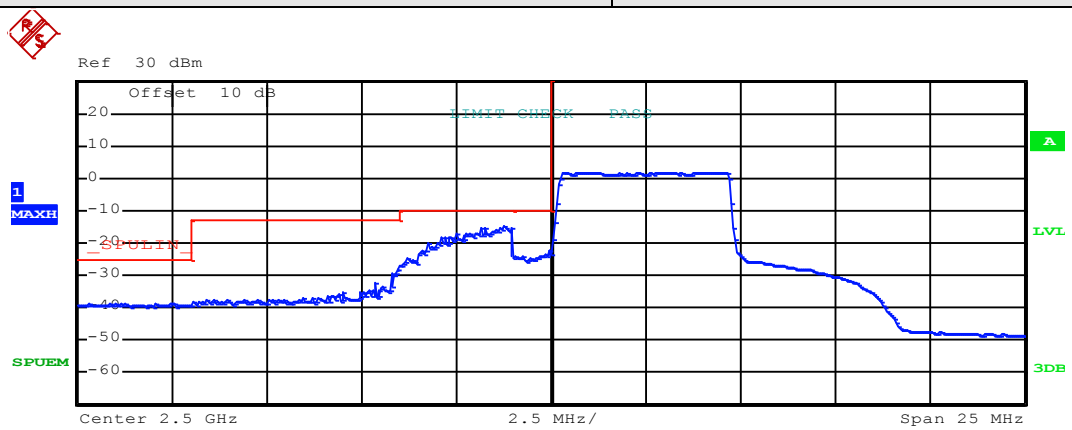

Start [Hz]	Stop [Hz]	RBW [Hz]	Freq [Hz]	PwrAbs [dBm]	Δ Limit [dB]
2.487 G	2.490 G	1.00 M	2.488323 G	-38.59	-13.59
2.490 G	2.496 G	1.00 M	2.495956 G	-28.38	-15.38
2.496 G	2.499 G	1.00 M	2.498734 G	-14.66	-4.66
2.499 G	2.500 G	100.00 k	2.499984 G	-22.51	-12.51
2.500 G	2.513 G	100.00 k	2.504335 G	1.88	-31.12

Lowest channel

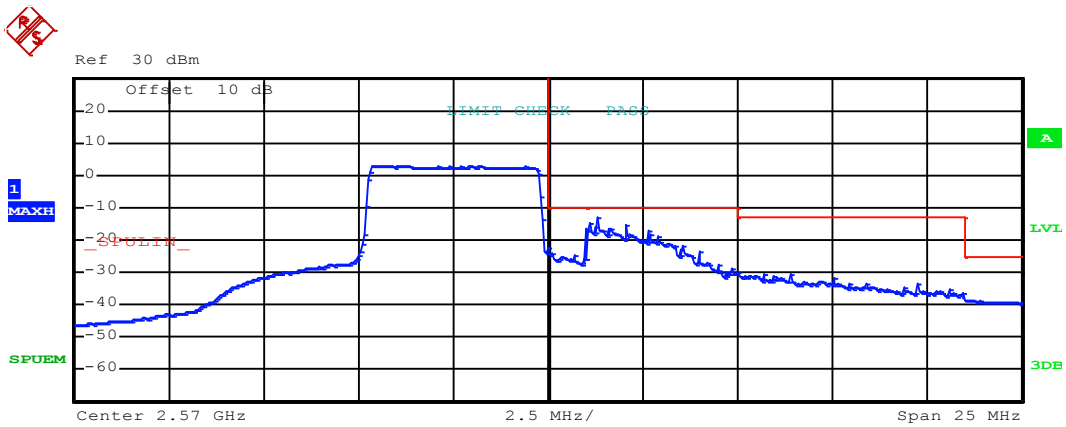

Start [Hz]	Stop [Hz]	RBW [Hz]	Freq [Hz]	PwrAbs [dBm]	Δ Limit [dB]
2.558 G	2.570 G	100.00 k	2.565363 G	2.98	-30.02
2.570 G	2.571 G	100.00 k	2.570089 G	-23.76	-13.76
2.571 G	2.575 G	1.00 M	2.571258 G	-13.25	-3.25
2.575 G	2.581 G	1.00 M	2.575145 G	-30.49	-17.49
2.581 G	2.583 G	1.00 M	2.581036 G	-38.88	-13.88

Highest channel

10MHz:

Test Mode:	LTE band 7(QPSK RB Size 1 & RB Offset 0)

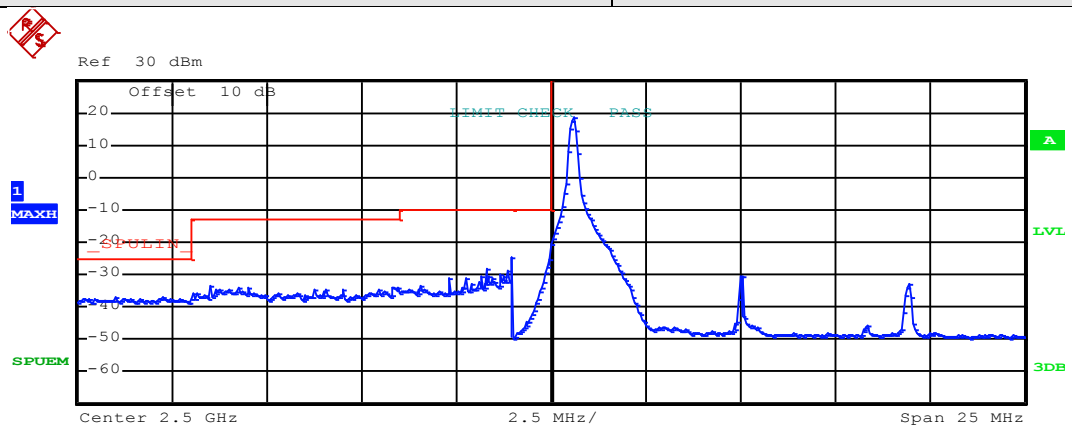

Start [Hz]	Stop [Hz]	RBW [Hz]	Freq [Hz]	PwrAbs [dBm]	Δ Limit [dB]
2.487 G	2.490 G	1.00 M	2.489756 G	-36.97	-11.97
2.490 G	2.496 G	1.00 M	2.490973 G	-33.68	-20.68
2.496 G	2.499 G	1.00 M	2.498964 G	-24.59	-14.59
2.499 G	2.500 G	30.00 k	2.499998 G	-25.16	-15.16
2.500 G	2.513 G	100.00 k	2.500600 G	18.38	-14.62

Lowest channel

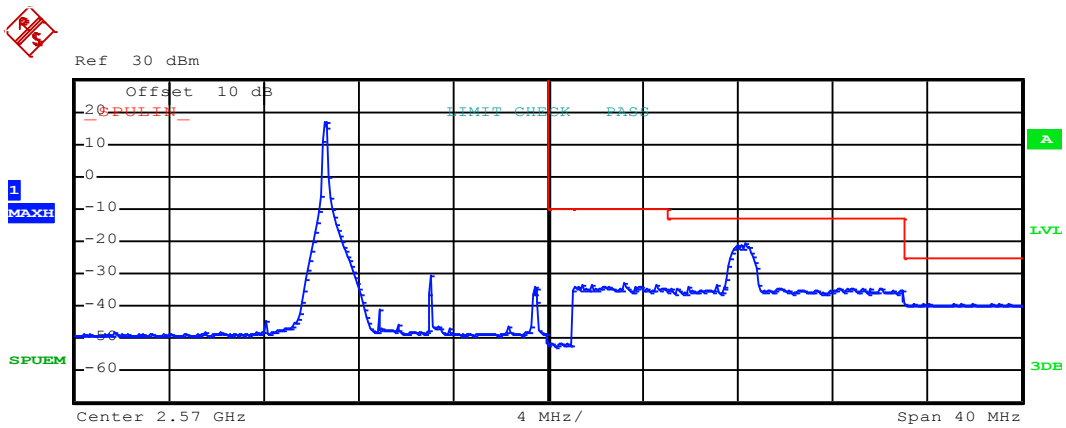

Start [Hz]	Stop [Hz]	RBW [Hz]	Freq [Hz]	PwrAbs [dBm]	Δ Limit [dB]
2.550 G	2.570 G	100.00 k	2.560600 G	16.97	-16.03
2.570 G	2.571 G	30.00 k	2.570040 G	-51.37	-41.37
2.571 G	2.575 G	1.00 M	2.573208 G	-32.92	-22.92
2.575 G	2.585 G	1.00 M	2.578340 G	-20.87	-7.87
2.585 G	2.590 G	1.00 M	2.589050 G	-39.49	-14.49

Highest channel

Test Mode:	LTE band 7(QPSK RB Size 1 & RB Offset 49)

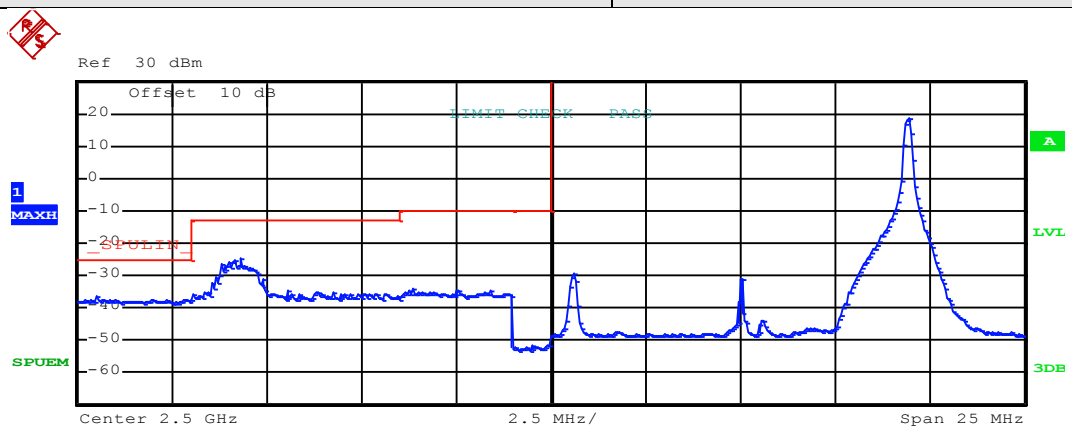

Start [Hz]	Stop [Hz]	RBW [Hz]	Freq [Hz]	PwrAbs [dBm]	Δ Limit [dB]
2.487 G	2.490 G	1.00 M	2.488004 G	-36.53	-11.53
2.490 G	2.496 G	1.00 M	2.491787 G	-24.42	-11.42
2.496 G	2.499 G	1.00 M	2.496330 G	-34.26	-24.26
2.499 G	2.500 G	30.00 k	2.499906 G	-51.40	-41.40
2.500 G	2.513 G	100.00 k	2.509425 G	18.51	-14.49

Lowest channel

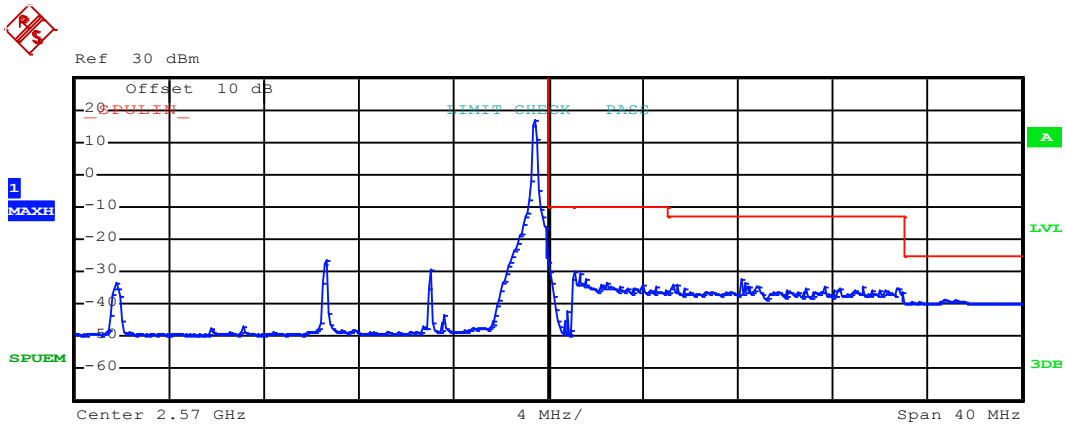

Start [Hz]	Stop [Hz]	RBW [Hz]	Freq [Hz]	PwrAbs [dBm]	Δ Limit [dB]
2.550 G	2.570 G	100.00 k	2.569440 G	17.03	-15.97
2.570 G	2.571 G	30.00 k	2.570012 G	-26.69	-16.69
2.571 G	2.575 G	1.00 M	2.571136 G	-29.77	-19.77
2.575 G	2.585 G	1.00 M	2.578120 G	-32.44	-19.44
2.585 G	2.590 G	1.00 M	2.586750 G	-38.72	-13.72

Highest channel

Test Mode:	LTE band 7(QPSK RB Size 25 & RB Offset 0)

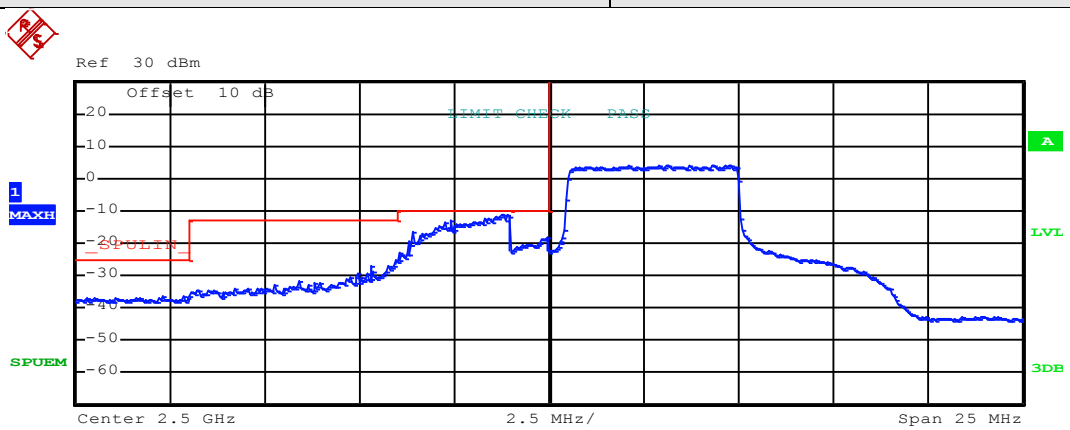

Start [Hz]	Stop [Hz]	RBW [Hz]	Freq [Hz]	PwrAbs [dBm]	Δ Limit [dB]
2.487 G	2.490 G	1.00 M	2.490350 G	-36.53	-11.53
2.490 G	2.496 G	1.00 M	2.495989 G	-25.42	-12.42
2.496 G	2.499 G	1.00 M	2.498766 G	-11.05	-1.05
2.499 G	2.500 G	100.00 k	2.499998 G	-18.39	-8.39
2.500 G	2.513 G	100.00 k	2.503125 G	3.99	-29.01

Lowest channel

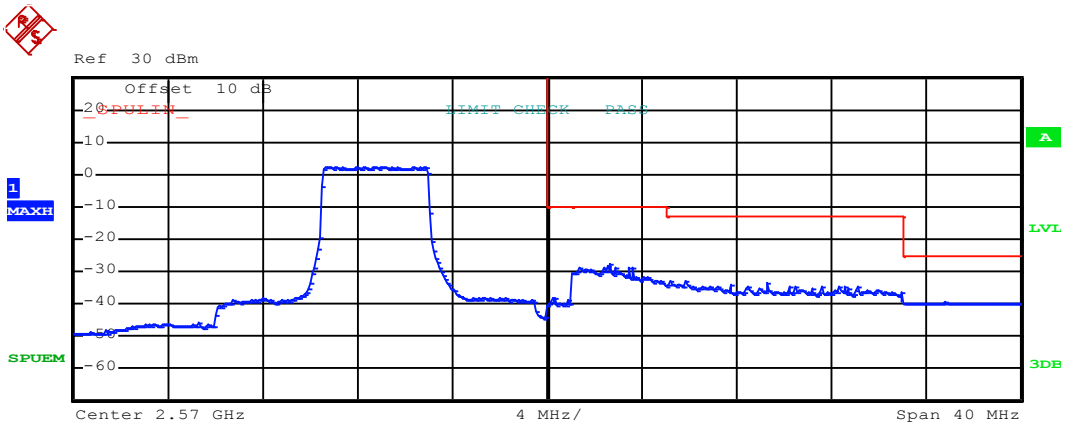

Start [Hz]	Stop [Hz]	RBW [Hz]	Freq [Hz]	PwrAbs [dBm]	Δ Limit [dB]
2.550 G	2.570 G	100.00 k	2.562280 G	2.32	-30.68
2.570 G	2.571 G	100.00 k	2.570322 G	-38.31	-28.31
2.571 G	2.575 G	1.00 M	2.572600 G	-27.34	-17.34
2.575 G	2.585 G	1.00 M	2.575220 G	-32.76	-19.76
2.585 G	2.590 G	1.00 M	2.586780 G	-39.54	-14.54

Highest channel

Test Mode:	LTE band 7(QPSK RB Size 25 & RB Offset 24)

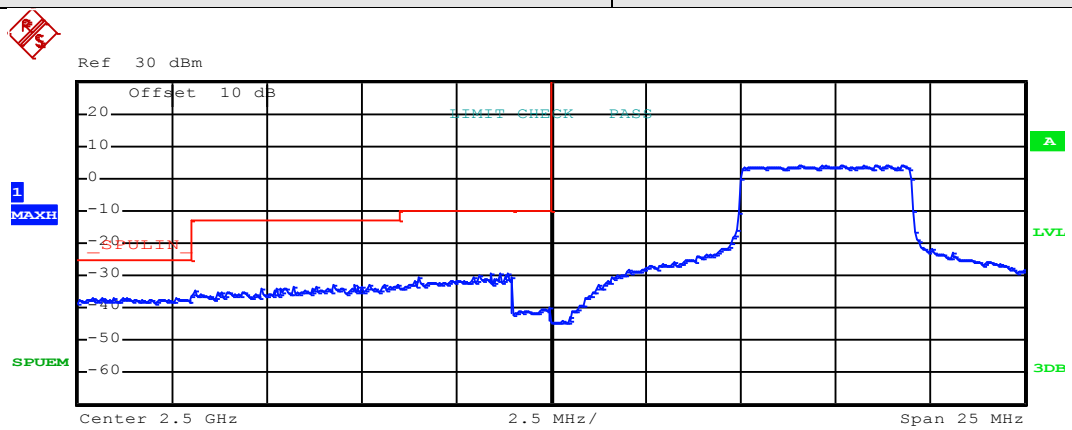

Start [Hz]	Stop [Hz]	RBW [Hz]	Freq [Hz]	PwrAbs [dBm]	Δ Limit [dB]
2.487 G	2.490 G	1.00 M	2.490080 G	-36.70	-11.70
2.490 G	2.496 G	1.00 M	2.495175 G	-32.74	-19.74
2.496 G	2.499 G	1.00 M	2.498394 G	-29.07	-19.07
2.499 G	2.500 G	100.00 k	2.499958 G	-39.62	-29.62
2.500 G	2.513 G	100.00 k	2.507675 G	4.20	-28.80

Lowest channel

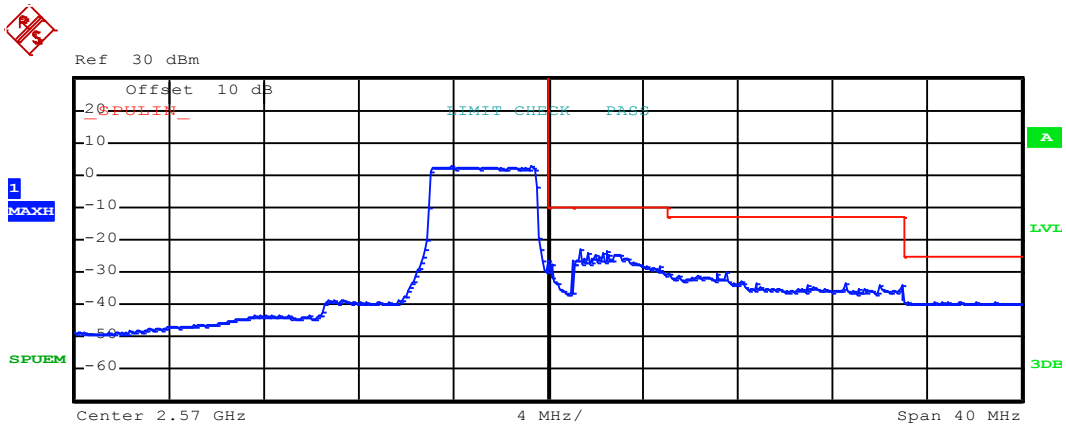

Start [Hz]	Stop [Hz]	RBW [Hz]	Freq [Hz]	PwrAbs [dBm]	Δ Limit [dB]
2.550 G	2.570 G	100.00 k	2.565880 G	2.73	-30.27
2.570 G	2.571 G	100.00 k	2.570002 G	-26.15	-16.15
2.571 G	2.575 G	1.00 M	2.571344 G	-22.76	-12.76
2.575 G	2.585 G	1.00 M	2.577480 G	-30.06	-17.06
2.585 G	2.590 G	1.00 M	2.587400 G	-39.40	-14.40

Highest channel

Test Mode:	LTE band 7(QPSK RB Size 50 & RB Offset 0)

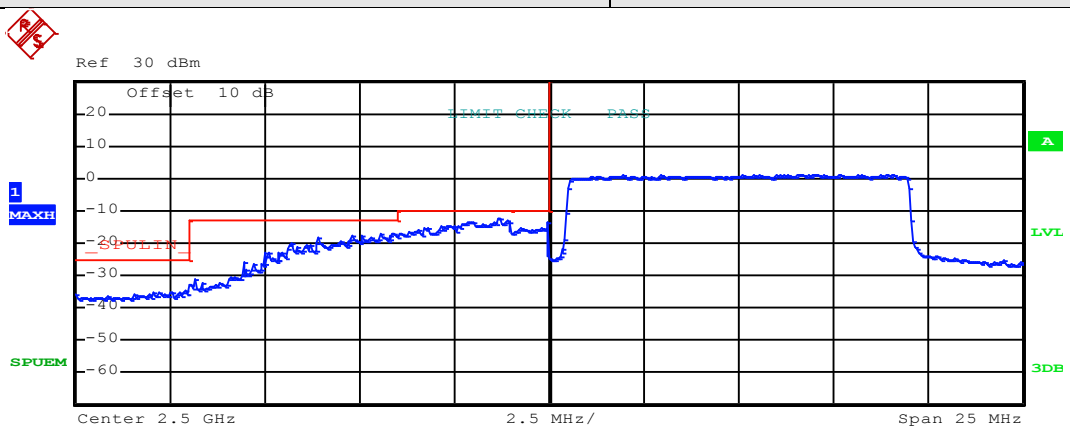

Start [Hz]	Stop [Hz]	RBW [Hz]	Freq [Hz]	PwrAbs [dBm]	ΔLimit [dB]
2.487 G	2.490 G	1.00 M	2.490386 G	-34.54	-9.54
2.490 G	2.496 G	1.00 M	2.495890 G	-16.97	-3.97
2.496 G	2.499 G	1.00 M	2.498664 G	-12.43	-2.43
2.499 G	2.500 G	300.00 k	2.499934 G	-13.66	-3.66
2.500 G	2.513 G	100.00 k	2.506650 G	1.34	-31.66

Lowest channel

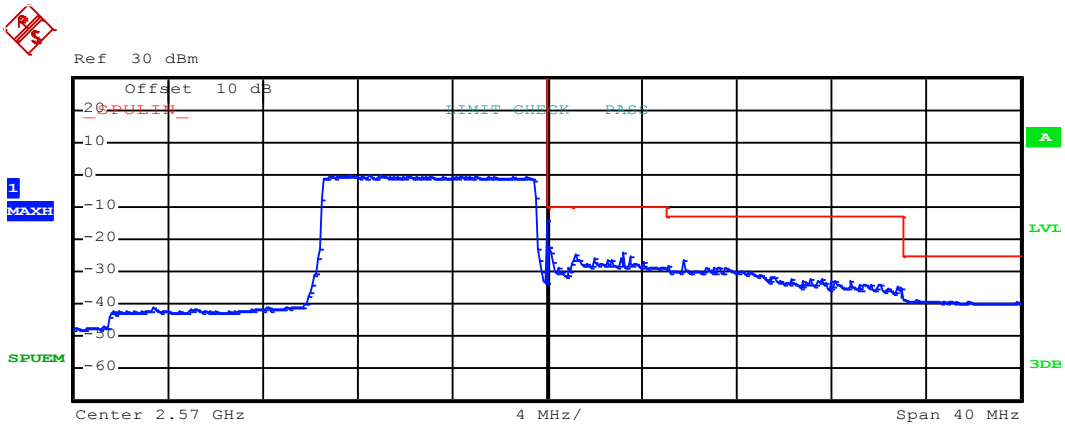

Start [Hz]	Stop [Hz]	RBW [Hz]	Freq [Hz]	PwrAbs [dBm]	ΔLimit [dB]
2.550 G	2.570 G	100.00 k	2.562480 G	0.04	-32.96
2.570 G	2.571 G	300.00 k	2.570002 G	-14.23	-4.23
2.571 G	2.575 G	1.00 M	2.573208 G	-24.35	-14.35
2.575 G	2.585 G	1.00 M	2.575760 G	-26.39	-13.39
2.585 G	2.590 G	1.00 M	2.585100 G	-38.79	-13.79

Highest channel

Test Mode:	LTE band 7(16QAM RB Size 1 & RB Offset 0)

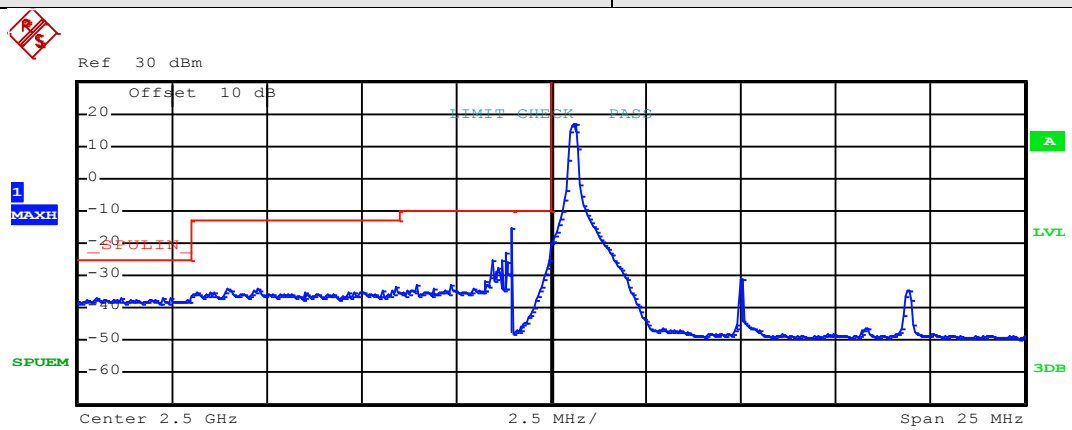

Start [Hz]	Stop [Hz]	RBW [Hz]	Freq [Hz]	PwrAbs [dBm]	Δ Limit [dB]
2.487 G	2.490 G	1.00 M	2.487986 G	-36.95	-11.95
2.490 G	2.496 G	1.00 M	2.495901 G	-33.43	-20.43
2.496 G	2.499 G	1.00 M	2.498994 G	-15.08	-5.08
2.499 G	2.500 G	30.00 k	2.499998 G	-25.48	-15.48
2.500 G	2.513 G	100.00 k	2.500600 G	16.68	-16.32

Lowest channel

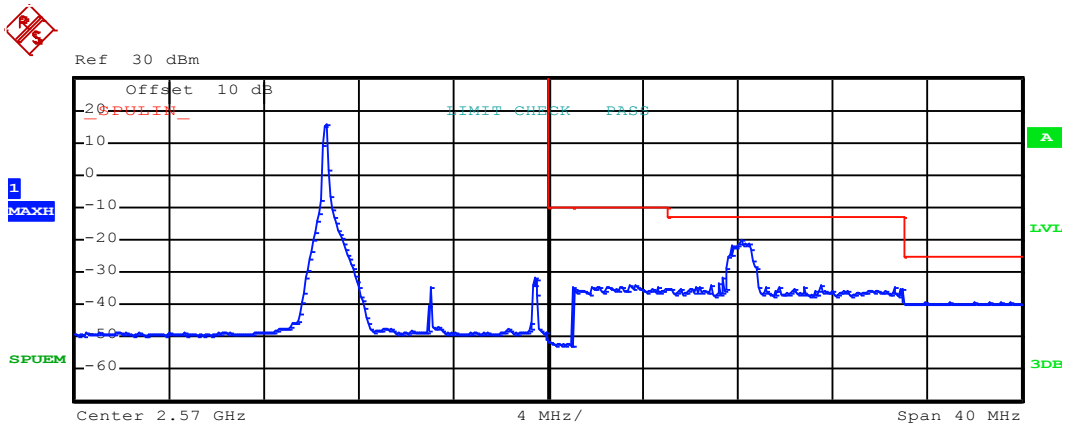

Start [Hz]	Stop [Hz]	RBW [Hz]	Freq [Hz]	PwrAbs [dBm]	Δ Limit [dB]
2.550 G	2.570 G	100.00 k	2.560640 G	15.77	-17.23
2.570 G	2.571 G	30.00 k	2.570022 G	-51.43	-41.43
2.571 G	2.575 G	1.00 M	2.573456 G	-34.04	-24.04
2.575 G	2.585 G	1.00 M	2.578140 G	-20.25	-7.25
2.585 G	2.590 G	1.00 M	2.586950 G	-39.38	-14.38

Highest channel

Test Mode:	LTE band 7(16QAM RB Size 1 & RB Offset 49)

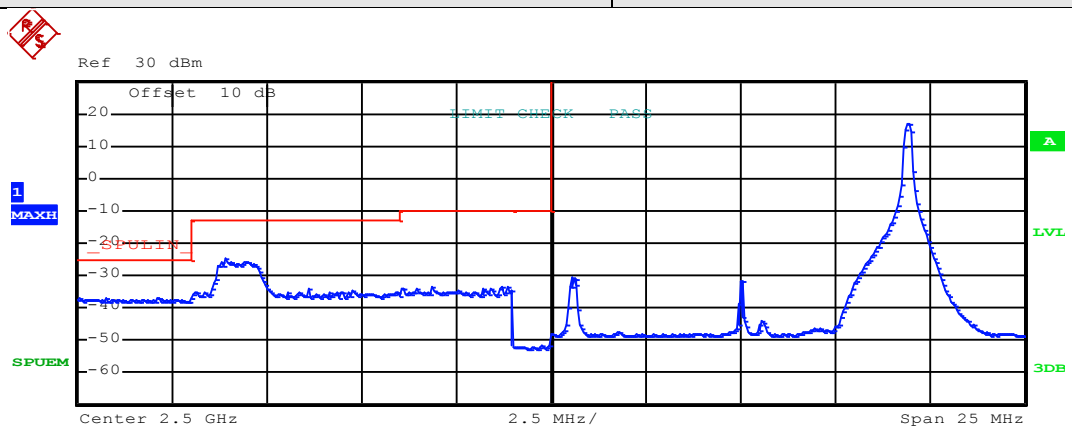

Start [Hz]	Stop [Hz]	RBW [Hz]	Freq [Hz]	PwrAbs [dBm]	ΔLimit [dB]
2.487 G	2.490 G	1.00 M	2.489654 G	-36.97	-11.97
2.490 G	2.496 G	1.00 M	2.491413 G	-24.90	-11.90
2.496 G	2.499 G	1.00 M	2.496864 G	-33.50	-23.50
2.499 G	2.500 G	30.00 k	2.499980 G	-51.46	-41.46
2.500 G	2.513 G	100.00 k	2.509425 G	16.98	-16.02

Lowest channel

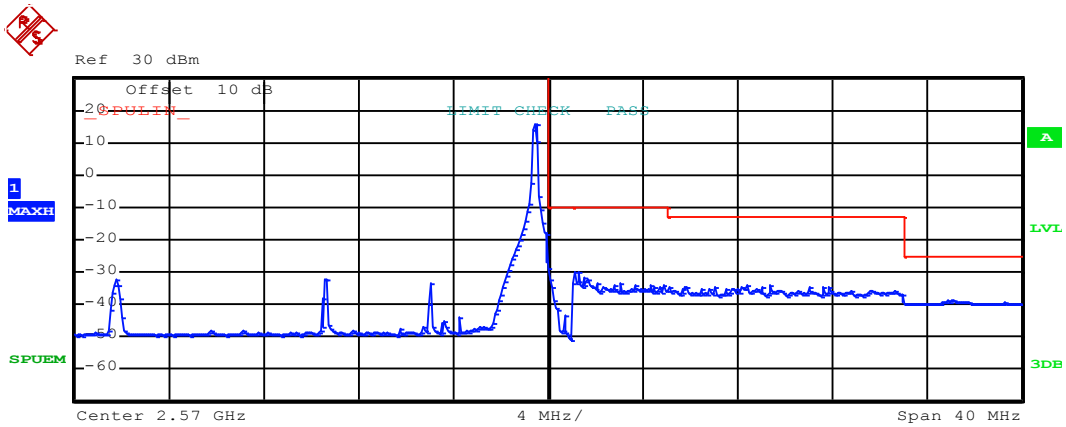

Start [Hz]	Stop [Hz]	RBW [Hz]	Freq [Hz]	PwrAbs [dBm]	ΔLimit [dB]
2.550 G	2.570 G	100.00 k	2.569440 G	15.92	-17.08
2.570 G	2.571 G	30.00 k	2.570002 G	-27.65	-17.65
2.571 G	2.575 G	1.00 M	2.571240 G	-30.00	-20.00
2.575 G	2.585 G	1.00 M	2.579320 G	-34.09	-21.09
2.585 G	2.590 G	1.00 M	2.587030 G	-38.52	-13.52

Highest channel

Test Mode:	LTE band 7(16QAM RB Size 25 & RB Offset 0)

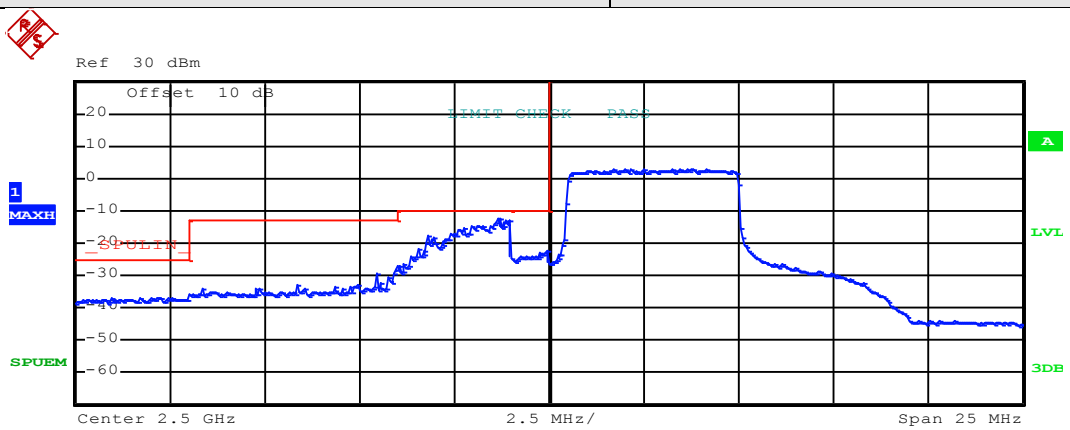

Start [Hz]	Stop [Hz]	RBW [Hz]	Freq [Hz]	PwrAbs [dBm]	ΔLimit [dB]
2.487 G	2.490 G	1.00 M	2.488460 G	-36.69	-11.69
2.490 G	2.496 G	1.00 M	2.495439 G	-29.07	-16.07
2.496 G	2.499 G	1.00 M	2.498634 G	-12.22	-2.22
2.499 G	2.500 G	100.00 k	2.499930 G	-22.59	-12.59
2.500 G	2.513 G	100.00 k	2.501700 G	2.90	-30.10

Lowest channel

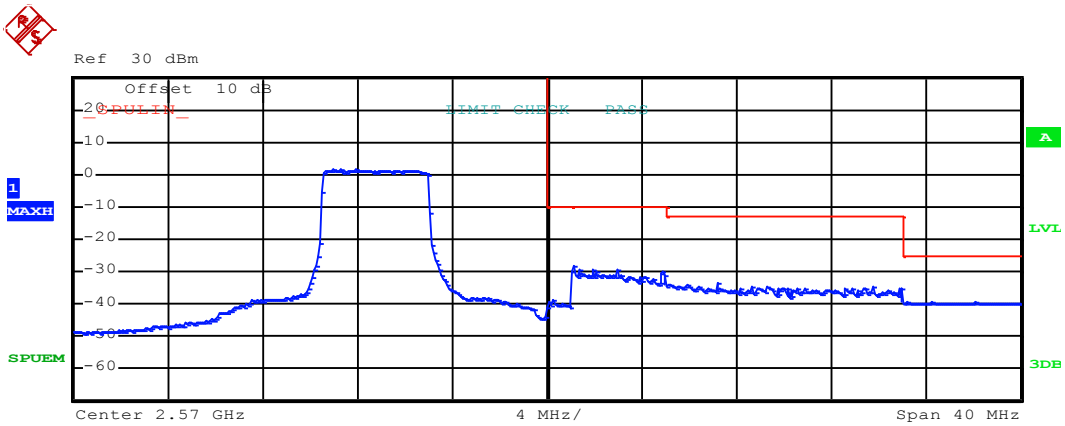

Start [Hz]	Stop [Hz]	RBW [Hz]	Freq [Hz]	PwrAbs [dBm]	ΔLimit [dB]
2.550 G	2.570 G	100.00 k	2.560920 G	1.62	-31.38
2.570 G	2.571 G	100.00 k	2.570200 G	-38.71	-28.71
2.571 G	2.575 G	1.00 M	2.571088 G	-28.41	-18.41
2.575 G	2.585 G	1.00 M	2.577180 G	-33.59	-20.59
2.585 G	2.590 G	1.00 M	2.585200 G	-39.36	-14.36

Highest channel

Test Mode:	LTE band 7(16QAM RB Size 25 & RB Offset 24)

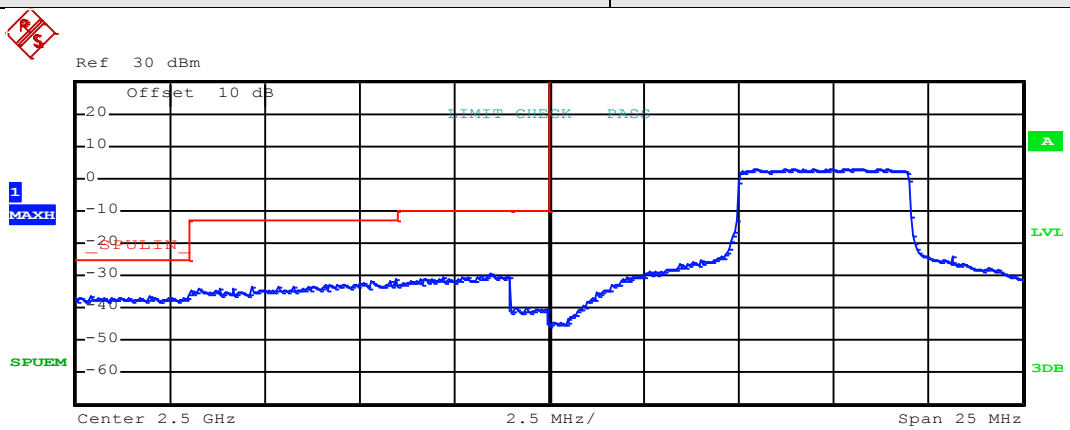

Start [Hz]	Stop [Hz]	RBW [Hz]	Freq [Hz]	PwrAbs [dBm]	ΔLimit [dB]
2.487 G	2.490 G	1.00 M	2.487872 G	-36.42	-11.42
2.490 G	2.496 G	1.00 M	2.495945 G	-30.95	-17.95
2.496 G	2.499 G	1.00 M	2.498460 G	-29.53	-19.53
2.499 G	2.500 G	100.00 k	2.499120 G	-39.79	-29.79
2.500 G	2.513 G	100.00 k	2.508250 G	3.06	-29.94

Lowest channel

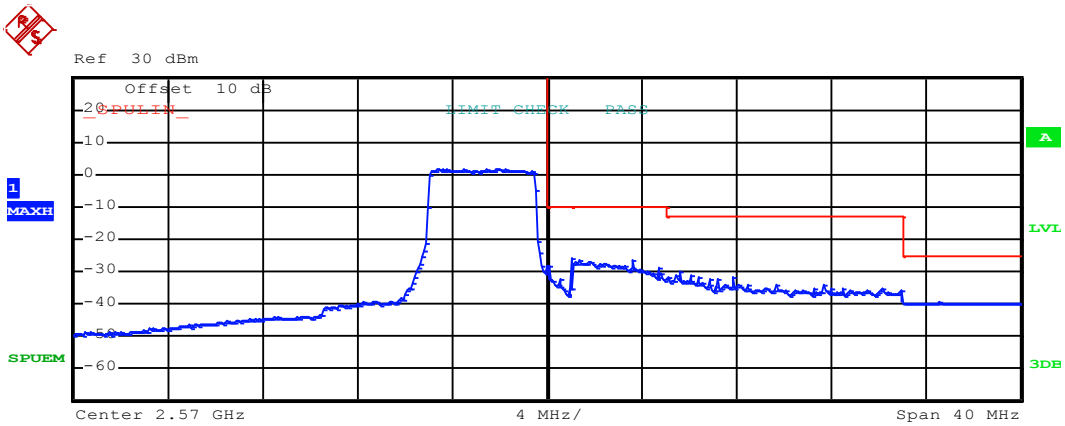

Start [Hz]	Stop [Hz]	RBW [Hz]	Freq [Hz]	PwrAbs [dBm]	ΔLimit [dB]
2.550 G	2.570 G	100.00 k	2.567440 G	1.53	-31.47
2.570 G	2.571 G	100.00 k	2.570014 G	-27.94	-17.94
2.571 G	2.575 G	1.00 M	2.571000 G	-25.90	-15.90
2.575 G	2.585 G	1.00 M	2.575620 G	-30.19	-17.19
2.585 G	2.590 G	1.00 M	2.586590 G	-39.56	-14.56

Highest channel

Test Mode:	LTE band 7(16QAM RB Size 50 & RB Offset 0)

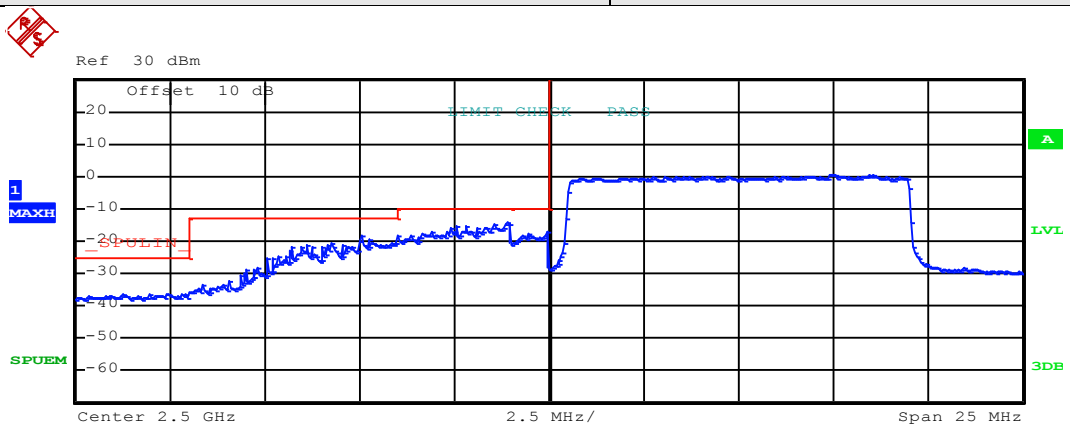

Start [Hz]	Stop [Hz]	RBW [Hz]	Freq [Hz]	PwrAbs [dBm]	ΔLimit [dB]
2.487 G	2.490 G	1.00 M	2.490416 G	-36.34	-11.34
2.490 G	2.496 G	1.00 M	2.495043 G	-18.39	-5.39
2.496 G	2.499 G	1.00 M	2.498874 G	-14.24	-4.24
2.499 G	2.500 G	300.00 k	2.499996 G	-17.12	-7.12
2.500 G	2.513 G	100.00 k	2.507475 G	0.60	-32.40

Lowest channel

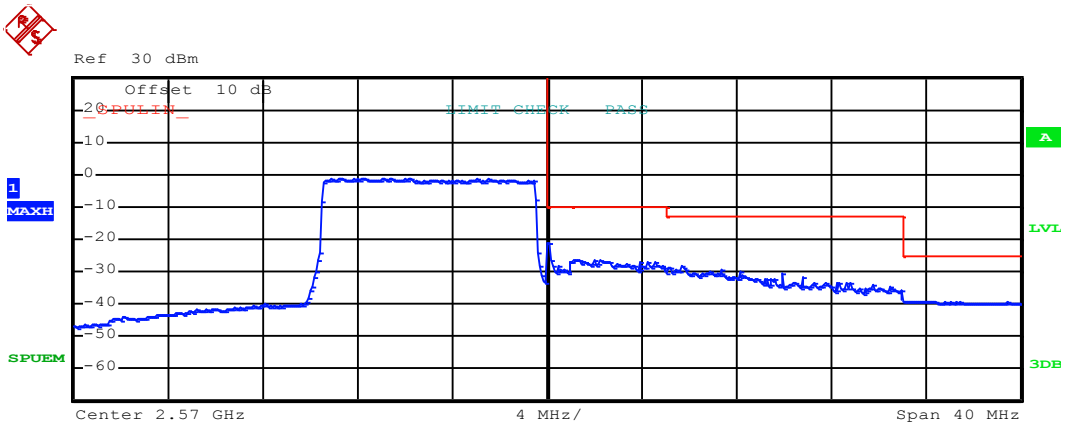

Start [Hz]	Stop [Hz]	RBW [Hz]	Freq [Hz]	PwrAbs [dBm]	ΔLimit [dB]
2.550 G	2.570 G	100.00 k	2.563080 G	-1.19	-34.19
2.570 G	2.571 G	300.00 k	2.570050 G	-20.90	-10.90
2.571 G	2.575 G	1.00 M	2.572240 G	-26.14	-16.14
2.575 G	2.585 G	1.00 M	2.575700 G	-27.97	-14.97
2.585 G	2.590 G	1.00 M	2.585590 G	-39.13	-14.13

Highest channel

15MHz:

Test Mode:	LTE band 7(QPSK RB Size 1 & RB Offset 0)

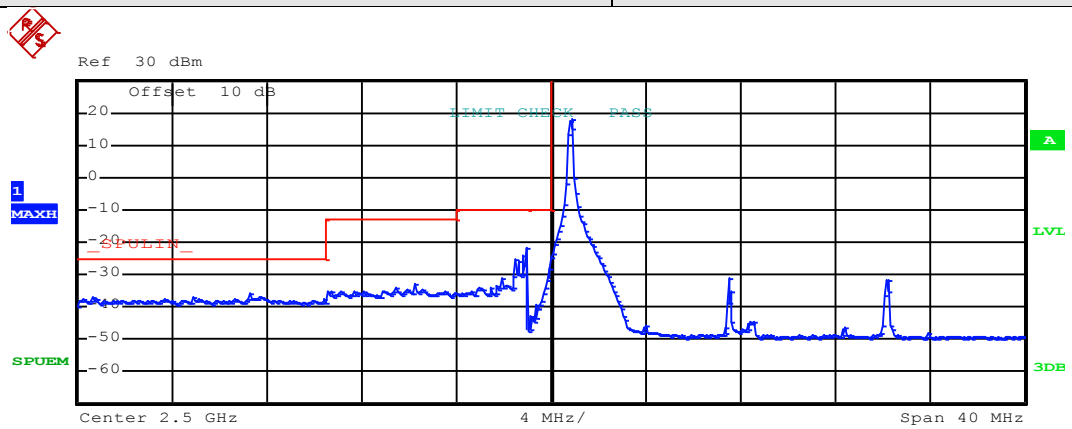

Start [Hz]	Stop [Hz]	RBW [Hz]	Freq [Hz]	PwrAbs [dBm]	Δ Limit [dB]
2.480 G	2.490 G	1.00 M	2.487266 G	-35.75	-10.75
2.490 G	2.496 G	1.00 M	2.494240 G	-32.86	-19.86
2.496 G	2.499 G	1.00 M	2.498988 G	-21.57	-11.57
2.499 G	2.500 G	30.00 k	2.499986 G	-29.40	-19.40
2.500 G	2.520 G	100.00 k	2.500840 G	17.93	-15.07

Lowest channel

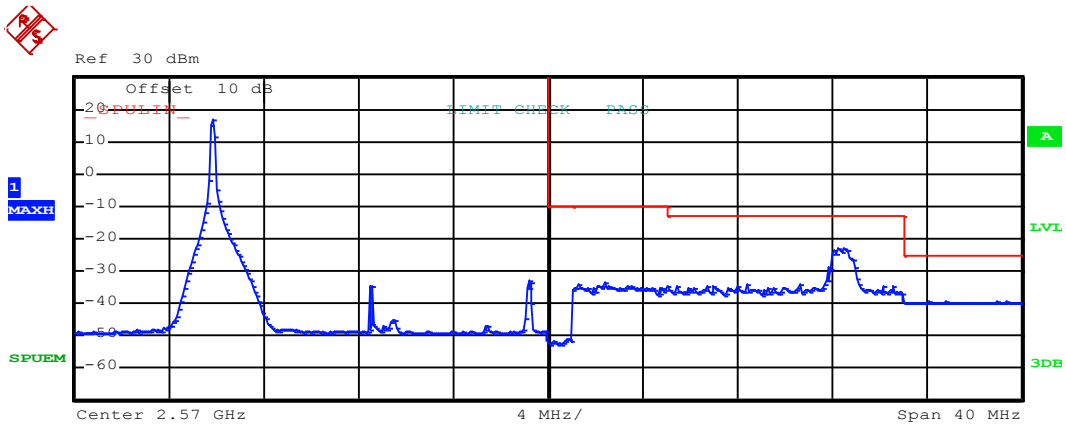

Start [Hz]	Stop [Hz]	RBW [Hz]	Freq [Hz]	PwrAbs [dBm]	Δ Limit [dB]
2.550 G	2.570 G	100.00 k	2.555840 G	16.74	-16.26
2.570 G	2.571 G	30.00 k	2.570904 G	-50.86	-40.86
2.571 G	2.575 G	1.00 M	2.572376 G	-33.28	-23.28
2.575 G	2.585 G	1.00 M	2.582480 G	-23.10	-10.10
2.585 G	2.590 G	1.00 M	2.586100 G	-39.53	-14.53

Highest channel

Test Mode:	LTE band 7(QPSK RB Size 1 & RB Offset 74)

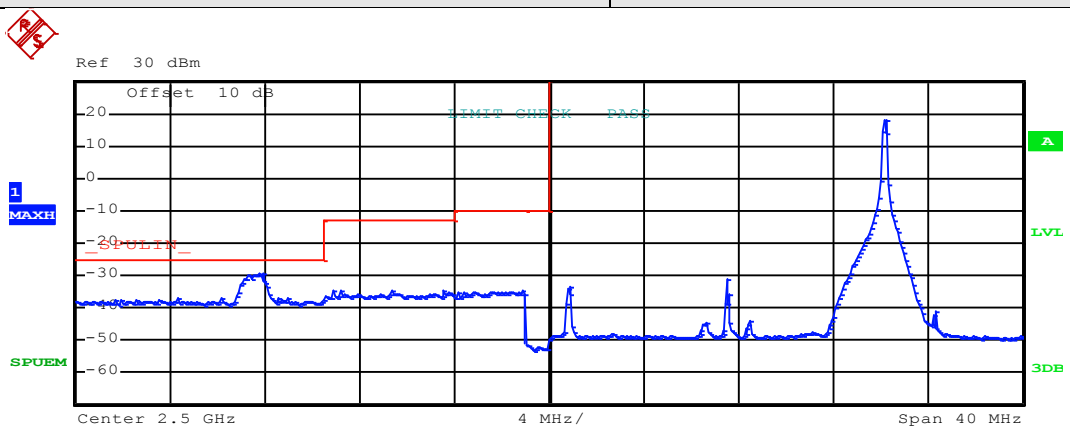

Start [Hz]	Stop [Hz]	RBW [Hz]	Freq [Hz]	PwrAbs [dBm]	ΔLimit [dB]
2.480 G	2.490 G	1.00 M	2.487728 G	-29.34	-4.34
2.490 G	2.496 G	1.00 M	2.491204 G	-34.42	-21.42
2.496 G	2.499 G	1.00 M	2.498880 G	-34.83	-24.83
2.499 G	2.500 G	30.00 k	2.499100 G	-51.62	-41.62
2.500 G	2.520 G	100.00 k	2.514160 G	18.15	-14.85

Lowest channel

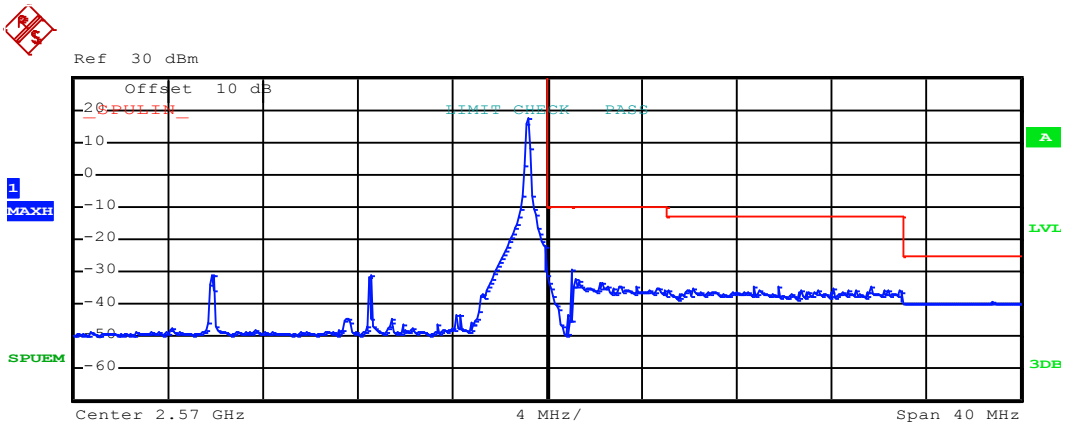

Start [Hz]	Stop [Hz]	RBW [Hz]	Freq [Hz]	PwrAbs [dBm]	ΔLimit [dB]
2.550 G	2.570 G	100.00 k	2.569200 G	17.15	-15.85
2.570 G	2.571 G	30.00 k	2.570004 G	-30.62	-20.62
2.571 G	2.575 G	1.00 M	2.571040 G	-29.41	-19.41
2.575 G	2.585 G	1.00 M	2.578680 G	-34.49	-21.49
2.585 G	2.590 G	1.00 M	2.588760 G	-39.56	-14.56

Highest channel

Test Mode:	LTE band 7(QPSK RB Size 36 & RB Offset 0)

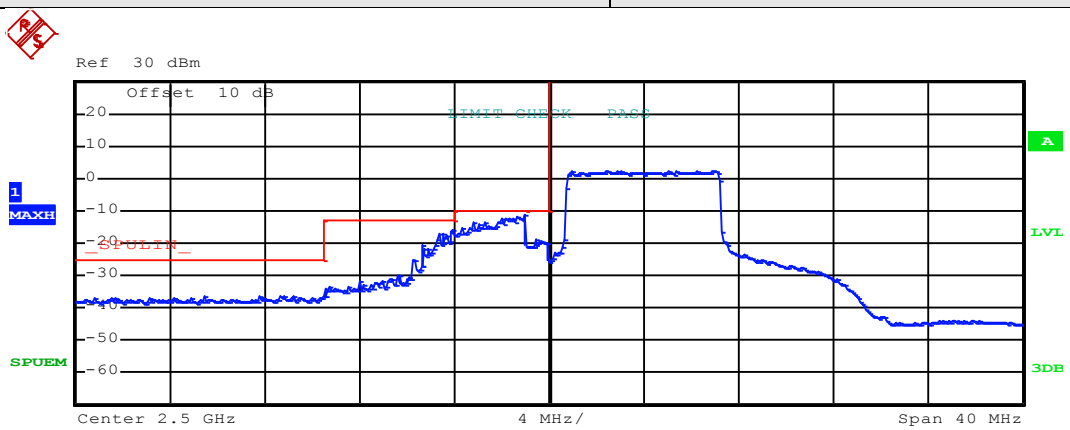

Start [Hz]	Stop [Hz]	RBW [Hz]	Freq [Hz]	PwrAbs [dBm]	ΔLimit [dB]
2.480 G	2.490 G	1.00 M	2.485439 G	-36.57	-11.57
2.490 G	2.496 G	1.00 M	2.495879 G	-15.94	-2.94
2.496 G	2.499 G	1.00 M	2.498970 G	-11.30	-1.30
2.499 G	2.500 G	100.00 k	2.499474 G	-18.86	-8.86
2.500 G	2.520 G	100.00 k	2.505000 G	2.34	-30.66

Lowest channel

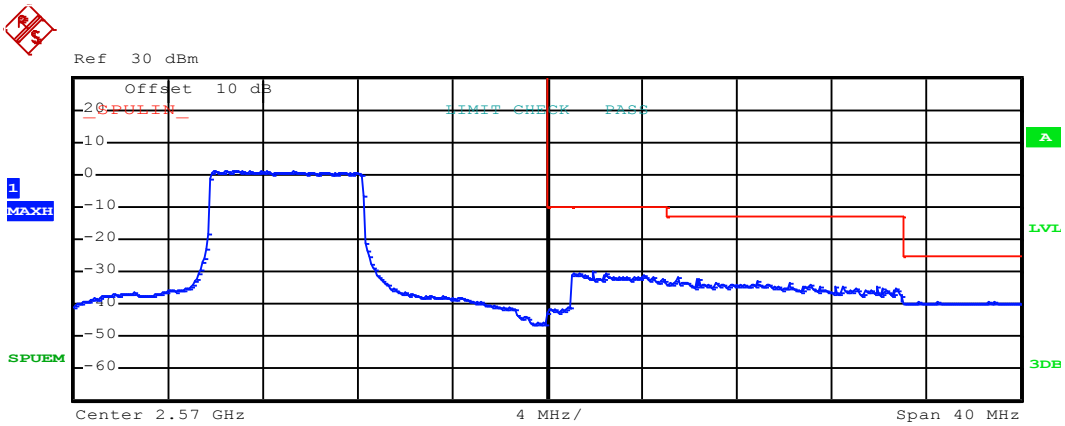

Start [Hz]	Stop [Hz]	RBW [Hz]	Freq [Hz]	PwrAbs [dBm]	ΔLimit [dB]
2.550 G	2.570 G	100.00 k	2.555960 G	1.22	-31.78
2.570 G	2.571 G	100.00 k	2.570900 G	-40.90	-30.90
2.571 G	2.575 G	1.00 M	2.571904 G	-29.92	-19.92
2.575 G	2.585 G	1.00 M	2.575520 G	-31.82	-18.82
2.585 G	2.590 G	1.00 M	2.586440 G	-39.47	-14.47

Highest channel

Test Mode:	LTE band 7(QPSK RB Size 36 & RB Offset 37)

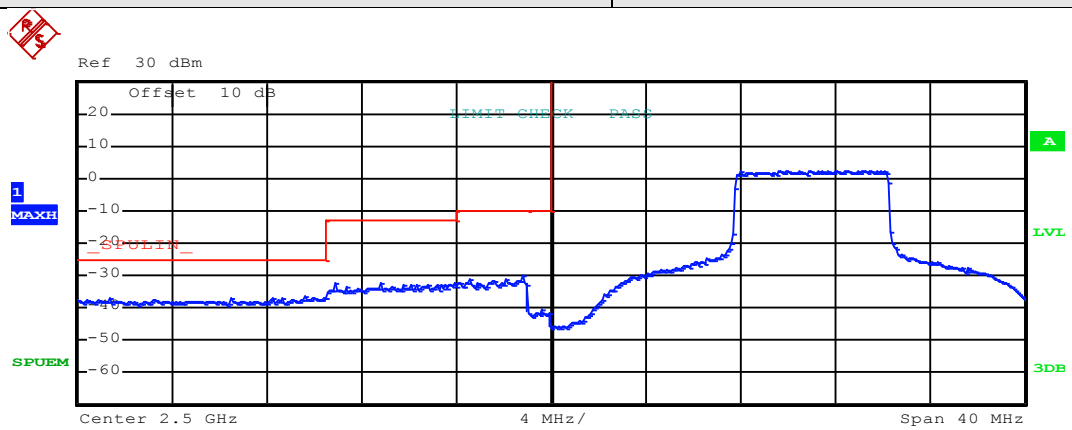

Start [Hz]	Stop [Hz]	RBW [Hz]	Freq [Hz]	PwrAbs [dBm]	ΔLimit [dB]
2.480 G	2.490 G	1.00 M	2.489576 G	-36.62	-11.62
2.490 G	2.496 G	1.00 M	2.490852 G	-32.24	-19.24
2.496 G	2.499 G	1.00 M	2.498826 G	-29.82	-19.82
2.499 G	2.500 G	100.00 k	2.499614 G	-40.68	-30.68
2.500 G	2.520 G	100.00 k	2.512080 G	2.39	-30.61

Lowest channel

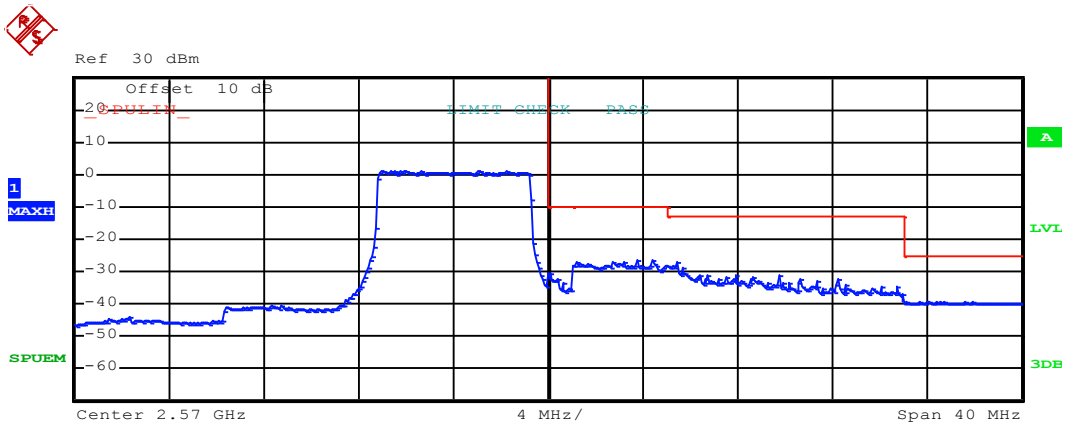

Start [Hz]	Stop [Hz]	RBW [Hz]	Freq [Hz]	PwrAbs [dBm]	ΔLimit [dB]
2.550 G	2.570 G	100.00 k	2.563000 G	1.14	-31.86
2.570 G	2.571 G	100.00 k	2.570010 G	-30.49	-20.49
2.571 G	2.575 G	1.00 M	2.574408 G	-26.51	-16.51
2.575 G	2.585 G	1.00 M	2.575400 G	-27.04	-14.04
2.585 G	2.590 G	1.00 M	2.587910 G	-39.48	-14.48

Highest channel

Test Mode:	LTE band 7(QPSK RB Size 75 & RB Offset 0)

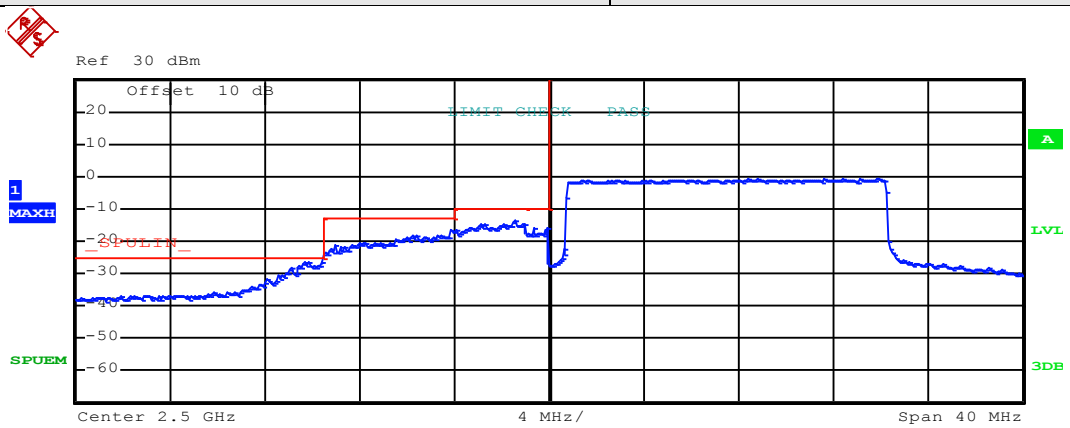

Start [Hz]	Stop [Hz]	RBW [Hz]	Freq [Hz]	PwrAbs [dBm]	ΔLimit [dB]
2.480 G	2.490 G	1.00 M	2.489639 G	-26.55	-1.55
2.490 G	2.496 G	1.00 M	2.495791 G	-16.45	-3.45
2.496 G	2.499 G	1.00 M	2.498550 G	-13.82	-3.82
2.499 G	2.500 G	300.00 k	2.499372 G	-15.82	-5.82
2.500 G	2.520 G	100.00 k	2.508400 G	-0.49	-33.49

Lowest channel

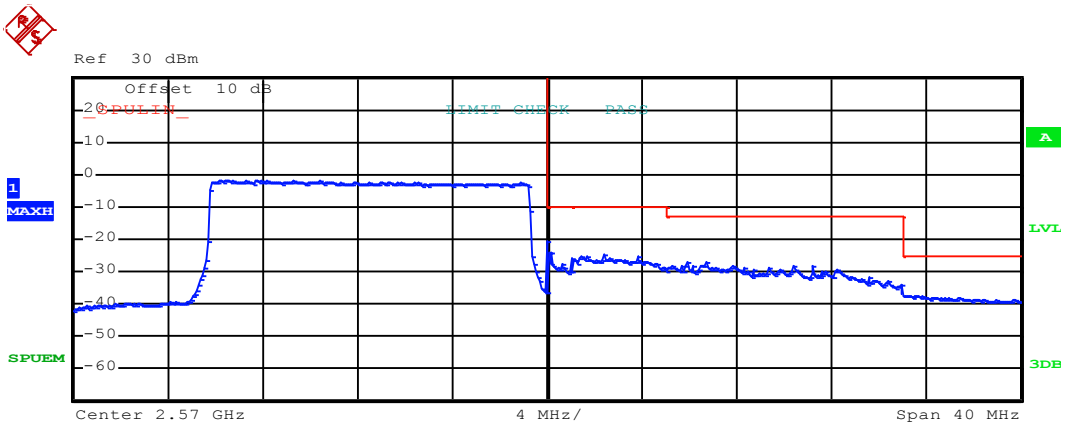

Start [Hz]	Stop [Hz]	RBW [Hz]	Freq [Hz]	PwrAbs [dBm]	ΔLimit [dB]
2.550 G	2.570 G	100.00 k	2.556480 G	-1.59	-34.59
2.570 G	2.571 G	300.00 k	2.570006 G	-20.47	-10.47
2.571 G	2.575 G	1.00 M	2.572360 G	-24.77	-14.77
2.575 G	2.585 G	1.00 M	2.575920 G	-26.95	-13.95
2.585 G	2.590 G	1.00 M	2.585050 G	-37.37	-12.37

Highest channel

Test Mode:	LTE band 7(16QAM RB Size 1 & RB Offset 0)

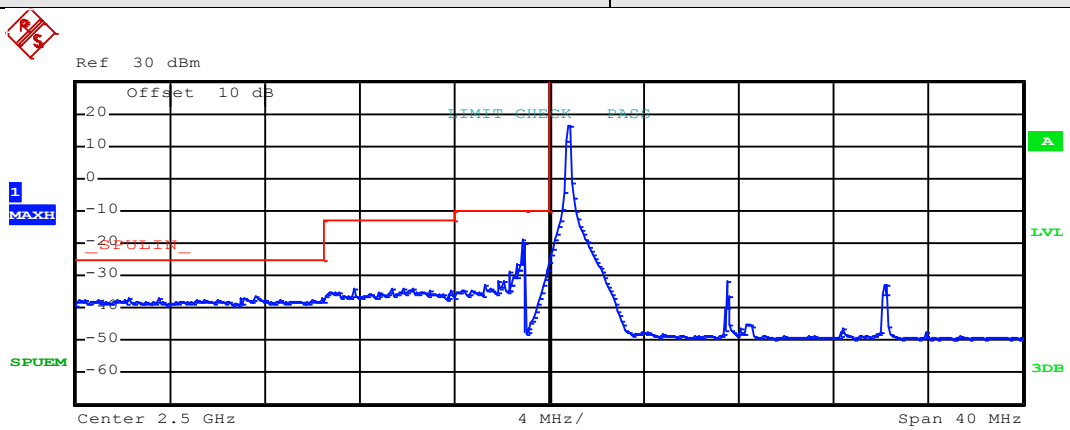

Start [Hz]	Stop [Hz]	RBW [Hz]	Freq [Hz]	PwrAbs [dBm]	ΔLimit [dB]
2.480 G	2.490 G	1.00 M	2.487602 G	-36.64	-11.64
2.490 G	2.496 G	1.00 M	2.493316 G	-34.14	-21.14
2.496 G	2.499 G	1.00 M	2.498904 G	-18.89	-8.89
2.499 G	2.500 G	30.00 k	2.499994 G	-28.11	-18.11
2.500 G	2.520 G	100.00 k	2.500800 G	16.51	-16.49

Lowest channel

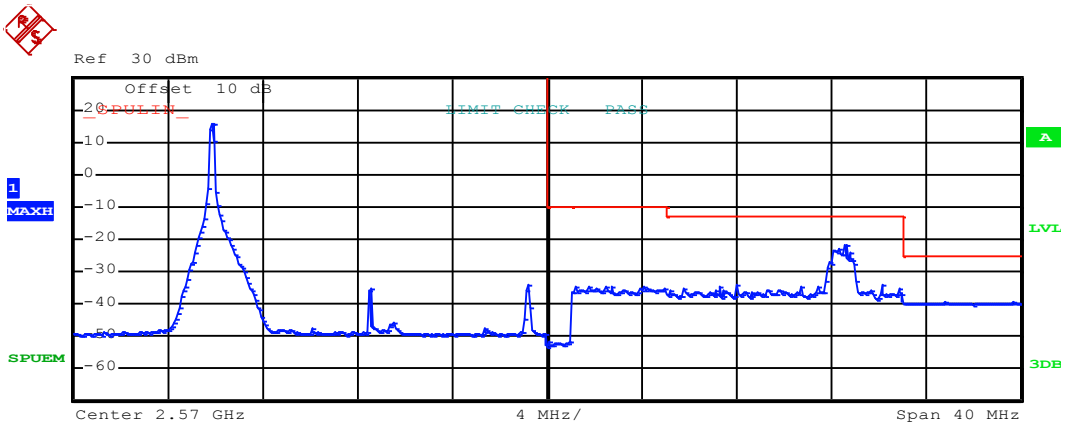

Start [Hz]	Stop [Hz]	RBW [Hz]	Freq [Hz]	PwrAbs [dBm]	ΔLimit [dB]
2.550 G	2.570 G	100.00 k	2.555800 G	15.55	-17.45
2.570 G	2.571 G	30.00 k	2.570068 G	-51.79	-41.79
2.571 G	2.575 G	1.00 M	2.571168 G	-34.64	-24.64
2.575 G	2.585 G	1.00 M	2.582640 G	-21.87	-8.87
2.585 G	2.590 G	1.00 M	2.589650 G	-39.48	-14.48

Highest channel

Test Mode:	LTE band 7(16QAM RB Size 1 & RB Offset 74)

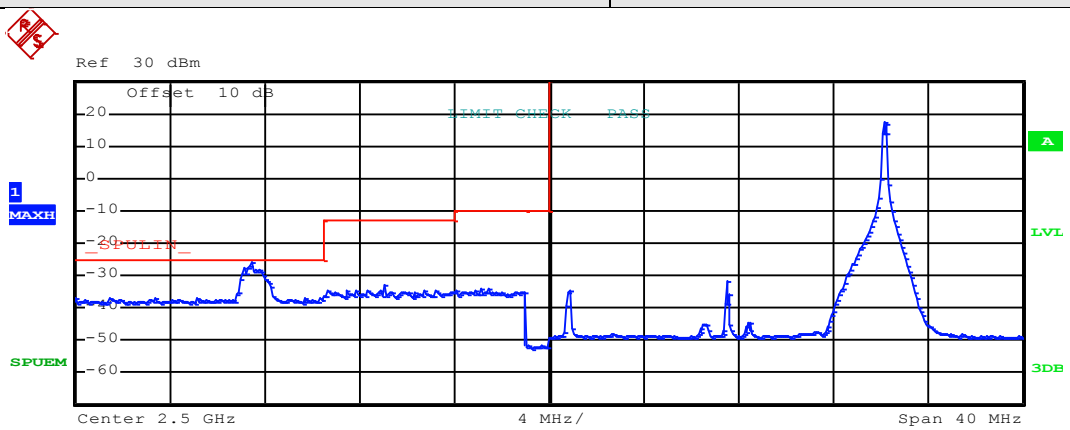

Start [Hz]	Stop [Hz]	RBW [Hz]	Freq [Hz]	PwrAbs [dBm]	ΔLimit [dB]
2.480 G	2.490 G	1.00 M	2.487413 G	-25.89	-0.89
2.490 G	2.496 G	1.00 M	2.493008 G	-32.58	-19.58
2.496 G	2.499 G	1.00 M	2.497104 G	-33.81	-23.81
2.499 G	2.500 G	30.00 k	2.499186 G	-51.33	-41.33
2.500 G	2.520 G	100.00 k	2.514160 G	17.24	-15.76

Lowest channel

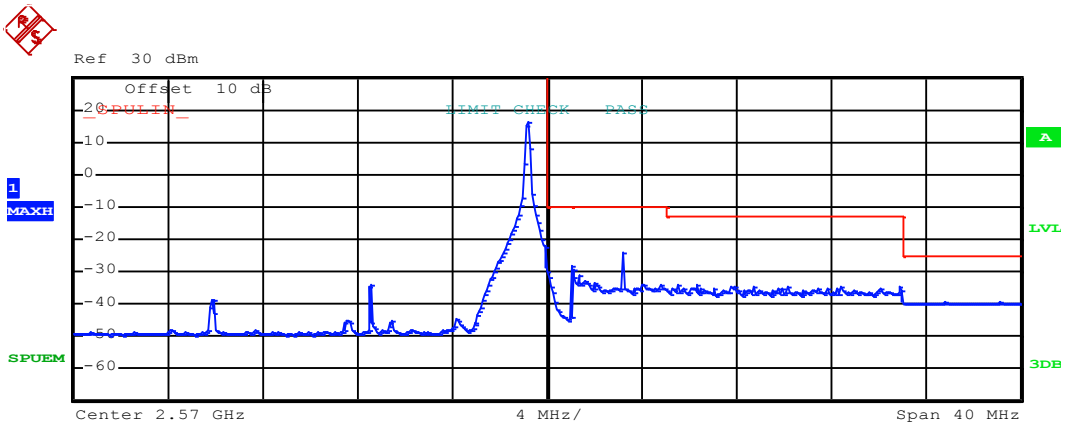

Start [Hz]	Stop [Hz]	RBW [Hz]	Freq [Hz]	PwrAbs [dBm]	ΔLimit [dB]
2.550 G	2.570 G	100.00 k	2.569160 G	16.16	-16.84
2.570 G	2.571 G	30.00 k	2.570014 G	-29.87	-19.87
2.571 G	2.575 G	1.00 M	2.573192 G	-24.34	-14.34
2.575 G	2.585 G	1.00 M	2.576300 G	-33.99	-20.99
2.585 G	2.590 G	1.00 M	2.589140 G	-39.54	-14.54

Highest channel

Test Mode:	LTE band 7(16QAM RB Size 36 & RB Offset 0)

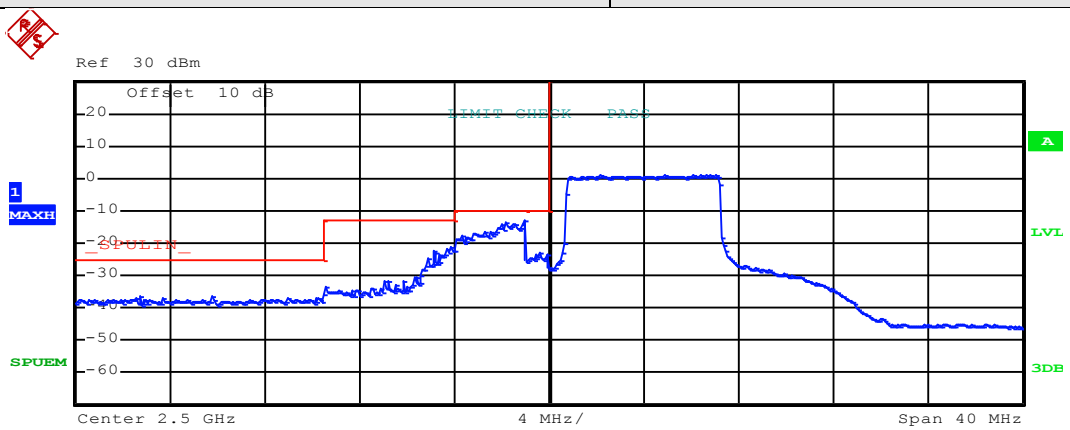

Start [Hz]	Stop [Hz]	RBW [Hz]	Freq [Hz]	PwrAbs [dBm]	ΔLimit [dB]
2.480 G	2.490 G	1.00 M	2.485754 G	-36.38	-11.38
2.490 G	2.496 G	1.00 M	2.495846 G	-21.04	-8.04
2.496 G	2.499 G	1.00 M	2.498964 G	-13.02	-3.02
2.499 G	2.500 G	100.00 k	2.499608 G	-23.13	-13.13
2.500 G	2.520 G	100.00 k	2.507000 G	1.11	-31.89

Lowest channel

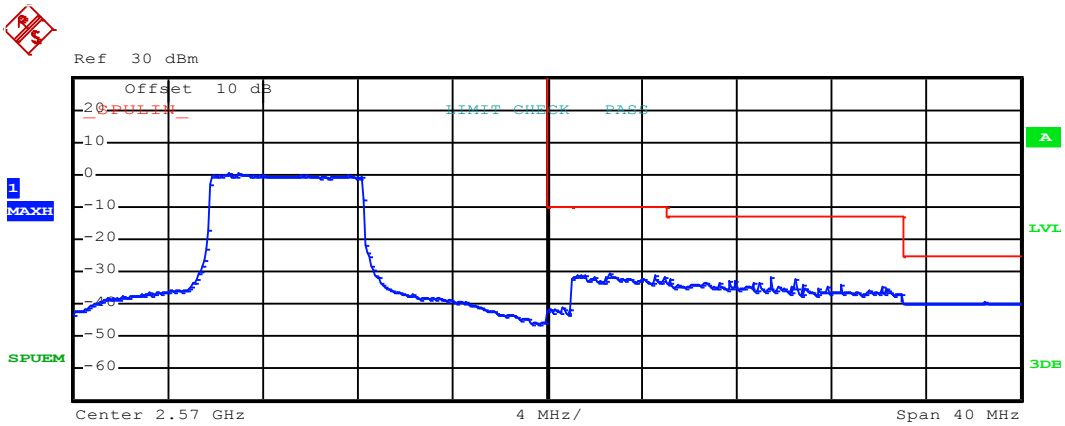

Start [Hz]	Stop [Hz]	RBW [Hz]	Freq [Hz]	PwrAbs [dBm]	ΔLimit [dB]
2.550 G	2.570 G	100.00 k	2.556560 G	0.25	-32.75
2.570 G	2.571 G	100.00 k	2.570638 G	-41.17	-31.17
2.571 G	2.575 G	1.00 M	2.572616 G	-30.35	-20.35
2.575 G	2.585 G	1.00 M	2.579460 G	-31.73	-18.73
2.585 G	2.590 G	1.00 M	2.588450 G	-39.54	-14.54

Highest channel

Test Mode:	LTE band 7(16QAM RB Size 36 & RB Offset 37)

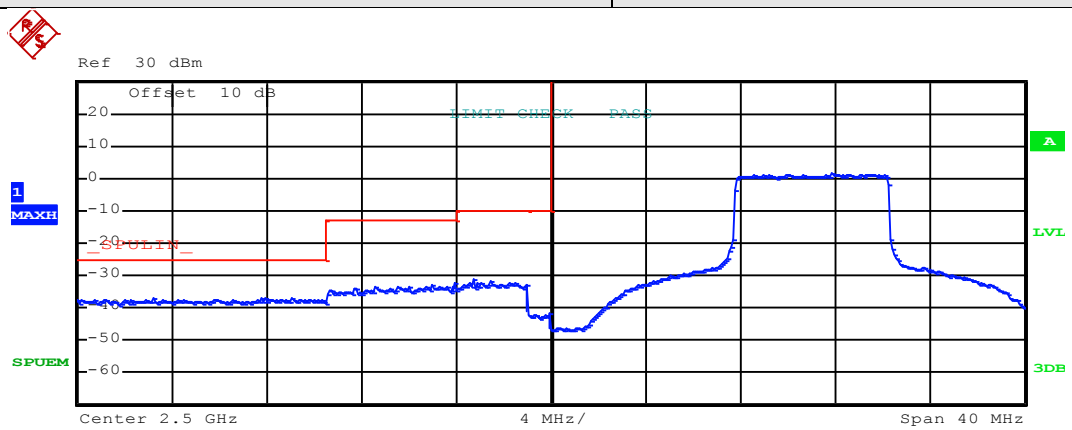

Start [Hz]	Stop [Hz]	RBW [Hz]	Freq [Hz]	PwrAbs [dBm]	ΔLimit [dB]
2.480 G	2.490 G	1.00 M	2.489009 G	-36.97	-11.97
2.490 G	2.496 G	1.00 M	2.495912 G	-32.46	-19.46
2.496 G	2.499 G	1.00 M	2.496726 G	-31.40	-21.40
2.499 G	2.500 G	100.00 k	2.499990 G	-41.78	-31.78
2.500 G	2.520 G	100.00 k	2.511840 G	1.64	-31.36

Lowest channel

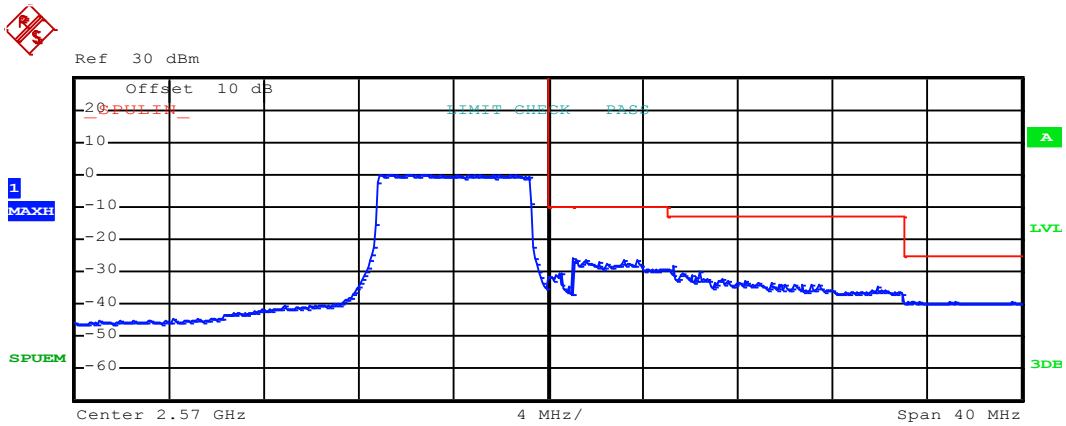

Start [Hz]	Stop [Hz]	RBW [Hz]	Freq [Hz]	PwrAbs [dBm]	ΔLimit [dB]
2.550 G	2.570 G	100.00 k	2.563600 G	0.14	-32.86
2.570 G	2.571 G	100.00 k	2.570494 G	-30.56	-20.56
2.571 G	2.575 G	1.00 M	2.571008 G	-26.00	-16.00
2.575 G	2.585 G	1.00 M	2.575260 G	-28.08	-15.08
2.585 G	2.590 G	1.00 M	2.585430 G	-39.26	-14.26

Highest channel

Test Mode:	LTE band 7(16QAM RB Size 75 & RB Offset 0)

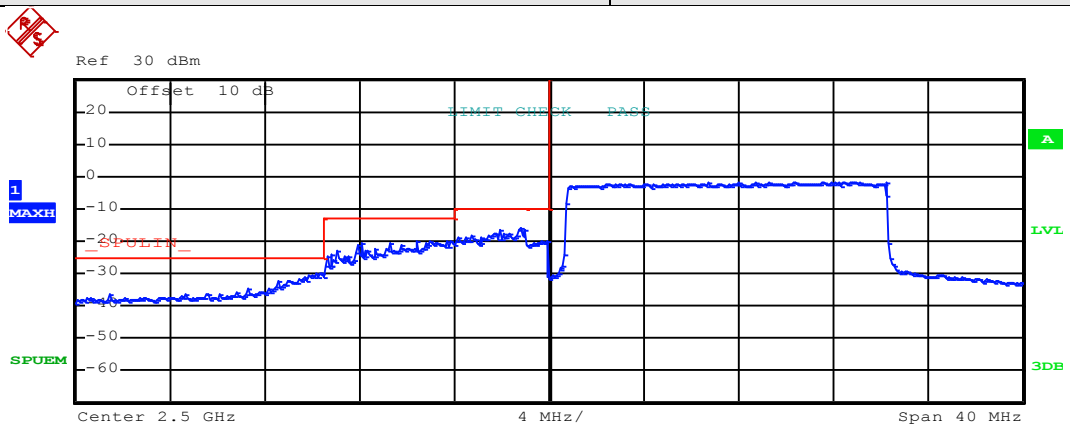

Start [Hz]	Stop [Hz]	RBW [Hz]	Freq [Hz]	PwrAbs [dBm]	Δ Limit [dB]
2.480 G	2.490 G	1.00 M	2.490311 G	-29.76	-4.76
2.490 G	2.496 G	1.00 M	2.495659 G	-19.74	-6.74
2.496 G	2.499 G	1.00 M	2.498826 G	-15.92	-5.92
2.499 G	2.500 G	300.00 k	2.499656 G	-19.40	-9.40
2.500 G	2.520 G	100.00 k	2.512440 G	-1.77	-34.77

Lowest channel

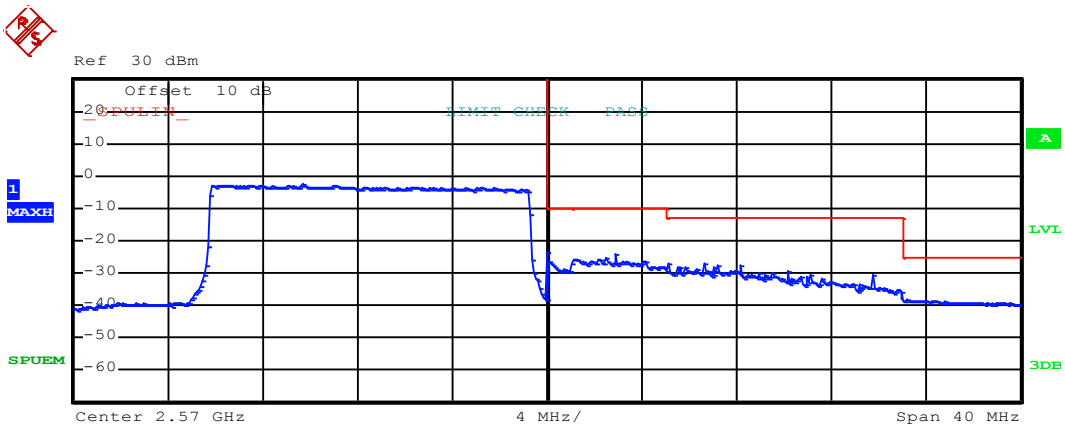

Start [Hz]	Stop [Hz]	RBW [Hz]	Freq [Hz]	PwrAbs [dBm]	Δ Limit [dB]
2.550 G	2.570 G	100.00 k	2.559640 G	-2.74	-35.74
2.570 G	2.571 G	300.00 k	2.570014 G	-23.34	-13.34
2.571 G	2.575 G	1.00 M	2.572848 G	-24.24	-14.24
2.575 G	2.585 G	1.00 M	2.576600 G	-26.97	-13.97
2.585 G	2.590 G	1.00 M	2.585220 G	-38.01	-13.01

Highest channel

20MHz:

Test Mode:	LTE band 7(QPSK RB Size 1 & RB Offset 0)

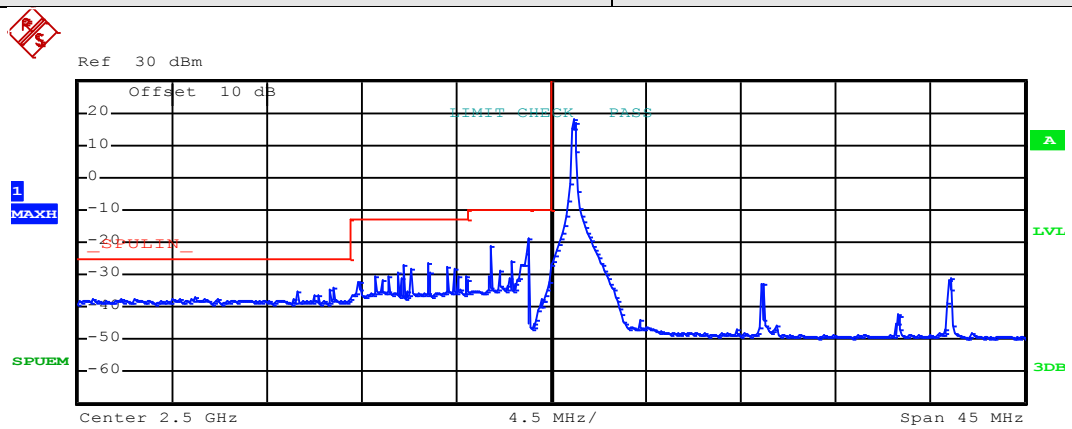

Start [Hz]	Stop [Hz]	RBW [Hz]	Freq [Hz]	PwrAbs [dBm]	Δ Limit [dB]
2.478 G	2.490 G	1.00 M	2.489590 G	-34.17	-9.17
2.490 G	2.496 G	1.00 M	2.494119 G	-26.45	-13.45
2.496 G	2.499 G	1.00 M	2.498994 G	-18.72	-8.72
2.499 G	2.500 G	30.00 k	2.499998 G	-32.51	-22.51
2.500 G	2.523 G	100.00 k	2.501080 G	17.74	-15.26

Lowest channel

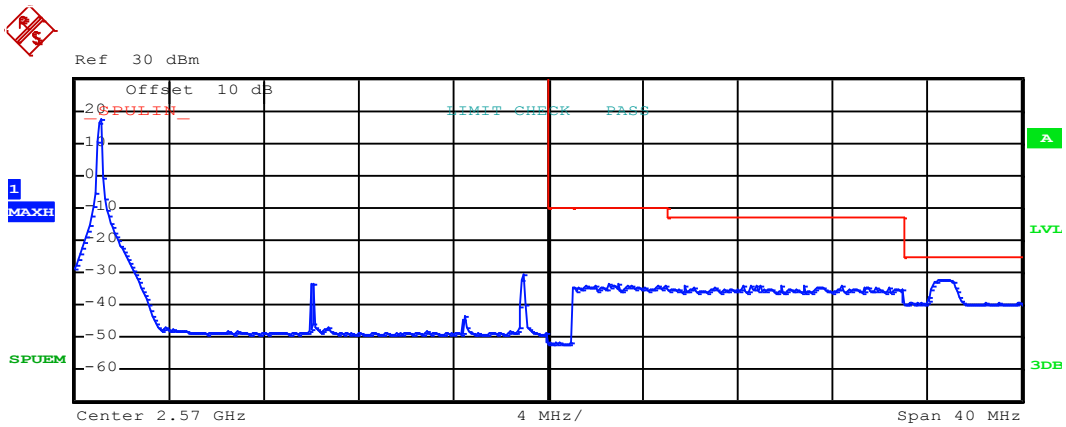

Start [Hz]	Stop [Hz]	RBW [Hz]	Freq [Hz]	PwrAbs [dBm]	Δ Limit [dB]
2.550 G	2.570 G	100.00 k	2.551080 G	17.16	-15.84
2.570 G	2.571 G	30.00 k	2.570306 G	-51.47	-41.47
2.571 G	2.575 G	1.00 M	2.572928 G	-33.44	-23.44
2.575 G	2.585 G	1.00 M	2.578980 G	-33.83	-20.83
2.585 G	2.590 G	1.00 M	2.586920 G	-32.08	-7.08

Highest channel

Test Mode:	LTE band 7(QPSK RB Size 1 & RB Offset 99)

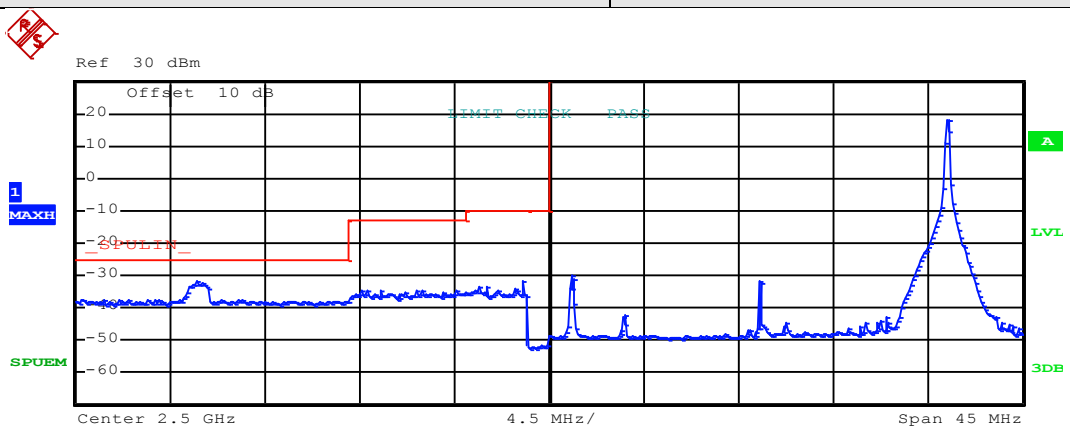

Start [Hz]	Stop [Hz]	RBW [Hz]	Freq [Hz]	PwrAbs [dBm]	Δ Limit [dB]
2.478 G	2.490 G	1.00 M	2.483272 G	-31.51	-6.51
2.490 G	2.496 G	1.00 M	2.491050 G	-34.64	-21.64
2.496 G	2.499 G	1.00 M	2.498730 G	-31.57	-21.57
2.499 G	2.500 G	30.00 k	2.499970 G	-51.65	-41.65
2.500 G	2.523 G	100.00 k	2.518945 G	18.19	-14.81

Lowest channel

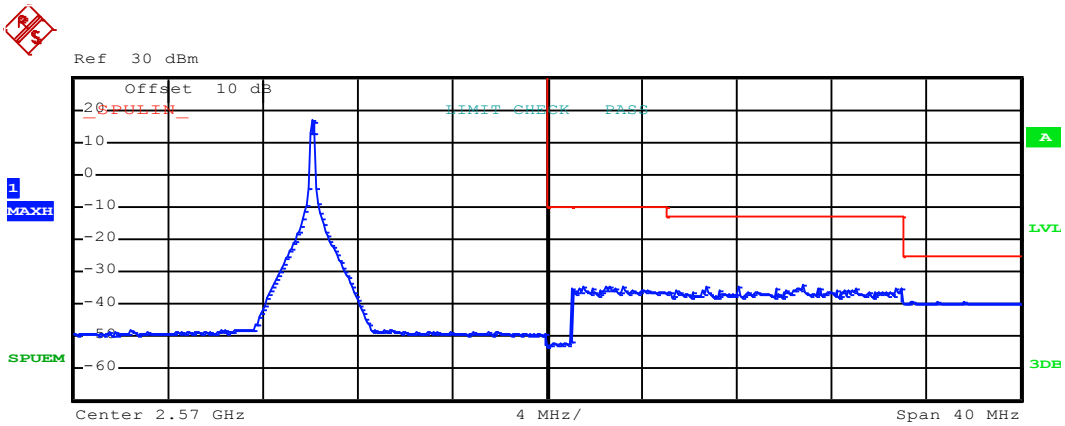

Start [Hz]	Stop [Hz]	RBW [Hz]	Freq [Hz]	PwrAbs [dBm]	Δ Limit [dB]
2.550 G	2.570 G	100.00 k	2.560080 G	16.79	-16.21
2.570 G	2.571 G	30.00 k	2.570202 G	-51.54	-41.54
2.571 G	2.575 G	1.00 M	2.572624 G	-34.46	-24.46
2.575 G	2.585 G	1.00 M	2.580780 G	-34.22	-21.22
2.585 G	2.590 G	1.00 M	2.585360 G	-39.54	-14.54

Highest channel

Test Mode:	LTE band 7(QPSK RB Size 50 & RB Offset 0)

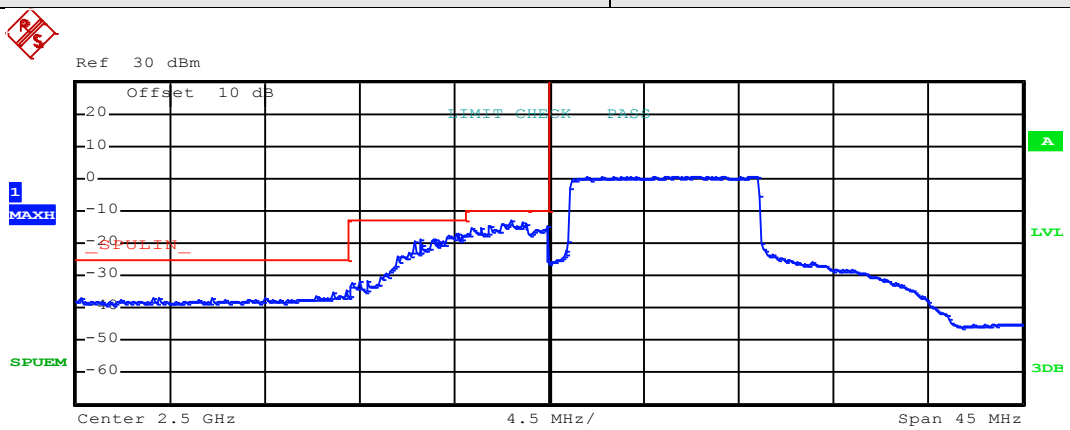

Start [Hz]	Stop [Hz]	RBW [Hz]	Freq [Hz]	PwrAbs [dBm]	Δ Limit [dB]
2.478 G	2.490 G	1.00 M	2.490474 G	-34.58	-9.58
2.490 G	2.496 G	1.00 M	2.495615 G	-17.05	-4.05
2.496 G	2.499 G	1.00 M	2.498232 G	-12.77	-2.77
2.499 G	2.500 G	300.00 k	2.499916 G	-14.61	-4.61
2.500 G	2.523 G	100.00 k	2.507020 G	0.72	-32.28

Lowest channel

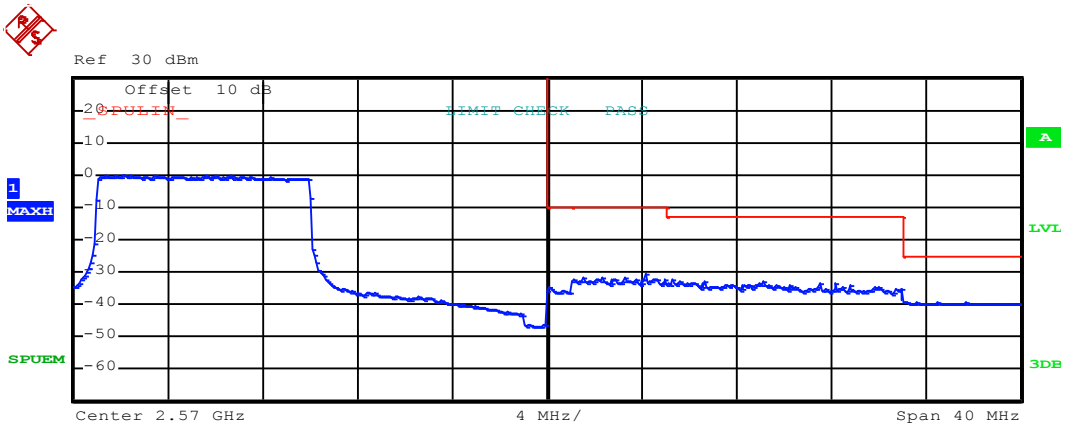

Start [Hz]	Stop [Hz]	RBW [Hz]	Freq [Hz]	PwrAbs [dBm]	Δ Limit [dB]
2.550 G	2.570 G	100.00 k	2.551760 G	-0.09	-33.09
2.570 G	2.571 G	300.00 k	2.570056 G	-34.51	-24.51
2.571 G	2.575 G	1.00 M	2.574184 G	-30.73	-20.73
2.575 G	2.585 G	1.00 M	2.575280 G	-32.35	-19.35
2.585 G	2.590 G	1.00 M	2.587700 G	-39.44	-14.44

Highest channel

Test Mode:	LTE band 7(QPSK RB Size 50 & RB Offset 49)

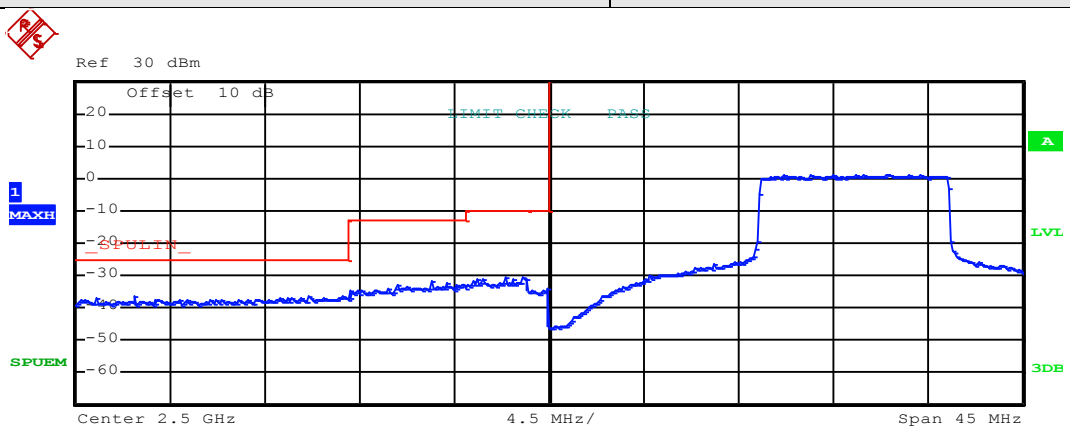

Start [Hz]	Stop [Hz]	RBW [Hz]	Freq [Hz]	PwrAbs [dBm]	Δ Limit [dB]
2.478 G	2.490 G	1.00 M	2.488524 G	-36.14	-11.14
2.490 G	2.496 G	1.00 M	2.494383 G	-31.63	-18.63
2.496 G	2.499 G	1.00 M	2.498748 G	-30.36	-20.36
2.499 G	2.500 G	300.00 k	2.499894 G	-34.10	-24.10
2.500 G	2.523 G	100.00 k	2.516020 G	1.13	-31.87

Lowest channel

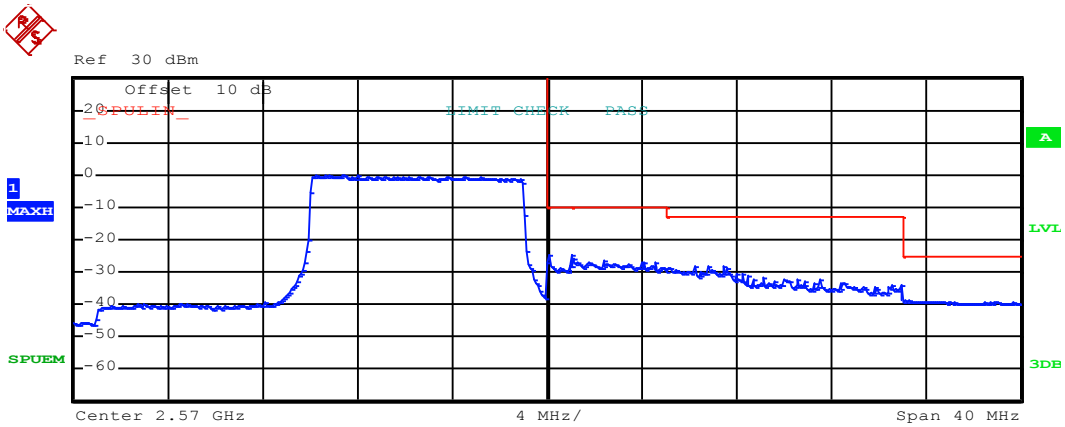

Start [Hz]	Stop [Hz]	RBW [Hz]	Freq [Hz]	PwrAbs [dBm]	Δ Limit [dB]
2.550 G	2.570 G	100.00 k	2.562000 G	-0.16	-33.16
2.570 G	2.571 G	300.00 k	2.570098 G	-24.59	-14.59
2.571 G	2.575 G	1.00 M	2.571040 G	-24.69	-14.69
2.575 G	2.585 G	1.00 M	2.576220 G	-27.93	-14.93
2.585 G	2.590 G	1.00 M	2.585140 G	-38.98	-13.98

Highest channel

Test Mode:	LTE band 7(QPSK RB Size 100 & RB Offset 0)

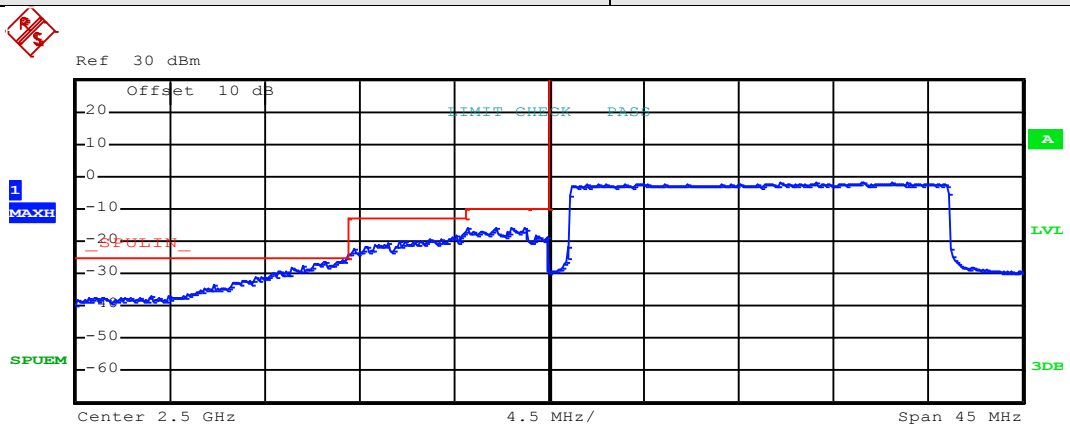

Start [Hz]	Stop [Hz]	RBW [Hz]	Freq [Hz]	PwrAbs [dBm]	Δ Limit [dB]
2.478 G	2.490 G	1.00 M	2.490474 G	-25.06	-0.06
2.490 G	2.496 G	1.00 M	2.495945 G	-17.72	-4.72
2.496 G	2.499 G	1.00 M	2.496096 G	-15.62	-5.62
2.499 G	2.500 G	300.00 k	2.499362 G	-18.47	-8.47
2.500 G	2.523 G	100.00 k	2.516245 G	-2.08	-35.08

Lowest channel

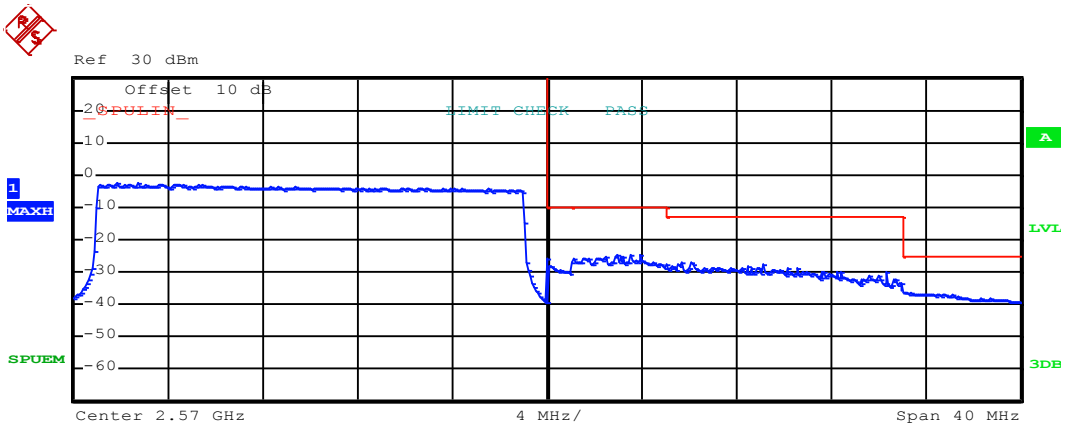

Start [Hz]	Stop [Hz]	RBW [Hz]	Freq [Hz]	PwrAbs [dBm]	Δ Limit [dB]
2.550 G	2.570 G	100.00 k	2.552720 G	-2.67	-35.67
2.570 G	2.571 G	300.00 k	2.570012 G	-25.57	-15.57
2.571 G	2.575 G	1.00 M	2.573528 G	-24.68	-14.68
2.575 G	2.585 G	1.00 M	2.576100 G	-27.13	-14.13
2.585 G	2.590 G	1.00 M	2.585370 G	-36.55	-11.55

Highest channel

Test Mode:	LTE band 7(16QAM RB Size 1 & RB Offset 0)

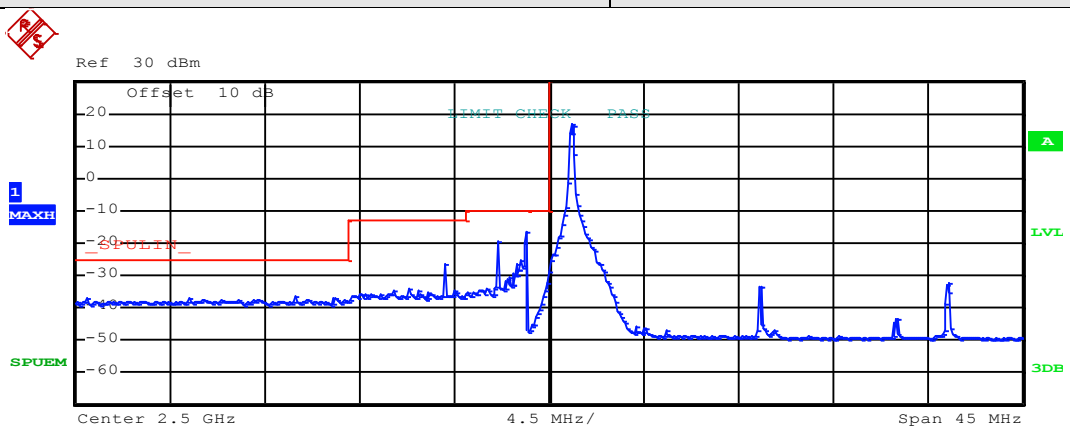

Start [Hz]	Stop [Hz]	RBW [Hz]	Freq [Hz]	PwrAbs [dBm]	Δ Limit [dB]
2.478 G	2.490 G	1.00 M	2.487926 G	-36.60	-11.60
2.490 G	2.496 G	1.00 M	2.495032 G	-26.73	-13.73
2.496 G	2.499 G	1.00 M	2.498910 G	-16.31	-6.31
2.499 G	2.500 G	30.00 k	2.499990 G	-32.02	-22.02
2.500 G	2.523 G	100.00 k	2.501080 G	16.58	-16.42

Lowest channel

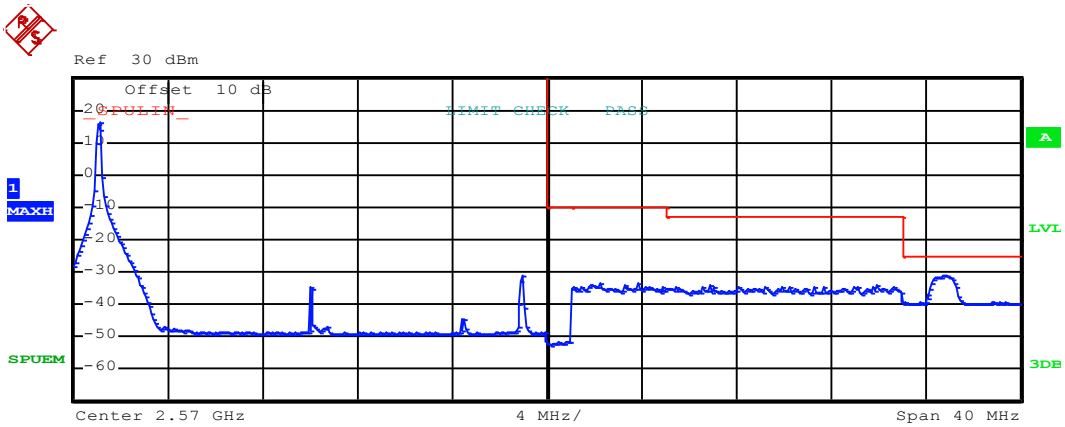

Start [Hz]	Stop [Hz]	RBW [Hz]	Freq [Hz]	PwrAbs [dBm]	Δ Limit [dB]
2.550 G	2.570 G	100.00 k	2.551080 G	15.98	-17.02
2.570 G	2.571 G	30.00 k	2.570996 G	-51.59	-41.59
2.571 G	2.575 G	1.00 M	2.572272 G	-33.63	-23.63
2.575 G	2.585 G	1.00 M	2.583880 G	-34.08	-21.08
2.585 G	2.590 G	1.00 M	2.586850 G	-31.28	-6.28

Highest channel

Test Mode:	LTE band 7(16QAM RB Size 1 & RB Offset 49)

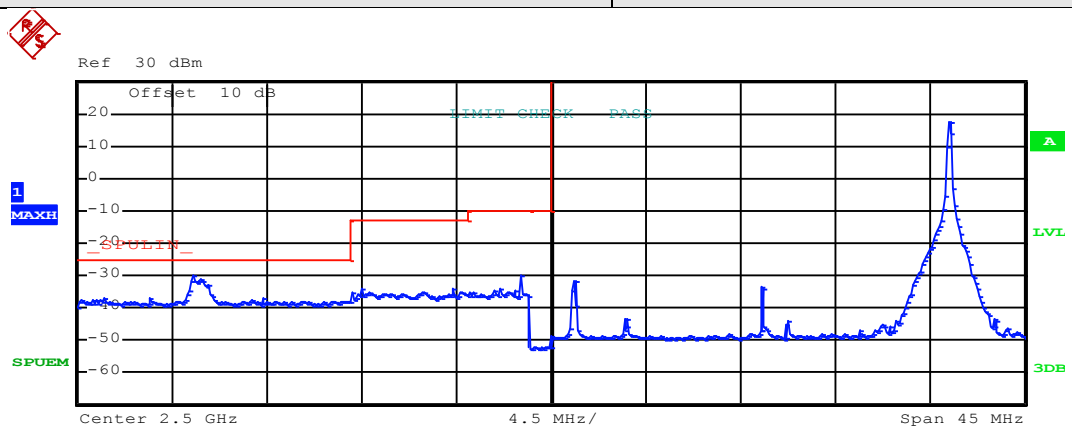

Start [Hz]	Stop [Hz]	RBW [Hz]	Freq [Hz]	PwrAbs [dBm]	Δ Limit [dB]
2.478 G	2.490 G	1.00 M	2.482960 G	-29.82	-4.82
2.490 G	2.496 G	1.00 M	2.495307 G	-34.08	-21.08
2.496 G	2.499 G	1.00 M	2.498544 G	-30.08	-20.08
2.499 G	2.500 G	30.00 k	2.499280 G	-51.56	-41.56
2.500 G	2.523 G	100.00 k	2.518945 G	17.38	-15.62

Lowest channel

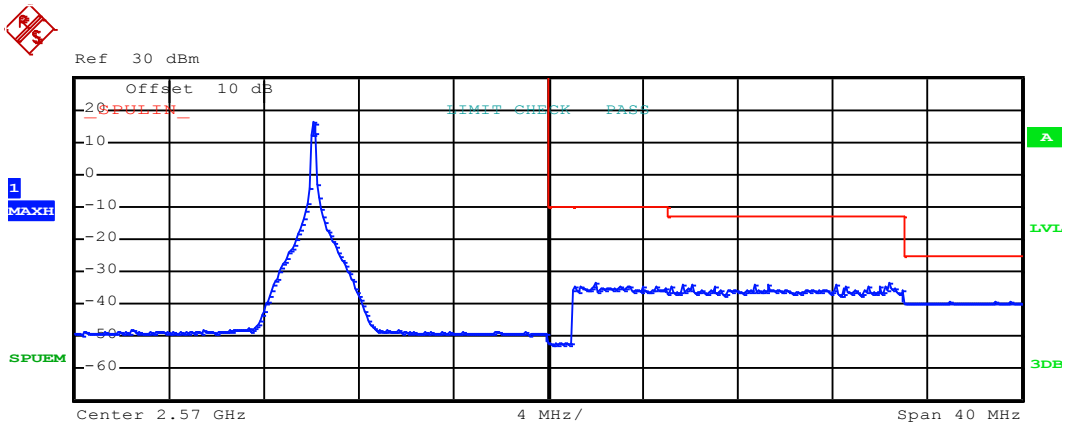

Start [Hz]	Stop [Hz]	RBW [Hz]	Freq [Hz]	PwrAbs [dBm]	Δ Limit [dB]
2.550 G	2.570 G	100.00 k	2.560080 G	16.21	-16.79
2.570 G	2.571 G	30.00 k	2.570318 G	-51.48	-41.48
2.571 G	2.575 G	1.00 M	2.572032 G	-33.31	-23.31
2.575 G	2.585 G	1.00 M	2.584360 G	-33.43	-20.43
2.585 G	2.590 G	1.00 M	2.588860 G	-39.41	-14.41

Highest channel

Test Mode:	LTE band 7(16QAM RB Size 50 & RB Offset 0)

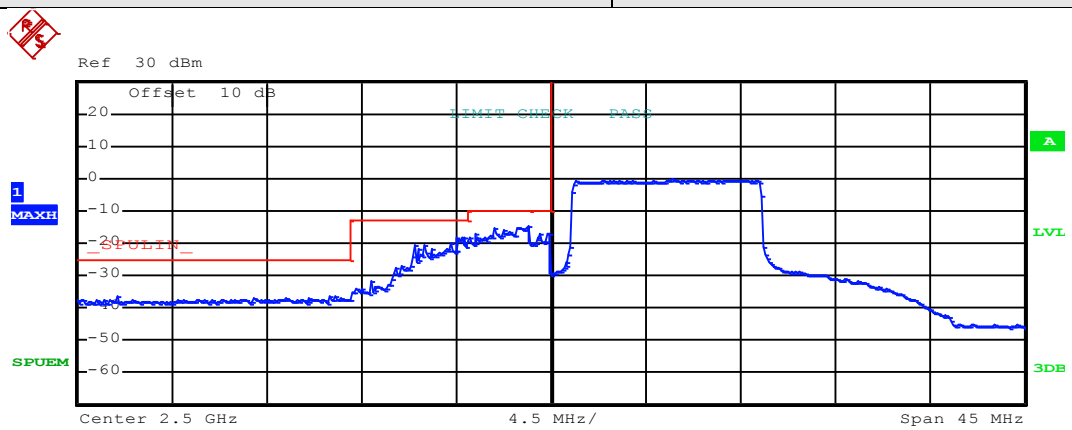

Start [Hz]	Stop [Hz]	RBW [Hz]	Freq [Hz]	PwrAbs [dBm]	Δ Limit [dB]
2.478 G	2.490 G	1.00 M	2.479398 G	-36.16	-11.16
2.490 G	2.496 G	1.00 M	2.495857 G	-18.07	-5.07
2.496 G	2.499 G	1.00 M	2.498946 G	-14.90	-4.90
2.499 G	2.500 G	300.00 k	2.499420 G	-17.05	-7.05
2.500 G	2.523 G	100.00 k	2.505715 G	-0.18	-33.18

Lowest channel

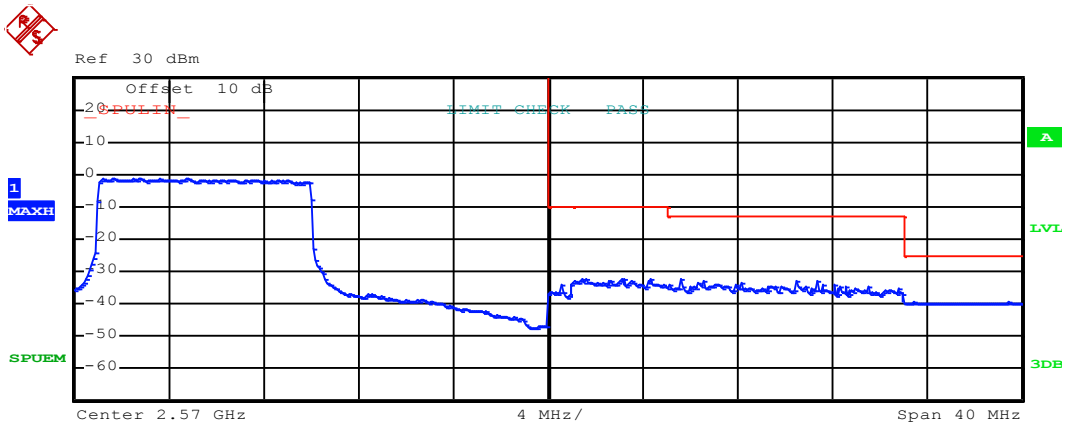

Start [Hz]	Stop [Hz]	RBW [Hz]	Freq [Hz]	PwrAbs [dBm]	Δ Limit [dB]
2.550 G	2.570 G	100.00 k	2.552480 G	-1.12	-34.12
2.570 G	2.571 G	300.00 k	2.570546 G	-33.96	-23.96
2.571 G	2.575 G	1.00 M	2.573152 G	-32.12	-22.12
2.575 G	2.585 G	1.00 M	2.575620 G	-32.02	-19.02
2.585 G	2.590 G	1.00 M	2.585450 G	-39.42	-14.42

Highest channel

Test Mode:	LTE band 7(16QAM RB Size 50 & RB Offset 49)

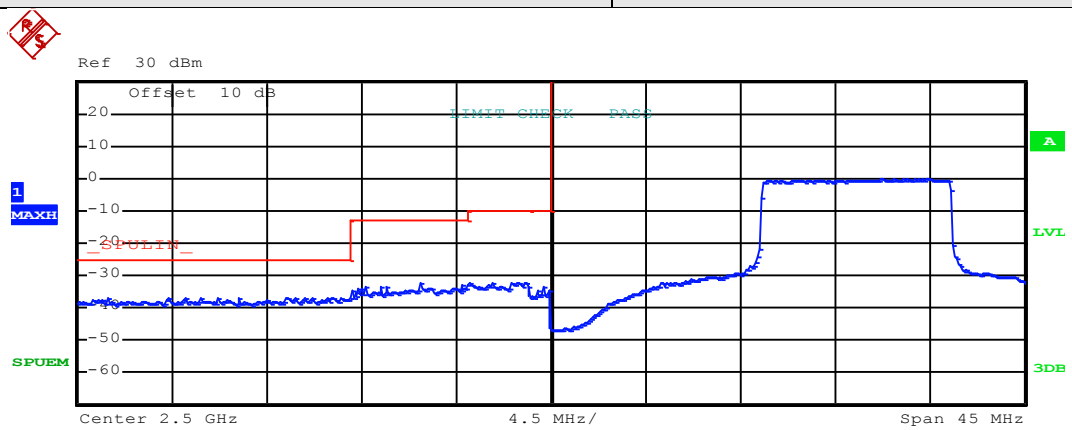

Start [Hz]	Stop [Hz]	RBW [Hz]	Freq [Hz]	PwrAbs [dBm]	Δ Limit [dB]
2.478 G	2.490 G	1.00 M	2.487406 G	-36.77	-11.77
2.490 G	2.496 G	1.00 M	2.493800 G	-32.35	-19.35
2.496 G	2.499 G	1.00 M	2.497218 G	-32.10	-22.10
2.499 G	2.500 G	300.00 k	2.499646 G	-33.62	-23.62
2.500 G	2.523 G	100.00 k	2.517865 G	-0.01	-33.01

Lowest channel

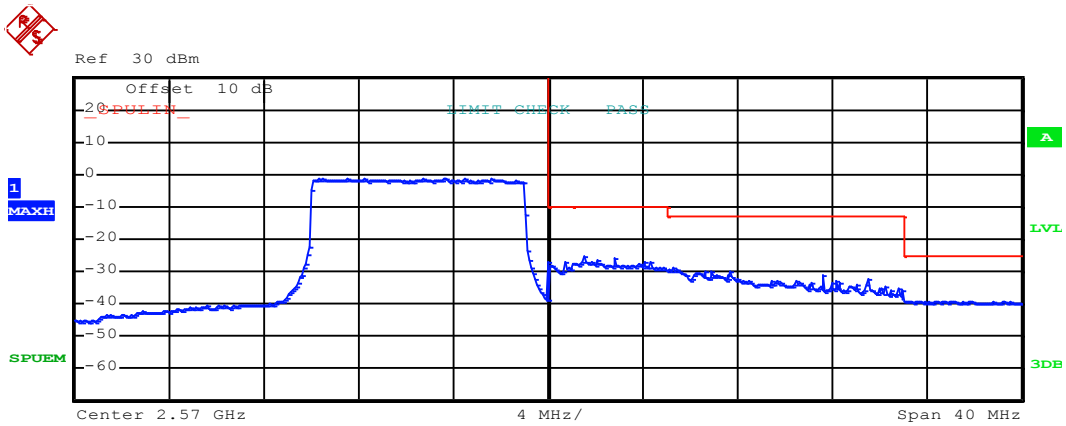

Start [Hz]	Stop [Hz]	RBW [Hz]	Freq [Hz]	PwrAbs [dBm]	Δ Limit [dB]
2.550 G	2.570 G	100.00 k	2.561480 G	-1.11	-34.11
2.570 G	2.571 G	300.00 k	2.570032 G	-27.24	-17.24
2.571 G	2.575 G	1.00 M	2.571480 G	-25.55	-15.55
2.575 G	2.585 G	1.00 M	2.575260 G	-28.70	-15.70
2.585 G	2.590 G	1.00 M	2.585610 G	-39.19	-14.19

Highest channel

Test Mode:	LTE band 7(16QAM RB Size 100 & RB Offset 49)

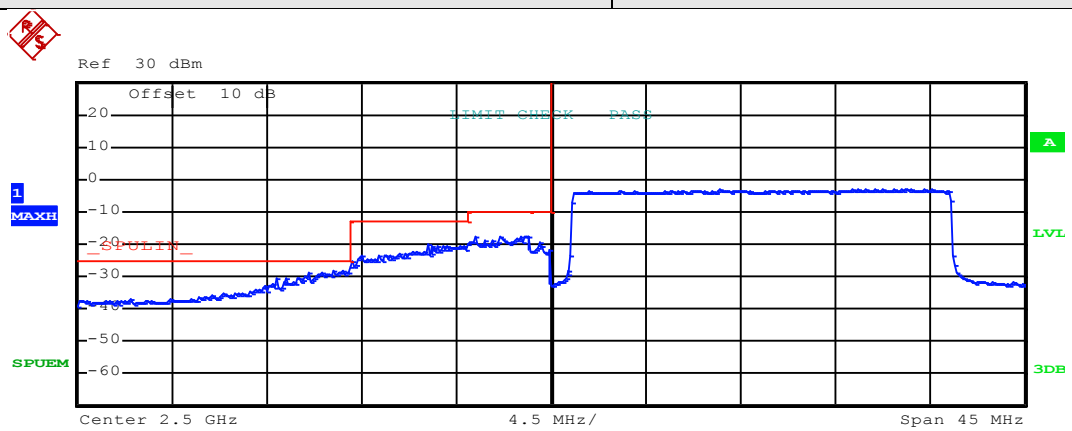

Start [Hz]	Stop [Hz]	RBW [Hz]	Freq [Hz]	PwrAbs [dBm]	Δ Limit [dB]
2.478 G	2.490 G	1.00 M	2.490110 G	-28.33	-3.33
2.490 G	2.496 G	1.00 M	2.494097 G	-20.24	-7.24
2.496 G	2.499 G	1.00 M	2.496426 G	-17.54	-7.54
2.499 G	2.500 G	300.00 k	2.499458 G	-19.66	-9.66
2.500 G	2.523 G	100.00 k	2.516830 G	-2.79	-35.79

Lowest channel

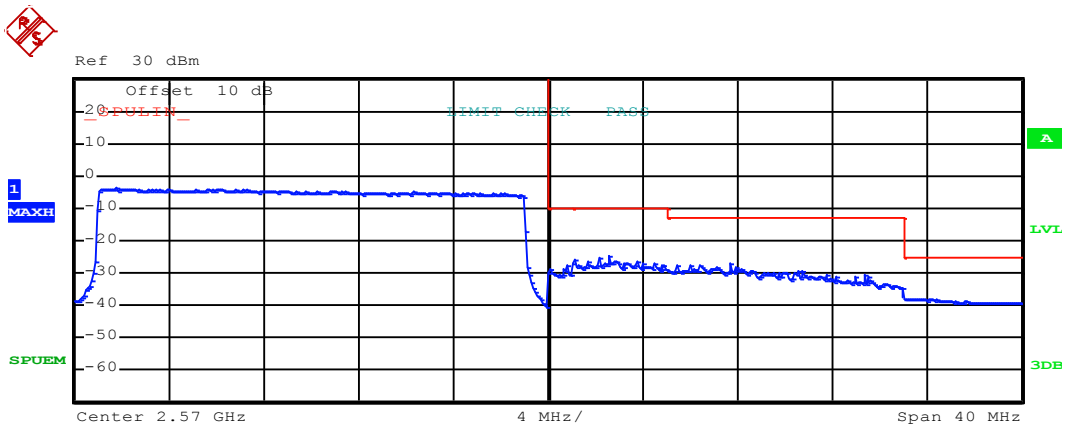

Start [Hz]	Stop [Hz]	RBW [Hz]	Freq [Hz]	PwrAbs [dBm]	Δ Limit [dB]
2.550 G	2.570 G	100.00 k	2.551720 G	-3.87	-36.87
2.570 G	2.571 G	300.00 k	2.570788 G	-27.68	-17.68
2.571 G	2.575 G	1.00 M	2.572552 G	-24.53	-14.53
2.575 G	2.585 G	1.00 M	2.577640 G	-27.23	-14.23
2.585 G	2.590 G	1.00 M	2.585370 G	-37.85	-12.85

Highest channel

6.10 ERP, EIRP Measurement

Test Requirement:	FCC part 24.232 (c), part 27.50(c), part 27.50(d) and part 27.50(h)
Test Method:	FCC part 2.1046
Limit:	LTE Band 2: 2W EIRP LTE Band 4: 1W EIRP LTE Band 7: 2W EIRP
Test setup:	Below 1GHz 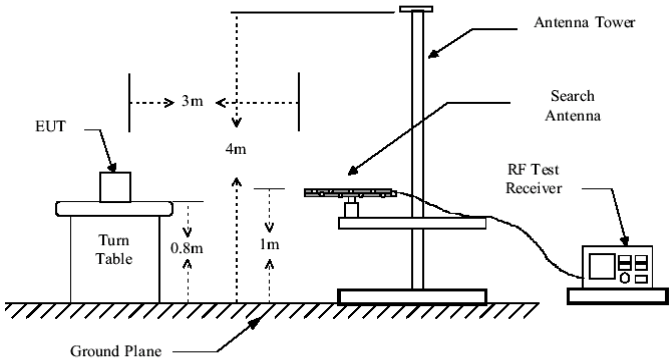 Above 1GHz 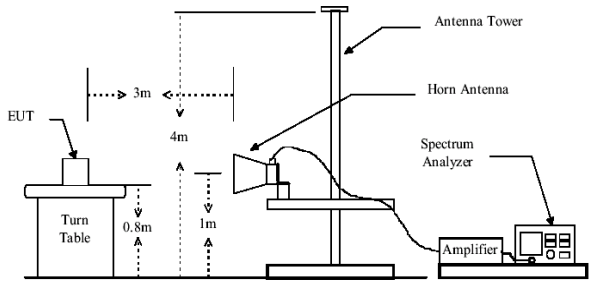 Substituted method: 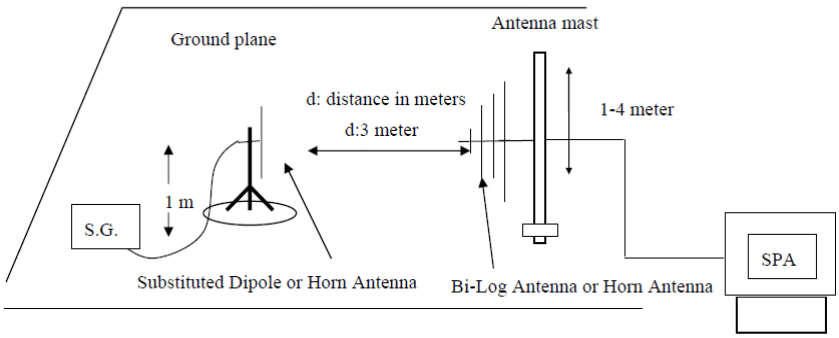

Test Procedure:	1. The EUT was placed on an non-conductive turntable using a non-conductive support. The radiated emission at the fundamental frequency was measured at 3 m with a test antenna and EMI spectrum analyzer. 2. During the measurement, the EUT was communication with the station. The highest emission was recorded with the rotation of the turntable and the lowering of the test antenna from 4m to 1m. The reading was recorded and the field strength (E in dBuV/m) was calculated. 3. EIRP in frequency band 1850.7 –1909.3MHz, 1710.7-1754.3 MHz and 706.5-713..5 MHz were measured using a substitution method. The EUT was replaced by or horn antenna connected, the S.G. output was recorded and EIRP was calculated as follows: EIRP = S.G. output (dBm) + Antenna Gain (dBi) – Cable Loss (dB) 4. The worse case was relating to the conducted output power.
Test Instruments:	Refer to section 5.8 for details
Test mode:	Refer to section 5.3 for details
Test results:	Passed

Measurement Data (worst case)

LTE band 2 part

Lowest channel

Frequency (MHz)	UL Channel	Modulation	BW (MHz)	EUT Pol.	Antenna Pol.	EIRP(dBm)	Limit (dBm)	Result
1.4MHz(RB size 1 & RB offset 0)								
1850.70	18607	QPSK	1.4	H	V	21.21	30.00	Pass
					H	17.83		
1850.70	18607	16QAM	1.4	H	V	21.51		
					H	17.14		
1.4MHz(RB size 3 & RB offset 0)								
1850.70	18607	QPSK	1.4	H	V	21.24	30.00	Pass
					H	18.29		
1850.70	18607	16QAM	1.4	H	V	21.10		
					H	18.12		
1.4MHz(RB size 6 & RB offset 0)								
1850.70	18607	QPSK	1.4	H	V	21.43	30.00	Pass
					H	17.72		
1850.70	18607	16QAM	1.4	H	V	20.21		
					H	18.00		

Middle channel

Frequency (MHz)	UL Channel	Modulation	BW (MHz)	EUT Pol.	Antenna Pol.	EIRP(dBm)	Limit (dBm)	Result
1.4MHz(RB size 1 & RB offset 0)								
1880.00	18900	QPSK	1.4	H	V	21.40	30.00	Pass
					H	18.86		
1880.00	18900	16QAM	1.4	H	V	21.82		
					H	18.31		
1.4MHz(RB size 3 & RB offset 0)								
1880.00	18900	QPSK	1.4	H	V	21.68	30.00	Pass
					H	19.40		
1880.00	18900	16QAM	1.4	H	V	21.62		
					H	19.26		
1.4MHz(RB size 6 & RB offset 0)								
1880.00	18900	QPSK	1.40	H	V	21.60	30.00	Pass
					H	19.12		
1880.00	18900	16QAM	1.40	H	V	19.01		
					H	18.23		

Highest channel

Frequency (MHz)	UL Channel	Modulation	BW (MHz)	EUT Pol.	Antenna Pol.	EIRP(dBm)	Limit (dBm)	Result
1.4MHz(RB size 1 & RB offset 0)								
1909.30	19193	QPSK	1.4	H	V	17.86	30.00	Pass
					H	16.36		
1909.30	19193	16QAM	1.4	H	V	17.64		
					H	15.68		
1.4MHz(RB size 3 & RB offset 0)								
1909.30	19193	QPSK	1.4	H	V	16.67	30.00	Pass
					H	15.43		
1909.30	19193	16QAM	1.4	H	V	16.77		
					H	15.71		
1.4MHz(RB size 6 & RB offset 0)								
1909.30	19193	QPSK	1.4	H	V	16.15	30.00	Pass
					H	15.22		
1909.30	19193	16QAM	1.4	H	V	16.74		
					H	15.84		

Lowest channel

Frequency (MHz)	UL Channel	Modulation	BW (MHz)	EUT Pol.	Antenna Pol.	EIRP(dBm)	Limit (dBm)	Result
20MHz(RB size 1 & RB offset 0)								
1860.00	18700	QPSK	20	H	V	19.02	30.00	Pass
					H	16.45		
1860.00	18700	16QAM	20	H	V	19.16		
					H	16.10		
20MHz(RB size 50 & RB offset 0)								
1860.00	18700	QPSK	20	H	V	20.06	30.00	Pass
					H	18.61		
1860.00	18700	16QAM	20	H	V	21.36		
					H	17.87		
20MHz(RB size 100 & RB offset 0)								
1860.00	18700	QPSK	20	H	V	18.81	30.00	Pass
					H	15.77		
1860.00	18700	16QAM	20	H	V	19.26		
					H	16.43		

Middle channel

Frequency (MHz)	UL Channel	Modulation	BW (MHz)	EUT Pol.	Antenna Pol.	EIRP(dBm)	Limit (dBm)	Result
20MHz(RB size 1 & RB offset 0)								
1880.00	18900	QPSK	20	H	V	21.18	30.00	Pass
					H	17.85		
1880.00	18900	16QAM	20	H	V	21.17		
					H	18.12		
20MHz(RB size 50 & RB offset 0)								
1880.00	18900	QPSK	20	H	V	20.91	30.00	Pass
					H	18.18		
1880.00	18900	16QAM	20	H	V	20.68		
					H	18.61		
20MHz(RB size 100 & RB offset 0)								
1880.00	18900	QPSK	20	H	V	18.92	30.00	Pass
					H	16.65		
1880.00	18900	16QAM	20	H	V	19.47		
					H	17.17		

Highest channel

Frequency (MHz)	UL Channel	Modulation	BW (MHz)	EUT Pol.	Antenna Pol.	EIRP(dBm)	Limit (dBm)	Result
20MHz(RB size 1 & RB offset 0)								
1900.00	19100	QPSK	20	H	V	18.73	30.00	Pass
					H	17.42		
1900.00	19100	16QAM	20	H	V	19.40		
					H	17.35		
20MHz(RB size 50 & RB offset 0)								
1900.00	19100	QPSK	20	H	V	18.40	30.00	Pass
					H	17.02		
1900.00	19100	16QAM	20	H	V	17.51		
					H	17.29		
20MHz(RB size 100 & RB offset 0)								
1900.00	19100	QPSK	20	H	V	15.77	30.00	Pass
					H	14.51		
1900.00	19100	16QAM	20	H	V	16.94		
					H	15.44		

LTE band 4 part

Lowest channel

Frequency (MHz)	UL Channel	Modulation	BW (MHz)	EUT Pol.	Antenna Pol.	EIRP(dBm)	Limit (dBm)	Result
1.4MHz(RB size 1 & RB offset 0)								
1710.70	19957	QPSK	1.4	H	V	23.30	30.00	Pass
					H	13.72		
1710.70	19957	16QAM	1.4	H	V	22.87		
					H	12.75		
1.4MHz(RB size 3 & RB offset 0)								
1710.70	19957	QPSK	1.4	H	V	23.05	30.00	Pass
					H	14.22		
1710.70	19957	16QAM	1.4	H	V	22.87		
					H	13.97		
1.4MHz(RB size 6 & RB offset 0)								
1710.70	19957	QPSK	1.4	H	V	22.67	30.00	Pass
					H	12.67		
1710.70	19957	16QAM	1.4	H	V	22.31		
					H	13.64		

Middle channel

Frequency (MHz)	UL Channel	Modulation	BW (MHz)	EUT Pol.	Antenna Pol.	EIRP(dBm)	Limit (dBm)	Result
1.4MHz(RB size 1 & RB offset 0)								
1710.70	19957	QPSK	1.4	H	V	23.35	30.00	Pass
					H	15.40		
1710.70	19957	16QAM	1.4	H	V	23.17		
					H	15.19		
1.4MHz(RB size 3 & RB offset 0)								
1710.70	19957	QPSK	1.4	H	V	23.82	30.00	Pass
					H	15.44		
1710.70	19957	16QAM	1.4	H	V	23.76		
					H	15.66		
1.4MHz(RB size 6 & RB offset 0)								
1710.70	19957	QPSK	1.4	H	V	24.01	30.00	Pass
					H	15.33		
1710.70	19957	16QAM	1.4	H	V	23.48		
					H	15.15		

Highest channel

Frequency (MHz)	UL Channel	Modulation	BW (MHz)	EUT Pol.	Antenna Pol.	EIRP(dBm)	Limit (dBm)	Result
1.4MHz(RB size 1 & RB offset 0)								
1710.70	19957	QPSK	1.4	H	V	21.79	30.00	Pass
					H	15.17		
1710.70	19957	16QAM	1.4	H	V	21.56		
					H	15.36		
1.4MHz(RB size 3 & RB offset 0)								
1710.70	19957	QPSK	1.4	H	V	21.98	30.00	Pass
					H	15.71		
1710.70	19957	16QAM	1.4	H	V	22.35		
					H	15.40		
1.4MHz(RB size 6 & RB offset 0)								
1710.70	19957	QPSK	1.4	H	V	21.84	30.00	Pass
					H	15.30		
1710.70	19957	16QAM	1.4	H	V	21.39		
					H	15.09		

Lowest channel

Frequency (MHz)	UL Channel	Modulation	BW (MHz)	EUT Pol.	Antenna Pol.	EIRP(dBm)	Limit (dBm)	Result
20MHz(RB size 1 & RB offset 0)								
1720.00	20050	QPSK	20	H	V	21.30	30.00	Pass
					H	15.56		
1720.00	20050	16QAM	20	H	V	21.56		
					H	15.35		
20MHz(RB size 50 & RB offset 0)								
1720.00	20050	QPSK	20	H	V	21.03	30.00	Pass
					H	14.07		
1720.00	20050	16QAM	20	H	V	21.31		
					H	14.54		
20MHz(RB size 100 & RB offset 0)								
1720.00	20050	QPSK	20	H	V	19.32	30.00	Pass
					H	12.43		
1720.00	20050	16QAM	20	H	V	19.75		
					H	13.37		

Middle channel

Frequency (MHz)	UL Channel	Modulation	BW (MHz)	EUT Pol.	Antenna Pol.	EIRP(dBm)	Limit (dBm)	Result
20MHz(RB size 1 & RB offset 0)								
1732.50	20175	QPSK	20	H	V	19.73	30.00	Pass
					H	15.83		
1732.50	20175	16QAM	20	H	V	19.71		
					H	16.73		
20MHz(RB size 50 & RB offset 0)								
1732.50	20175	QPSK	20	H	V	19.65	30.00	Pass
					H	16.59		
1732.50	20175	16QAM	20	H	V	19.85		
					H	16.78		
20MHz(RB size 100 & RB offset 0)								
1732.50	20175	QPSK	20	H	V	17.69	30.00	Pass
					H	14.49		
1732.50	20175	16QAM	20	H	V	18.16		
					H	15.40		

High channel

Frequency (MHz)	UL Channel	Modulation	BW (MHz)	EUT Pol.	Antenna Pol.	EIRP(dBm)	Limit (dBm)	Result
20MHz(RB size 1 & RB offset 0)								
1745.00	20300	QPSK	20	H	V	20.18	30.00	Pass
					H	18.07		
1745.00	20300	16QAM	20	H	V	20.79		
					H	16.82		
20MHz(RB size 50 & RB offset 0)								
1745.00	20300	QPSK	20	H	V	20.18	30.00	Pass
					H	16.32		
1745.00	20300	16QAM	20	H	V	20.18		
					H	16.75		
20MHz(RB size 100 & RB offset 0)								
1745.00	20300	QPSK	20	H	V	18.20	30.00	Pass
					H	15.17		
1745.00	20300	16QAM	20	H	V	18.79		
					H	16.12		

LTE band 7 part

Lowest channel

Frequency (MHz)	UL Channel	Modulation	BW (MHz)	EUT Pol.	Antenna Pol.	EIRP(dBm)	Limit (dBm)	Result
5MHz(RB size 1 & RB offset 0)								
2502.50	20775	QPSK	5	H	V	15.71	33.00	Pass
					H	13.99		
2502.50	20775	16QAM	5	H	V	15.90		
					H	15.56		
5MHz(RB size 12 & RB offset 0)								
2502.50	20775	QPSK	5	H	V	15.47	33.00	Pass
					H	14.49		
2502.50	20775	16QAM	5	H	V	16.07		
					H	14.58		
5MHz(RB size 25 & RB offset 0)								
2502.50	20775	QPSK	5	H	V	15.86	33.00	Pass
					H	14.67		
2502.50	20775	16QAM	5	H	V	16.49		
					H	11.57		

Middle channel

Frequency (MHz)	UL Channel	Modulation	BW (MHz)	EUT Pol.	Antenna Pol.	EIRP(dBm)	Limit (dBm)	Result
5MHz(RB size 1 & RB offset 0)								
2535.00	21100	QPSK	5	H	V	15.09	33.00	Pass
					H	11.09		
2535.00	21100	16QAM	5	H	V	14.88		
					H	12.07		
5MHz(RB size 12 & RB offset 0)								
2535.00	21100	QPSK	5	H	V	14.40	33.00	Pass
					H	11.44		
2535.00	21100	16QAM	5	H	V	14.59		
					H	11.74		
5MHz(RB size 25 & RB offset 0)								
2535.00	21100	QPSK	5	H	V	14.99	33.00	Pass
					H	11.51		
2535.00	21100	16QAM	5	H	V	14.62		
					H	11.05		

Highest channel

Frequency (MHz)	UL Channel	Modulation	BW (MHz)	EUT Pol.	Antenna Pol.	EIRP(dBm)	Limit (dBm)	Result
5MHz(RB size 1 & RB offset 0)								
2567.50	21425	QPSK	5	H	V	13.80	33.00	Pass
					H	13.90		
2567.50	21425	16QAM	5	H	V	14.25		
					H	13.32		
5MHz(RB size 12 & RB offset 0)								
2567.50	21425	QPSK	5	H	V	14.51	33.00	Pass
					H	10.55		
2567.50	21425	16QAM	5	H	V	14.68		
					H	13.08		
5MHz(RB size 25 & RB offset 0)								
2567.50	21425	QPSK	5	H	V	14.85	33.00	Pass
					H	10.02		
2567.50	21425	16QAM	5	H	V	11.75		
					H	12.98		

Lowest channel

Frequency (MHz)	UL Channel	Modulation	BW (MHz)	EUT Pol.	Antenna Pol.	EIRP(dBm)	Limit (dBm)	Result
20MHz(RB size 1 & RB offset 0)								
2510.00	20850	QPSK	20	H	V	16.26	33.00	Pass
					H	11.14		
2510.00	20850	16QAM	20	H	V	16.06		
					H	11.74		
20MHz(RB size 50 & RB offset 0)								
2510.00	20850	QPSK	20	H	V	15.93	33.00	Pass
					H	11.26		
2510.00	20850	16QAM	20	H	V	15.76		
					H	11.79		
20MHz(RB size 100 & RB offset 0)								
2510.00	20850	QPSK	20	H	V	14.51	33.00	Pass
					H	10.66		
2510.00	20850	16QAM	20	H	V	14.37		
					H	10.78		

Middle channel

Frequency (MHz)	UL Channel	Modulation	BW (MHz)	EUT Pol.	Antenna Pol.	EIRP(dBm)	Limit (dBm)	Result
20MHz(RB size 1 & RB offset 0)								
2535.00	21100	QPSK	20	H	V	15.01	33.00	Pass
					H	11.40		
2535.00	21100	16QAM	20	H	V	14.93		
					H	12.32		
20MHz(RB size 50 & RB offset 0)								
2535.00	21100	QPSK	20	H	V	15.12	33.00	Pass
					H	11.90		
2535.00	21100	16QAM	20	H	V	15.13		
					H	12.48		
20MHz(RB size 100 & RB offset 0)								
2535.00	21100	QPSK	20	H	V	13.34	33.00	Pass
					H	9.85		
2535.00	21100	16QAM	20	H	V	13.56		
					H	10.94		

High channel

Frequency (MHz)	UL Channel	Modulation	BW (MHz)	EUT Pol.	Antenna Pol.	EIRP(dBm)	Limit (dBm)	Result
20MHz(RB size 1 & RB offset 0)								
2560.00	21350	QPSK	20	H	V	12.95	33.00	Pass
					H	10.65		
2560.00	21350	16QAM	20	H	V	12.92		
					H	11.28		
20MHz(RB size 50 & RB offset 0)								
2560.00	21350	QPSK	20	H	V	12.97	33.00	Pass
					H	10.88		
2560.00	21350	16QAM	20	H	V	12.86		
					H	11.56		
20MHz(RB size 100 & RB offset 0)								
2560.00	21350	QPSK	20	H	V	11.40	33.00	Pass
					H	8.86		
2560.00	21350	16QAM	20	H	V	11.45		
					H	10.00		

6.11 Field strength of spurious radiation measurement

Test Requirement:	FCC Part 24.238 (a), part 27.53(g), part 27.53(h)
Test Method:	FCC part 2.1053
Limit:	LTE Band 2, LTE Band 4: -13dBm LTE Band 7: -25dBm
Test setup:	Below 1GHz 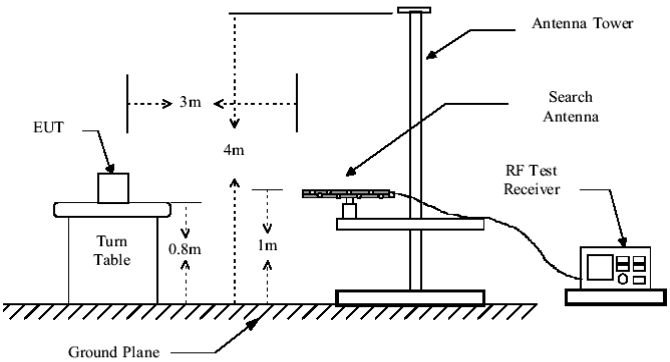 Above 1GHz 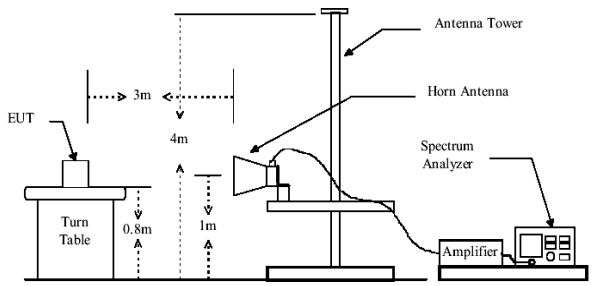 Substituted method: 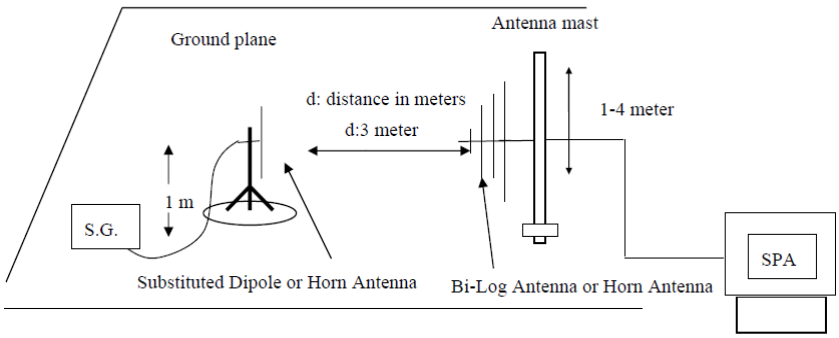
Test Procedure:	1. The EUT was placed on an non-conductive turntable using a non-conductive support. The radiated emission at the fundamental frequency was measured at 3 m with a test antenna and EMI spectrum analyzer. 2. During the tests, the antenna height and the EUT azimuth were varied in order to identify the maximum level of emissions from the EUT. This maximization process was repeated with the EUT positioned in each of its three orthogonal orientations. 3. The frequency range up to tenth harmonic was investigated for each of three fundamental frequency (low, middle and high channels). Once spurious emission was identified, the power of the emission

	was determined using the substitution method. 4. The spurious emissions attenuation was calculated as the difference between radiated power at the fundamental frequency and the spurious emissions frequency. ERP / EIRP = S.G. output (dBm) + Antenna Gain(dB/dBi) – Cable Loss (dB)
Test Instruments:	Refer to section 5.8 for details
Test mode:	Refer to section 5.3 for details.
Test results:	Passed

Measurement Data (worst case)

Below 1GHz:

The emission levels of below 1 GHz are 20 dB lower than the limit so not show in this report.

Above 1GHz
For above 1 GHz, all test modes were performed, and just the worst case shown in the report.

LTE band 2 part:

1.4MHz(RB size 1 & RB offset 0) for QPSK				
Frequency (MHz)	Spurious Emission		Limit (dBm)	Result
	Polarization	Level (dBm)		
Lowest				
3701.40	Vertical	-38.45	-13.00	Pass
5552.10	V	-24.96		
3701.40	Horizontal	-43.38		
5552.10	H	-18.46		
Middle				
3760.00	Vertical	-41.38	-13.00	Pass
5640.00	V	-25.97		
3760.00	Horizontal	-43.93		
5640.00	H	-19.15		
Highest				
3818.60	Vertical	-43.38	-13.00	Pass
5727.90	V	-25.67		
3818.60	Horizontal	-44.39		
5727.90	H	-24.58		

3MHz(RB size 1 & RB offset 0) for QPSK				
Frequency (MHz)	Spurious Emission		Limit (dBm)	Result
	Polarization	Level (dBm)		
Lowest				
3703.00	Vertical	-37.97	-13.00	Pass
5554.20	V	-25.18		
3703.00	Horizontal	-45.06		
5554.20	H	-25.40		
Middle				
3760.00	Vertical	-41.76	-13.00	Pass
5640.00	V	-28.58		
3760.00	Horizontal	-44.04		
5640.00	H	-21.03		
Highest				
3817.00	Vertical	-42.09	-13.00	Pass
5725.50	V	-23.57		
3817.00	Horizontal	-44.33		
5725.50	H	-20.89		

5MHz(RB size 1 & RB offset 0) for QPSK				
Frequency (MHz)	Spurious Emission		Limit (dBm)	Result
	Polarization	Level (dBm)		
Lowest				
3705.00	Vertical	-44.28	-13.00	Pass
5557.50	V	-32.85		
3705.00	Horizontal	-47.24		
5557.50	H	-26.95		
Middle				
3760.00	Vertical	-46.88	-13.00	Pass
5640.00	V	-35.12		
3760.00	Horizontal	-48.40		
5640.00	H	-32.23		
Highest				
3815.00	Vertical	-47.64	-13.00	Pass
5722.50	V	-32.72		
3815.00	Horizontal	-48.45		
5722.50	H	-27.63		

10MHz(RB size 1 & RB offset 0) for QPSK				
Frequency (MHz)	Spurious Emission		Limit (dBm)	Result
	Polarization	Level (dBm)		
Lowest				
3710.00	Vertical	-38.20	-13.00	Pass
5565.00	V	-25.75		
3710.00	Horizontal	-44.19		
5565.00	H	-21.90		
Middle				
3760.00	Vertical	-40.61	-13.00	Pass
5640.00	V	-27.12		
3760.00	Horizontal	-43.31		
5640.00	H	-26.76		
Highest				
3810.00	Vertical	-42.30	-13.00	Pass
5715.00	V	-28.83		
3810.00	Horizontal	-45.35		
5715.00	H	-20.74		

15MHz(RB size 1 & RB offset 0) for QPSK				
Frequency (MHz)	Spurious Emission		Limit (dBm)	Result
	Polarization	Level (dBm)		
Lowest				
3715.00	Vertical	-37.46	-13.00	Pass
5572.50	V	-25.07		
3715.00	Horizontal	-41.84		
5572.50	H	-19.65		
Middle				
3760.00	Vertical	-41.49	-13.00	Pass
5640.00	V	-30.00		
3760.00	Horizontal	-44.61		
5640.00	H	-24.51		
Highest				
3805.00	Vertical	-42.62	-13.00	Pass
5707.50	V	-28.84		
3805.00	Horizontal	-43.41		
5707.50	H	-26.80		

20MHz(RB size 1 & RB offset 0) for QPSK				
Frequency (MHz)	Spurious Emission		Limit (dBm)	Result
	Polarization	Level (dBm)		
Lowest				
3720.00	Vertical	-39.04	-13.00	Pass
5580.00	V	-25.31		
3720.00	Horizontal	-40.71		
5580.00	H	-20.84		
Middle				
3760.00	Vertical	-38.45	-13.00	Pass
5640.00	V	-27.81		
3760.00	Horizontal	-44.01		
5640.00	H	-17.45		
Highest				
3800.00	Vertical	-42.25	-13.00	Pass
5700.00	V	-25.78		
3800.00	Horizontal	-42.28		
5700.00	H	-20.49		

LTE Band 4 Part:

1.4MHz(RB size 1 & RB offset 0) for QPSK				
Frequency (MHz)	Spurious Emission		Limit (dBm)	Result
	Polarization	Level (dBm)		
Lowest				
3421.40	Vertical	-39.92	-13.00	Pass
5132.10	V	-27.86		
6842.80	V	-36.91		
3421.40	Horizontal	-38.47		
5132.10	H	-20.21		
6842.80	H	-32.45		
Middle				
3465.00	Vertical	-36.05	-13.00	Pass
5197.50	V	-28.83		
6930.00	V	-26.43		
3465.00	Horizontal	-40.73		
5197.50	H	-26.22		
6930.00	H	-34.51		
Highest				
3508.60	Vertical	-36.45	-13.00	Pass
5262.90	V	-25.48		
7017.20	V	-26.10		
3508.60	Horizontal	-40.96		
5262.90	H	-22.98		
7017.20	H	-31.65		

3MHz(RB size 1 & RB offset 0) for QPSK				
Frequency (MHz)	Spurious Emission		Limit (dBm)	Result
	Polarization	Level (dBm)		
Lowest				
3423.00	Vertical	-38.30	-13.00	Pass
5134.50	V	-26.26		
6846.00	V	-30.86		
3423.00	Horizontal	-39.41		
5134.50	H	-27.41		
6846.00	H	-32.60		
Middle				
3465.00	Vertical	-36.81	-13.00	Pass
5197.50	V	-26.43		
6930.00	V	-32.92		
3465.00	Horizontal	-41.99		
5197.50	H	-28.58		
6930.00	H	-35.13		

Highest				
3507.00	Vertical	-35.78	-13.00	Pass
5260.50	V	-24.73		
7014.00	V	-28.41		
3507.00	Horizontal	-39.03		
5260.50	H	-22.40		
7014.00	H	-29.41		
5MHz(RB size 1 & RB offset 0) for QPSK				
Frequency (MHz)	Spurious Emission		Limit (dBm)	Result
	Polarization	Level (dBm)		
Lowest				
3425.00	Vertical	-36.03	-13.00	Pass
5137.50	V	-27.16		
6850.00	V	-30.37		
3425.00	Horizontal	-39.61		
5137.50	H	-31.03		
6850.00	H	-34.70		
Middle				
3465.00	Vertical	-38.77	-13.00	Pass
5197.50	V	-24.29		
6930.00	V	-32.56		
3465.00	Horizontal	-40.43		
5197.50	H	-27.89		
6930.00	H	-34.62		
Highest				
3505.00	Vertical	-38.37	-13.00	Pass
5257.50	V	-24.46		
7010.00	V	-27.95		
3505.00	Horizontal	-42.35		
5257.50	H	-23.85		
7010.00	H	-32.90		
10MHz(RB size 1 & RB offset 0) for QPSK				
Frequency (MHz)	Spurious Emission		Limit (dBm)	Result
	Polarization	Level (dBm)		
Lowest				
3430.00	Vertical	-37.02	-13.00	Pass
5145.00	V	-26.65		
6860.00	V	-30.24		
3430.00	Horizontal	-40.07		
5145.00	H	-30.05		
6860.00	H	-33.64		

Middle				
3465.00	Vertical	-37.43	-13.00	Pass
5197.50	V	-28.74		
6930.00	V	-32.03		
3465.00	Horizontal	-41.59		
5197.50	H	-26.83		
6930.00	H	-34.78		
Highest				
3500.00	Vertical	-38.13	-13.00	Pass
5250.00	V	-23.36		
7000.00	V	-35.90		
3500.00	Horizontal	-39.85		
5250.00	H	-27.10		
7000.00	H	-34.66		

15MHz(RB size 1 & RB offset 0) for QPSK

Frequency (MHz)	Spurious Emission		Limit (dBm)	Result
	Polarization	Level (dBm)		
Lowest				
3435.00	Vertical	-37.35	-13.00	Pass
5152.50	V	-27.56		
6870.00	V	-29.61		
3435.00	Horizontal	-40.24		
5152.50	H	-32.54		
6870.00	H	-35.26		
Middle				
3465.00	Vertical	-39.77	-13.00	Pass
5197.50	V	-26.40		
6930.00	V	-33.30		
3465.00	Horizontal	-42.37		
5197.50	H	-32.09		
6930.00	H	-36.51		
Highest				
3495.00	Vertical	-37.63	-13.00	Pass
5242.50	V	-27.89		
6990.00	V	-33.68		
3495.00	Horizontal	-40.40		
5242.50	H	-28.30		
6990.00	H	-33.86		

20MHz(RB size 1 & RB offset 0) for QPSK				
Frequency (MHz)	Spurious Emission		Limit (dBm)	Result
	Polarization	Level (dBm)		
Lowest				
3440.00	Vertical	-36.47	-13.00	Pass
5160.00	V	-28.89		
6880.00	V	-33.64		
3440.00	Horizontal	-40.14		
5160.00	H	-28.04		
6880.00	H	-31.12		
Middle				
3465.00	Vertical	-40.13	-13.00	Pass
5197.50	V	-28.21		
6930.00	V	-30.46		
3465.00	Horizontal	-41.29		
5197.50	H	-32.19		
6930.00	H	-32.61		
Highest				
3490.00	Vertical	-34.98	-13.00	Pass
5235.00	V	-28.50		
6980.00	V	-32.65		
3490.00	Horizontal	-40.80		
5235.00	H	-29.47		
6980.00	H	-35.23		

LTE Band 7 Part:

5MHz(RB size 1 & RB offset 0) for QPSK				
Frequency (MHz)	Spurious Emission		Limit (dBm)	Result
	Polarization	Level (dBm)		
Lowest				
5005.00	Vertical	-34.53	-25.00	Pass
7507.50	V	-28.08		
5005.00	Horizontal	-34.87		
7507.50	H	-28.12		
Middle				
5070.00	Vertical	-32.62	-25.00	Pass
7605.00	V	-27.07		
5070.00	Horizontal	-30.36		
7605.00	H	-27.61		
Highest				
5135.00	Vertical	-32.26	-25.00	Pass
7702.50	V	-27.47		
5135.00	Horizontal	-28.29		
7702.50	H	-27.29		

10MHz(RB size 1 & RB offset 0) for QPSK				
Frequency (MHz)	Spurious Emission		Limit (dBm)	Result
	Polarization	Level (dBm)		
Lowest				
5010.00	Vertical	-33.86	-25.00	Pass
7515.00	V	-27.08		
5010.00	Horizontal	-31.58		
7515.00	H	-26.62		
Middle				
5070.00	Vertical	-31.03	-25.00	Pass
7605.00	V	-26.44		
5070.00	Horizontal	-29.47		
7605.00	H	-29.22		
Highest				
5130.00	Vertical	-30.56	-25.00	Pass
7695.00	V	-26.64		
5130.00	Horizontal	-32.31		
7695.00	H	-28.24		

15MHz(RB size 1 & RB offset 0) for QPSK				
Frequency (MHz)	Spurious Emission		Limit (dBm)	Result
	Polarization	Level (dBm)		
Lowest				
5015.00	Vertical	-35.26	-25.00	Pass
7522.50	V	-27.06		
5015.00	Horizontal	-31.91		
7522.50	H	-26.39		
Middle				
5070.00	Vertical	-32.18	-25.00	Pass
7605.00	V	-26.71		
5070.00	Horizontal	-32.77		
7605.00	H	-27.70		
Highest				
5125.00	Vertical	-33.00	-25.00	Pass
7687.50	V	-26.16		
5125.00	Horizontal	-29.57		
7687.50	H	-26.55		

20MHz(RB size 1 & RB offset 0) for QPSK				
Frequency (MHz)	Spurious Emission		Limit (dBm)	Result
	Polarization	Level (dBm)		
Lowest				
5020.00	Vertical	-33.27	-25.00	Pass
7530.00	V	-27.35		
5020.00	Horizontal	-33.27		
7530.00	H	-26.74		
Middle				
5070.00	Vertical	-32.19	-25.00	Pass
7605.00	V	-27.46		
5070.00	Horizontal	-31.78		
7605.00	H	-28.48		
Highest				
5120.00	Vertical	-33.34	-25.00	Pass
7680.00	V	-27.64		
5120.00	Horizontal	-29.27		
7680.00	H	-27.03		

6.12 Frequency stability V.S. Temperature measurement

Test Requirement:	FCC Part 2.1055(a)(1)(b)
Test Method:	FCC Part 2.1055(a)(1)(b)
Limit:	±2.5 ppm
Test setup:	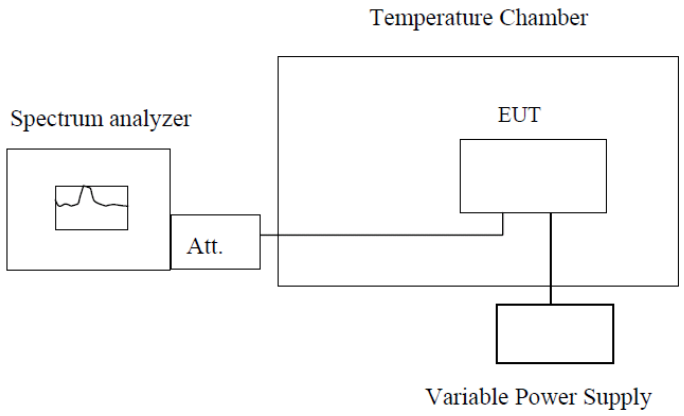 **Note :** Measurement setup for testing on Antenna connector
Test procedure:	1. The equipment under test was connected to an external DC power supply and input rated voltage. 2. RF output was connected to a frequency counter or spectrum analyzer via feed through attenuators. 3. The EUT was placed inside the temperature chamber. 4. Set the spectrum analyzer RBW low enough to obtain the desired frequency resolution and measure EUT 25℃ operating frequency as reference frequency. 5. Turn EUT off and set the chamber temperature to –30℃. After the temperature stabilized for approximately 30 minutes recorded the frequency. 6. Repeat step measure with 10℃ increased per stage until the highest temperature of +50℃ reached
Test Instruments:	Refer to section 5.8 for details
Test mode:	Refer to section 5.3 for details
Test results:	Passed
Remark:	All three channels of all modulations have been tested, but only the worst channel and the worst modulation show in this test item.

Measurement Data (the worst channel):

LTE Band 2(QPSK):

Reference Frequency: LTE Band 2(1.4MHz) Middle channel=18900 channel=1880.00MHz					
Power supplied (Vdc)	Temperature (℃)	Frequency error		Limit (ppm)	Result
		Hz	ppm		
3.70	-30	178	0.094681	±2.5	Pass
	-20	126	0.067021		
	-10	124	0.065957		
	0	157	0.083511		
	10	85	0.045213		
	20	126	0.067021		
	30	128	0.068085		
	40	142	0.075532		
	50	85	0.045213		
Reference Frequency: LTE Band 2(3MHz) Middle channel=18900 channel=1880.00MHz					
Power supplied (Vdc)	Temperature (℃)	Frequency error		Limit (ppm)	Result
		Hz	ppm		
3.70	-30	127	0.067553	±2.5	Pass
	-20	165	0.087766		
	-10	146	0.077660		
	0	108	0.057447		
	10	111	0.059043		
	20	105	0.055851		
	30	136	0.072340		
	40	128	0.068085		
	50	154	0.081915		
Reference Frequency: LTE Band 2(5MHz) Middle channel=18900 channel=1880.00MHz					
Power supplied (Vdc)	Temperature (℃)	Frequency error		Limit (ppm)	Result
		Hz	ppm		
3.70	-30	118	0.062766	±2.5	Pass
	-20	106	0.056383		
	-10	73	0.038830		
	0	58	0.030851		
	10	67	0.035638		
	20	74	0.039362		
	30	56	0.029787		
	40	92	0.048936		
	50	105	0.055851		

Reference Frequency: LTE Band 2(10MHz) Middle channel=18900 channel=1880.00MHz					
Power supplied (Vdc)	Temperature (℃)	Frequency error		Limit (ppm)	Result
		Hz	ppm		
3.70	-30	88	0.046809	±2.5	Pass
	-20	106	0.056383		
	-10	69	0.036702		
	0	95	0.050532		
	10	126	0.067021		
	20	108	0.057447		
	30	87	0.046277		
	40	134	0.071277		
	50	86	0.045745		

Reference Frequency: LTE Band 2(15MHz) Middle channel=18900 channel=1880.00MHz					
Power supplied (Vdc)	Temperature (℃)	Frequency error		Limit (ppm)	Result
		Hz	ppm		
3.70	-30	96	0.051064	±2.5	Pass
	-20	87	0.046277		
	-10	75	0.039894		
	0	109	0.057979		
	10	51	0.027128		
	20	125	0.066489		
	30	98	0.052128		
	40	104	0.055319		
	50	99	0.052660		

Reference Frequency: LTE Band 2(20MHz) Middle channel=18900 channel=1880.00MHz					
Power supplied (Vdc)	Temperature (℃)	Frequency error		Limit (ppm)	Result
		Hz	ppm		
3.70	-30	138	0.073404	±2.5	Pass
	-20	145	0.077128		
	-10	118	0.062766		
	0	94	0.050000		
	10	43	0.022872		
	20	95	0.050532		
	30	76	0.040426		
	40	108	0.057447		
	50	105	0.055851		

LTE Band 2(16QAM):

Reference Frequency: LTE Band 2(1.4MHz) Middle channel=18900 channel=1880.00MHz					
Power supplied (Vdc)	Temperature (℃)	Frequency error		Limit (ppm)	Result
		Hz	ppm		
3.70	-30	115	0.061170	±2.5	Pass
	-20	103	0.054787		
	-10	128	0.068085		
	0	147	0.078191		
	10	95	0.050532		
	20	139	0.073936		
	30	124	0.065957		
	40	125	0.066489		
	50	101	0.053723		

Reference Frequency: LTE Band 2(3MHz) Middle channel=18900 channel=1880.00MHz					
Power supplied (Vdc)	Temperature (℃)	Frequency error		Limit (ppm)	Result
		Hz	ppm		
3.70	-30	117	0.062234	±2.5	Pass
	-20	139	0.073936		
	-10	125	0.066489		
	0	93	0.049468		
	10	104	0.055319		
	20	125	0.066489		
	30	148	0.078723		
	40	104	0.055319		
	50	126	0.067021		

Reference Frequency: LTE Band 2(5MHz) Middle channel=18900 channel=1880.00MHz					
Power supplied (Vdc)	Temperature (℃)	Frequency error		Limit (ppm)	Result
		Hz	ppm		
3.70	-30	134	0.071277	±2.5	Pass
	-20	85	0.045213		
	-10	98	0.052128		
	0	104	0.055319		
	10	117	0.062234		
	20	116	0.061702		
	30	122	0.064894		
	40	135	0.071809		
	50	113	0.060106		

Reference Frequency: LTE Band 2(10MHz) Middle channel=18900 channel=1880.00MHz					
Power supplied (Vdc)	Temperature (℃)	Frequency error		Limit (ppm)	Result
		Hz	ppm		
3.70	-30	97	0.051596	±2.5	Pass
	-20	125	0.066489		
	-10	76	0.040426		
	0	99	0.052660		
	10	114	0.060638		
	20	108	0.057447		
	30	96	0.051064		
	40	122	0.064894		
	50	95	0.050532		

Reference Frequency: LTE Band 2(15MHz) Middle channel=18900 channel=1880.00MHz					
Power supplied (Vdc)	Temperature (℃)	Frequency error		Limit (ppm)	Result
		Hz	ppm		
3.70	-30	105	0.055851	±2.5	Pass
	-20	94	0.050000		
	-10	86	0.045745		
	0	129	0.068617		
	10	137	0.072872		
	20	102	0.054255		
	30	85	0.045213		
	40	128	0.068085		
	50	82	0.043617		

Reference Frequency: LTE Band 2(20MHz) Middle channel=18900 channel=1880.00MHz					
Power supplied (Vdc)	Temperature (℃)	Frequency error		Limit (ppm)	Result
		Hz	ppm		
3.70	-30	125	0.066489	±2.5	Pass
	-20	157	0.083511		
	-10	126	0.067021		
	0	103	0.054787		
	10	75	0.039894		
	20	86	0.045745		
	30	98	0.052128		
	40	111	0.059043		
	50	96	0.051064		

LTE Band 4(QPSK):

Reference Frequency: LTE Band 4(1.4MHz) Middle channel=20175 channel=1732.50MHz					
Power supplied (Vdc)	Temperature (℃)	Frequency error		Limit (ppm)	Result
		Hz	ppm		
3.70	-30	172	0.099278	±2.5	Pass
	-20	125	0.072150		
	-10	123	0.070996		
	0	154	0.088889		
	10	89	0.051371		
	20	128	0.073882		
	30	126	0.072727		
	40	146	0.084271		
	50	87	0.050216		

Reference Frequency: LTE Band 4(3MHz) Middle channel=20175 channel=1732.50MHz					
Power supplied (Vdc)	Temperature (℃)	Frequency error		Limit (ppm)	Result
		Hz	ppm		
3.70	-30	128	0.073882	±2.5	Pass
	-20	164	0.094661		
	-10	144	0.083117		
	0	108	0.062338		
	10	115	0.066378		
	20	107	0.061760		
	30	135	0.077922		
	40	125	0.072150		
	50	153	0.088312		

Reference Frequency: LTE Band 4(5MHz) Middle channel=20175 channel=1732.50MHz					
Power supplied (Vdc)	Temperature (℃)	Frequency error		Limit (ppm)	Result
		Hz	ppm		
3.70	-30	115	0.066378	±2.5	Pass
	-20	104	0.060029		
	-10	73	0.042136		
	0	58	0.033478		
	10	61	0.035209		
	20	76	0.043867		
	30	58	0.033478		
	40	95	0.054834		
	50	105	0.060606		

Reference Frequency: LTE Band 4(10MHz) Middle channel=20175 channel=1732.50MHz					
Power supplied (Vdc)	Temperature (℃)	Frequency error		Limit (ppm)	Result
		Hz	ppm		
3.70	-30	88	0.050794	±2.5	Pass
	-20	105	0.060606		
	-10	67	0.038672		
	0	95	0.054834		
	10	129	0.074459		
	20	105	0.060606		
	30	83	0.047908		
	40	132	0.076190		
	50	85	0.049062		

Reference Frequency: LTE Band 4(15MHz) Middle channel=20175 channel=1732.50MHz					
Power supplied (Vdc)	Temperature (℃)	Frequency error		Limit (ppm)	Result
		Hz	ppm		
3.70	-30	95	0.054834	±2.5	Pass
	-20	83	0.047908		
	-10	78	0.045022		
	0	107	0.061760		
	10	55	0.031746		
	20	128	0.073882		
	30	99	0.057143		
	40	106	0.061183		
	50	94	0.054257		

Reference Frequency: LTE Band 4(20MHz) Middle channel=20175 channel=1732.50MHz					
Power supplied (Vdc)	Temperature (℃)	Frequency error		Limit (ppm)	Result
		Hz	ppm		
3.70	-30	138	0.079654	±2.5	Pass
	-20	144	0.083117		
	-10	117	0.067532		
	0	99	0.057143		
	10	45	0.025974		
	20	93	0.053680		
	30	76	0.043867		
	40	101	0.058297		
	50	106	0.061183		

LTE Band 4(16QAM):

Reference Frequency: LTE Band 4(1.4MHz) Middle channel=20175 channel=1732.50MHz					
Power supplied (Vdc)	Temperature (℃)	Frequency error		Limit (ppm)	Result
		Hz	ppm		
3.70	-30	149	0.086003	±2.5	Pass
	-20	107	0.061760		
	-10	125	0.072150		
	0	146	0.084271		
	10	98	0.056566		
	20	134	0.077345		
	30	128	0.073882		
	40	125	0.072150		
	50	104	0.060029		

Reference Frequency: LTE Band 4(3MHz) Middle channel=20175 channel=1732.50MHz					
Power supplied (Vdc)	Temperature (℃)	Frequency error		Limit (ppm)	Result
		Hz	ppm		
3.70	-30	117	0.067532	±2.5	Pass
	-20	135	0.077922		
	-10	129	0.074459		
	0	91	0.052525		
	10	105	0.060606		
	20	123	0.070996		
	30	148	0.085426		
	40	101	0.058297		
	50	125	0.072150		

Reference Frequency: LTE Band 4(5MHz) Middle channel=20175 channel=1732.50MHz					
Power supplied (Vdc)	Temperature (℃)	Frequency error		Limit (ppm)	Result
		Hz	ppm		
3.70	-30	137	0.079076	±2.5	Pass
	-20	85	0.049062		
	-10	92	0.053102		
	0	105	0.060606		
	10	116	0.066955		
	20	115	0.066378		
	30	122	0.070418		
	40	138	0.079654		
	50	116	0.066955		

Reference Frequency: LTE Band 4(10MHz) Middle channel=20175 channel=1732.50MHz					
Power supplied (Vdc)	Temperature (℃)	Frequency error		Limit (ppm)	Result
		Hz	ppm		
3.70	-30	93	0.053680	±2.5	Pass
	-20	125	0.072150		
	-10	76	0.043867		
	0	91	0.052525		
	10	118	0.068110		
	20	105	0.060606		
	30	98	0.056566		
	40	123	0.070996		
	50	95	0.054834		

Reference Frequency: LTE Band 4(15MHz) Middle channel=20175 channel=1732.50MHz					
Power supplied (Vdc)	Temperature (℃)	Frequency error		Limit (ppm)	Result
		Hz	ppm		
3.70	-30	107	0.061760	±2.5	Pass
	-20	95	0.054834		
	-10	82	0.047330		
	0	128	0.073882		
	10	131	0.075613		
	20	106	0.061183		
	30	85	0.049062		
	40	125	0.072150		
	50	83	0.047908		

Reference Frequency: LTE Band 4(20MHz) Middle channel=20175 channel=1732.50MHz					
Power supplied (Vdc)	Temperature (℃)	Frequency error		Limit (ppm)	Result
		Hz	ppm		
3.70	-30	128	0.073882	±2.5	Pass
	-20	155	0.089466		
	-10	124	0.071573		
	0	103	0.059452		
	10	78	0.045022		
	20	85	0.049062		
	30	97	0.055988		
	40	116	0.066955		
	50	93	0.053680		

LTE Band 7(QPSK):

Reference Frequency: LTE Band 7(5MHz) Middle channel=21100 Frequency=2535.00MHz					
Power supplied (Vdc)	Temperature (℃)	Frequency error		Limit (ppm)	Result
		Hz	ppm		
3.70	-30	175	0.069034	±2.5	Pass
	-20	161	0.063511		
	-10	127	0.050099		
	0	73	0.028797		
	10	98	0.038659		
	20	105	0.041420		
	30	101	0.039842		
	40	85	0.033531		
	50	74	0.029191		
Reference Frequency: LTE Band 7(10MHz) Middle channel=21100 Frequency=2535.00MHz					
Power supplied (Vdc)	Temperature (℃)	Frequency error		Limit (ppm)	Result
		Hz	ppm		
3.70	-30	98	0.038659	±2.5	Pass
	-20	126	0.049704		
	-10	125	0.049310		
	0	132	0.052071		
	10	93	0.036686		
	20	88	0.034714		
	30	86	0.033925		
	40	111	0.043787		
	50	125	0.049310		
Reference Frequency: LTE Band 7(15MHz) Middle channel=21100 Frequency=2535.00MHz					
Power supplied (Vdc)	Temperature (℃)	Frequency error		Limit (ppm)	Result
		Hz	ppm		
3.70	-30	145	0.057199	±2.5	Pass
	-20	128	0.050493		
	-10	86	0.033925		
	0	81	0.031953		
	10	123	0.048521		
	20	145	0.057199		
	30	97	0.038264		
	40	82	0.032347		
	50	96	0.037870		
Reference Frequency: LTE Band 7(20MHz) Middle channel=21100 Frequency=2535.00MHz					
Power supplied (Vdc)	Temperature (℃)	Frequency error		Limit (ppm)	Result
		Hz	ppm		
3.70	-30	139	0.054832	±2.5	Pass
	-20	35	0.013807		
	-10	82	0.032347		
	0	61	0.024063		
	10	105	0.041420		
	20	102	0.040237		
	30	93	0.036686		
	40	95	0.037475		
	50	83	0.032742		

LTE Band 7(16QAM):

Reference Frequency: LTE Band 7(5MHz) Middle channel=21100 Frequency=2535.00MHz					
Power supplied (Vdc)	Temperature (℃)	Frequency error		Limit (ppm)	Result
		Hz	ppm		
3.70	-30	96	0.037870	±2.5	Pass
	-20	75	0.029586		
	-10	108	0.042604		
	0	161	0.063511		
	10	177	0.069822		
	20	95	0.037475		
	30	83	0.032742		
	40	162	0.063905		
	50	165	0.065089		
Reference Frequency: LTE Band 7(10MHz) Middle channel=21100 Frequency=2535.00MHz					
Power supplied (Vdc)	Temperature (℃)	Frequency error		Limit (ppm)	Result
		Hz	ppm		
3.70	-30	84	0.033136	±2.5	Pass
	-20	72	0.028402		
	-10	97	0.038264		
	0	136	0.053649		
	10	65	0.025641		
	20	82	0.032347		
	30	75	0.029586		
	40	103	0.040631		
	50	124	0.048915		
Reference Frequency: LTE Band 7(15MHz) Middle channel=21100 Frequency=2535.00MHz					
Power supplied (Vdc)	Temperature (℃)	Frequency error		Limit (ppm)	Result
		Hz	ppm		
3.70	-30	161	0.063511	2.5	Pass
	-20	148	0.058383		
	-10	95	0.037475		
	0	103	0.040631		
	10	75	0.029586		
	20	94	0.037081		
	30	86	0.033925		
	40	75	0.029586		
	50	72	0.028402		
Reference Frequency: LTE Band 7(20MHz) Middle channel=21100 Frequency=2535.00MHz					
Power supplied (Vdc)	Temperature (℃)	Frequency error		Limit (ppm)	Result
		Hz	ppm		
3.70	-30	157	0.061933	2.5	Pass
	-20	96	0.037870		
	-10	105	0.041420		
	0	141	0.055621		
	10	98	0.038659		
	20	89	0.035108		
	30	65	0.025641		
	40	72	0.028402		
	50	93	0.036686		

6.13 Frequency stability V.S. Voltage measurement

Test Requirement:	FCC Part 2.1055(d)(1)(2)
Test Method:	FCC Part 2.1055(d)(1)(2)
Limit:	2.5ppm
Test setup:	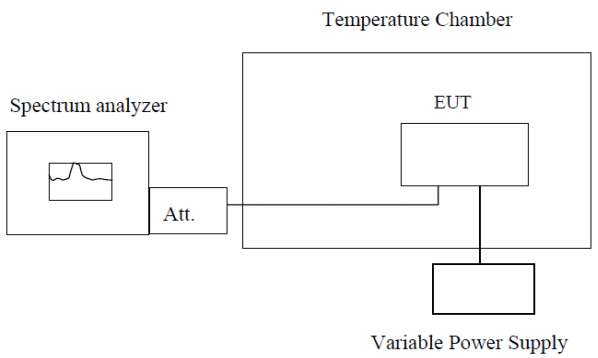 **Note :** Measurement setup for testing on Antenna connector
Test procedure:	1. Set chamber temperature to 25℃. Use a variable DC power source to power the EUT and set the voltage to rated voltage. 2. Set the spectrum analyzer RBW low enough to obtain the desired frequency resolution and recorded the frequency. 3. Reduce the input voltage to specify extreme voltage variation (+/-15%) and endpoint, record the maximum frequency change.
Test Instruments:	Refer to section 5.8 for details
Test mode:	Refer to section 5.3 for details, and all channels have been tested, only shows the worst channel data in this report.
Test results:	Passed

Measurement Data (the worst channel):

LTE Band 2(QPSK):

Reference Frequency: LTE Band 2(1.4MHz) Middle channel=18900 channel=1880.00MHz					
Temperature（℃）	Power supplied (Vdc)	Frequency error		Limit (ppm)	Result
		Hz	ppm		
25	4.25	146	0.077660	±2.5	Pass
	3.70	85	0.045213		
	3.40	57	0.030319		
Reference Frequency: LTE Band 2(3MHz) Middle channel=18900 channel=1880.00MHz					
Temperature（℃）	Power supplied (Vdc)	Frequency error		Limit (ppm)	Result
		Hz	ppm		
25	4.25	71	0.037766	±2.5	Pass
	3.70	95	0.050532		
	3.40	83	0.044149		
Reference Frequency: LTE Band 2(5MHz) Middle channel=18900 channel=1880.00MHz					
Temperature（℃）	Power supplied (Vdc)	Frequency error		Limit (ppm)	Result
		Hz	ppm		
25	4.25	65	0.034574	±2.5	Pass
	3.70	51	0.027128		
	3.40	108	0.057447		
Reference Frequency: LTE Band 2(10MHz) Middle channel=18900 channel=1880.00MHz					
Temperature（℃）	Power supplied (Vdc)	Frequency error		Limit (ppm)	Result
		Hz	ppm		
25	4.25	95	0.050532	±2.5	Pass
	3.70	89	0.047340		
	3.40	61	0.032447		
Reference Frequency: LTE Band 2(15MHz) Middle channel=18900 channel=1880.00MHz					
Temperature（℃）	Power supplied (Vdc)	Frequency error		Limit (ppm)	Result
		Hz	ppm		
25	4.25	65	0.034574	±2.5	Pass
	3.70	72	0.038298		
	3.40	97	0.051596		
Reference Frequency: LTE Band 2(20MHz) Middle channel=20175 channel=1880.00MHz					
Temperature（℃）	Power supplied (Vdc)	Frequency error		Limit (ppm)	Result
		Hz	ppm		
25	4.25	64	0.034043	±2.5	Pass
	3.70	87	0.046277		
	3.40	78	0.041489		

LTE Band 2(16QAM):

Reference Frequency: LTE Band 2(1.4MHz) Middle channel=18900 channel=1880.00MHz					
Temperature（℃）	Power supplied (Vdc)	Frequency error		Limit (ppm)	Result
		Hz	ppm		
25	4.25	106	0.056383	±2.5	Pass
	3.70	72	0.038298		
	3.40	94	0.050000		
Reference Frequency: LTE Band 2(3MHz) Middle channel=18900 channel=1880.00MHz					
Temperature（℃）	Power supplied (Vdc)	Frequency error		Limit (ppm)	Result
		Hz	ppm		
25	4.25	85	0.045213	±2.5	Pass
	3.70	102	0.054255		
	3.40	74	0.039362		
Reference Frequency: LTE Band 2(5MHz) Middle channel=18900 channel=1880.00MHz					
Temperature（℃）	Power supplied (Vdc)	Frequency error		Limit (ppm)	Result
		Hz	ppm		
25	4.25	83	0.044149	±2.5	Pass
	3.70	75	0.039894		
	3.40	87	0.046277		
Reference Frequency: LTE Band 2(10MHz) Middle channel=18900 channel=1880.00MHz					
Temperature（℃）	Power supplied (Vdc)	Frequency error		Limit (ppm)	Result
		Hz	ppm		
25	4.25	91	0.048404	±2.5	Pass
	3.70	95	0.050532		
	3.40	88	0.046809		
Reference Frequency: LTE Band 2(15MHz) Middle channel=18900 channel=1880.00MHz					
Temperature（℃）	Power supplied (Vdc)	Frequency error		Limit (ppm)	Result
		Hz	ppm		
25	4.25	52	0.027660	±2.5	Pass
	3.70	77	0.040957		
	3.40	83	0.044149		
Reference Frequency: LTE Band 2(20MHz) Middle channel=18900 channel=1880.00MHz					
Temperature（℃）	Power supplied (Vdc)	Frequency error		Limit (ppm)	Result
		Hz	ppm		
25	4.25	82	0.043617	±2.5	Pass
	3.70	105	0.055851		
	3.40	116	0.061702		

LTE Band 4(QPSK):

Reference Frequency: LTE Band 4(1.4MHz) Middle channel=20175 channel=1732.50MHz					
Temperature（℃）	Power supplied (Vdc)	Frequency error		Limit (ppm)	Result
		Hz	ppm		
25	4.25	156	0.090043	±2.5	Pass
	3.70	82	0.047330		
	3.40	57	0.032900		
Reference Frequency: LTE Band 4(3MHz) Middle channel=20175 channel=1732.50MHz					
Temperature（℃）	Power supplied (Vdc)	Frequency error		Limit (ppm)	Result
		Hz	ppm		
25	4.25	78	0.045022	±2.5	Pass
	3.70	99	0.057143		
	3.40	84	0.048485		
Reference Frequency: LTE Band 4(5MHz) Middle channel=20175 channel=1732.50MHz					
Temperature（℃）	Power supplied (Vdc)	Frequency error		Limit (ppm)	Result
		Hz	ppm		
25	4.25	65	0.037518	±2.5	Pass
	3.70	52	0.030014		
	3.40	107	0.061760		
Reference Frequency: LTE Band 4(10MHz) Middle channel=20175 channel=1732.50MHz					
Temperature（℃）	Power supplied (Vdc)	Frequency error		Limit (ppm)	Result
		Hz	ppm		
25	4.25	98	0.056566	±2.5	Pass
	3.70	85	0.049062		
	3.40	63	0.036364		
Reference Frequency: LTE Band 4(15MHz) Middle channel=20175 channel=1732.50MHz					
Temperature（℃）	Power supplied (Vdc)	Frequency error		Limit (ppm)	Result
		Hz	ppm		
25	4.25	61	0.035209	±2.5	Pass
	3.70	77	0.044444		
	3.40	99	0.057143		
Reference Frequency: LTE Band 4(20MHz) Middle channel=20175 channel=1732.50MHz					
Temperature（℃）	Power supplied (Vdc)	Frequency error		Limit (ppm)	Result
		Hz	ppm		
25	4.25	65	0.037518	±2.5	Pass
	3.70	88	0.050794		
	3.40	76	0.043867		

LTE Band 4(16QAM):

Reference Frequency: LTE Band 4(1.4MHz) Middle channel=20175 channel=1732.50MHz					
Temperature（℃）	Power supplied (Vdc)	Frequency error		Limit (ppm)	Result
		Hz	ppm		
25	4.25	101	0.058297	±2.5	Pass
	3.70	78	0.045022		
	3.40	94	0.054257		
Reference Frequency: LTE Band 4(3MHz) Middle channel=20175 channel=1732.50MHz					
Temperature（℃）	Power supplied (Vdc)	Frequency error		Limit (ppm)	Result
		Hz	ppm		
25	4.25	83	0.047908	±2.5	Pass
	3.70	107	0.061760		
	3.40	76	0.043867		
Reference Frequency: LTE Band 4(5MHz) Middle channel=20175 channel=1732.50MHz					
Temperature（℃）	Power supplied (Vdc)	Frequency error		Limit (ppm)	Result
		Hz	ppm		
25	4.25	87	0.050216	±2.5	Pass
	3.70	72	0.041558		
	3.40	85	0.049062		
Reference Frequency: LTE Band 4(10MHz) Middle channel=20175 channel=1732.50MHz					
Temperature（℃）	Power supplied (Vdc)	Frequency error		Limit (ppm)	Result
		Hz	ppm		
25	4.25	93	0.053680	±2.5	Pass
	3.70	96	0.055411		
	3.40	85	0.049062		
Reference Frequency: LTE Band 4(15MHz) Middle channel=20175 channel=1732.50MHz					
Temperature（℃）	Power supplied (Vdc)	Frequency error		Limit (ppm)	Result
		Hz	ppm		
25	4.25	56	0.032323	±2.5	Pass
	3.70	76	0.043867		
	3.40	84	0.048485		
Reference Frequency: LTE Band 4(20MHz) Middle channel=20175 channel=1732.50MHz					
Temperature（℃）	Power supplied (Vdc)	Frequency error		Limit (ppm)	Result
		Hz	ppm		
25	4.25	82	0.047330	±2.5	Pass
	3.70	108	0.062338		
	3.40	115	0.066378		

LTE Band 7(QPSK):

Reference Frequency: LTE Band 7(5MHz) Middle channel=21100 Frequency=2535.00MHz					
Temperature（℃）	Power supplied (Vdc)	Frequency error		Limit (ppm)	Result
		Hz	ppm		
25	4.25	159	0.062722	±2.5	Pass
	3.70	67	0.026430		
	3.40	33	0.013018		
Reference Frequency: LTE Band 7(10MHz) Middle channel=21100 Frequency=2535.00MHz					
Temperature（℃）	Power supplied (Vdc)	Frequency error		Limit (ppm)	Result
		Hz	ppm		
25	4.25	95	0.037475	±2.5	Pass
	3.70	57	0.022485		
	3.40	45	0.017751		
Reference Frequency: LTE Band 7(15MHz) Middle channel=21100 Frequency=2535.00MHz					
Temperature（℃）	Power supplied (Vdc)	Frequency error		Limit (ppm)	Result
		Hz	ppm		
25	4.25	88	0.034714	±2.5	Pass
	3.70	79	0.031164		
	3.40	54	0.021302		
Reference Frequency: LTE Band 7(20MHz) Middle channel=21100 Frequency=2535.00MHz					
Temperature（℃）	Power supplied (Vdc)	Frequency error		Limit (ppm)	Result
		Hz	ppm		
25	4.25	65	0.025641	±2.5	Pass
	3.70	77	0.030375		
	3.40	93	0.036686		

LTE Band 7(16QAM):

Reference Frequency: LTE Band 7(5MHz) Middle channel=21100 Frequency=2535.00MHz					
Temperature（℃）	Power supplied (Vdc)	Frequency error		Limit (ppm)	Result
		Hz	ppm		
25	4.25	86	0.033925	±2.5	Pass
	3.70	87	0.034320		
	3.40	61	0.024063		
Reference Frequency: LTE Band 7(10MHz) Middle channel=21100 Frequency=2535.00MHz					
Temperature（℃）	Power supplied (Vdc)	Frequency error		Limit (ppm)	Result
		Hz	ppm		
25	4.25	32	0.012623	±2.5	Pass
	3.70	85	0.033531		
	3.40	107	0.042209		
Reference Frequency: LTE Band 7(15MHz) Middle channel=21100 Frequency=2535.00MHz					
Temperature（℃）	Power supplied (Vdc)	Frequency error		Limit (ppm)	Result
		Hz	ppm		
25	4.25	66	0.026036	±2.5	Pass
	3.70	43	0.016963		
	3.40	81	0.031953		
Reference Frequency: LTE Band 7(20MHz) Middle channel=21100 Frequency=2535.00MHz					
Temperature（℃）	Power supplied (Vdc)	Frequency error		Limit (ppm)	Result
		Hz	ppm		
25	4.25	95	0.037475	±2.5	Pass
	3.70	94	0.037081		
	3.40	57	0.022485		