Test Laboratory: Huatongwei International Inspection Co., Ltd.,SAR Lab Date: 3/11/2019

GSM 850-Head

Communication System: UID 0, Generic GPRS(TDMA, GMSK, TN 0-1-2) (0); Frequency: 824.2 MHz;Duty Cycle: 1:2.66993
Medium parameters used: f = 825 MHz; σ = 0.93 S/m; ε_r = 43.974; ρ = 1000 kg/m^3
Phantom section: Left Section
Ambient Temperature:22.9°C;Liquid Temperature:22.5°C;

DASY Configuration:

- Probe: EX3DV4 - SN7375; ConvF(10.13, 10.13, 10.13) @ 824.2 MHz; Calibrated: 12/13/2018
- Sensor-Surface: 1.4mm (Mechanical Surface Detection)
- Electronics: DAE4 Sn1315; Calibrated: 4/18/2018
- Phantom: Twin-SAM V8.0 ; Type: QD 000 P41 AA; Serial: 1974
- DASY52 52.10.2(1495); SEMCAD X 14.6.12(7450)

Left Touch Cheek/CH 128/Area Scan (41x81x1): Interpolated grid: dx=1.500 mm, dy=1.500 mm
Maximum value of SAR (interpolated) = 1.75 W/kg

Left Touch Cheek/CH 128/Zoom Scan (5x5x7)/Cube 0: Measurement grid: dx=8mm, dy=8mm, dz=5mm
Reference Value = 14.44 V/m; Power Drift = -0.06 dB
Peak SAR (extrapolated) = 1.86 W/kg
SAR(1 g) = 1.4 W/kg; SAR(10 g) = 0.978 W/kg
Maximum value of SAR (measured) = 1.72 W/kg

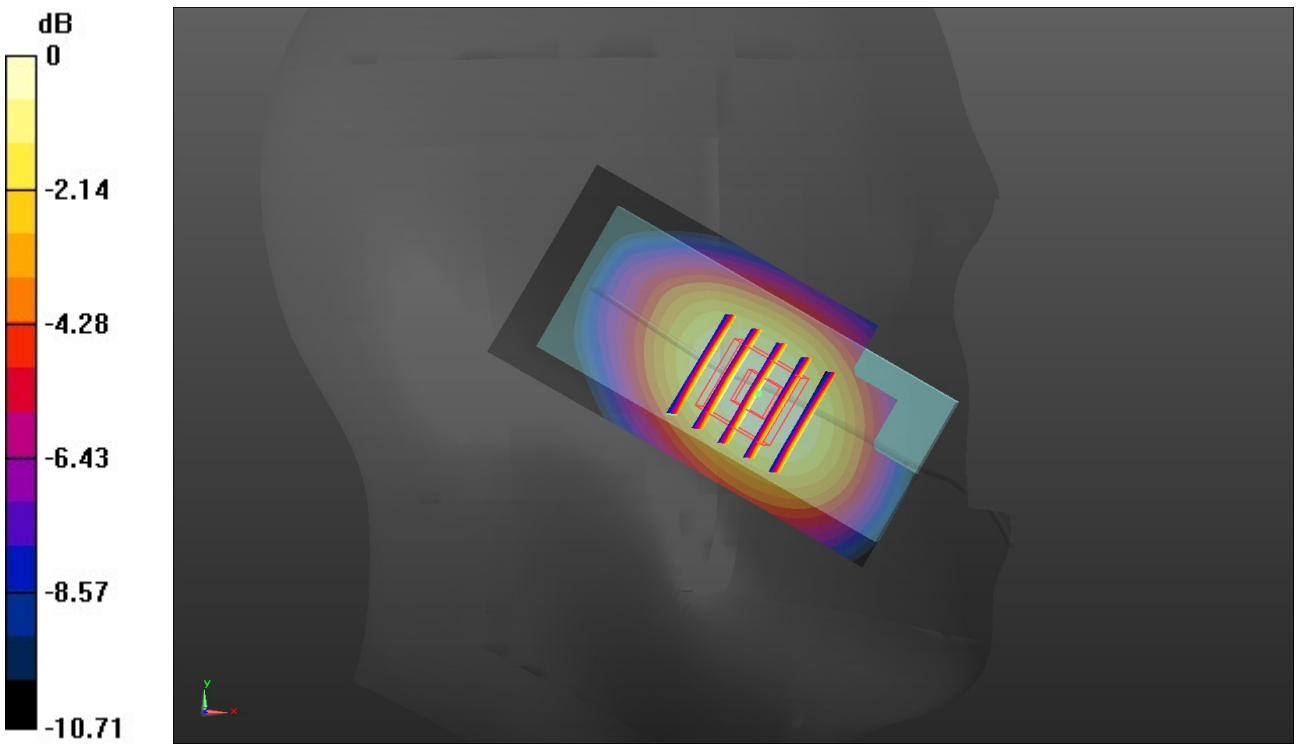

0 dB = 1.72 W/kg = 2.36 dBW/kg

Test Laboratory: Huatongwei International Inspection Co., Ltd.,SAR Lab Date: 3/11/2019

GSM 850-Body

Communication System: UID 0, Generic GPRS(TDMA, GMSK, TN 0-1-2) (0); Frequency: 836.6 MHz;Duty Cycle: 1:2.66993
Medium parameters used (interpolated): f = 836.6 MHz; σ = 0.967 S/m; ε_r = 55.399; ρ = 1000 kg/m^3
Phantom section: Flat Section
Ambient Temperature:22.8°C;Liquid Temperature:22.4°C;

DASY Configuration:

- Probe: EX3DV4 - SN7375; ConvF(10.18, 10.18, 10.18) @ 836.6 MHz; Calibrated: 12/13/2018
- Sensor-Surface: 1.4mm (Mechanical Surface Detection)
- Electronics: DAE4 Sn1315; Calibrated: 4/18/2018
- Phantom: ELI V8.0 ; Type: QD OVA 004 AA ; Serial: 2078
- DASY52 52.10.2(1495); SEMCAD X 14.6.12(7450)

Rear/CH 190/Area Scan (41x81x1): Interpolated grid: dx=1.500 mm, dy=1.500 mm
Maximum value of SAR (interpolated) = 0.868 W/kg

Rear/CH 190/Zoom Scan (5x5x7)/Cube 0: Measurement grid: dx=8mm, dy=8mm, dz=5mm
Reference Value = 28.76 V/m; Power Drift = 0.11 dB
Peak SAR (extrapolated) = 0.987 W/kg
SAR(1 g) = 0.659 W/kg; SAR(10 g) = 0.471 W/kg
Maximum value of SAR (measured) = 0.832 W/kg

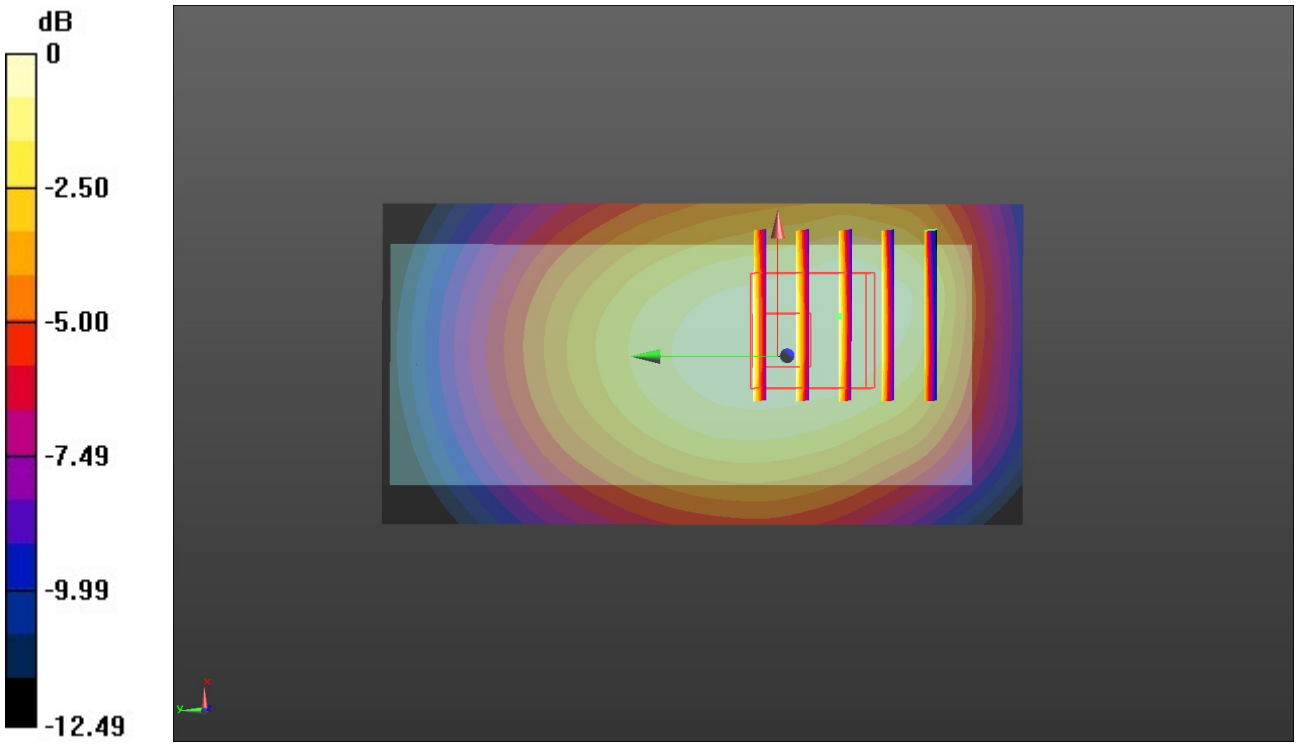

0 dB = 0.832 W/kg = -0.80 dBW/kg

Test Laboratory: Huatongwei International Inspection Co., Ltd.,SAR Lab Date: 3/12/2019

GSM 1900-Head

Communication System: UID 0, Generic GPRS(TDMA, GMSK, TN 0-1-2) (0); Frequency: 1909.8 MHz;Duty Cycle: 1:2.66993
Medium parameters used: f = 1910 MHz; σ = 1.469 S/m; ε_r = 41.648; ρ = 1000 kg/m^3
Phantom section: Right Section
Ambient Temperature:22.8°C;Liquid Temperature:22.3°C;

DASY Configuration:

- Probe: EX3DV4 - SN7375; ConvF(8.26, 8.26, 8.26) @ 1909.8 MHz; Calibrated: 12/13/2018
- Sensor-Surface: 1.4mm (Mechanical Surface Detection)
- Electronics: DAE4 Sn1315; Calibrated: 4/18/2018
- Phantom: Twin-SAM V8.0 ; Type: QD 000 P41 AA; Serial: 1974
- DASY52 52.10.2(1495); SEMCAD X 14.6.12(7450)

Right Cheek Touch/CH 661/Area Scan (41x81x1): Interpolated grid: dx=1.500 mm, dy=1.500 mm
Maximum value of SAR (interpolated) = 0.356 W/kg

Right Cheek Touch/CH 661/Zoom Scan (5x5x7)/Cube 0: Measurement grid: dx=8mm, dy=8mm, dz=5mm
Reference Value = 6.766 V/m; Power Drift = 0.06 dB
Peak SAR (extrapolated) = 0.389 W/kg
SAR(1 g) = 0.249 W/kg; SAR(10 g) = 0.150 W/kg
Maximum value of SAR (measured) = 0.334 W/kg

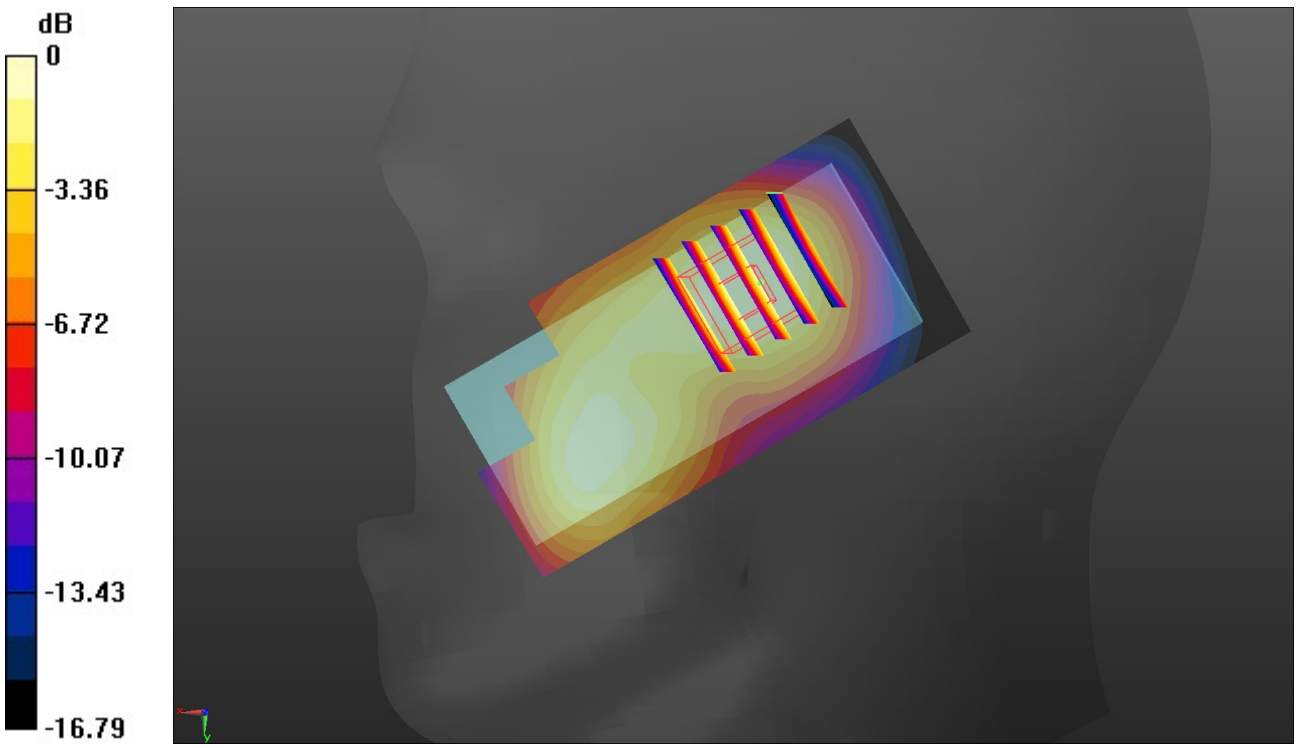

0 dB = 0.334 W/kg = -4.76 dBW/kg

Test Laboratory: Huatongwei International Inspection Co., Ltd.,SAR Lab Date: 3/12/2019

GSM 1900-Body

Communication System: UID 0, Generic GPRS(TDMA, GMSK, TN 0-1-2) (0); Frequency: 1909.8 MHz;Duty Cycle: 1:2.66993
Medium parameters used: f = 1910 MHz; σ = 1.558 S/m; ε_r = 53.711; ρ = 1000 kg/m^3
Phantom section: Flat Section
Ambient Temperature:22.8°C;Liquid Temperature:22.5°C;

DASY Configuration:

- Probe: EX3DV4 - SN7375; ConvF(8.2, 8.2, 8.2) @ 1909.8 MHz; Calibrated: 12/13/2018
- Sensor-Surface: 1.4mm (Mechanical Surface Detection)
- Electronics: DAE4 Sn1315; Calibrated: 4/18/2018
- Phantom: ELI V8.0 ; Type: QD OVA 004 AA ; Serial: 2078
- DASY52 52.10.2(1495); SEMCAD X 14.6.12(7450)

Rear/CH 810/Area Scan (41x81x1): Interpolated grid: dx=1.500 mm, dy=1.500 mm
Maximum value of SAR (interpolated) = 0.325 W/kg

Rear/CH 810/Zoom Scan (5x5x7)/Cube 0: Measurement grid: dx=8mm, dy=8mm, dz=5mm
Reference Value = 8.356 V/m; Power Drift = 0.02 dB
Peak SAR (extrapolated) = 0.381 W/kg
SAR(1 g) = 0.222 W/kg; SAR(10 g) = 0.131 W/kg
Maximum value of SAR (measured) = 0.320 W/kg

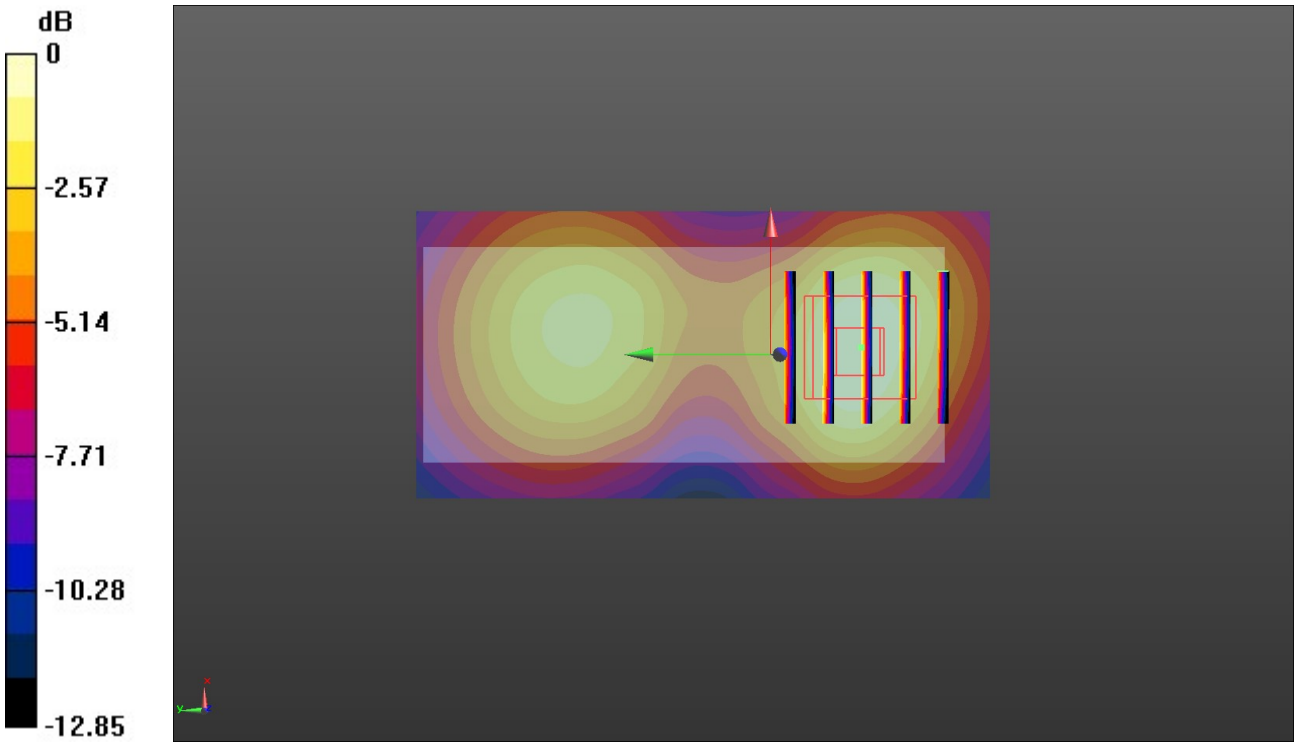

0 dB = 0.320 W/kg = -4.95 dBW/kg

Test Laboratory: Huatongwei International Inspection Co., Ltd.,SAR Lab Date: 3/12/2019

WCDMA Band II-Head

Communication System: UID 0, Generic UMTS (0); Frequency: 1880 MHz;Duty Cycle: 1:1
Medium parameters used: f = 1880 MHz; σ = 1.455 S/m; ε_r = 41.738; ρ = 1000 kg/m^3
Phantom section: Right Section
Ambient Temperature:22.8°C;Liquid Temperature:22.4°C;

DASY Configuration:

- Probe: EX3DV4 - SN7375; ConvF(8.26, 8.26, 8.26) @ 1880 MHz; Calibrated: 12/13/2018
- Sensor-Surface: 1.4mm (Mechanical Surface Detection)
- Electronics: DAE4 Sn1315; Calibrated: 4/18/2018
- Phantom: Twin-SAM V8.0 ; Type: QD 000 P41 AA; Serial: 1974
- DASY52 52.10.2(1495); SEMCAD X 14.6.12(7450)

Right Cheek Touch/CH 9400/Area Scan (41x81x1): Interpolated grid: dx=1.500 mm, dy=1.500 mm
Maximum value of SAR (interpolated) = 0.637 W/kg

Right Cheek Touch/CH 9400/Zoom Scan (5x5x7)/Cube 0: Measurement grid: dx=8mm, dy=8mm, dz=5mm
Reference Value = 8.151 V/m; Power Drift = -0.06 dB
Peak SAR (extrapolated) = 0.698 W/kg
SAR(1 g) = 0.447 W/kg; SAR(10 g) = 0.267 W/kg
Maximum value of SAR (measured) = 0.610 W/kg



0 dB = 0.610 W/kg = -2.15 dBW/kg

Test Laboratory: Huatongwei International Inspection Co., Ltd.,SAR Lab Date: 3/12/2019

WCDMA Band II-Body

Communication System: UID 0, Generic UMTS (0); Frequency: 1880 MHz;Duty Cycle: 1:1
Medium parameters used: f = 1880 MHz; σ = 1.539 S/m; ε_r = 53.741; ρ = 1000 kg/m^3
Phantom section: Flat Section
Ambient Temperature:22.8°C;Liquid Temperature:22.3°C;

DASY Configuration:

- Probe: EX3DV4 - SN7375; ConvF(8.2, 8.2, 8.2) @ 1880 MHz; Calibrated: 12/13/2018
- Sensor-Surface: 1.4mm (Mechanical Surface Detection)
- Electronics: DAE4 Sn1315; Calibrated: 4/18/2018
- Phantom: ELI V8.0 ; Type: QD OVA 004 AA ; Serial: 2078
- DASY52 52.10.2(1495); SEMCAD X 14.6.12(7450)

Rear/CH 9400/Area Scan (41x81x1): Interpolated grid: dx=1.500 mm, dy=1.500 mm
Maximum value of SAR (interpolated) = 0.589 W/kg

Rear/CH 9400/Zoom Scan (5x5x7)/Cube 0: Measurement grid: dx=8mm, dy=8mm, dz=5mm
Reference Value = 11.37 V/m; Power Drift = 0.01 dB
Peak SAR (extrapolated) = 0.686 W/kg
SAR(1 g) = 0.399 W/kg; SAR(10 g) = 0.233 W/kg
Maximum value of SAR (measured) = 0.571 W/kg



0 dB = 0.571 W/kg = -2.43 dBW/kg

Test Laboratory: Huatongwei International Inspection Co., Ltd.,SAR Lab Date: 3/11/2019

WCDMA Band V-Head

Communication System: UID 0, Generic UMTS (0); Frequency: 836.6 MHz;Duty Cycle: 1:1
Medium parameters used (interpolated): f = 836.6 MHz; σ = 0.933 S/m; ε_r = 43.899; ρ = 1000 kg/m^3
Phantom section: Left Section
Ambient Temperature:22.9°C;Liquid Temperature:22.5°C;

DASY Configuration:

- Probe: EX3DV4 - SN7375; ConvF(10.13, 10.13, 10.13) @ 836.6 MHz; Calibrated: 12/13/2018
- Sensor-Surface: 1.4mm (Mechanical Surface Detection)
- Electronics: DAE4 Sn1315; Calibrated: 4/18/2018
- Phantom: Twin-SAM V8.0 ; Type: QD 000 P41 AA; Serial: 1974
- DASY52 52.10.2(1495); SEMCAD X 14.6.12(7450)

Left Touch Cheek/CH 4183/Area Scan (41x81x1): Interpolated grid: dx=1.500 mm, dy=1.500 mm
Maximum value of SAR (interpolated) = 0.749 W/kg

Left Touch Cheek/CH 4183/Zoom Scan (5x5x7)/Cube 0: Measurement grid: dx=8mm, dy=8mm, dz=5mm
Reference Value = 7.714 V/m; Power Drift = -0.13 dB
Peak SAR (extrapolated) = 0.805 W/kg
SAR(1 g) = 0.608 W/kg; SAR(10 g) = 0.425 W/kg
Maximum value of SAR (measured) = 0.744 W/kg

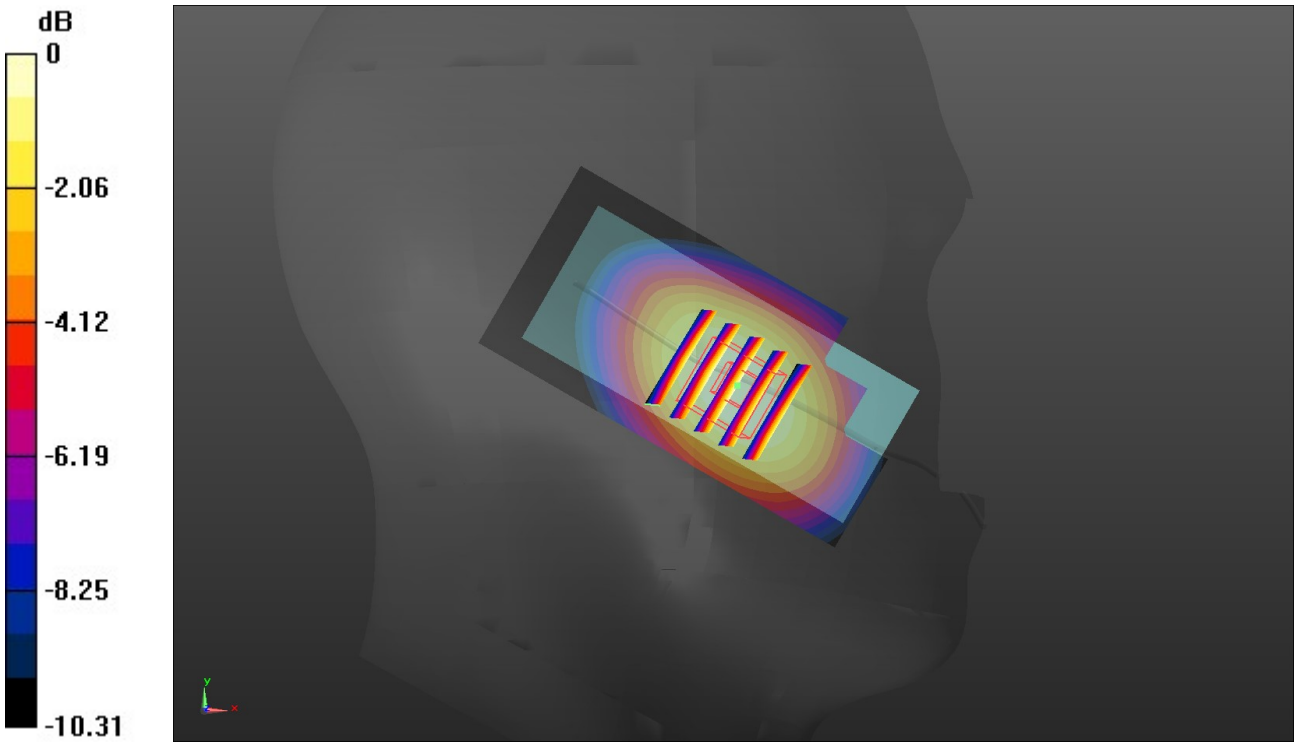

0 dB = 0.744 W/kg = -1.28 dBW/kg

Test Laboratory: Huatongwei International Inspection Co., Ltd.,SAR Lab Date: 3/11/2019

WCDMA Band V-Body

Communication System: UID 0, Generic UMTS (0); Frequency: 836.6 MHz;Duty Cycle: 1:1
Medium parameters used (interpolated): f = 836.6 MHz; σ = 0.967 S/m; ε_r = 55.399; ρ = 1000 kg/m^3
Phantom section: Flat Section
Ambient Temperature:22.8°C;Liquid Temperature:22.5°C;

DASY Configuration:

- Probe: EX3DV4 - SN7375; ConvF(10.18, 10.18, 10.18) @ 836.6 MHz; Calibrated: 12/13/2018
- Sensor-Surface: 1.4mm (Mechanical Surface Detection)
- Electronics: DAE4 Sn1315; Calibrated: 4/18/2018
- Phantom: ELI V8.0 ; Type: QD OVA 004 AA ; Serial: 2078
- DASY52 52.10.2(1495); SEMCAD X 14.6.12(7450)

Rear/CH 4183/Area Scan (41x81x1): Interpolated grid: dx=1.500 mm, dy=1.500 mm
Maximum value of SAR (interpolated) = 0.707 W/kg

Rear/CH 4183/Zoom Scan (5x5x7)/Cube 0: Measurement grid: dx=8mm, dy=8mm, dz=5mm
Reference Value = 25.96 V/m; Power Drift = -0.09 dB
Peak SAR (extrapolated) = 0.809 W/kg
SAR(1 g) = 0.541 W/kg; SAR(10 g) = 0.390 W/kg
Maximum value of SAR (measured) = 0.687 W/kg

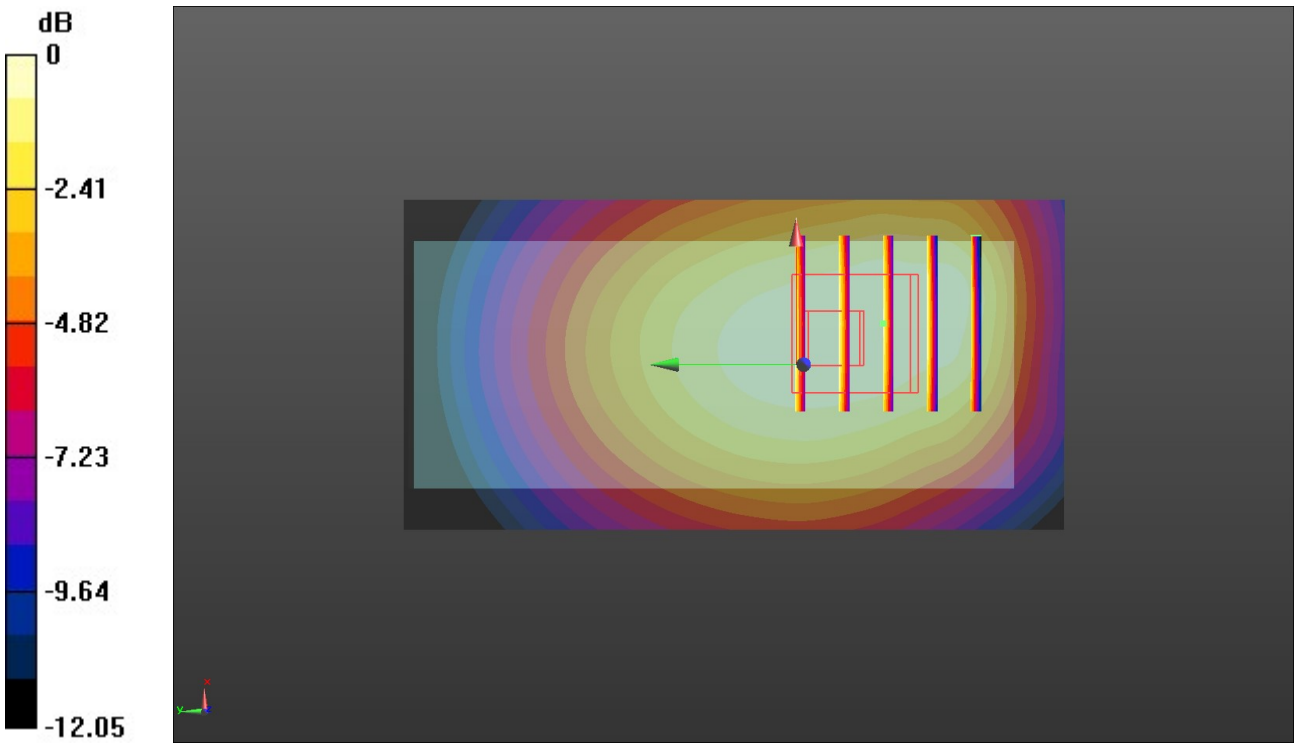

0 dB = 0.687 W/kg = -1.63 dBW/kg