Test Laboratory: Huatongwei International Inspection Co., Ltd.,SAR Lab Date: 1/24/2019

GSM 850-Head

Communication System: UID 0, Generic GPRS(TDMA, GMSK, TN 0-1-2-3) (0); Frequency: 836.6 MHz;Duty Cycle: 1:2

Medium parameters used (interpolated): f = 836.6 MHz; σ = 0.933 S/m; ε_r = 42.599; ρ = 1000 kg/m^3
Phantom section: Right Section

Ambient Temperature:22.8°C;Liquid Temperature:22.7°C;

DASY Configuration:

- Probe: EX3DV4 - SN7494; ConvF(10.73, 10.73, 10.73) @ 836.6 MHz; Calibrated: 2/26/2018
- Sensor-Surface: 1.4mm (Mechanical Surface Detection)
- Electronics: DAE4 Sn1549; Calibrated: 4/25/2018
- Phantom: Twin-SAM V8.0 ; Type: QD 000 P41 AA; Serial: 1974
- DASY52 52.10.2(1495); SEMCAD X 14.6.12(7450)

Right Cheek Touch/CH 190/Area Scan (51x91x1): Interpolated grid: dx=1.500 mm, dy=1.500 mm
Maximum value of SAR (interpolated) = 0.806 W/kg

Right Cheek Touch/CH 190/Zoom Scan (5x5x7)/Cube 0: Measurement grid: dx=8mm, dy=8mm, dz=5mm
Reference Value = 8.534 V/m; Power Drift = -0.10 dB
Peak SAR (extrapolated) = 0.870 W/kg
SAR(1 g) = 0.683 W/kg; SAR(10 g) = 0.511 W/kg
Maximum value of SAR (measured) = 0.811 W/kg



0 dB = 0.811 W/kg = -0.91 dBW/kg

Test Laboratory: Huatongwei International Inspection Co., Ltd.,SAR Lab Date: 1/25/2019

GSM 850-Body

Communication System: UID 0, Generic GPRS(TDMA, GMSK, TN 0-1-2-3) (0); Frequency: 836.6 MHz;Duty Cycle: 1:2

Medium parameters used (interpolated): f = 836.6 MHz; σ = 0.967 S/m; ε_r = 55.399; ρ = 1000 kg/m^3
Phantom section: Flat Section

Ambient Temperature:22.8℃;Liquid Temperature:22.6℃;

DASY Configuration:

- Probe: EX3DV4 - SN7494; ConvF(10.5, 10.5, 10.5) @ 836.6 MHz; Calibrated: 2/26/2018
- Sensor-Surface: 1.4mm (Mechanical Surface Detection)
- Electronics: DAE4 Sn1549; Calibrated: 4/25/2018
- Phantom: ELI V8.0 ; Type: QD OVA 004 AA ; Serial: 2078
- DASY52 52.10.2(1495); SEMCAD X 14.6.12(7450)

Rear/CH 190/Area Scan (61x101x1): Interpolated grid: dx=1.500 mm, dy=1.500 mm
Maximum value of SAR (interpolated) = 0.965 W/kg

Rear/CH 190/Zoom Scan (5x5x7)/Cube 0: Measurement grid: dx=8mm, dy=8mm, dz=5mm
Reference Value = 32.57 V/m; Power Drift = 0.02 dB
Peak SAR (extrapolated) = 1.08 W/kg
SAR(1 g) = 0.770 W/kg; SAR(10 g) = 0.574 W/kg
Maximum value of SAR (measured) = 0.956 W/kg

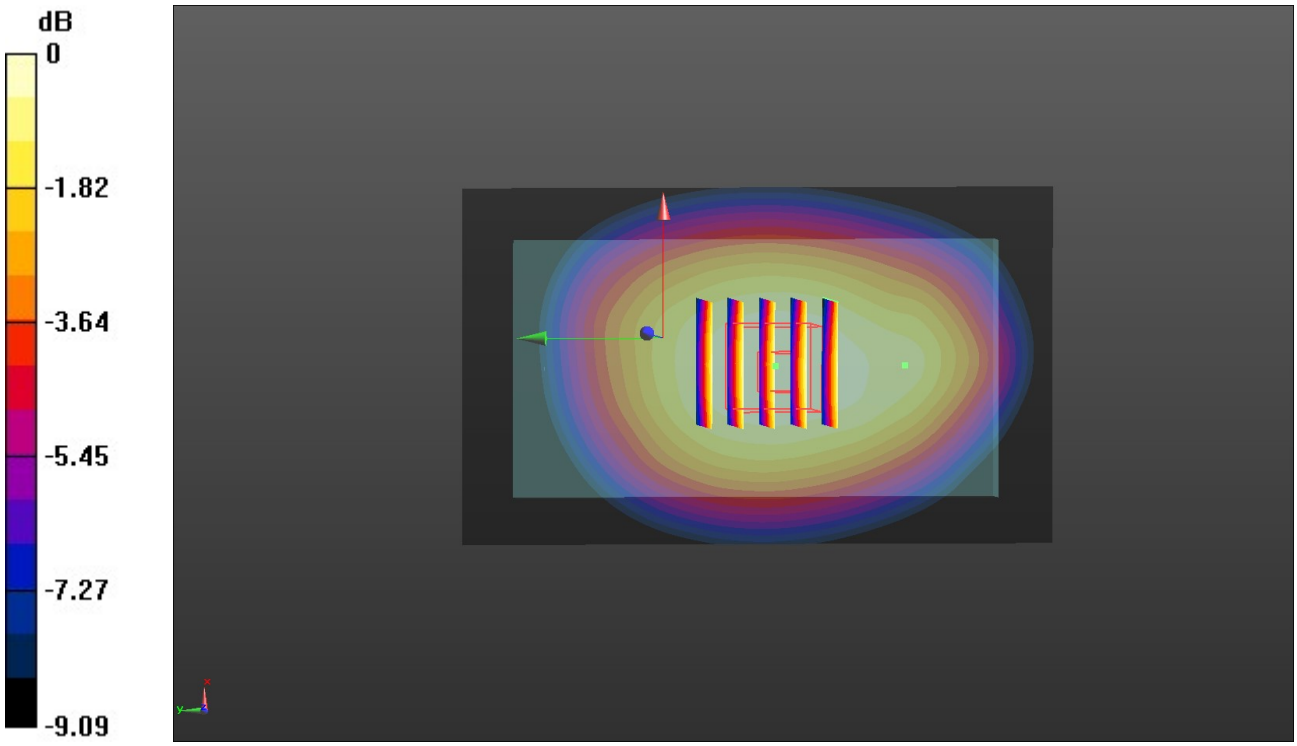

0 dB = 0.956 W/kg = -0.20 dBW/kg

Test Laboratory: Huatongwei International Inspection Co., Ltd.,SAR Lab Date: 1/29/2019

GSM 1900-Head

Communication System: UID 0, Generic GPRS(TDMA, GMSK, TN 0-1-2) (0); Frequency: 1880 MHz;Duty Cycle: 1:2.66993
Medium parameters used: f = 1880 MHz; σ = 1.455 S/m; ε_r = 41.738; ρ = 1000 kg/m^3
Phantom section: Right Section
Ambient Temperature:22.9°C;Liquid Temperature:22.6°C;

DASY Configuration:

- Probe: EX3DV4 - SN7494; ConvF(8.83, 8.83, 8.83) @ 1880 MHz; Calibrated: 2/26/2018
- Sensor-Surface: 1.4mm (Mechanical Surface Detection)
- Electronics: DAE4 Sn1549; Calibrated: 4/25/2018
- Phantom: Twin-SAM V8.0 ; Type: QD 000 P41 AA; Serial: 1974
- DASY52 52.10.2(1495); SEMCAD X 14.6.12(7450)

Right Cheek Touch/CH 661/Area Scan (51x91x1): Interpolated grid: dx=1.500 mm, dy=1.500 mm
Maximum value of SAR (interpolated) = 0.343 W/kg

Right Cheek Touch/CH 661/Zoom Scan (5x5x7)/Cube 0: Measurement grid: dx=8mm, dy=8mm, dz=5mm
Reference Value = 4.427 V/m; Power Drift = -0.12 dB
Peak SAR (extrapolated) = 0.372 W/kg
SAR(1 g) = 0.245 W/kg; SAR(10 g) = 0.149 W/kg
Maximum value of SAR (measured) = 0.329 W/kg



0 dB = 0.329 W/kg = -4.83 dBW/kg

Test Laboratory: Huatongwei International Inspection Co., Ltd.,SAR Lab Date: 1/30/2019

GSM 1900-Body

Communication System: UID 0, Generic GPRS(TDMA, GMSK, TN 0-1-2) (0); Frequency: 1880 MHz;Duty Cycle: 1:2.66993
Medium parameters used: f = 1880 MHz; σ = 1.539 S/m; ε_r = 53.741; ρ = 1000 kg/m^3
Phantom section: Flat Section
Ambient Temperature:23.0°C;Liquid Temperature:22.7°C;

DASY Configuration:

- Probe: EX3DV4 - SN7494; ConvF(8.42, 8.42, 8.42) @ 1880 MHz; Calibrated: 2/26/2018
- Sensor-Surface: 1.4mm (Mechanical Surface Detection)
- Electronics: DAE4 Sn1549; Calibrated: 4/25/2018
- Phantom: ELI V8.0 ; Type: QD OVA 004 AA ; Serial: 2078
- DASY52 52.10.2(1495); SEMCAD X 14.6.12(7450)

Rear/CH 661/Area Scan (61x101x1): Interpolated grid: dx=1.500 mm, dy=1.500 mm
Maximum value of SAR (interpolated) = 0.804 W/kg

Rear/CH 661/Zoom Scan (5x5x7)/Cube 0: Measurement grid: dx=8mm, dy=8mm, dz=5mm
Reference Value = 7.675 V/m; Power Drift = -0.10 dB
Peak SAR (extrapolated) = 0.953 W/kg
SAR(1 g) = 0.545 W/kg; SAR(10 g) = 0.311 W/kg
Maximum value of SAR (measured) = 0.798 W/kg

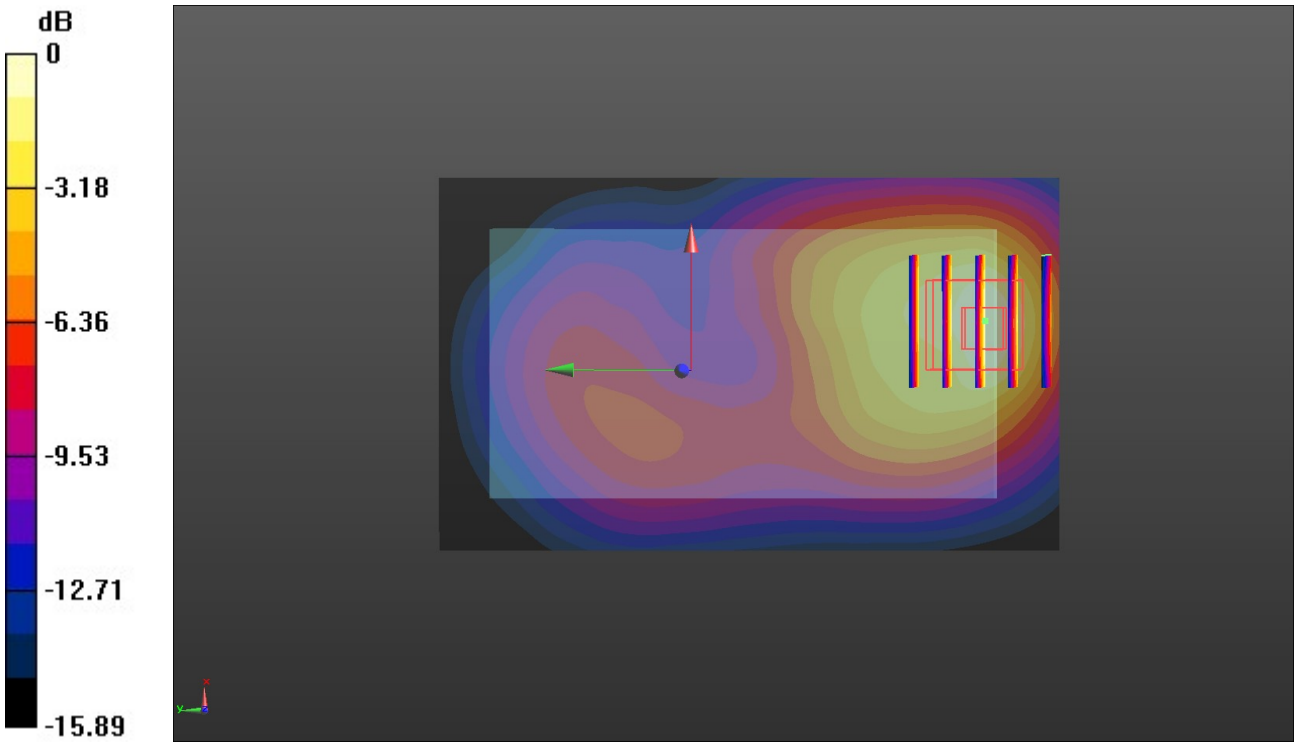

0 dB = 0.798 W/kg = -0.98 dBW/kg

Test Laboratory: Huatongwei International Inspection Co., Ltd.,SAR Lab Date: 1/29/2019

WCDMA Band II-Head

Communication System: UID 0, Generic UMTS (0); Frequency: 1880 MHz;Duty Cycle: 1:1
Medium parameters used: f = 1880 MHz; σ = 1.455 S/m; ε_r = 41.738; ρ = 1000 kg/m^3
Phantom section: Right Section
Ambient Temperature:22.9°C;Liquid Temperature:22.6°C;

DASY Configuration:

- Probe: EX3DV4 - SN7494; ConvF(8.83, 8.83, 8.83) @ 1880 MHz; Calibrated: 2/26/2018
- Sensor-Surface: 1.4mm (Mechanical Surface Detection)
- Electronics: DAE4 Sn1549; Calibrated: 4/25/2018
- Phantom: Twin-SAM V8.0 ; Type: QD 000 P41 AA; Serial: 1974
- DASY52 52.10.2(1495); SEMCAD X 14.6.12(7450)

Right Cheek Touch/CH 9400/Area Scan (51x91x1): Interpolated grid: dx=1.500 mm, dy=1.500 mm
Maximum value of SAR (interpolated) = 0.354 W/kg

Right Cheek Touch/CH 9400/Zoom Scan (5x5x7)/Cube 0: Measurement grid: dx=8mm, dy=8mm, dz=5mm
Reference Value = 5.512 V/m; Power Drift = -0.15 dB
Peak SAR (extrapolated) = 0.472 W/kg
SAR(1 g) = 0.313 W/kg; SAR(10 g) = 0.168 W/kg
Maximum value of SAR (measured) = 0.352 W/kg



0 dB = 0.352 W/kg = -8.18 dBW/kg

Test Laboratory: Huatongwei International Inspection Co., Ltd.,SAR Lab Date: 1/30/2019

WCDMA Band II-Body

Communication System: UID 0, Generic UMTS (0); Frequency: 1880 MHz;Duty Cycle: 1:1
Medium parameters used: f = 1880 MHz; σ = 1.539 S/m; ε_r = 53.741; ρ = 1000 kg/m^3
Phantom section: Flat Section
Ambient Temperature:22.6℃;Liquid Temperature:22.3℃;

DASY Configuration:

- Probe: EX3DV4 - SN7494; ConvF(8.42, 8.42, 8.42) @ 1880 MHz; Calibrated: 2/26/2018
- Sensor-Surface: 1.4mm (Mechanical Surface Detection)
- Electronics: DAE4 Sn1549; Calibrated: 4/25/2018
- Phantom: ELI V8.0 ; Type: QD OVA 004 AA ; Serial: 2078
- DASY52 52.10.2(1495); SEMCAD X 14.6.12(7450)

Rear/CH 9400/Area Scan (61x101x1): Interpolated grid: dx=1.500 mm, dy=1.500 mm
Maximum value of SAR (interpolated) = 0.779 W/kg

Rear/CH 9400/Zoom Scan (5x5x7)/Cube 0: Measurement grid: dx=8mm, dy=8mm, dz=5mm
Reference Value = 10.332 V/m; Power Drift = -0.09 dB
Peak SAR (extrapolated) = 1.18 W/kg
SAR(1 g) = 0.663 W/kg; SAR(10 g) = 0.348 W/kg
Maximum value of SAR (measured) = 0.790 W/kg

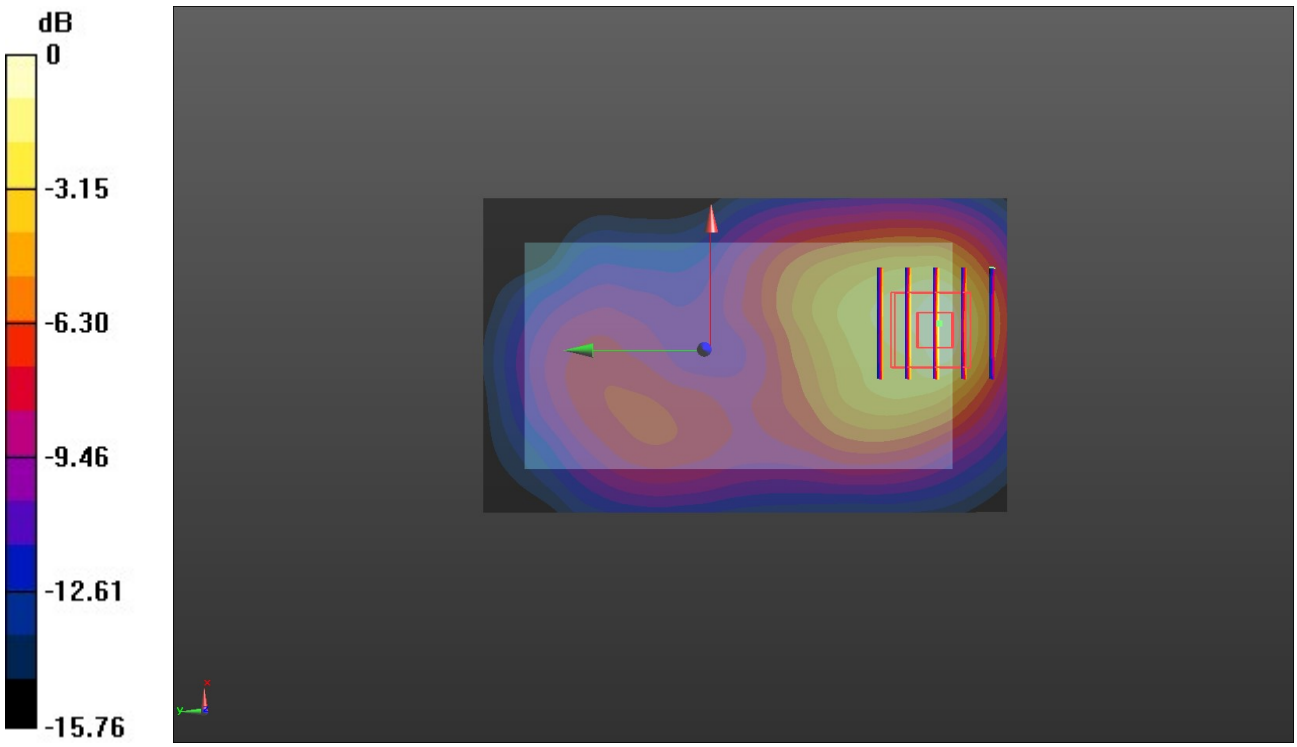

0 dB = 0.790 W/kg = -4.09 dBW/kg

Test Laboratory: Huatongwei International Inspection Co., Ltd.,SAR Lab Date: 1/28/2019

WCDMA Band IV-Head

Communication System: UID 0, Generic UMTS (0); Frequency: 1732.6 MHz;Duty Cycle: 1:1
Medium parameters used (interpolated): f = 1732.6 MHz; σ = 1.364 S/m; ε_r = 41.972; ρ = 1000 kg/m^3

Phantom section: Right Section
Ambient Temperature:22.9°C;Liquid Temperature:22.6°C;

DASY Configuration:

- Probe: EX3DV4 - SN7494; ConvF(9.23, 9.23, 9.23) @ 1732.6 MHz; Calibrated: 2/26/2018
- Sensor-Surface: 1.4mm (Mechanical Surface Detection)
- Electronics: DAE4 Sn1549; Calibrated: 4/25/2018
- Phantom: Twin-SAM V8.0 ; Type: QD 000 P41 AA; Serial: 1974
- DASY52 52.10.2(1495); SEMCAD X 14.6.12(7450)

Right Cheek Touch/CH 1413/Area Scan (51x91x1): Interpolated grid: dx=1.500 mm, dy=1.500 mm
Maximum value of SAR (interpolated) = 0.726 W/kg

Right Cheek Touch/CH 1413/Zoom Scan (5x5x7)/Cube 0: Measurement grid: dx=8mm, dy=8mm, dz=5mm
Reference Value = 7.193 V/m; Power Drift = 0.05 dB
Peak SAR (extrapolated) = 0.775 W/kg
SAR(1 g) = 0.527 W/kg; SAR(10 g) = 0.329 W/kg
Maximum value of SAR (measured) = 0.690 W/kg

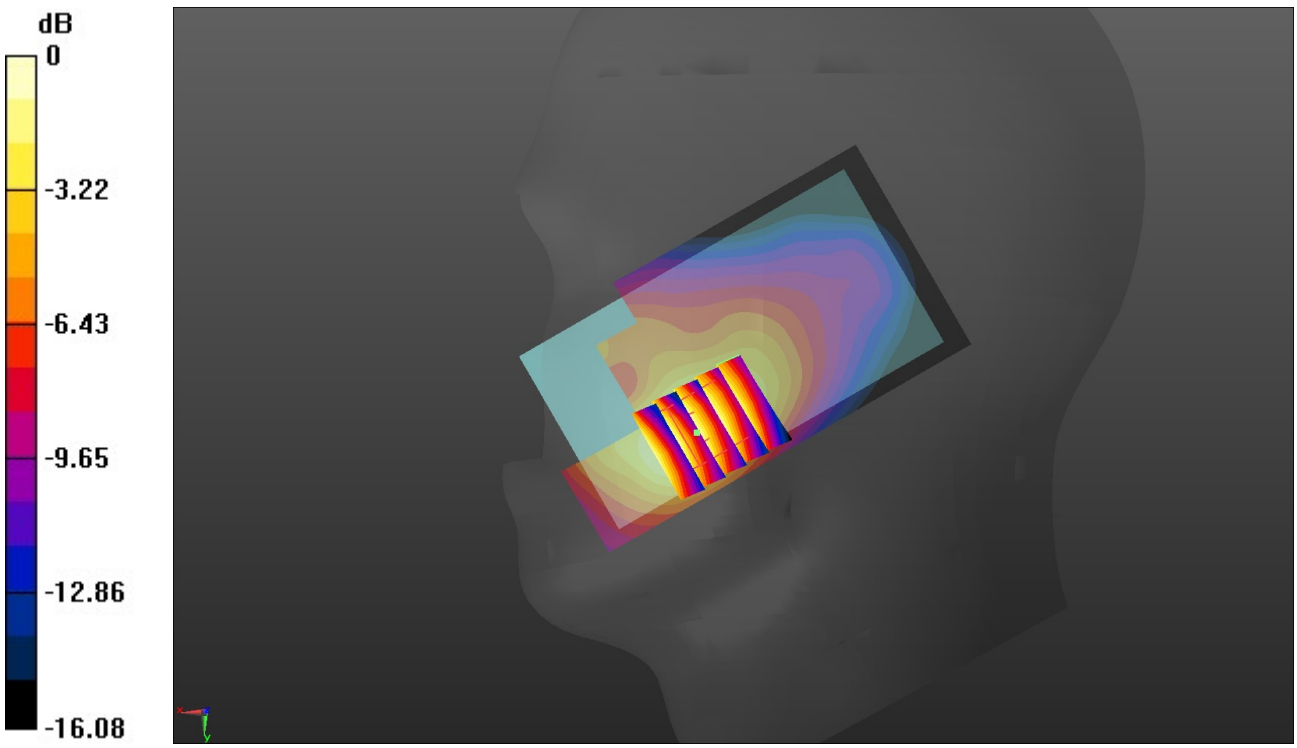

0 dB = 0.690 W/kg = -1.61 dBW/kg

Test Laboratory: Huatongwei International Inspection Co., Ltd.,SAR Lab Date: 1/28/2019

WCDMA Band IV-Body

Communication System: UID 0, Generic UMTS (0); Frequency: 1732.6 MHz;Duty Cycle: 1:1
Medium parameters used (interpolated): f = 1732.6 MHz; σ = 1.43 S/m; ε_r = 53.891; ρ = 1000 kg/m^3
Phantom section: Flat Section
Ambient Temperature:23.0°C;Liquid Temperature:22.6°C;

DASY Configuration:

- Probe: EX3DV4 - SN7494; ConvF(8.77, 8.77, 8.77) @ 1732.6 MHz; Calibrated: 2/26/2018
- Sensor-Surface: 1.4mm (Mechanical Surface Detection)
- Electronics: DAE4 Sn1549; Calibrated: 4/25/2018
- Phantom: ELI V8.0 ; Type: QD OVA 004 AA ; Serial: 2078
- DASY52 52.10.2(1495); SEMCAD X 14.6.12(7450)

Rear/CH 1413/Area Scan (61x101x1): Interpolated grid: dx=1.500 mm, dy=1.500 mm
Maximum value of SAR (interpolated) = 1.29 W/kg

Rear/CH 1413/Zoom Scan (5x5x7)/Cube 0: Measurement grid: dx=8mm, dy=8mm, dz=5mm
Reference Value = 13.54 V/m; Power Drift = -0.07 dB
Peak SAR (extrapolated) = 1.72 W/kg
SAR(1 g) = 1.01 W/kg; SAR(10 g) = 0.609 W/kg
Maximum value of SAR (measured) = 1.28 W/kg

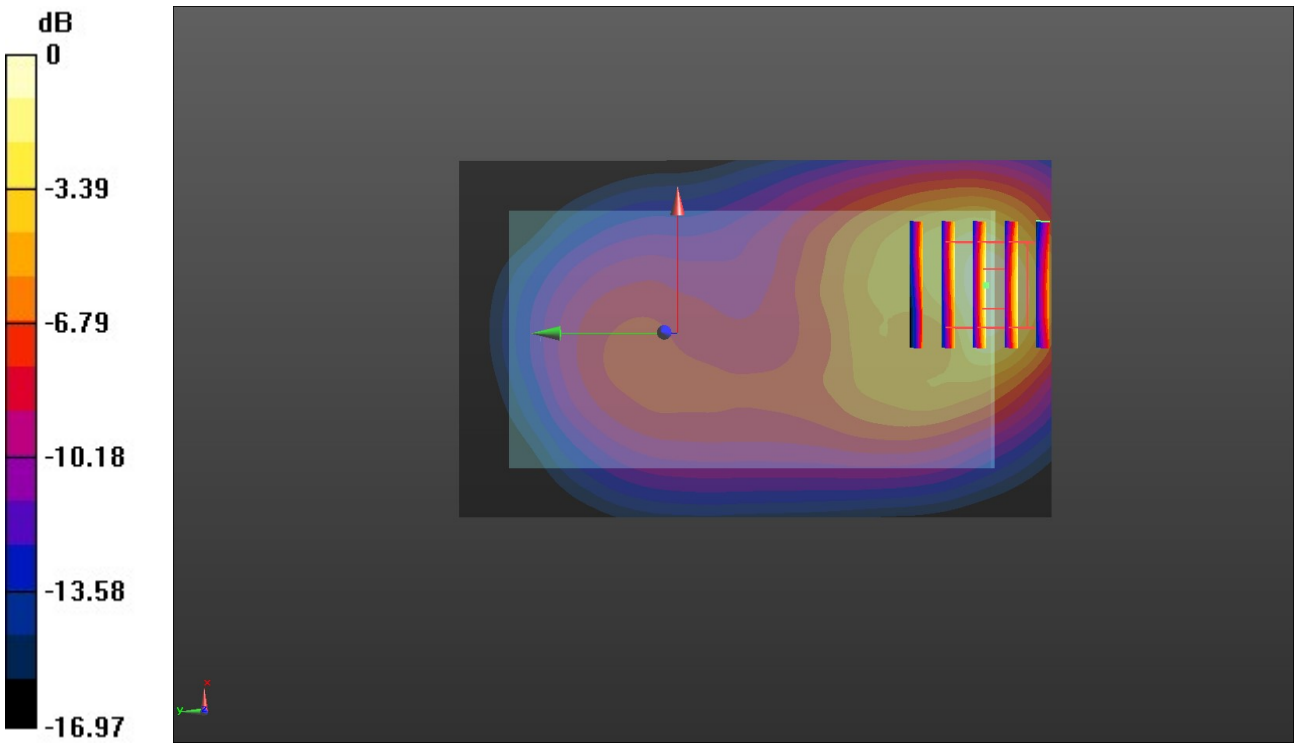

0 dB = 1.28 W/kg = 2.50 dBW/kg

Test Laboratory: Huatongwei International Inspection Co., Ltd.,SAR Lab Date: 1/24/2019

WCDMA Band V-Head

Communication System: UID 0, Generic UMTS (0); Frequency: 836.6 MHz;Duty Cycle: 1:1
Medium parameters used (interpolated): f = 836.6 MHz; σ = 0.933 S/m; ε_r = 42.599; ρ = 1000 kg/m^3
Phantom section: Right Section
Ambient Temperature:22.6°C;Liquid Temperature:22.3°C;

DASY Configuration:

- Probe: EX3DV4 - SN7494; ConvF(10.73, 10.73, 10.73) @ 836.6 MHz; Calibrated: 2/26/2018
- Sensor-Surface: 1.4mm (Mechanical Surface Detection)
- Electronics: DAE4 Sn1549; Calibrated: 4/25/2018
- Phantom: Twin-SAM V8.0 ; Type: QD 000 P41 AA; Serial: 1974
- DASY52 52.10.2(1495); SEMCAD X 14.6.12(7450)

Right Cheek Touch/CH 4183/Area Scan (51x91x1): Interpolated grid: dx=1.500 mm, dy=1.500 mm
Maximum value of SAR (interpolated) = 1.08 W/kg

Right Cheek Touch/CH 4183/Zoom Scan (5x5x7)/Cube 0: Measurement grid: dx=8mm, dy=8mm, dz=5mm
Reference Value = 9.754 V/m; Power Drift = -0.10 dB
Peak SAR (extrapolated) = 1.10 W/kg
SAR(1 g) = 0.869 W/kg; SAR(10 g) = 0.651 W/kg
Maximum value of SAR (measured) = 1.02 W/kg

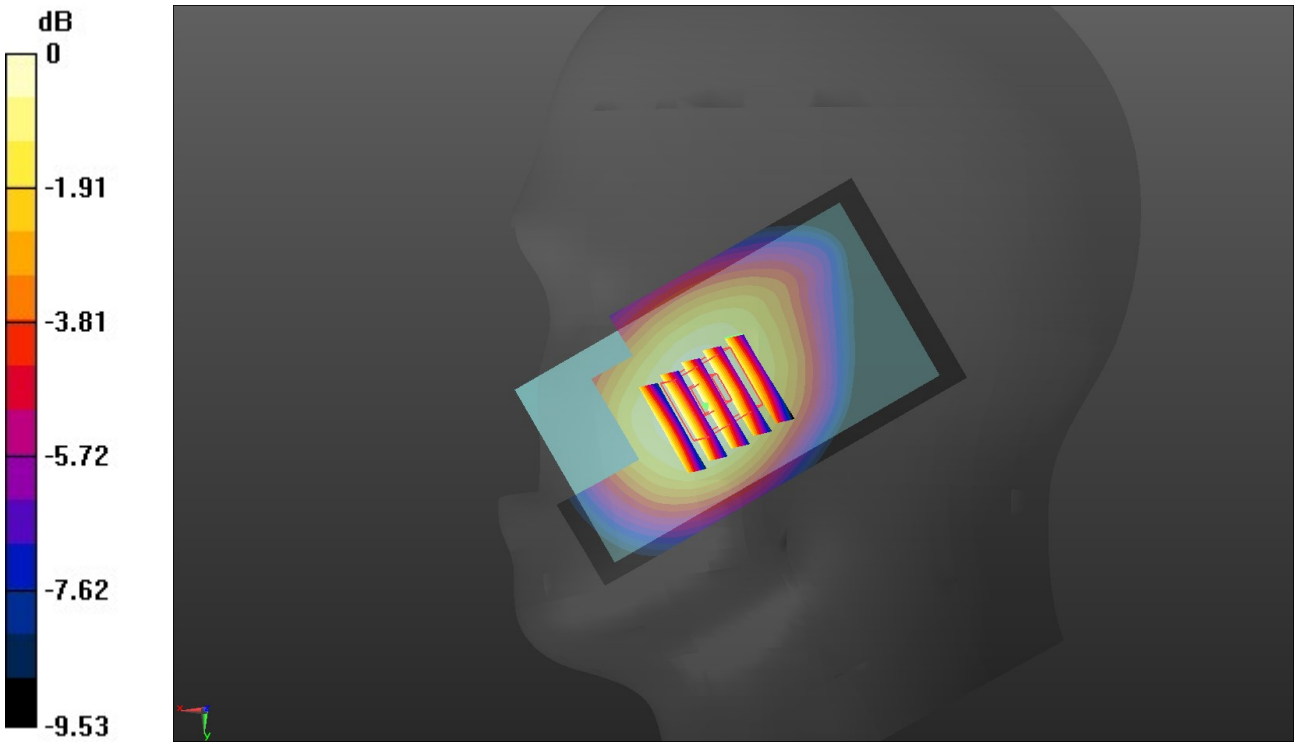

0 dB = 1.02 W/kg = 0.09 dBW/kg

Test Laboratory: Huatongwei International Inspection Co., Ltd.,SAR Lab Date: 1/25/2019

WCDMA Band V-Body

Communication System: UID 0, Generic UMTS (0); Frequency: 846.6 MHz;Duty Cycle: 1:1
Medium parameters used (interpolated): f = 846.6 MHz; σ = 0.971 S/m; ε_r = 55.354; ρ = 1000 kg/m^3
Phantom section: Flat Section
Ambient Temperature:23.0°C;Liquid Temperature:22.8°C;

DASY Configuration:

- Probe: EX3DV4 - SN7494; ConvF(10.5, 10.5, 10.5) @ 846.6 MHz; Calibrated: 2/26/2018
- Sensor-Surface: 1.4mm (Mechanical Surface Detection)
- Electronics: DAE4 Sn1549; Calibrated: 4/25/2018
- Phantom: ELI V8.0 ; Type: QD OVA 004 AA ; Serial: 2078
- DASY52 52.10.2(1495); SEMCAD X 14.6.12(7450)

Rear/CH 4233/Area Scan (61x101x1): Interpolated grid: dx=1.500 mm, dy=1.500 mm
Maximum value of SAR (interpolated) = 1.31 W/kg

Rear/CH 4233/Zoom Scan (5x5x7)/Cube 0: Measurement grid: dx=8mm, dy=8mm, dz=5mm
Reference Value = 36.34 V/m; Power Drift = -0.04 dB
Peak SAR (extrapolated) = 1.51 W/kg
SAR(1 g) = 1.04 W/kg; SAR(10 g) = 0.773 W/kg
Maximum value of SAR (measured) = 1.32 W/kg

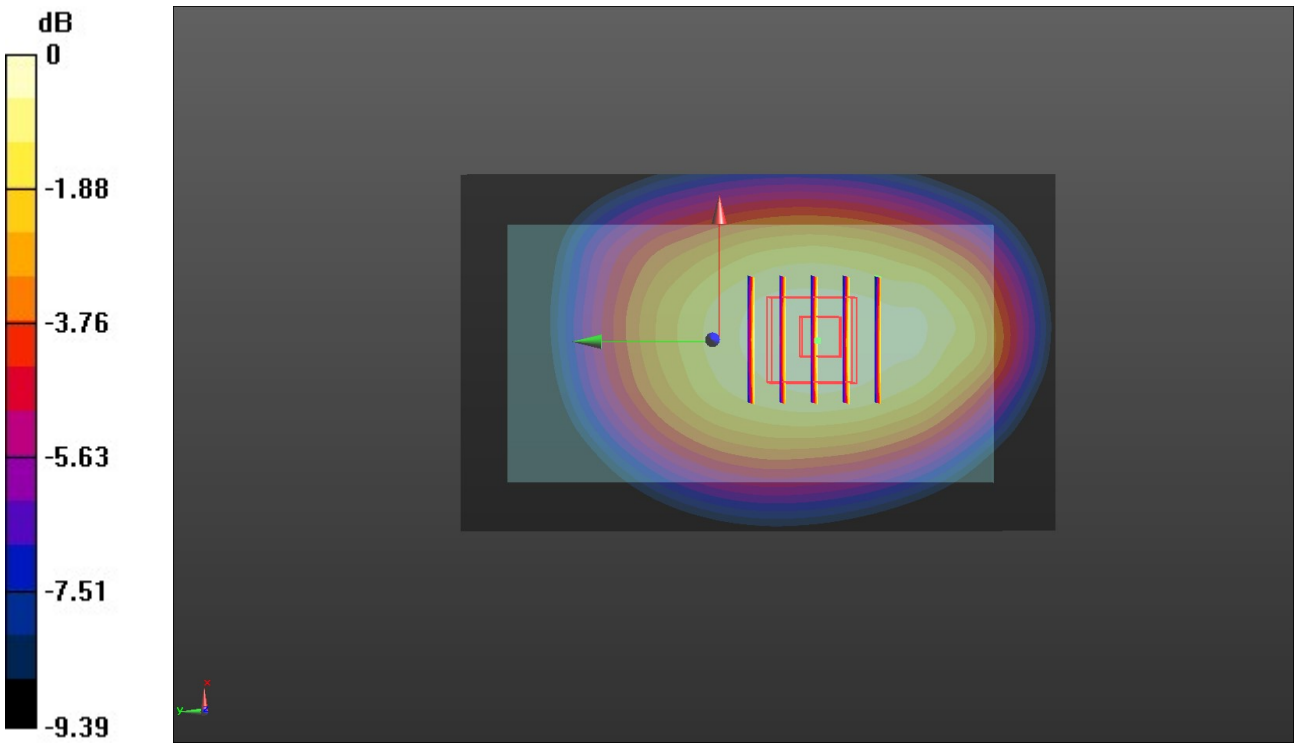

0 dB = 1.32 W/kg = 1.21 dBW/kg

Test Laboratory: Huatongwei International Inspection Co., Ltd.,SAR Lab Date: 1/31/2019

WIFI 2.4G-Head

Communication System: UID 0, Generic WIFI (0); Frequency: 2412 MHz;Duty Cycle: 1:1
Medium parameters used (interpolated): f = 2412 MHz; σ = 1.818 S/m; ε_r = 41.03; ρ = 1000 kg/m^3
Phantom section: Right Section
Ambient Temperature:22.8°C;Liquid Temperature:22.6°C;

DASY Configuration:

- Probe: EX3DV4 - SN7494; ConvF(8.27, 8.27, 8.27) @ 2412 MHz; Calibrated: 2/26/2018
- Sensor-Surface: 1.4mm (Mechanical Surface Detection)
- Electronics: DAE4 Sn1549; Calibrated: 4/25/2018
- Phantom: Twin-SAM V8.0 ; Type: QD 000 P41 AA; Serial: 1974
- DASY52 52.10.2(1495); SEMCAD X 14.6.12(7450)

Right Cheek Touch/CH 1/Area Scan (71x121x1): Interpolated grid: dx=1.200 mm, dy=1.200 mm
Maximum value of SAR (interpolated) = 0.313 W/kg

Right Cheek Touch/CH 1/Zoom Scan (7x7x7)/Cube 0: Measurement grid: dx=5mm, dy=5mm, dz=5mm
Reference Value = 2.760 V/m; Power Drift = -0.12 dB
Peak SAR (extrapolated) = 0.471 W/kg
SAR(1 g) = 0.175 W/kg; SAR(10 g) = 0.069 W/kg
Maximum value of SAR (measured) = 0.323 W/kg

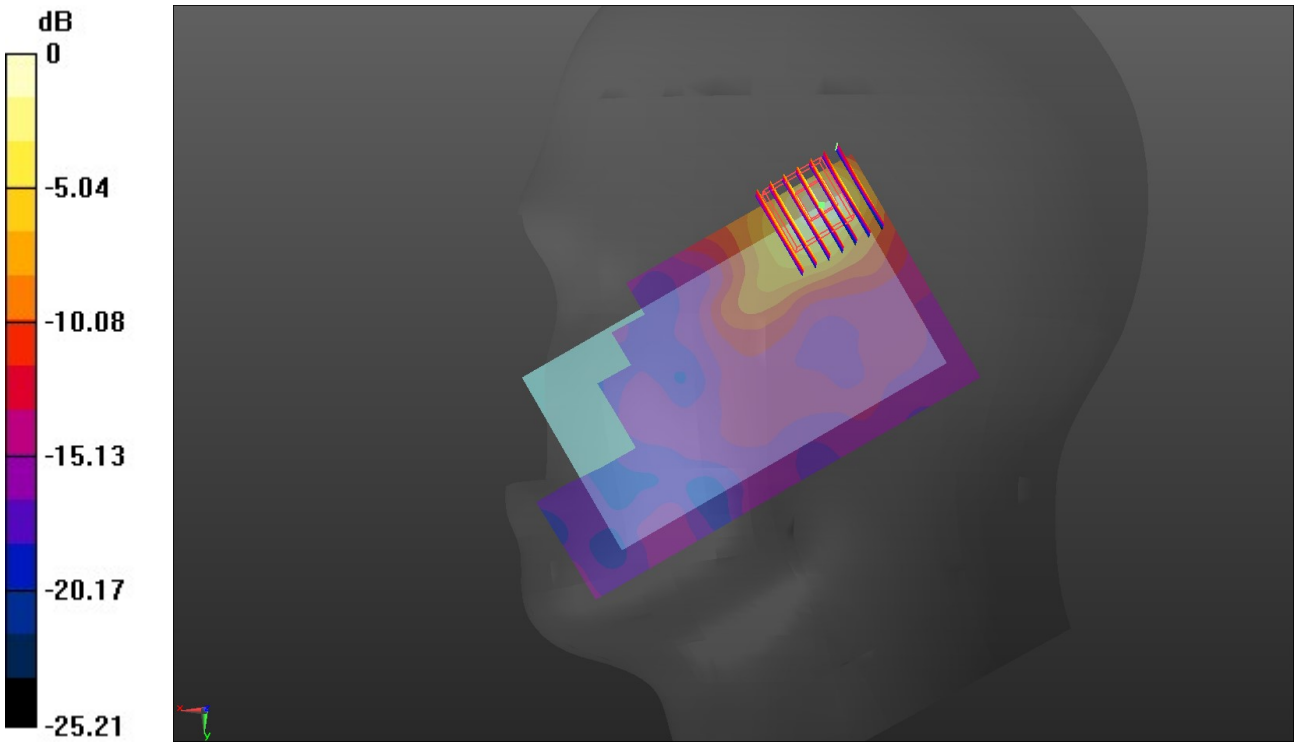

0 dB = 0.323 W/kg = -4.91 dBW/kg

Test Laboratory: Huatongwei International Inspection Co., Ltd.,SAR Lab Date: 1/31/2019

WIFI 2.4G-Body

Communication System: UID 0, Generic WIFI (0); Frequency: 2412 MHz;Duty Cycle: 1:1
Medium parameters used (interpolated): f = 2412 MHz; σ = 1.966 S/m; ε_r = 53.058; ρ = 1000 kg/m^3
Phantom section: Flat Section
Ambient Temperature:22.8°C;Liquid Temperature:22.6°C;

DASY Configuration:

- Probe: EX3DV4 - SN7494; ConvF(8.08, 8.08, 8.08) @ 2412 MHz; Calibrated: 2/26/2018
- Sensor-Surface: 1.4mm (Mechanical Surface Detection)
- Electronics: DAE4 Sn1549; Calibrated: 4/25/2018
- Phantom: ELI V8.0 ; Type: QD OVA 004 AA ; Serial: 2078
- DASY52 52.10.2(1495); SEMCAD X 14.6.12(7450)

Rear/CH 1/Area Scan (71x121x1): Interpolated grid: dx=1.200 mm, dy=1.200 mm
Maximum value of SAR (interpolated) = 0.0722 W/kg

Rear/CH 1/Zoom Scan (7x7x7)/Cube 0: Measurement grid: dx=5mm, dy=5mm, dz=5mm
Reference Value = 1.996 V/m; Power Drift = -0.15 dB
Peak SAR (extrapolated) = 0.103 W/kg
SAR(1 g) = 0.044 W/kg; SAR(10 g) = 0.023 W/kg
Maximum value of SAR (measured) = 0.0719 W/kg



0 dB = 0.0719 W/kg = -11.43 dBW/kg