Test Laboratory: Huatongwei International Inspection Co., Ltd.,SAR Lab Date: 1/24/2019

GSM 850-Head

Communication System: UID 0, Generic GPRS(TDMA, GMSK, TN 0-1-2) (0); Frequency: 836.6 MHz;Duty Cycle: 1:2.66993

Medium parameters used (interpolated): f = 836.6 MHz; σ = 0.933 S/m; ε_r = 42.599; ρ = 1000 kg/m^3
Phantom section: Left Section

Ambient Temperature:22.9°C;Liquid Temperature:22.6°C;

DASY Configuration:

- Probe: EX3DV4 - SN7494; ConvF(10.73, 10.73, 10.73) @ 836.6 MHz; Calibrated: 2/26/2018
- Sensor-Surface: 1.4mm (Mechanical Surface Detection)
- Electronics: DAE4 Sn1549; Calibrated: 4/25/2018
- Phantom: Twin-SAM V8.0 ; Type: QD 000 P41 AA; Serial: 1974
- DASY52 52.10.2(1495); SEMCAD X 14.6.12(7450)

Left Touch Cheek/CH 190/Area Scan (51x111x1): Interpolated grid: dx=1.500 mm, dy=1.500 mm
Maximum value of SAR (interpolated) = 0.189 W/kg

Left Touch Cheek/CH 190/Zoom Scan (5x5x7)/Cube 0: Measurement grid: dx=8mm, dy=8mm, dz=5mm
Reference Value = 4.298 V/m; Power Drift = -0.08 dB
Peak SAR (extrapolated) = 0.203 W/kg
SAR(1 g) = 0.159 W/kg; SAR(10 g) = 0.121 W/kg
Maximum value of SAR (measured) = 0.189 W/kg

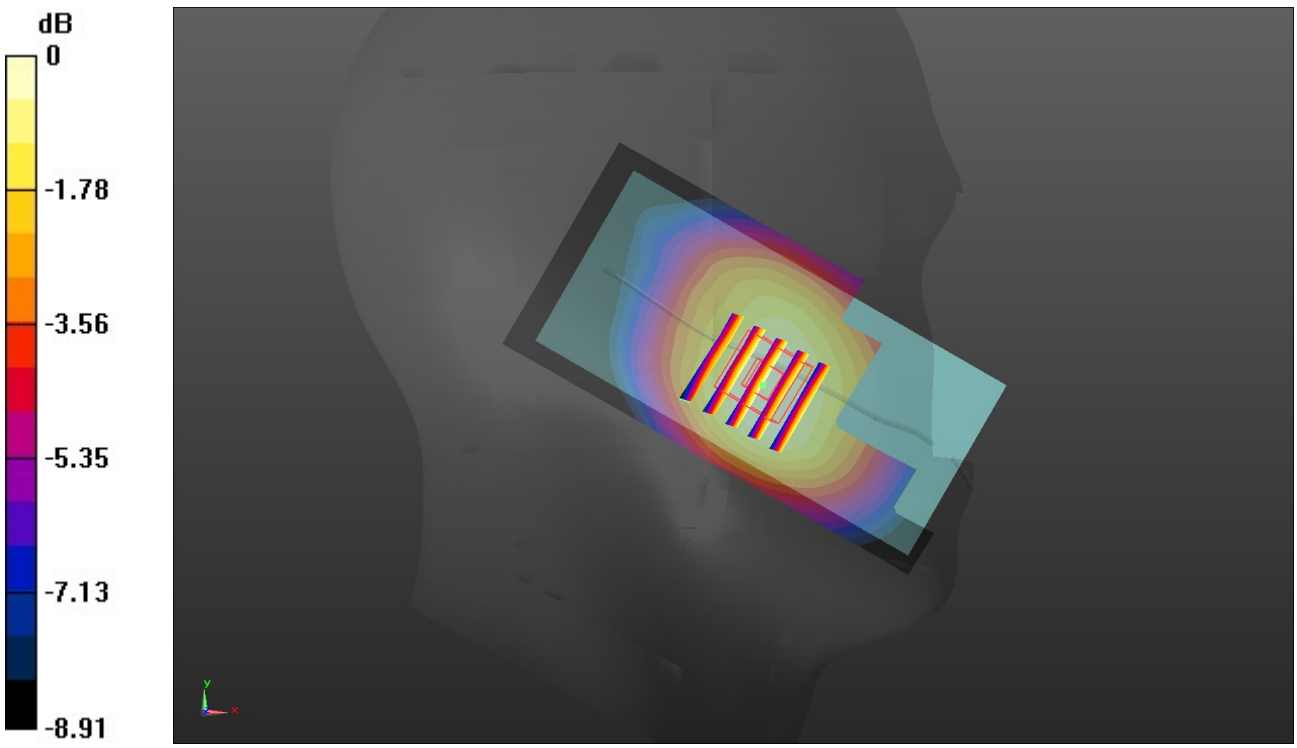

0 dB = 0.189 W/kg = -7.24 dBW/kg

Test Laboratory: Huatongwei International Inspection Co., Ltd.,SAR Lab Date: 1/25/2019

GSM 850-Body

Communication System: UID 0, Generic GPRS(TDMA, GMSK, TN 0-1-2) (0); Frequency: 836.6 MHz;Duty Cycle: 1:2.66993
Medium parameters used (interpolated): f = 836.6 MHz; σ = 0.967 S/m; ε_r = 55.399; ρ = 1000 kg/m^3
Phantom section: Flat Section
Ambient Temperature:22.9℃;Liquid Temperature:22.6℃;

DASY Configuration:

- Probe: EX3DV4 - SN7494; ConvF(10.5, 10.5, 10.5) @ 836.6 MHz; Calibrated: 2/26/2018
- Sensor-Surface: 1.4mm (Mechanical Surface Detection)
- Electronics: DAE4 Sn1549; Calibrated: 4/25/2018
- Phantom: ELI V8.0 ; Type: QD OVA 004 AA ; Serial: 2078
- DASY52 52.10.2(1495); SEMCAD X 14.6.12(7450)

Rear/CH 190/Area Scan (61x111x1): Interpolated grid: dx=1.500 mm, dy=1.500 mm
Maximum value of SAR (interpolated) = 0.255 W/kg

Rear/CH 190/Zoom Scan (5x5x7)/Cube 0: Measurement grid: dx=8mm, dy=8mm, dz=5mm
Reference Value = 16.64 V/m; Power Drift = 0.06 dB
Peak SAR (extrapolated) = 0.294 W/kg
SAR(1 g) = 0.209 W/kg; SAR(10 g) = 0.158 W/kg
Maximum value of SAR (measured) = 0.261 W/kg

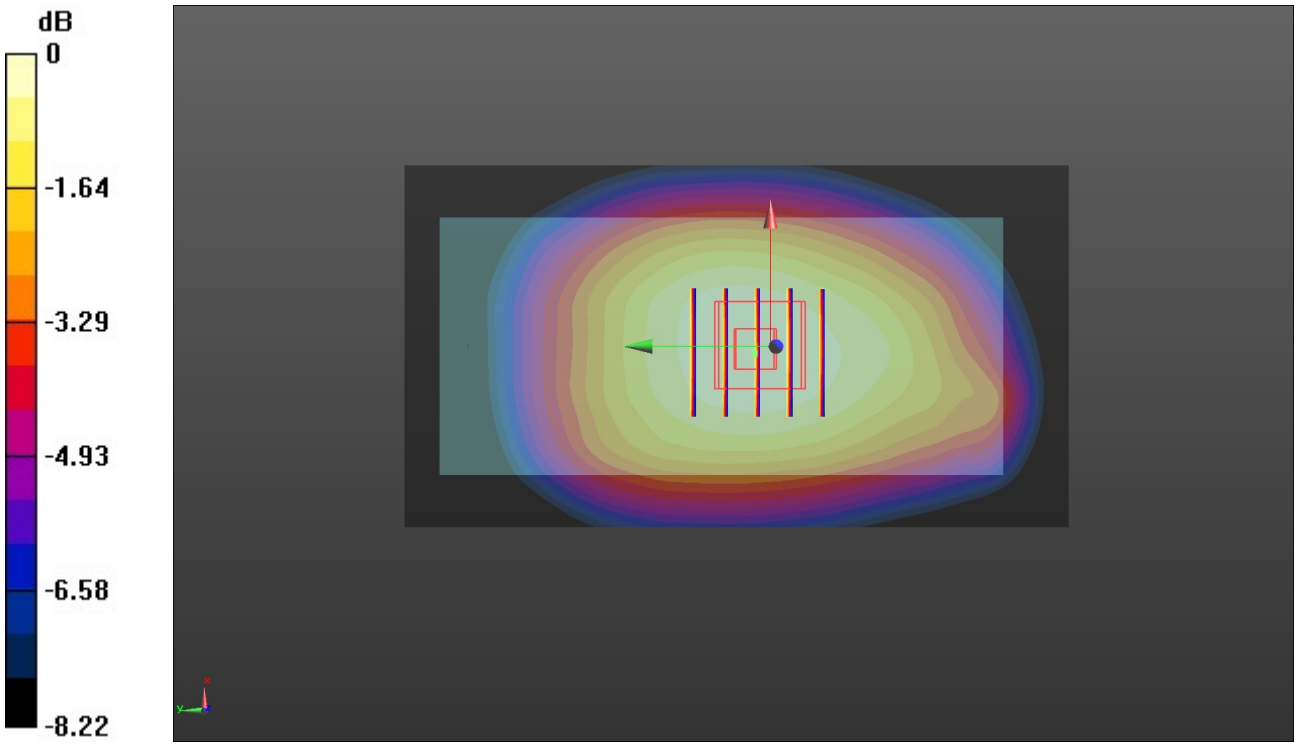

0 dB = 0.261 W/kg = -5.83 dBW/kg

Test Laboratory: Huatongwei International Inspection Co., Ltd.,SAR Lab Date: 1/29/2019

GSM 1900-Head

Communication System: UID 0, Generic GPRS(TDMA, GMSK, TN 0-1-2) (0); Frequency: 1880 MHz;Duty Cycle: 1:2.66993
Medium parameters used: f = 1880 MHz; σ = 1.455 S/m; ε_r = 41.738; ρ = 1000 kg/m^3
Phantom section: Left Section
Ambient Temperature:22.9°C;Liquid Temperature:22.6°C;

DASY Configuration:

- Probe: EX3DV4 - SN7494; ConvF(8.83, 8.83, 8.83) @ 1880 MHz; Calibrated: 2/26/2018
- Sensor-Surface: 1.4mm (Mechanical Surface Detection)
- Electronics: DAE4 Sn1549; Calibrated: 4/25/2018
- Phantom: Twin-SAM V8.0 ; Type: QD 000 P41 AA; Serial: 1974
- DASY52 52.10.2(1495); SEMCAD X 14.6.12(7450)

Left Touch Cheek/CH 661/Area Scan (51x111x1): Interpolated grid: dx=1.500 mm, dy=1.500 mm
Maximum value of SAR (interpolated) = 0.224 W/kg

Left Touch Cheek/CH 661/Zoom Scan (5x5x7)/Cube 0: Measurement grid: dx=8mm, dy=8mm, dz=5mm
Reference Value = 5.068 V/m; Power Drift = 0.04 dB
Peak SAR (extrapolated) = 0.251 W/kg
SAR(1 g) = 0.158 W/kg; SAR(10 g) = 0.096 W/kg
Maximum value of SAR (measured) = 0.217 W/kg

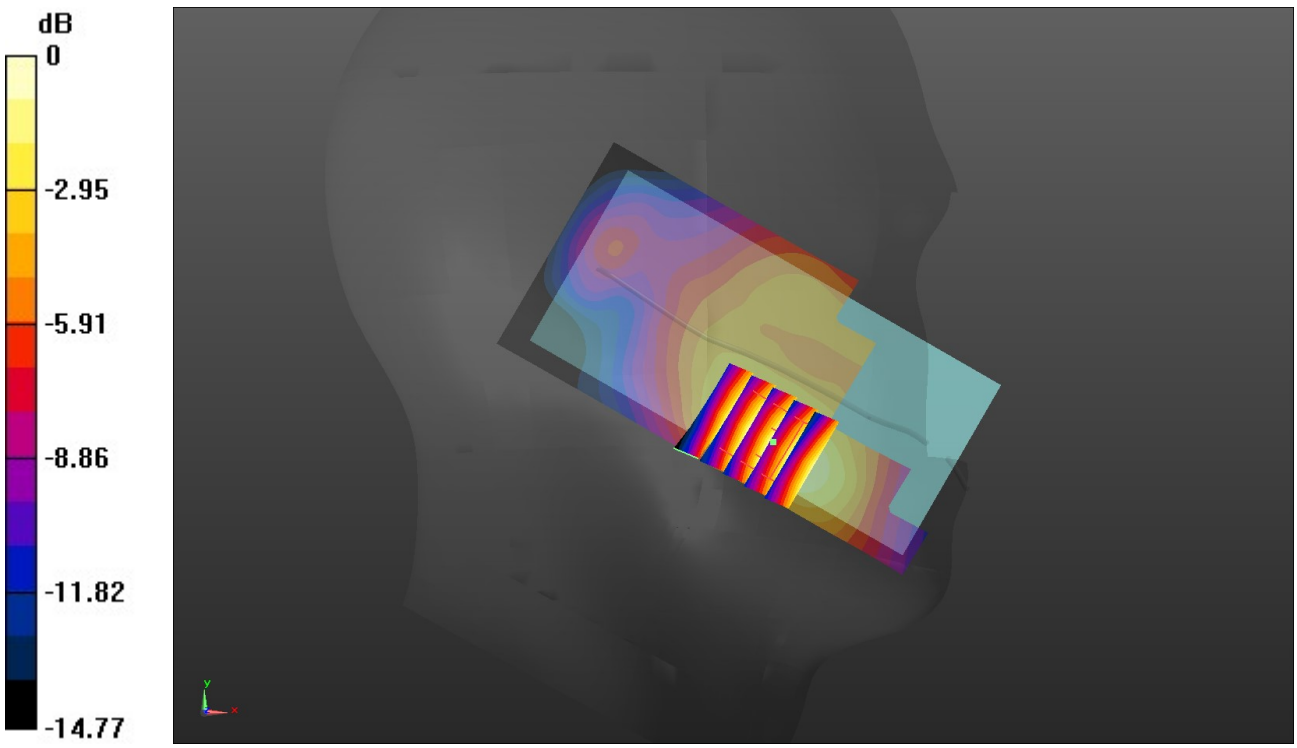

0 dB = 0.217 W/kg = -6.64 dBW/kg

Test Laboratory: Huatongwei International Inspection Co., Ltd.,SAR Lab Date: 1/30/2019

GSM 1900-Body

Communication System: UID 0, Generic GPRS(TDMA, GMSK, TN 0-1-2) (0); Frequency: 1880 MHz;Duty Cycle: 1:2.66993
Medium parameters used: f = 1880 MHz; σ = 1.539 S/m; ε_r = 53.741; ρ = 1000 kg/m^3
Phantom section: Flat Section
Ambient Temperature:22.8℃;Liquid Temperature:22.5℃;

DASY Configuration:

- Probe: EX3DV4 - SN7494; ConvF(8.42, 8.42, 8.42) @ 1880 MHz; Calibrated: 2/26/2018
- Sensor-Surface: 1.4mm (Mechanical Surface Detection)
- Electronics: DAE4 Sn1549; Calibrated: 4/25/2018
- Phantom: ELI V8.0 ; Type: QD OVA 004 AA ; Serial: 2078
- DASY52 52.10.2(1495); SEMCAD X 14.6.12(7450)

Rear/CH 661/Area Scan (61x111x1): Interpolated grid: dx=1.500 mm, dy=1.500 mm
Maximum value of SAR (interpolated) = 0.704 W/kg

Rear/CH 661/Zoom Scan (7x7x7)/Cube 0: Measurement grid: dx=8mm, dy=8mm, dz=5mm
Reference Value = 10.27 V/m; Power Drift = 0.04 dB
Peak SAR (extrapolated) = 0.849 W/kg
SAR(1 g) = 0.497 W/kg; SAR(10 g) = 0.314 W/kg
Maximum value of SAR (measured) = 0.713 W/kg

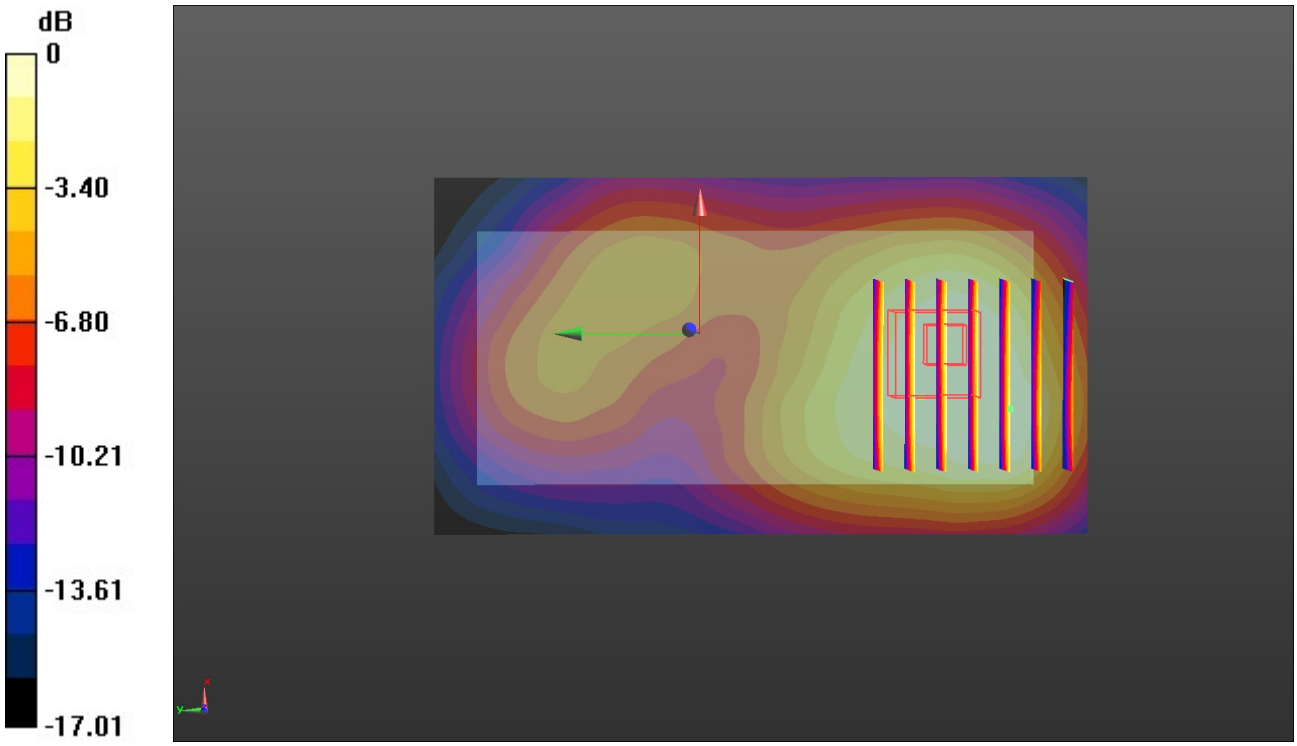

0 dB = 0.713 W/kg = -1.47 dBW/kg

Test Laboratory: Huatongwei International Inspection Co., Ltd.,SAR Lab Date: 1/29/2019

WCDMA Band II-Head

Communication System: UID 0, Generic UMTS (0); Frequency: 1880 MHz;Duty Cycle: 1:1
Medium parameters used: f = 1880 MHz; σ = 1.455 S/m; ε_r = 41.738; ρ = 1000 kg/m^3
Phantom section: Left Section
Ambient Temperature:22.9°C;Liquid Temperature:22.6°C;

DASY Configuration:

- Probe: EX3DV4 - SN7494; ConvF(8.83, 8.83, 8.83) @ 1880 MHz; Calibrated: 2/26/2018
- Sensor-Surface: 1.4mm (Mechanical Surface Detection)
- Electronics: DAE4 Sn1549; Calibrated: 4/25/2018
- Phantom: Twin-SAM V8.0 ; Type: QD 000 P41 AA; Serial: 1974
- DASY52 52.10.2(1495); SEMCAD X 14.6.12(7450)

Left Touch Cheek/CH 9400/Area Scan (51x111x1): Interpolated grid: dx=1.500 mm, dy=1.500 mm
Maximum value of SAR (interpolated) = 0.318 W/kg

Left Touch Cheek/CH 9400/Zoom Scan (5x5x7)/Cube 0: Measurement grid: dx=8mm, dy=8mm, dz=5mm
Reference Value = 6.183 V/m; Power Drift = -0.09 dB
Peak SAR (extrapolated) = 0.352 W/kg
SAR(1 g) = 0.220 W/kg; SAR(10 g) = 0.134 W/kg
Maximum value of SAR (measured) = 0.303 W/kg

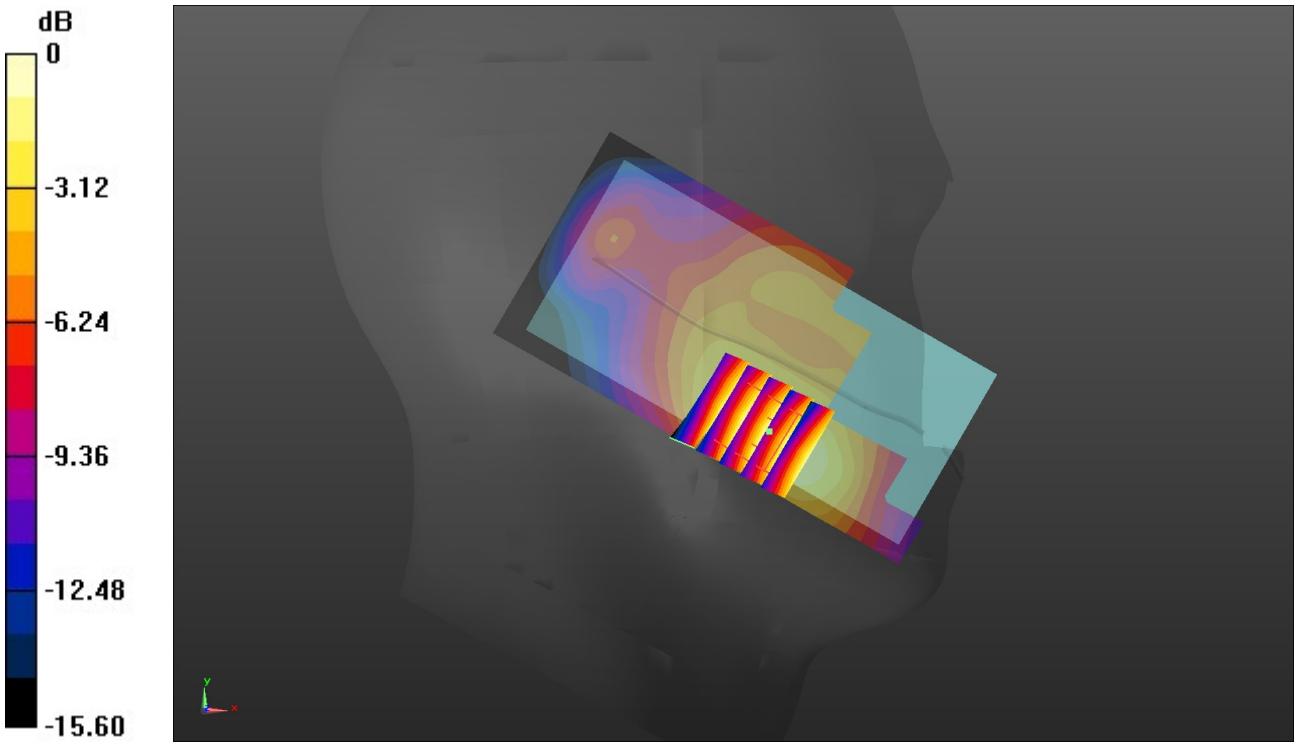

0 dB = 0.303 W/kg = -5.19 dBW/kg

Test Laboratory: Huatongwei International Inspection Co., Ltd.,SAR Lab Date: 1/30/2019

WCDMA Band II-Body

Communication System: UID 0, Generic UMTS (0); Frequency: 1880 MHz;Duty Cycle: 1:1
Medium parameters used: f = 1880 MHz; σ = 1.539 S/m; ε_r = 53.741; ρ = 1000 kg/m^3
Phantom section: Flat Section
Ambient Temperature:22.6℃;Liquid Temperature:22.4℃;

DASY Configuration:

- Probe: EX3DV4 - SN7494; ConvF(8.42, 8.42, 8.42) @ 1880 MHz; Calibrated: 2/26/2018
- Sensor-Surface: 1.4mm (Mechanical Surface Detection)
- Electronics: DAE4 Sn1549; Calibrated: 4/25/2018
- Phantom: ELI V8.0 ; Type: QD OVA 004 AA ; Serial: 2078
- DASY52 52.10.2(1495); SEMCAD X 14.6.12(7450)

Rear/CH 9400/Area Scan (61x111x1): Interpolated grid: dx=1.500 mm, dy=1.500 mm
Maximum value of SAR (interpolated) = 0.962 W/kg

Rear/CH 9400/Zoom Scan (5x6x7)/Cube 0: Measurement grid: dx=8mm, dy=8mm, dz=5mm
Reference Value = 11.78 V/m; Power Drift = -0.03 dB
Peak SAR (extrapolated) = 1.15 W/kg
SAR(1 g) = 0.676 W/kg; SAR(10 g) = 0.428 W/kg
Maximum value of SAR (measured) = 0.944 W/kg

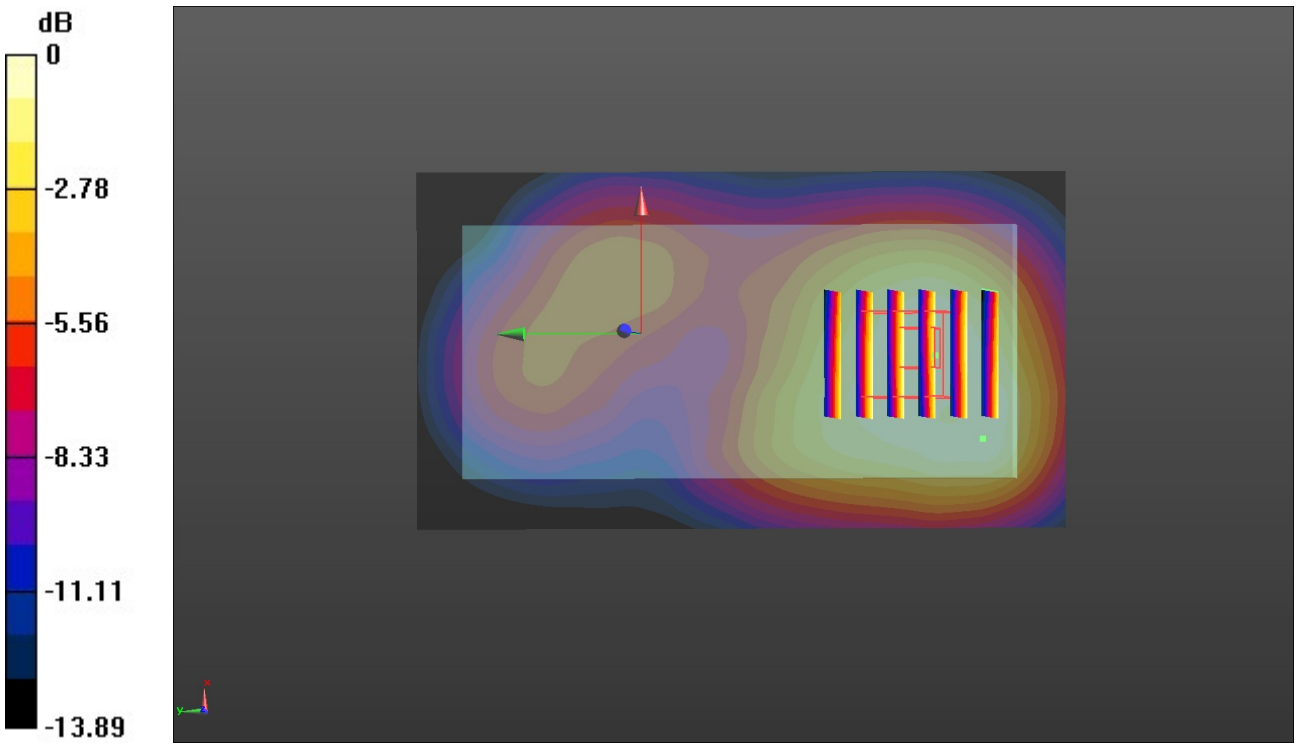

0 dB = 0.944 W/kg = -0.25 dBW/kg

Test Laboratory: Huatongwei International Inspection Co., Ltd.,SAR Lab Date: 1/28/2019

WCDMA Band IV-Head

Communication System: UID 0, Generic UMTS (0); Frequency: 1732.6 MHz;Duty Cycle: 1:1
Medium parameters used (interpolated): f = 1732.6 MHz; σ = 1.364 S/m; ε_r = 41.972; ρ = 1000 kg/m^3

Phantom section: Left Section
Ambient Temperature:22.8℃;Liquid Temperature:22.6℃;

DASY Configuration:

- Probe: EX3DV4 - SN7494; ConvF(9.23, 9.23, 9.23) @ 1732.6 MHz; Calibrated: 2/26/2018
- Sensor-Surface: 1.4mm (Mechanical Surface Detection)
- Electronics: DAE4 Sn1549; Calibrated: 4/25/2018
- Phantom: Twin-SAM V8.0 ; Type: QD 000 P41 AA; Serial: 1974
- DASY52 52.10.2(1495); SEMCAD X 14.6.12(7450)

Left Touch Cheek/CH 1413/Area Scan (51x111x1): Interpolated grid: dx=1.500 mm, dy=1.500 mm
Maximum value of SAR (interpolated) = 0.267 W/kg

Left Touch Cheek/CH 1413/Zoom Scan (5x5x7)/Cube 0: Measurement grid: dx=8mm, dy=8mm, dz=5mm
Reference Value = 4.358 V/m; Power Drift = -0.14 dB
Peak SAR (extrapolated) = 0.298 W/kg
SAR(1 g) = 0.193 W/kg; SAR(10 g) = 0.123 W/kg
Maximum value of SAR (measured) = 0.262 W/kg

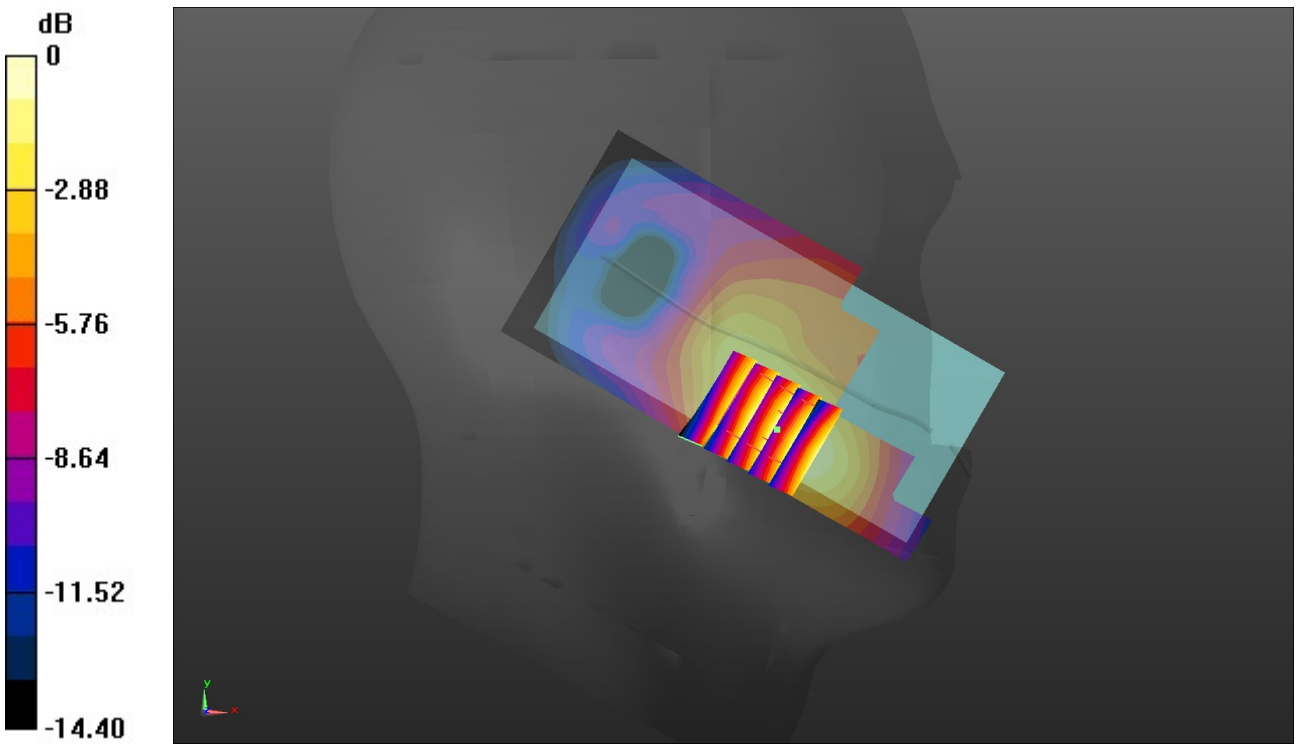

0 dB = 0.262 W/kg = -5.82 dBW/kg

Test Laboratory: Huatongwei International Inspection Co., Ltd.,SAR Lab Date: 1/28/2019

WCDMA Band IV-Body

Communication System: UID 0, Generic UMTS (0); Frequency: 1732.6 MHz;Duty Cycle: 1:1
Medium parameters used (interpolated): f = 1732.6 MHz; σ = 1.43 S/m; ε_r = 53.891; ρ = 1000 kg/m^3
Phantom section: Flat Section
Ambient Temperature:22.8°C;Liquid Temperature:22.6°C;

DASY Configuration:

- Probe: EX3DV4 - SN7494; ConvF(8.77, 8.77, 8.77) @ 1732.6 MHz; Calibrated: 2/26/2018
- Sensor-Surface: 1.4mm (Mechanical Surface Detection)
- Electronics: DAE4 Sn1549; Calibrated: 4/25/2018
- Phantom: ELI V8.0 ; Type: QD OVA 004 AA ; Serial: 2078
- DASY52 52.10.2(1495); SEMCAD X 14.6.12(7450)

Rear/CH 1413/Area Scan (61x111x1): Interpolated grid: dx=1.500 mm, dy=1.500 mm
Maximum value of SAR (interpolated) = 0.574 W/kg

Rear/CH 1413/Zoom Scan (5x6x7)/Cube 0: Measurement grid: dx=8mm, dy=8mm, dz=5mm
Reference Value = 12.43 V/m; Power Drift = 0.00 dB
Peak SAR (extrapolated) = 0.710 W/kg
SAR(1 g) = 0.422 W/kg; SAR(10 g) = 0.272 W/kg
Maximum value of SAR (measured) = 0.588 W/kg

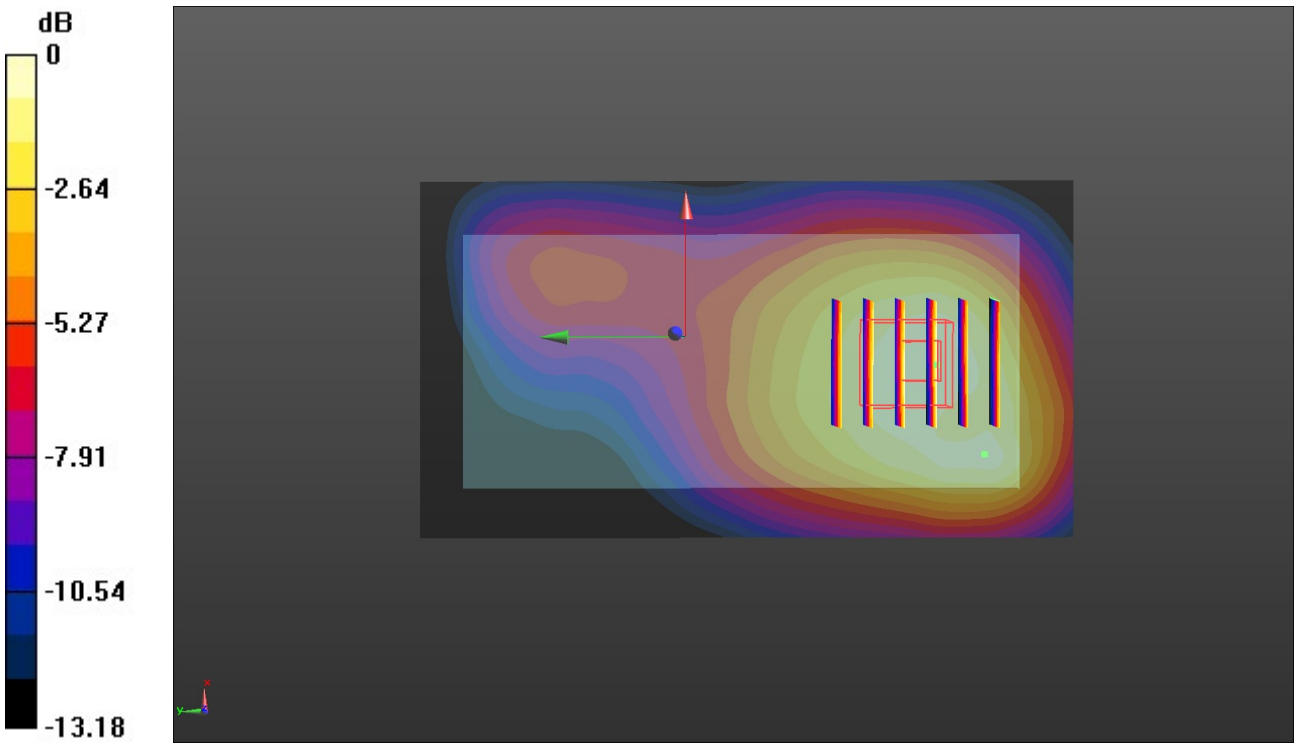

0 dB = 0.588 W/kg = -2.31 dBW/kg

Test Laboratory: Huatongwei International Inspection Co., Ltd.,SAR Lab Date: 1/24/2019

WCDMA Band V-Head

Communication System: UID 0, Generic UMTS (0); Frequency: 836.6 MHz;Duty Cycle: 1:1
Medium parameters used (interpolated): f = 836.6 MHz; σ = 0.933 S/m; ε_r = 42.599; ρ = 1000 kg/m^3
Phantom section: Left Section
Ambient Temperature:22.9°C;Liquid Temperature:22.6°C;

DASY Configuration:

- Probe: EX3DV4 - SN7494; ConvF(10.73, 10.73, 10.73) @ 836.6 MHz; Calibrated: 2/26/2018
- Sensor-Surface: 1.4mm (Mechanical Surface Detection)
- Electronics: DAE4 Sn1549; Calibrated: 4/25/2018
- Phantom: Twin-SAM V8.0 ; Type: QD 000 P41 AA; Serial: 1974
- DASY52 52.10.2(1495); SEMCAD X 14.6.12(7450)

Left Touch Cheek/CH 4183/Area Scan (51x111x1): Interpolated grid: dx=1.500 mm, dy=1.500 mm
Maximum value of SAR (interpolated) = 0.117 W/kg

Left Touch Cheek/CH 4183/Zoom Scan (5x5x7)/Cube 0: Measurement grid: dx=8mm, dy=8mm, dz=5mm
Reference Value = 3.099 V/m; Power Drift = 0.10 dB
Peak SAR (extrapolated) = 0.126 W/kg
SAR(1 g) = 0.099 W/kg; SAR(10 g) = 0.076 W/kg
Maximum value of SAR (measured) = 0.117 W/kg

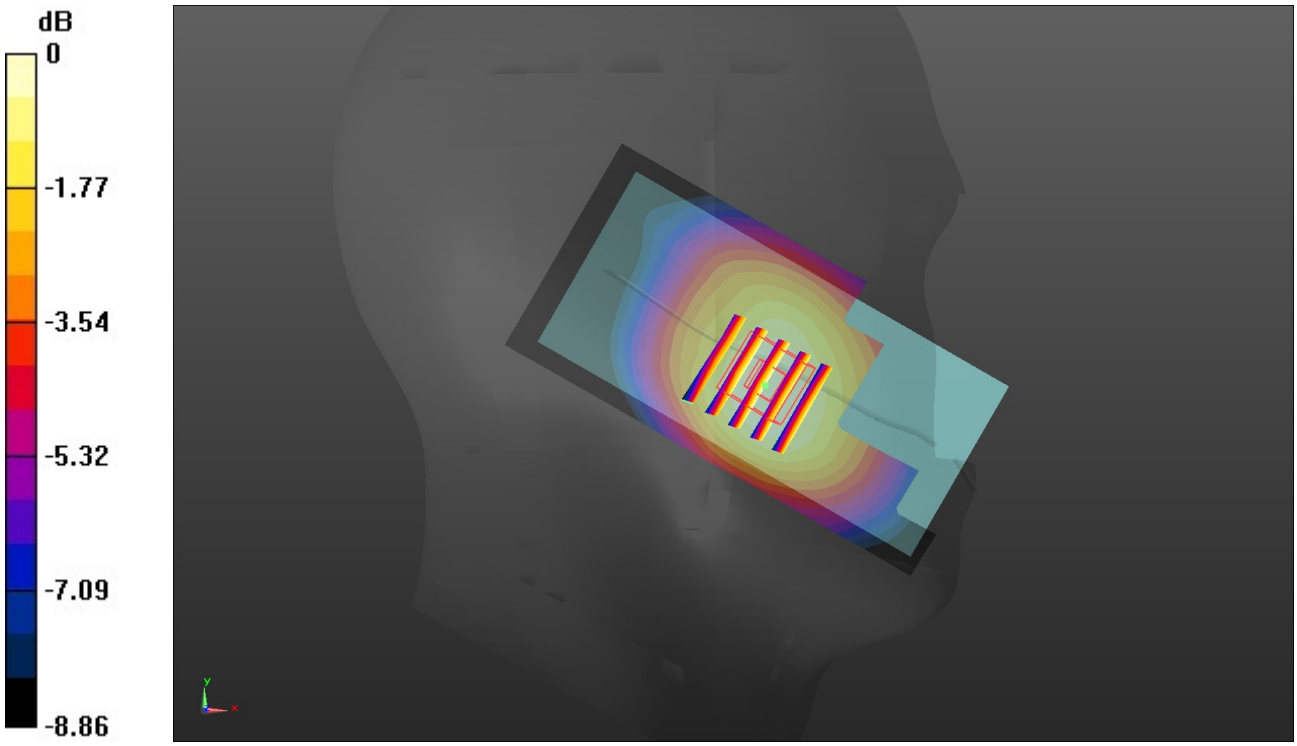

0 dB = 0.117 W/kg = -9.32 dBW/kg

Test Laboratory: Huatongwei International Inspection Co., Ltd.,SAR Lab Date: 1/25/2019

WCDMA Band V-Body

Communication System: UID 0, Generic UMTS (0); Frequency: 836.6 MHz;Duty Cycle: 1:1
Medium parameters used (interpolated): f = 836.6 MHz; σ = 0.967 S/m; ε_r = 55.399; ρ = 1000 kg/m^3
Phantom section: Flat Section
Ambient Temperature:22.6℃;Liquid Temperature:22.4℃;

DASY Configuration:

- Probe: EX3DV4 - SN7494; ConvF(10.5, 10.5, 10.5) @ 836.6 MHz; Calibrated: 2/26/2018
- Sensor-Surface: 1.4mm (Mechanical Surface Detection)
- Electronics: DAE4 Sn1549; Calibrated: 4/25/2018
- Phantom: ELI V8.0 ; Type: QD OVA 004 AA ; Serial: 2078
- DASY52 52.10.2(1495); SEMCAD X 14.6.12(7450)

Rear/CH 4183/Area Scan (61x111x1): Interpolated grid: dx=1.500 mm, dy=1.500 mm
Maximum value of SAR (interpolated) = 0.192 W/kg

Rear/CH 4183/Zoom Scan (5x5x7)/Cube 0: Measurement grid: dx=8mm, dy=8mm, dz=5mm
Reference Value = 14.63 V/m; Power Drift = 0.03 dB
Peak SAR (extrapolated) = 0.221 W/kg
SAR(1 g) = 0.155 W/kg; SAR(10 g) = 0.117 W/kg
Maximum value of SAR (measured) = 0.194 W/kg

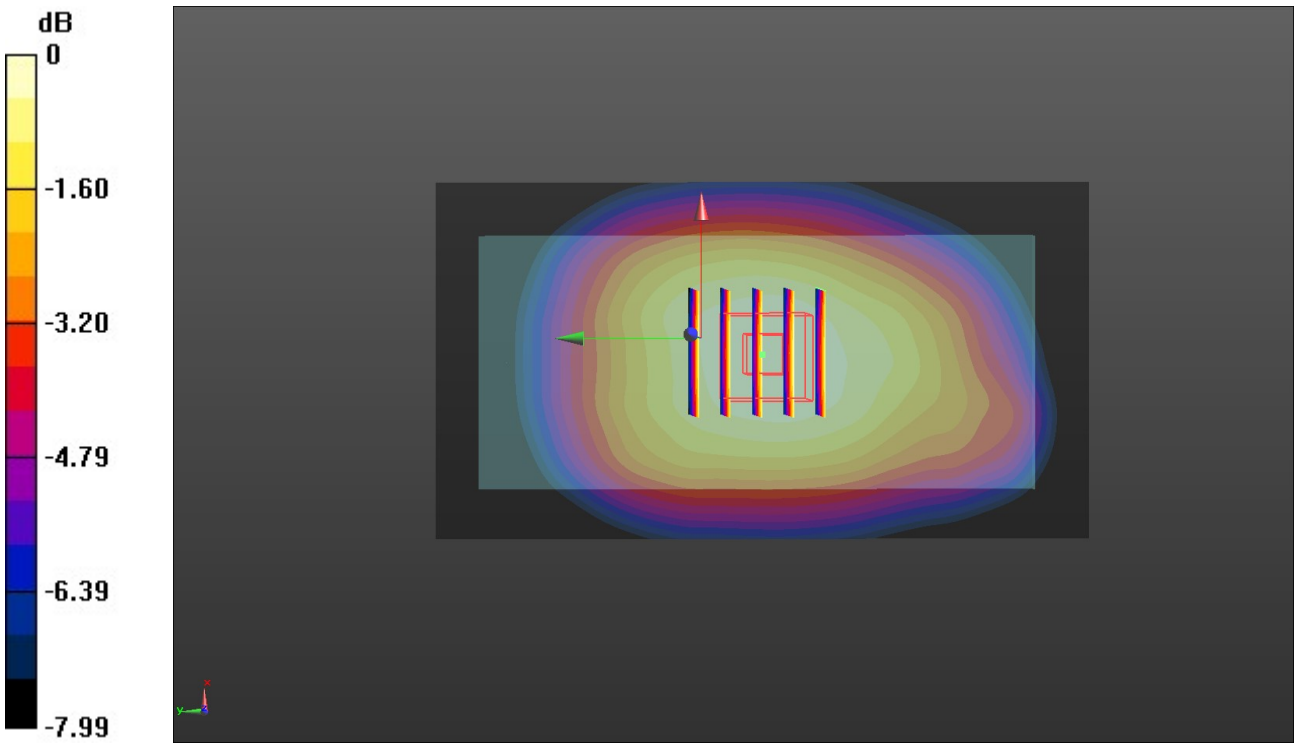

0 dB = 0.194 W/kg = -7.12 dBW/kg

Test Laboratory: Huatongwei International Inspection Co., Ltd.,SAR Lab Date: 1/31/2019

WIFI 2.4G-Head

Communication System: UID 0, Generic WIFI (0); Frequency: 2437 MHz;Duty Cycle: 1:1
Medium parameters used (interpolated): f = 2437 MHz; σ = 1.829 S/m; ε_r = 41.002; ρ = 1000 kg/m^3
Phantom section: Right Section
Ambient Temperature:22.7°C;Liquid Temperature:22.6°C;

DASY Configuration:

- Probe: EX3DV4 - SN7494; ConvF(8.27, 8.27, 8.27) @ 2437 MHz; Calibrated: 2/26/2018
- Sensor-Surface: 1.4mm (Mechanical Surface Detection)
- Electronics: DAE4 Sn1549; Calibrated: 4/25/2018
- Phantom: Twin-SAM V8.0 ; Type: QD 000 P41 AA; Serial: 1974
- DASY52 52.10.2(1495); SEMCAD X 14.6.12(7450)

Right Cheek Touch/CH 6/Area Scan (71x131x1): Interpolated grid: dx=1.200 mm, dy=1.200 mm
Maximum value of SAR (interpolated) = 0.0235 W/kg

Right Cheek Touch/CH 6/Zoom Scan (7x7x7)/Cube 0: Measurement grid: dx=5mm, dy=5mm, dz=5mm
Reference Value = 1.481 V/m; Power Drift = -0.19 dB
Peak SAR (extrapolated) = 0.0410 W/kg
SAR(1 g) = 0.015 W/kg; SAR(10 g) = 0.00694 W/kg
Maximum value of SAR (measured) = 0.0298 W/kg



0 dB = 0.0298 W/kg = -15.26 dBW/kg

Test Laboratory: Huatongwei International Inspection Co., Ltd.,SAR Lab Date: 1/31/2019

WIFI 2.4G-Body

Communication System: UID 0, Generic WIFI (0); Frequency: 2437 MHz;Duty Cycle: 1:1
Medium parameters used (interpolated): f = 2437 MHz; σ = 1.991 S/m; ε_r = 53.023; ρ = 1000 kg/m^3
Phantom section: Flat Section
Ambient Temperature:22.8°C;Liquid Temperature:22.6°C;

DASY Configuration:

- Probe: EX3DV4 - SN7494; ConvF(8.08, 8.08, 8.08) @ 2437 MHz; Calibrated: 2/26/2018
- Sensor-Surface: 1.4mm (Mechanical Surface Detection)
- Electronics: DAE4 Sn1549; Calibrated: 4/25/2018
- Phantom: ELI V8.0 ; Type: QD OVA 004 AA ; Serial: 2078
- DASY52 52.10.2(1495); SEMCAD X 14.6.12(7450)

Rear/CH 6/Area Scan (71x141x1): Interpolated grid: dx=1.200 mm, dy=1.200 mm
Maximum value of SAR (interpolated) = 0.0298 W/kg

Rear/CH 6/Zoom Scan (7x7x7)/Cube 0: Measurement grid: dx=5mm, dy=5mm, dz=5mm
Reference Value = 2.605 V/m; Power Drift = -0.14 dB
Peak SAR (extrapolated) = 0.00591 W/kg
SAR(1 g) = 0.00406 W/kg; SAR(10 g) = 0.00336 W/kg
Maximum value of SAR (measured) = 0.00591 W/kg



0 dB = 0.00591 W/kg = -22.28 dBW/kg