Test Laboratory: Huatongwei International Inspection Co., Ltd.,SAR Lab Date: 7/3/2019

GSM 850-Head

Communication System: UID 0, Generic GPRS(TDMA, GMSK, TN 0-1-2) (0); Frequency: 824.2 MHz;Duty Cycle: 1:2.66993

Medium parameters used: f = 825 MHz; σ = 0.90 S/m; ε_r = 42.974; ρ = 1000 kg/m^3
Phantom section: Left Section

Ambient Temperature:22.0°C;Liquid Temperature:21.8°C;

DASY Configuration:

- Probe: EX3DV4 - SN7494; ConvF(10.41, 10.41, 10.41) @ 824.2 MHz; Calibrated: 3/25/2019
- Sensor-Surface: 1.4mm (Mechanical Surface Detection)
- Electronics: DAE4 Sn1549; Calibrated: 3/19/2019
- Phantom: Twin-SAM V8.0 ; Type: QD 000 P41 AA; Serial: 1974
- DASY52 52.10.2(1495); SEMCAD X 14.6.12(7450)

Left Touch Cheek/CH 128/Area Scan (61x101x1): Interpolated grid: dx=1.500 mm, dy=1.500 mm
Maximum value of SAR (interpolated) = 0.364 W/kg

Left Touch Cheek/CH 128/Zoom Scan (5x5x7)/Cube 0: Measurement grid: dx=8mm, dy=8mm, dz=5mm
Reference Value = 5.071 V/m; Power Drift = -0.17 dB
Peak SAR (extrapolated) = 0.425 W/kg
SAR(1 g) = 0.288 W/kg; SAR(10 g) = 0.207 W/kg
Maximum value of SAR (measured) = 0.365 W/kg



0 dB = 0.365 W/kg = -4.38 dBW/kg

Test Laboratory: Huatongwei International Inspection Co., Ltd.,SAR Lab Date: 7/4/2019

GSM 1900-Head

Communication System: UID 0, Generic GPRS(TDMA, GMSK, TN 0-1-2) (0); Frequency: 1909.8 MHz;Duty Cycle: 1:2.66993
Medium parameters used: f = 1910 MHz; σ = 1.469 S/m; ε_r = 41.648; ρ = 1000 kg/m^3
Phantom section: Left Section
Ambient Temperature:22.1°C;Liquid Temperature:21.8°C;

DASY Configuration:

- Probe: EX3DV4 - SN7494; ConvF(8.57, 8.57, 8.57) @ 1909.8 MHz; Calibrated: 3/25/2019
- Sensor-Surface: 1.4mm (Mechanical Surface Detection)
- Electronics: DAE4 Sn1549; Calibrated: 3/19/2019
- Phantom: Twin-SAM V8.0 ; Type: QD 000 P41 AA; Serial: 1974
- DASY52 52.10.2(1495); SEMCAD X 14.6.12(7450)

Left Touch Cheek/CH 810/Area Scan (61x101x1): Interpolated grid: dx=1.500 mm, dy=1.500 mm
Maximum value of SAR (interpolated) = 0.656 W/kg

Left Touch Cheek/CH 810/Zoom Scan (5x5x7)/Cube 0: Measurement grid: dx=8mm, dy=8mm, dz=5mm
Reference Value = 6.894 V/m; Power Drift = -0.13 dB
Peak SAR (extrapolated) = 0.780 W/kg
SAR(1 g) = 0.469 W/kg; SAR(10 g) = 0.272 W/kg
Maximum value of SAR (measured) = 0.667 W/kg



0 dB = 0.667 W/kg = -1.76 dBW/kg

Test Laboratory: Huatongwei International Inspection Co., Ltd.,SAR Lab Date: 7/4/2019

WCDMA Band II-Head

Communication System: UID 0, Generic UMTS (0); Frequency: 1907.6 MHz;Duty Cycle: 1:1
Medium parameters used (interpolated): f = 1907.6 MHz; σ = 1.468 S/m; ε_r = 41.655; ρ = 1000 kg/m^3

Phantom section: Left Section
Ambient Temperature:22.2°C;Liquid Temperature:21.9°C;

DASY Configuration:

- Probe: EX3DV4 - SN7494; ConvF(8.57, 8.57, 8.57) @ 1907.6 MHz; Calibrated: 3/25/2019
- Sensor-Surface: 1.4mm (Mechanical Surface Detection)
- Electronics: DAE4 Sn1549; Calibrated: 3/19/2019
- Phantom: Twin-SAM V8.0 ; Type: QD 000 P41 AA; Serial: 1974
- DASY52 52.10.2(1495); SEMCAD X 14.6.12(7450)

Left Touch Cheek/CH 9538/Area Scan (61x101x1): Interpolated grid: dx=1.500 mm, dy=1.500 mm
Maximum value of SAR (interpolated) = 1.02 W/kg

Left Touch Cheek/CH 9538/Zoom Scan (5x5x7)/Cube 0: Measurement grid: dx=8mm, dy=8mm, dz=5mm
Reference Value = 7.963 V/m; Power Drift = -0.16 dB
Peak SAR (extrapolated) = 1.21 W/kg
SAR(1 g) = 0.732 W/kg; SAR(10 g) = 0.424 W/kg
Maximum value of SAR (measured) = 1.04 W/kg



0 dB = 1.04 W/kg = 0.17 dBW/kg

Test Laboratory: Huatongwei International Inspection Co., Ltd.,SAR Lab Date: 7/3/2019

WCDMA Band V-Head

Communication System: UID 0, Generic UMTS (0); Frequency: 836.6 MHz;Duty Cycle: 1:1
Medium parameters used (interpolated): f = 836.6 MHz; σ = 0.903 S/m; ε_r = 42.899; ρ = 1000 kg/m^3
Phantom section: Left Section
Ambient Temperature:22.3°C;Liquid Temperature:22.1°C;

DASY Configuration:

- Probe: EX3DV4 - SN7494; ConvF(10.41, 10.41, 10.41) @ 836.6 MHz; Calibrated: 3/25/2019
- Sensor-Surface: 1.4mm (Mechanical Surface Detection)
- Electronics: DAE4 Sn1549; Calibrated: 3/19/2019
- Phantom: Twin-SAM V8.0 ; Type: QD 000 P41 AA; Serial: 1974
- DASY52 52.10.2(1495); SEMCAD X 14.6.12(7450)

Left Touch Cheek/CH 4183/Area Scan (61x101x1): Interpolated grid: dx=1.500 mm, dy=1.500 mm
Maximum value of SAR (interpolated) = 0.559 W/kg

Left Touch Cheek/CH 4183/Zoom Scan (5x5x7)/Cube 0: Measurement grid: dx=8mm, dy=8mm, dz=5mm
Reference Value = 6.094 V/m; Power Drift = 0.11 dB
Peak SAR (extrapolated) = 0.638 W/kg
SAR(1 g) = 0.431 W/kg; SAR(10 g) = 0.312 W/kg
Maximum value of SAR (measured) = 0.548 W/kg

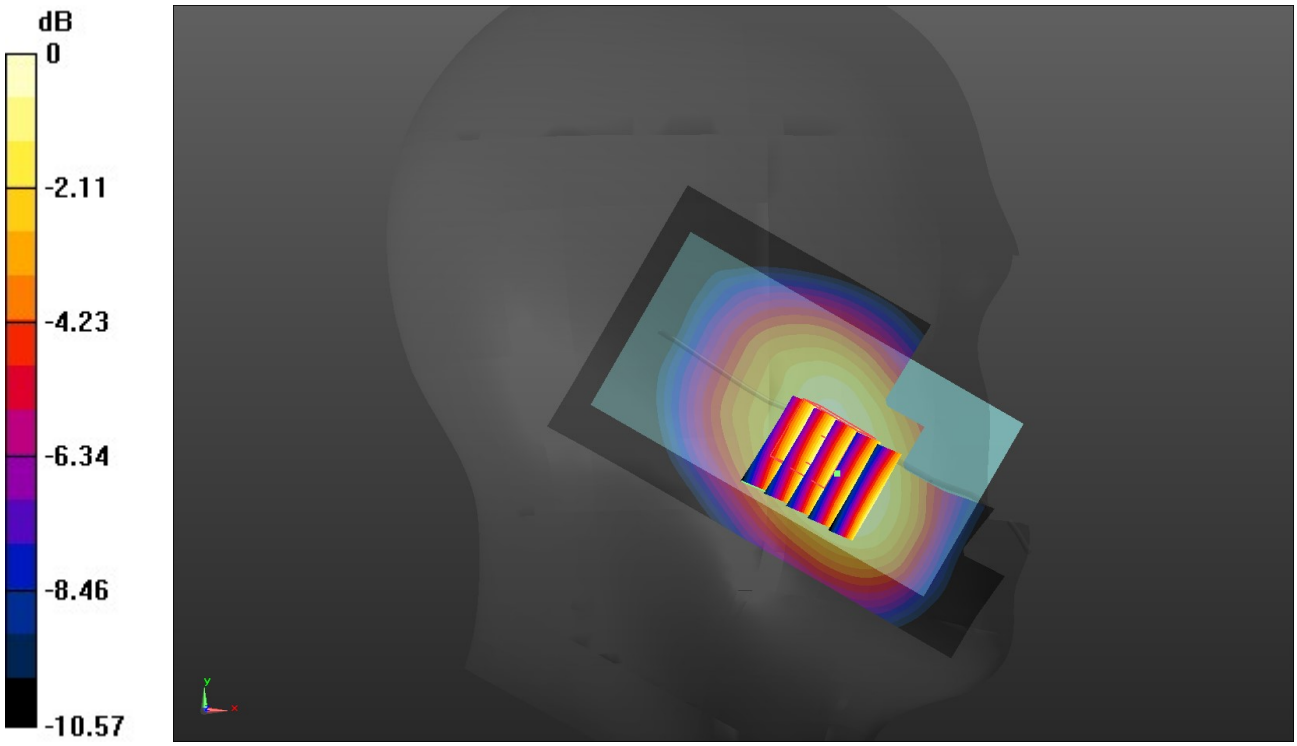

0 dB = 0.548 W/kg = -2.61 dBW/kg

Test Laboratory: Huatongwei International Inspection Co., Ltd.,SAR Lab Date: 7/5/2019

WiFi 2.4G-Head

Communication System: UID 0, Generic WIFI (0); Frequency: 2412 MHz;Duty Cycle: 1:1
Medium parameters used (interpolated): f = 2412 MHz; σ = 1.818 S/m; ε_r = 41.03; ρ = 1000 kg/m^3
Phantom section: Left Section
Ambient Temperature:22.0°C;Liquid Temperature:21.7°C;

DASY Configuration:

- Probe: EX3DV4 - SN7494; ConvF(7.9, 7.9, 7.9) @ 2412 MHz; Calibrated: 3/25/2019
- Sensor-Surface: 1.4mm (Mechanical Surface Detection)
- Electronics: DAE4 Sn1549; Calibrated: 3/19/2019
- Phantom: Twin-SAM V8.0 ; Type: QD 000 P41 AA; Serial: 1974
- DASY52 52.10.2(1495); SEMCAD X 14.6.12(7450)

Left Touch Cheek/CH 1/Area Scan (71x121x1): Interpolated grid: dx=1.200 mm, dy=1.200 mm
Maximum value of SAR (interpolated) = 0.648 W/kg

Left Touch Cheek/CH 1/Zoom Scan (7x7x7)/Cube 0: Measurement grid: dx=5mm, dy=5mm, dz=5mm
Reference Value = 13.81 V/m; Power Drift = -0.12 dB
Peak SAR (extrapolated) = 0.775 W/kg
SAR(1 g) = 0.389 W/kg; SAR(10 g) = 0.203 W/kg
Maximum value of SAR (measured) = 0.622 W/kg

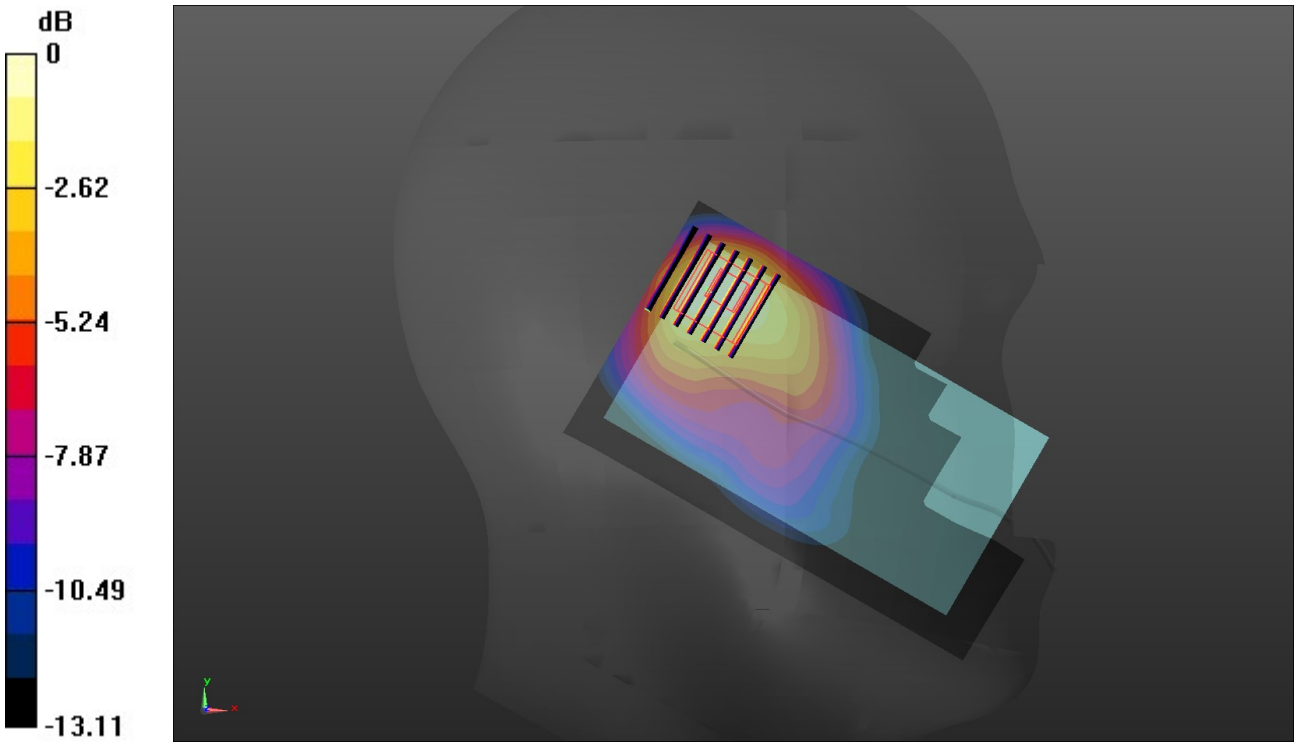

0 dB = 0.622 W/kg = -2.06 dBW/kg

Test Laboratory: Huatongwei International Inspection Co., Ltd.,SAR Lab Date: 7/3/2019

GSM 850-Body

Communication System: UID 0, Generic GPRS(TDMA, GMSK, TN 0-1-2) (0); Frequency: 824.2 MHz;Duty Cycle: 1:2.66993

Medium parameters used: f = 825 MHz; σ = 0.90 S/m; ε_r = 42.974; ρ = 1000 kg/m^3
Phantom section: Flat Section
Ambient Temperature:22.0°C;Liquid Temperature:21.7°C;

DASY Configuration:

- Probe: EX3DV4 - SN7494; ConvF(10.41, 10.41, 10.41) @ 824.2 MHz; Calibrated: 3/25/2019
- Sensor-Surface: 1.4mm (Mechanical Surface Detection)
- Electronics: DAE4 Sn1549; Calibrated: 3/19/2019
- Phantom: Twin-SAM V8.0 ; Type: QD 000 P41 AA; Serial: 1974
- DASY52 52.10.2(1495); SEMCAD X 14.6.12(7450)

Rear/CH 128/Area Scan (61x101x1): Interpolated grid: dx=1.500 mm, dy=1.500 mm
Maximum value of SAR (interpolated) = 0.404 W/kg

Rear/CH 128/Zoom Scan (5x5x7)/Cube 0: Measurement grid: dx=8mm, dy=8mm, dz=5mm
Reference Value = 19.95 V/m; Power Drift = -0.08 dB
Peak SAR (extrapolated) = 0.470 W/kg
SAR(1 g) = 0.323 W/kg; SAR(10 g) = 0.230 W/kg
Maximum value of SAR (measured) = 0.413 W/kg

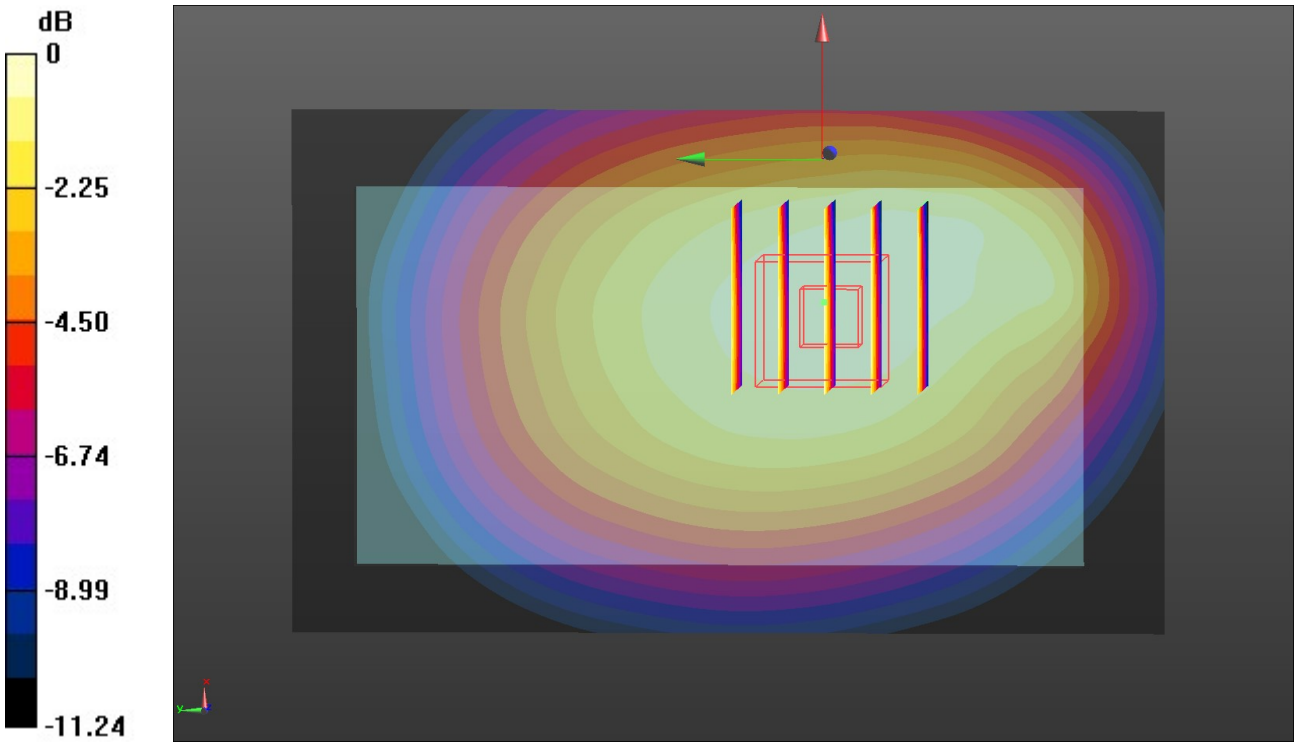

0 dB = 0.413 W/kg = -3.84 dBW/kg

Test Laboratory: Huatongwei International Inspection Co., Ltd.,SAR Lab Date: 7/4/2019

GSM 1900-Head

Communication System: UID 0, Generic GPRS(TDMA, GMSK, TN 0-1-2) (0); Frequency: 1909.8 MHz;Duty Cycle: 1:2.66993
Medium parameters used: f = 1910 MHz; σ = 1.469 S/m; ε_r = 41.648; ρ = 1000 kg/m^3
Phantom section: Flat Section
Ambient Temperature:22.1℃;Liquid Temperature:21.9℃;

DASY Configuration:

- Probe: EX3DV4 - SN7494; ConvF(8.57, 8.57, 8.57) @ 1909.8 MHz; Calibrated: 3/25/2019
- Sensor-Surface: 1.4mm (Mechanical Surface Detection)
- Electronics: DAE4 Sn1549; Calibrated: 3/19/2019
- Phantom: Twin-SAM V8.0 ; Type: QD 000 P41 AA; Serial: 1974
- DASY52 52.10.2(1495); SEMCAD X 14.6.12(7450)

Rear/CH 810/Area Scan (61x101x1): Interpolated grid: dx=1.500 mm, dy=1.500 mm
Maximum value of SAR (interpolated) = 0.566 W/kg

Rear/CH 810/Zoom Scan (5x5x7)/Cube 0: Measurement grid: dx=8mm, dy=8mm, dz=5mm
Reference Value = 12.28 V/m; Power Drift = -0.11 dB
Peak SAR (extrapolated) = 0.704 W/kg
SAR(1 g) = 0.409 W/kg; SAR(10 g) = 0.246 W/kg
Maximum value of SAR (measured) = 0.584 W/kg

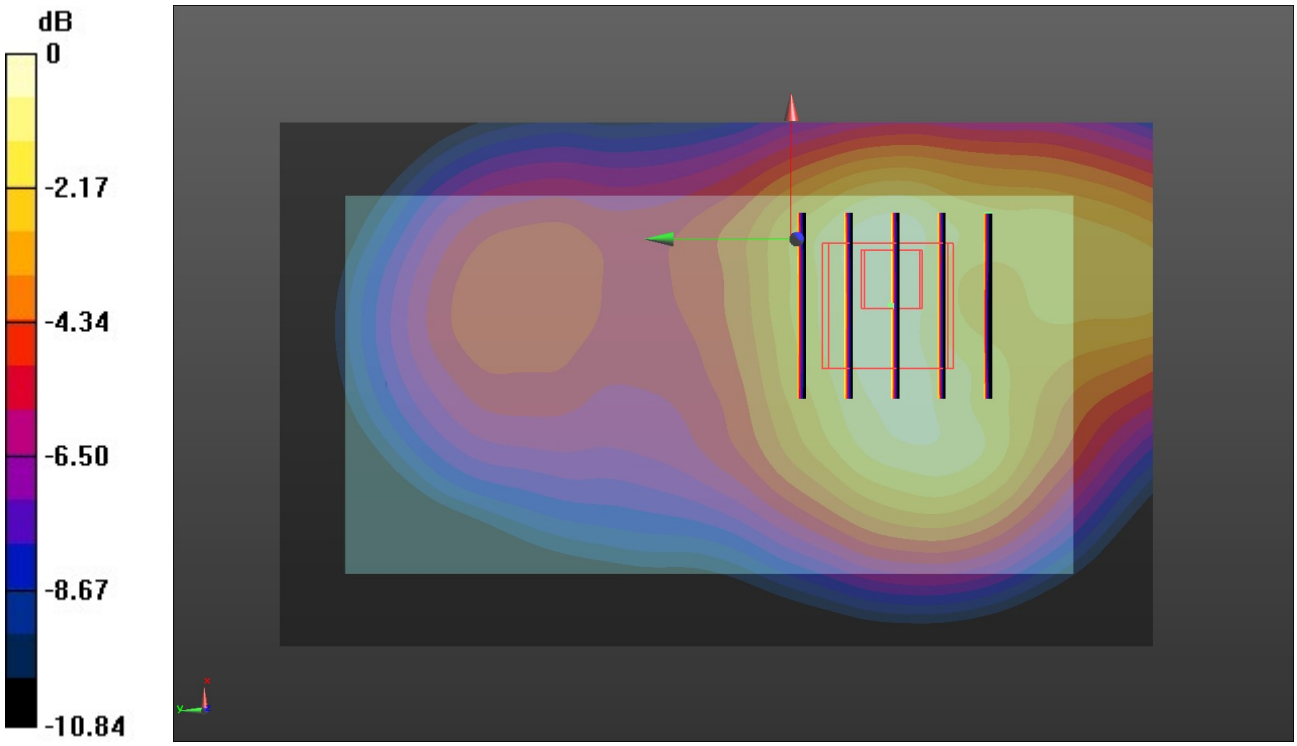

0 dB = 0.584 W/kg = -2.34 dBW/kg

Test Laboratory: Huatongwei International Inspection Co., Ltd.,SAR Lab Date: 7/4/2019

WCDMA Band II-Body

Communication System: UID 0, Generic UMTS (0); Frequency: 1907.6 MHz;Duty Cycle: 1:1
Medium parameters used (interpolated): f = 1907.6 MHz; σ = 1.468 S/m; ε_r = 41.655; ρ = 1000 kg/m^3
Phantom section: Flat Section
Ambient Temperature:22.2°C;Liquid Temperature:22.0°C;

DASY Configuration:

- Probe: EX3DV4 - SN7494; ConvF(8.57, 8.57, 8.57) @ 1907.6 MHz; Calibrated: 3/25/2019
- Sensor-Surface: 1.4mm (Mechanical Surface Detection)
- Electronics: DAE4 Sn1549; Calibrated: 3/19/2019
- Phantom: Twin-SAM V8.0 ; Type: QD 000 P41 AA; Serial: 1974
- DASY52 52.10.2(1495); SEMCAD X 14.6.12(7450)

Rear/CH 9538/Area Scan (71x121x1): Interpolated grid: dx=1.500 mm, dy=1.500 mm

Info: Interpolated medium parameters used for SAR evaluation.
Maximum value of SAR (interpolated) = 0.887 W/kg

Rear/CH 9538/Zoom Scan (5x5x7)/Cube 0: Measurement grid: dx=8mm, dy=8mm, dz=5mm
Reference Value = 12.94 V/m; Power Drift = -0.09 dB
Peak SAR (extrapolated) = 0.992 W/kg
SAR(1 g) = 0.587 W/kg; SAR(10 g) = 0.355 W/kg

Info: Interpolated medium parameters used for SAR evaluation.
Maximum value of SAR (measured) = 0.836 W/kg

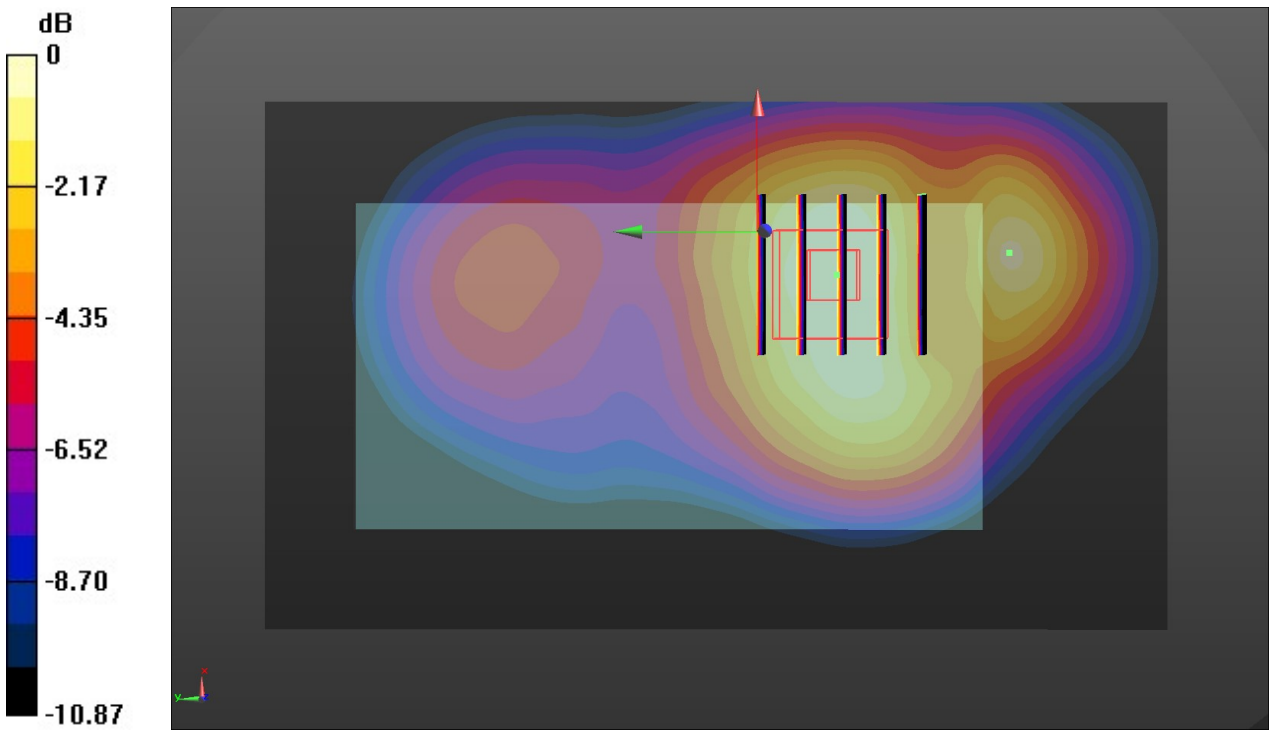

0 dB = 0.836 W/kg = -0.78 dBW/kg

Test Laboratory: Huatongwei International Inspection Co., Ltd.,SAR Lab Date: 7/3/2019

WCDMA Band V-Body

Communication System: UID 0, Generic UMTS (0); Frequency: 836.6 MHz;Duty Cycle: 1:1
Medium parameters used (interpolated): f = 836.6 MHz; σ = 0.903 S/m; ε_r = 42.899; ρ = 1000 kg/m^3
Phantom section: Flat Section
Ambient Temperature:22.1°C;Liquid Temperature:22.8°C;

DASY Configuration:

- Probe: EX3DV4 - SN7494; ConvF(10.41, 10.41, 10.41) @ 836.6 MHz; Calibrated: 3/25/2019
- Sensor-Surface: 1.4mm (Mechanical Surface Detection)
- Electronics: DAE4 Sn1549; Calibrated: 3/19/2019
- Phantom: Twin-SAM V8.0 ; Type: QD 000 P41 AA; Serial: 1974
- DASY52 52.10.2(1495); SEMCAD X 14.6.12(7450)

Rear/CH 4183/Area Scan (71x121x1): Interpolated grid: dx=1.500 mm, dy=1.500 mm
Maximum value of SAR (interpolated) = 0.116 W/kg

Rear/CH 4183/Zoom Scan (6x6x7)/Cube 0: Measurement grid: dx=8mm, dy=8mm, dz=5mm
Reference Value = 10.39 V/m; Power Drift = 0.13 dB
Peak SAR (extrapolated) = 0.171 W/kg
SAR(1 g) = 0.113 W/kg; SAR(10 g) = 0.080 W/kg
Maximum value of SAR (measured) = 0.147 W/kg

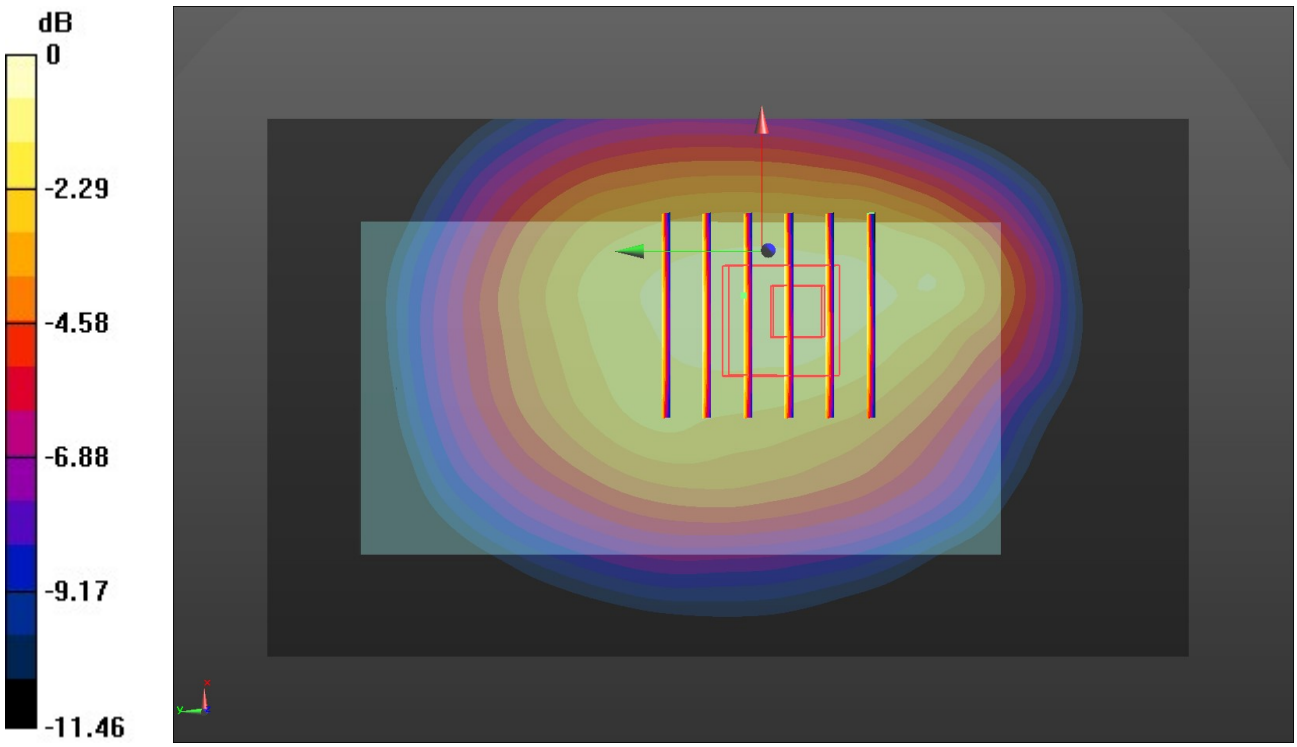

0 dB = 0.147 W/kg = -8.33 dBW/kg

Test Laboratory: Huatongwei International Inspection Co., Ltd.,SAR Lab Date: 7/5/2019

WiFi 2.4G-Body

Communication System: UID 0, Generic WIFI (0); Frequency: 2412 MHz;Duty Cycle: 1:1
Medium parameters used (interpolated): f = 2412 MHz; σ = 1.818 S/m; ε_r = 41.03; ρ = 1000 kg/m^3
Phantom section: Flat Section
Ambient Temperature:21.9°C;Liquid Temperature:21.7°C;

DASY Configuration:

- Probe: EX3DV4 - SN7494; ConvF(7.9, 7.9, 7.9) @ 2412 MHz; Calibrated: 3/25/2019
- Sensor-Surface: 1.4mm (Mechanical Surface Detection)
- Electronics: DAE4 Sn1549; Calibrated: 3/19/2019
- Phantom: Twin-SAM V8.0 ; Type: QD 000 P41 AA; Serial: 1974
- DASY52 52.10.2(1495); SEMCAD X 14.6.12(7450)

Rear/CH 1/Area Scan (71x121x1): Interpolated grid: dx=1.200 mm, dy=1.200 mm

Info: Interpolated medium parameters used for SAR evaluation.
Maximum value of SAR (interpolated) = 0.160 W/kg

Rear/CH 1/Zoom Scan (8x8x7)/Cube 0: Measurement grid: dx=5mm, dy=5mm, dz=5mm
Reference Value = 5.827 V/m; Power Drift = -0.05 dB
Peak SAR (extrapolated) = 0.194 W/kg
SAR(1 g) = 0.090 W/kg; SAR(10 g) = 0.048 W/kg

Info: Interpolated medium parameters used for SAR evaluation.
Maximum value of SAR (measured) = 0.150 W/kg

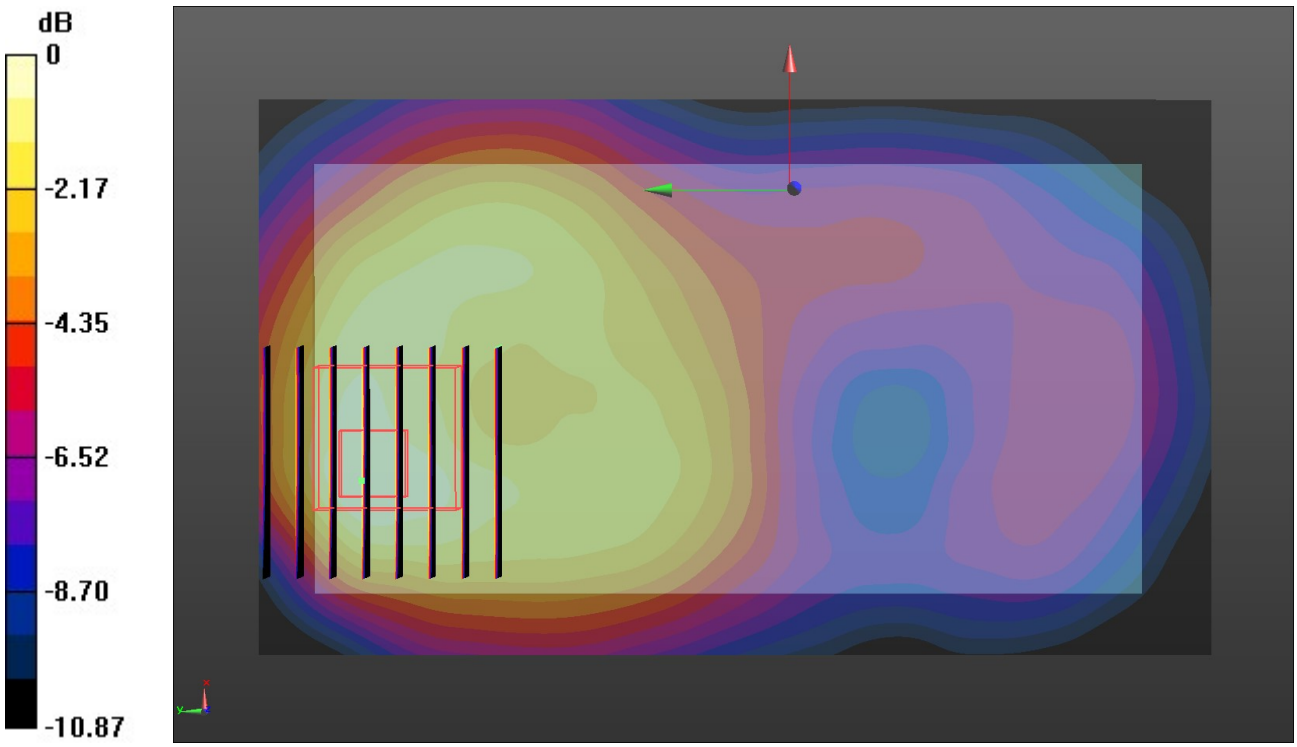

0 dB = 0.150 W/kg = -8.24 dBW/kg