User Manual

Bluetooth USB Dongle

This device complies with part 15 of the FCC Rules. Operation is subject to the following two conditions: (1) This device may not cause harmful interference, and (2) this device must accept any interference received, including interference that may cause undesired operation.

Links your Bluetooth devices

>>Please find out the Bluetooth Dongle & Driver CD from package.

>>Turn on PC and insert Driver CD into CD drive after Windows is ready.

>>Auto-run will be executed automaticlly and start installation.

1

Act 1 Select INSTALL PRODUCTS

2

Act 2 Select XTNDConnect Blue Manager

3

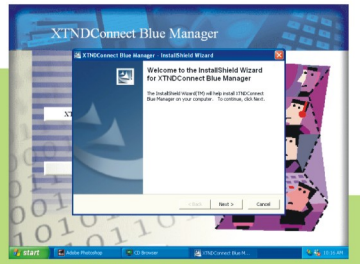

Act 3 Select NEXT and click

4

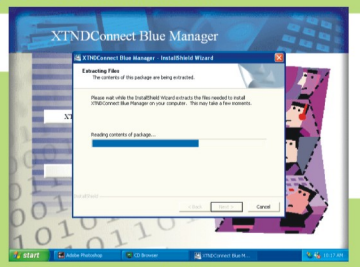

Act 4 Select NEXT and click

5

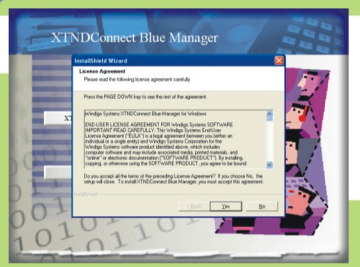

Act 5 Select YES and click

6

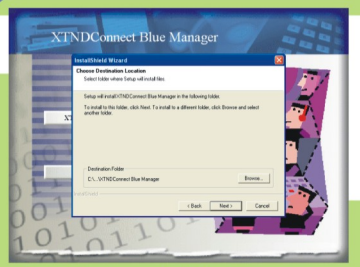

Act 6 Select path and click NEXT

7

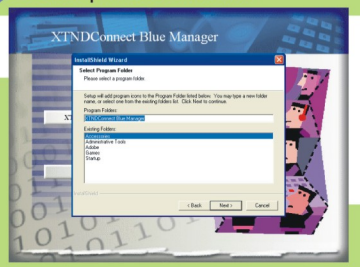

Act 7 Select <DIR> name and click NEXT

8

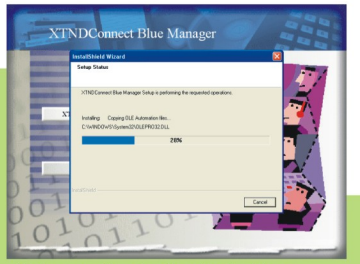

Act 8 Driver starts installation

9

Act 9 Select Continue Anyway (Only in WinXp)

10

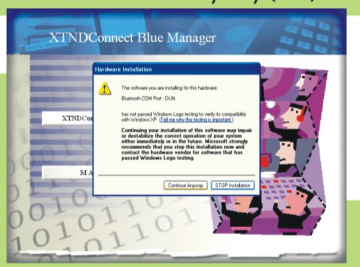

Act 10 Select Continue Anyway (Only in WinXp)

11

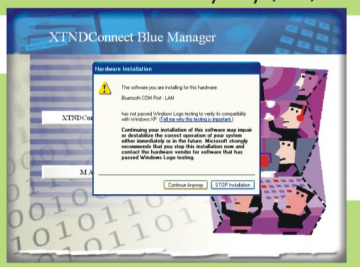

Act 11 Select Continue Anyway (Only in WinXp)

12

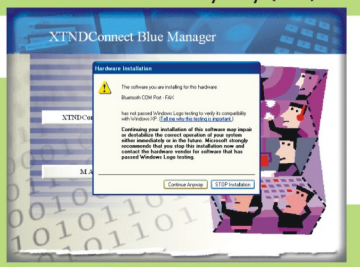

Act 12 Select Continue Anyway (Only in WinXp)

13

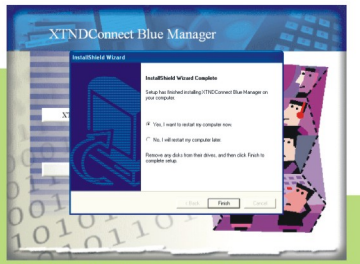

Act 13 Choice Restart system now or not

14

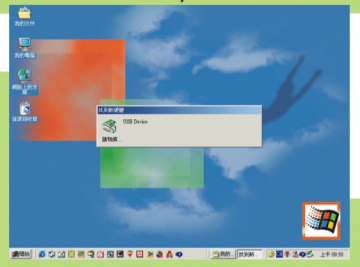

Act 14 After Restart, insert BT Dongle to USB port

15

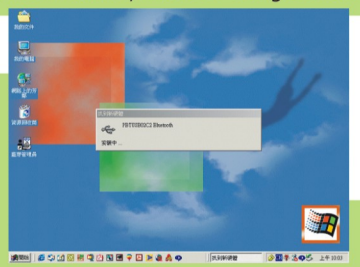

Act 15 Auto-detect Bluetooth Dongle

16

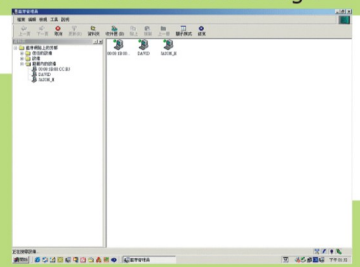

Act 16 Installation complete.

CAUTION: Changes or modifications not expressly approved by the manufacturer responsible for compliance could void the user's authority to operate the equipment

>>Open Bluetooth tool program to search and link devices.

This equipment has been tested and found to comply with the limits of a Class B digital device, pursuant to Part 15 of the FCC Rules. These limits are designed to provide reasonable protection against harmful interference in a residential installation. This equipment generates, uses and can radiate radio frequency energy and, if not installed and used in accordance with the instructions, may cause harmful interference to radio communications. However, there is no guarantee that interference will not occur in a particular installation; if this equipment does cause harmful interference to radio or television reception, which can be determined by turning the equipment off and on, the user is encouraged to try to correct the interference by one or more of the following measures:

1. Reorient / Relocate the receiving antenna.
2. Increase the separation between the equipment and receiver.
3. Connect the equipment into an outlet on a circuit difference from that to which the receiver is connected.
4. Consult the dealer or an experienced radio/TV technician for help.

To comply with the FCC RF exposure compliance requirements, no change to the antenna or the device is permitted. Any change to the antenna or the device could result in the device exceeding the RF exposure requirements and void users authority to operate the device.