INDUSTRY CANADA :

IC : 22090-WS4392

This device complies with Industry Canada’s licence-exempt RSSs. Operation is subject to the following two conditions:

(1) This device may not cause interference; and

(2) This device must accept any interference, including interference that may cause undesired operation of the device.

The device meets the exemption from the routine evaluation limits in section 2.5 of RSS 102 and compliance with RSS-102 RF exposure, users can obtain Canadian information on RF exposure and compliance.

The distance between user and products should be no less than 20cm

la distance entre l'utilisateur et les produits devraient ê tre au moins 20 cm

“Le present appareil est conforme aux CNR d’Industrie Canada applicables aux appareils radio exempts de licence.L’exploitationestautoris é e aux deux conditions suivantes :

(1) l’appareil ne doit pas produire de brouillage, et

(2) l’utilisateur de l’appareildoit accepter tout brouillage radio é lectrique subi, m ê mesi le brouillage est susceptible d’encompromettre le fonctionnement.

FCC STATEMENTS:

The users manual or instruction manual for an intentional or unintentional radiator shall caution the user that changes or modifications not expressly approved by the party responsible for compliance could void the user’s authority to operate the equipment. In cases where the manual is provided only in a form other than paper.The equipment complies with FCC RF exposure limits set forth for an uncontrolled environment. The equipment must not be co-located or operating in conjunction with any other antenna or transmitter. This equipment has been tested and found to comply with the limits for a Class B digital device, pursuant to part 15 of the FCC Rules. These limits are designed to provide reasonable protection against harmful interference in a residential installation.

NOTE: This equipment has been tested and found to comply with the limits for a Class B digital device, pursuant to part 15 of the FCC Rules. These limits are designed to provide reasonable protection against harmful interference in a residential installation. This equipment generates, uses and can radiate radio frequency energy and, if not installed and used in accordance with the instructions, may cause harmful interference to radio communications. However, there is no guarantee that interference will not occur in a particular installation. If this equipment does cause harmful interference to radio or television reception, which can be determined by turning the equipment off and on, the user is encouraged to try to correct the interference by one or more of the following measures:

—Reorient or relocate the receiving antenna.

—Increase the separation between the equipment and receiver.

—Connect the equipment into an outlet on a circuit different from that to which the receiver is connected.

—Consult the dealer or an experienced radio/TV technician for help.

FCC ID: QT4-WS4392

This device complies with part 15 of the FCC Rules. Operation is subject to the following two conditions:

(1) This device may not cause harmful interference, and

(2) this device must accept any interference received, including interference that may cause undesired operation.

The distance between user and products should be no less than 20cm

Installation Instructions for Portable SmartHub :

! Please be sure to switch on the power before executing your commands.

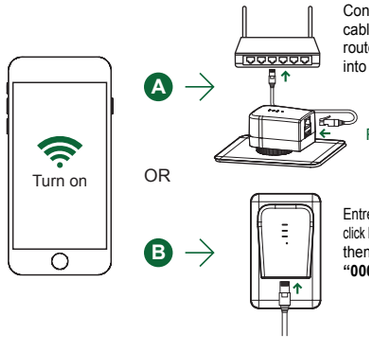

Connect a cable from the cable port on the modem router and plug SmartHub into an electrical outlet.

RG45 : 10/100Mbps

Entre to WiFi setting interface, click PLUGO or Smartbears network , then input password **“0000000000”**.

Using the SmartHub USB charger :

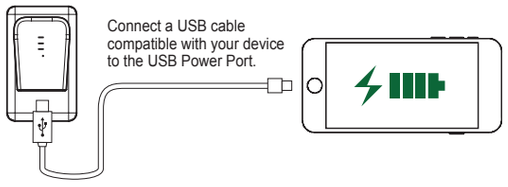

Connect a USB cable compatible with your device to the USB Power Port.

型 號：	經銷商蓋章：
姓 名：	
電 話：	
地 址：	
購買日期： 年 月 日	

保固內容：

- 保證期限以購買證明之購買日期起非人為損壞18個月包修包換，退換貨需要有完整配件及包裝(貨品退回運費由買方支付)，服務時請出示購買證明正本，未附者恕不提供服務。
- 本保固卡各欄需詳填始有效力，凡購買日期塗改或模糊不清與產品實物不符則無效。
- 保固卡請妥善保管，遺失恕不補發，無保固卡之服務需另計價收費。
- 如需維修服務，請將故障品送至本公司或由原購店轉送。
- 在下列狀況下，雖在有效保固期內，恕無法提供免費服務。

1. 保固品因天災地變、蟲 / 鼠害、雷擊等無可抗力因素所造成之損壞。
2. 保固品不當使用或保管不良而致損壞。
3. 保固品因使用非原廠連接設備以致引起之故障。
4. 保固品曾經自行或由他人做任何之改裝拆修。

型 号：	经销商盖章：
姓 名：	
电 话：	
地 址：	
购买日期： 年 月 日	

保固內容：

- 保证期限以购买证明之购买日期起非人为损坏18个月包修包换，退换货需要有完整配件及包装(货品退回运费由买方支付)，服务时请出示购买证明正本，未附者恕不提供服务。
- 本保固卡各栏需详填始有效力，凡购买日期涂改或模糊不清与产品实物不符则无效。
- 保固卡请妥善保管，遗失恕不补发，无保固卡之服务需另计价收费。
- 如需维修服务，请将故障品送至本公司或由原购店转送。
- 在下列状况下，虽在有效保固期内，恕无法提供免费服务。

1. 保固品因天灾地变、虫 / 鼠害、雷击等无可抗力因素所造成之损坏。
2. 保固品不当使用或保管不良而致损坏。
3. 保固品因使用非原厂连接设备以致引起之故障。
4. 保固品曾经自行或由他人做任何之改装拆修。

Smartbears™

Brilliant your home

PORTABLE SmartHub

產品均有投保 500 萬美金產品責任險

USD 500 Million Product Liability Insurance

USER MANUAL AND WARRANTY

使用手冊 / 保證卡

使用手册 / 保证卡

P / N : WS-439-2

SmartHub 使用方式 :

! 請確認產品是在電源開啟的狀態下，如電源未開啟產品將無法動作

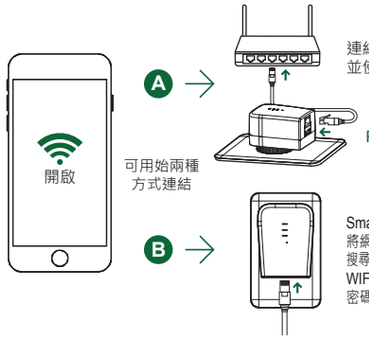

連結現有 WIFI 路由器
並使用家中 WIFI 基地台

RG45 : 10/100Mbps

SmartHub 插上插座
將網路線插上 RJ45 插口
搜尋並連接 PLUGO或Smartbears
WIFI 基地台
密碼：0000000000 (十個零)

如何使用 SmartHub 充電 :

將 USB 傳輸線插上 SmartHub USB 插槽
並連接手機 / 平板電腦進行充電

SmartHub 使用方式 :

! 请确认产品是在电源开启的状态下，如电源未开启产品将无法动作

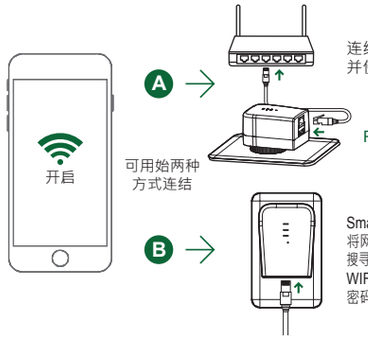

连结现有 WIFI 路由器
并使用家中 WIFI 基地台

RG45 : 10/100Mbps

SmartHub 插上插座
将网络线插上 RJ45 插口
搜寻并连接 PLUGO或Smartbears
WIFI 基地台
密码：0000000000 (十个零)

如何使用 SmartHub 充电 :

将 USB 传输线插上 SmartHub USB 插槽
并连接手机 / 平板计算机进行充电

SmartHub Network Settings / 網路設定 / 网络设定 :

IP Address：192.168.16.254

User Name：admin

Password：admin

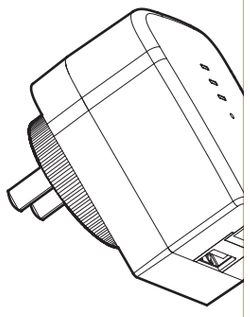

Scan the QR Code to download user manual

請掃描 QR Code 下載使用說明
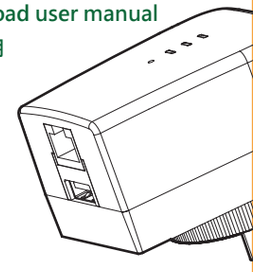
请扫描二维码下载使用说明