Application for FCC Certificate
On Behalf of
Everlite Electric Industries Corp.

Energy Saving Lamp
Model No.: CFLE 13 TA/L/827/840/865
CFLE 15 TA/L/827/840/865
CFLE 18 TA/L/827/840/865
CFLE 13 B/L/827/840/865
CFLE 15 B/L/827/840/865
CFLE 13 G/L/827/840/865
CFLE 15 G/L/827/840/865

FCC ID :QTUTA1318

Prepared for	:	Everlite Electric Industries Corp.
Address	:	200. Kuang-Fu Rd., Section 2 Hsinchu, Taiwan
Prepared by	:	SHENZHEN EMTEK CO., LTD.
Address	:	Bldg 69, Majialong, Taipinyang Industry Zone, Nanshan District, Shenzen, Guangdong, China
		Tel: (0755) 26952508
		Fax: (0755) 26954282

Report Number	:	AT03044
Date of Test	:	Feb 26~28, 2003
Date of Report	:	Feb 28, 2003

TABLE OF CONTENTS

Description Page

1. GENERAL INFORMATION 4
1.1. Description of Device (EUT) 4
1.2. Test Facility 4
1.3. Measurement Uncertainty 5
2. POWER LINE CONDUCTED MEASUREMENT 6
2.1. Test Equipment 6
2.2. Block Diagram of Test Setup 6
2.3. Power Line Conducted Emission Measurement Limits 6
2.4. Configuration of EUT on Measurement 7
2.5. Operating Condition of EUT 7
2.6. Test Procedure 7
2.7. Power Line Conducted Emission Measurement Results 8
2.8. Plot of Conducted Emissions Test Data 15
3. RADIATED EMISSION MEASUREMENT 16
3.1. Test Equipment 16
3.2. Block Diagram of Test Setup 17
3.3. Radiated Emission Limit 17
3.4. EUT Configuration on Measurement 18
3.5. Operating Condition of EUT 18
3.6. Test Procedure 18
3.7. Radiated Emission Noise Measurement Result 19
APPENDIX A –PLOT OF CONDUCTED EMISSIONS TEST DATA 26

Everlite Electric Industries Corp. *FCC ID:QTUTA1318* *Page 3 of 24*

TEST REPORT FOR FCC CERTIFICATE

Applicant : Everlite Electric Industries Corp

Manufacturer : Everlite (H.K) CO.

EUT : Energy Saving Lamp

(A)MODEL NO. : CFLE 13 TA/L/827/840/865
CFLE 15 TA/L/827/840/865
CFLE 18 TA/L/827/840/865
CFLE 13 B/L/827/840/865
CFLE 15 B/L/827/840/865
CFLE 13 G/L/827/840/865
CFLE 15 G/L/827/840/865

(B) SERIAL NO. : N/A

(C) POWER SUPPLY: AC 120V/60Hz

Measurement Procedure Used:

FCC Rules and Regulations Part 18 Consumer Devices (2001) and MP-5/1986

The device described above is tested by SHENZHEN EMTEK CO., LTD. to determine the maximum emission levels emanating from the device. The maximum emission levels are compared to the FCC Part 18 RF Lighting Device limits both radiated and conducted emissions. The measurement results are contained in this test report and SHENZHEN EMTEK CO., LTD. is assumed full responsibility for the accuracy and completeness of these measurements. Also, this report shows that the Equipment Under Test (EUT) is to be technically compliant with the FCC official limits.

This report applies to above tested sample only. This report shall not be reproduced in part without written approval of SHENZHEN EMTEK CO., LTD.

Date of Test : Feb 26~28, 2003

Prepared by : _____
(Engineer)

Reviewer : _____
(Project Manager)

Approved & Authorized Signer : _____
(Assistant Manager)

SHENZHEN EMTEK CO., LTD. APPROVED EMC

1. GENERAL INFORMATION

1.1. Description of Device (EUT)

EUT	:	Energy Saving Lamp
Model Number	:	CFLE 13 TA/L/827/840/865 CFLE 15 TA/L/827/840/865 CFLE 18 TA/L/827/840/865 CFLE 13 B/L/827/840/865 CFLE 15 B/L/827/840/865 CFLE 13 G/L/827/840/865 CFLE 15 G/L/827/840/865 (Note: All samples have been tested, the test results were reported.)
Applicant	:	Everlite Electric Industries Corp.
Address	:	200. Kuang-Fu Rd., Section 2 Hsinchu, Taiwan
Manufacturer	:	Everlite (H.K) CO.
Address	:	Sichun Administrative Dist, Tangxia Town, Dongguan, Guangdong, China.
Date of Test	:	Feb 26~28,2003

1.2. Test Facility

Site Description

EMC Lab.	:	Accredited by FCC, December 09,2002 The Certificate Registration Number. is 709623.
Name of Firm	:	SHENZHEN EMTEK CO., LTD
Site Location	:	Bldg 69, Majialong, Taipinyang Industry Zone, Nanshan District, Shenzen, Guangdong, China

1.3. Measurement Uncertainty

Radiation Uncertainty	:	Ur =	¡	Ó4.26dB
Conduction Uncertainty	:	Uc =	¡	Ó2.66dB

2. POWER LINE CONDUCTED MEASUREMENT

2.1. Test Equipment

The following test equipments are used during the power line conducted measurement:

Item	Equipment	Manufacturer	Model No.	Serial No.	Last Cal.	Cal. Interval
1.	Test Receiver	Rohde & Schwarz	ESCS30	828985/018	Jun 01, 2002	1 Year
2.	L.I.S.N	Rohde & Schwarz	ESH2-Z5	834549/005	Jun 01, 2002	1 Year
3.	50 Coaxial Switch	Anritsu	MP59B	M20531	N/A	N/A
4.	Pulse Limiter	Rohde & Schwarz	ESH3-Z2	100006	Jun 01, 2002	1 Year
5.	Voltage Probe	Rohde & Schwarz	TK9416	N/A	Jun 01, 2002	1 Year

2.2. Block Diagram of Test Setup

2.2.1. Block diagram of connection between the EUT and simulators

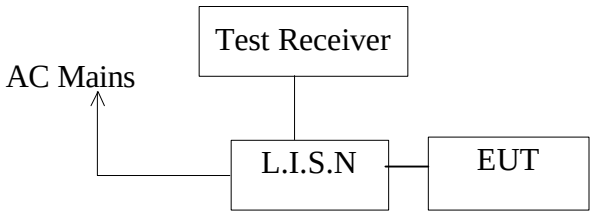

(EUT: Energy Saving Lamp)

2.3. Power Line Conducted Emission Measurement Limits

Frequency MHz	Maximum RF Line Voltage	
	μV	dB(μV)
0.45 ~ 2.51	250	48
2.51~3.00	3000	69.5
3.00~30.00	250	48

Remarks: RF Line Voltage (dB(μV)) = 20 log RF Line Voltage (μV)

2.4. Configuration of EUT on Measurement

The following equipments are installed on Power Line Conducted Emission Measurement to meet the commission requirement and operating regulations in a manner which tends to maximize its emission characteristics in a normal application.

2.4.1. Energy Saving Lamp

EUT	:	Energy Saving Lamp
Model Number	:	CFLE 13 TA/L/827/840/865
		CFLE 15 TA/L/827/840/865
		CFLE 18 TA/L/827/840/865
		CFLE 13 B/L/827/840/865
		CFLE 15 B/L/827/840/865
		CFLE 13 G/L/827/840/865
		CFLE 15 G/L/827/840/865
Manufacture	:	Everlite (H.K) CO.

2.5. Operating Condition of EUT

2.5.1. Setup the EUT and simulator as shown as Section 2.2.
2.5.2. Turn on the power of all equipment.
2.5.3. Let the EUT work in test mode (On) and measure it.

2.6. Test Procedure

The EUT system is connected to the power mains through a line impedance stabilization network (L.I.S.N.). This provides a 50ohm coupling impedance for the EUT system. Please refer the block diagram of the test setup and photographs. Both sides of AC line are checked to find out the maximum conducted emission. In order to find the maximum emission levels, the relative positions of equipment and all of the interface cables shall be changed according to MP-5 during conducted emission test.

The bandwidth of test receiver (R & S ESCS30) is set at 9KHz.
The frequency range from 450KHz to 30MHz is checked.

The test result are reported on Section 2.7.

2.7. Power Line Conducted Emission Measurement Results

PASS.

The frequency range from 450KHz to 30 MHz is investigated.

Date of Test ¡ G	Feb 26,2003	Temperature ¡ G	22 ¢ J
EUT ¡ G	Energy Saving Lamp	Humidity ¡ G	50 ¢ H
Model No. ¡ G	CFLE 13 TA/L/827/840/865	Test Mode ¡ G	On
Test Engineer ¡ G	LAKE		

Test Line	Frequency MHz	Emission Level dB(µV)	Limits dB(µV)	Margin dB(µV)
Va	0.450	37.60	48.00	10.40
	0.495	36.60	48.00	11.40
	0.605	34.50	48.00	13.50
Vb	**0.450**	**38.10**	**48.00**	**9.90**
	0.470	37.40	48.00	10.60
	0.505	35.90	48.00	12.10

Remark1: All reading are Quasi-Peak Values.
Remark2: The worst emission is detected at 0.450MHz with corrected signal level of 38.10dBµV (limit is 48.00dB(µV)), When the Vb of the EUT is connected to LISN.

Reviewer: Martin Lu

Date of Test ¡ G	Feb 26,2003	Temperature ¡ G	22 ¢ J
EUT ¡ G	Energy Saving Lamp	Humidity ¡ G	50 ¢ H
Model No. ¡ G	CFLE 15 TA/L/827/840/865	Test Mode ¡ G	On
Test Engineer ¡ G	LAKE		

Test Line	Frequency MHz	Emission Level dB(μV)	Limits dB(μV)	Margin dB(μV)
Va	0.450	37.40	48.00	10.60
	0.485	35.40	48.00	12.60
	1.545	38.20	48.00	9.80
	1.620	36.20	48.00	11.40
Vb	**0.450**	**38.50**	**48.00**	**9.50**
	0.475	36.70	48.00	11.30
	0.495	36.40	48.00	11.60
	0.545	37.30	48.00	10.70

Remark1: All reading are Quasi-Peak Values.
Remark2: The worst emission is detected at 0.450MHz with corrected signal level of 38.50dBμV (limit is 48.00dB(μV)), When the Vb of the EUT is connected to LISN.

Reviewer: Martin Lu

Date of Test ¡ G	Feb 26,2003	Temperature ¡ G	22 ¢ J
EUT ¡ G	Energy Saving Lamp	Humidity ¡ G	50 ¢ H
Model No. ¡ G	CFLE 18 TA/L/827/840/865	Test Mode ¡ G	On
Test Engineer ¡ G	LAKE		

Test Line	Frequency MHz	Emission Level dB(μV)	Limits dB(μV)	Margin dB(μV)
Va	**0.460**	**39.30**	**48.00**	**9.70**
	0.540	32.80	48.00	15.20
	0.555	34.50	48.00	13.50
	0.680	33.10	48.00	14.90
Vb	0.450	37.00	48.00	11.00
	0.460	37.90	48.00	10.10
	0.555	34.80	48.00	13.20

Remark1: All reading are Quasi-Peak Values.
Remark2: The worst emission is detected at 0.460MHz with corrected signal level of 39.30dBμV (limit is 48.00dB(μV)), When the Va of the EUT is connected to LISN.

Reviewer: Martin Lu

Date of Test ¡ G	Feb 26,2003	Temperature ¡ G	22 ¢ J
EUT ¡ G	Energy Saving Lamp	Humidity ¡ G	50 ¢ H
Model No. ¡ G	CFLE 13 B/L/827/840/865	Test Mode ¡ G	On
Test Engineer ¡ G	LAKE		

Test Line	Frequency MHz	Emission Level dB(μV)	Limits dB(μV)	Margin dB(μV)
Va	**0.450**	**40.30**	**48.00**	**7.70**
	0.475	39.20	48.00	8.80
	0.570	33.40	48.00	14.60
Vb	0.450	40.10	48.00	7.90
	0.475	39.00	48.00	9.00
	0.530	36.20	48.00	11.80
	0.565	35.60	48.00	12.40

Remark1: All reading are Quasi-Peak Values.
Remark2: The worst emission is detected at 0.450MHz with corrected signal level of 40.30dBμV (limit is 48.00dB(μV)), When the Va of the EUT is connected to LISN.

Reviewer: Martin Lu

Date of Test ¡ G	Feb 26,2003	Temperature ¡ G	22 ¢ J
EUT ¡ G	Energy Saving Lamp	Humidity ¡ G	50 ¢ H
Model No. ¡ G	CFLE 15 B/L/827/840/865	Test Mode ¡ G	On
Test Engineer ¡ G	LAKE		

Test Line	Frequency MHz	Emission Level dB(μV)	Limits dB(μV)	Margin dB(μV)
Va	**0.450**	**37.30**	**48.00**	**10.70**
	0.480	35.10	48.00	12.90
Vb	0.450	36.80	48.00	11.20
	0.465	37.00	48.00	11.00

Remark1: All reading are Quasi-Peak Values.
Remark2: The worst emission is detected at 0.450MHz with corrected signal level of 37.30dBμV (limit is 48.00dB(μV)), When the Va of the EUT is connected to LISN.

Reviewer: Martin Lu

Date of Test ¡ G	Feb 26,2003	Temperature ¡ G	22 ¢ J
EUT ¡ G	Energy Saving Lamp	Humidity ¡ G	50 ¢ H
Model No. ¡ G	CFLE 13 G/L/827/840/865	Test Mode ¡ G	On
Test Engineer ¡ G	LAKE		

Test Line	Frequency MHz	Emission Level dB(μV)	Limits dB(μV)	Margin dB(μV)
Va	**0.450**	**39.30**	**48.00**	**8.70**
	0.470	38.40	48.00	9.60
	0.515	36.30	48.00	11.70
Vb	0.450	38.60	48.00	9.40
	0.460	38.10	48.00	9.90
	0.505	35.60	48.00	12.40

Remark1: All reading are Quasi-Peak Values.
Remark2: The worst emission is detected at 0.450MHz with corrected signal level of 39.30dBμV (limit is 48.00dB(μV)), When the Va of the EUT is connected to LISN.

Reviewer: Martin Lu

Date of Test ¡ G	Feb 26,2003	Temperature ¡ G	22 ¢ J
EUT ¡ G	Energy Saving Lamp	Humidity ¡ G	50 ¢ H
Model No. ¡ G	CFLE 15 G/L/827/840/865	Test Mode ¡ G	On
Test Engineer ¡ G	LAKE		

Test Line	Frequency MHz	Emission Level dB(μV)	Limits dB(μV)	Margin dB(μV)
Va	0.450	35.80	48.00	12.20
	0.475	34.20	48.00	13.80
	0.615	34.30	48.00	13.70
Vb	**0.450**	**36.30**	**48.00**	**11.70**
	0.470	35.70	48.00	12.30
	0.615	33.50	48.00	14.50

Remark1: All reading are Quasi-Peak Values.
Remark2: The worst emission is detected at 0.450MHz with corrected signal level of 36.30dBμV (limit is 48.00dB(μV)), When the Vb of the EUT is connected to LISN.

Reviewer: Martin Lu

2.8. Plot of Conducted Emissions Test Data

Please refer to the Appendix A.

3. RADIATED EMISSION MEASUREMENT

3.1. Test Equipment

The following test equipments are used during the radiated emission measurement:

3.1.1. For Anechoic Chamber

Item	Equipment	Manufacturer	Model No.	Serial No.	Last Cal.	Cal. Interval
1.	Spectrum Analyzer	ANRITSU	MS2661C	6200140915	Jun 01, 2002	1 Year
2.	Test Receiver	Rohde & Schwarz	ESCS30	828985/018	Jun 01, 2002	1 Year
3.	Bilog Antenna	Schwarzbeck	VULB9163	142	Jun 01, 2002	1 Year
4.	50 Coaxial Switch	Anritsu Corp	MP59B	6100237248	Jun 01, 2002	1 Year
5.	EMI Power Line Filter	DUOJI EME	FNF 201 B16	N/A	Jun 01, 2002	1 Year
6.	EMI Power Line Filter	JIANLI	DL-40C	N/A	Jun 01, 2002	1 Year
7.	Cable	Schwarzbeck	AK9513	ACRX1	Jun 01, 2002	1 Year
8.	Cable	Rosenberger	N/A	FP2RX2	Jun 01, 2002	1 Year
9.	Cable	Schwarzbeck	AK9513	CRPX1	Jun 01, 2002	1 Year
10.	Cable	Schwarzbeck	AK9513	CRRX2	Jun 01, 2002	1 Year

3.2. Block Diagram of Test Setup

3.2.1. Block diagram of the EUT

AC Mains

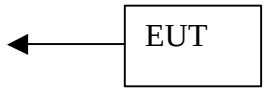

(EUT: ENERGY SAVING LAMP)

3.2.2. Anechoic Chamber Test Setup Diagram

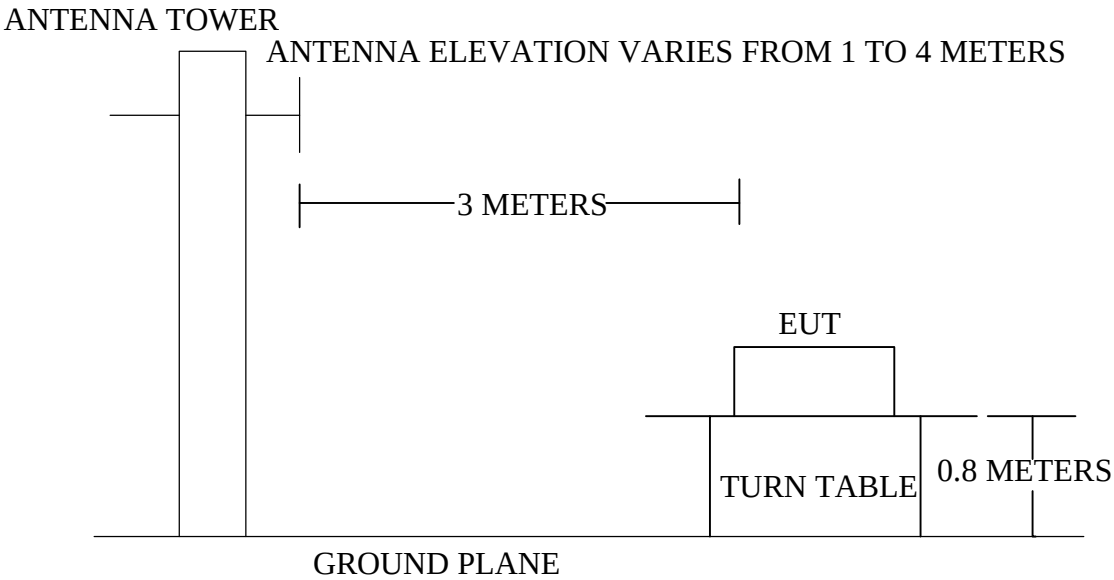

3.3. Radiated Emission Limit

FREQUENCY MHz	DISTANCE Meters	FIELD STRENGTHS LIMIT	
		μV/m	dB(μV)/m
30 ~ 88	3	100	40.0
88 ~ 216	3	150	43.5
216 ~ 1000	3	200	46.0

Remark ¡ (1) Emission level (dB)μV = 20 log Emission level μV/m
(2) The smaller limit shall apply at the cross point between two frequency bands.
(3) Distance is the distance in meters between the measuring instrument, antenna and the closest point of any part of the device or system.

3.4. EUT Configuration on Measurement

The following equipment are installed on Radiated Emission Measurement to meet the commission requirements and operating regulations in a manner which tends to maximize its emission characteristics in normal application.

3.4.1. Energy Saving Lamp(EUT)

Model Number: CFLE 13 TA/L/827/840/865
CFLE 15 TA/L/827/840/865
CFLE 18 TA/L/827/840/865
CFLE 13 B/L/827/840/865
CFLE 15 B/L/827/840/865
CFLE 13 G/L/827/840/865
CFLE 15 G/L/827/840/865
Serial Number : N/A

3.5. Operating Condition of EUT

1. Setup the EUT as shown in Section 3.2.
2. Let the the EUT work in test mode (On) and measure it.

3.6. Test Procedure

EUT and its simulators are placed on a turn table, which is 0.8 meter high above ground. The turn table can rotate 360 degrees to determine the position of the maximum emission level. EUT is set 3.0 meters away from the receiving antenna, which is mounted on a antenna tower. The antenna can be moved up and down between 1.0 meter and 4 meters to find out the maximum emission level. Broadband antenna (calibrated bilog antenna) is used as receiving antenna. Both horizontal and vertical polarization of the antenna are set on measurement. In order to find the maximum emission levels, all of the interface cables must be manipulated according to MP-5 during radiated emission test. The bandwidth of the EMI test receiver (R&S ESCS30) is set at 120KHz.

The frequency range from 30MHz to 1000MHz is checked.

The test mode (On) is tested in chamber

3.7. Radiated Emission Noise Measurement Result

PASS.
The frequency range from 30MHz to 1000MHz is investigated.

Date of Test :	Feb 28, 2003	Temperature :	22 ¢ J
EUT :	Energy Saving Lamp	Humidity :	50 ¢ H
Model No. :	CFLE 13 TA/L/827/840/865	Test Engineer :	Lake
Test Mode :	on		

Polarization	Frequency MHz	Emission Level dBμV/m	Limits dBμV/m	Margin dBμV/m
Horizontal	**40.670**	**19.14**	**40.00**	**20.86**
	63.950	16.44	40.00	23.56
	88.200	18.23	43.50	25.27
	124.090	16.10	43.50	27.40
Vertical	38.730	13.51	40.00	26.49
	73.650	**16.03**	**40.00**	**23.97**
	100.810	18.94	43.50	24.56
	111.480	17.46	43.50	26.04

Remark: 1. All readings are Quasi-Peak values.
2. The worst emission at horizontal polarization was detected at 40.670MHz with corrected signal level of 19.14dBμV/m (limit is 40.00 dBμV/m).
3. The worst emission at vertical polarization was detected at 73.650MHz with corrected signal level of 16.03dBμV/m (limit is 40.00 dBμV/m).

Reviewer : Martin Lu

Date of Test :	Feb 28, 2003	Temperature :	22 ¢ J
EUT :	Energy Saving Lamp	Humidity :	50 ¢ H
Model No. :	CFLE 15 TA/L/827/840/865	Test Engineer :	Lake
Test Mode :	on		

Polarization	Frequency MHz	Emission Level dBμV/m	Limits dBμV/m	Margin dBμV/m
Horizontal	**42.610**	**18.96**	**40.00**	**21.04**
	67.830	16.27	40.00	23.73
	94.990	18.31	43.50	25.19
	113.420	16.38	43.50	27.12
Vertical	35.820	14.23	40.00	25.77
	69.770	**15.56**	**40.00**	**24.44**
	100.810	18.55	43.50	24.95
	113.420	17.86	43.50	25.64

Remark: 1. All readings are Quasi-Peak values.
2. The worst emission at horizontal polarization was detected at 42.610MHz with corrected signal level of 18.96dBμV/m (limit is 40.00 dBμV/m).
3. The worst emission at vertical polarization was detected at 69.770MHz with corrected signal level of 15.56dBμV/m (limit is 40.00 dBμV/m).

Reviewer : Martin Lu

Date of Test :	Feb 28, 2003	Temperature :	22 ¢ J
EUT :	Energy Saving Lamp	Humidity :	50 ¢ H
Model No. :	CFLE 18 TA/L/827/840/865	Test Engineer :	Lake
Test Mode :	on		

Polarization	Frequency MHz	Emission Level dBμV/m	Limits dBμV/m	Margin dBμV/m
Horizontal	**40.670**	**17.68**	**40.00**	**22.32**
	55.220	17.22	40.00	22.78
	100.810	18.94	43.50	24.56
	122.150	16.52	43.50	26.98
Vertical	38.730	12.21	40.00	27.79
	76.560	**14.35**	**40.00**	**25.65**
	103.720	17.19	43.50	26.31

Remark: 1. All readings are Quasi-Peak values.
2. The worst emission at horizontal polarization was detected at 40.670MHz with corrected signal level of 17.68dBμV/m (limit is 40.00 dBμV/m).
3. The worst emission at vertical polarization was detected at 76.560MHz with corrected signal level of 14.35dBμV/m (limit is 40.00 dBμV/m).

Reviewer : Martin Lu

Date of Test :	Feb 28, 2003	Temperature :	22 ¢ J
EUT :	Energy Saving Lamp	Humidity :	50 ¢ H
Model No. :	CFLE 13 B/L/827/840/865	Test Engineer :	Lake
Test Mode :	on		

Polarization	Frequency MHz	Emission Level dBμV/m	Limits dBμV/m	Margin dBμV/m
Horizontal	**40.670**	**18.99**	**40.00**	**21.01**
	94.990	16.16	43.50	27.34
	109.540	16.22	43.50	27.28
Vertical	**35.820**	**17.99**	**40.00**	**22.01**
	91.110	17.29	43.50	26.21
	105.660	17.40	43.50	26.10

Remark: 1. All readings are Quasi-Peak values.
2. The worst emission at horizontal polarization was detected at 40.670MHz with corrected signal level of 18.99dBμV/m (limit is 40.00 dBμV/m).
3. The worst emission at vertical polarization was detected at 35.820MHz with corrected signal level of 17.99dBμV/m (limit is 40.00 dBμV/m).

Reviewer : Martin Lu

Date of Test :	Feb 28, 2003	Temperature :	22 ¢ J
EUT :	Energy Saving Lamp	Humidity :	50 ¢ H
Model No. :	CFLE 15 B/L/827/840/865	Test Engineer :	Lake
Test Mode :	on		

Polarization	Frequency MHz	Emission Level dBμV/m	Limits dBμV/m	Margin dBμV/m
Horizontal	**35.820**	**18.99**	**40.00**	**21.01**
	91.110	17.31	43.50	26.19
	96.930	19.23	43.50	24.27
Vertical	**38.730**	**18.80**	**40.00**	**21.20**
	91.110	17.58	43.50	25.92
	103.720	19.36	43.50	24.14
	118.270	15.91	43.50	27.59

Remark: 1. All readings are Quasi-Peak values.
2. The worst emission at horizontal polarization was detected at 35.820MHz with corrected signal level of 18.99dBμV/m (limit is 40.00 dBμV/m).
3. The worst emission at vertical polarization was detected at 38.730MHz with corrected signal level of 18.80dBμV/m (limit is 40.00 dBμV/m).

Reviewer : Martin Lu

Date of Test :	Feb 28, 2003	Temperature :	22 ¢ J
EUT :	Energy Saving Lamp	Humidity :	50 ¢ H
Model No. :	CFLE 13 G/L/827/840/865	Test Engineer :	Lake
Test Mode :	on		

Polarization	Frequency MHz	Emission Level dBμV/m	Limits dBμV/m	Margin dBμV/m
Horizontal	**38.730**	**17.15**	**40.00**	**22.85**
	96.930	16.64	43.50	26.86
	107.600	15.48	43.50	28.02
Vertical	**38.730**	**16.12**	**40.00**	**23.88**
	93.050	17.90	43.50	25.60
	105.660	18.11	43.50	25.39
	116.330	16.50	43.50	27.00

Remark: 1. All readings are Quasi-Peak values.
2. The worst emission at horizontal polarization was detected at 38.730MHz with corrected signal level of 17.15dBμV/m (limit is 40.00 dBμV/m).
3. The worst emission at vertical polarization was detected at 38.730MHz with corrected signal level of 16.12dBμV/m (limit is 40.00 dBμV/m).

Reviewer : Martin Lu

Date of Test :	Feb 28, 2003	Temperature :	22 ¢ J
EUT :	Energy Saving Lamp	Humidity :	50 ¢ H
Model No. :	CFLE 15 G/L/827/840/865	Test Engineer :	Lake
Test Mode :	on		

Polarization	Frequency MHz	Emission Level dBμV/m	Limits dBμV/m	Margin dBμV/m
Horizontal	**42.610**	**16.90**	**40.00**	**23.10**
	91.110	16.58	43.50	26.92
	103.720	17.53	43.50	25.97
Vertical	**33.880**	**16.31**	**40.00**	**23.69**
	91.110	17.42	43.50	26.08
	107.600	17.30	43.50	26.20

Remark: 1. All readings are Quasi-Peak values.
2. The worst emission at horizontal polarization was detected at 42.610MHz with corrected signal level of 16.90dBμV/m (limit is 40.00 dBμV/m).
3. The worst emission at vertical polarization was detected at 33.880MHz with corrected signal level of 16.31dBμV/m (limit is 40.00 dBμV/m).

Reviewer : Martin Lu

APPENDIX A –PLOT OF CONDUCTED EMISSIONS TEST DATA

CONDUCTION EMISSION STANDARD FCC PART18

EUT: Energy Saving Lamp
Manuf: Everlite
Op Cond: On
Operator: Lake
Test Spec: Va 120V/60Hz
Comment: Tem22 Humi50%
M/N:CFLE 13 TA/L/827/840/865
Date: 26. Feb 03 09:18

Scan Settings (3 Ranges)

Frequencies			Receiver Settings				
Start	Stop	Step	IF BW	Detector	M-Time	Atten	Preamp
450k	2M	5k	9k	PK	20ms	AUTO LN	OFF
2M	10M	10k	9k	PK	10ms	AUTO LN	OFF
10M	30M	25k	9k	PK	1ms	AUTO LN	OFF

Transducer No.	Start	Stop	Name
1	9k	30M	CONFAC3

Final Measurement: x QP
Meas Time: 1 s
Subranges: 25
Acc Margin: 6dB

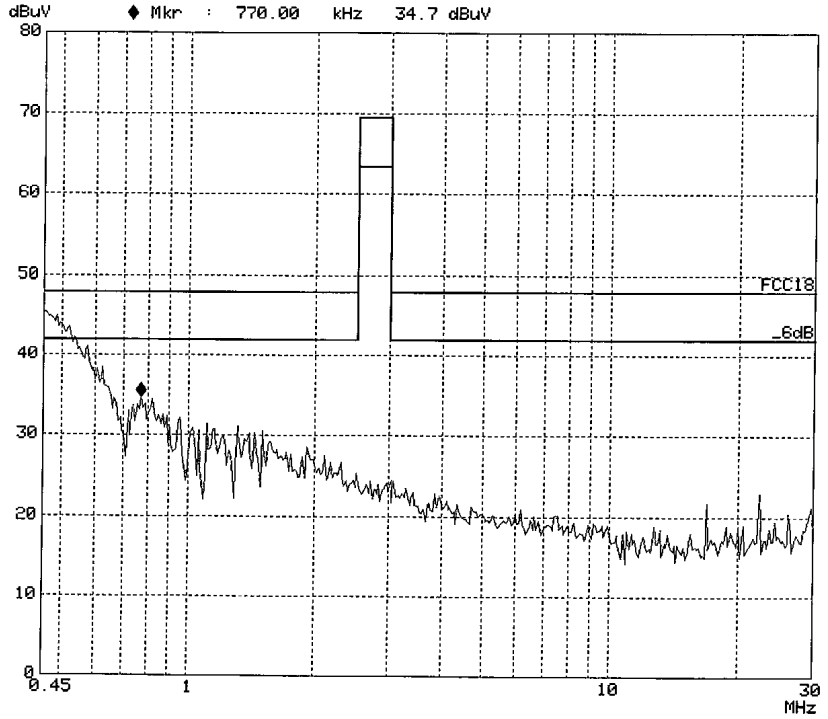

CONDUCTION EMISSION STANDARD FCC PART18

EUT: Energy Saving Lamp
Manuf: Everlite
Op Cond: On
Operator: Lake
Test Spec: Vb 120V/60Hz
Comment: Tem22 Humi50%
M/N:CFLE 13 TA/L/827/840/865
Date: 26. Feb 03 09:15

Scan Settings (3 Ranges)

Frequencies			Receiver Settings				
Start	Stop	Step	IF BW	Detector	M-Time	Atten	Preamp
450k	2M	5k	9k	PK	20ms	AUTO LN	OFF
2M	10M	10k	9k	PK	10ms	AUTO LN	OFF
10M	30M	25k	9k	PK	1ms	AUTO LN	OFF

Transducer No.	Start	Stop	Name
1	9k	30M	CONFAC3

Final Measurement: x QP
Meas Time: 1 s
Subranges: 25
Acc Margin: 6dB

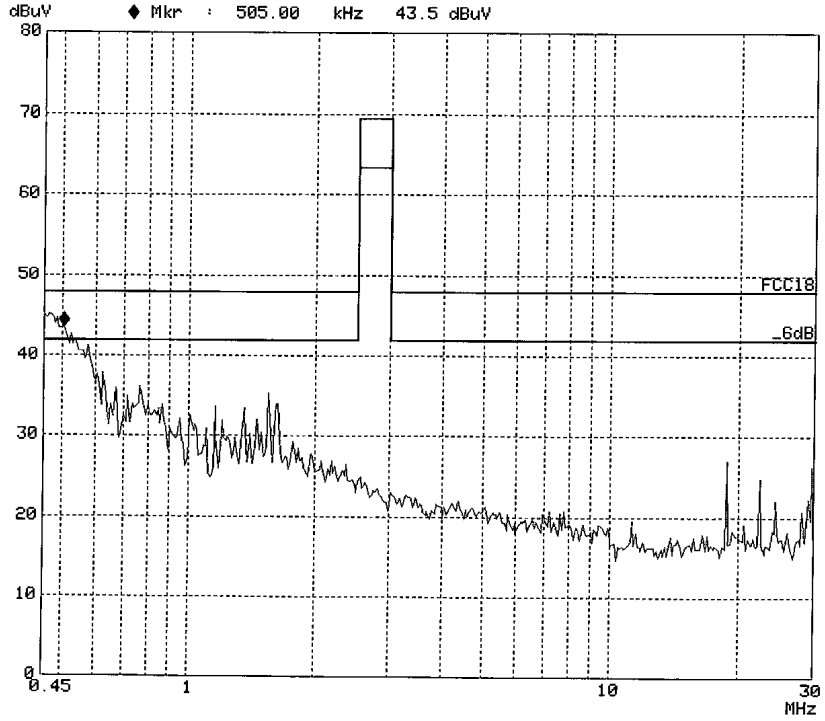

CONDUCTION EMISSION STANDARD FCC PART18

EUT:	Energy Saving Lamp
Manuf:	Everlite
Op Cond:	On
Operator:	Lake
Test Spec:	Va 120V/60Hz
Comment:	Tem22 Humi50%
	M/N:CFLE 15 TA/L/827/840/865
Date:	26. Feb 03 11:22

Scan Settings (3 Ranges)

Frequencies			Receiver Settings				
Start	Stop	Step	IF BW	Detector	M-Time	Atten	Preamp
450k	2M	5k	9k	PK	20ms	AUTO LN	OFF
2M	10M	10k	9k	PK	10ms	AUTO LN	OFF
10M	30M	25k	9k	PK	1ms	AUTO LN	OFF

Transducer No.	Start	Stop	Name
1	9k	30M	CONFAC3

Final Measurement: x QP
Meas Time: 1 s
Subranges: 25
Acc Margin: 6dB

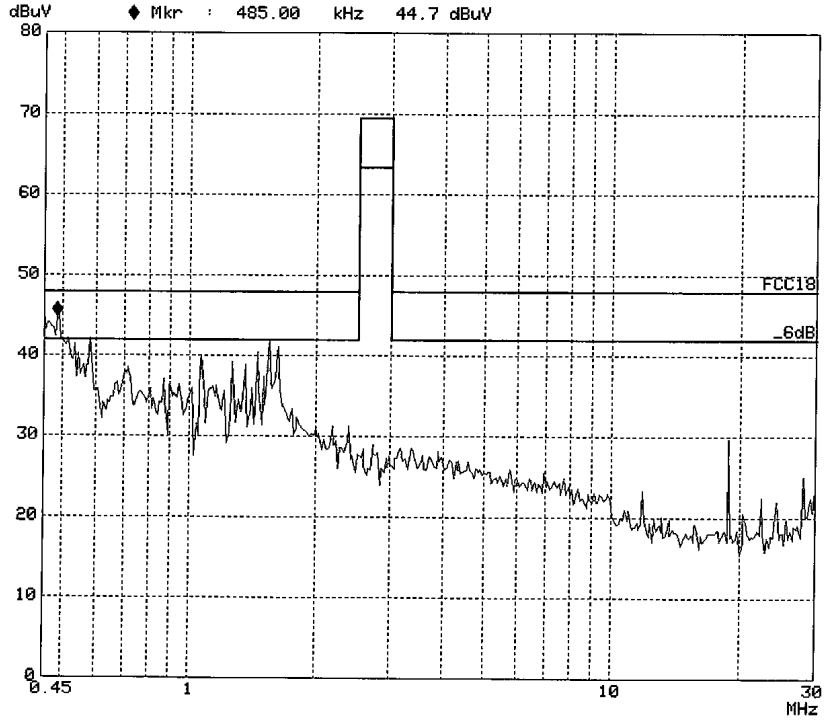

CONDUCTION EMISSION STANDARD FCC PART18

EUT: Energy Saving Lamp
Manuf: Everlite
Op Cond: On
Operator: Lake
Test Spec: Vb 120V/60Hz
Comment: Tem22 Humi50%
M/N:CFLE 15 TA/L/827/840/865
Date: 26. Feb 03 11:27

Scan Settings (3 Ranges)

Frequencies			Receiver Settings				
Start	Stop	Step	IF BW	Detector	M-Time	Atten	Preamp
450k	2M	5k	9k	PK	20ms	AUTO LN	OFF
2M	10M	10k	9k	PK	10ms	AUTO LN	OFF
10M	30M	25k	9k	PK	1ms	AUTO LN	OFF

Transducer No.	Start	Stop	Name
1	9k	30M	CONFAC3

Final Measurement: x QP
Meas Time: 1 s
Subranges: 25
Acc Margin: 6dB

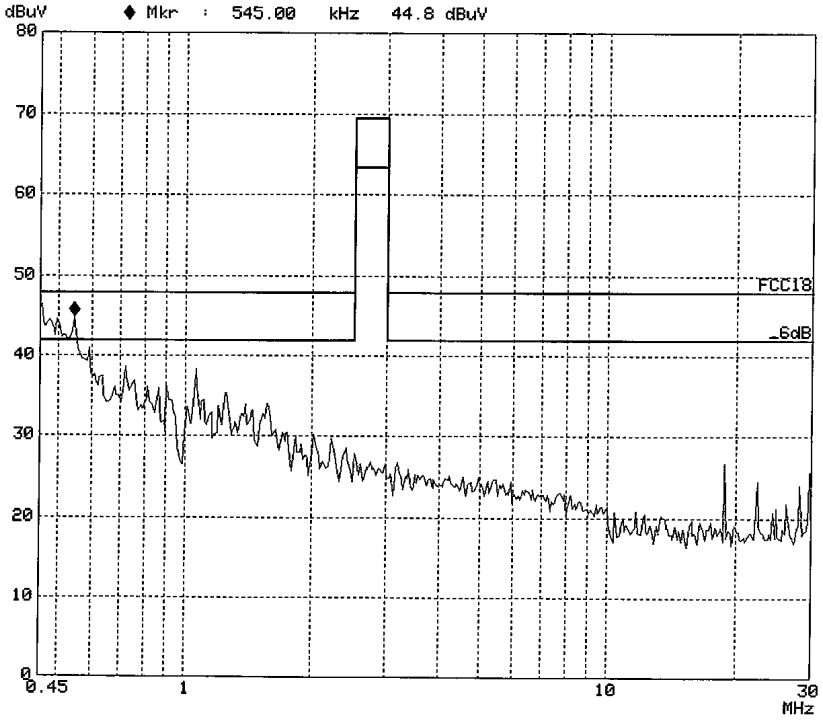

CONDUCTION EMISSION STANDARD FCC PART18

EUT:	Energy Saving Lamp
Manuf:	Everlite
Op Cond:	On
Operator:	Lake
Test Spec:	Va 120V/60Hz
Comment:	Tem22 Humi50%
	M/N:CFLE 18 TA/L/827/840/865
Date:	26. Feb 03 09:21

Scan Settings (3 Ranges)

Frequencies			Receiver Settings				
Start	Stop	Step	IF BW	Detector	M-Time	Atten	Preamp
450k	2M	5k	9k	PK	20ms	AUTO LN	OFF
2M	10M	10k	9k	PK	10ms	AUTO LN	OFF
10M	30M	25k	9k	PK	1ms	AUTO LN	OFF

Transducer No.	Start	Stop	Name
1	9k	30M	CONFAC3

Final Measurement: x QP
Meas Time: 1 s
Subranges: 25
Acc Margin: 6dB

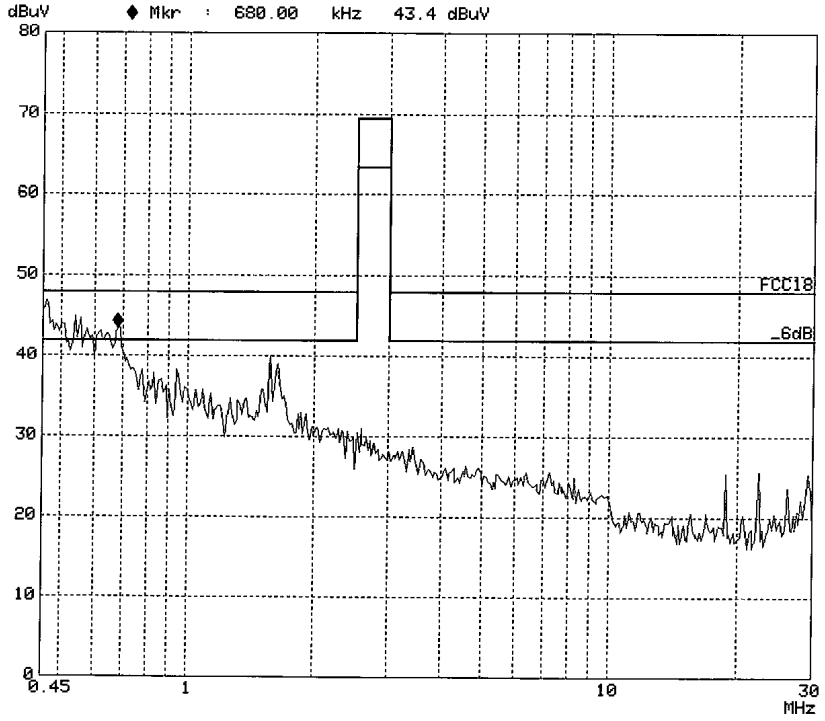

CONDUCTION EMISSION STANDARD FCC PART18

EUT:	Energy Saving Lamp
Manuf:	Everlite
Op Cond:	On
Operator:	Lake
Test Spec:	Vb 120V/60Hz
Comment:	Tem22 Humi50%
	M/N:CFLE 18 TA/L/827/840/865
Date:	26. Feb 03 09:24

Scan Settings (3 Ranges)

Frequencies			Receiver Settings				
Start	Stop	Step	IF BW	Detector	M-Time	Atten	Preamp
450k	2M	5k	9k	PK	20ms	AUTO LN	OFF
2M	10M	10k	9k	PK	10ms	AUTO LN	OFF
10M	30M	25k	9k	PK	1ms	AUTO LN	OFF

Transducer No.	Start	Stop	Name
1	9k	30M	CONFAC3

Final Measurement: x QP
Meas Time: 1 s
Subranges: 25
Acc Margin: 6dB

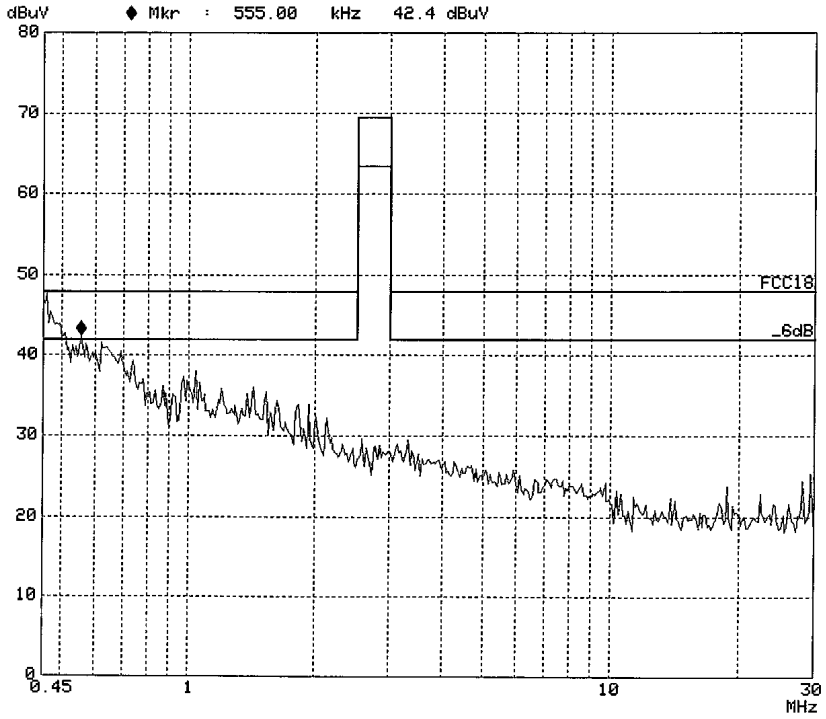

CONDUCTION EMISSION STANDARD FCC PART18

EUT: Energy Saving Lamp
Manuf: Everlite
Op Cond: On
Operator: Lake
Test Spec: Va 120V/60Hz
Comment: Tem22 Humi50%
M/N:CFLE 13 B/L/827/840/865
Date: 26. Feb 03 08:57

Scan Settings (3 Ranges)

Frequencies			Receiver Settings				
Start	Stop	Step	IF BW	Detector	M-Time	Atten	Preamp
450k	2M	5k	9k	PK	20ms	AUTO LN	OFF
2M	10M	10k	9k	PK	10ms	AUTO LN	OFF
10M	30M	25k	9k	PK	1ms	AUTO LN	OFF

Transducer No.	Start	Stop	Name
1	9k	30M	CONFAC3

Final Measurement: x QP
Meas Time: 1 s
Subranges: 25
Acc Margin: 6dB

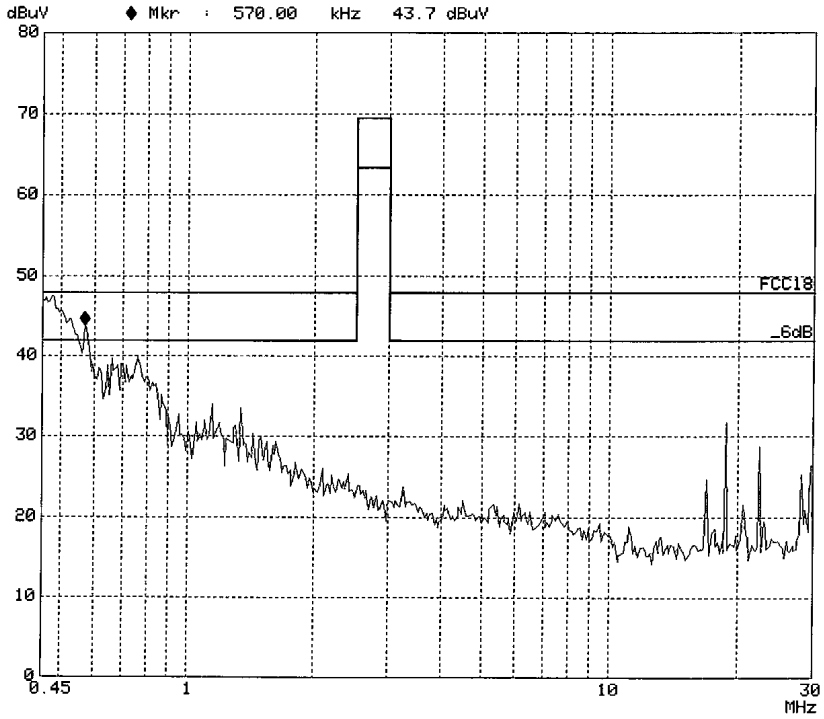

CONDUCTION EMISSION STANDARD FCC PART18

EUT: Energy Saving Lamp
Manuf: Everlite
Op Cond: On
Operator: Lake
Test Spec: Vb 120V/60Hz
Comment: Tem22 Humi50%
M/N:CFLE 13 B/L/827/840/865
Date: 26. Feb 03 09:00

Scan Settings (3 Ranges)

Frequencies			Receiver Settings				
Start	Stop	Step	IF BW	Detector	M-Time	Atten	Preamp
450k	2M	5k	9k	PK	20ms	AUTO LN	OFF
2M	10M	10k	9k	PK	10ms	AUTO LN	OFF
10M	30M	25k	9k	PK	1ms	AUTO LN	OFF

Transducer No.	Start	Stop	Name
1	9k	30M	CONFAC3

Final Measurement: x QP
Meas Time: 1 s
Subranges: 25
Acc Margin: 6dB

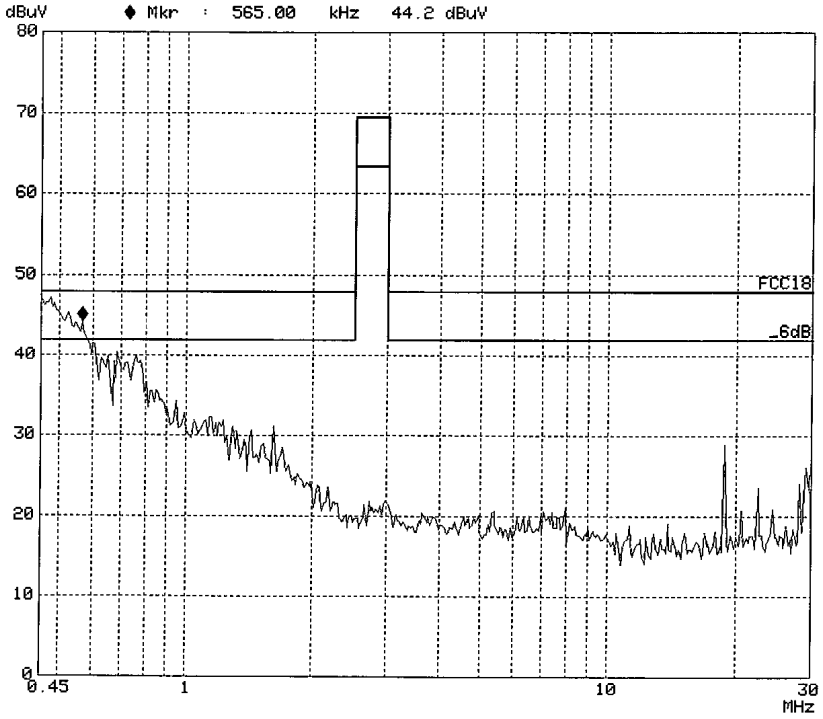

CONDUCTION EMISSION STANDARD FCC PART18

EUT: Energy Saving Lamp
Manuf: Everlite
Op Cond: On
Operator: Lake
Test Spec: Va 120V/60Hz
Comment: Tem22 Humi50%
M/N:CFLE 15 B/L/827/840/865
Date: 26. Feb 03 08:54

Scan Settings (3 Ranges)

Frequencies			Receiver Settings				
Start	Stop	Step	IF BW	Detector	M-Time	Atten	Preamp
450k	2M	5k	9k	PK	20ms	AUTO LN	OFF
2M	10M	10k	9k	PK	10ms	AUTO LN	OFF
10M	30M	25k	9k	PK	1ms	AUTO LN	OFF

Transducer No.	Start	Stop	Name
1	9k	30M	CONFAC3

Final Measurement: x QP
Meas Time: 1 s
Subranges: 25
Acc Margin: 6dB

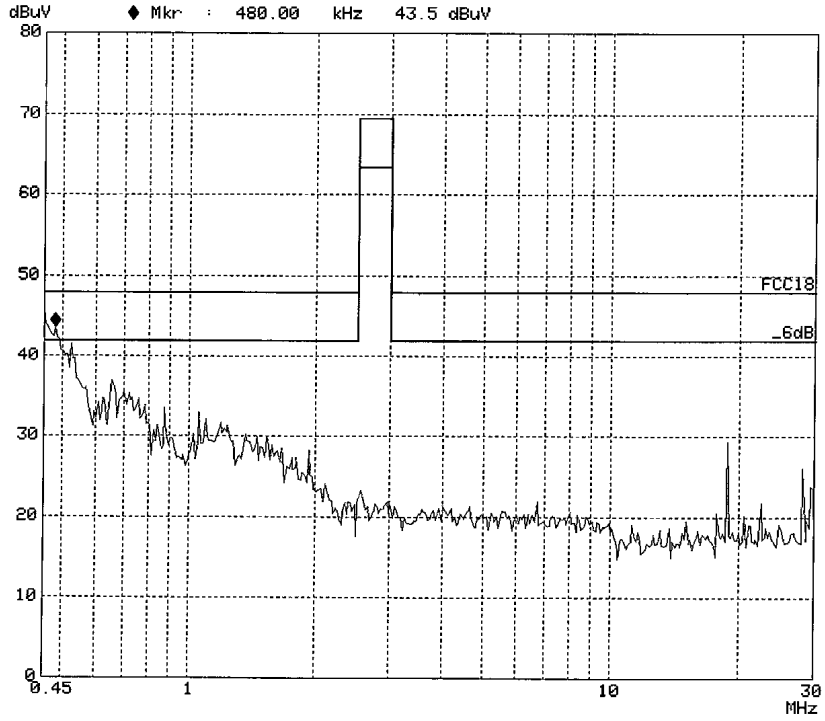

CONDUCTION EMISSION STANDARD FCC PART18

EUT: Energy Saving Lamp
Manuf: Everlite
Op Cond: On
Operator: Lake
Test Spec: Vb 120V/60Hz
Comment: Tem22 Humi50%
M/N:CFLE 15 B/L/827/840/865
Date: 26. Feb 03 08:50

Scan Settings (3 Ranges)

Frequencies			Receiver Settings				
Start	Stop	Step	IF BW	Detector	M-Time	Atten	Preamp
450k	2M	5k	9k	PK	20ms	AUTO LN	OFF
2M	10M	10k	9k	PK	10ms	AUTO LN	OFF
10M	30M	25k	9k	PK	1ms	AUTO LN	OFF

Transducer No.	Start	Stop	Name
1	9k	30M	CONFAC3

Final Measurement: x QP
Meas Time: 1 s
Subranges: 25
Acc Margin: 6dB

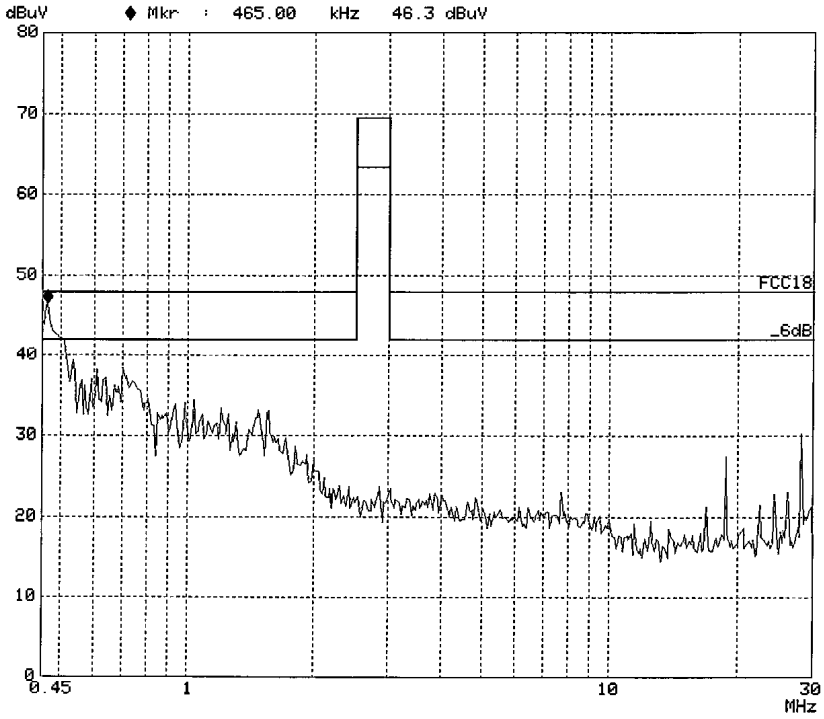

CONDUCTION EMISSION STANDARD FCC PART18

EUT: Energy Saving Lamp
Manuf: Everlite
Op Cond: On
Operator: Lake
Test Spec: Va 120V/60Hz
Comment: Tem22 Humi50%
M/N:CFLE 13 G/L/827/840/865
Date: 25. Feb 03 19:39

Scan Settings (3 Ranges)

Frequencies			Receiver Settings				
Start	Stop	Step	IF BW	Detector	M-Time	Atten	Preamp
450k	2M	5k	9k	PK	20ms	AUTO	LN OFF
2M	10M	10k	9k	PK	10ms	AUTO	LN OFF
10M	30M	25k	9k	PK	1ms	AUTO	LN OFF

Transducer No.	Start	Stop	Name
1	9k	30M	CONFAC3

Final Measurement: x QP
Meas Time: 1 s
Subranges: 25
Acc Margin: 6dB

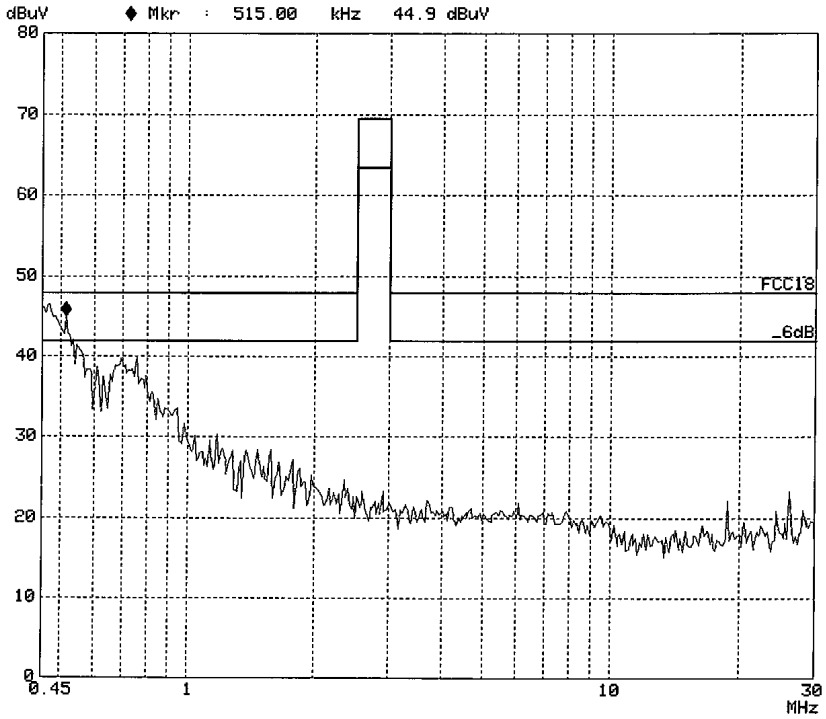

CONDUCTION EMISSION STANDARD FCC PART18

EUT: Energy Saving Lamp
Manuf: Everlite
Op Cond: On
Operator: Lake
Test Spec: Vb 120V/60Hz
Comment: Tem22 Humi50%
M/N:CFLE 13 G/L/827/840/865
Date: 25. Feb 03 19:36

Scan Settings (3 Ranges)

Frequencies			Receiver Settings				
Start	Stop	Step	IF BW	Detector	M-Time	Atten	Preamp
450k	2M	5k	9k	PK	20ms	AUTO LN	OFF
2M	10M	10k	9k	PK	10ms	AUTO LN	OFF
10M	30M	25k	9k	PK	1ms	AUTO LN	OFF

Transducer No.	Start	Stop	Name
1	9k	30M	CONFAC3

Final Measurement: x QP
Meas Time: 1 s
Subranges: 25
Acc Margin: 6dB

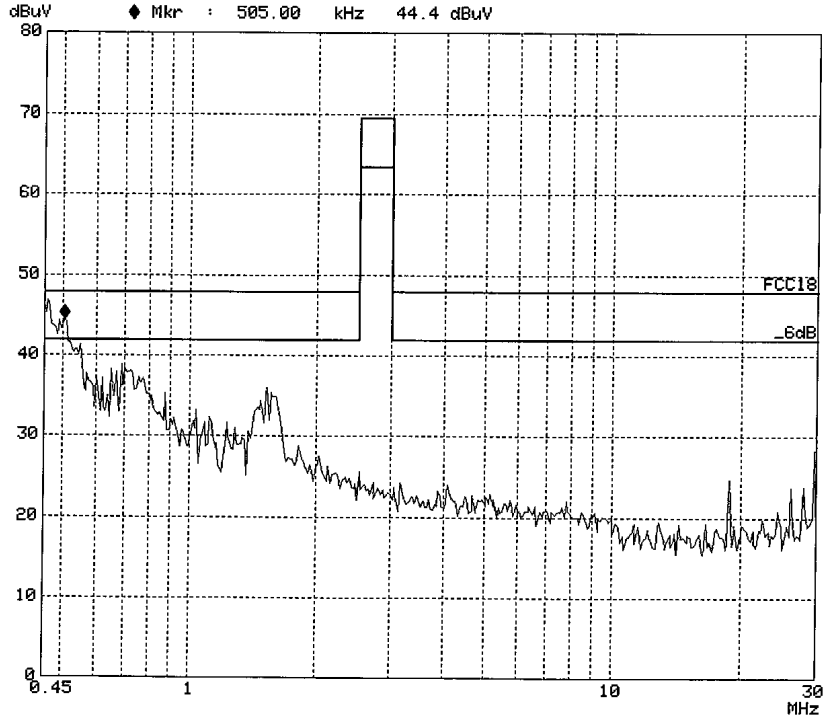

CONDUCTION EMISSION STANDARD FCC PART18

EUT: Energy Saving Lamp
Manuf: Everlite
Op Cond: On
Operator: Lake
Test Spec: Va 120V/60Hz
Comment: Tem22 Humi50%
M/N:CFLE 15 G/L/827/840/865
Date: 25. Feb 03 19:43

Scan Settings (3 Ranges)

Frequencies			Receiver Settings				
Start	Stop	Step	IF BW	Detector	M-Time	Atten	Preamp
450k	2M	5k	9k	PK	20ms	AUTO LN	OFF
2M	10M	10k	9k	PK	10ms	AUTO LN	OFF
10M	30M	25k	9k	PK	1ms	AUTO LN	OFF

Transducer No.	Start	Stop	Name
1	9k	30M	CONFAC3

Final Measurement: x QP
Meas Time: 1 s
Subranges: 25
Acc Margin: 6dB

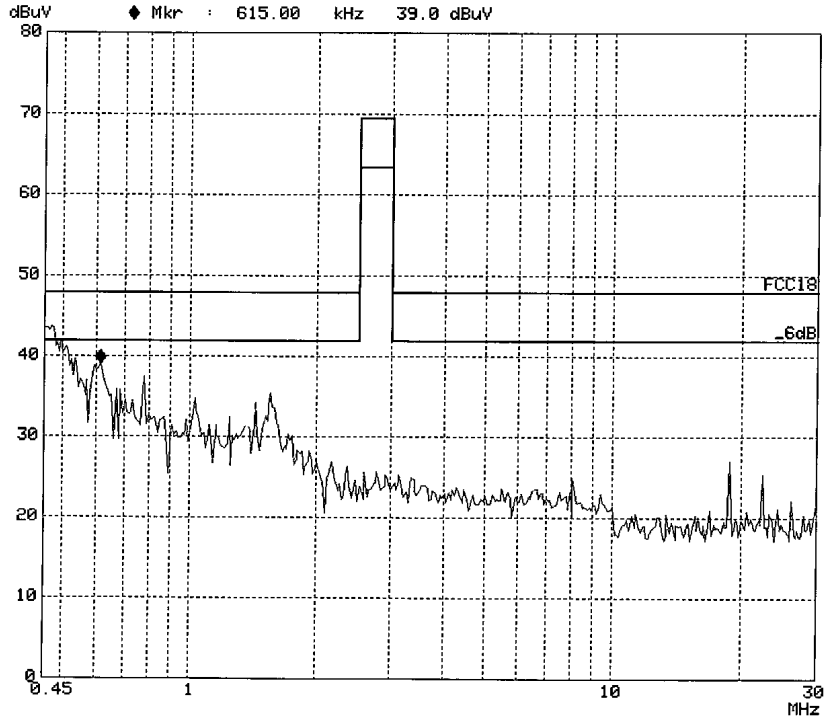

CONDUCTION EMISSION STANDARD FCC PART18

EUT: Energy Saving Lamp
Manuf: Everlite
Op Cond: On
Operator: Lake
Test Spec: Vb 120V/60Hz
Comment: Tem22 Humi50%
M/N:CFLE 15 G/L/827/840/865
Date: 25. Feb 03 19:46

Scan Settings (3 Ranges)

Frequencies			Receiver Settings				
Start	Stop	Step	IF BW	Detector	M-Time	Atten	Preamp
450k	2M	5k	9k	PK	20ms	AUTO LN	OFF
2M	10M	10k	9k	PK	10ms	AUTO LN	OFF
10M	30M	25k	9k	PK	1ms	AUTO LN	OFF

Transducer No.	Start	Stop	Name
1	9k	30M	CONFAC3

Final Measurement: x QP
Meas Time: 1 s
Subranges: 25
Acc Margin: 6dB

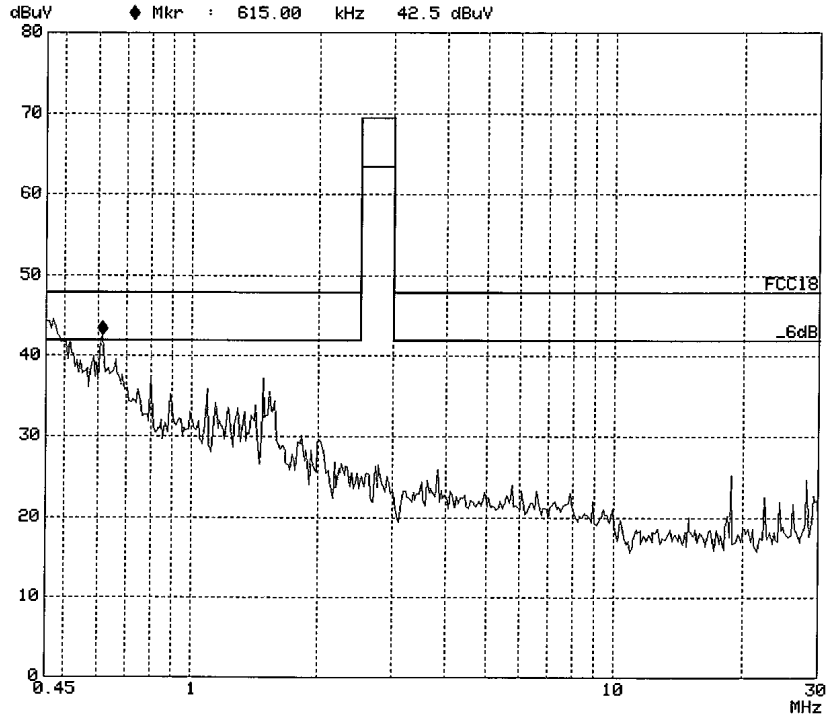

PROVIEW

Bldg.69, Majialong Industrial Zone,
Nanshan District, Shenzhen,
Guangdong, China
Tel: +86-755-26952508
Fax: +86-755-26954282
PROVIEW TECHNOLOGY(SHENZHEN)CO.,LTD. E-mail: webmaster@emcsafety.com

Data#: 37 File#: everlite.EMI Date: 2003-02-26 Time: 20:31:48

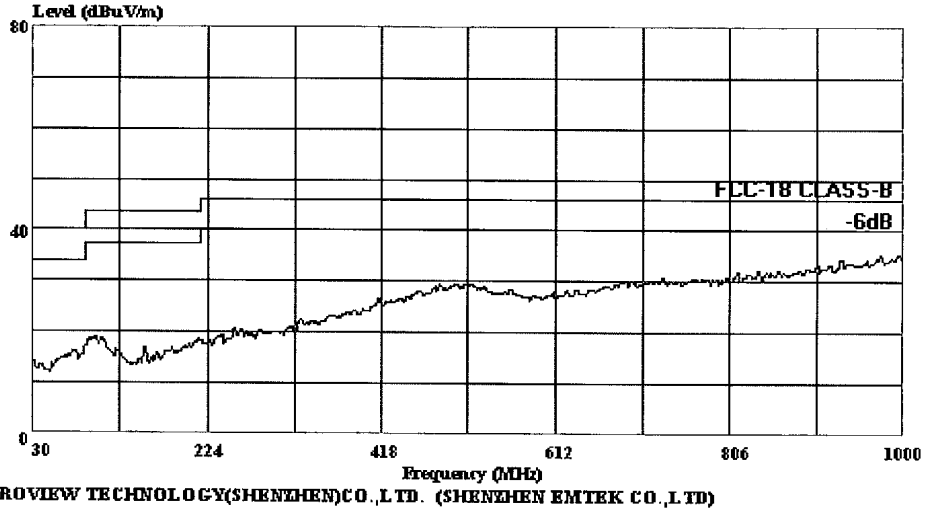

PROVIEW TECHNOLOGY(SHENZHEN)CO.,LTD. (SHENZHEN EMTEK CO.,LTD)

Trace: Ref Trace:

Condition: FCC-18 CLASS-B 3m VULB9163 VERTICAL
eut : Energy Saving Lamp
power: 120V/60Hz
m/n : CFLE 13 TA/L/827/840/865
manuf: Everlite

PROVIEW

Bldg.69, Majialong Industrial Zone,
Nanshan District, Shenzhen,
Guangdong, China
Tel: +86-755-26952508
Fax: +86-755-26954282
PROVIEW TECHNOLOGY(SHENZHEN)CO.,LTD. E-mail: webmaster@emcsafety.com

Data#: 38 File#: everlite.EMI Date: 2003-02-26 Time: 20:33:05

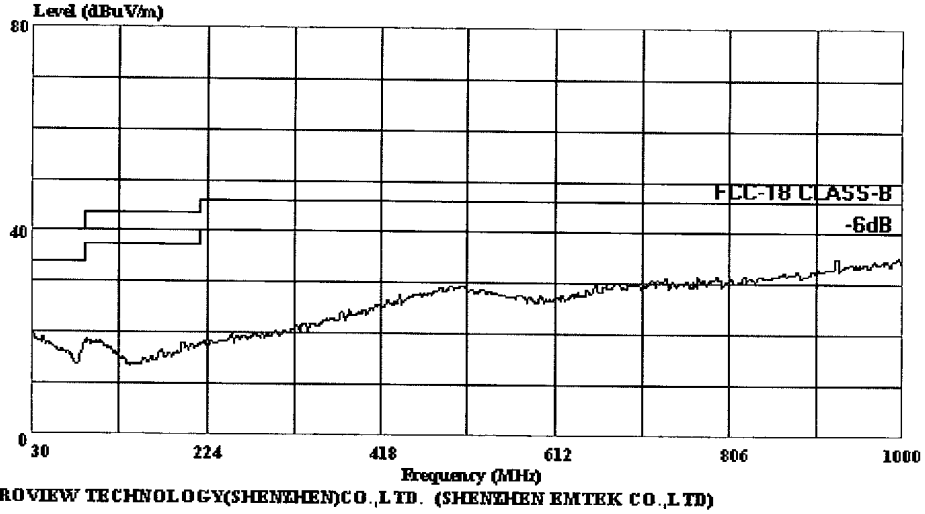

PROVIEW TECHNOLOGY(SHENZHEN)CO.,LTD. (SHENZHEN EMTEK CO.,LTD)

Trace: Ref Trace:

Condition: FCC-18 CLASS-B 3m VULB9163 HORIZONTAL
eut : Energy Saving Lamp
power: 120V/60Hz
m/n : CFLE 13 TA/L/827/840/865
manuf: Everlite

PROVIEW

Bldg.69, Majialong Industrial Zone,
Nanshan District, Shenzhen,
Guangdong, China
Tel: +86-755-26952508
Fax: +86-755-26954282
PROVIEW TECHNOLOGY(SHENZHEN)CO.,LTD. E-mail: webmaster@emcsafety.com

Data#: 39 File#: everlite.EMI Date: 2003-02-26 Time: 20:35:43

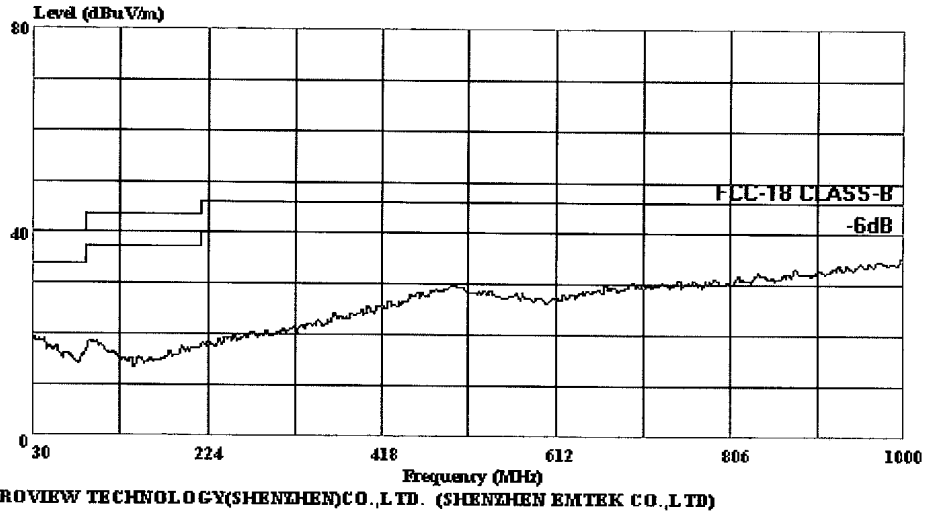

PROVIEW TECHNOLOGY(SHENZHEN)CO.,LTD. (SHENZHEN EMTEK CO.,LTD)

Trace: Ref Trace:

Condition: FCC-18 CLASS-B 3m VULB9163 HORIZONTAL
eut : Energy Saving Lamp
power: 120V/60Hz
m/n : CFLE 15 TA/L/827/840/865
manuf: Everlite

PROVIEW

Bldg.69, Majialong Industrial Zone,
Nanshan District, Shenzhen,
Guangdong, China
Tel: +86-755-26952508
Fax: +86-755-26954282
PROVIEW TECHNOLOGY(SHENZHEN)CO.,LTD. E-mail: webmaster@emcsafety.com

Data#: 40 File#: everlite.EMI Date: 2003-02-26 Time: 20:37:08

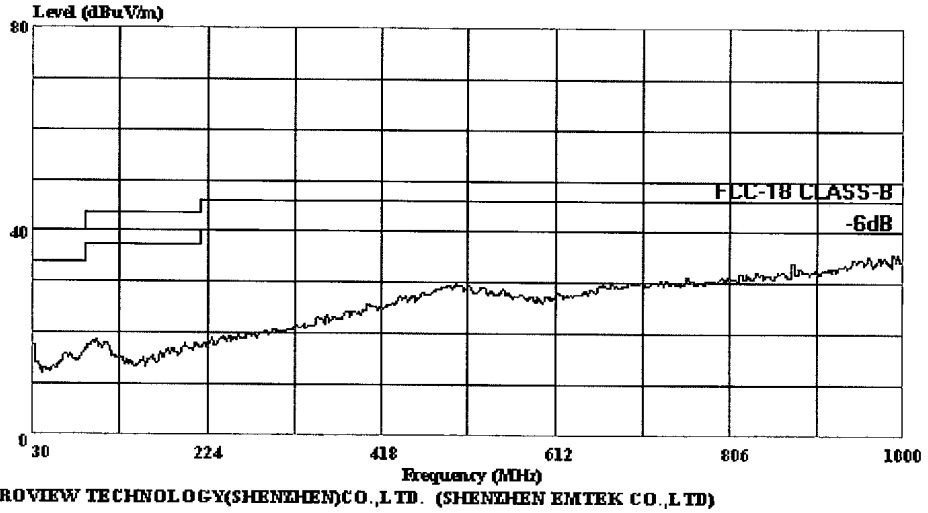

PROVIEW TECHNOLOGY(SHENZHEN)CO.,LTD. (SHENZHEN EMTEK CO.,LTD)

Trace: Ref Trace:

Condition: FCC-18 CLASS-B 3m VULB9163 VERTICAL
eut : Energy Saving Lamp
power: 120V/60Hz
m/n : CFLE 15 TA/L/827/840/865
manuf: Everlite

PROVIEW

Bldg.69, Majialong Industrial Zone,
Nanshan District, Shenzhen,
Guangdong, China
Tel: +86-755-26952508
Fax: +86-755-26954282
PROVIEW TECHNOLOGY(SHENZHEN)CO.,LTD. E-mail: webmaster@emcsafety.com

Data#: 41 File#: everlite.EMI Date: 2003-02-26 Time: 20:57:02

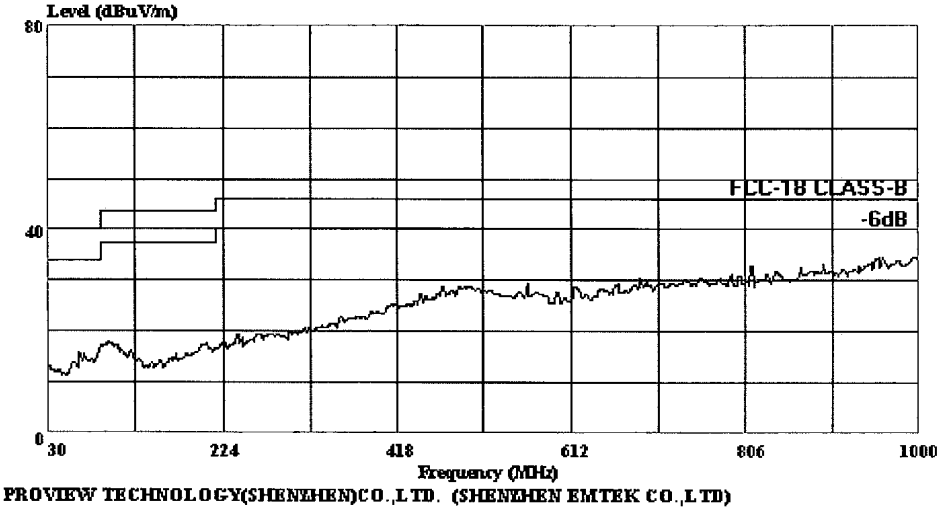

PROVIEW TECHNOLOGY(SHENZHEN)CO.,LTD. (SHENZHEN EMTEK CO.,LTD)

Trace: Ref Trace:

Condition: FCC-18 CLASS-B 3m VULB9163 VERTICAL
eut : Energy Saving Lamp
power: 120V/60Hz
m/n : CFLE 18 TA/L/827/840/865
manuf: Everlite

PROVIEW

Bldg.69, Majialong Industrial Zone,
Nanshan District, Shenzhen,
Guangdong, China
Tel: +86-755-26952508
Fax: +86-755-26954282
PROVIEW TECHNOLOGY(SHENZHEN)CO.,LTD. E-mail: webmaster@emcsafety.com

Data#: 42 File#: everlite.EMI Date: 2003-02-26 Time: 20:57:49

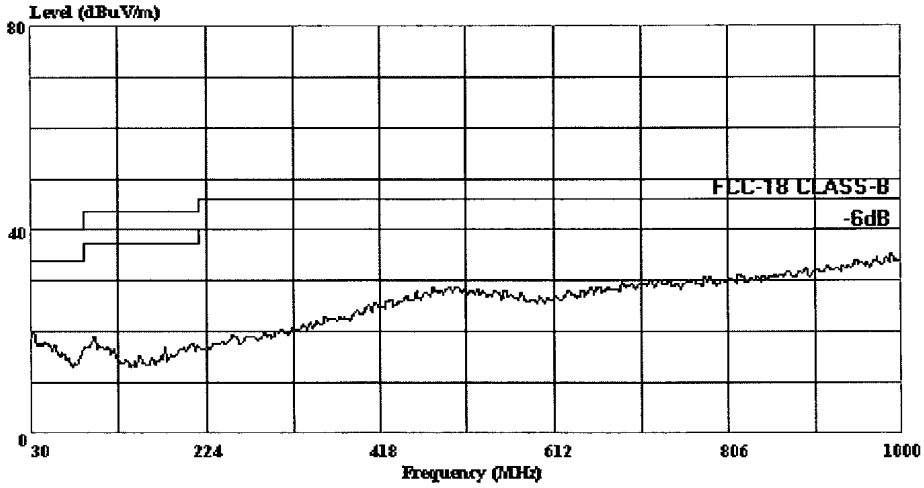

PROVIEW TECHNOLOGY(SHENZHEN)CO.,LTD. (SHENZHEN EMTEK CO.,LTD)

Trace: Ref Trace:

Condition: FCC-18 CLASS-B 3m VULB9163 HORIZONTAL
eut : Energy Saving Lamp
power: 120V/60Hz
m/n : CFLE 18 TA/L/827/840/865
manuf: Everlite

PROVIEW

Bldg.69, Majialong Industrial Zone,
Nanshan District, Shenzhen,
Guangdong, China
Tel: +86-755-26952508
Fax: +86-755-26954282
PROVIEW TECHNOLOGY(SHENZHEN)CO.,LTD. E-mail: webmaster@emcsafety.com

Data#: 63 File#: everlite.EMI Date: 2003-02-27 Time: 17:02:14

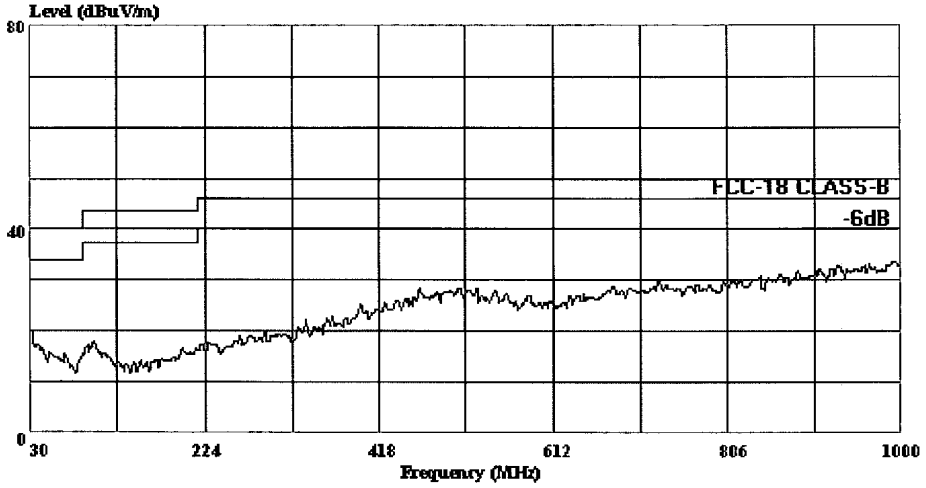

PROVIEW TECHNOLOGY(SHENZHEN)CO.,LTD. (SHENZHEN EMTEK CO.,LTD)

Trace: Ref Trace:

Condition: FCC-18 CLASS-B 3m VULB9163 HORIZONTAL
eut : Energy Saving Lamp
power: 120V/60Hz
m/n : CFLE 13 G/L/827/840/865
manuf: Everlite

PROVIEW

Bldg.69, Majialong Industrial Zone,
Nanshan District, Shenzhen,
Guangdong, China
Tel: +86-755-26952508
Fax: +86-755-26954282
PROVIEW TECHNOLOGY(SHENZHEN)CO.,LTD. E-mail: webmaster@emcsafety.com

Data#: 64 File#: everlite.EMI Date: 2003-02-27 Time: 17:02:57

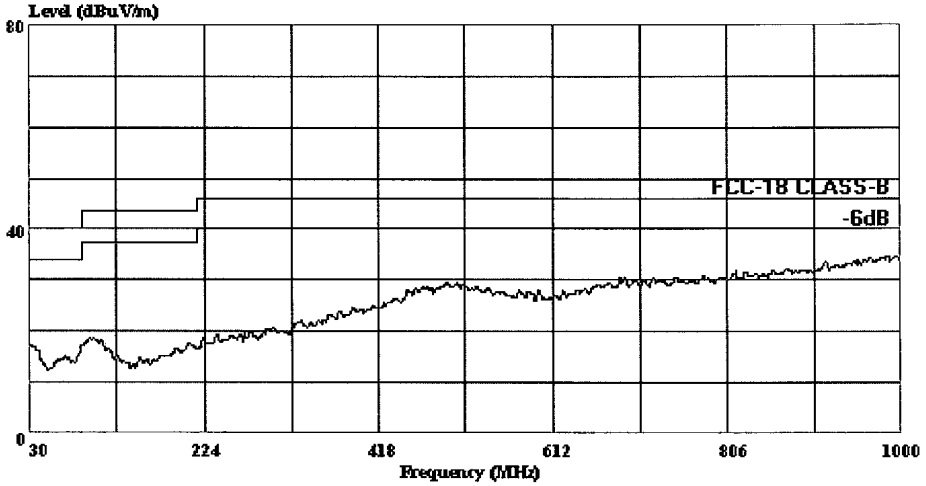

PROVIEW TECHNOLOGY(SHENZHEN)CO.,LTD. (SHENZHEN EMTEK CO.,LTD)

Trace: Ref Trace:

Condition: FCC-18 CLASS-B 3m VULB9163 VERTICAL
eut : Energy Saving Lamp
power: 120V/60Hz
m/n : CFLE 13 G/L/827/840/865
manuf: Everlite

PROVIEW

Bldg.69, Majialong Industrial Zone,
Nanshan District, Shenzhen,
Guangdong, China
Tel: +86-755-26952508
Fax: +86-755-26954282
PROVIEW TECHNOLOGY(SHENZHEN)CO.,LTD. E-mail: webmaster@emcsafety.com

Data#: 61 File#: everlite.EMI Date: 2003-02-27 Time: 17:01:19

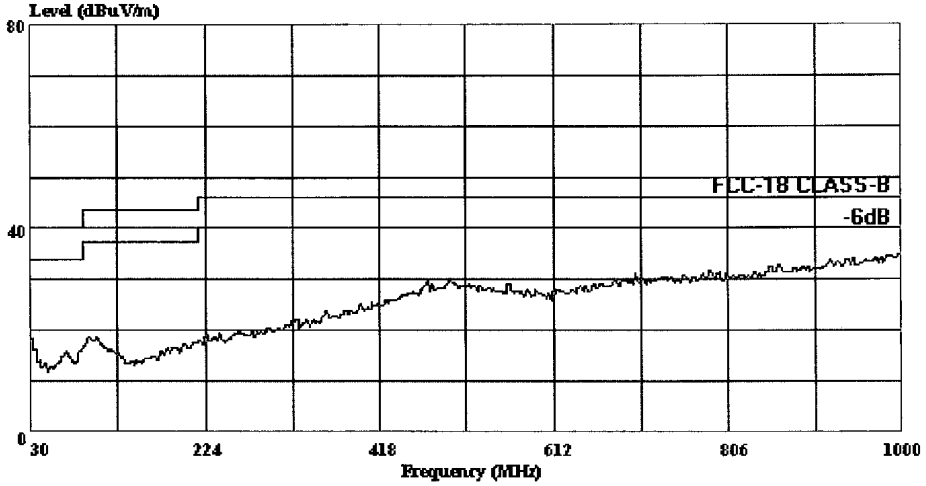

PROVIEW TECHNOLOGY(SHENZHEN)CO.,LTD. (SHENZHEN EMTEK CO.,LTD)

Trace: Ref Trace:

Condition: FCC-18 CLASS-B 3m VULB9163 VERTICAL
eut : Energy Saving Lamp
power: 120V/60Hz
m/n : CFLE 15 G/L/827/840/865
manuf: Everlite

PROVIEW

Bldg.69, Majialong Industrial Zone,
Nanshan District, Shenzhen,
Guangdong, China
Tel: +86-755-26952508
Fax: +86-755-26954282
PROVIEW TECHNOLOGY(SHENZHEN)CO.,LTD. E-mail: webmaster@emcsafety.com

Data#: 62 File#: everlite.EMI Date: 2003-02-27 Time: 17:01:54

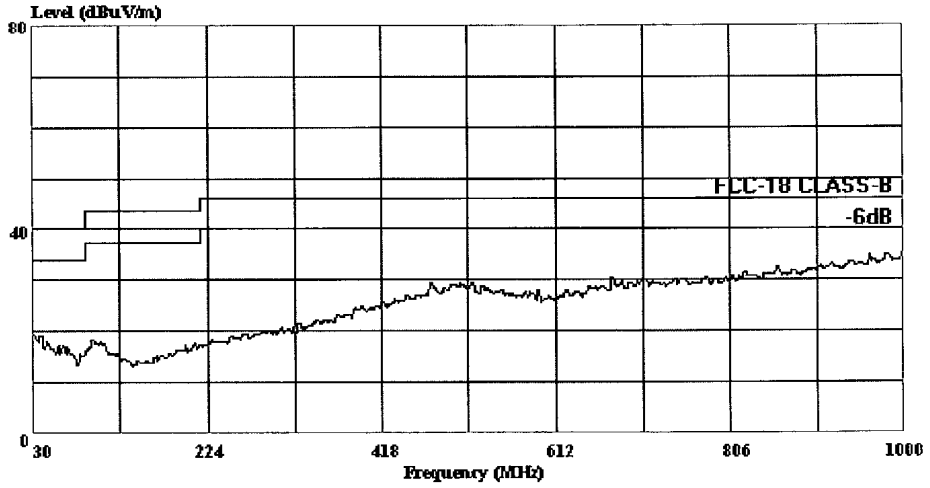

PROVIEW TECHNOLOGY(SHENZHEN)CO.,LTD. (SHENZHEN EMTEK CO.,LTD)

Trace: Ref Trace:

Condition: FCC-18 CLASS-B 3m VULB9163 HORIZONTAL
eut : Energy Saving Lamp
power: 120V/60Hz
m/n : CFLE 15 G/L/827/840/865
manuf: Everlite

PROVIEW

Bldg.69, Majialong Industrial Zone,
Nanshan District, Shenzhen,
Guangdong, China
Tel: +86-755-26952508
Fax: +86-755-26954282
PROVIEW TECHNOLOGY(SHENZHEN)CO.,LTD. E-mail: webmaster@emcsafety.com

Data#: 65 File#: everlite.EMI Date: 2003-02-27 Time: 17:03:36

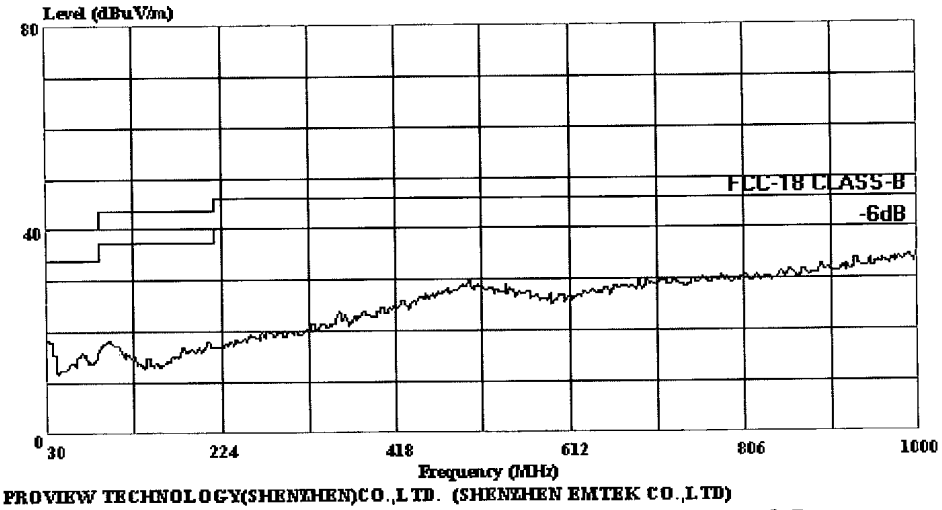

PROVIEW TECHNOLOGY(SHENZHEN)CO.,LTD. (SHENZHEN EMTEK CO.,LTD)

Trace: Ref Trace:

Condition: FCC-18 CLASS-B 3m VULB9163 VERTICAL
eut : Energy Saving Lamp
power: 120V/60Hz
m/n : CFLE 13 B/L/827/840/865
manuf: Everlite

PROVIEW

PROVIEW TECHNOLOGY(SHENZHEN)CO.,LTD.

Bldg.69, Majialong Industrial Zone,
Nanshan District, Shenzhen,
Guangdong, China
Tel: +86-755-26952508
Fax: +86-755-26954282
E-mail: webmaster@emcsafety.com

Data#: 66 File#: everlite.EMI Date: 2003-02-27 Time: 17:03:56

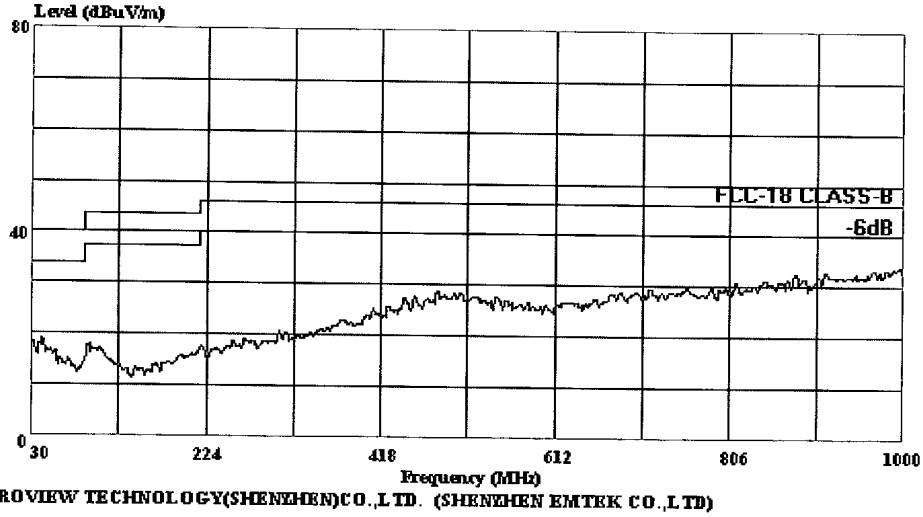

PROVIEW TECHNOLOGY(SHENZHEN)CO.,LTD. (SHENZHEN EMTEK CO.,LTD)

Trace: Ref Trace:

Condition: FCC-18 CLASS-B 3m VULB9163 HORIZONTAL
eut : Energy Saving Lamp
power: 120V/60Hz
m/n : CFLE 13 B/L/827/840/865
manuf: Everlite

PROVIEW

Bldg.69, Majialong Industrial Zone,
Nanshan District, Shenzhen,
Guangdong, China
Tel: +86-755-26952508
Fax: +86-755-26954282
PROVIEW TECHNOLOGY(SHENZHEN)CO.,LTD. E-mail: webmaster@emcsafety.com

Data#: 67 File#: everlite.EMI Date: 2003-02-27 Time: 17:04:30

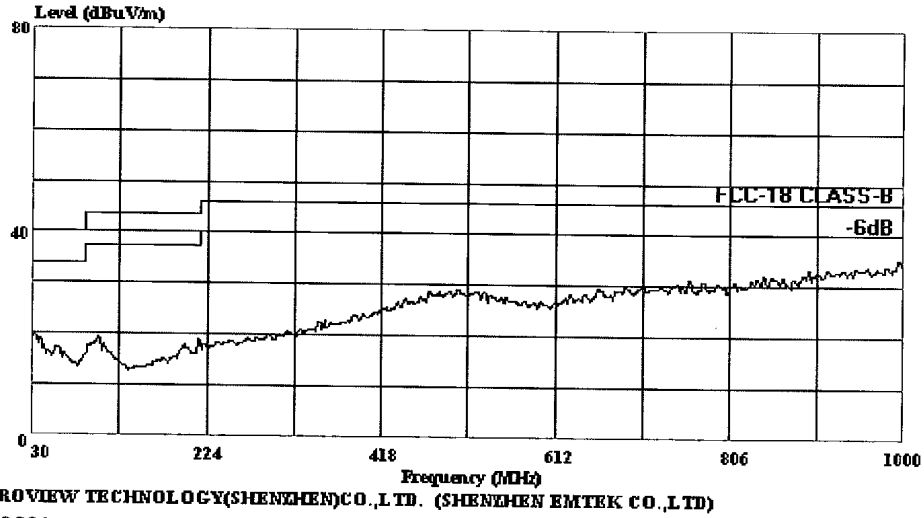

PROVIEW TECHNOLOGY(SHENZHEN)CO.,LTD. (SHENZHEN EMTEK CO.,LTD)

Trace: Ref Trace:

Condition: FCC-18 CLASS-B 3m VULB9163 HORIZONTAL
eut : Energy Saving Lamp
power: 120V/60Hz
m/n : CFLE 15 B/L/827/840/865
manuf: Everlite

PROVIEW

Bldg.69, Majialong Industrial Zone,
Nanshan District, Shenzhen,
Guangdong, China
Tel: +86-755-26952508
Fax: +86-755-26954282
PROVIEW TECHNOLOGY(SHENZHEN)CO.,LTD. E-mail: webmaster@emcsafety.com

Data#: 68 File#: everlite.EMI Date: 2003-02-27 Time: 17:05:14

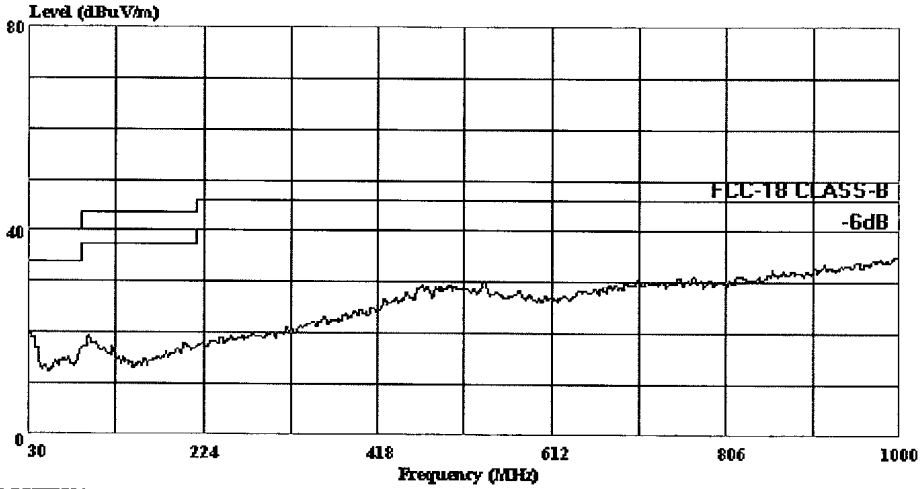

PROVIEW TECHNOLOGY(SHENZHEN)CO.,LTD. (SHENZHEN EMTEK CO.,LTD)

Trace: Ref Trace:

Condition: FCC-18 CLASS-B 3m VULB9163 VERTICAL
eut : Energy Saving Lamp
power: 120V/60Hz
m/n : CFLE 15 B/L/827/840/865
manuf: Everlite