Application for FCC Certificate
On Behalf of
Everlite Electric Industries Corp.

Energy Saving Lamp
Model No.: CFLE 13 T/L/827/840/865,CFLE 15 T/L/827/840/865
CFLE 18 T/L/827/840/865,CFLE 20 T/L/827/840/865
CFLE 23 T/L/827/840/865,CFLE 26 T/L/827/840/865
CFLE 13 T/C/L/827/840/865,CFLE 15 T/C/L/827/840/865
CFLE 18 T/C/L/827/840/865,CFLE 20 T/C/L/827/840/865
CFLE 23 T/C/L/827/840/865,CFLE 26 T/C/L/827/840/865
CFLE 18 G/L/827/840/865,CFLE 20 G/L/827/840/865
CFLE 23 G/L/827/840/865

FCC ID :QTUTL1326

Prepared for	:	Everlite Electric Industries Corp.
Address	:	200. Kuang-Fu Rd., Section 2 Hsinchu, Taiwan
Prepared by	:	SHENZHEN EMTEK CO., LTD.
Address	:	Bldg 69, Majialong, Taipinyang Industry Zone, Nanshan District, Shenzen, Guangdong, China
		Tel: (0755) 26952508
		Fax: (0755) 26954282

Report Number	:	AT03043
Date of Test	:	Feb 26~28, 2003
Date of Report	:	Feb 28, 2003

TABLE OF CONTENTS

Description Page

1. GENERAL INFORMATION 4
1.1. Description of Device (EUT) 4
1.2. Test Facility 4
1.3. Measurement Uncertainty 5
2. POWER LINE CONDUCTED MEASUREMENT 6
2.1. Test Equipment 6
2.2. Block Diagram of Test Setup 6
2.3. Power Line Conducted Emission Measurement Limits 6
2.4. Configuration of EUT on Measurement 7
2.5. Operating Condition of EUT 7
2.6. Test Procedure 7
2.7. Power Line Conducted Emission Measurement Results 8
2.8. Plot of Conducted Emissions Test Data 23
3. RADIATED EMISSION MEASUREMENT 24
3.1. Test Equipment 24
3.2. Block Diagram of Test Setup 25
3.3. Radiated Emission Limit 25
3.4. EUT Configuration on Measurement 26
3.5. Operating Condition of EUT 26
3.6. Test Procedure 26
3.7. Radiated Emission Noise Measurement Result 27
APPENDIX A –PLOT OF CONDUCTED EMISSIONS TEST DATA 42

Everlite Electric Industries Corp. *FCC ID:QTUTL1326* *Page 3 of 40*

TEST REPORT FOR FCC CERTIFICATE

Applicant : Everlite Electric Industries Corp

Manufacturer : Everlite (H.K) CO.

EUT : Energy Saving Lamp

(A)MODEL NO. : CFLE 13 T/L/827/840/865,CFLE 15 T/L/827/840/865
CFLE 18 T/L/827/840/865,CFLE 20 T/L/827/840/865
CFLE 23 T/L/827/840/865,CFLE 26 T/L/827/840/865
CFLE 13 T/C/L/827/840/865,CFLE 15 T/C/L/827/840/865
CFLE 18 T/C/L/827/840/865,CFLE 20 T/C/L/827/840/865
CFLE 23 T/C/L/827/840/865,CFLE 26 T/C/L/827/840/865
CFLE 18 G/L/827/840/865,CFLE 20 G/L/827/840/865
CFLE 23 G/L/827/840/865

(B) SERIAL NO. : N/A

(C) POWER SUPPLY: AC 120V/60Hz

Measurement Procedure Used:

FCC Rules and Regulations Part 18 Consumer Devices (2001) and MP-5/1986

The device described above is tested by SHENZHEN EMTEK CO., LTD. to determine the maximum emission levels emanating from the device. The maximum emission levels are compared to the FCC Part 18 RF Lighting Device limits both radiated and conducted emissions. The measurement results are contained in this test report and SHENZHEN EMTEK CO., LTD. is assumed full responsibility for the accuracy and completeness of these measurements. Also, this report shows that the Equipment Under Test (EUT) is to be technically compliant with the FCC official limits.

This report applies to above tested sample only. This report shall not be reproduced in part without written approval of SHENZHEN EMTEK CO., LTD.

Date of Test : Feb 26~28, 2003

Prepared by : _____
(Engineer)

Reviewer : _____
(Project Manager)

Approved & Authorized Signer : _____
(Assistant Manager)

SHENZHEN EMTEK CO., LTD. APPROVED EMC

1. GENERAL INFORMATION

1.1. Description of Device (EUT)

EUT	:	Energy Saving Lamp
Model Number	:	CFLE 13 T/L/827/840/865,CFLE 15 T/L/827/840/865 CFLE 18 T/L/827/840/865,CFLE 20 T/L/827/840/865 CFLE 23 T/L/827/840/865,CFLE 26 T/L/827/840/865 CFLE 13 T/C/L/827/840/865,CFLE 15 T/C/L/827/840/865 CFLE 18 T/C/L/827/840/865,CFLE 20 T/C/L/827/840/865 CFLE 23 T/C/L/827/840/865,CFLE 26 T/C/L/827/840/865 CFLE 18 G/L/827/840/865,CFLE 20 G/L/827/840/865 CFLE 23 G/L/827/840/865 (Note: All samples have been tested, the test results were reported.)
Applicant	:	Everlite Electric Industries Corp.
Address	:	200. Kuang-Fu Rd., Section 2 Hsinchu, Taiwan
Manufacturer	:	Everlite (H.K) CO.
Address	:	Sichun Administrative Dist, Tangxia Town, Dongguan, Guangdong, China.
Date of Test	:	Feb 26,2003

1.2. Test Facility

Site Description

EMC Lab.	:	Accredited by FCC, December 09,2002 The Certificate Registration Number. is 709623.
Name of Firm	:	SHENZHEN EMTEK CO., LTD
Site Location	:	Bldg 69, Majialong, Taipinyang Industry Zone, Nanshan District, Shenzen, Guangdong, China

1.3. Measurement Uncertainty

Radiation Uncertainty	:	Ur =	¡	Ó4.26dB
Conduction Uncertainty	:	Uc =	¡	Ó2.66dB

2. POWER LINE CONDUCTED MEASUREMENT

2.1. Test Equipment

The following test equipments are used during the power line conducted measurement:

Item	Equipment	Manufacturer	Model No.	Serial No.	Last Cal.	Cal. Interval
1.	Test Receiver	Rohde & Schwarz	ESCS30	828985/018	Jun 01, 2002	1 Year
2.	L.I.S.N	Rohde & Schwarz	ESH2-Z5	834549/005	Jun 01, 2002	1 Year
3.	50 Coaxial Switch	Anritsu	MP59B	M20531	N/A	N/A
4.	Pulse Limiter	Rohde & Schwarz	ESH3-Z2	100006	Jun 01, 2002	1 Year
5.	Voltage Probe	Rohde & Schwarz	TK9416	N/A	Jun 01, 2002	1 Year

2.2. Block Diagram of Test Setup

2.2.1. Block diagram of connection between the EUT and simulators

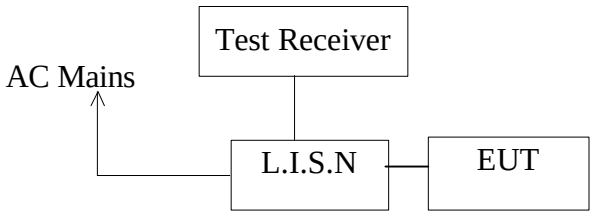

(EUT: Energy Saving Lamp)

2.3. Power Line Conducted Emission Measurement Limits

Frequency MHz	Maximum RF Line Voltage	
	μV	dB(μV)
0.45 ~ 2.51	250	48
2.51~3.00	3000	69.5
3.00~30.00	250	48

Remarks: RF Line Voltage (dB(μV)) = 20 log RF Line Voltage (μV)

2.4. Configuration of EUT on Measurement

The following equipments are installed on Power Line Conducted Emission Measurement to meet the commission requirement and operating regulations in a manner which tends to maximize its emission characteristics in a normal application.

2.4.1. Energy Saving Lamp

EUT	:	Energy Saving Lamp
Model Number	:	CFLE 13 T/L/827/840/865,CFLE 15 T/L/827/840/865 CFLE 18 T/L/827/840/865,CFLE 20 T/L/827/840/865 CFLE 23 T/L/827/840/865,CFLE 26 T/L/827/840/865 CFLE 13 T/C/L/827/840/865,CFLE 15 T/C/L/827/840/865 CFLE 18 T/C/L/827/840/865,CFLE 20 T/C/L/827/840/865 CFLE 23 T/C/L/827/840/865,CFLE 26 T/C/L/827/840/865 CFLE 18 G/L/827/840/865,CFLE 20 G/L/827/840/865 CFLE 23 G/L/827/840/865
Manufacture	:	Everlite (H.K) CO.

2.5. Operating Condition of EUT

2.5.1. Setup the EUT and simulator as shown as Section 2.2.
2.5.2. Turn on the power of all equipment.
2.5.3. Let the EUT work in test mode (On) and measure it.

2.6. Test Procedure

The EUT system is connected to the power mains through a line impedance stabilization network (L.I.S.N.). This provides a 50ohm coupling impedance for the EUT system. Please refer the block diagram of the test setup and photographs. Both sides of AC line are checked to find out the maximum conducted emission. In order to find the maximum emission levels, the relative positions of equipment and all of the interface cables shall be changed according to MP-5 during conducted emission test.

The bandwidth of test receiver (R & S ESCS30) is set at 9KHz.
The frequency range from 450KHz to 30MHz is checked.

The test result are reported on Section 2.7.

2.7. Power Line Conducted Emission Measurement Results

PASS.

The frequency range from 450KHz to 30 MHz is investigated.

Date of Test ¡ G	Feb 26,2003	Temperature ¡ G	22 ¢ J
EUT ¡ G	Energy Saving Lamp	Humidity ¡ G	50 ¢ H
Model No. ¡ G	CFLE 13 T/L/827/840/865	Test Mode ¡ G	On
Test Engineer ¡ G	LAKE		

Test Line	Frequency MHz	Emission Level dB(µV)	Limits dB(µV)	Margin dB(µV)
Va	**0.450**	**39.40**	**48.00**	**8.60**
	0.505	37.10	48.00	10.90
Vb	0.450	38.70	48.00	9.30
	0.495	37.40	48.00	10.60

Remark1: All reading are Quasi-Peak Values.
Remark2: The worst emission is detected at 0.450MHz with corrected signal level of 39.40dBµV (limit is 48.00dB(µV)), When the Va of the EUT is connected to LISN.

Reviewer: Martin Lu

Date of Test ¡ G	Feb 26,2003	Temperature ¡ G	22 ¢ J
EUT ¡ G	Energy Saving Lamp	Humidity ¡ G	50 ¢ H
Model No. ¡ G	CFLE 15 T/L/827/840/865	Test Mode ¡ G	On
Test Engineer ¡ G	LAKE		

Test Line	Frequency MHz	Emission Level dB(μV)	Limits dB(μV)	Margin dB(μV)
Va	0.450	34.10	48.00	13.90
	0.560	37.60	48.00	10.40
Vb	**0.550**	**38.00**	**48.00**	**10.00**
	0.610	35.50	48.00	12.50

Remark1: All reading are Quasi-Peak Values.
Remark2: The worst emission is detected at 0.550MHz with corrected signal level of 38.00dBμV (limit is 48.00dB(μV)), When the Vb of the EUT is connected to LISN.

Reviewer: Martin Lu

Date of Test ¡ G	Feb 26,2003	Temperature ¡ G	22 ¢ J
EUT ¡ G	Energy Saving Lamp	Humidity ¡ G	50 ¢ H
Model No. ¡ G	CFLE 18 T/L/827/840/865	Test Mode ¡ G	On
Test Engineer ¡ G	LAKE		

Test Line	Frequency MHz	Emission Level dB(μV)	Limits dB(μV)	Margin dB(μV)
Va	0.450	35.70	48.00	12.30
	0.505	34.40	48.00	13.60
	0.595	37.00	48.00	11.00
Vb	0.450	35.60	48.00	12.40
	0.470	35.70	48.00	12.30
	0.605	**37.60**	**48.00**	**10.40**

Remark1: All reading are Quasi-Peak Values.
Remark2: The worst emission is detected at 0.605MHz with corrected signal level of 37.60dBμV (limit is 48.00dB(μV)), When the Vb of the EUT is connected to LISN.

Reviewer: Martin Lu

Date of Test ¡ G	Feb 26,2003	Temperature ¡ G	22 ¢ J
EUT ¡ G	Energy Saving Lamp	Humidity ¡ G	50 ¢ H
Model No. ¡ G	CFLE 20 T/L/827/840/865	Test Mode ¡ G	On
Test Engineer ¡ G	LAKE		

Test Line	Frequency MHz	Emission Level dB(μV)	Limits dB(μV)	Margin dB(μV)
Va	0.475	35.40	48.00	12.60
	0.650	33.50	48.00	14.50
	1.960	34.50	48.00	13.50
Vb	0.450	34.20	48.00	13.80
	0.570	34.60	48.00	13.40
	0.795	**38.80**	**48.00**	**9.20**

Remark1: All reading are Quasi-Peak Values.
Remark2: The worst emission is detected at 0.795MHz with corrected signal level of 38.80dBμV (limit is 48.00dB(μV)), When the Vb of the EUT is connected to LISN.

Reviewer: Martin Lu

Date of Test ¡ G	Feb 26,2003	Temperature ¡ G	22 ¢ J
EUT ¡ G	Energy Saving Lamp	Humidity ¡ G	50 ¢ H
Model No. ¡ G	CFLE 23 T/L/827/840/865	Test Mode ¡ G	On
Test Engineer ¡ G	LAKE		

Test Line	Frequency MHz	Emission Level dB(μV)	Limits dB(μV)	Margin dB(μV)
Va	**0.525**	**37.70**	**48.00**	**10.30**
	3.240	35.40	48.00	12.60
	4.200	33.00	48.00	15.00
Vb	0.460	34.80	48.00	13.20
	0.515	35.40	48.00	12.60

Remark1: All reading are Quasi-Peak Values.
Remark2: The worst emission is detected at 0.525MHz with corrected signal level of 37.70dBμV (limit is 48.00dB(μV)), When the Va of the EUT is connected to LISN.

Reviewer: Martin Lu

Date of Test ¡ G	Feb 26,2003	Temperature ¡ G	22 ¢ J
EUT ¡ G	Energy Saving Lamp	Humidity ¡ G	50 ¢ H
Model No. ¡ G	CFLE 26 T/L/827/840/865	Test Mode ¡ G	On
Test Engineer ¡ G	LAKE		

Test Line	Frequency MHz	Emission Level dB(μV)	Limits dB(μV)	Margin dB(μV)
Va	0.455	38.00	48.00	10.00
	0.545	37.70	48.00	10.30
Vb	**0.470**	**40.60**	**48.00**	**7.40**
	0.515	40.30	48.00	7.70
	0.600	36.20	48.00	11.80

Remark1: All reading are Quasi-Peak Values.
Remark2: The worst emission is detected at 0.470MHz with corrected signal level of 40.60dBμV (limit is 48.00dB(μV)), When the Vb of the EUT is connected to LISN.

Reviewer: Martin Lu

Date of Test ¡ G	Feb 26,2003	Temperature ¡ G	22 ¢ J
EUT ¡ G	Energy Saving Lamp	Humidity ¡ G	50 ¢ H
Model No. ¡ G	CFLE 13 T/C/L/827/840/865	Test Mode ¡ G	On
Test Engineer ¡ G	LAKE		

Test Line	Frequency MHz	Emission Level dB(μV)	Limits dB(μV)	Margin dB(μV)
Va	0.450	39.20	48.00	8.80
	0.495	37.10	48.00	10.90
	0.590	37.10	48.00	10.90
Vb	**0.450**	**39.60**	**48.00**	**8.40**
	0.485	37.90	48.00	10.10
	0.540	37.40	48.00	10.60

Remark1: All reading are Quasi-Peak Values.
Remark2: The worst emission is detected at 0.450MHz with corrected signal level of 39.60dBμV (limit is 48.00dB(μV)), When the Vb of the EUT is connected to LISN.

Reviewer: Martin Lu

Date of Test ¡ G	Feb 26,2003	Temperature ¡ G	22 ¢ J
EUT ¡ G	Energy Saving Lamp	Humidity ¡ G	50 ¢ H
Model No. ¡ G	CFLE 15 T/C/L/827/840/865	Test Mode ¡ G	On
Test Engineer ¡ G	LAKE		

Test Line	Frequency MHz	Emission Level dB(μV)	Limits dB(μV)	Margin dB(μV)
Va	0.510	36.30	48.00	11.70
	0.840	35.00	48.00	13.00
Vb	0.515	37.00	48.00	11.00
	0.635	**38.90**	**48.00**	**9.10**

Remark1: All reading are Quasi-Peak Values.
Remark2: The worst emission is detected at 0.635MHz with corrected signal level of 38.90dBμV (limit is 48.00dB(μV)), When the Vb of the EUT is connected to LISN.

Reviewer: Martin Lu

Date of Test ¡ G	Feb 26,2003	Temperature ¡ G	22 ¢ J
EUT ¡ G	Energy Saving Lamp	Humidity ¡ G	50 ¢ H
Model No. ¡ G	CFLE 18 T/C/L/827/840/865	Test Mode ¡ G	On
Test Engineer ¡ G	LAKE		

Test Line	Frequency MHz	Emission Level dB(μV)	Limits dB(μV)	Margin dB(μV)
Va	0.450	38.20	48.00	9.80
	0.515	36.20	48.00	11.80
	0.800	32.50	48.00	15.50
Vb	**0.450**	**38.80**	**48.00**	**9.20**
	0.505	37.50	48.00	10.50
	0.595	33.80	48.00	14.20

Remark1: All reading are Quasi-Peak Values.
Remark2: The worst emission is detected at 0.450MHz with corrected signal level of 38.80dBμV (limit is 48.00dB(μV)), When the Vb of the EUT is connected to LISN.

Reviewer: Martin Lu

Date of Test ¡ G	Feb 26,2003	Temperature ¡ G	22 ¢ J
EUT ¡ G	Energy Saving Lamp	Humidity ¡ G	50 ¢ H
Model No. ¡ G	CFLE 20 T/C/L/827/840/865	Test Mode ¡ G	On
Test Engineer ¡ G	LAKE		

Test Line	Frequency MHz	Emission Level dB(μV)	Limits dB(μV)	Margin dB(μV)
Va	**0.450**	**38.30**	**48.00**	**9.70**
	0.460	37.80	48.00	10.20
	0.790	35.30	48.00	12.70
Vb	0.450	37.00	48.00	11.00
	0.495	34.90	48.00	13.10
	0.670	33.60	48.00	14.40

Remark1: All reading are Quasi-Peak Values.
Remark2: The worst emission is detected at 0.450MHz with corrected signal level of 38.30dBμV (limit is 48.00dB(μV)), When the Va of the EUT is connected to LISN.

Reviewer: Martin Lu

Date of Test ¡ G	Feb 26,2003	Temperature ¡ G	22 ¢ J
EUT ¡ G	Energy Saving Lamp	Humidity ¡ G	50 ¢ H
Model No. ¡ G	CFLE 23 T/C/L/827/840/865	Test Mode ¡ G	On
Test Engineer ¡ G	LAKE		

Test Line	Frequency MHz	Emission Level dB(μV)	Limits dB(μV)	Margin dB(μV)
Va	0.475	40.10	48.00	7.90
	0.505	37.70	48.00	10.30
	0.555	39.30	48.00	8.70
	0.680	37.30	48.00	10.70
Vb	0.460	40.10	48.00	7.90
	0.525	**41.20**	**48.00**	**6.80**
	0.565	39.00	48.00	9.00
	0.620	38.30	48.00	9.70

Remark1: All reading are Quasi-Peak Values.
Remark2: The worst emission is detected at 0.525MHz with corrected signal level of 41.20dBμV (limit is 48.00dB(μV)), When the Vb of the EUT is connected to LISN.

Reviewer: Martin Lu

Date of Test ¡ G	Feb 26,2003	Temperature ¡ G	22 ¢ J
EUT ¡ G	Energy Saving Lamp	Humidity ¡ G	50 ¢ H
Model No. ¡ G	CFLE 26 T/C/L/827/840/865	Test Mode ¡ G	On
Test Engineer ¡ G	LAKE		

Test Line	Frequency MHz	Emission Level dB(μV)	Limits dB(μV)	Margin dB(μV)
Va	0.465	37.60	48.00	10.40
	0.580	**37.80**	**48.00**	**10.20**
	0.655	36.80	48.00	11.20
Vb	0.455	34.30	48.00	13.70
	0.560	37.10	48.00	10.90
	0.630	36.40	48.00	11.60

Remark1: All reading are Quasi-Peak Values.
Remark2: The worst emission is detected at 0.580MHz with corrected signal level of 37.80dBμV (limit is 48.00dB(μV)), When the Va of the EUT is connected to LISN.

Reviewer: Martin Lu

Date of Test ¡ G	Feb 26,2003	Temperature ¡ G	22 ¢ J
EUT ¡ G	Energy Saving Lamp	Humidity ¡ G	50 ¢ H
Model No. ¡ G	CFLE 18 G/L/827/840/865	Test Mode ¡ G	On
Test Engineer ¡ G	LAKE		

Test Line	Frequency MHz	Emission Level dB(μV)	Limits dB(μV)	Margin dB(μV)
Va	0.450	36.70	48.00	11.30
	0.505	35.40	48.00	12.60
Vb	0.450	35.20	48.00	12.80
	0.485	**37.80**	**48.00**	**10.20**
	0.530	33.80	48.00	14.20

Remark1: All reading are Quasi-Peak Values.
Remark2: The worst emission is detected at 0.485MHz with corrected signal level of 37.80dBμV (limit is 48.00dB(μV)), When the Vb of the EUT is connected to LISN.

Reviewer: Martin Lu

Date of Test ¡ G	Feb 26,2003	Temperature ¡ G	22 ¢ J
EUT ¡ G	Energy Saving Lamp	Humidity ¡ G	50 ¢ H
Model No. ¡ G	CFLE 20 G/L/827/840/865	Test Mode ¡ G	On
Test Engineer ¡ G	LAKE		

Test Line	Frequency MHz	Emission Level dB(μV)	Limits dB(μV)	Margin dB(μV)
Va	0.450	37.80	48.00	10.20
	0.480	**38.80**	**48.00**	**9.20**
	1.410	35.00	48.00	13.00
Vb	0.450	35.10	48.00	12.90
	0.480	37.90	48.00	10.10
	0.620	34.70	48.00	13.30

Remark1: All reading are Quasi-Peak Values.
Remark2: The worst emission is detected at 0.480MHz with corrected signal level of 38.80dBμV (limit is 48.00dB(μV)), When the Va of the EUT is connected to LISN.

Reviewer: Martin Lu

Date of Test ¡ G	Feb 26,2003	Temperature ¡ G	22 ¢ J
EUT ¡ G	Energy Saving Lamp	Humidity ¡ G	50 ¢ H
Model No. ¡ G	CFLE 23 G/L/827/840/865	Test Mode ¡ G	On
Test Engineer ¡ G	LAKE		

Test Line	Frequency MHz	Emission Level dB(µV)	Limits dB(µV)	Margin dB(µV)
Va	**0.456**	**37.30**	**48.00**	**10.70**
	0502	37.10	48.00	10.90
	3.808	32.00	48.00	16.00
	30.000	31.40	48.00	16.60
Vb	0.450	35.90	48.00	12.10
	0.530	37.20	48.00	10.80
	0.805	34.20	48.00	13.80

Remark1: All reading are Quasi-Peak Values.
Remark2: The worst emission is detected at 0.456MHz with corrected signal level of 37.30dBµV (limit is 48.00dB(µV)), When the Va of the EUT is connected to LISN.

Reviewer: Martin Lu

2.8. Plot of Conducted Emissions Test Data

Please refer to the Appendix A.

3. RADIATED EMISSION MEASUREMENT

3.1. Test Equipment

The following test equipments are used during the radiated emission measurement:

3.1.1. For Anechoic Chamber

Item	Equipment	Manufacturer	Model No.	Serial No.	Last Cal.	Cal. Interval
1.	Spectrum Analyzer	ANRITSU	MS2661C	6200140915	Jun 01, 2002	1 Year
2.	Test Receiver	Rohde & Schwarz	ESCS30	828985/018	Jun 01, 2002	1 Year
3.	Bilog Antenna	Schwarzbeck	VULB9163	142	Jun 01, 2002	1 Year
4.	50 Coaxial Switch	Anritsu Corp	MP59B	6100237248	Jun 01, 2002	1 Year
5.	EMI Power Line Filter	DUOJI EME	FNF 201 B16	N/A	Jun 01, 2002	1 Year
6.	EMI Power Line Filter	JIANLI	DL-40C	N/A	Jun 01, 2002	1 Year
7.	Cable	Schwarzbeck	AK9513	ACRX1	Jun 01, 2002	1 Year
8.	Cable	Rosenberger	N/A	FP2RX2	Jun 01, 2002	1 Year
9.	Cable	Schwarzbeck	AK9513	CRPX1	Jun 01, 2002	1 Year
10.	Cable	Schwarzbeck	AK9513	CRRX2	Jun 01, 2002	1 Year

3.2. Block Diagram of Test Setup

3.2.1. Block diagram of the EUT

AC Mains

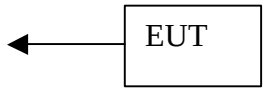

(EUT: ENERGY SAVING LAMP)

3.2.2. Anechoic Chamber Test Setup Diagram

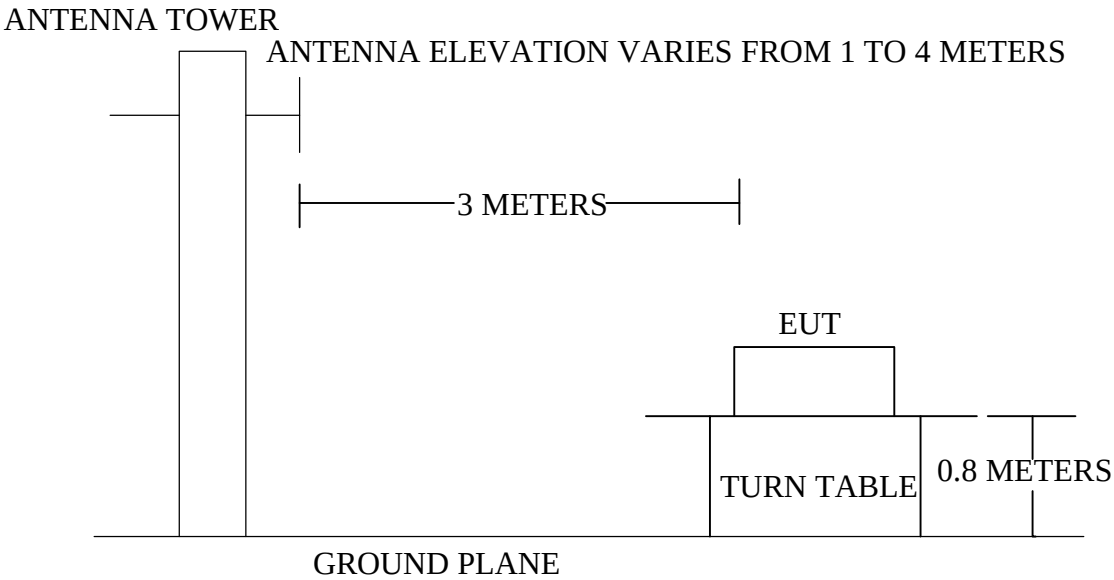

3.3. Radiated Emission Limit

FREQUENCY MHz	DISTANCE Meters	FIELD STRENGTHS LIMIT	
		μV/m	dB(μV)/m
30 ~ 88	3	100	40.0
88 ~ 216	3	150	43.5
216 ~ 1000	3	200	46.0

Remark ¡ (1) Emission level (dB)μV = 20 log Emission level μV/m
(2) The smaller limit shall apply at the cross point between two frequency bands.
(3) Distance is the distance in meters between the measuring instrument, antenna and the closest point of any part of the device or system.

3.4. EUT Configuration on Measurement

The following equipment are installed on Radiated Emission Measurement to meet the commission requirements and operating regulations in a manner which tends to maximize its emission characteristics in normal application.

3.4.1. Energy Saving Lamp(EUT)

Model Number: CFLE 13 T/L/827/840/865,CFLE 15 T/L/827/840/865
CFLE 18 T/L/827/840/865,CFLE 20 T/L/827/840/865
CFLE 23 T/L/827/840/865,CFLE 26 T/L/827/840/865
CFLE 13 T/C/L/827/840/865,CFLE 15 T/C/L/827/840/865
CFLE 18 T/C/L/827/840/865,CFLE 20 T/C/L/827/840/865
CFLE 23 T/C/L/827/840/865,CFLE 26 T/C/L/827/840/865
CFLE 18 G/L/827/840/865,CFLE 20 G/L/827/840/865
CFLE 23 G/L/827/840/865

Serial Number : N/A

3.5. Operating Condition of EUT

1. Setup the EUT as shown in Section 3.2.
2. Let the the EUT work in test mode (On) and measure it.

3.6. Test Procedure

EUT and its simulators are placed on a turn table, which is 0.8 meter high above ground. The turn table can rotate 360 degrees to determine the position of the maximum emission level. EUT is set 3.0 meters away from the receiving antenna, which is mounted on a antenna tower. The antenna can be moved up and down between 1.0 meter and 4 meters to find out the maximum emission level. Broadband antenna (calibrated bilog antenna) is used as receiving antenna. Both horizontal and vertical polarization of the antenna are set on measurement. In order to find the maximum emission levels, all of the interface cables must be manipulated according to MP-5 during radiated emission test. The bandwidth of the EMI test receiver (R&S ESCS30) is set at 120KHz.

The frequency range from 30MHz to 1000MHz is checked.

The test mode (On) is tested in chamber

3.7. Radiated Emission Noise Measurement Result

PASS.
The frequency range from 30MHz to 1000MHz is investigated.

Date of Test :	Feb 28, 2003	Temperature :	22 ¢ J
EUT :	Energy Saving Lamp	Humidity :	50 ¢ H
Model No. :	CFLE 13 T/L/827/840/865	Test Engineer :	Lake
Test Mode :	on		

Polarization	Frequency MHz	Emission Level dBμV/m	Limits dBμV/m	Margin dBμV/m
Horizontal	**31.940**	**18.08**	**40.00**	**21.92**
	93.050	18.20	43.50	25.48
	100.810	19.14	43.50	24.36
Vertical	**31.940**	**16.22**	**40.00**	**23.78**
	93.050	17.90	43.50	25.60
	100.810	19.50	43.50	24.00

Remark: 1. All readings are Quasi-Peak values.
2. The worst emission at horizontal polarization was detected at 31.940MHz with corrected signal level of 18.08dBμV/m (limit is 40.00 dBμV/m).
3. The worst emission at vertical polarization was detected at 31.940MHz with corrected signal level of 16.22dBμV/m (limit is 40.00 dBμV/m).

Reviewer **:** Martin Lu

Date of Test :	Feb 28, 2003	Temperature :	22 ¢ J
EUT :	Energy Saving Lamp	Humidity :	50 ¢ H
Model No. :	CFLE 15 T/L/827/840/865	Test Engineer :	Lake
Test Mode :	on		

Polarization	Frequency MHz	Emission Level dBμV/m	Limits dBμV/m	Margin dBμV/m
Horizontal	**33.880**	**19.58**	**40.00**	**20.42**
	71.710	15.95	40.00	24.05
	105.660	17.87	43.50	25.63
Vertical	**35.820**	**18.04**	**40.00**	**21.96**
	73.650	15.65	40.00	24.35
	100.810	19.55	43.50	23.95

Remark: 1. All readings are Quasi-Peak values.
2. The worst emission at horizontal polarization was detected at 33.880MHz with corrected signal level of 19.58dBμV/m (limit is 40.00 dBμV/m).
3. The worst emission at vertical polarization was detected at 35.820MHz with corrected signal level of 18.04dBμV/m (limit is 40.00 dBμV/m).

Reviewer : Martin Lu

Date of Test :	Feb 28, 2003	Temperature :	22 ¢ J
EUT :	Energy Saving Lamp	Humidity :	50 ¢ H
Model No. :	CFLE 18 T/L/827/840/865	Test Engineer :	Lake
Test Mode :	on		

Polarization	Frequency MHz	Emission Level dBμV/m	Limits dBμV/m	Margin dBμV/m
Horizontal	**31.940**	**17.64**	**40.00**	**22.36**
	103.720	19.53	43.50	23.97
Vertical	31.940	15.17	40.00	24.83
	67.830	**16.44**	**40.00**	**23.56**
	105.660	18.92	43.50	24.58

Remark: 1. All readings are Quasi-Peak values.
2. The worst emission at horizontal polarization was detected at 31.940MHz with corrected signal level of 17.64dBμV/m (limit is 40.00 dBμV/m).
3. The worst emission at vertical polarization was detected at 67.830MHz with corrected signal level of 16.44dBμV/m (limit is 40.00 dBμV/m).

Reviewer : Martin Lu

Date of Test :	Feb 28, 2003	Temperature :	22 ¢ J
EUT :	Energy Saving Lamp	Humidity :	50 ¢ H
Model No. :	CFLE 20 T/L/827/840/865	Test Engineer :	Lake
Test Mode :	on		

Polarization	Frequency MHz	Emission Level dBμV/m	Limits dBμV/m	Margin dBμV/m
Horizontal	**35.820**	**19.08**	**40.00**	**20.92**
	94.990	18.69	43.50	24.81
	103.720	18.04	43.50	25.46
Vertical	**30.000**	**19.80**	**40.00**	**20.20**
	91.110	18.84	43.50	24.66
	100.810	19.85	43.50	23.65

Remark: 1. All readings are Quasi-Peak values.
2. The worst emission at horizontal polarization was detected at 35.820MHz with corrected signal level of 19.08dBμV/m (limit is 40.00 dBμV/m).
3. The worst emission at vertical polarization was detected at 30.000MHz with corrected signal level of 19.80dBμV/m (limit is 40.00 dBμV/m).

Reviewer : Martin Lu

Date of Test :	Feb 28, 2003	Temperature :	22 ¢ J
EUT :	Energy Saving Lamp	Humidity :	50 ¢ H
Model No. :	CFLE 23 T/L/827/840/865	Test Engineer :	Lake
Test Mode :	on		

Polarization	Frequency MHz	Emission Level dBμV/m	Limits dBμV/m	Margin dBμV/m
Horizontal	**35.820**	**17.94**	**40.00**	**22.06**
	93.050	17.11	43.50	26.39
	107.600	17.22	43.50	26.28
	120.210	14.71	43.50	28.79
Vertical	**63.950**	**14.55**	**40.00**	**25.45**
	93.050	17.81	43.50	25.69
	109.540	17.51	43.50	25.99

Remark: 1. All readings are Quasi-Peak values.
2. The worst emission at horizontal polarization was detected at 35.820MHz with corrected signal level of 17.94dBμV/m (limit is 40.00 dBμV/m).
3. The worst emission at vertical polarization was detected at 63.950MHz with corrected signal level of 14.55dBμV/m (limit is 40.00 dBμV/m).

Reviewer : Martin Lu

Date of Test :	Feb 28, 2003	Temperature :	22 ¢ J
EUT :	Energy Saving Lamp	Humidity :	50 ¢ H
Model No. :	CFLE 26 T/L/827/840/865	Test Engineer :	Lake
Test Mode :	on		

Polarization	Frequency MHz	Emission Level dBμV/m	Limits dBμV/m	Margin dBμV/m
Horizontal	**33.880**	**20.23**	**40.00**	**19.77**
	98.870	18.64	43.50	24.86
	111.480	18.64	43.50	25.57
Vertical	**30.000**	**21.12**	**40.00**	**18.88**
	91.110	17.74	43.50	25.76
	103.720	20.40	43.50	23.10

Remark: 1. All readings are Quasi-Peak values.
2. The worst emission at horizontal polarization was detected at 33.880MHz with corrected signal level of 20.23dBμV/m (limit is 40.00 dBμV/m).
3. The worst emission at vertical polarization was detected at 30.000MHz with corrected signal level of 21.12dBμV/m (limit is 40.00 dBμV/m).

Reviewer : Martin Lu

Date of Test :	Feb 28, 2003	Temperature :	22 ¢ J
EUT :	Energy Saving Lamp	Humidity :	50 ¢ H
Model No. :	CFLE 13 T/C/L/827/840/865	Test Engineer :	Lake
Test Mode :	on		

Polarization	Frequency MHz	Emission Level dBμV/m	Limits dBμV/m	Margin dBμV/m
Horizontal	**46.490**	**18.85**	**40.00**	**21.15**
	94.990	18.67	43.50	24.83
	100.810	20.37	43.50	23.13
Vertical	33.880	12.87	40.00	27.13
	67.830	**16.76**	**40.00**	**23.24**
	96.930	19.11	43.50	24.39

Remark: 1. All readings are Quasi-Peak values.
2. The worst emission at horizontal polarization was detected at 46.490MHz with corrected signal level of 18.85dBμV/m (limit is 40.00 dBμV/m).
3. The worst emission at vertical polarization was detected at 67.830MHz with corrected signal level of 16.76dBμV/m (limit is 40.00 dBμV/m).

Reviewer : Martin Lu

Date of Test :	Feb 28, 2003	Temperature :	22 ¢ J
EUT :	Energy Saving Lamp	Humidity :	50 ¢ H
Model No. :	CFLE 15 T/C/L/827/840/865	Test Engineer :	Lake
Test Mode :	on		

Polarization	Frequency MHz	Emission Level dBμV/m	Limits dBμV/m	Margin dBμV/m
Horizontal	**38.730**	**18.75**	**40.00**	**21.25**
	86.260	16.29	40.00	23.71
	109.540	17.44	43.50	26.06
Vertical	**55.220**	**14.34**	**40.00**	**25.66**
	93.050	17.79	43.50	25.71
	111.480	17.58	43.50	25.92

Remark: 1. All readings are Quasi-Peak values.
2. The worst emission at horizontal polarization was detected at 38.730MHz with corrected signal level of 18.75dBμV/m (limit is 40.00 dBμV/m).
3. The worst emission at vertical polarization was detected at 55.220MHz with corrected signal level of 14.34dBμV/m (limit is 40.00 dBμV/m).

Reviewer : Martin Lu

Date of Test :	Feb 28, 2003	Temperature :	22 ¢ J
EUT :	Energy Saving Lamp	Humidity :	50 ¢ H
Model No. :	CFLE 18 T/C/L/827/840/865	Test Engineer :	Lake
Test Mode :	on		

Polarization	Frequency MHz	Emission Level dBμV/m	Limits dBμV/m	Margin dBμV/m
Horizontal	**35.820**	**20.88**	**40.00**	**19.12**
	91.110	18.07	43.50	25.43
	107.600	18.49	43.50	25.01
Vertical	**33.880**	**17.92**	**40.00**	**22.08**
	94.990	18.69	43.50	24.81
	109.540	17.84	43.50	25.66

Remark: 1. All readings are Quasi-Peak values.
2. The worst emission at horizontal polarization was detected at 35.820MHz with corrected signal level of 20.88dBμV/m (limit is 40.00 dBμV/m).
3. The worst emission at vertical polarization was detected at 33.880MHz with corrected signal level of 17.92dBμV/m (limit is 40.00 dBμV/m).

Reviewer : Martin Lu

Date of Test :	Feb 28, 2003	Temperature :	22 ¢ J
EUT :	Energy Saving Lamp	Humidity :	50 ¢ H
Model No. :	CFLE 20 T/C/L/827/840/865	Test Engineer :	Lake
Test Mode :	on		

Polarization	Frequency MHz	Emission Level dBμV/m	Limits dBμV/m	Margin dBμV/m
Horizontal	**40.670**	**18.68**	**40.00**	**21.32**
	93.050	17.93	43.50	25.57
	109.540	17.55	43.50	25.95
Vertical	**33.880**	**15.04**	**40.00**	**24.96**
	98.870	18.33	43.50	25.17
	109.540	17.80	43.50	25.70

Remark: 1. All readings are Quasi-Peak values.
2. The worst emission at horizontal polarization was detected at 40.670MHz with corrected signal level of 18.68dBμV/m (limit is 40.00 dBμV/m).
3. The worst emission at vertical polarization was detected at 33.880MHz with corrected signal level of 15.04dBμV/m (limit is 40.00 dBμV/m).

Reviewer : Martin Lu

Date of Test :	Feb 28, 2003	Temperature :	22 ¢ J
EUT :	Energy Saving Lamp	Humidity :	50 ¢ H
Model No. :	CFLE 23 T/C/L/827/840/865	Test Engineer :	Lake
Test Mode :	on		

Polarization	Frequency MHz	Emission Level dBμV/m	Limits dBμV/m	Margin dBμV/m
Horizontal	**48.430**	**17.00**	**40.00**	**23.00**
	94.990	17.92	43.50	25.58
	94.990	17.63	43.50	25.87
Vertical	**33.880**	**20.75**	**40.00**	**19.25**
	96.930	18.38	43.50	25.12
	118.270	16.69	43.50	26.81

Remark: 1. All readings are Quasi-Peak values.
2. The worst emission at horizontal polarization was detected at 48.430MHz with corrected signal level of 17.00dBμV/m (limit is 40.00 dBμV/m).
3. The worst emission at vertical polarization was detected at 33.880MHz with corrected signal level of 20.75dBμV/m (limit is 40.00 dBμV/m).

Reviewer : Martin Lu

Date of Test :	Feb 28, 2003	Temperature :	22 ¢ J
EUT :	Energy Saving Lamp	Humidity :	50 ¢ H
Model No. :	CFLE 26 T/C/L/827/840/865	Test Engineer :	Lake
Test Mode :	on		

Polarization	Frequency MHz	Emission Level dBμV/m	Limits dBμV/m	Margin dBμV/m
Horizontal	**42.610**	**18.98**	**40.00**	**21.02**
	98.870	18.44	43.50	25.06
	116.330	16.30	43.50	27.20
Vertical	**35.820**	**18.88**	**40.00**	**21.12**
	93.050	19.00	43.50	24.50
	109.540	17.54	43.50	25.96

Remark: 1. All readings are Quasi-Peak values.
2. The worst emission at horizontal polarization was detected at 42.610MHz with corrected signal level of 18.98dBμV/m (limit is 40.00 dBμV/m).
3. The worst emission at vertical polarization was detected at 35.820MHz with corrected signal level of 18.88dBμV/m (limit is 40.00 dBμV/m).

Reviewer : Martin Lu

Date of Test :	Feb 28, 2003	Temperature :	22 ¢ J
EUT :	Energy Saving Lamp	Humidity :	50 ¢ H
Model No. :	CFLE 18 G/L/827/840/865	Test Engineer :	Lake
Test Mode :	on		

Polarization	Frequency MHz	Emission Level dBμV/m	Limits dBμV/m	Margin dBμV/m
Horizontal	**38.730**	**17.60**	**40.00**	**22.40**
	98.870	16.38	43.50	27.12
	116.330	15.73	43.50	27.77
Vertical	**33.880**	**16.87**	**40.00**	**23.13**
	93.050	16.82	43.50	26.68
	109.540	17.87	43.50	25.63

Remark: 1. All readings are Quasi-Peak values.
2. The worst emission at horizontal polarization was detected at 38.730MHz with corrected signal level of 17.60dBμV/m (limit is 40.00 dBμV/m).
3. The worst emission at vertical polarization was detected at 33.880MHz with corrected signal level of 16.87dBμV/m (limit is 40.00 dBμV/m).

Reviewer : Martin Lu

Date of Test :	Feb 28, 2003	Temperature :	22 ¢ J
EUT :	Energy Saving Lamp	Humidity :	50 ¢ H
Model No. :	CFLE 20 G/L/827/840/865	Test Engineer :	Lake
Test Mode :	on		

Polarization	Frequency MHz	Emission Level dBμV/m	Limits dBμV/m	Margin dBμV/m
Horizontal	**38.730**	**20.29**	**40.00**	**19.71**
	88.200	16.99	43.50	26.51
	103.720	18.03	43.50	25.47
Vertical	**35.820**	**18.71**	**40.00**	**21.29**
	96.930	17.62	43.50	25.88
	113.420	16.80	43.50	26.70

Remark: 1. All readings are Quasi-Peak values.
2. The worst emission at horizontal polarization was detected at 38.730MHz with corrected signal level of 20.29dBμV/m (limit is 40.00 dBμV/m).
3. The worst emission at vertical polarization was detected at 35.820MHz with corrected signal level of 18.71dBμV/m (limit is 40.00 dBμV/m).

Reviewer : Martin Lu

Date of Test :	Feb 28, 2003	Temperature :	22 ¢ J
EUT :	Energy Saving Lamp	Humidity :	50 ¢ H
Model No. :	CFLE 23 G/L/827/840/865	Test Engineer :	Lake
Test Mode :	on		

Polarization	Frequency MHz	Emission Level dBμV/m	Limits dBμV/m	Margin dBμV/m
Horizontal	**46.490**	**19.12**	**40.00**	**20.88**
	98.870	18.04	43.50	25.46
	111.480	16.41	43.50	27.09
Vertical	30.000	14.87	40.00	25.13
	88.200	**19.55**	**43.50**	**23.95**
	103.720	17.95	43.50	25.55

Remark: 1. All readings are Quasi-Peak values.
2. The worst emission at horizontal polarization was detected at 46.490MHz with corrected signal level of 19.12dBμV/m (limit is 40.00 dBμV/m).
3. The worst emission at vertical polarization was detected at 88.200MHz with corrected signal level of 19.55dBμV/m (limit is 40.00 dBμV/m).

Reviewer : Martin Lu

APPENDIX A –PLOT OF CONDUCTED EMISSIONS TEST DATA

CONDUCTION EMISSION STANDARD FCC PART18

EUT: Energy Saving Lamp
Manuf: Everlite
Op Cond: On
Operator: Lake
Test Spec: Va 120V/60Hz
Comment: Tem22 Humi50%
M/N:CFLE 13 T/L/827/840/865
Date: 25. Feb 03 17:23

Scan Settings (3 Ranges)

Frequencies			Receiver Settings				
Start	Stop	Step	IF BW	Detector	M-Time	Atten	Preamp
450k	2M	5k	9k	PK	20ms	AUTO LN	OFF
2M	10M	10k	9k	PK	10ms	AUTO LN	OFF
10M	30M	25k	9k	PK	1ms	AUTO LN	OFF

Transducer No.	Start	Stop	Name
1	9k	30M	CONFAC3

Final Measurement: x QP
Meas Time: 1 s
Subranges: 25
Acc Margin: 6dB

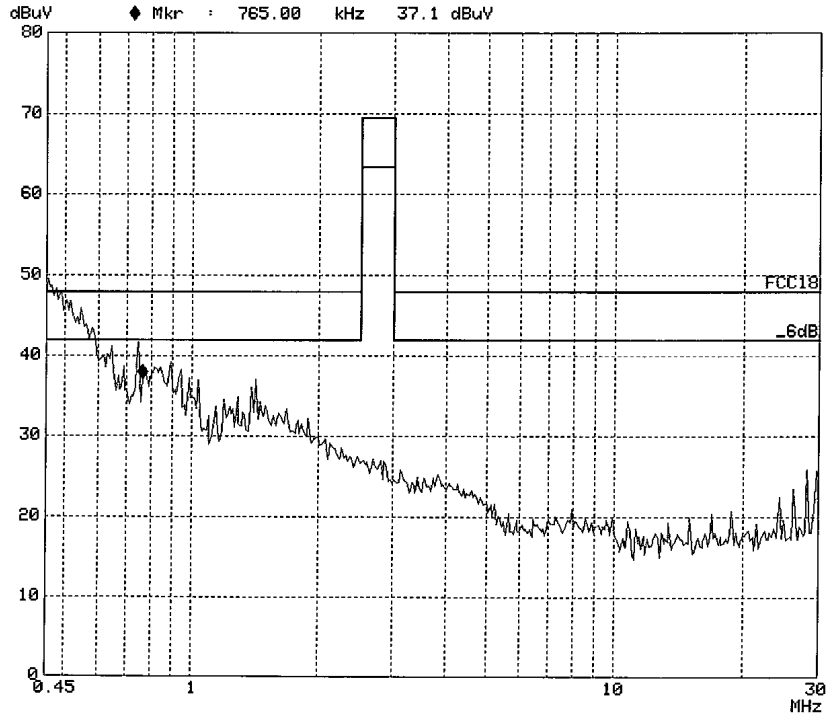

CONDUCTION EMISSION STANDARD FCC PART18

EUT: Energy Saving Lamp
Manuf: Everlite
Op Cond: On
Operator: Lake
Test Spec: Vb 120V/60Hz
Comment: Tem22 Humi50%
M/N:CFLE 13 T/L/827/840/865
Date: 25. Feb 03 17:20

Scan Settings (3 Ranges)

Frequencies			Receiver Settings				
Start	Stop	Step	IF BW	Detector	M-Time	Atten	Preamp
450k	2M	5k	9k	PK	20ms	AUTO LN	OFF
2M	10M	10k	9k	PK	10ms	AUTO LN	OFF
10M	30M	25k	9k	PK	1ms	AUTO LN	OFF

Transducer No.	Start	Stop	Name
1	9k	30M	CONFAC3

Final Measurement: x QP
Meas Time: 1 s
Subranges: 25
Acc Margin: 6dB

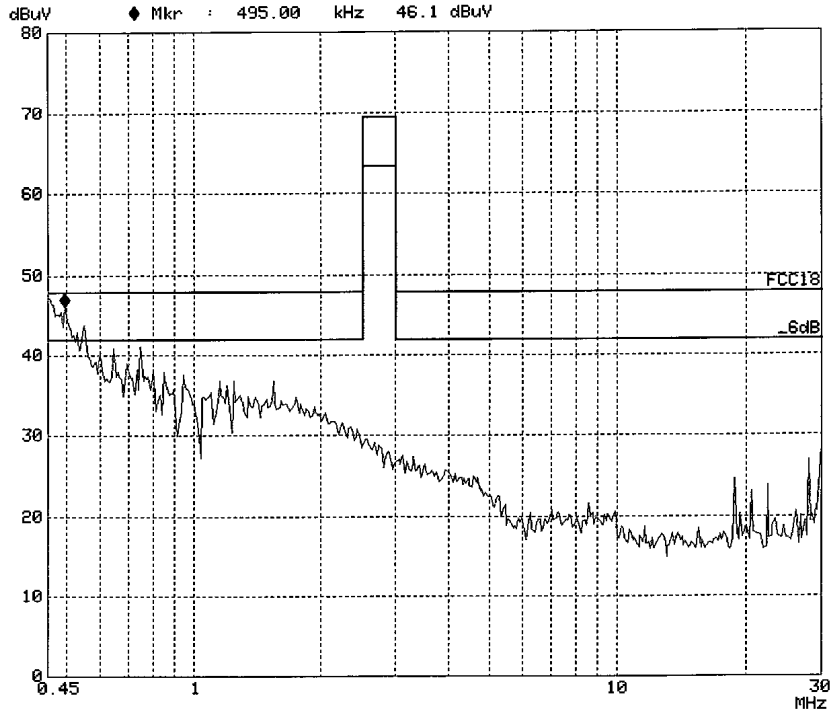

CONDUCTION EMISSION STANDARD FCC PART18

EUT: Energy Saving Lamp
Manuf: Everlite
Op Cond: On
Operator: Lake
Test Spec: Va 120V/60Hz
Comment: Tem22 Humi50%
M/N:CFLE 15 T/L/827/840/865
Date: 25. Feb 03 17:25

Scan Settings (3 Ranges)

Frequencies			Receiver Settings				
Start	Stop	Step	IF BW	Detector	M-Time	Atten	Preamp
450k	2M	5k	9k	PK	20ms	AUTO LN	OFF
2M	10M	10k	9k	PK	10ms	AUTO LN	OFF
10M	30M	25k	9k	PK	1ms	AUTO LN	OFF

Transducer No.	Start	Stop	Name
1	9k	30M	CONFAC3

Final Measurement: x QP
Meas Time: 1 s
Subranges: 25
Acc Margin: 6dB

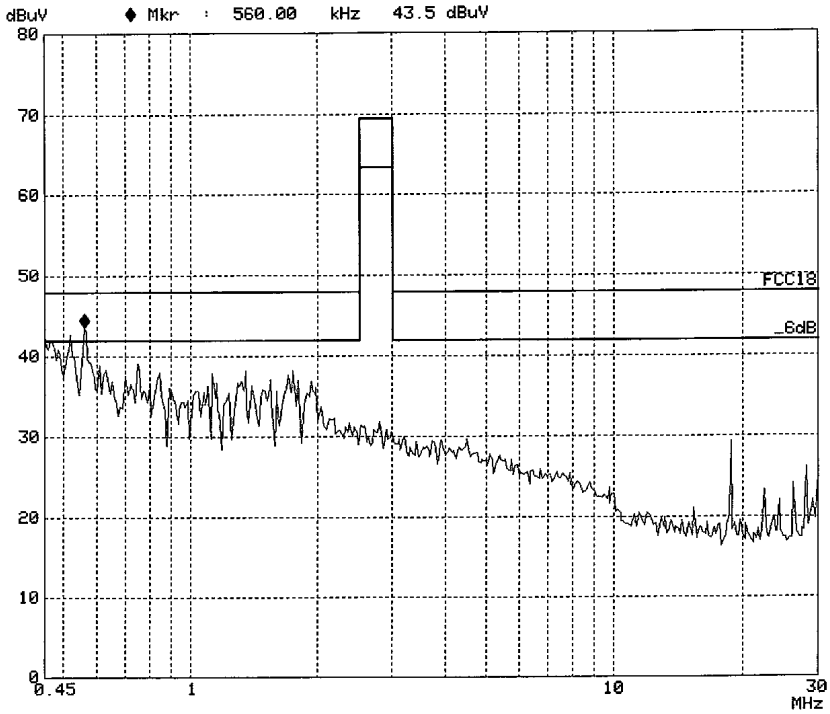

CONDUCTION EMISSION STANDARD FCC PART18

EUT: Energy Saving Lamp
Manuf: Everlite
Op Cond: On
Operator: Lake
Test Spec: Vb 120V/60Hz
Comment: Tem22 Humi50%
M/N:CFLE 15 T/L/827/840/865
Date: 25. Feb 03 17:28

Scan Settings (3 Ranges)

Frequencies			Receiver Settings				
Start	Stop	Step	IF BW	Detector	M-Time	Atten	Preamp
450k	2M	5k	9k	PK	20ms	AUTO LN	OFF
2M	10M	10k	9k	PK	10ms	AUTO LN	OFF
10M	30M	25k	9k	PK	1ms	AUTO LN	OFF

Transducer No.	Start	Stop	Name
1	9k	30M	CONFAC3

Final Measurement: x QP
Meas Time: 1 s
Subranges: 25
Acc Margin: 6dB

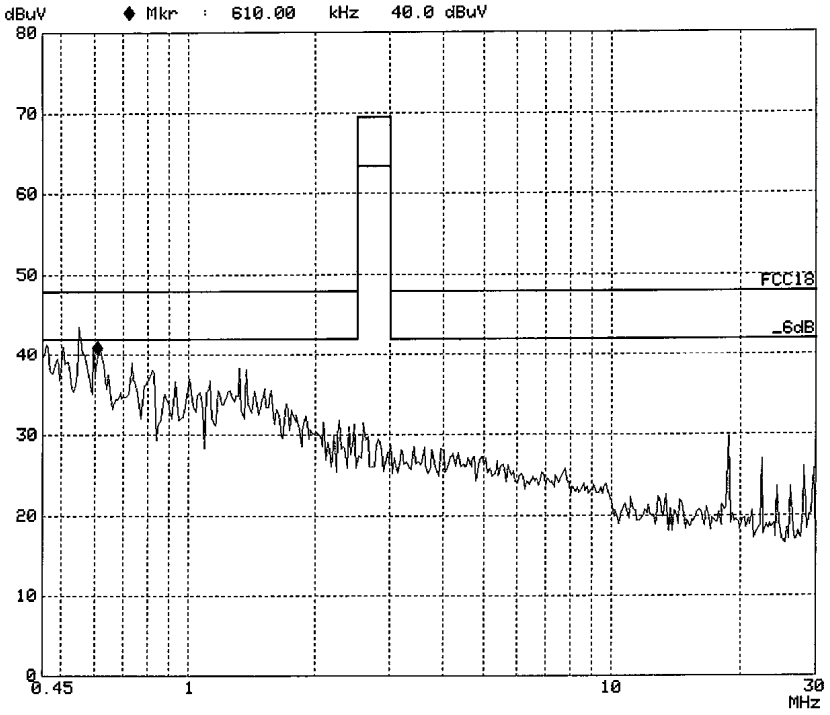

CONDUCTION EMISSION STANDARD FCC PART18

EUT: Energy Saving Lamp
Manuf: Everlite
Op Cond: On
Operator: Lake
Test Spec: Va 120V/60Hz
Comment: Tem22 Humi50%
M/N:CFLE 18 T/L/827/840/865
Date: 25. Feb 03 17:35

Scan Settings (3 Ranges)

Frequencies			Receiver Settings				
Start	Stop	Step	IF BW	Detector	M-Time	Atten	Preamp
450k	2M	5k	9k	PK	20ms	AUTO LN	OFF
2M	10M	10k	9k	PK	10ms	AUTO LN	OFF
10M	30M	25k	9k	PK	1ms	AUTO LN	OFF

Transducer No.	Start	Stop	Name
1	9k	30M	CONFAC3

Final Measurement: x QP
Meas Time: 1 s
Subranges: 25
Acc Margin: 6dB

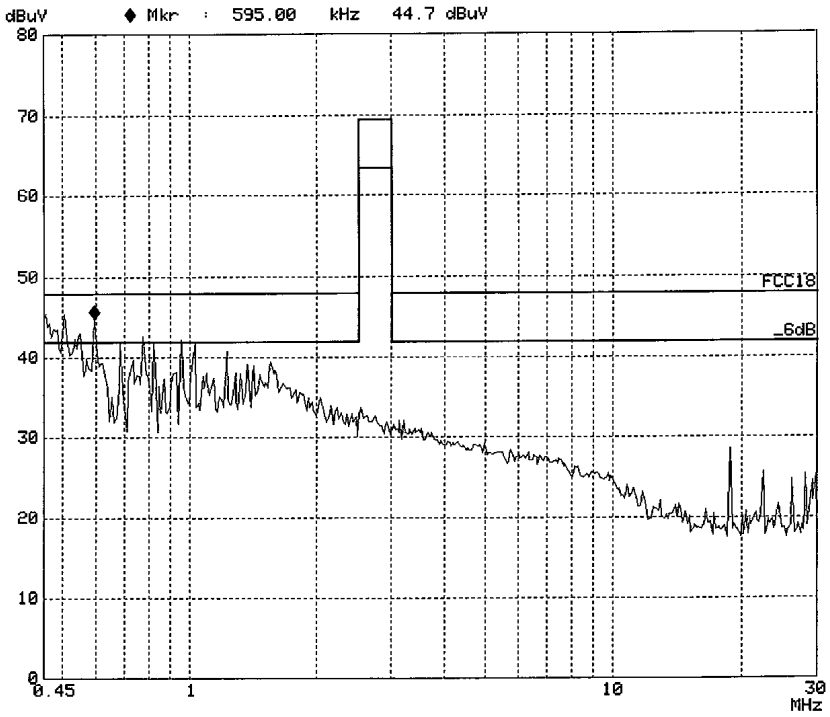

CONDUCTION EMISSION STANDARD FCC PART18

EUT: Energy Saving Lamp
Manuf: Everlite
Op Cond: On
Operator: Lake
Test Spec: Vb 120V/60Hz
Comment: Tem22 Humi50%
M/N:CFLE 18 T/L/827/840/865
Date: 25. Feb 03 17:31

Scan Settings (3 Ranges)

Frequencies			Receiver Settings				
Start	Stop	Step	IF BW	Detector	M-Time	Atten	Preamp
450k	2M	5k	9k	PK	20ms	AUTO LN	OFF
2M	10M	10k	9k	PK	10ms	AUTO LN	OFF
10M	30M	25k	9k	PK	1ms	AUTO LN	OFF

Transducer No.	Start	Stop	Name
1	9k	30M	CONFAC3

Final Measurement: x QP
Meas Time: 1 s
Subranges: 25
Acc Margin: 6dB

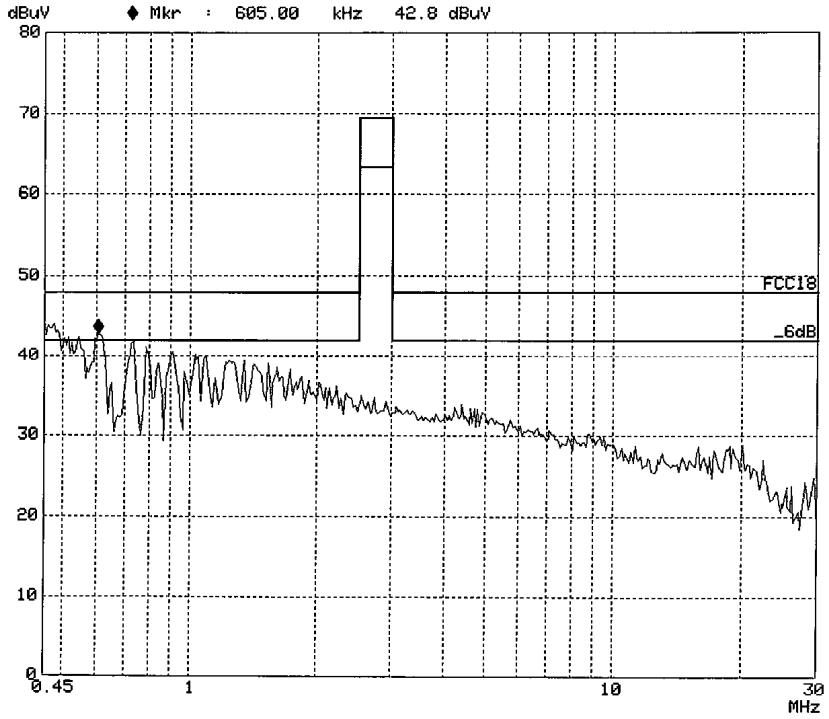

CONDUCTION EMISSION STANDARD FCC PART18

EUT:	Energy Saving Lamp
Manuf:	Everlite
Op Cond:	On
Operator:	Lake
Test Spec:	Va 120V/60Hz
Comment:	Tem22 Humi50%
	M/N:CFLE 20 T/L/827/840/865
Date:	26. Feb 03 11:14

Scan Settings (3 Ranges)

Frequencies			Receiver Settings				
Start	Stop	Step	IF BW	Detector	M-Time	Atten	Preamp
450k	2M	5k	9k	PK	20ms	AUTO LN	OFF
2M	10M	10k	9k	PK	10ms	AUTO LN	OFF
10M	30M	25k	9k	PK	1ms	AUTO LN	OFF

Transducer No.	Start	Stop	Name
1	9k	30M	CONFAC3

Final Measurement: x QP
Meas Time: 1 s
Subranges: 25
Acc Margin: 6dB

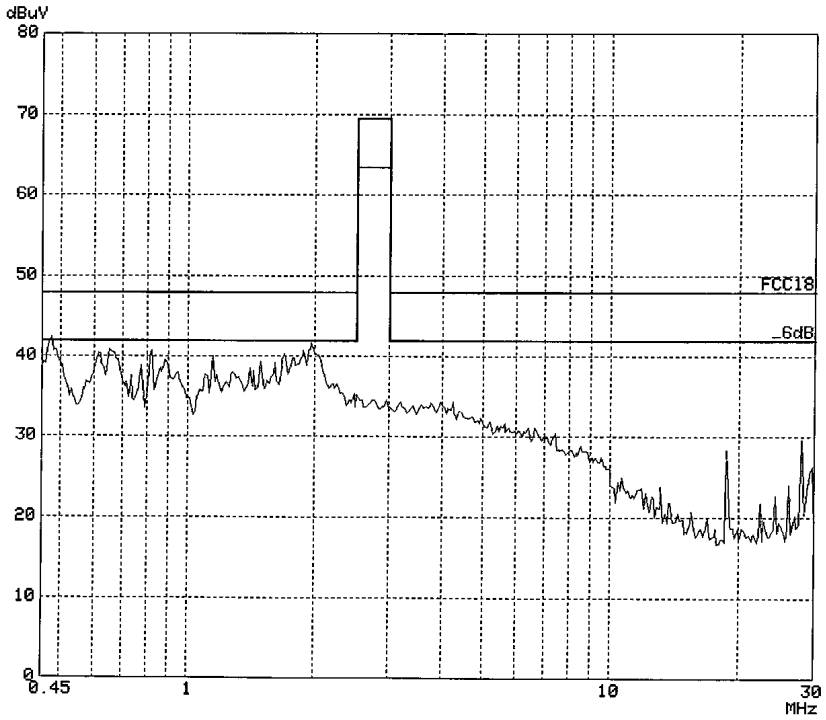

CONDUCTION EMISSION STANDARD FCC PART18

EUT: Energy Saving Lamp
Manuf: Everlite
Op Cond: On
Operator: Lake
Test Spec: Vb 120V/60Hz
Comment: Tem22 Humi50%
M/N:CFLE 20 T/L/827/840/865
Date: 26. Feb 03 11:16

Scan Settings (3 Ranges)

Frequencies			Receiver Settings				
Start	Stop	Step	IF BW	Detector	M-Time	Atten	Preamp
450k	2M	5k	9k	PK	20ms	AUTO LN	OFF
2M	10M	10k	9k	PK	10ms	AUTO LN	OFF
10M	30M	25k	9k	PK	1ms	AUTO LN	OFF

Transducer No.	Start	Stop	Name
1	9k	30M	CONFAC3

Final Measurement: x QP
Meas Time: 1 s
Subranges: 25
Acc Margin: 6dB

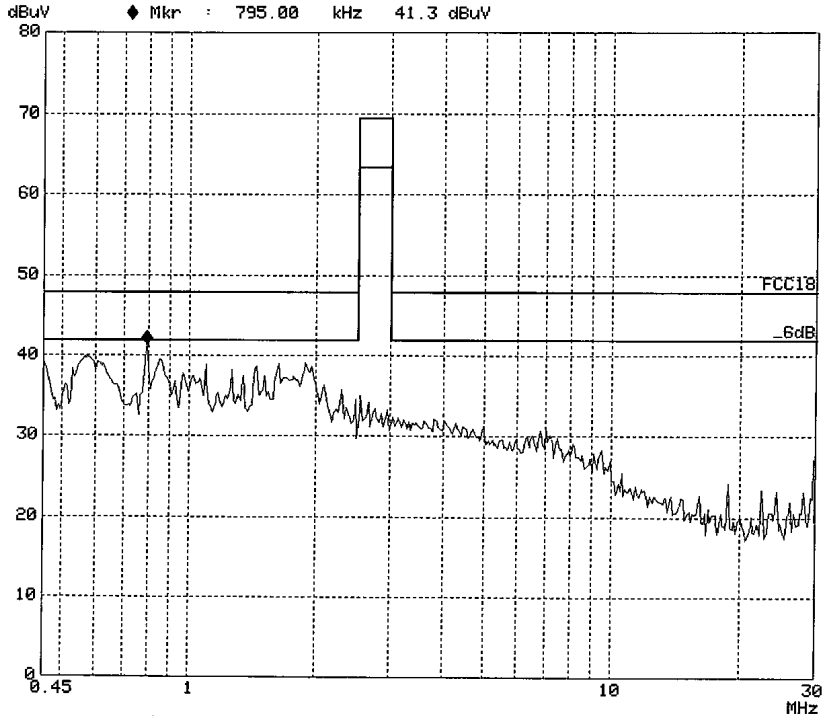

CONDUCTION EMISSION STANDARD FCC PART18

EUT: Energy Saving Lamp
Manuf: Everlite
Op Cond: On
Operator: Lake
Test Spec: Va 120V/60Hz
Comment: Tem22 Humi50%
M/N:CFLE 23 T/L/827/840/865
Date: 25. Feb 03 17:42

Scan Settings (3 Ranges)

Frequencies			Receiver Settings				
Start	Stop	Step	IF BW	Detector	M-Time	Atten	Preamp
450k	2M	5k	9k	PK	20ms	AUTO	LN OFF
2M	10M	10k	9k	PK	10ms	AUTO	LN OFF
10M	30M	25k	9k	PK	1ms	AUTO	LN OFF

Transducer No.	Start	Stop	Name
1	9k	30M	CONFAC3

Final Measurement: x QP
Meas Time: 1 s
Subranges: 25
Acc Margin: 6dB

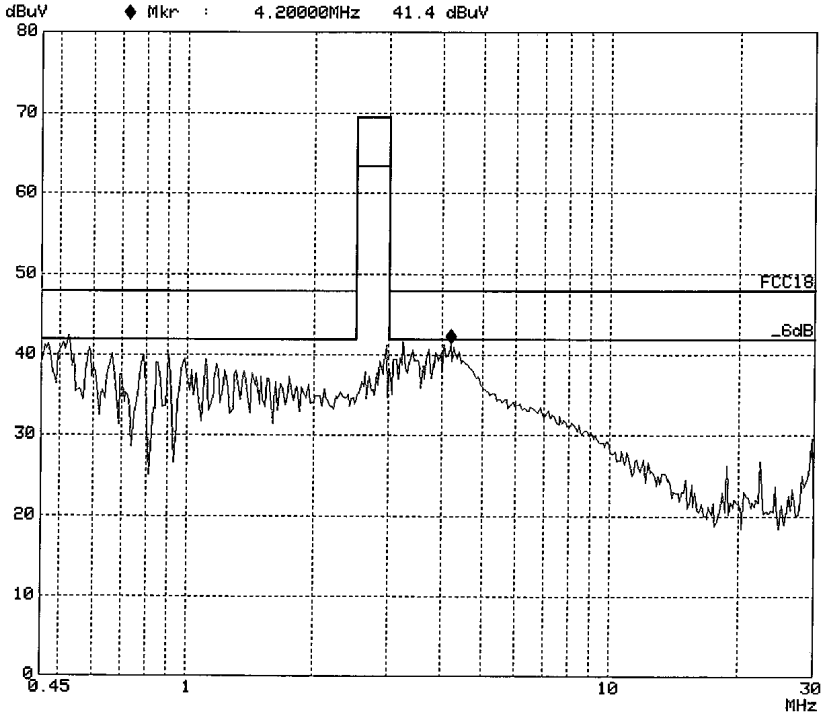

CONDUCTION EMISSION STANDARD FCC PART18

EUT: Energy Saving Lamp
Manuf: Everlite
Op Cond: On
Operator: Lake
Test Spec: Vb 120V/60Hz
Comment: Tem22 Humi50%
M/N:CFLE 23 T/L/827/840/865
Date: 25. Feb 03 17:50

Scan Settings (3 Ranges)

Frequencies			Receiver Settings				
Start	Stop	Step	IF BW	Detector	M-Time	Atten	Preamp
450k	2M	5k	9k	PK	20ms	AUTO LN	OFF
2M	10M	10k	9k	PK	10ms	AUTO LN	OFF
10M	30M	25k	9k	PK	1ms	AUTO LN	OFF

Transducer No.	Start	Stop	Name
1	9k	30M	CONFAC3

Final Measurement: x QP
Meas Time: 1 s
Subranges: 25
Acc Margin: 6dB

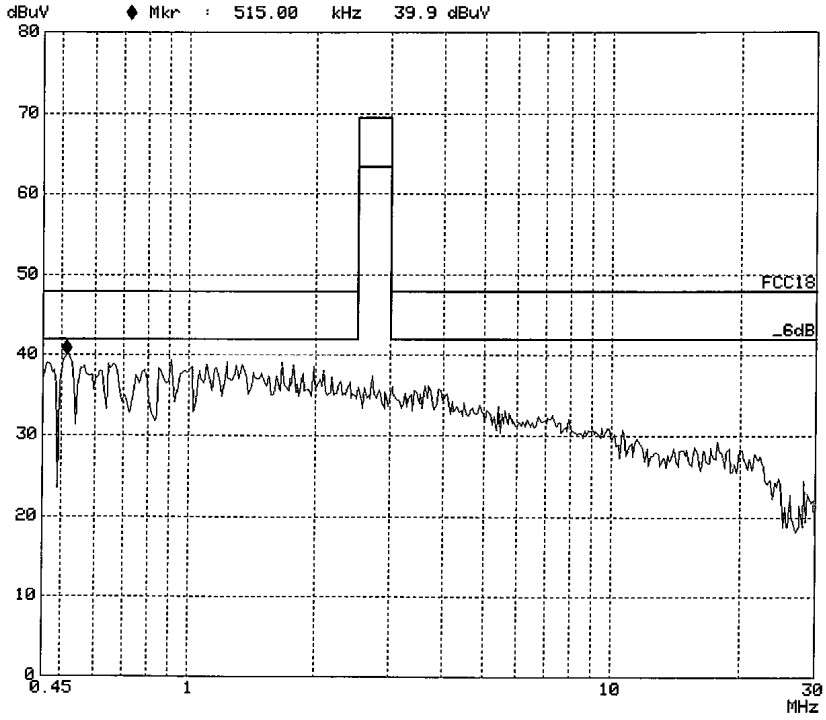

CONDUCTION EMISSION STANDARD FCC PART18

EUT: Energy Saving Lamp
Manuf: Everlite
Op Cond: On
Operator: Lake
Test Spec: Va 120V/60Hz
Comment: Tem22 Humi50%
M/N:CFLE 26 T/L/827/840/865
Date: 25. Feb 03 17:55

Scan Settings (3 Ranges)

Frequencies			Receiver Settings				
Start	Stop	Step	IF BW	Detector	M-Time	Atten	Preamp
450k	2M	5k	9k	PK	20ms	AUTO LN	OFF
2M	10M	10k	9k	PK	10ms	AUTO LN	OFF
10M	30M	25k	9k	PK	1ms	AUTO LN	OFF

Transducer No.	Start	Stop	Name
1	9k	30M	CONFAC3

Final Measurement: x QP
Meas Time: 1 s
Subranges: 25
Acc Margin: 6dB

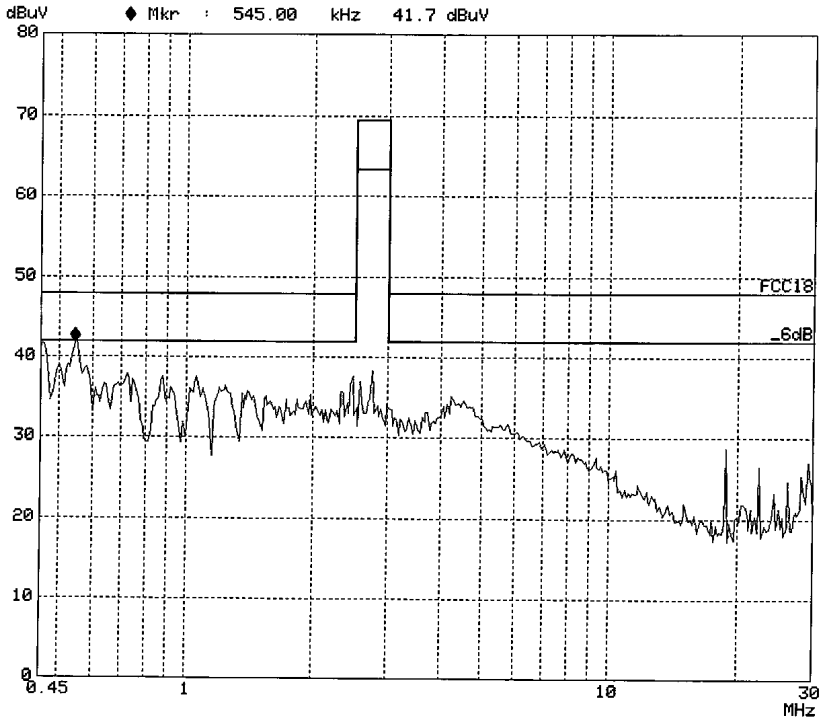

CONDUCTION EMISSION STANDARD FCC PART18

EUT: Energy Saving Lamp
Manuf: Everlite
Op Cond: On
Operator: Lake
Test Spec: Vb 120V/60Hz
Comment: Tem22 Humi50%
M/N:CFLE 26 T/L/827/840/865
Date: 25. Feb 03 17:52

Scan Settings (3 Ranges)

Frequencies			Receiver Settings				
Start	Stop	Step	IF BW	Detector	M-Time	Atten	Preamp
450k	2M	5k	9k	PK	20ms	AUTO LN	OFF
2M	10M	10k	9k	PK	10ms	AUTO LN	OFF
10M	30M	25k	9k	PK	1ms	AUTO LN	OFF

Transducer No.	Start	Stop	Name
1	9k	30M	CONFAC3

Final Measurement: x QP
Meas Time: 1 s
Subranges: 25
Acc Margin: 6dB

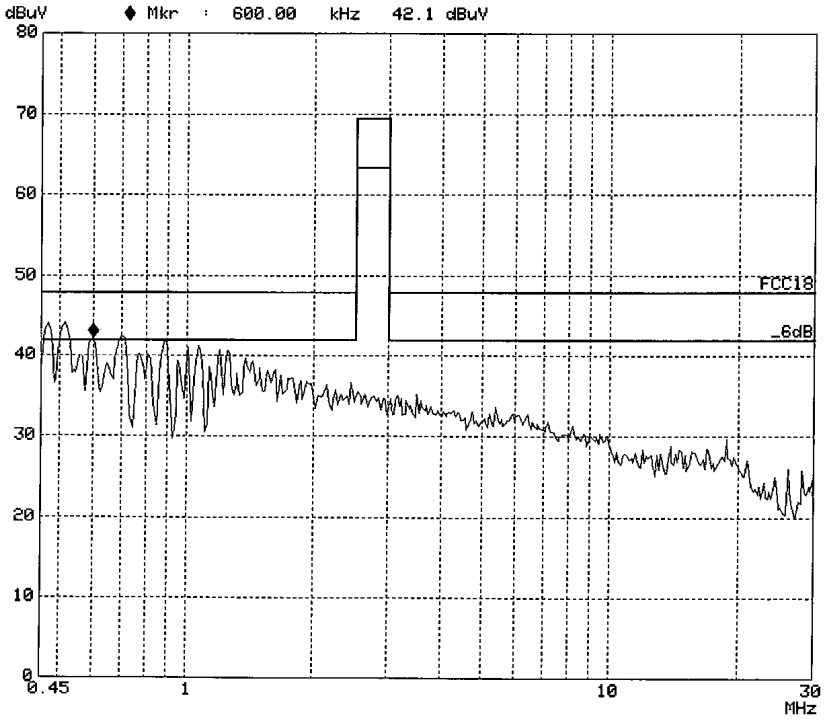

CONDUCTION EMISSION STANDARD FCC PART18

EUT:	Energy Saving Lamp
Manuf:	Everlite
Op Cond:	On
Operator:	Lake
Test Spec:	Va 120V/60Hz
Comment:	Tem22 Humi50%
	M/N:CFLE 13 T/C/L/827/840/865
Date:	25. Feb 03 17:58

Scan Settings (3 Ranges)

Frequencies			Receiver Settings				
Start	Stop	Step	IF BW	Detector	M-Time	Atten	Preamp
450k	2M	5k	9k	PK	20ms	AUTO LN	OFF
2M	10M	10k	9k	PK	10ms	AUTO LN	OFF
10M	30M	25k	9k	PK	1ms	AUTO LN	OFF

Transducer No.	Start	Stop	Name
1	9k	30M	CONFAC3

Final Measurement: x QP
Meas Time: 1 s
Subranges: 25
Acc Margin: 6dB

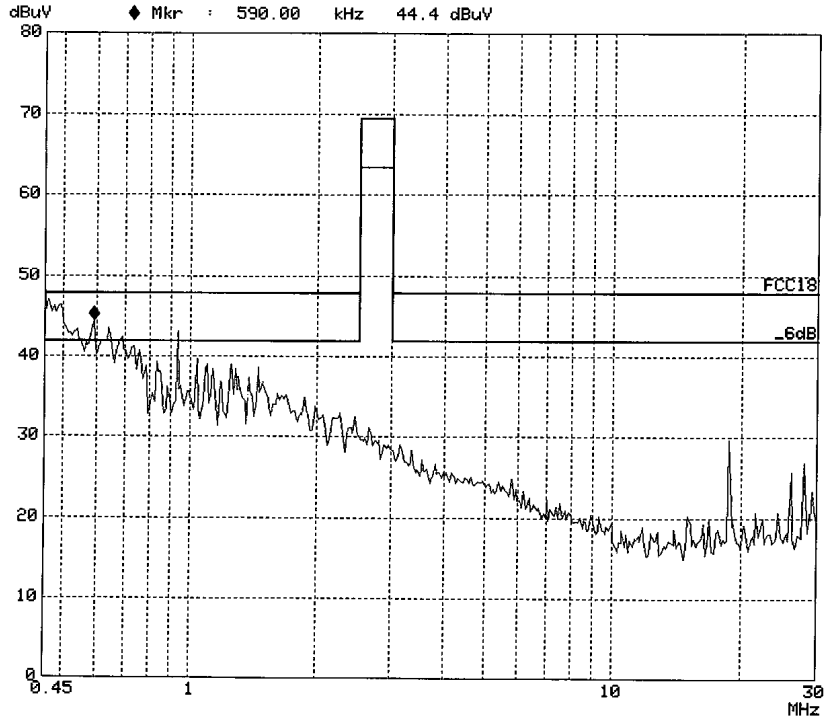

CONDUCTION EMISSION STANDARD FCC PART18

EUT: Energy Saving Lamp
Manuf: Everlite
Op Cond: On
Operator: Lake
Test Spec: Vb 120V/60Hz
Comment: Tem22 Humi50%
M/N:CFLE 13 T/C/L/827/840/865
Date: 25. Feb 03 18:01

Scan Settings (3 Ranges)

Frequencies			Receiver Settings				
Start	Stop	Step	IF BW	Detector	M-Time	Atten	Preamp
450k	2M	5k	9k	PK	20ms	AUTO LN	OFF
2M	10M	10k	9k	PK	10ms	AUTO LN	OFF
10M	30M	25k	9k	PK	1ms	AUTO LN	OFF

Transducer No.	Start	Stop	Name
1	9k	30M	CONFAC3

Final Measurement: x QP
Meas Time: 1 s
Subranges: 25
Acc Margin: 6dB

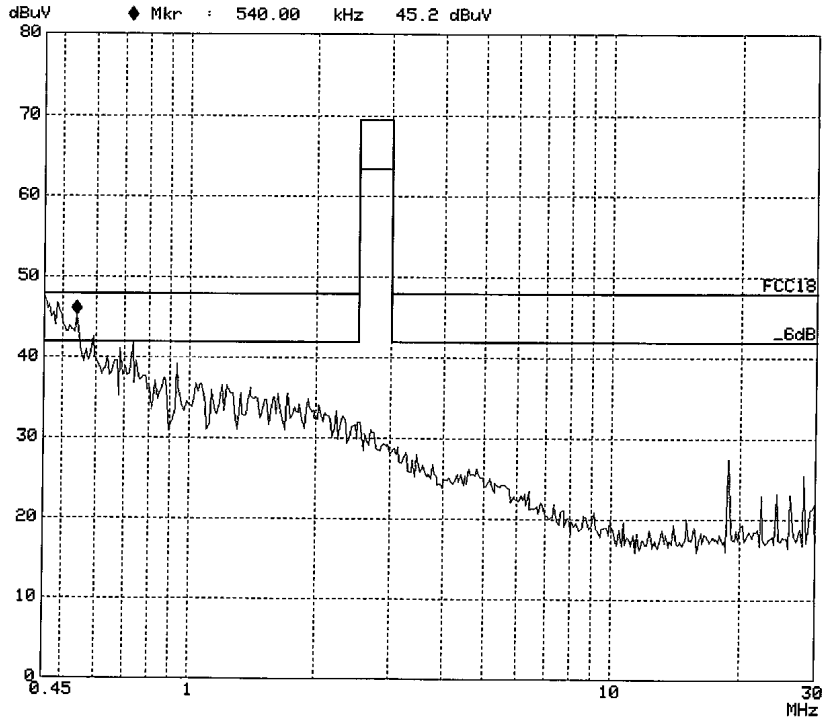

CONDUCTION EMISSION STANDARD FCC PART18

EUT: Energy Saving Lamp
Manuf: Everlite
Op Cond: On
Operator: Lake
Test Spec: Va 120V/60Hz
Comment: Tem22 Humi50%
M/N:CFLE 15 T/C/L/827/840/865
Date: 25. Feb 03 18:07

Scan Settings (3 Ranges)

Frequencies			Receiver Settings				
Start	Stop	Step	IF BW	Detector	M-Time	Atten	Preamp
450k	2M	5k	9k	PK	20ms	AUTO LN	OFF
2M	10M	10k	9k	PK	10ms	AUTO LN	OFF
10M	30M	25k	9k	PK	1ms	AUTO LN	OFF

Transducer No.	Start	Stop	Name
1	9k	30M	CONFAC3

Final Measurement: x QP
Meas Time: 1 s
Subranges: 25
Acc Margin: 6dB

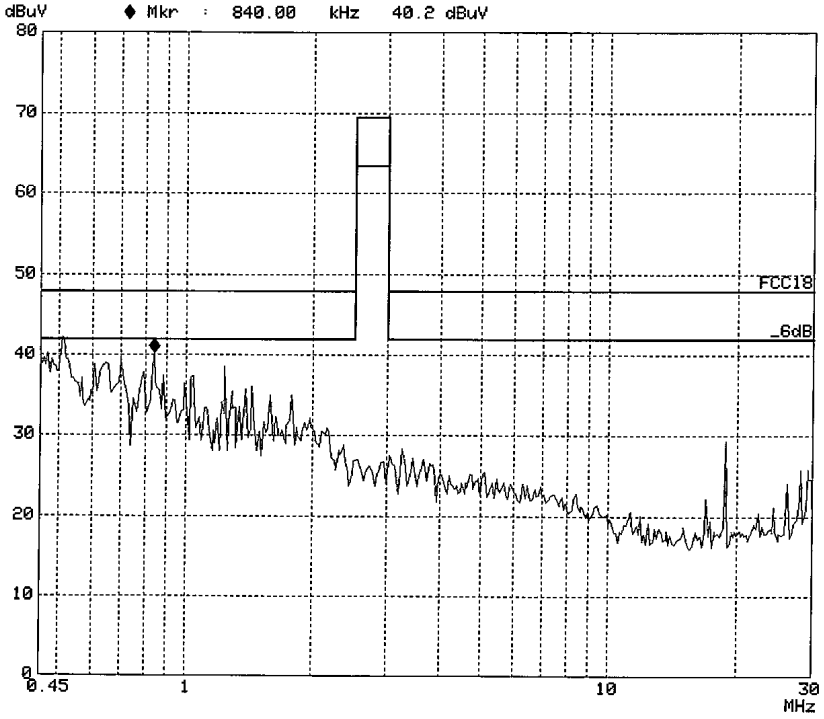

CONDUCTION EMISSION STANDARD FCC PART18

EUT: Energy Saving Lamp
Manuf: Everlite
Op Cond: On
Operator: Lake
Test Spec: Vb 120V/60Hz
Comment: Tem22 Humi50%
M/N:CFLE 15 T/C/L/827/840/865
Date: 25. Feb 03 18:04

Scan Settings (3 Ranges)

Frequencies			Receiver Settings				
Start	Stop	Step	IF BW	Detector	M-Time	Atten	Preamp
450k	2M	5k	9k	PK	20ms	AUTO LN	OFF
2M	10M	10k	9k	PK	10ms	AUTO LN	OFF
10M	30M	25k	9k	PK	1ms	AUTO LN	OFF

Transducer No.	Start	Stop	Name
1	9k	30M	CONFAC3

Final Measurement: x QP
Meas Time: 1 s
Subranges: 25
Acc Margin: 6dB

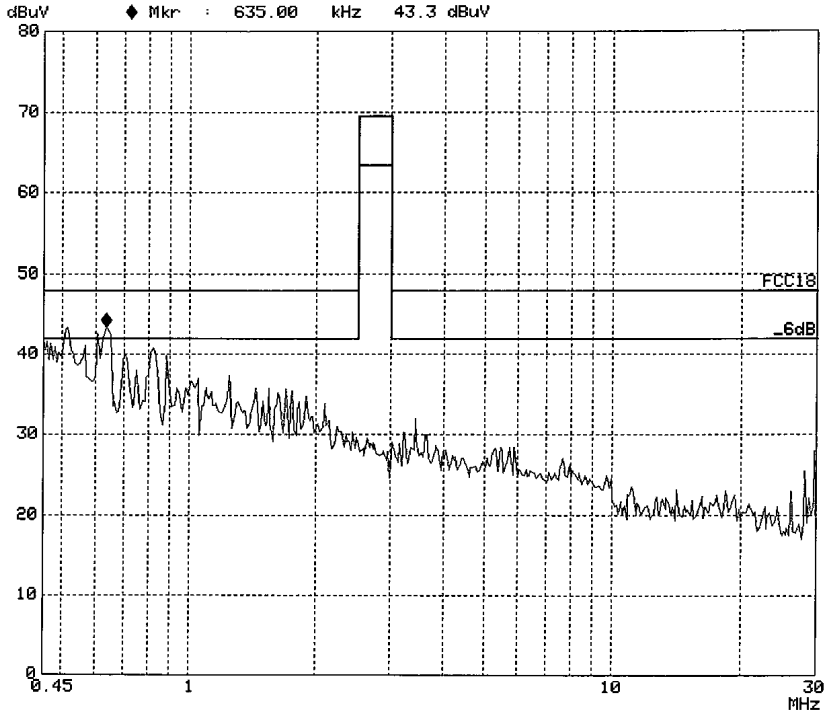

CONDUCTION EMISSION STANDARD FCC PART18

EUT: Energy Saving Lamp
Manuf: Everlite
Op Cond: On
Operator: Lake
Test Spec: Va 120V/60Hz
Comment: Tem22 Humi50%
M/N:CFLE 18 T/C/L/827/840/865
Date: 25. Feb 03 18:11

Scan Settings (3 Ranges)

Frequencies			Receiver Settings				
Start	Stop	Step	IF BW	Detector	M-Time	Atten	Preamp
450k	2M	5k	9k	PK	20ms	AUTO LN	OFF
2M	10M	10k	9k	PK	10ms	AUTO LN	OFF
10M	30M	25k	9k	PK	1ms	AUTO LN	OFF

Transducer No.	Start	Stop	Name
1	9k	30M	CONFAC3

Final Measurement: x QP
Meas Time: 1 s
Subranges: 25
Acc Margin: 6dB

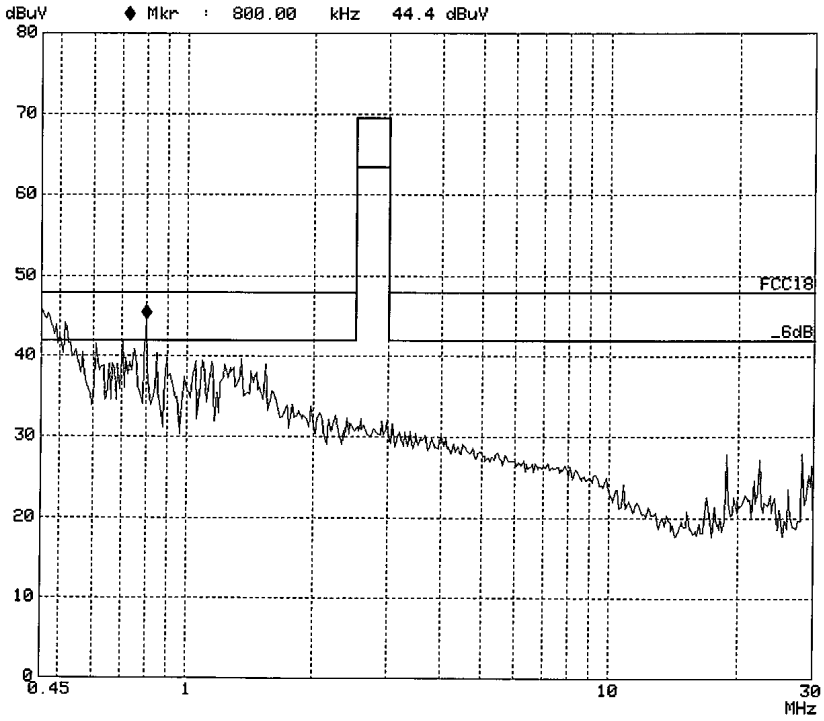

CONDUCTION EMISSION STANDARD FCC PART18

EUT: Energy Saving Lamp
Manuf: Everlite
Op Cond: On
Operator: Lake
Test Spec: Vb 120V/60Hz
Comment: Tem22 Humi50%
M/N:CFLE 18 T/C/L/827/840/865
Date: 25. Feb 03 18:13

Scan Settings (3 Ranges)

Frequencies			Receiver Settings				
Start	Stop	Step	IF BW	Detector	M-Time	Atten	Preamp
450k	2M	5k	9k	PK	20ms	AUTO LN	OFF
2M	10M	10k	9k	PK	10ms	AUTO LN	OFF
10M	30M	25k	9k	PK	1ms	AUTO LN	OFF

Transducer No.	Start	Stop	Name
1	9k	30M	CONFAC3

Final Measurement: x QP
Meas Time: 1 s
Subranges: 25
Acc Margin: 6dB

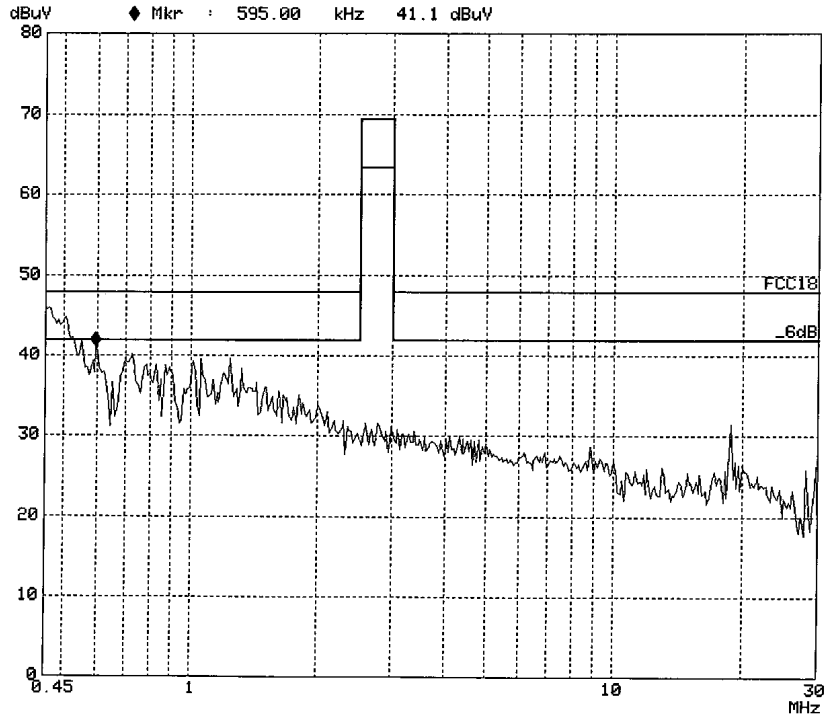

CONDUCTION EMISSION STANDARD FCC PART18

EUT:	Energy Saving Lamp
Manuf:	Everlite
Op Cond:	On
Operator:	Lake
Test Spec:	Vb 120V/60Hz
Comment:	Tem22 Humi50%
	M/N:CFLE 20 T/C/L/827/840/865
Date:	26. Feb 03 11:19

Scan Settings (3 Ranges)

Frequencies			Receiver Settings				
Start	Stop	Step	IF BW	Detector	M-Time	Atten	Preamp
450k	2M	5k	9k	PK	20ms	AUTO	LN OFF
2M	10M	10k	9k	PK	10ms	AUTO	LN OFF
10M	30M	25k	9k	PK	1ms	AUTO	LN OFF

Transducer No.	Start	Stop	Name
1	9k	30M	CONFAC3

Final Measurement: x QP

Meas Time: 1 s
Subranges: 25
Acc Margin: 6dB

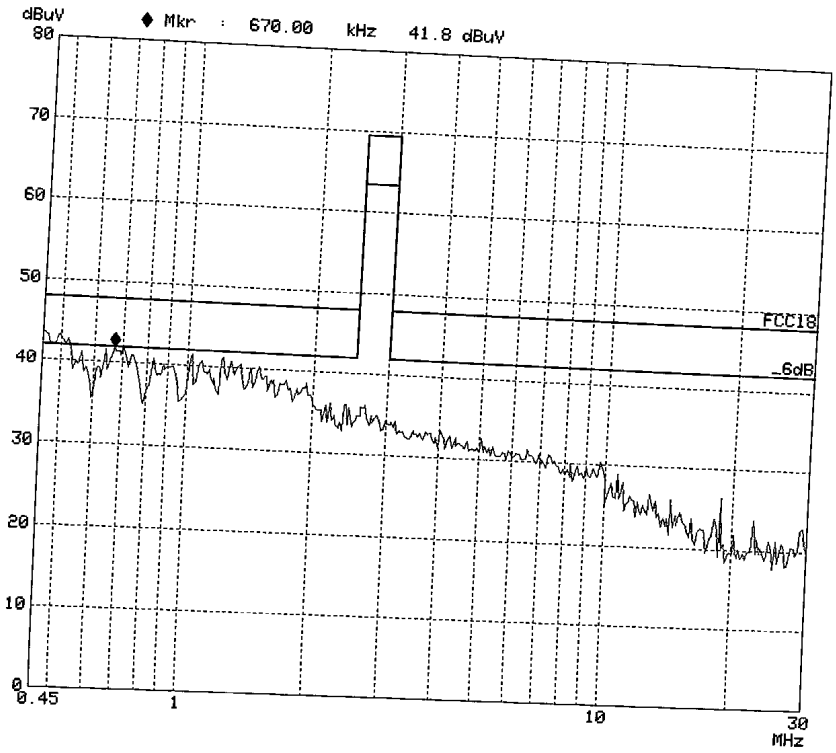

CONDUCTION EMISSION STANDARD FCC PART18

EUT: Energy Saving Lamp
Manuf: Everlite
Op Cond: On
Operator: Lake
Test Spec: Va 120V/60Hz
Comment: Tem22 Humi50%
M/N:CFLE 20 T/C/L/827/840/865
Date: 26. Feb 03 11:35

Scan Settings (3 Ranges)

Frequencies			Receiver Settings				
Start	Stop	Step	IF BW	Detector	M-Time	Atten	Preamp
450k	2M	5k	9k	PK	20ms	AUTO LN	OFF
2M	10M	10k	9k	PK	10ms	AUTO LN	OFF
10M	30M	25k	9k	PK	1ms	AUTO LN	OFF

Transducer No.	Start	Stop	Name
1	9k	30M	CONFAC3

Final Measurement: x QP
Meas Time: 1 s
Subranges: 25
Acc Margin: 6dB

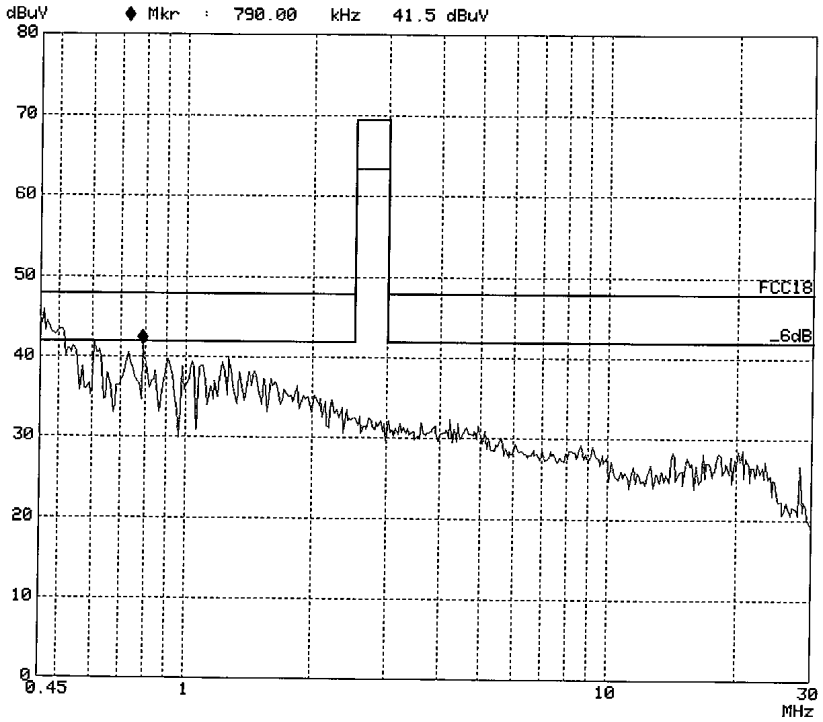

CONDUCTION EMISSION STANDARD FCC PART18

EUT: Energy Saving Lamp
Manuf: Everlite
Op Cond: On
Operator: Lake
Test Spec: Va 120V/60Hz
Comment: Tem22 Humi50%
M/N:CFLE 23 T/C/L/827/840/865
Date: 25. Feb 03 18:23

Scan Settings (3 Ranges)

Frequencies			Receiver Settings				
Start	Stop	Step	IF BW	Detector	M-Time	Atten	Preamp
450k	2M	5k	9k	PK	20ms	AUTO LN	OFF
2M	10M	10k	9k	PK	10ms	AUTO LN	OFF
10M	30M	25k	9k	PK	1ms	AUTO LN	OFF

Transducer No.	Start	Stop	Name
1	9k	30M	CONFAC3

Final Measurement: x QP
Meas Time: 1 s
Subranges: 25
Acc Margin: 6dB

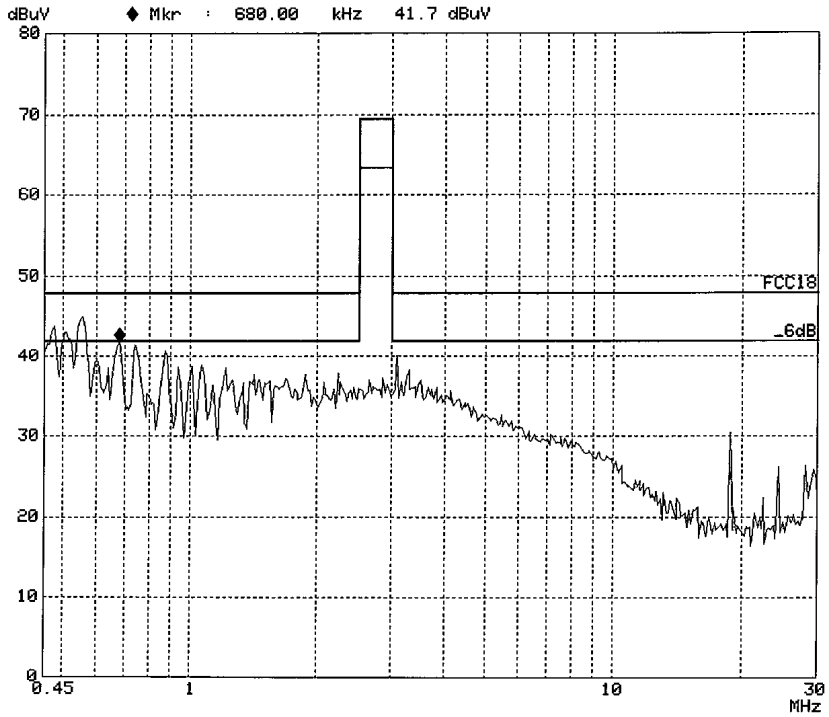

CONDUCTION EMISSION STANDARD FCC PART18

EUT:	Energy Saving Lamp
Manuf:	Everlite
Op Cond:	On
Operator:	Lake
Test Spec:	Vb 120V/60Hz
Comment:	Tem22 Humi50%
	M/N:CFLE 23 T/C/L/827/840/865
Date:	25. Feb 03 18:19

Scan Settings (3 Ranges)

Frequencies			Receiver Settings				
Start	Stop	Step	IF BW	Detector	M-Time	Atten	Preamp
450k	2M	5k	9k	PK	20ms	AUTO LN	OFF
2M	10M	10k	9k	PK	10ms	AUTO LN	OFF
10M	30M	25k	9k	PK	1ms	AUTO LN	OFF

Transducer No.	Start	Stop	Name
1	9k	30M	CONFAC3

Final Measurement: x QP
Meas Time: 1 s
Subranges: 25
Acc Margin: 6dB

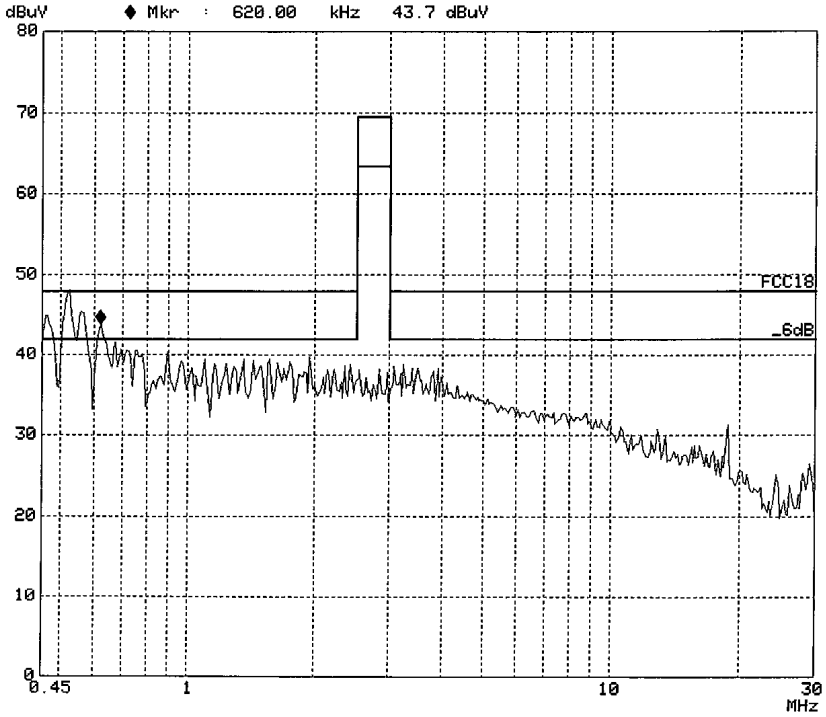

CONDUCTION EMISSION STANDARD FCC PART18

EUT: Energy Saving Lamp
Manuf: Everlite
Op Cond: On
Operator: Lake
Test Spec: Va 120V/60Hz
Comment: Tem22 Humi50%
M/N:CFLE 26 T/C/L/827/840/865
Date: 25. Feb 03 18:26

Scan Settings (3 Ranges)

Frequencies			Receiver Settings				
Start	Stop	Step	IF BW	Detector	M-Time	Atten	Preamp
450k	2M	5k	9k	PK	20ms	AUTO LN	OFF
2M	10M	10k	9k	PK	10ms	AUTO LN	OFF
10M	30M	25k	9k	PK	1ms	AUTO LN	OFF

Transducer No.	Start	Stop	Name
1	9k	30M	CONFAC3

Final Measurement: x QP
Meas Time: 1 s
Subranges: 25
Acc Margin: 6dB

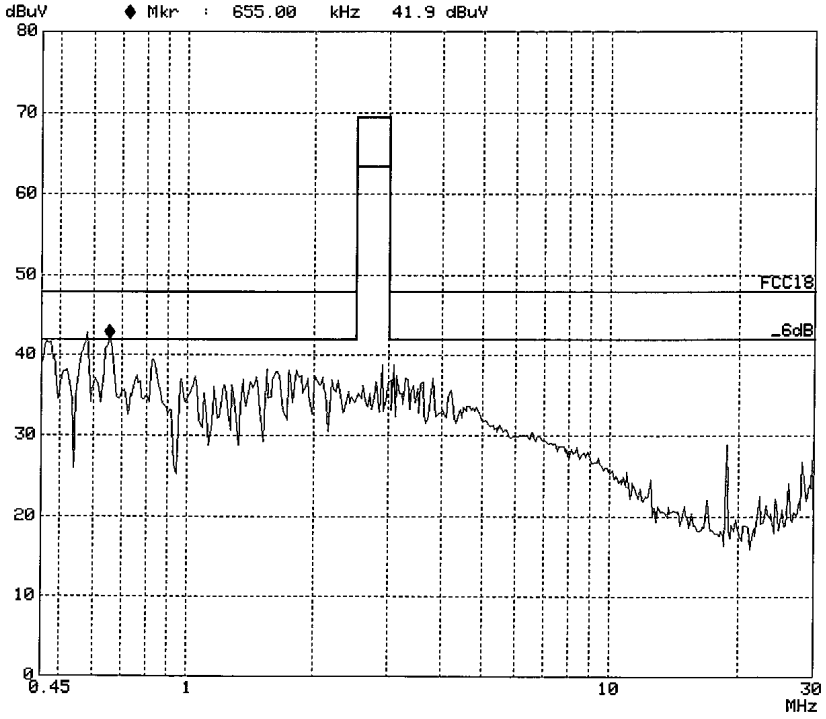

CONDUCTION EMISSION STANDARD FCC PART18

EUT: Energy Saving Lamp
Manuf: Everlite
Op Cond: On
Operator: Lake
Test Spec: Vb 120V/60Hz
Comment: Tem22 Humi50%
M/N:CFLE 26 T/C/L/827/840/865
Date: 25. Feb 03 18:29

Scan Settings (3 Ranges)

Frequencies			Receiver Settings				
Start	Stop	Step	IF BW	Detector	M-Time	Atten	Preamp
450k	2M	5k	9k	PK	20ms	AUTO LN	OFF
2M	10M	10k	9k	PK	10ms	AUTO LN	OFF
10M	30M	25k	9k	PK	1ms	AUTO LN	OFF

Transducer No.	Start	Stop	Name
1	9k	30M	CONFAC3

Final Measurement: x QP
Meas Time: 1 s
Subranges: 25
Acc Margin: 6dB

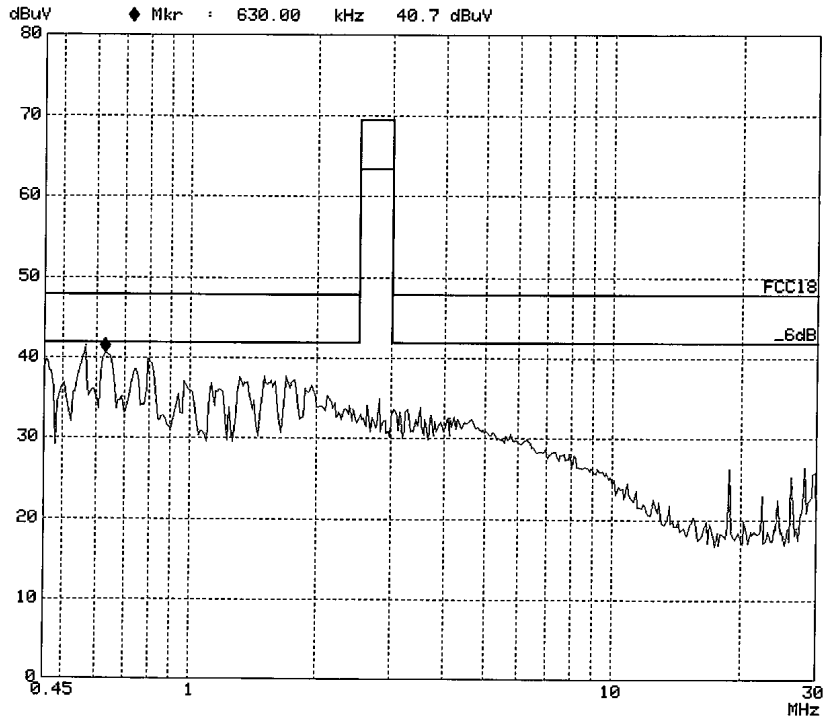

CONDUCTION EMISSION STANDARD FCC PART18

EUT: Energy Saving Lamp
Manuf: Everlite
Op Cond: On
Operator: Lake
Test Spec: Va 120V/60Hz
Comment: Tem22 Humi50%
M/N:CFLE 18 G/L/827/840/865
Date: 25. Feb 03 16:29

Scan Settings (3 Ranges)

Frequencies			Receiver Settings				
Start	Stop	Step	IF BW	Detector	M-Time	Atten	Preamp
450k	2M	5k	9k	PK	20ms	AUTO LN	OFF
2M	10M	10k	9k	PK	10ms	AUTO LN	OFF
10M	30M	25k	9k	PK	1ms	AUTO LN	OFF

Transducer No.	Start	Stop	Name
1	9k	30M	CONFAC3

Final Measurement: x QP
Meas Time: 1 s
Subranges: 25
Acc Margin: 6dB

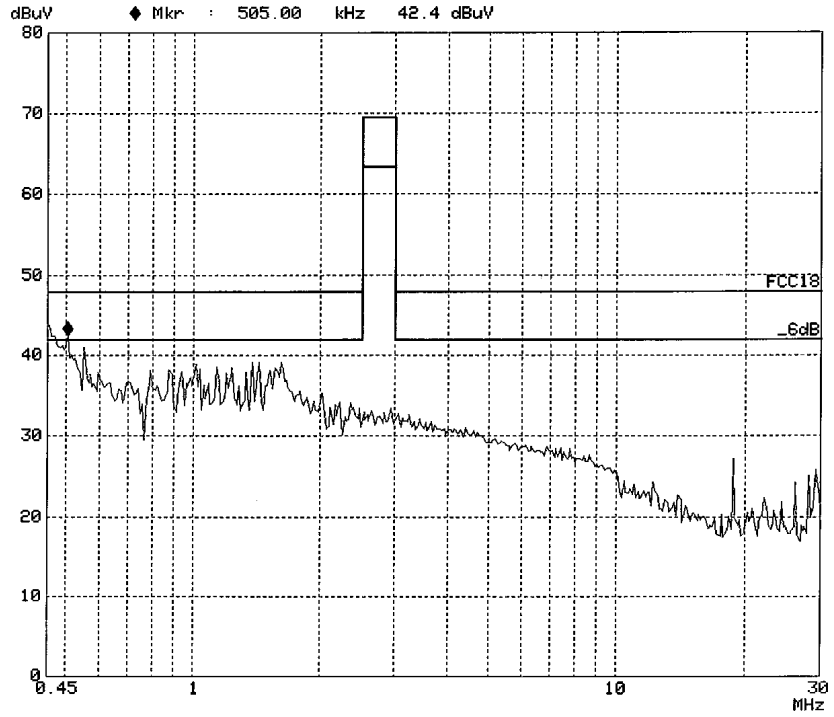

CONDUCTION EMISSION STANDARD FCC PART18

EUT: Energy Saving Lamp
Manuf: Everlite
Op Cond: On
Operator: Lake
Test Spec: Vb 120V/60Hz
Comment: Tem22 Humi50%
M/N:CFLE 18 G/L/827/840/865
Date: 25. Feb 03 16:31

Scan Settings (3 Ranges)

Frequencies			Receiver Settings				
Start	Stop	Step	IF BW	Detector	M-Time	Atten	Preamp
450k	2M	5k	9k	PK	20ms	AUTO LN	OFF
2M	10M	10k	9k	PK	10ms	AUTO LN	OFF
10M	30M	25k	9k	PK	1ms	AUTO LN	OFF

Transducer No.	Start	Stop	Name
1	9k	30M	CONFAC3

Final Measurement: x QP
Meas Time: 1 s
Subranges: 25
Acc Margin: 6dB

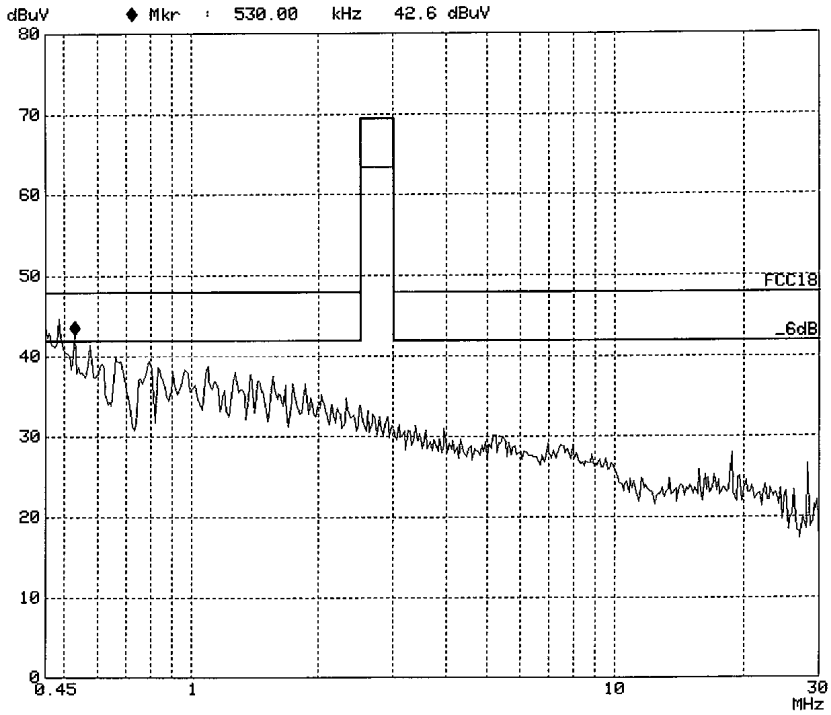

CONDUCTION EMISSION STANDARD FCC PART18

EUT: Energy Saving Lamp
Manuf: Everlite
Op Cond: On
Operator: Lake
Test Spec: Va 120V/60Hz
Comment: Tem22 Humi50%
M/N:CFLE 20 G/L/827/840/865
Date: 25. Feb 03 16:22

Scan Settings (3 Ranges)

Frequencies			Receiver Settings				
Start	Stop	Step	IF BW	Detector	M-Time	Atten	Preamp
450k	2M	5k	9k	PK	20ms	AUTO LN	OFF
2M	10M	10k	9k	PK	10ms	AUTO LN	OFF
10M	30M	25k	9k	PK	1ms	AUTO LN	OFF

Transducer No.	Start	Stop	Name
1	9k	30M	CONFAC3

Final Measurement: x QP
Meas Time: 1 s
Subranges: 25
Acc Margin: 6dB

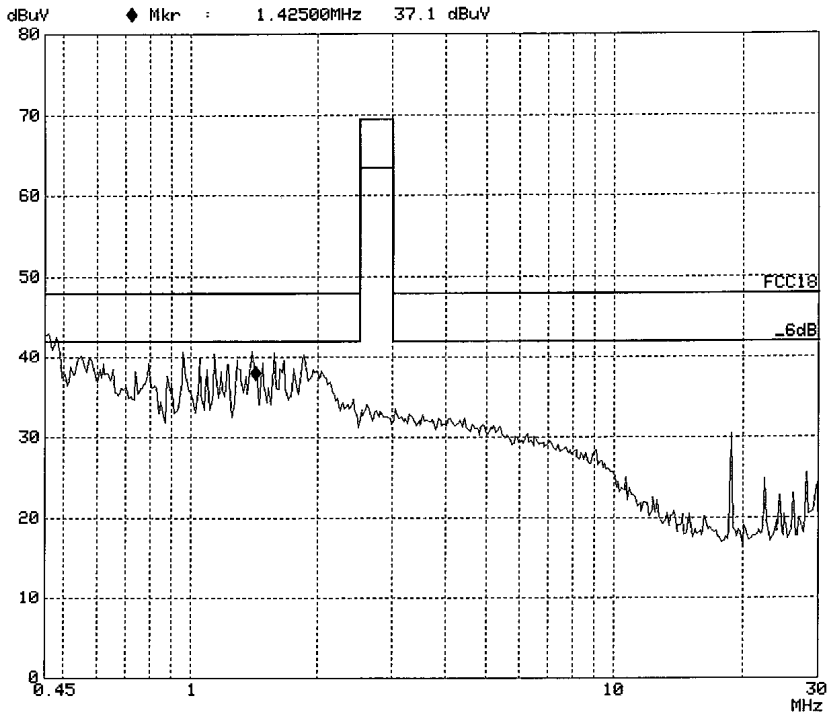

CONDUCTION EMISSION STANDARD FCC PART18

EUT: Energy Saving Lamp
Manuf: Everlite
Op Cond: On
Operator: Lake
Test Spec: Vb 120V/60Hz
Comment: Tem22 Humi50%
M/N:CFLE 20 G/L/827/840/865
Date: 25. Feb 03 16:19

Scan Settings (3 Ranges)

Frequencies			Receiver Settings				
Start	Stop	Step	IF BW	Detector	M-Time	Atten	Preamp
450k	2M	5k	9k	PK	20ms	AUTO LN	OFF
2M	10M	10k	9k	PK	10ms	AUTO LN	OFF
10M	30M	25k	9k	PK	1ms	AUTO LN	OFF

Transducer No.	Start	Stop	Name
1	9k	30M	CONFAC3

Final Measurement: x QP
Meas Time: 1 s
Subranges: 25
Acc Margin: 6dB

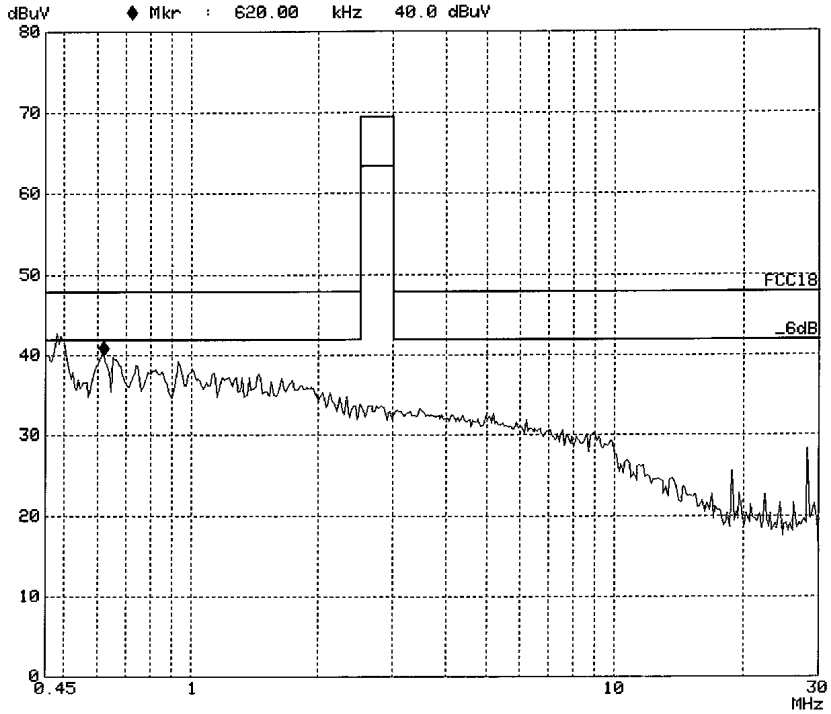

CONDUCTION EMISSION STANDARD FCC PART18

EUT: Energy Saving Lamp
Manuf: Everlite
Op Cond: On
Operator: Lake
Test Spec: Va 120V/60Hz
Comment: Tem22 Humi50%
M/N:CFLE 23 G/L/827/840/865
Date: 25. Feb 03 16:07

Scan Settings (3 Ranges)

Frequencies			Receiver Settings				
Start	Stop	Step	IF BW	Detector	M-Time	Atten	Preamp
450k	2M	5k	9k	PK	20ms	AUTO LN	OFF
2M	10M	10k	9k	PK	10ms	AUTO LN	OFF
10M	30M	25k	9k	PK	1ms	AUTO LN	OFF

Transducer No.	Start	Stop	Name
1	9k	30M	CONFAC3

Final Measurement: x QP
Meas Time: 1 s
Subranges: 25
Acc Margin: 6dB

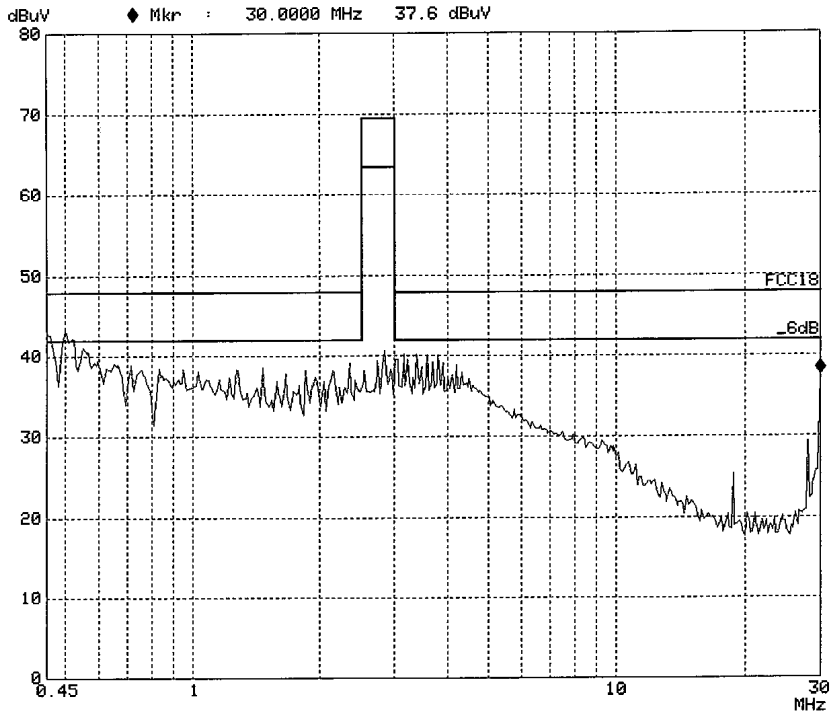

CONDUCTION EMISSION STANDARD FCC PART18

EUT: Energy Saving Lamp
Manuf: Everlite
Op Cond: On
Operator: Lake
Test Spec: Vb 120V/60Hz
Comment: Tem22 Humi50%
M/N:CFLE 23 G/L/827/840/865
Date: 25. Feb 03 16:16

Scan Settings (3 Ranges)

Frequencies			Receiver Settings				
Start	Stop	Step	IF BW	Detector	M-Time	Atten	Preamp
450k	2M	5k	9k	PK	20ms	AUTO LN	OFF
2M	10M	10k	9k	PK	10ms	AUTO LN	OFF
10M	30M	25k	9k	PK	1ms	AUTO LN	OFF

Transducer No.	Start	Stop	Name
1	9k	30M	CONFAC3

Final Measurement: x QP
Meas Time: 1 s
Subranges: 25
Acc Margin: 6dB

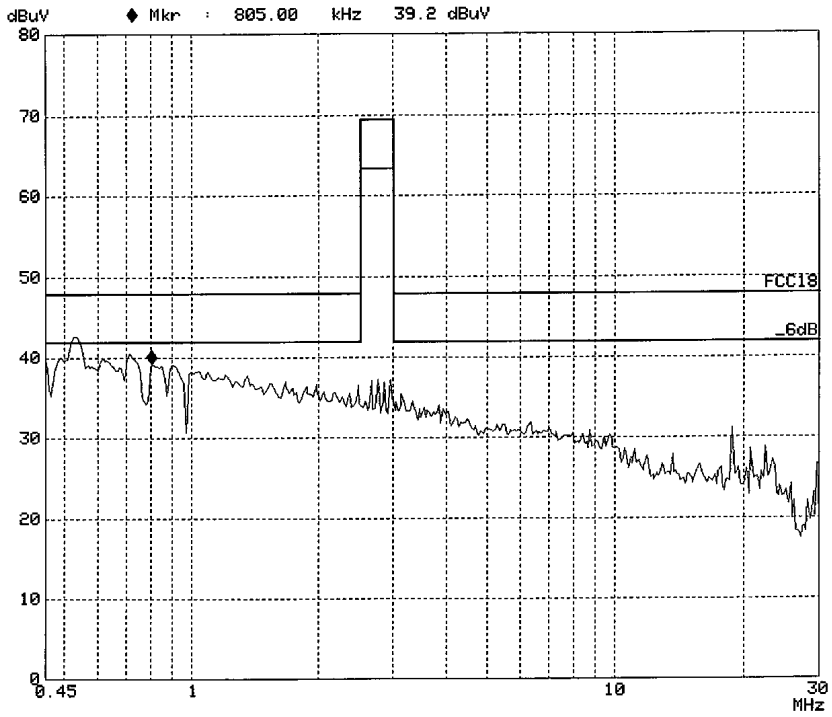

PROVIEW

Bldg.69, Majialong Industrial Zone,
Nanshan District, Shenzhen,
Guangdong, China
Tel: +86-755-26952508
Fax: +86-755-26954282
PROVIEW TECHNOLOGY(SHENZHEN)CO.,LTD. E-mail: webmaster@emcsafety.com

Data#: 9 File#: everlite.EMI Date: 2003-02-26 Time: 18:47:45

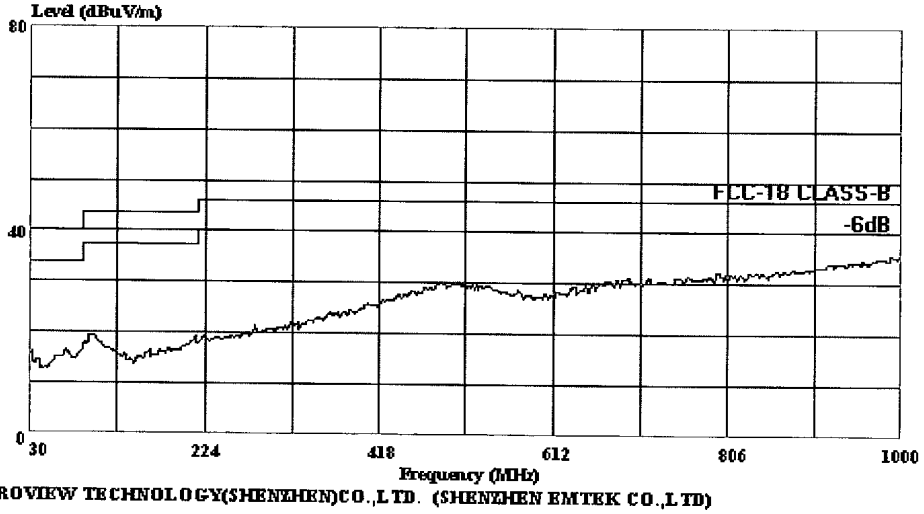

PROVIEW TECHNOLOGY(SHENZHEN)CO.,LTD. (SHENZHEN EMTEK CO.,LTD)

Trace: Ref Trace:

Condition: FCC-18 CLASS-B 3m VULB9163 VERTICAL
eut : Energy Saving Lamp
power: 120V/60Hz
m/n : CFLE 13 T/L/827/840/865
manuf: Everlite

PROVIEW

Bldg.69, Majialong Industrial Zone,
Nanshan District, Shenzhen,
Guangdong, China
Tel: +86-755-26952508
Fax: +86-755-26954282
PROVIEW TECHNOLOGY(SHENZHEN)CO.,LTD. E-mail: webmaster@emcsafety.com

Data#: 10 File#: everlite.EMI Date: 2003-02-26 Time: 18:50:26

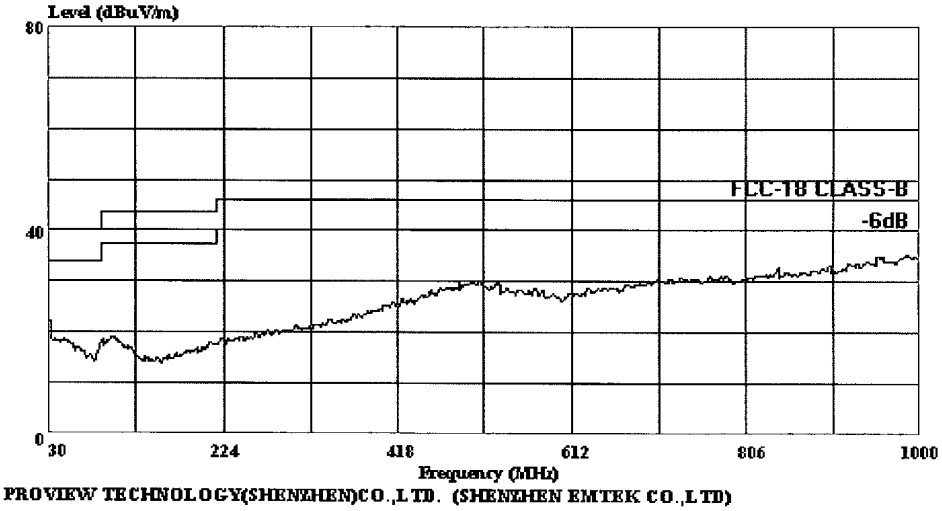

PROVIEW TECHNOLOGY(SHENZHEN)CO.,LTD. (SHENZHEN EMTEK CO.,LTD)

Trace: Ref Trace:

Condition: FCC-18 CLASS-B 3m VULB9163 HORIZONTAL
eut : Energy Saving Lamp
power: 120V/60Hz
m/n : CFLE 13 T/L/827/840/865
manuf: Everlite

PROVIEW

Bldg.69, Majialong Industrial Zone,
Nanshan District, Shenzhen,
Guangdong, China
Tel: +86-755-26952508
Fax: +86-755-26954282
PROVIEW TECHNOLOGY(SHENZHEN)CO.,LTD. E-mail: webmaster@emcsafety.com

Data#: 11 File#: everlite.EMI Date: 2003-02-26 Time: 18:54:02

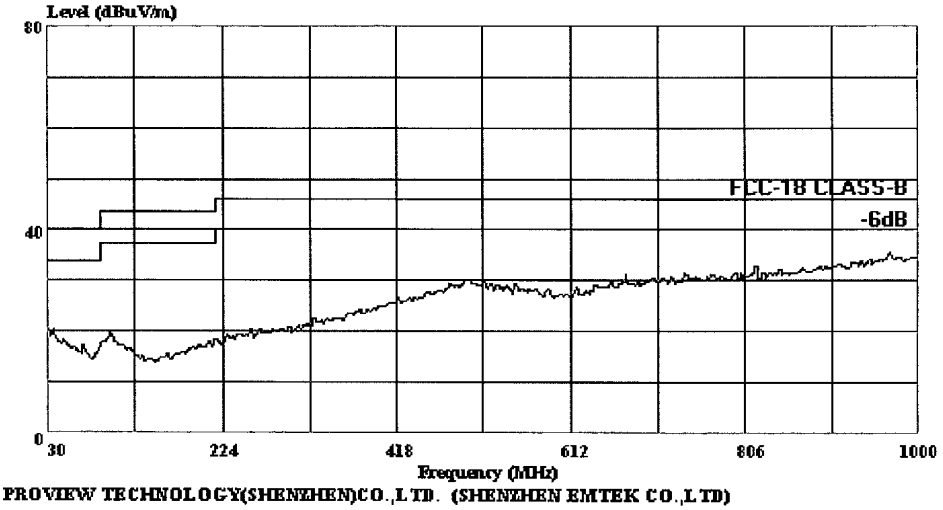

PROVIEW TECHNOLOGY(SHENZHEN)CO.,LTD. (SHENZHEN EMTEK CO.,LTD)

Trace: Ref Trace:

Condition: FCC-18 CLASS-B 3m VULB9163 HORIZONTAL
eut : Energy Saving Lamp
power: 120V/60Hz
m/n : CFLE 15 T/L/827/840/865
manuf: Everlite

PROVIEW

Bldg.69, Majialong Industrial Zone,
Nanshan District, Shenzhen,
Guangdong, China
Tel: +86-755-26952508
Fax: +86-755-26954282
PROVIEW TECHNOLOGY(SHENZHEN)CO.,LTD. E-mail: webmaster@emcsafety.com

Data#: 12 File#: everlite.EMI Date: 2003-02-26 Time: 18:55:49

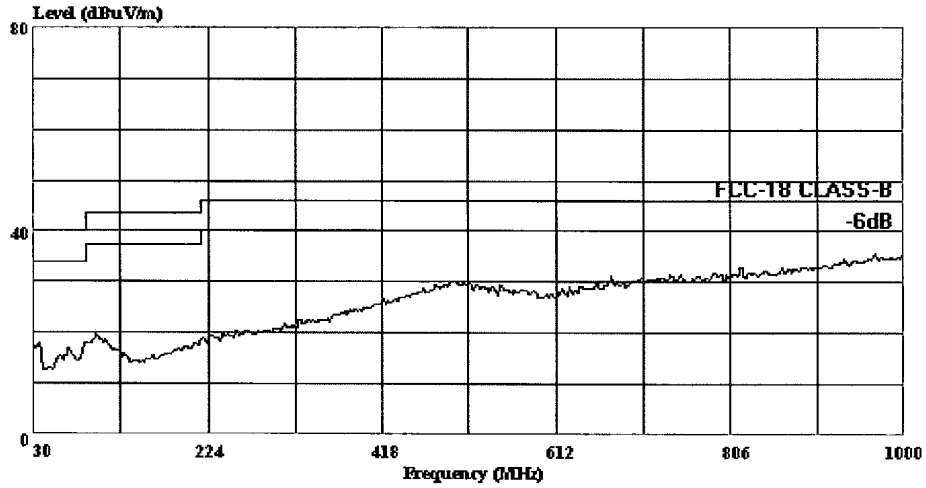

PROVIEW TECHNOLOGY(SHENZHEN)CO.,LTD. (SHENZHEN EMTEK CO.,LTD)

Trace: Ref Trace:

Condition: FCC-18 CLASS-B 3m VULB9163 VERTICAL
eut : Energy Saving Lamp
power: 120V/60Hz
m/n : CFLE 15 T/L/827/840/865
manuf: Everlite

PROVIEW

Bldg.69, Majialong Industrial Zone,
Nanshan District, Shenzhen,
Guangdong, China
Tel: +86-755-26952508
Fax: +86-755-26954282
PROVIEW TECHNOLOGY(SHENZHEN)CO.,LTD. E-mail: webmaster@emcsafety.com

Data#: 13 File#: everlite.EMI Date: 2003-02-26 Time: 18:59:10

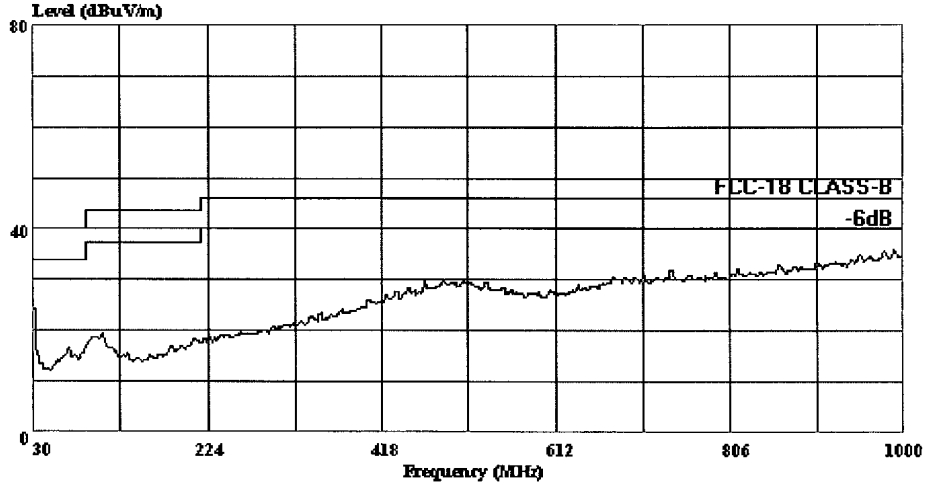

PROVIEW TECHNOLOGY(SHENZHEN)CO.,LTD. (SHENZHEN EMTEK CO.,LTD)

Trace: Ref Trace:

Condition: FCC-18 CLASS-B 3m VULB9163 VERTICAL
eut : Energy Saving Lamp
power: 120V/60Hz
m/n : CFLE 18 T/L/827/840/865
manuf: Everlite

PROVIEW

Bldg.69, Majialong Industrial Zone,
Nanshan District, Shenzhen,
Guangdong, China
Tel: +86-755-26952508
Fax: +86-755-26954282
PROVIEW TECHNOLOGY(SHENZHEN)CO.,LTD. E-mail: webmaster@emcsafety.com

Data#: 14 File#: everlite.EMI Date: 2003-02-26 Time: 19:02:01

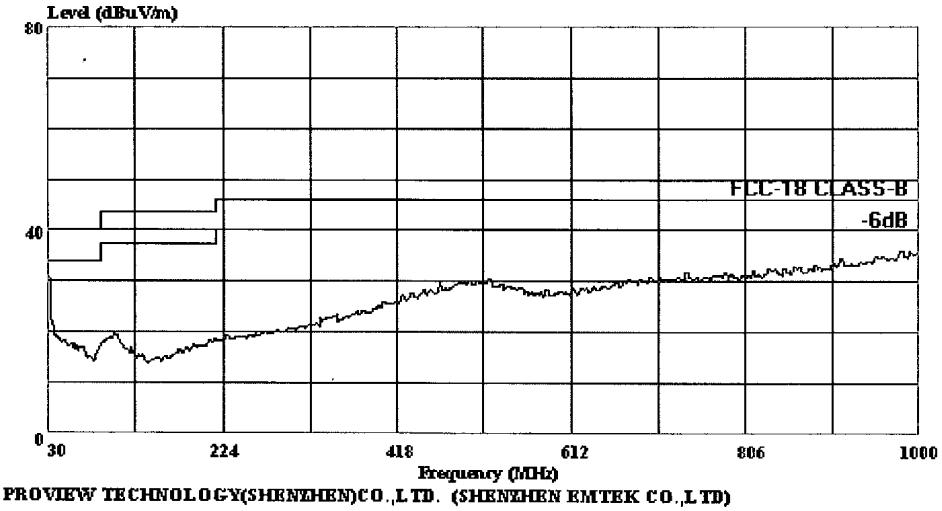

PROVIEW TECHNOLOGY(SHENZHEN)CO.,LTD. (SHENZHEN EMTEK CO.,LTD)

Trace: Ref Trace:

Condition: FCC-18 CLASS-B 3m VULB9163 HORIZONTAL
eut : Energy Saving Lamp
power: 120V/60Hz
m/n : CFLE 18 T/L/827/840/865
manuf: Everlite

PROVIEW

Bldg.69, Majialong Industrial Zone,
Nanshan District, Shenzhen,
Guangdong, China
Tel: +86-755-26952508
Fax: +86-755-26954282
PROVIEW TECHNOLOGY(SHENZHEN)CO.,LTD. E-mail: webmaster@emcsafety.com

Data#: 15 File#: everlite.EMI Date: 2003-02-26 Time: 19:05:22

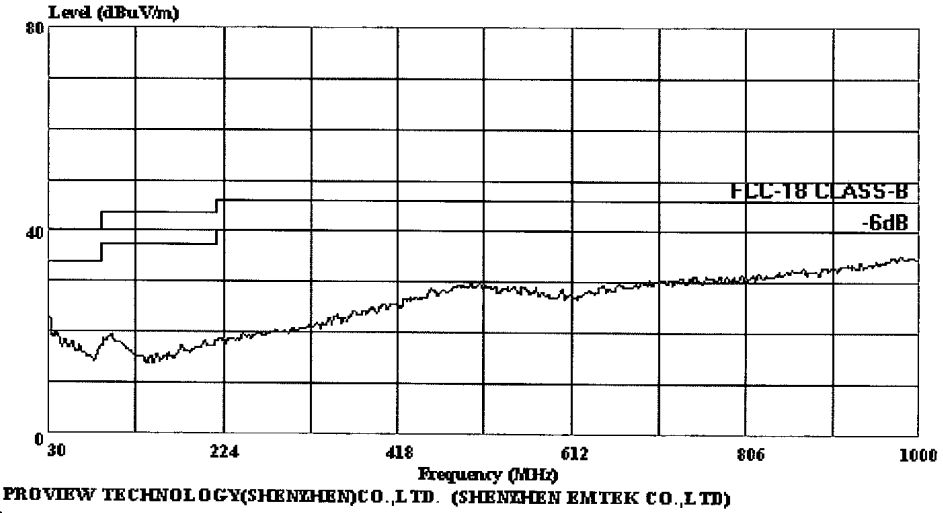

PROVIEW TECHNOLOGY(SHENZHEN)CO.,LTD. (SHENZHEN EMTEK CO.,LTD)

Trace: Ref Trace:

Condition: FCC-18 CLASS-B 3m VULB9163 HORIZONTAL
eut : Energy Saving Lamp
power: 120V/60Hz
m/n : CFLE 20 T/L/827/840/865
manuf: Everlite

PROVIEW

Bldg.69, Majialong Industrial Zone,
Nanshan District, Shenzhen,
Guangdong, China
Tel: +86-755-26952508
Fax: +86-755-26954282
PROVIEW TECHNOLOGY(SHENZHEN)CO.,LTD. E-mail: webmaster@emcsafety.com

Data#: 16 File#: everlite.EMI Date: 2003-02-26 Time: 19:07:21

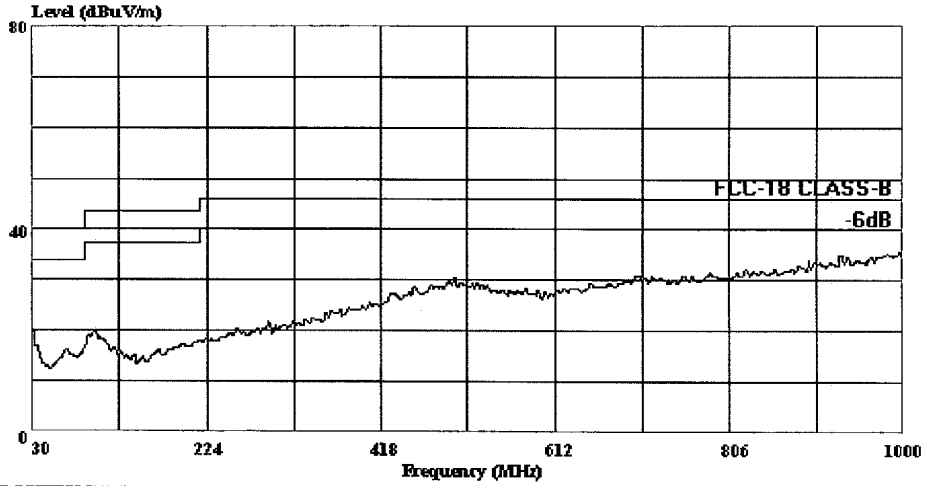

PROVIEW TECHNOLOGY(SHENZHEN)CO.,LTD. (SHENZHEN EMTEK CO.,LTD)

Trace: Ref Trace:

Condition: FCC-18 CLASS-B 3m VULB9163 VERTICAL
eut : Energy Saving Lamp
power: 120V/60Hz
m/n : CFLE 20 T/L/827/840/865
manuf: Everlite

PROVIEW

Bldg.69, Majialong Industrial Zone,
Nanshan District, Shenzhen,
Guangdong, China
Tel: +86-755-26952508
Fax: +86-755-26954282
PROVIEW TECHNOLOGY(SHENZHEN)CO.,LTD. E-mail: webmaster@emcsafety.com

Data#: 82 File#: everlite.EMI Date: 2003-02-27 Time: 17:17:42

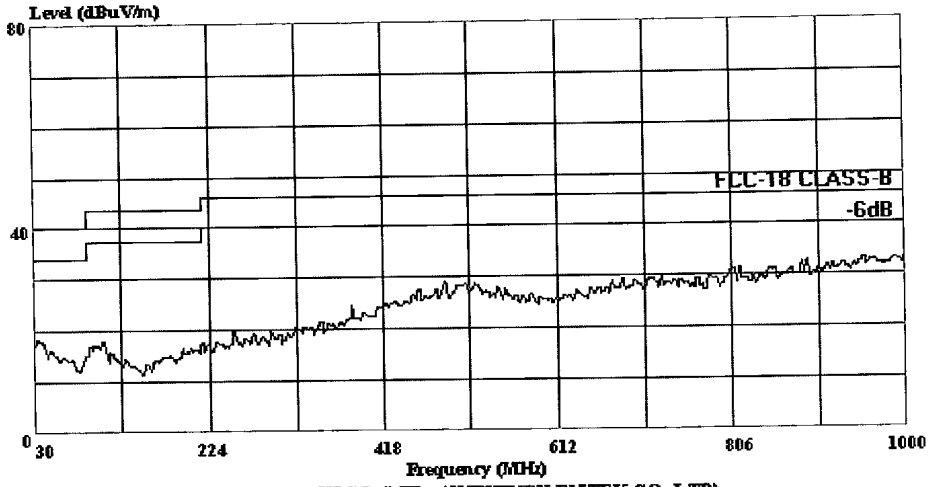

PROVIEW TECHNOLOGY(SHENZHEN)CO.,LTD. (SHENZHEN EMTEK CO.,LTD)

Trace: Ref Trace:

Condition: FCC-18 CLASS-B 3m VULB9163 HORIZONTAL
eut : Energy Saving Lamp
power: 120V/60Hz
m/n : CFLE 23 T/L/827/840/865
manuf: Everlite

PROVIEW

Bldg.69, Majialong Industrial Zone,
Nanshan District, Shenzhen,
Guangdong, China
Tel: +86-755-26952508
Fax: +86-755-26954282
PROVIEW TECHNOLOGY(SHENZHEN)CO.,LTD. E-mail: webmaster@emcsafety.com

Data#: 81 File#: everlite.EMI Date: 2003-02-27 Time: 17:17:01

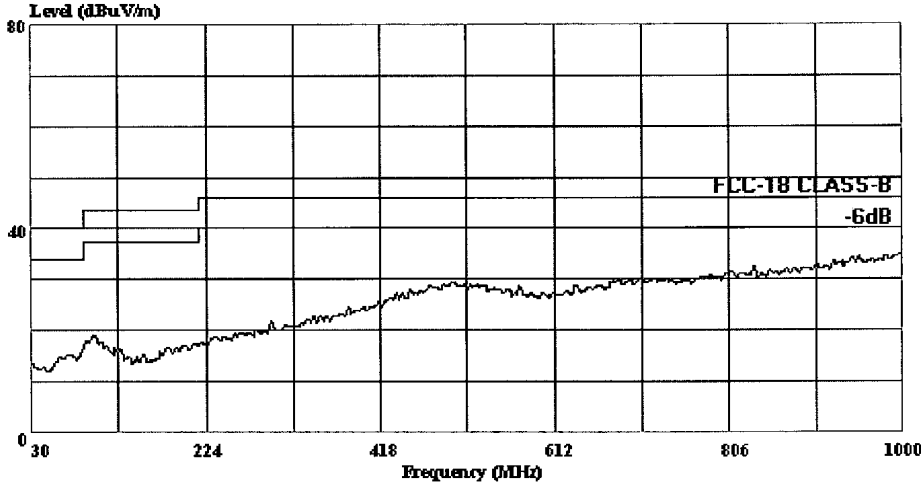

PROVIEW TECHNOLOGY(SHENZHEN)CO.,LTD. (SHENZHEN EMTEK CO.,LTD)

Trace: Ref Trace:

Condition: FCC-18 CLASS-B 3m VULB9163 VERTICAL
eut : Energy Saving Lamp
power: 120V/60Hz
m/n : CFLE 23 T/L/827/840/865
manuf: Everlite

PROVIEW

Bldg.69, Majialong Industrial Zone,
Nanshan District, Shenzhen,
Guangdong, China
Tel: +86-755-26952508
Fax: +86-755-26954282
PROVIEW TECHNOLOGY(SHENZHEN)CO.,LTD. E-mail: webmaster@emcsafety.com

Data#: 17 File#: everlite.EMI Date: 2003-02-26 Time: 19:10:56

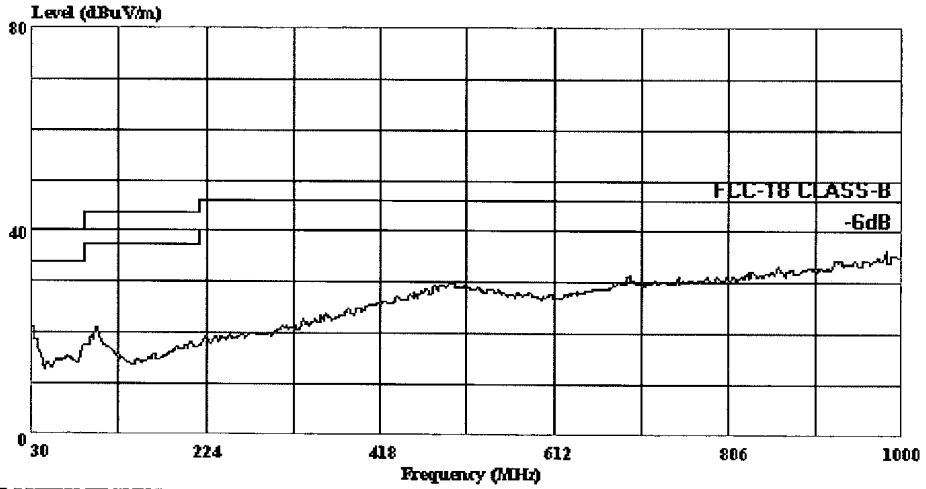

PROVIEW TECHNOLOGY(SHENZHEN)CO.,LTD. (SHENZHEN EMTEK CO.,LTD)

Trace: Ref Trace:

Condition: FCC-18 CLASS-B 3m VULB9163 VERTICAL
eut : Energy Saving Lamp
power: 120V/60Hz
m/n : CFLE 26 T/L/827/840/865
manuf: Everlite

PROVIEW

Bldg.69, Majialong Industrial Zone,
Nanshan District, Shenzhen,
Guangdong, China
Tel: +86-755-26952508
Fax: +86-755-26954282
PROVIEW TECHNOLOGY(SHENZHEN)CO.,LTD. E-mail: webmaster@emcsafety.com

Data#: 18 File#: everlite.EMI Date: 2003-02-26 Time: 19:13:27

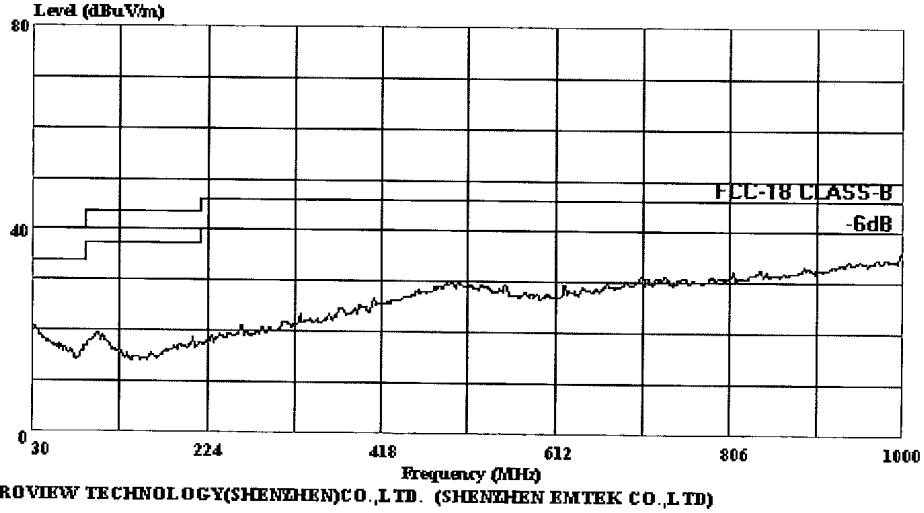

PROVIEW TECHNOLOGY(SHENZHEN)CO.,LTD. (SHENZHEN EMTEK CO.,LTD)

Trace: Ref Trace:

Condition: FCC-18 CLASS-B 3m VULB9163 HORIZONTAL
eut : Energy Saving Lamp
power: 120V/60Hz
m/n : CFLE 26 T/L/827/840/865
manuf: Everlite

PROVIEW

Bldg.69, Majialong Industrial Zone,
Nanshan District, Shenzhen,
Guangdong, China
Tel: +86-755-26952508
Fax: +86-755-26954282
PROVIEW TECHNOLOGY(SHENZHEN)CO.,LTD. E-mail: webmaster@emcsafety.com

Data#: 43 File#: everlite.EMI Date: 2003-02-26 Time: 18:27:15

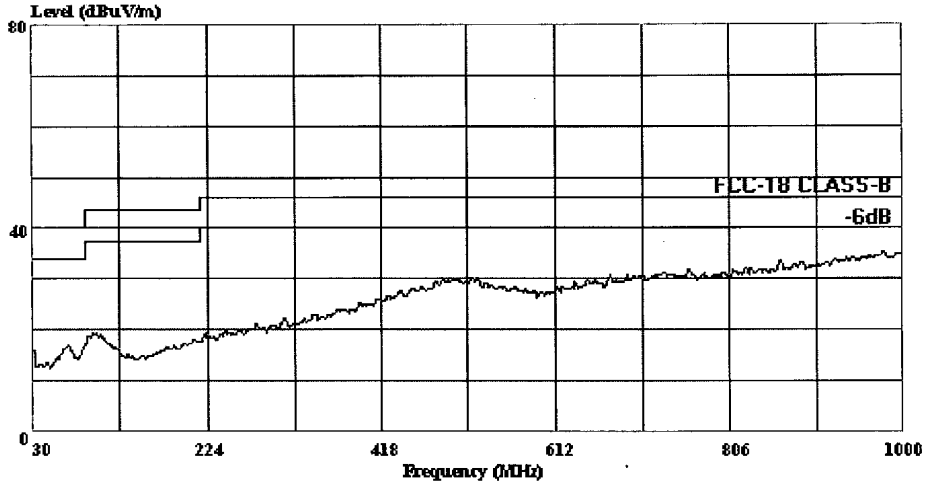

PROVIEW TECHNOLOGY(SHENZHEN)CO.,LTD. (SHENZHEN EMTEK CO.,LTD)

Trace: Ref Trace:

Condition: FCC-18 CLASS-B 3m VULB9163 VERTICAL
eut : Energy Saving Lamp
power: 120V/60Hz
m/n : CFLE 13 T/C/L/827/840/865
manuf: Everlite

PROVIEW

Bldg.69, Majialong Industrial Zone,
Nanshan District, Shenzhen,
Guangdong, China
Tel: +86-755-26952508
Fax: +86-755-26954282
PROVIEW TECHNOLOGY(SHENZHEN)CO.,LTD. E-mail: webmaster@emcsafety.com

Data#: 44 File#: everlite.EMI Date: 2003-02-26 Time: 18:46:29

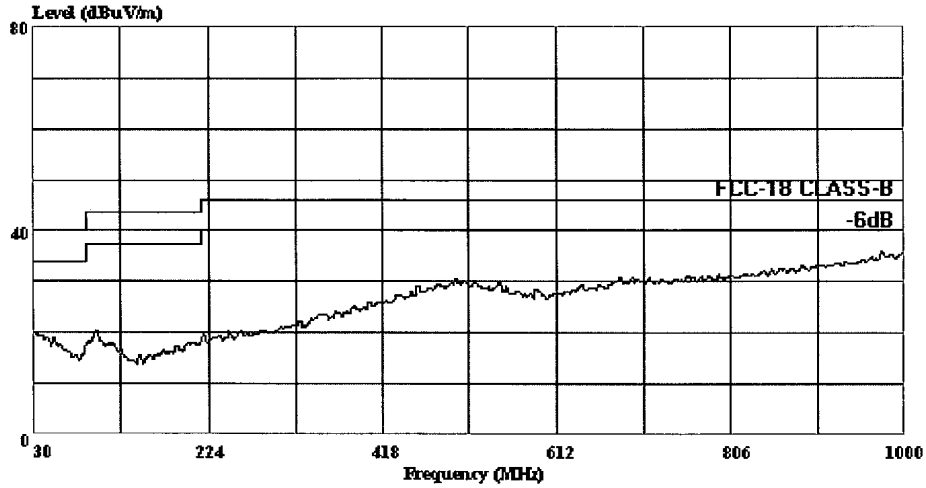

PROVIEW TECHNOLOGY(SHENZHEN)CO.,LTD. (SHENZHEN EMTEK CO.,LTD)

Trace: Ref Trace:

Condition: FCC-18 CLASS-B 3m VULB9163 HORIZONTAL
eut : Energy Saving Lamp
power: 120V/60Hz
m/n : CFLE 13 T/C/L/827/840/865
manuf: Everlite

PROVIEW

Bldg.69, Majialong Industrial Zone,
Nanshan District, Shenzhen,
Guangdong, China
Tel: +86-755-26952508
Fax: +86-755-26954282
PROVIEW TECHNOLOGY(SHENZHEN)CO.,LTD. E-mail: webmaster@emcsafety.com

Data#: 45 File#: everlite.EMI Date: 2003-02-26 Time: 18:53:13

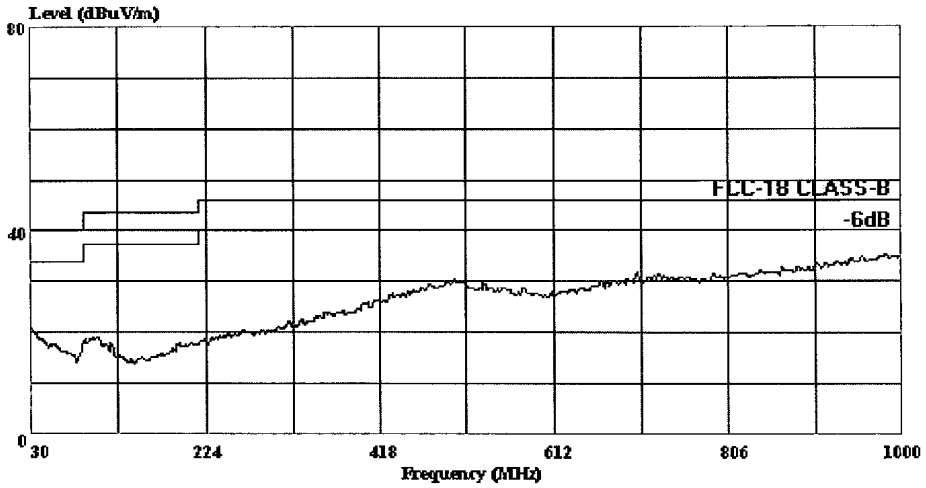

PROVIEW TECHNOLOGY(SHENZHEN)CO.,LTD. (SHENZHEN EMTEK CO.,LTD)

Trace: Ref Trace:

Condition: FCC-18 CLASS-B 3m VULB9163 HORIZONTAL
eut : Energy Saving Lamp
power: 120V/60Hz
m/n : CFLE 15 T/C/L/827/840/865
manuf: Everlite

PROVIEW

Bldg.69, Majialong Industrial Zone,
Nanshan District, Shenzhen,
Guangdong, China
Tel: +86-755-26952508
Fax: +86-755-26954282
PROVIEW TECHNOLOGY(SHENZHEN)CO.,LTD. E-mail: webmaster@emcsafety.com

Data#: 46 File#: everlite.EMI Date: 2003-02-26 Time: 18:58:03

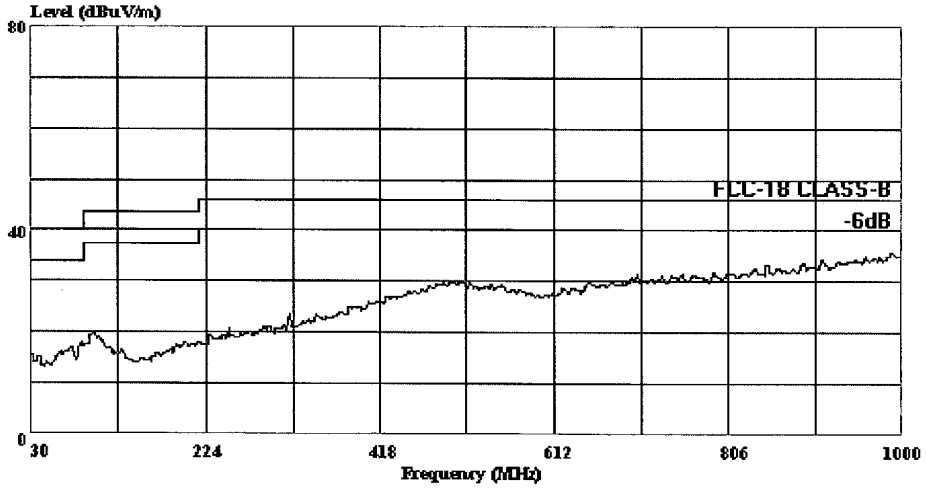

PROVIEW TECHNOLOGY(SHENZHEN)CO.,LTD. (SHENZHEN EMTEK CO.,LTD)

Trace: Ref Trace:

Condition: FCC-18 CLASS-B 3m VULB9163 VERTICAL
eut : Energy Saving Lamp
power: 120V/60Hz
m/n : CFLE 15 T/C/L/827/840/865
manuf: Everlite

PROVIEW

Bldg.69, Majialong Industrial Zone,
Nanshan District, Shenzhen,
Guangdong, China
Tel: +86-755-26952508
Fax: +86-755-26954282
PROVIEW TECHNOLOGY(SHENZHEN)CO.,LTD. E-mail: webmaster@emcsafety.com

Data#: 47 File#: everlite.EMI Date: 2003-02-27 Time: 08:56:38

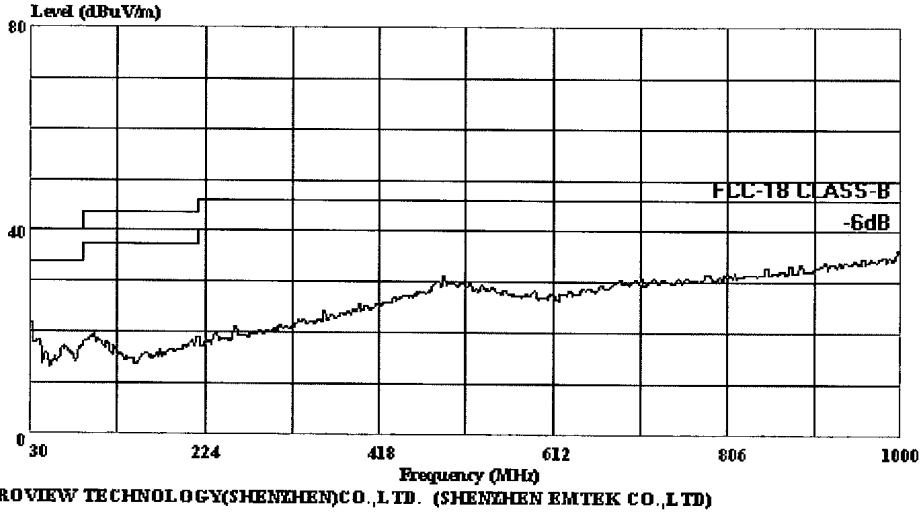

PROVIEW TECHNOLOGY(SHENZHEN)CO.,LTD. (SHENZHEN EMTEK CO.,LTD)

Trace: Ref Trace:

Condition: FCC-18 CLASS-B 3m VULB9163 VERTICAL
eut : Energy Saving Lamp
power: 120V/60Hz
m/n : CFLE 18 T/C/L/827/840/865
manuf: Everlite

PROVIEW

Bldg.69, Majialong Industrial Zone,
Nanshan District, Shenzhen,
Guangdong, China
Tel: +86-755-26952508
Fax: +86-755-26954282
PROVIEW TECHNOLOGY(SHENZHEN)CO.,LTD. E-mail: webmaster@emcsafety.com

Data#: 48 File#: everlite.EMI Date: 2003-02-27 Time: 08:58:07

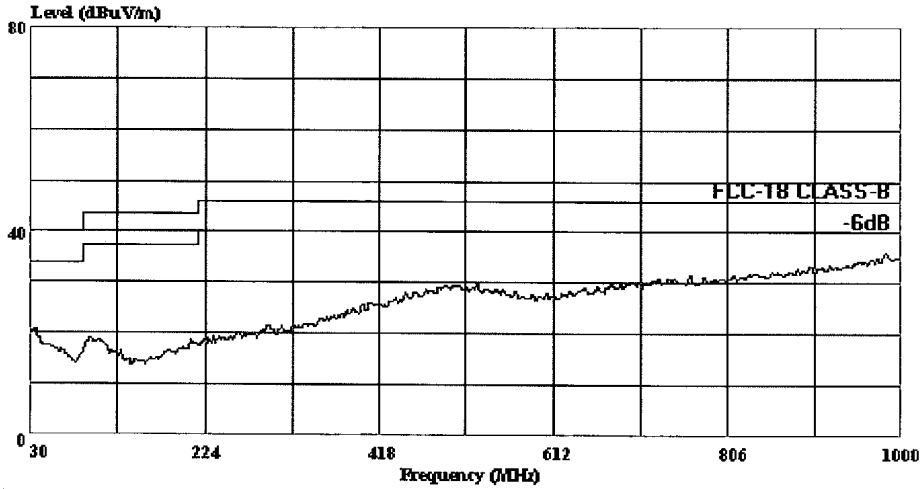

PROVIEW TECHNOLOGY(SHENZHEN)CO.,LTD. (SHENZHEN EMTEK CO.,LTD)

Trace: Ref Trace:

Condition: FCC-18 CLASS-B 3m VULB9163 HORIZONTAL
eut : Energy Saving Lamp
power: 120V/60Hz
m/n : CFLE 18 T/C/L/827/840/865
manuf: Everlite

PROVIEW

Bldg.69, Majialong Industrial Zone,
Nanshan District, Shenzhen,
Guangdong, China
Tel: +86-755-26952508
Fax: +86-755-26954282
PROVIEW TECHNOLOGY(SHENZHEN)CO.,LTD. E-mail: webmaster@emcsafety.com

Data#: 49 File#: everlite.EMI Date: 2003-02-27 Time: 09:00:16

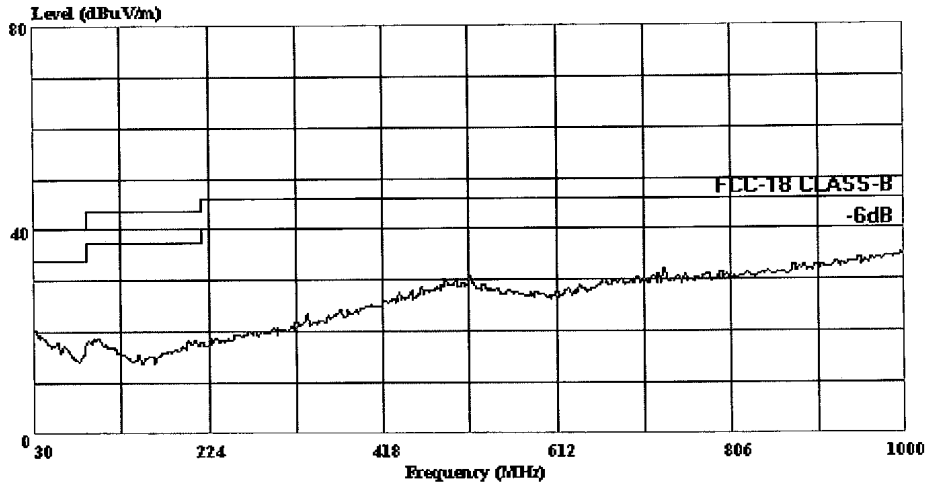

PROVIEW TECHNOLOGY(SHENZHEN)CO.,LTD. (SHENZHEN EMTEK CO.,LTD)

Trace: Ref Trace:

Condition: FCC-18 CLASS-B 3m VULB9163 HORIZONTAL
eut : Energy Saving Lamp
power: 120V/60Hz
m/n : CFLE 20 T/C/L/827/840/865
manuf: Everlite

PROVIEW

Bldg.69, Majialong Industrial Zone,
Nanshan District, Shenzhen,
Guangdong, China
Tel: +86-755-26952508
Fax: +86-755-26954282
PROVIEW TECHNOLOGY(SHENZHEN)CO.,LTD. E-mail: webmaster@emcsafety.com

Data#: 50 File#: everlite.EMI Date: 2003-02-27 Time: 09:01:36

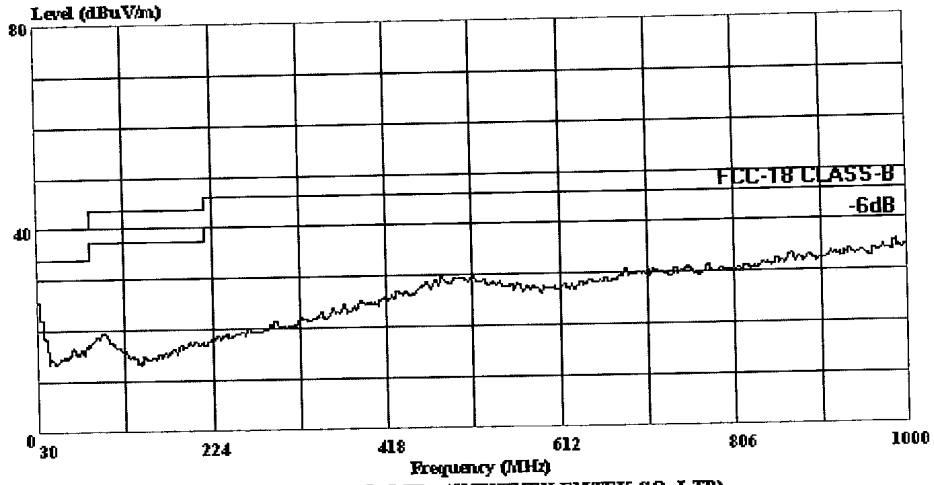

PROVIEW TECHNOLOGY(SHENZHEN)CO.,LTD. (SHENZHEN EMTEK CO.,LTD)

Trace: Ref Trace:

Condition: FCC-18 CLASS-B 3m VULB9163 VERTICAL
eut : Energy Saving Lamp
power: 120V/60Hz
m/n : CFLE 20 T/C/L/827/840/865
manuf: Everlite

PROVIEW

Bldg.69, Majialong Industrial Zone,
Nanshan District, Shenzhen,
Guangdong, China
Tel: +86-755-26952508
Fax: +86-755-26954282
PROVIEW TECHNOLOGY(SHENZHEN)CO.,LTD. E-mail: webmaster@emcsafety.com

Data#: 51 File#: everlite.EMI Date: 2003-02-27 Time: 09:03:07

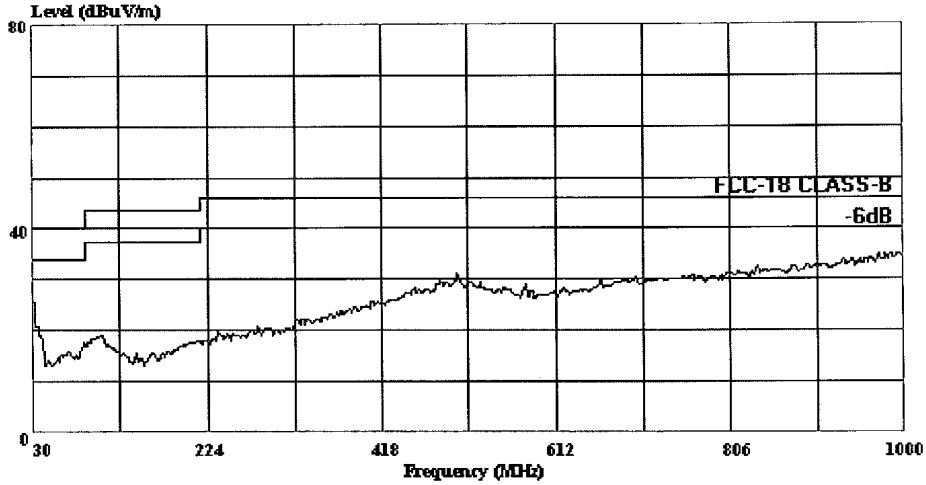

PROVIEW TECHNOLOGY(SHENZHEN)CO.,LTD. (SHENZHEN EMTEK CO.,LTD)

Trace: Ref Trace:

Condition: FCC-18 CLASS-B 3m VULB9163 VERTICAL
eut : Energy Saving Lamp
power: 120V/60Hz
m/n : CFLE 23 T/C/L/827/840/865
manuf: Everlite

PROVIEW

Bldg.69, Majialong Industrial Zone,
Nanshan District, Shenzhen,
Guangdong, China
Tel: +86-755-26952508
Fax: +86-755-26954282
PROVIEW TECHNOLOGY(SHENZHEN)CO.,LTD. E-mail: webmaster@emcsafety.com

Data#: 52 File#: everlite.EMI Date: 2003-02-27 Time: 09:04:22

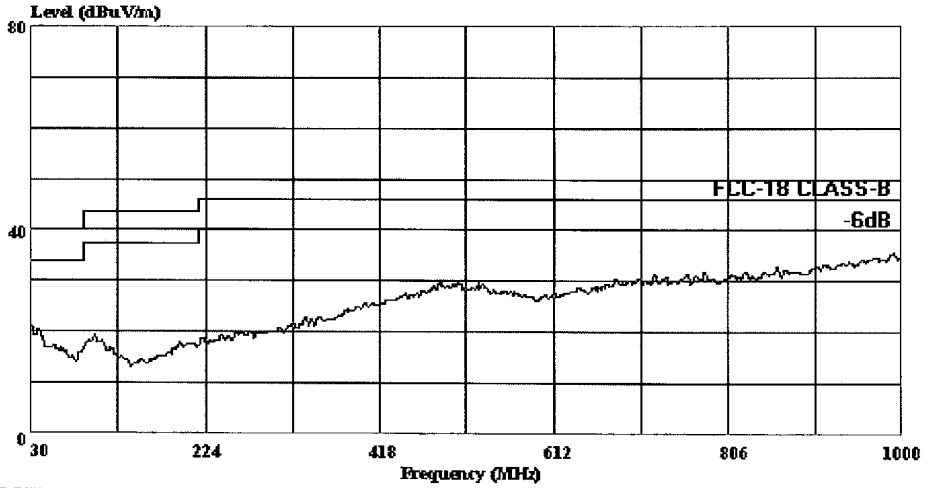

PROVIEW TECHNOLOGY(SHENZHEN)CO.,LTD. (SHENZHEN EMTEK CO.,LTD)

Trace: Ref Trace:

Condition: FCC-18 CLASS-B 3m VULB9163 HORIZONTAL
eut : Energy Saving Lamp
power: 120V/60Hz
m/n : CFLE 23 T/C/L/827/840/865
manuf: Everlite

PROVIEW

Bldg.69, Majialong Industrial Zone,
Nanshan District, Shenzhen,
Guangdong, China
Tel: +86-755-26952508
Fax: +86-755-26954282
PROVIEW TECHNOLOGY(SHENZHEN)CO.,LTD. E-mail: webmaster@emcsafety.com

Data#: 53 File#: everlite.EMI Date: 2003-02-27 Time: 09:07:07

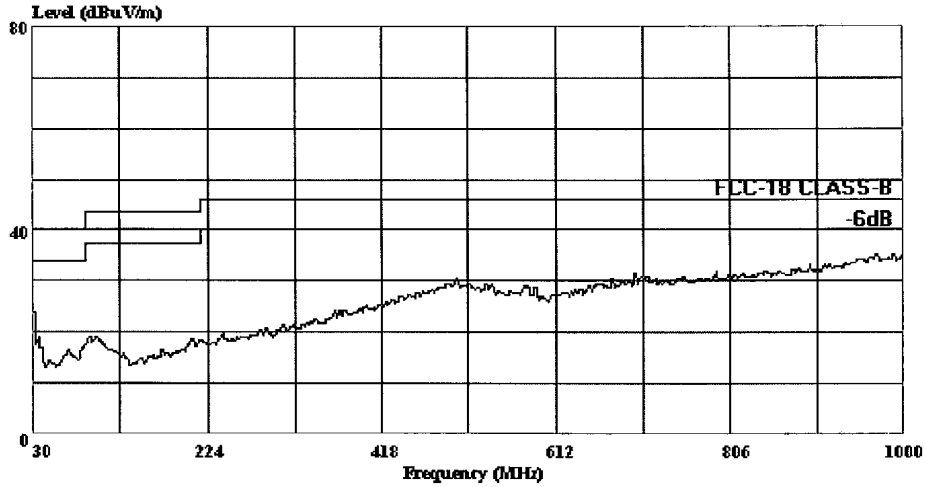

PROVIEW TECHNOLOGY(SHENZHEN)CO.,LTD. (SHENZHEN EMTEK CO.,LTD)

Trace: Ref Trace:

Condition: FCC-18 CLASS-B 3m VULB9163 VERTICAL
eut : Energy Saving Lamp
power: 120V/60Hz
m/n : CFLE 26 T/C/L/827/840/865
manuf: Everlite

PROVIEW

Bldg.69, Majialong Industrial Zone,
Nanshan District, Shenzhen,
Guangdong, China
Tel: +86-755-26952508
Fax: +86-755-26954282
PROVIEW TECHNOLOGY(SHENZHEN)CO.,LTD. E-mail: webmaster@emcsafety.com

Data#: 54 File#: everlite.EMI Date: 2003-02-27 Time: 09:08:32

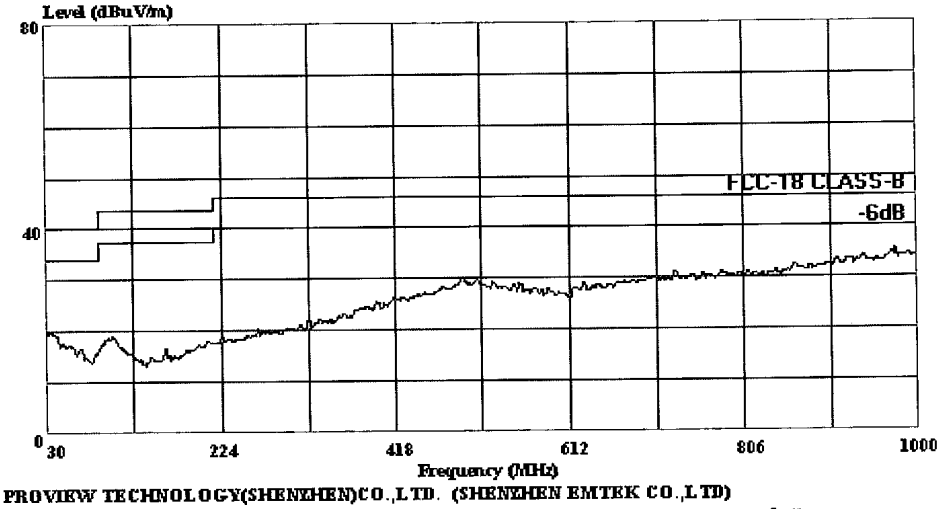

PROVIEW TECHNOLOGY(SHENZHEN)CO.,LTD. (SHENZHEN EMTEK CO.,LTD)

Trace: Ref Trace:

Condition: FCC-18 CLASS-B 3m VULB9163 HORIZONTAL
eut : Energy Saving Lamp
power: 120V/60Hz
m/n : CFLE 26 T/C/L/827/840/865
manuf: Everlite

PROVIEW

Bldg.69, Majialong Industrial Zone,
Nanshan District, Shenzhen,
Guangdong, China
Tel: +86-755-26952508
Fax: +86-755-26954282
PROVIEW TECHNOLOGY(SHENZHEN)CO.,LTD. E-mail: webmaster@emcsafety.com

Data#: 59 File#: everlite.EMI Date: 2003-02-27 Time: 16:59:42

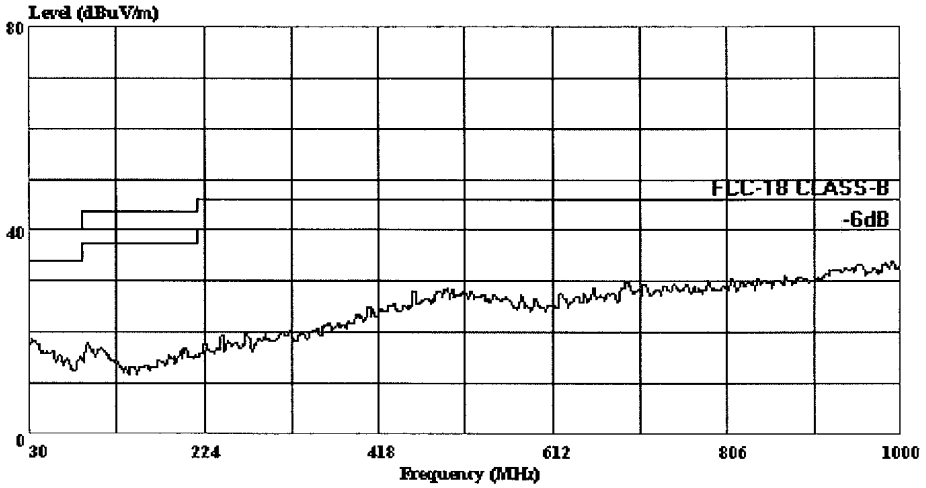

PROVIEW TECHNOLOGY(SHENZHEN)CO.,LTD. (SHENZHEN EMTEK CO.,LTD)

Trace: Ref Trace:

Condition: FCC-18 CLASS-B 3m VULB9163 HORIZONTAL
eut : Energy Saving Lamp
power: 120V/60Hz
m/n : CFLE 18 G/L/827/840/865
manuf: Everlite

PROVIEW

Bldg.69, Majialong Industrial Zone,
Nanshan District, Shenzhen,
Guangdong, China
Tel: +86-755-26952508
Fax: +86-755-26954282
PROVIEW TECHNOLOGY(SHENZHEN)CO.,LTD. E-mail: webmaster@emcsafety.com

Data#: 60 File#: everlite.EMI Date: 2003-02-27 Time: 17:00:12

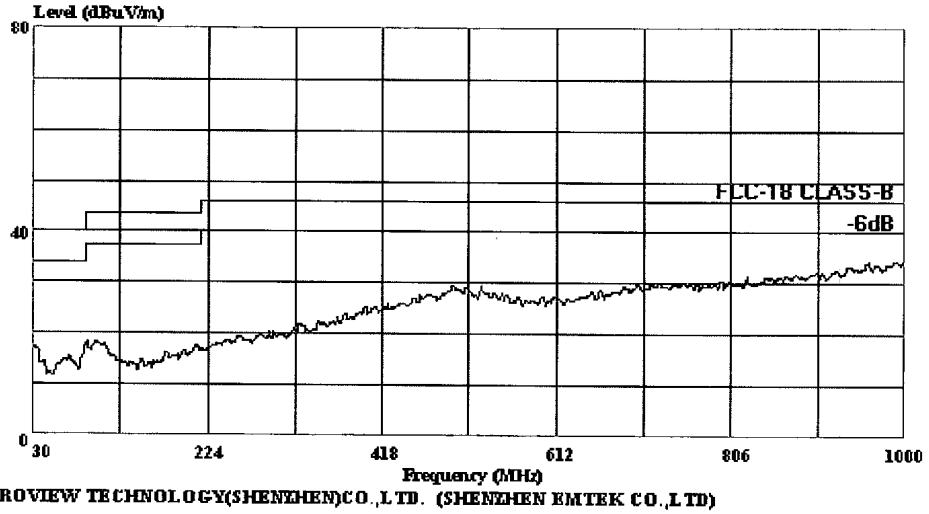

PROVIEW TECHNOLOGY(SHENZHEN)CO.,LTD. (SHENZHEN EMTEK CO.,LTD)

Trace: Ref Trace:

Condition: FCC-18 CLASS-B 3m VULB9163 VERTICAL
eut : Energy Saving Lamp
power: 120V/60Hz
m/n : CFLE 18 G/L/827/840/865
manuf: Everlite

PROVIEW

Bldg.69, Majialong Industrial Zone,
Nanshan District, Shenzhen,
Guangdong, China
Tel: +86-755-26952508
Fax: +86-755-26954282
PROVIEW TECHNOLOGY(SHENZHEN)CO.,LTD. E-mail: webmaster@emcsafety.com

Data#: 57 File#: everlite.EMI Date: 2003-02-27 Time: 09:15:57

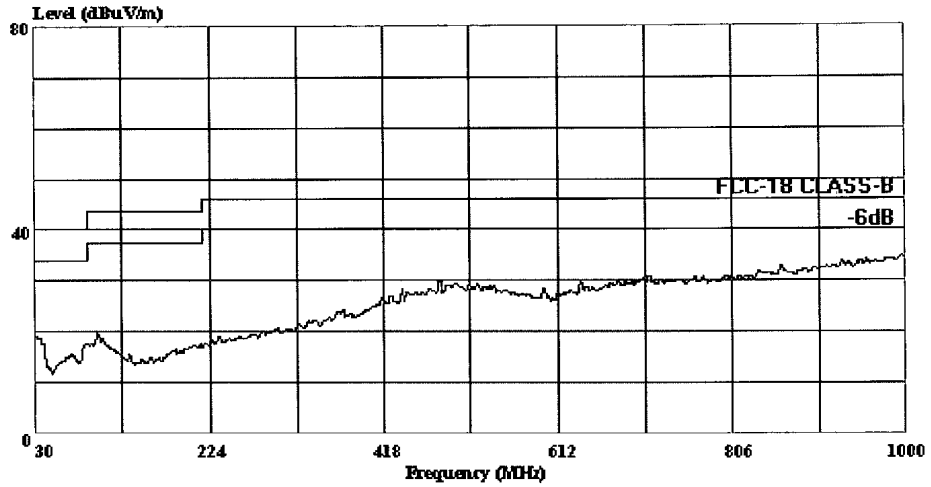

PROVIEW TECHNOLOGY(SHENZHEN)CO.,LTD. (SHENZHEN EMTEK CO.,LTD)

Trace: Ref Trace:

Condition: FCC-18 CLASS-B 3m VULB9163 VERTICAL
eut : Energy Saving Lamp
power: 120V/60Hz
m/n : CFLE 20 G/L/827/840/865
manuf: Everlite

PROVIEW

Bldg.69, Majialong Industrial Zone,
Nanshan District, Shenzhen,
Guangdong, China
Tel: +86-755-26952508
Fax: +86-755-26954282
PROVIEW TECHNOLOGY(SHENZHEN)CO.,LTD. E-mail: webmaster@emcsafety.com

Data#: 58 File#: everlite.EMI Date: 2003-02-27 Time: 09:17:06

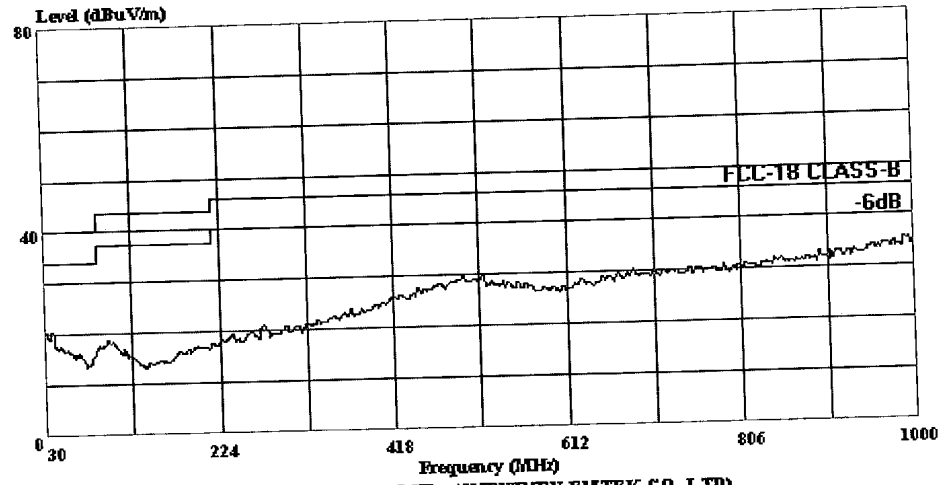

PROVIEW TECHNOLOGY(SHENZHEN)CO.,LTD. (SHENZHEN EMTEK CO.,LTD)

Trace: Ref Trace:

Condition: FCC-18 CLASS-B 3m VULB9163 HORIZONTAL
eut : Energy Saving Lamp
power: 120V/60Hz
m/n : CFLE 20 G/L/827/840/865
manuf: Everlite

PROVIEW

Bldg.69, Majialong Industrial Zone,
Nanshan District, Shenzhen,
Guangdong, China
Tel: +86-755-26952508
Fax: +86-755-26954282
PROVIEW TECHNOLOGY(SHENZHEN)CO.,LTD. E-mail: webmaster@emcsafety.com

Data#: 55 File#: everlite.EMI Date: 2003-02-27 Time: 09:13:12

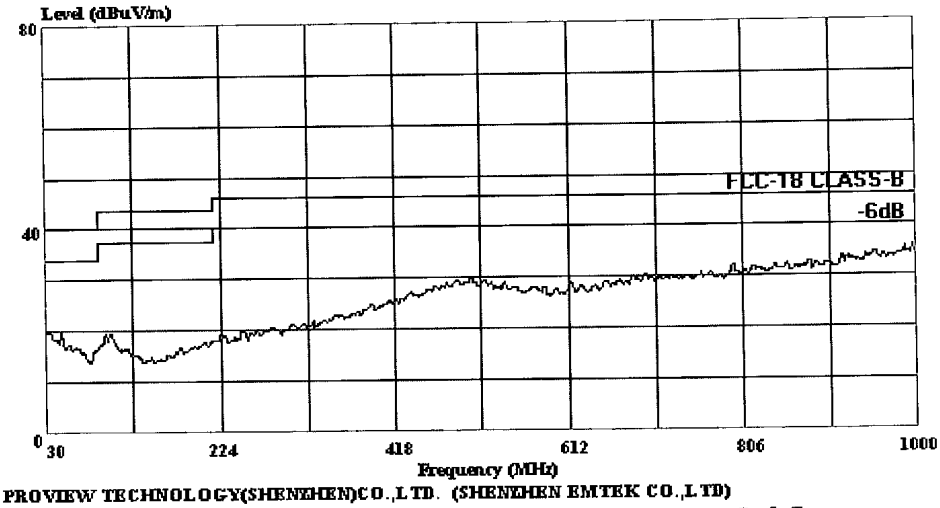

PROVIEW TECHNOLOGY(SHENZHEN)CO.,LTD. (SHENZHEN EMTEK CO.,LTD)

Trace: Ref Trace:

Condition: FCC-18 CLASS-B 3m VULB9163 HORIZONTAL
eut : Energy Saving Lamp
power: 120V/60Hz
m/n : CFLE 23 G/L/827/840/865
manuf: Everlite

PROVIEW

Bldg.69, Majialong Industrial Zone,
Nanshan District, Shenzhen,
Guangdong, China
Tel: +86-755-26952508
Fax: +86-755-26954282
PROVIEW TECHNOLOGY(SHENZHEN)CO.,LTD. E-mail: webmaster@emcsafety.com

Data#: 56 File#: everlite.EMI Date: 2003-02-27 Time: 09:14:37

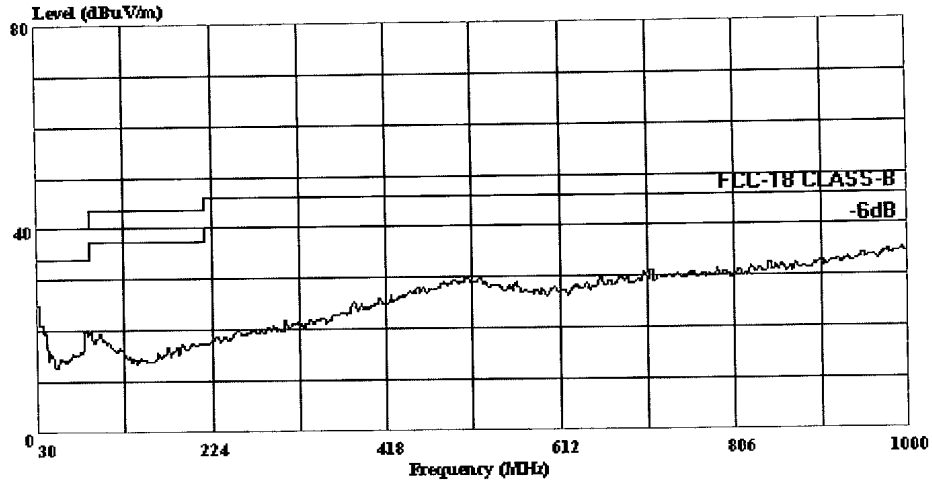

PROVIEW TECHNOLOGY(SHENZHEN)CO.,LTD. (SHENZHEN EMTEK CO.,LTD)

Trace: Ref Trace:

Condition: FCC-18 CLASS-B 3m VULB9163 VERTICAL
eut : Energy Saving Lamp
power: 120V/60Hz
m/n : CFLE 23 G/L/827/840/865
manuf: Everlite