Annex 1: Measurement diagrams to
T E S T R E P O R T
No.: 17-1-0165401T01

According to:
FCC Regulations
Part 22, Part 24, Part 27

for

peiker acustic GmbH

ATM-02-MEX-R1
Telematic Device

FCC: QWY-ATM2-R-11

Laboratory Accreditation and Listings		
DAkkS Deutsche Akkreditierungsstelle D-PL-12047-01-01 Accredited EMC-Test Laboratory	Industry Canada Reg. No.: 3462D-1 Reg. No.: 3462D-2 Reg. No.: 3462D-3	VCI Voluntary Controls for Electromagnetic Emissions Reg. No.: R-20013, C-20009, T-20006, G-20013
Wi Fi ALLIANCE AUTHORIZED RF LABORATORY	ctia Authorized™ Test Lab Lab Code: 20011130-00	FCC FEDERAL COMMUNICATIONS COMMISSION USA MRA US-EU 0003
accredited according to DIN EN ISO/IEC 17025		
CETECOM GmbH Laboratory Radio Communications & Electromagnetic Compatibility Im Teelbruch 116 • 45219 Essen • Germany Registered in Essen, Germany, Reg. No.: HRB Essen 8984 Tel.: + 49 (0) 20 54 / 95 19-954 • Fax: + 49 (0) 20 54 / 95 19-964 E-mail: info@cetecom.com • Internet: www.cetecom.com		
Laboratory Accreditation and Listings		

Table of contents

1. MEASUREMENT DIAGRAMS LTE-MODE 3

1.1. Power conducted 3
1.2. PAPR-Value (CCDF plots) 8
1.3. Spurious emissions radiated (LTE Band 2) 32
1.4. Spurious emissions radiated (LTE Band 4) 38
1.5. Spurious emissions radiated (LTE Band 5) 44
1.6. Spurious emissions radiated (LTE Band 7) 50
1.7. Spurious emissions radiated (LTE Band 12) 58
1.8. Radiated emissions – band-edge (LTE Band 2) 64
1.9. Radiated emissions – band-edge (LTE Band 4) 70
1.10. Radiated emissions – band-edge (LTE Band 5) 78
1.11. Radiated emissions – band-edge (LTE Band 7) 82
1.12. Radiated emissions – band-edge (LTE Band 12) 98

1. Measurement diagrams LTE-mode

1.1. Power conducted

1.1.1. Power conducted LTE-Band 2

LTE-Band 2				QPSK-Modulation			16-QAM-Modulation						
channel bandwidth	ARFCN ch. no.	ARFCN-Frequency [MHz]	Resource block allocation	Peak detektor [dBm]	RMS detektor [dBm]	PAR Faktor [dB]	Peak detektor [dBm]	RMS detektor [dBm]	PAR Faktor [dB]	max. modulation QPSK	max. modulation 16QAM	max. bandwidth	absolute max. value channels/bandwidths
1.4 MHz	18607	1850,7	1 RB low	25,0911	20,8898	4,2013	25,2167	20,5043	4,7124	20,947	20,504	20,9472	21,4416
			1 RB high	25,0353	20,727	4,3083	25,1189	20,3487	4,7702				
			50% RB mid	25,1611	20,9472	4,2139	25,1524	20,3532	4,7992				
			100% RB	25,3253	19,6899	5,6354	25,3005	18,9811	6,3194				
	18900	1880	1 RB low	25,4447	20,8168	4,6279	25,3231	19,9915	5,3316	20,817	20,015		
			1 RB high	25,0753	20,3273	4,748	25,3441	20,0148	5,3293				
			50% RB mid	25,3897	20,7594	4,6303	25,2828	19,984	5,2988				
			100% RB	25,2196	19,1736	6,046	25,3149	18,7238	6,5911				
	19193	1909,3	1 RB low	23,2276	19,5663	3,6613	23,6527	19,7237	3,929	19,566	19,724		
			1 RB high	22,8946	19,4092	3,4854	23,2567	19,5024	3,7543				
			50% RB mid	22,8885	19,3417	3,5468	23,2782	19,5966	3,6816				
			100% RB	23,7947	18,3224	5,4723	23,8894	18,3572	5,5322				
3 MHz	18615	1851,5	1 RB low	24,8914	20,9438	3,9476	25,0656	20,6248	4,4408	20,944	20,625	20,9438	
			1 RB high	24,8856	20,763	4,1226	25,0632	20,3941	4,6691				
			50% RB mid	24,254	19,7554	4,4986	24,9686	20,2352	4,7334				
			100% RB	25,204	19,8198	5,3842	25,199	18,9978	6,2012				
	18900	1880	1 RB low	24,7626	20,3701	4,3925	25,1088	20,3314	4,7774	20,37	20,331		
			1 RB high	24,6862	20,3605	4,3257	24,8967	19,8874	5,0093				
			50% RB mid	24,051	19,3724	4,6786	24,9749	19,9976	4,9773				
			100% RB	25,1652	19,3423	5,8229	25,0565	18,6756	6,3809				
	19185	1908,5	1 RB low	23,3775	19,5057	3,8718	23,8593	19,8696	3,9897	19,506	19,87		
			1 RB high	22,5576	19,3434	3,2142	23,0119	19,8184	3,1935				
			50% RB mid	22,7058	18,4204	4,2854	23,4155	19,4719	3,9436				
			100% RB	23,8339	18,3971	5,4368	24,11	18,2565	5,8535				
5 MHz	18625	1852,5	1 RB low	24,9303	21,0656	3,8647	25,1279	20,6225	4,5054	**21,066**	20,623	21,0656	
			1 RB high	25,0066	20,9923	4,0143	25,0869	20,338	4,7489				
			50% RB mid	24,7342	19,7753	4,9589	25,0449	20,0664	4,9785				
			100% RB	25,5517	19,7065	5,8452	25,2748	18,9865	6,2883				
	18900	1880	1 RB low	24,9091	20,5976	4,3115	25,0948	20,1879	4,9069	20,598	20,188		
			1 RB high	24,6703	20,3685	4,3018	24,8688	19,9501	4,9187				
			50% RB mid	24,3908	19,3994	4,9914	25,1194	19,8216	5,2978				
			100% RB	24,7021	19,361	5,3411	25,6102	18,7606	6,8496				
	19175	1907,5	1 RB low	23,6898	19,8439	3,8459	24,0127	19,8337	4,179	19,844	19,834		
			1 RB high	22,5923	19,4641	3,1282	22,9875	19,6849	3,3026				
			50% RB mid	23,2398	18,3814	4,8584	23,653	19,2934	4,3596				
			100% RB	23,6006	18,3634	5,2372	24,0883	18,0802	6,0081				
10 MHz	18650	1855	1 RB low	25,1458	21,2663	3,8795	25,187	**20,7182**	4,4688	**21,266**	**20,718**	**21,2663**	
			1 RB high	24,9822	20,7611	4,2211	25,0196	20,3558	4,6638				
			50% RB mid	24,673	19,898	4,775	24,4325	18,9097	5,5228				
			100% RB	25,5354	19,6424	5,893	25,498	18,936	6,562				
	18900	1880	1 RB low	24,9253	20,7688	4,1565	25,0678	20,3325	4,7353	20,769	20,333		
			1 RB high	24,8777	20,6072	4,2705	25,0314	20,2809	4,7505				
			50% RB mid	24,3248	19,4206	4,9042	24,1972	18,7234	5,4738				
			100% RB	25,0264	19,4266	5,5998	24,9457	18,6632	6,2825				
	19150	1905	1 RB low	23,8371	**19,7693**	4,0678	24,2502	19,8313	4,4189	**19,769**	19,831		
			1 RB high	22,7193	19,5516	3,1677	23,0131	19,7038	3,3093				
			50% RB mid	23,1706	18,4592	4,7114	23,3823	18,1261	5,2562				
			100% RB	24,0891	18,4913	5,5978	24,6429	18,0971	6,5458				
15 MHz	18675	1857,5	1 RB low	25,09	21,1034	3,9866	25,1599	20,4794	4,6805	21,103	20,479	21,1034	
			1 RB high	25,1608	21,0759	4,0849	25,0264	20,4244	4,602				
			50% RB mid	24,512	19,6801	4,8319	25,0478	19,8602	5,1876				
			100% RB	25,6007	19,7165	5,8842	25,5737	18,8267	6,747				
	18900	1880	1 RB low	24,7077	20,5147	4,193	25,315	20,341	4,974	20,681	20,417		
			1 RB high	24,7966	20,6807	4,1159	25,257	20,417	4,84				
			50% RB mid	24,1964	19,3546	4,8418	24,8925	19,6798	5,2127				
			100% RB	25,5541	19,3136	6,2405	25,6356	18,5738	7,0618				
	19125	1902,5	1 RB low	24,2321	20,257	3,9751	24,3891	19,8994	4,4897	20,257	20,425		
			1 RB high	22,4235	20,2292	2,1943	22,9965	20,4246	2,5719				
			50% RB mid	23,6074	18,848	4,7594	23,9946	19,2934	4,7012				
			100% RB	24,9971	18,9446	6,0525	25,1262	18,2902	6,836				
20 MHz	18700	1860	1 RB low	25,2694	21,4416	3,8278	25,116	20,4661	4,6499	**21,442**	20,466	**21,4416**	
			1 RB high	25,2376	**20,854**	4,3836	25,1678	20,23	4,9378				
			50% RB mid	25,256	**20,223**	5,033	24,9356	19,9372	4,9984				
			100% RB	25,4031	19,5665	5,8366	25,4839	18,924	6,5599				
	18900	1880	1 RB low	24,7247	**20,5067**	4,218	24,7606	19,9181	4,8425	20,819	20,792		
			1 RB high	24,7959	20,8193	3,9766	25,594	20,7917	4,8023				
			50% RB mid	24,2763	19,4154	4,8609	25,1463	19,6305	5,5158				
			100% RB	25,6666	19,4958	6,1708	25,7739	18,6751	7,0988				
	19100	1900	1 RB low	24,2657	20,11	4,1557	25,2525	20,6521	4,6004	20,244	20,652		
			1 RB high	22,8342	20,2435	2,5907	23,5266	20,2777	3,2489				
			50% RB mid	23,638	18,7961	4,8419	24,3312	19,4769	4,8543				
			100% RB	24,8677	19,0102	5,8575	25,2377	18,7977	6,44				

1.1.2. Power conducted LTE-Band 4

LTE-Band 4				QPSK-Modulation			16-QAM-Modulation						
channel bandwidth	ARFCN ch. no.	ARFCN-Frequency [MHz]	Resource block allocation	Peak detektor [dBm]	RMS detektor [dBm]	PAR Faktor [dB]	Peak detektor [dBm]	RMS detektor [dBm]	PAR Faktor [dB]	max. modulation QPSK	max. modulation 16-QAM	max. channel	absolute max. value
1.4 MHz	19957	1710,7	1 RB low	25,8717	21,5742	4,2975	25,8281	21,2257	4,6024	21,678	21,2257	21,678	22,066
			1 RB high	25,8413	21,5597	4,2816	25,9136	20,834	5,0796				
			50% RB mid	25,8847	21,678	4,2067	25,8907	20,8674	5,0233				
			100% RB	26,0276	20,4646	5,563	25,8904	19,6434	6,247				
	20175	1732,5	1 RB low	25,416	21,0323	4,3837	25,4194	20,4457	4,9737	21,041	20,5315		
			1 RB high	25,4634	21,0133	4,4501	25,4064	20,4377	4,9687				
			50% RB mid	25,4929	21,041	4,4519	25,4639	20,5315	4,9324				
			100% RB	25,7505	19,9576	5,7929	25,6709	19,0778	6,5931				
	20393	1754,3	1 RB low	24,9383	20,4542	4,4841	24,997	19,8637	5,1333	20,7219	20,1042		
			1 RB high	24,8578	20,5341	4,3237	24,901	20,1042	4,7968				
			50% RB mid	24,9107	20,7219	4,1888	24,9112	19,6838	5,2274				
			100% RB	25,5216	19,5046	6,017	24,8703	18,563	6,3073				
3 MHz	19965	1711,5	1 RB low	25,7024	21,7285	3,9739	25,7899	21,2959	4,494	21,7285	21,2959	21,7285	
			1 RB high	25,7513	21,691	4,0603	25,6738	21,0752	4,5986				
			50% RB mid	24,9781	20,5797	4,3984	25,7153	20,83	4,8853				
			100% RB	25,9615	20,5186	5,4429	25,9654	19,6122	6,3532				
	20175	1732,5	1 RB low	25,2272	21,0636	4,1636	25,2023	20,5757	4,6266	21,0636	20,5757		
			1 RB high	25,2889	21,0366	4,2523	25,2187	20,4516	4,7671				
			50% RB mid	24,4425	20,0634	4,3791	25,178	20,244	4,934				
			100% RB	25,6859	20,0334	5,6525	25,6857	19,2304	6,4553				
	20385	1753,5	1 RB low	24,8426	20,7322	4,1104	24,8643	20,0566	4,8077	20,9189	20,0566		
			1 RB high	24,8064	20,9189	3,8875	24,6862	19,8646	4,8216				
			50% RB mid	24,1421	19,7085	4,4336	25,0059	20,0151	4,9908				
			100% RB	25,0879	19,5403	5,5476	24,7027	18,4962	6,2065				
5 MHz	19975	1712,5	1 RB low	25,7985	21,8059	3,9926	25,9087	21,4563	4,4524	21,869	21,4563	21,869	
			1 RB high	25,9565	21,869	4,0875	25,8957	20,9717	4,924				
			50% RB mid	25,5301	20,5898	4,9403	25,9383	21,0718	4,8665				
			100% RB	26,1033	20,5642	5,5391	26,3939	19,7877	6,6062				
	20175	1732,5	1 RB low	25,6464	21,5097	4,1367	25,2906	20,4321	4,8585	21,5097	20,4321		
			1 RB high	25,1876	20,9347	4,2529	25,1919	20,3005	4,8914				
			50% RB mid	24,9362	20,1077	4,8285	25,2212	20,1969	5,0243				
			100% RB	25,8486	19,9865	5,8621	25,7502	19,0353	6,7149				
	20375	1752,5	1 RB low	25,0496	20,7883	4,2613	24,9884	20,0937	4,8947	20,9145	20,0937		
			1 RB high	24,8424	20,9145	3,9279	24,7463	19,9068	4,8395				
			50% RB mid	24,544	19,6823	4,8617	24,8254	19,8111	5,0143				
			100% RB	24,9132	19,6292	5,284	25,0646	18,6806	6,384				
10 MHz	20000	1715	1 RB low	25,9238	21,853	4,0708	25,9701	21,4773	4,4928	22,0663	21,4773	22,0663	
			1 RB high	26,0309	22,0663	3,9646	26,0979	21,4468	4,6511				
			50% RB mid	25,1955	20,5326	4,6629	25,116	19,8349	5,2811				
			100% RB	26,1798	20,8222	5,3576	26,3146	19,771	6,5436				
	20175	1732,5	1 RB low	25,3585	21,4256	3,9329	25,3213	20,7572	4,5641	**21,4256**	20,7572		
			1 RB high	25,3923	**21,3274**	4,0649	25,4854	20,6929	4,7925				
			50% RB mid	24,8391	20,03	4,8091	24,4034	19,0431	5,3603				
			100% RB	26,0723	20,0989	5,9734	25,6003	19,0649	6,5354				
	20350	1750	1 RB low	25,2014	**20,9813**	4,2201	24,9746	19,9988	4,9758	**20,9813**	20,0164		
			1 RB high	24,8853	20,9577	3,9276	24,8198	20,0164	4,8034				
			50% RB mid	24,4184	19,70	4,7174	24,0592	18,6895	5,3697				
			100% RB	25,5225	19,5734	5,9491	25,1182	18,6823	6,4359				
15 MHz	20025	1717,5	1 RB low	25,3327	21,0409	4,2918	25,4746	20,5173	4,9573	21,0409	20,5173	21,0409	
			1 RB high	25,29	21,0356	4,2544	25,1956	20,1894	5,0062				
			50% RB mid	25,0448	20,1692	4,8756	25,4875	20,2181	5,2694				
			100% RB	25,9912	20,1096	5,8816	25,9311	19,0713	6,8598				
	20175	1732,5	1 RB low	24,6801	20,6173	4,0628	24,6528	19,8258	4,827	20,6173	19,843		
			1 RB high	24,6281	20,384	4,2441	24,6532	19,843	4,8102				
			50% RB mid	24,4942	19,6786	4,8156	24,9542	19,7633	5,1909				
			100% RB	25,7156	19,5424	6,1732	25,4274	18,4031	7,0243				
	20325	1747,5	1 RB low	24,3608	20,0667	4,2941	24,5786	19,9656	4,613	20,0857	19,9656		
			1 RB high	24,2417	20,0857	4,156	24,395	19,8179	4,5771				
			50% RB mid	24,2021	19,4311	4,771	24,6299	19,4337	5,1962				
			100% RB	25,9307	19,692	6,2387	25,1444	18,1407	7,0037				
20 MHz	20050	1720	1 RB low	25,4358	**21,0393**	4,3965	25,134	20,643	4,491	**21,555**	20,643	21,555	
			1 RB high	25,7739	21,555	4,2189	25,567	20,543	5,024				
			50% RB mid	25,0624	20,2005	4,8619	25,4752	20,2672	5,208				
			100% RB	26,1691	20,1472	6,0219	25,8583	19,091	6,7673				
	20175	1732,5	1 RB low	24,6914	20,47	4,2214	24,6915	19,7063	4,9852	20,4942	19,7311		
			1 RB high	24,7462	20,4942	4,252	24,7453	19,7311	5,0142				
			50% RB mid	24,5214	19,7014	4,82	24,8252	19,6694	5,1558				
			100% RB	25,6656	19,5873	6,0783	25,283	18,4649	6,8181				
	20300	1745	1 RB low	24,6832	20,4606	4,2226	24,4867	19,6546	4,8321	20,4606	19,6546		
			1 RB high	24,3708	20,2819	4,0889	24,4924	19,6493	4,8431				
			50% RB mid	24,258	19,3035	4,9545	24,8808	19,5711	5,3097				
			100% RB	25,5578	19,3072	6,2506	25,3847	18,2462	7,1385				

1.1.3. Power conducted LTE-Band 5

LTE-Band 5				QPSK-Modulation			16-QAM-Modulation						
channel bandwidth	ARFCN ch. no.	ARFCN-Frequency [MHz]	Resource block allocation	Peak detektor [dBm]	RMS detektor [dBm]	PAR Faktor [dB]	Peak detektor [dBm]	RMS detektor [dBm]	PAR Faktor [dB]	max. modulation QPSK	max. modulation 16-QAM	max. channel	absolute max. value
1.4 MHz	20407	824.7	1 RB low	25,4278	21,0455	4,3823	25,3666	20,5506	4,816	21,59	20,55	21,59	22,00
			1 RB high	25,8855	21,586	4,2995	25,6153	20,3939	5,2214				
			50% RB mid	26,0249	21,4611	4,5638	25,6814	20,3848	5,2966				
			100% RB	26,273	20,3355	5,9375	25,6942	19,1029	6,5913				
	20525	836.5	1 RB low	25,9004	21,1779	4,7225	25,5877	20,1726	5,4151	21,27	20,29		
			1 RB high	25,6799	21,0753	4,6046	25,5793	20,2947	5,2846				
			50% RB mid	26,03	21,27	4,7611	25,9006	20,2593	5,6413				
			100% RB	26,6658	20,2114	6,4544	26,0082	18,9731	7,0351				
	20643	848.3	1 RB low	25,9114	21,2572	4,6542	25,9603	20,7443	5,216	**21,46**	20,74		
			1 RB high	25,7561	**21,4045**	4,3516	25,7125	20,5124	5,2001				
			50% RB mid	26,1122	21,4612	4,651	26,2679	20,7121	5,5558				
			100% RB	26,7244	20,4164	6,308	26,1777	19,3084	6,8693				
3 MHz	20415	825.5	1 RB low	25,552	21,4702	4,0818	25,3922	20,5742	4,818	21,47	20,57	21,63	
			1 RB high	25,6732	21,2434	4,4298	25,7113	20,5035	5,2078				
			50% RB mid	24,9436	20,1207	4,8229	25,7797	20,5623	5,2174				
			100% RB	26,1139	20,0973	6,0166	25,7001	19,1381	6,562				
	20525	836.5	1 RB low	25,8153	21,2357	4,5796	25,8402	20,416	5,4242	21,24	20,60		
			1 RB high	25,8532	21,2254	4,6278	25,4323	20,3271	5,1052				
			50% RB mid	25,765	21,2123	4,5527	25,8008	20,595	5,2058				
			100% RB	26,0896	20,3656	5,724	26,2353	19,1254	7,1099				
	20635	847.5	1 RB low	26,1745	21,6265	4,548	26,0814	20,9077	5,1737	21,63	20,91		
			1 RB high	25,7736	21,5475	4,2261	25,8173	20,9079	4,9094				
			50% RB mid	25,6749	20,6771	4,9978	26,0263	20,7681	5,2582				
			100% RB	26,1115	20,544	5,5675	25,9396	19,4101	6,5295				
5 MHz	20425	826.5	1 RB low	25,8023	21,6686	4,1337	25,6297	21,1437	4,486	21,67	21,14	**22,00**	
			1 RB high	26,1327	**21,4149**	4,7178	26,0921	20,7401	5,352				
			50% RB mid	26,0146	20,3906	5,624	26,0557	20,6407	5,415				
			100% RB	25,7563	20,2341	5,5222	26,2801	19,3739	6,9062				
	20525	836.5	1 RB low	26,0997	**21,4438**	4,6559	26,1168	20,7801	5,3367	**21,44**	20,88		
			1 RB high	25,523	21,32	4,2045	25,6485	20,8806	4,7679				
			50% RB mid	25,6632	20,1185	5,5447	26,0244	20,7183	5,3061				
			100% RB	26,54	20,0473	6,4927	26,2637	19,2114	7,0523				
	20625	846.5	1 RB low	26,2389	21,79	4,4489	26,059	21,0372	5,0218	22,00	21,04		
			1 RB high	26,0039	22,0028	4,0011	25,9117	20,9059	5,0058				
			50% RB mid	25,851	20,525	5,326	26,4524	20,8902	5,5622				
			100% RB	26,5992	20,2564	6,3428	26,6392	19,2666	7,3726				
10 MHz	20450	829	1 RB low	26,543	20,7654	5,7776	25,5921	20,6195	4,9726	21,57	20,93	21,57	
			1 RB high	26,261	21,5666	4,6944	26,3107	20,9279	5,3828				
			50% RB mid	25,8026	20,4103	5,3923	25,6886	19,5333	6,1553				
			100% RB	26,8452	20,0903	6,7549	26,007	19,1315	6,8755				
	20525	836.5	1 RB low	25,8595	21,0637	4,7958	25,891	20,854	5,037	21,06	20,86		
			1 RB high	25,3047	21,0146	4,2901	25,3994	20,8594	4,54				
			50% RB mid	25,4692	20,029	5,4402	25,0722	19,18	5,8922				
			100% RB	26,6172	20,0279	6,5893	26,4255	19,108	7,3175				
	20600	844	1 RB low	25,4373	21,1894	4,2479	25,5784	21,1405	4,4379	21,51	21,14		
			1 RB high	25,7777	21,5059	4,2718	25,8842	20,886	4,9982				
			50% RB mid	25,7693	20,4986	5,2707	25,7206	19,8396	5,881				
			100% RB	26,0073	20,3088	5,6985	26,5238	19,5953	6,9285				

1.1.4. Power conducted LTE-Band 7

LTE-Band 7				QPSK-Modulation			16-QAM-Modulation						
channel bandwidth	ARFCN ch. no.	ARFCN-Frequency [MHz]	Resource block allocation	Peak detektor [dBm]	RMS detektor [dBm]	PAR Faktor [dB]	Peak detektor [dBm]	RMS detektor [dBm]	PAR Faktor [dB]	max. modulation QPSK	max. modulation 16-QAM	max. channel	absolute max. value
5 MHz	20775		1 RB low	24,0528	20,8349	3,2179	24,0607	20,0218	4,0389	20,8349	20,0218	20,83	21,26
			1 RB high	24,0169	20,5632	3,4537	24,0037	19,7677	4,236				
			50% RB mid	23,711	19,4876	4,2234	24,0183	19,7948	4,2235				
			100% RB	24,341	19,3049	5,0361	24,6278	18,4186	6,2092				
	21100		1 RB low	24,0098	20,1544	3,8554	24,0657	19,2024	4,8633	20,2652	19,3459		
			1 RB high	23,9025	20,2652	3,6373	23,7389	19,3459	4,393				
			50% RB mid	23,5079	18,9265	4,5814	23,9123	19,0962	4,8161				
			100% RB	24,6632	18,8698	5,7934	24,0465	17,8801	6,1664				
	21425		1 RB low	23,8385	20,1847	3,6538	24,0746	19,2794	4,7952	20,1847	19,2794		
			1 RB high	22,5293	19,9832	2,5461	22,9969	19,2119	3,785				
			50% RB mid	23,2194	18,9879	4,2315	23,5921	19,257	4,3351				
			100% RB	24,3161	18,9947	5,3214	23,7681	18,065	5,7031				
10 MHz	20800		1 RB low	24,4029	21,0888	3,3141	24,4268	20,6372	3,7896	21,0888	20,6372	21,09	
			1 RB high	24,5517	20,9679	3,5838	24,3972	19,9639	4,4333				
			50% RB mid	23,558	19,3662	4,1918	23,3876	18,4784	4,9092				
			100% RB	25,06	19,4863	5,5737	24,8822	18,6719	6,2103				
	21000		1 RB low	24,3173	20,3335	3,9838	24,3691	20,1033	4,2658	20,3533	20,1033		
			1 RB high	23,8281	20,3533	3,4748	23,8376	19,5496	4,288				
			50% RB mid	23,2602	18,8692	4,391	23,054	17,9001	5,1539				
			100% RB	24,6598	19,0043	5,6555	24,5389	18,0547	6,4842				
	21400		1 RB low	24,3737	20,7657	3,608	24,2666	19,8303	4,4363	20,7657	19,8303		
			1 RB high	22,6408	20,3552	2,2856	23,0347	19,5846	3,4501				
			50% RB mid	23,3859	19,1672	4,2187	23,2596	18,2333	5,0263				
			100% RB	24,5195	19,1926	5,3269	24,0886	18,3151	5,7735				
15 MHz	2825		1 RB low	24,4085	20,8287	3,5798	24,3911	20,2763	4,1148	20,8287	20,2763	**20,83**	
			1 RB high	24,2862	20,3782	3,908	24,4206	19,9032	4,5174				
			50% RB mid	23,643	19,3363	4,3067	24,1348	19,4382	4,6966				
			100% RB	24,928	19,3148	5,6132	24,946	18,5028	6,4432				
	21100		1 RB low	24,1717	20,3692	3,8025	24,2123	19,6693	4,543	20,3692	19,6693		
			1 RB high	23,9952	20,1577	3,8375	23,9696	19,4624	4,5072				
			50% RB mid	23,6502	19,1445	4,5057	24,3132	19,1848	5,1284				
			100% RB	25,0702	19,1277	5,9425	24,8187	18,1625	6,6562				
	21375		1 RB low	23,6659	20,052	3,6139	23,492	19,4927	3,9993	20,052	19,4927		
			1 RB high	22,683	20,0104	2,6726	22,9373	19,2098	3,7275				
			50% RB mid	23,2086	18,7374	4,4712	23,7638	18,885	4,8788				
			100% RB	24,5878	18,8762	5,7116	24,4164	17,8082	6,6082				
20 MHz	2850		1 RB low	24,4049	20,9183	3,4866	24,5508	20,3956	4,1552	21,2638	20,3956	21,26	
			1 RB high	25,0019	21,2638	3,7381	24,5221	19,9302	4,5919				
			50% RB mid	23,8076	19,5319	4,2757	24,1734	19,284	4,8894				
			100% RB	25,3709	19,8051	5,5658	24,7313	18,5272	6,2041				
	21100		1 RB low	24,607	21,1411	3,4659	24,527	19,9916	4,5354	21,1411	19,9916		
			1 RB high	23,9869	20,1262	3,8607	24,2229	19,4315	4,7914				
			50% RB mid	23,6342	19,2204	4,4138	24,4924	19,2267	5,2657				
			100% RB	25,1538	19,2025	5,9513	24,6309	18,1705	6,4604				
	21300		1 RB low	23,3835	19,9283	3,4552	23,5904	19,3843	4,2061	20,0486	19,5337		
			1 RB high	22,7783	20,0486	2,7297	23,3047	19,5337	3,771				
			50% RB mid	23,3659	18,8067	4,5592	23,9764	19,1899	4,7865				
			100% RB	24,2889	18,8548	5,4341	23,9743	19,1344	4,8399				

1.1.5. Power conducted LTE-Band 12

LTE-Band 12				QPSK-Modulation			16-QAM-Modulation						
channel bandwidth	ARFCN ch. no.	ARFCN-Frequency [MHz]	Resource block allocation	Peak detektor [dBm]	RMS detektor [dBm]	PAR Faktor [dB]	Peak detektor [dBm]	RMS detektor [dBm]	PAR Faktor [dB]	max- modulation QPSK	max. modulation 16-QAM	max. channel	absolute max. value
1.4 MHz	23017	699.7	1 RB low	25,38	20,94	4,44	25,31	20,40	4,91	20,94	20,40	21,06	21,32
			1 RB high	25,36	20,92	4,44	25,39	20,18	5,21				
			50% RB mid	25,56	20,80	4,76	25,57	19,86	5,71				
			100% RB	25,79	19,72	6,06	25,88	18,73	7,15				
	23095	707.5	1 RB low	25,74	20,85	4,89	25,59	20,24	5,35	21,06	20,24		
			1 RB high	25,75	21,06	4,69	25,61	19,97	5,63				
			50% RB mid	25,64	20,88	4,76	25,75	19,93	5,82				
			100% RB	26,06	19,88	6,18	26,17	18,87	7,30				
	23173	715.3	1 RB low	25,71	**20,94**	4,77	25,62	19,99	5,63	20,94	20,21		
			1 RB high	25,45	20,68	4,77	25,49	20,21	5,28				
			50% RB mid	25,72	20,56	5,16	25,65	19,77	5,89				
			100% RB	26,10	19,51	6,59	25,87	18,63	7,24				
3 MHz	23025	700.5	1 RB low	25,58	21,27	4,31	25,39	20,39	5,00	21,27	20,43	21,27	
			1 RB high	25,59	21,02	4,57	25,52	20,43	5,09				
			50% RB mid	24,71	19,90	4,81	24,76	19,05	5,72				
			100% RB	26,14	19,80	6,34	26,03	18,99	7,04				
	23095	707.5	1 RB low	25,51	20,93	4,57	25,58	20,20	5,38	20,99	20,35		
			1 RB high	25,56	20,99	4,57	25,58	20,35	5,23				
			50% RB mid	25,04	19,97	5,07	25,10	19,30	5,80				
			100% RB	26,02	19,92	6,10	25,65	18,91	6,74				
	23165	714.5	1 RB low	25,46	20,72	4,74	25,46	20,06	5,40	20,72	20,10		
			1 RB high	25,27	20,58	4,69	25,31	20,10	5,21				
			50% RB mid	24,88	19,70	5,18	25,65	19,70	5,95				
			100% RB	25,49	19,64	5,86	25,59	18,64	6,95				
5 MHz	23035	701.5	1 RB low	25,47	21,21	4,25	25,32	20,57	4,75	21,21	20,57	21,21	
			1 RB high	25,63	**20,94**	4,69	25,64	20,36	5,28				
			50% RB mid	25,13	19,85	5,28	25,65	20,32	5,33				
			100% RB	25,43	19,44	5,99	26,66	19,53	7,14				
	23095	707.5	1 RB low	25,56	20,88	4,68	26,35	21,02	5,32	21,10	21,12		
			1 RB high	25,64	21,10	4,54	26,24	21,10	5,14				
			50% RB mid	24,97	19,75	5,22	26,43	21,12	5,31				
			100% RB	26,00	19,78	6,22	27,04	19,50	7,54				
	23155	713.5	1 RB low	25,43	20,71	4,72	26,09	20,79	5,30	20,71	20,79		
			1 RB high	25,28	20,66	4,63	25,70	20,50	5,20				
			50% RB mid	25,12	19,64	5,48	25,80	20,51	5,29				
			100% RB	25,89	19,70	6,19	26,54	19,63	6,91				
10 MHz	23060	704	1 RB low	25,49	21,14	4,36	26,26	21,24	5,02	21,14	21,24	21,32	
			1 RB high	25,73	21,04	4,68	25,95	20,61	5,34				
			50% RB mid	25,56	19,95	5,62	25,72	19,26	6,45				
			100% RB	25,52	19,77	5,75	26,25	19,01	7,24				
	23095	707,5	1 RB low	25,89	**21,32**	4,56	26,04	20,67	5,37	21,32	20,67		
			1 RB high	25,71	21,30	4,41	26,13	20,67	5,46				
			50% RB mid	25,30	19,84	5,47	25,58	19,16	6,43				
			100% RB	26,11	19,83	6,28	25,98	19,14	6,84				
	23130	711	1 RB low	25,64	20,45	5,19	25,64	20,40	5,23	20,92	20,40		
			1 RB high	25,37	20,92	4,45	25,67	20,39	5,27				
			50% RB mid	25,35	19,83	5,52	25,38	19,01	6,37				
			100% RB	26,64	19,71	6,93	26,06	18,93	7,13				

1.2. PAPR-Value (CCDF plots)

1.2.1. LTE Band 2

Worst-Case of each maximum Peak power value was tested with the CCDF method

1.2.1.1. 1.4MHz signal bandwidth

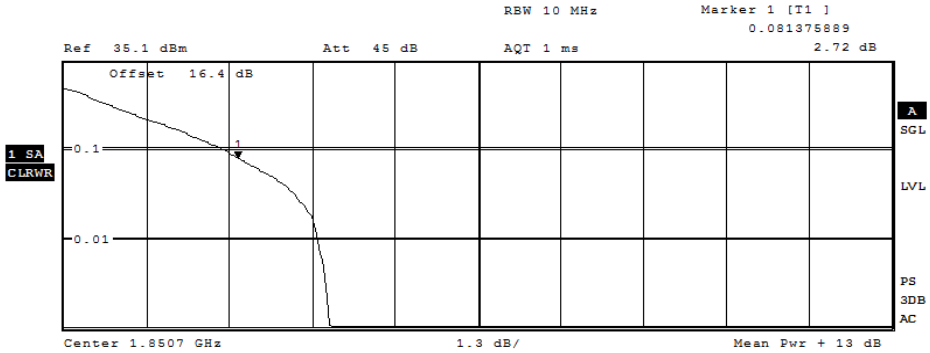

	Trace 1
Mean	20.80 dBm
Peak	25.05 dBm
Crest	4.25 dB
10 %	2.52 dB
1 %	4.00 dB
.1 %	4.19 dB
.01 %	4.25 dB

Date: 10.NOV.2017 13:25:43

Diagram: QPSK 1.4 MHz CH18607, 50% RB

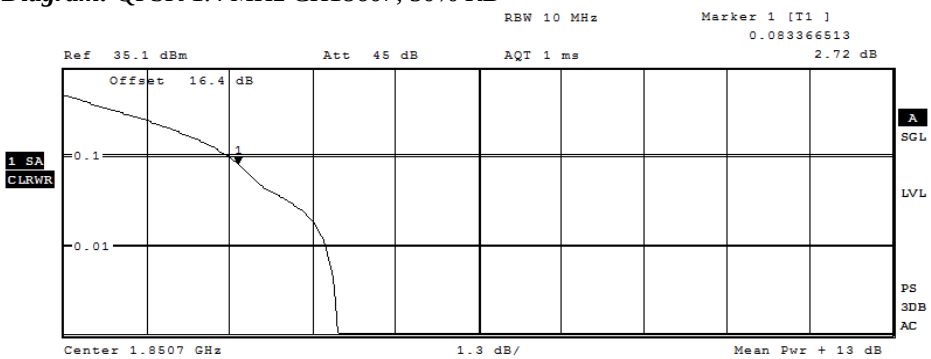

	Trace 1
Mean	20.38 dBm
Peak	24.77 dBm
Crest	4.39 dB
10 %	2.58 dB
1 %	4.10 dB
.1 %	4.31 dB
.01 %	4.38 dB

Diagram: 16QAM 1.4 MHz CH18607, 1RB low

1.2.1.2. 3MHz signal bandwidth

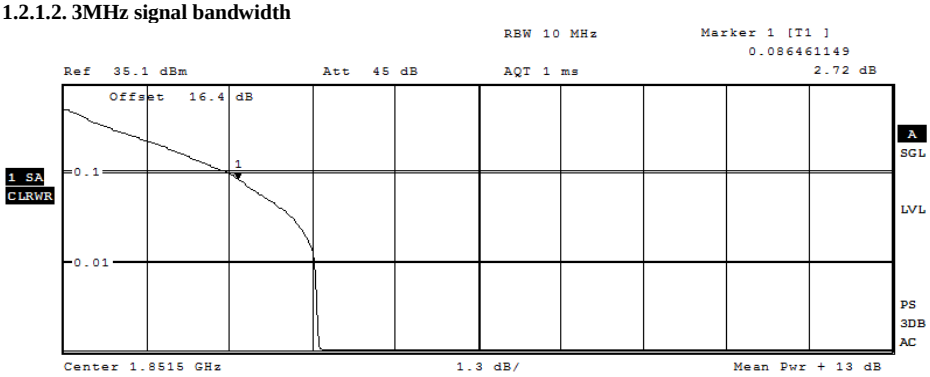

Complementary Cumulative Distribution Function
NOF samples: 16000, Usable BW: 11.2MHz

	Trace 1
Mean	21.07 dBm
Peak	25.12 dBm
Crest	4.05 dB
10 %	2.58 dB
1 %	3.94 dB
.1 %	4.02 dB
.01 %	4.06 dB

Date: 10.NOV.2017 13:38:38

Diagram: QPSK 3 MHz CH18615,1 RB Low

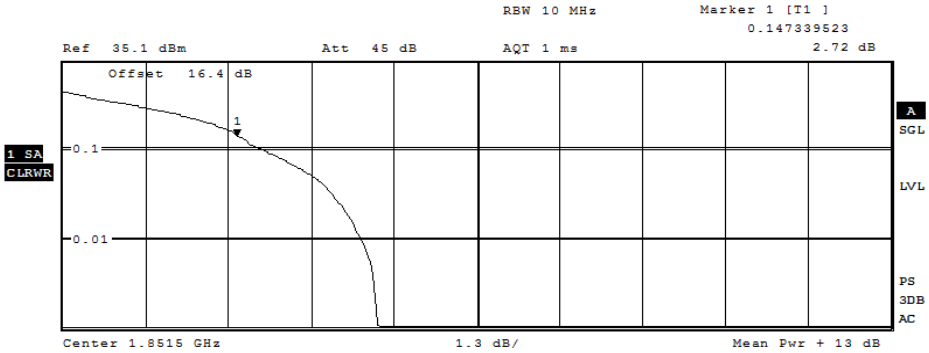

Complementary Cumulative Distribution Function
NOF samples: 16000, Usable BW: 11.2MHz

	Trace 1
Mean	19.86 dBm
Peak	24.91 dBm
Crest	5.05 dB
10 %	3.15 dB
1 %	4.69 dB
.1 %	4.96 dB
.01 %	5.04 dB

Date: 10.NOV.2017 13:39:45

Diagram: 16QAM 3 MHz CH18615, 1RB low

1.2.1.3. 5MHz signal bandwidth

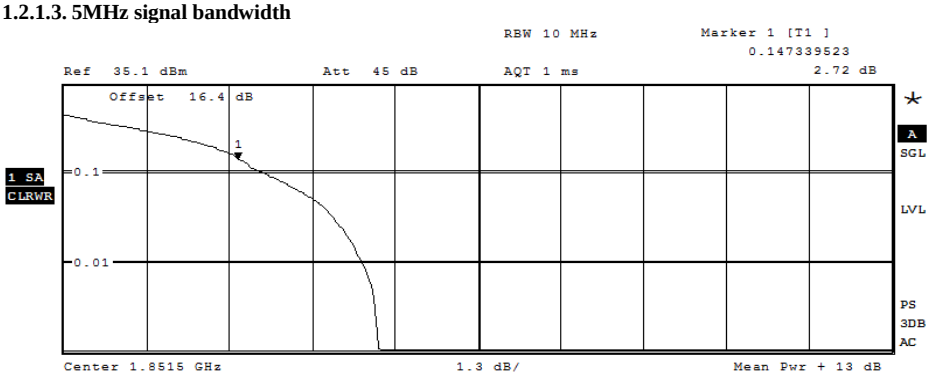

Complementary Cumulative Distribution Function
NOF samples: 16000, Usable BW: 11.2MHz

	Trace 1
Mean	19.86 dBm
Peak	24.91 dBm
Crest	5.05 dB
10 %	3.15 dB
1 %	4.69 dB
.1 %	4.96 dB
.01 %	5.04 dB

Date: 10.NOV.2017 13:41:17

Diagram: QPSK 5 MHz CH18625, 1RB low

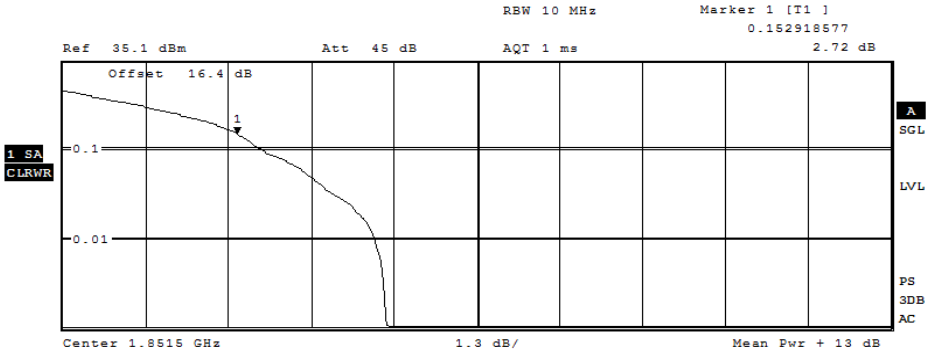

Complementary Cumulative Distribution Function
NOF samples: 16000, Usable BW: 11.2MHz

	Trace 1
Mean	19.70 dBm
Peak	24.84 dBm
Crest	5.14 dB
10 %	3.13 dB
1 %	4.90 dB
.1 %	5.10 dB
.01 %	5.15 dB

Date: 10.NOV.2017 13:43:44

Diagram: 16QAM 5 MHz CH18625, 1RB low

1.2.1.4. 10MHz signal bandwidth

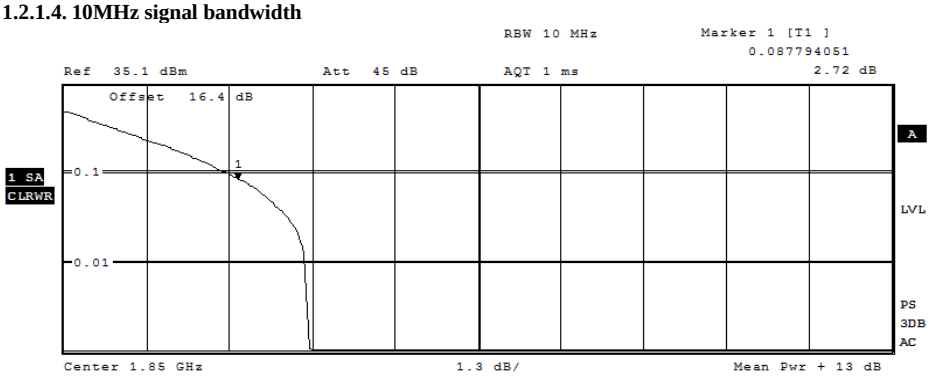

Complementary Cumulative Distribution Function
NOF samples: 16000, Usable BW: 11.2MHz

	Trace 1
Mean	21.31 dBm
Peak	25.19 dBm
Crest	3.88 dB
10 %	2.56 dB
1 %	3.77 dB
.1 %	3.88 dB
.01 %	3.90 dB

Date: 10.NOV.2017 13:49:56

Diagram: QPSK 10 MHz CH18650, 1RB low

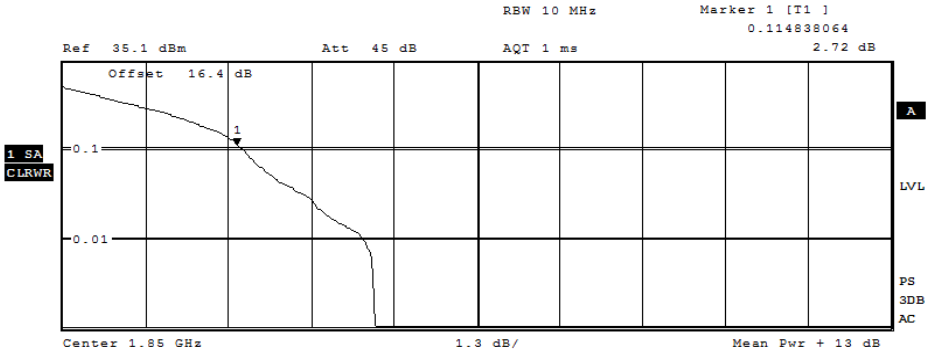

Complementary Cumulative Distribution Function
NOF samples: 16000, Usable BW: 11.2MHz

	Trace 1
Mean	20.07 dBm
Peak	25.04 dBm
Crest	4.98 dB
10 %	2.81 dB
1 %	4.71 dB
.1 %	4.92 dB
.01 %	4.96 dB

Date: 10.NOV.2017 13:51:10

Diagram: 16QAM 10 MHz CH18650, 1RB low

1.2.1.5. 15MHz signal bandwidth

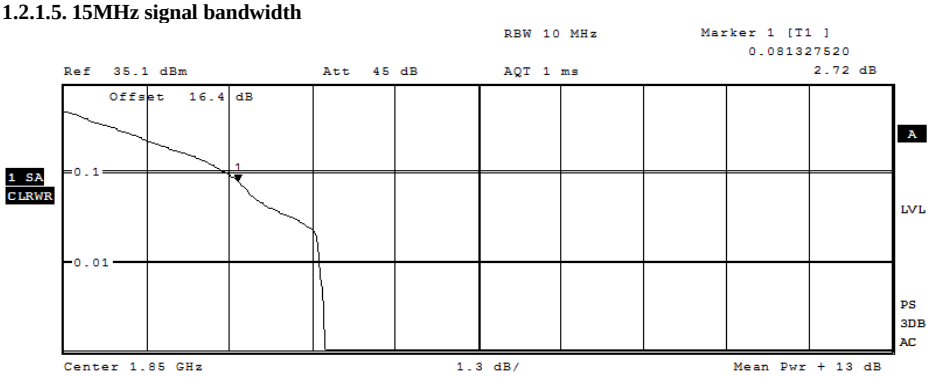

Complementary Cumulative Distribution Function
NOF samples: 16000, Usable BW: 11.2MHz

	Trace 1
Mean	20.73 dBm
Peak	24.90 dBm
Crest	4.18 dB
10 %	2.54 dB
1 %	4.02 dB
.1 %	4.10 dB
.01 %	4.13 dB

Date: 10.NOV.2017 13:57:52

Diagram: QPSK 15 MHz CH18675, 1RB low

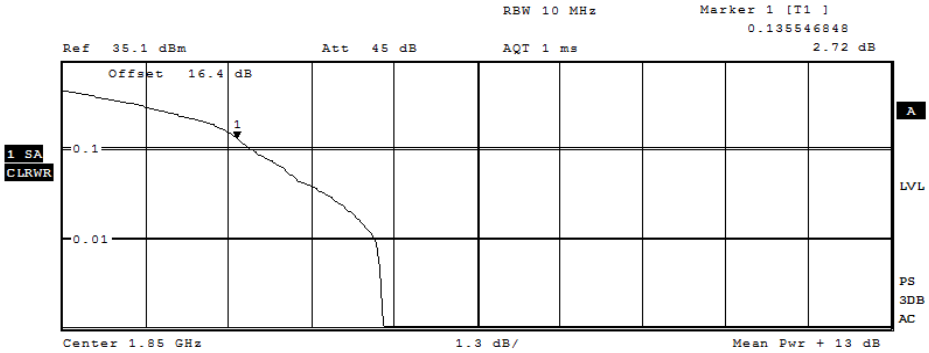

Complementary Cumulative Distribution Function
NOF samples: 16000, Usable BW: 11.2MHz

	Trace 1
Mean	19.77 dBm
Peak	24.83 dBm
Crest	5.07 dB
10 %	2.96 dB
1 %	4.90 dB
.1 %	5.04 dB
.01 %	5.08 dB

Date: 10.NOV.2017 13:58:35

Diagram: 16QAM 15 MHz CH18675, 1RB low

1.2.1.6. 20MHz signal bandwidth

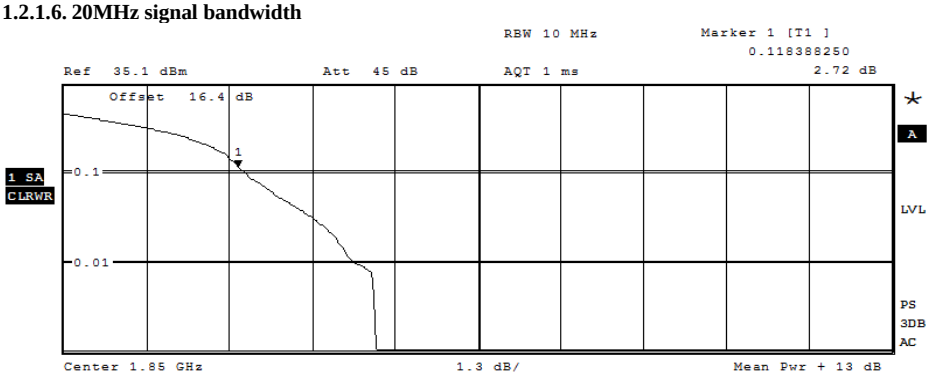

Complementary Cumulative Distribution Function
NOF samples: 16000, Usable BW: 11.2MHz

	Trace 1
Mean	19.94 dBm
Peak	24.90 dBm
Crest	4.97 dB
10 %	2.83 dB
1 %	4.54 dB
.1 %	4.92 dB
.01 %	4.98 dB

Date: 10.NOV.2017 13:59:44

Diagram: QPSK 20 MHz CH18700, 1RB low

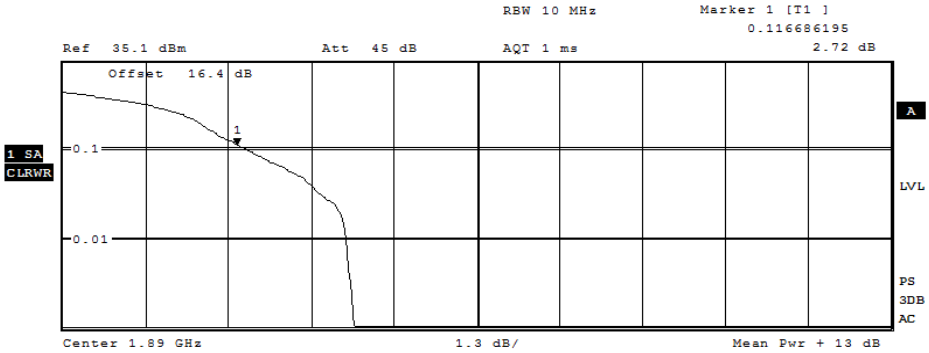

Complementary Cumulative Distribution Function
NOF samples: 16000, Usable BW: 11.2MHz

	Trace 1
Mean	20.57 dBm
Peak	25.20 dBm
Crest	4.64 dB
10 %	2.90 dB
1 %	4.46 dB
.1 %	4.58 dB
.01 %	4.65 dB

Date: 10.NOV.2017 14:01:40

Diagram: 16QAM 20 MHz CH18900, 1RB high

1.2.2. LTE Band 4

Worst-Case of each maximum Peak power value was tested with the CCDF method

1.2.2.1. 1.4MHz signal bandwidth

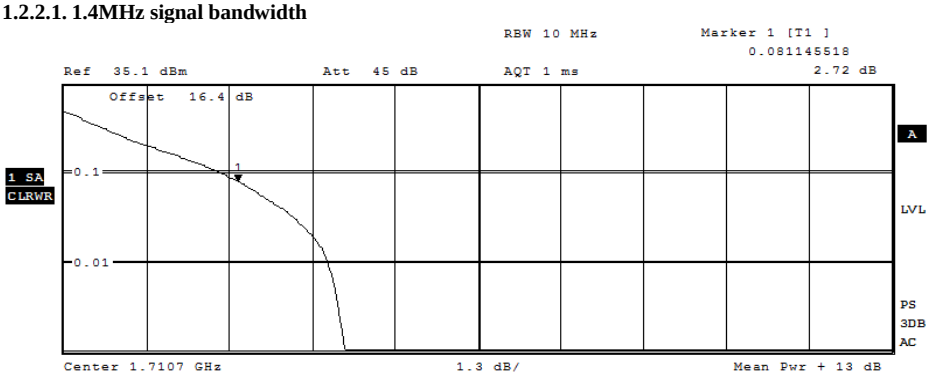

Complementary Cumulative Distribution Function
NOF samples: 16000, Usable BW: 11.2MHz

	Trace 1
Mean	21.56 dBm
Peak	26.06 dBm
Crest	4.50 dB
10 %	2.46 dB
1 %	4.15 dB
.1 %	4.42 dB
.01 %	4.50 dB

Date: 13.NOV.2017 11:05:32

Diagram: QPSK 1.4 MHz CH19957, 50% RB

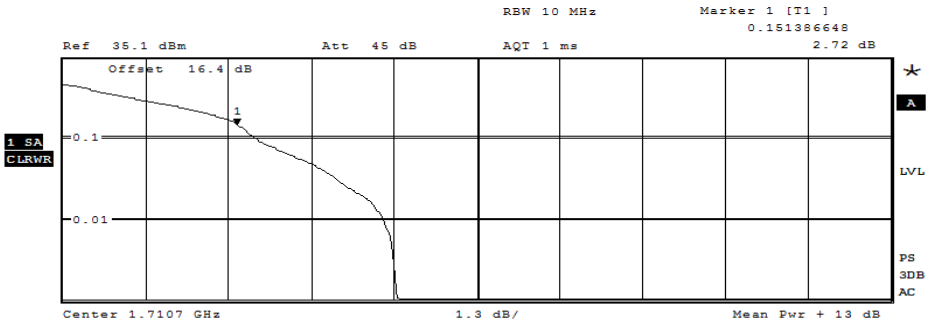

Complementary Cumulative Distribution Function
NOF samples: 16000, Usable BW: 11.2MHz

	Trace 1
Mean	20.72 dBm
Peak	26.06 dBm
Crest	5.34 dB
10 %	3.02 dB
1 %	5.04 dB
.1 %	5.25 dB
.01 %	5.33 dB

Date: 13.NOV.2017 11:06:59

Diagram: 16QAM 1.4 MHz CH19957,1RB low

1.2.2.2. 3MHz signal bandwidth

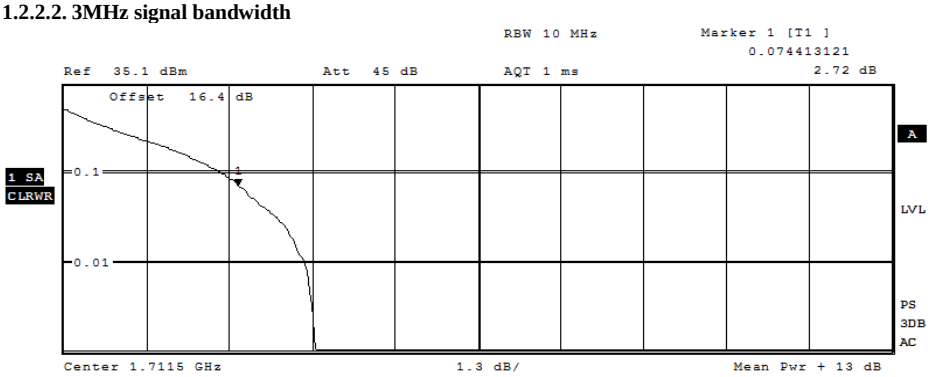

Complementary Cumulative Distribution Function
NOF samples: 16000, Usable BW: 11.2MHz

	Trace 1
Mean	22.03 dBm
Peak	26.06 dBm
Crest	4.04 dB
10 %	2.48 dB
1 %	3.77 dB
.1 %	3.96 dB
.01 %	3.98 dB

Date: 13.NOV.2017 11:08:45

Diagram: QPSK 3 MHz CH19965, 1 RB low

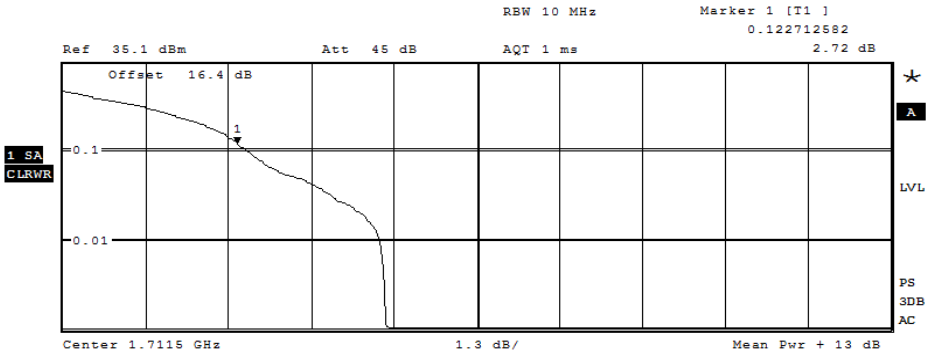

Complementary Cumulative Distribution Function
NOF samples: 16000, Usable BW: 11.2MHz

	Trace 1
Mean	20.78 dBm
Peak	25.92 dBm
Crest	5.14 dB
10 %	2.90 dB
1 %	4.98 dB
.1 %	5.10 dB
.01 %	5.15 dB

Date: 13.NOV.2017 11:10:02

Diagram: 16QAM 3 MHz CH19965, 1 RB low

1.2.2.3. 5MHz signal bandwidth

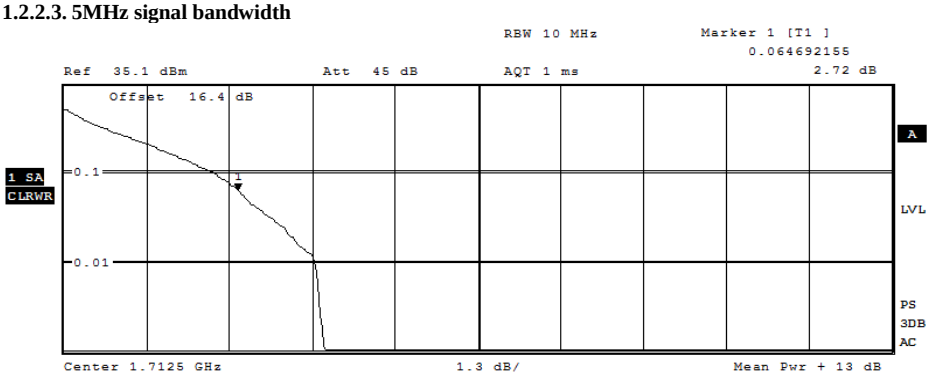

Complementary Cumulative Distribution Function
NOF samples: 16000, Usable BW: 11.2MHz

	Trace 1
Mean	21.83 dBm
Peak	26.00 dBm
Crest	4.17 dB
10 %	2.35 dB
1 %	3.94 dB
.1 %	4.08 dB
.01 %	4.17 dB

Date: 13.NOV.2017 11:11:24

Diagram: QPSK 5 MHz CH19975, 1 RB high

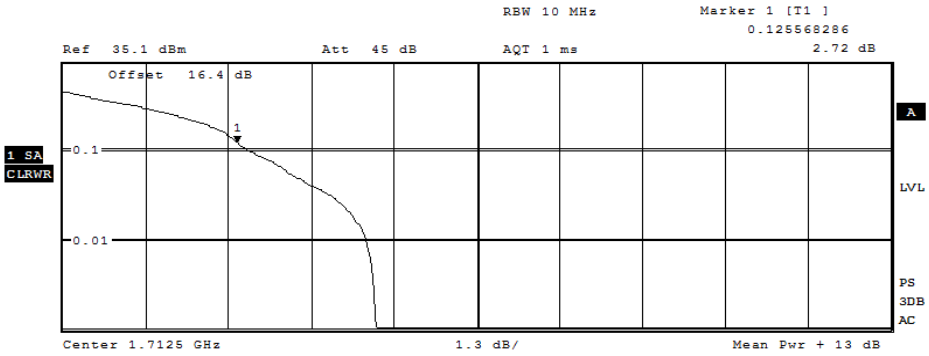

Complementary Cumulative Distribution Function
NOF samples: 16000, Usable BW: 11.2MHz

	Trace 1
Mean	20.94 dBm
Peak	25.93 dBm
Crest	4.98 dB
10 %	2.92 dB
1 %	4.77 dB
.1 %	4.94 dB
.01 %	5.00 dB

Date: 13.NOV.2017 11:12:44

Diagram: 16QAM 5 MHz CH19975, 1 RB low

1.2.2.4. 10MHz signal bandwidth

14,21

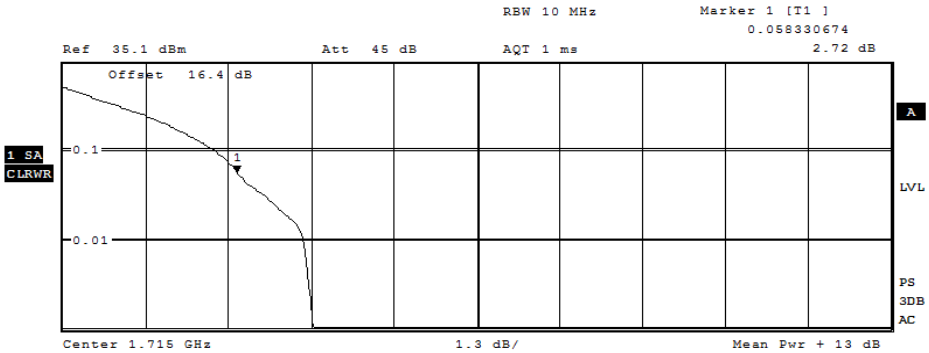

Complementary Cumulative Distribution Function
NOF samples: 16000, Usable BW: 11.2MHz

	Trace 1
Mean	22.22 dBm
Peak	26.22 dBm
Crest	4.00 dB
10 %	2.38 dB
1 %	3.77 dB
.1 %	3.92 dB
.01 %	4.00 dB

Date: 13.NOV.2017 11:17:12

Diagram: QPSK 10 MHz CH20000, 1 RB high

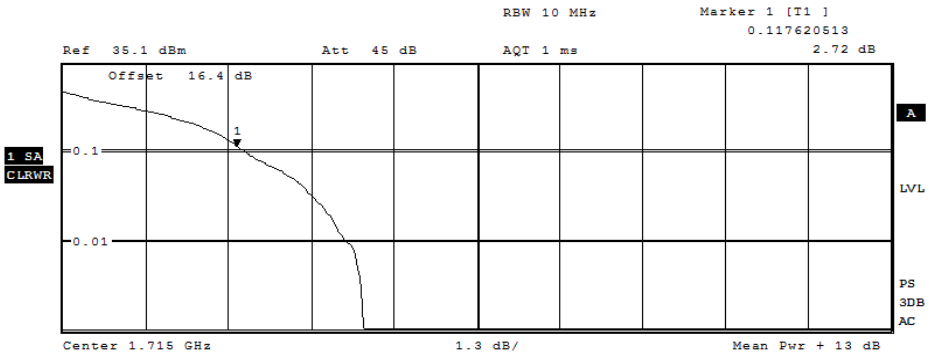

Complementary Cumulative Distribution Function
NOF samples: 16000, Usable BW: 11.2MHz

	Trace 1
Mean	21.01 dBm
Peak	25.87 dBm
Crest	4.86 dB
10 %	2.88 dB
1 %	4.46 dB
.1 %	4.73 dB
.01 %	4.81 dB

Date: 13.NOV.2017 11:18:22

Diagram: 16QAM 10 MHz CH20000, 1 RB low

1.2.2.5. 15MHz signal bandwidth

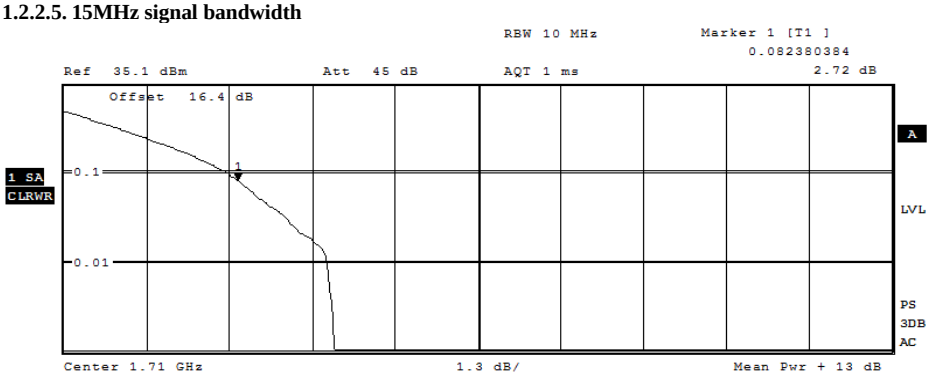

Complementary Cumulative Distribution Function
NOF samples: 16000, Usable BW: 11.2MHz

	Trace 1
Mean	21.17 dBm
Peak	25.42 dBm
Crest	4.26 dB
10 %	2.56 dB
1 %	4.15 dB
.1 %	4.25 dB
.01 %	4.27 dB

Date: 13.NOV.2017 11:20:57

Diagram: QPSK 15 MHz CH20025, 1 RB low

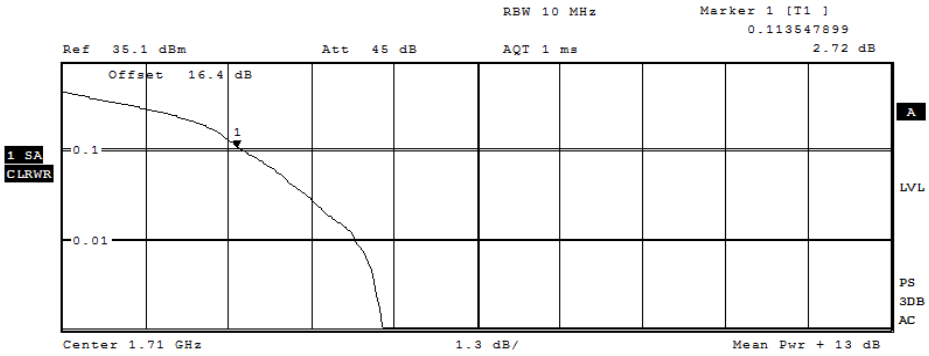

Complementary Cumulative Distribution Function
NOF samples: 16000, Usable BW: 11.2MHz

	Trace 1
Mean	20.23 dBm
Peak	25.35 dBm
Crest	5.12 dB
10 %	2.83 dB
1 %	4.60 dB
.1 %	5.02 dB
.01 %	5.10 dB

Date: 13.NOV.2017 11:21:45

Diagram: 16QAM 15 MHz CH20025, 1 RB low

1.2.2.6. 20MHz signal bandwidth

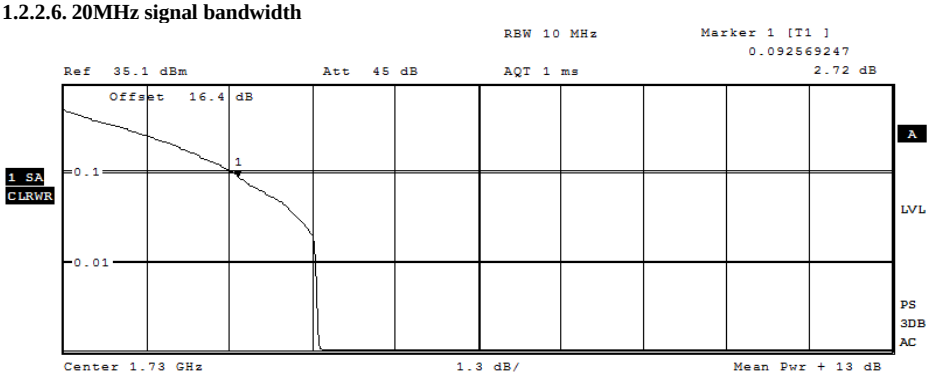

Complementary Cumulative Distribution Function
NOF samples: 16000, Usable BW: 11.2MHz

	Trace 1
Mean	21.24 dBm
Peak	25.29 dBm
Crest	4.05 dB
10 %	2.67 dB
1 %	3.96 dB
.1 %	4.02 dB
.01 %	4.06 dB

Date: 13.NOV.2017 11:25:38

Diagram: QPSK 20 MHz CH20050, 1 RB high

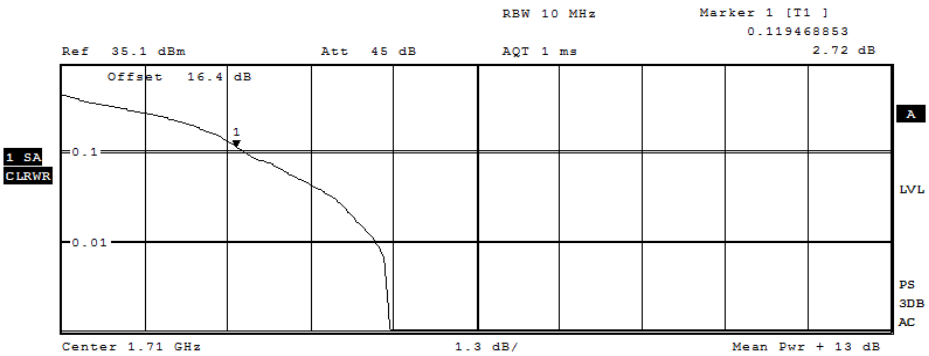

Complementary Cumulative Distribution Function
NOF samples: 16000, Usable BW: 11.2MHz

	Trace 1
Mean	20.08 dBm
Peak	25.28 dBm
Crest	5.20 dB
10 %	2.88 dB
1 %	4.94 dB
.1 %	5.15 dB
.01 %	5.21 dB

Date: 13.NOV.2017 11:24:37

,

Diagram: 16QAM 20 MHz CH20050, 1 RB low

1.2.3. LTE Band 5

Worst-Case of each maximum Peak power value was tested with the CCDF method

1.2.3.1. 1.4MHz signal bandwidth

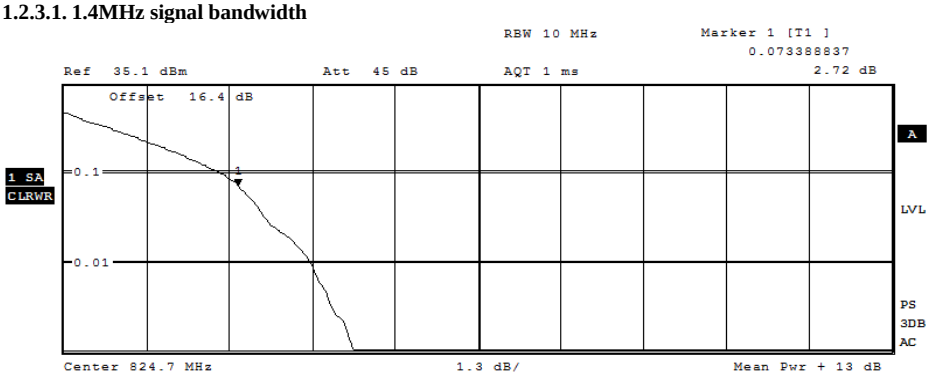

Complementary Cumulative Distribution Function
NOF samples: 16000, Usable BW: 11.2MHz

	Trace 1
Mean	21.15 dBm
Peak	25.77 dBm
Crest	4.62 dB
10 %	2.46 dB
1 %	3.88 dB
.1 %	4.54 dB
.01 %	4.63 dB

Date: 13.NOV.2017 11:28:05

Diagram: QPSK 1.4 MHz CH20407,1RB high

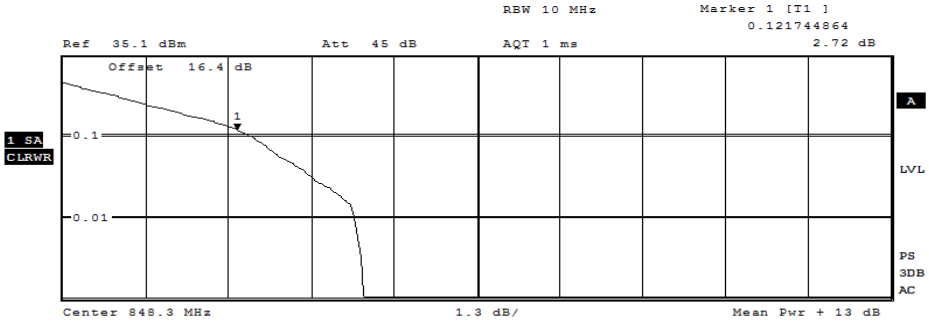

Complementary Cumulative Distribution Function
NOF samples: 16000, Usable BW: 11.2MHz

	Trace 1
Mean	21.31 dBm
Peak	26.11 dBm
Crest	4.80 dB
10 %	2.94 dB
1 %	4.58 dB
.1 %	4.73 dB
.01 %	4.79 dB

Date: 13.NOV.2017 11:41:43

Diagram: 16QAM 1.4 MHz CH20643,1RB low

1.2.3.2. 3MHz signal bandwidth

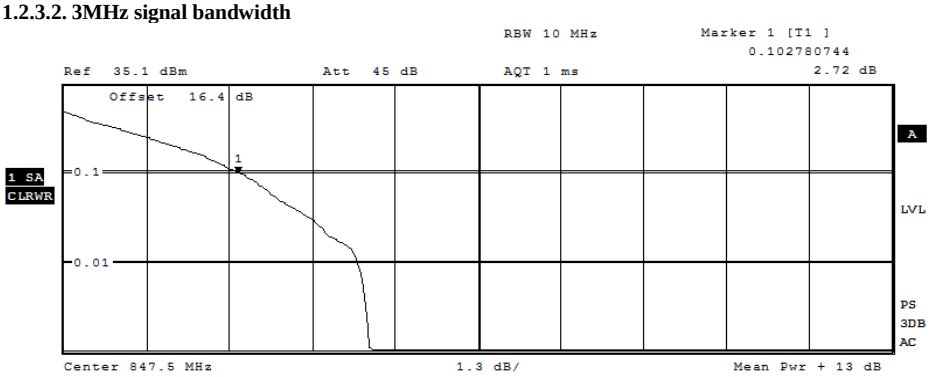

Complementary Cumulative Distribution Function
NOF samples: 16000, Usable BW: 11.2MHz

	Trace 1
Mean	21.16 dBm
Peak	26.04 dBm
Crest	4.88 dB
10 %	2.77 dB
1 %	4.63 dB
.1 %	4.81 dB
.01 %	4.88 dB

Date: 13.NOV.2017 11:30:02

Diagram: QPSK 3 MHz CH20635,1RB low

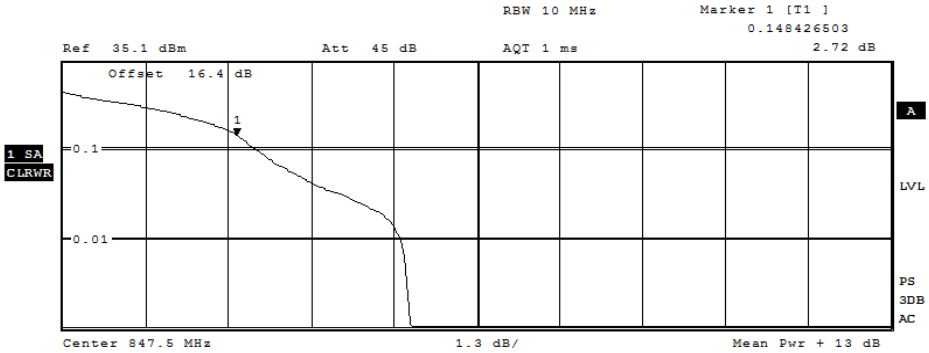

Complementary Cumulative Distribution Function
NOF samples: 16000, Usable BW: 11.2MHz

	Trace 1
Mean	20.32 dBm
Peak	25.82 dBm
Crest	5.50 dB
10 %	3.04 dB
1 %	5.31 dB
.1 %	5.46 dB
.01 %	5.52 dB

Date: 13.NOV.2017 11:39:53

Diagram: 16QAM 3 MHz CH20635,1RB high

1.2.3.3. 5MHz signal bandwidth

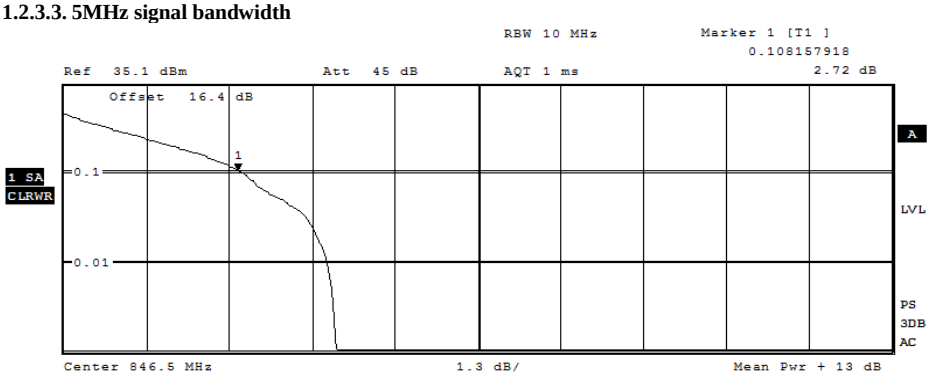

Complementary Cumulative Distribution Function
NOF samples: 16000, Usable BW: 11.2MHz

	Trace 1
Mean	21.53 dBm
Peak	25.89 dBm
Crest	4.36 dB
10 %	2.81 dB
1 %	4.15 dB
.1 %	4.27 dB
.01 %	4.31 dB

Date: 13.NOV.2017 11:32:10

Diagram: QPSK 5MHz CH20625,1RB high

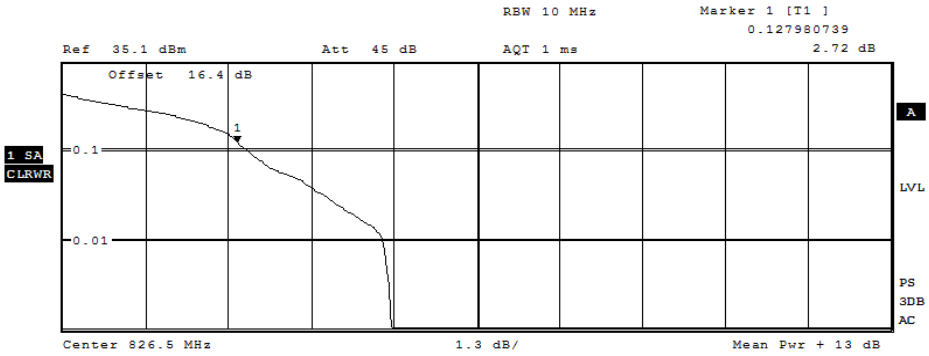

Complementary Cumulative Distribution Function
NOF samples: 16000, Usable BW: 11.2MHz

	Trace 1
Mean	20.39 dBm
Peak	25.62 dBm
Crest	5.22 dB
10 %	2.90 dB
1 %	5.02 dB
.1 %	5.15 dB
.01 %	5.21 dB

Date: 13.NOV.2017 11:37:54

Diagram: 16QAM 5MHz CH20425,1RB low

1.2.3.4. 10MHz signal bandwidth

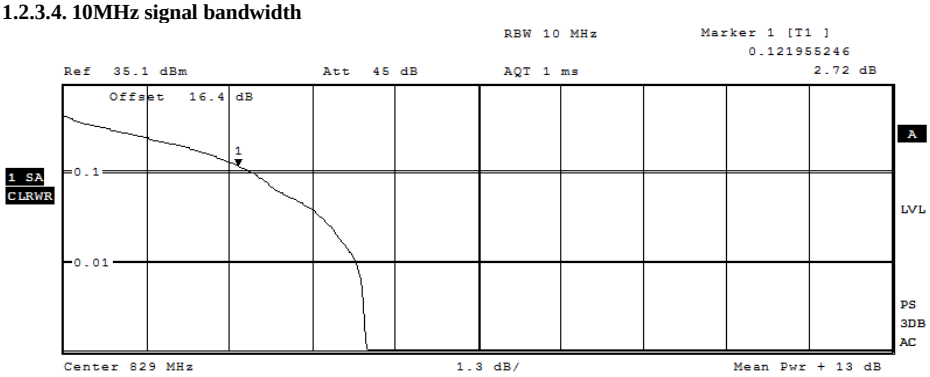

Complementary Cumulative Distribution Function
NOF samples: 16000, Usable BW: 11.2MHz

	Trace 1
Mean	21.80 dBm
Peak	26.66 dBm
Crest	4.86 dB
10 %	2.96 dB
1 %	4.58 dB
.1 %	4.77 dB
.01 %	4.81 dB

Date: 13.NOV.2017 11:33:59

Diagram: QPSK 10MHz CH20450,1RB high

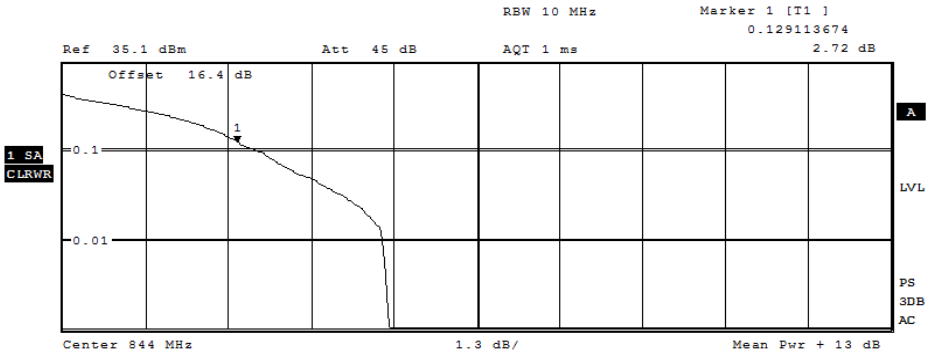

Complementary Cumulative Distribution Function
NOF samples: 16000, Usable BW: 11.2MHz

	Trace 1
Mean	19.92 dBm
Peak	25.11 dBm
Crest	5.19 dB
10 %	3.06 dB
1 %	5.02 dB
.1 %	5.13 dB
.01 %	5.19 dB

Date: 13.NOV.2017 11:36:07

Diagram: 16QAM 10MHz CH20600,1RB low

1.2.4. LTE Band 7

1.2.4.1. 5MHz signal bandwidth

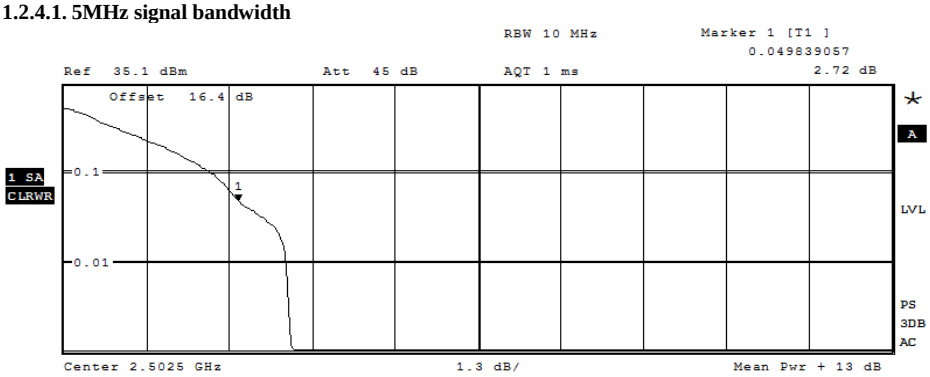

Complementary Cumulative Distribution Function
NOF samples: 16000, Usable BW: 11.2MHz

	Trace 1
Mean	20.46 dBm
Peak	24.13 dBm
Crest	3.67 dB
10 %	2.31 dB
1 %	3.50 dB
.1 %	3.58 dB
.01 %	3.65 dB

Date: 13.NOV.2017 13:01:13

Diagram: QPSK 5 MHz CH20775, 1RB low

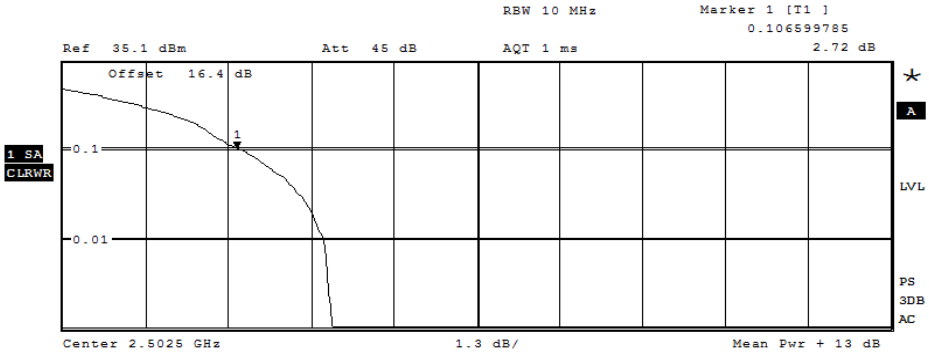

Complementary Cumulative Distribution Function
NOF samples: 16000, Usable BW: 11.2MHz

	Trace 1
Mean	19.96 dBm
Peak	24.28 dBm
Crest	4.32 dB
10 %	2.81 dB
1 %	4.10 dB
.1 %	4.23 dB
.01 %	4.25 dB

Date: 13.NOV.2017 12:59:52

Diagram: 16QAM 5 MHz CH20775, 1RB low

1.2.4.2. 10MHz signal bandwidth

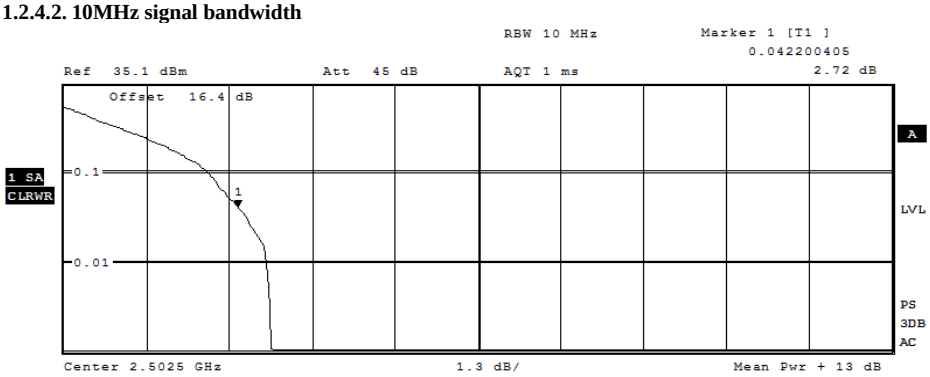

Complementary Cumulative Distribution Function
NOF samples: 16000, Usable BW: 11.2MHz

	Trace 1
Mean	21.00 dBm
Peak	24.35 dBm
Crest	3.34 dB
10 %	2.27 dB
1 %	3.19 dB
.1 %	3.27 dB
.01 %	3.31 dB

Date: 13.NOV.2017 13:02:17

Diagram: QPSK 10 MHz CH20800, 1RB low

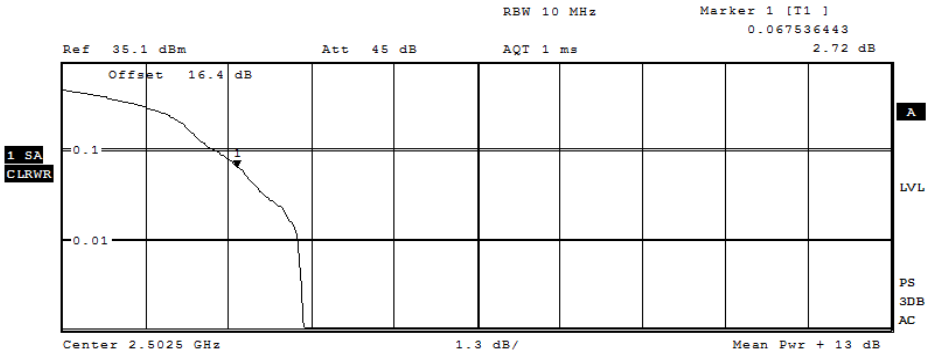

Complementary Cumulative Distribution Function
NOF samples: 16000, Usable BW: 11.2MHz

	Trace 1
Mean	20.31 dBm
Peak	24.13 dBm
Crest	3.83 dB
10 %	2.40 dB
1 %	3.69 dB
.1 %	3.79 dB
.01 %	3.83 dB

Date: 13.NOV.2017 13:03:03

Diagram: 16QAM 10 MHz CH20800, 1RB low

1.2.4.3. 15MHz signal bandwidth

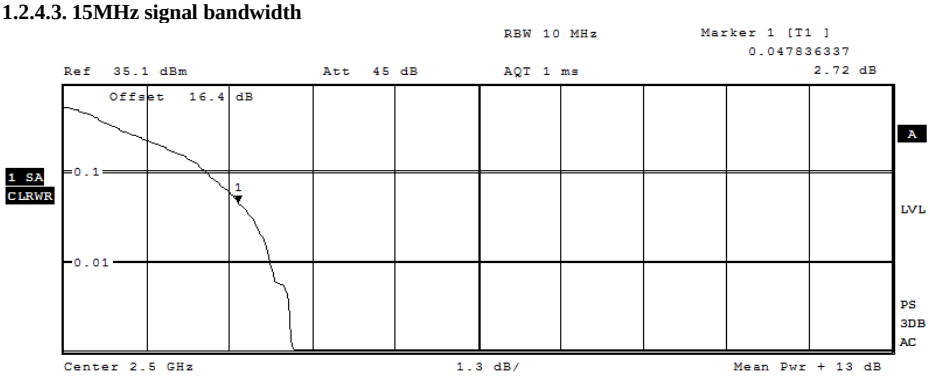

Complementary Cumulative Distribution Function
NOF samples: 16000, Usable BW: 11.2MHz

	Trace 1
Mean	20.47 dBm
Peak	24.13 dBm
Crest	3.66 dB
10 %	2.25 dB
1 %	3.25 dB
.1 %	3.58 dB
.01 %	3.65 dB

Date: 13.NOV.2017 13:04:30

Diagram: QPSK 15 MHz CH20825, 1RB low

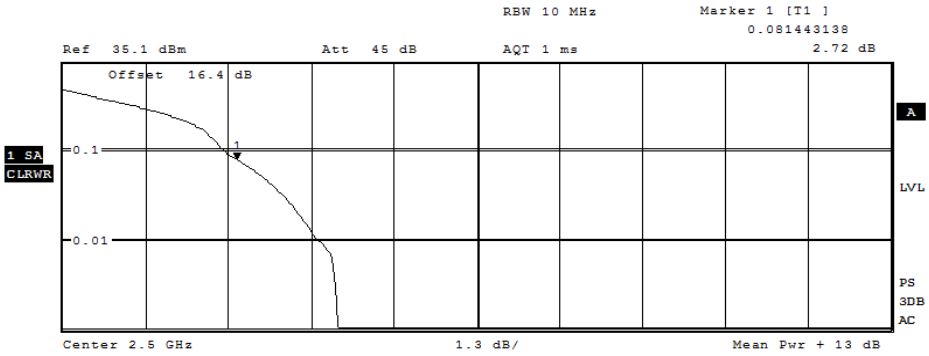

Complementary Cumulative Distribution Function
NOF samples: 16000, Usable BW: 11.2MHz

	Trace 1
Mean	19.43 dBm
Peak	23.78 dBm
Crest	4.35 dB
10 %	2.54 dB
1 %	4.00 dB
.1 %	4.33 dB
.01 %	4.35 dB

Date: 13.NOV.2017 13:05:23

Diagram: 16QAM 15 MHz CH20825, 1RB low

1.2.4.4. 20MHz signal bandwidth

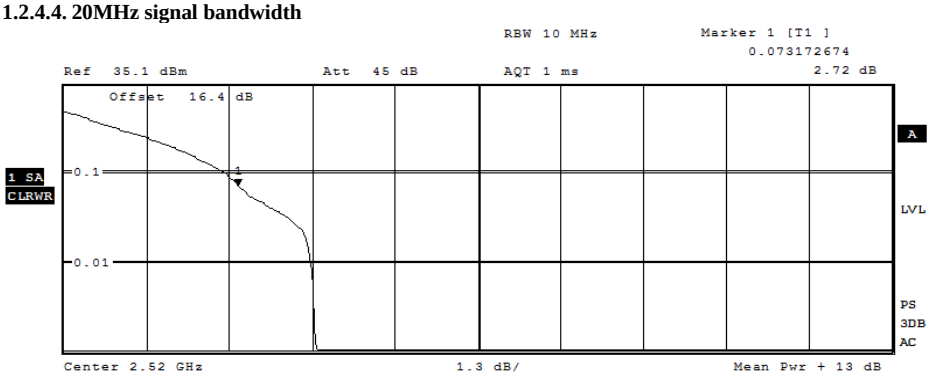

Complementary Cumulative Distribution Function
NOF samples: 16000, Usable BW: 11.2MHz

	Trace 1
Mean	20.23 dBm
Peak	24.23 dBm
Crest	4.00 dB
10 %	2.52 dB
1 %	3.88 dB
.1 %	3.98 dB
.01 %	4.02 dB

Date: 13.NOV.2017 13:09:18

Diagram: QPSK 20 MHz CH20850, 1RB low

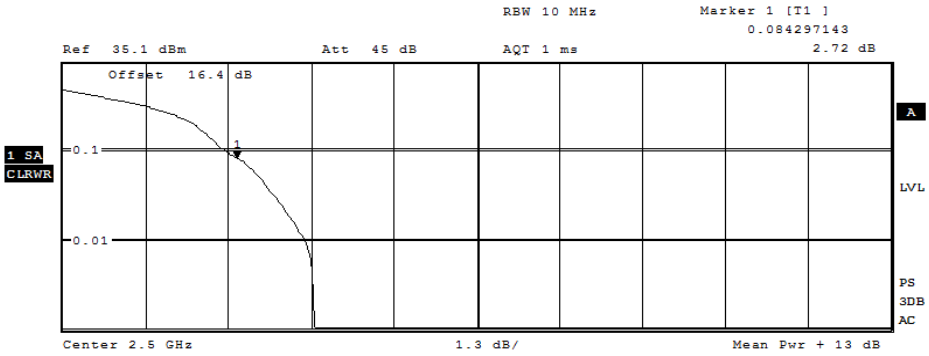

Complementary Cumulative Distribution Function
NOF samples: 16000, Usable BW: 11.2MHz

	Trace 1
Mean	20.18 dBm
Peak	24.20 dBm
Crest	4.02 dB
10 %	2.56 dB
1 %	3.81 dB
.1 %	3.96 dB
.01 %	4.02 dB

Date: 13.NOV.2017 13:06:35

Diagram: 16QAM 20 MHz CH20850, 1RB low

1.2.5. LTE Band 12

1.2.5.1. 5MHz signal bandwidth

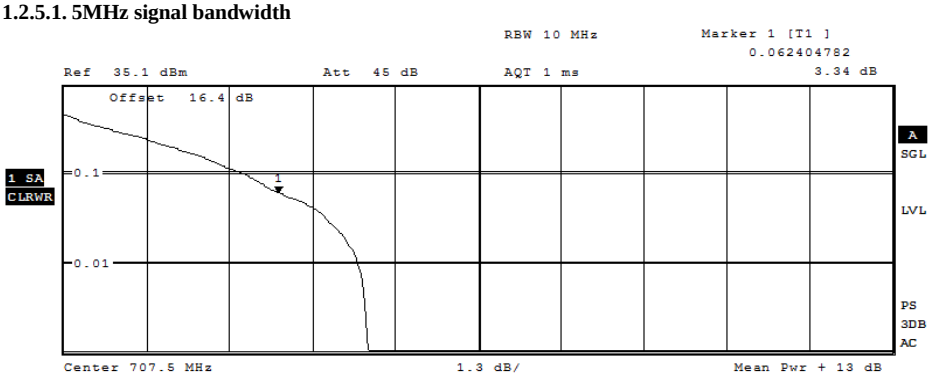

Complementary Cumulative Distribution Function
NOF samples: 16000, Usable BW: 11.2MHz

	Trace 1
Mean	21.28 dBm
Peak	26.14 dBm
Crest	4.86 dB
10 %	2.81 dB
1 %	4.63 dB
.1 %	4.77 dB
.01 %	4.85 dB

Diagram: QPSK 1.4 MHz CH23095, 1 RB high

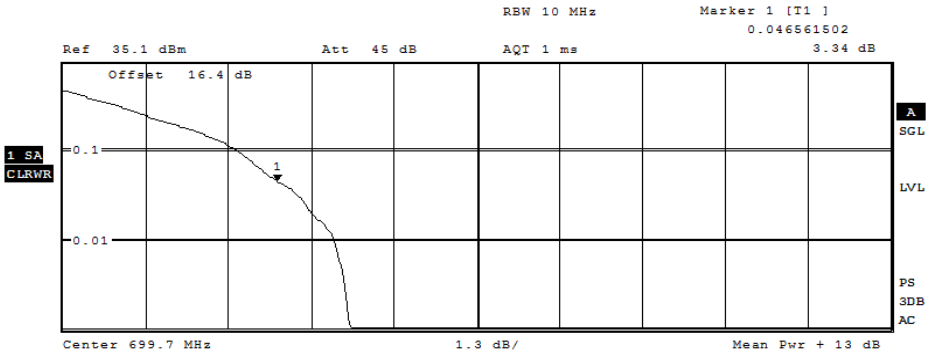

Complementary Cumulative Distribution Function
NOF samples: 16000, Usable BW: 11.2MHz

	Trace 1
Mean	21.16 dBm
Peak	25.81 dBm
Crest	4.64 dB
10 %	2.73 dB
1 %	4.27 dB
.1 %	4.52 dB
.01 %	4.60 dB

Diagram: 16QAM 1.4 MHz CH23017, 1 RB low

1.2.5.2. 10MHz signal bandwidth

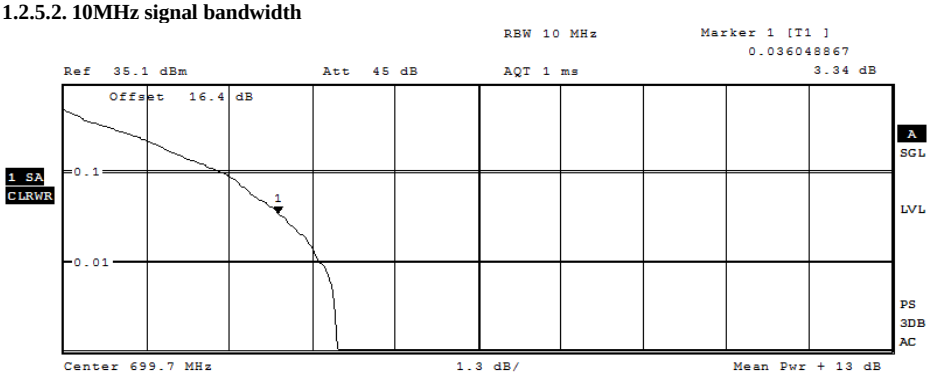

Complementary Cumulative Distribution Function
NOF samples: 16000, Usable BW: 11.2MHz

	Trace 1
Mean	21.22 dBm
Peak	25.59 dBm
Crest	4.37 dB
10 %	2.50 dB
1 %	4.02 dB
.1 %	4.31 dB
.01 %	4.38 dB

Diagram: QPSK 3 MHz CH23025, 1 RB low

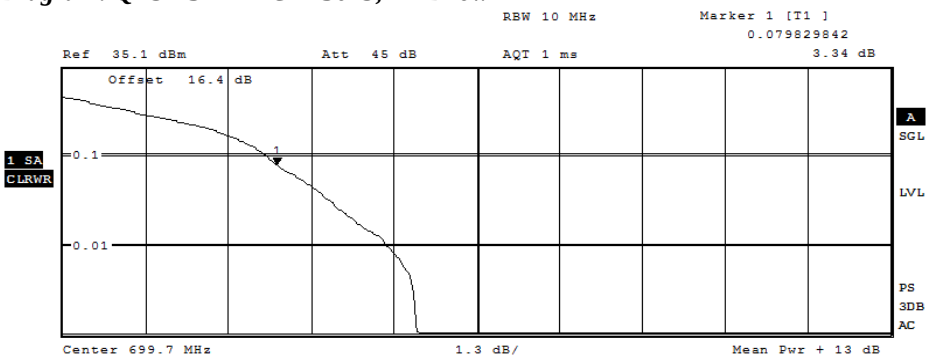

Complementary Cumulative Distribution Function
NOF samples: 16000, Usable BW: 11.2MHz

	Trace 1
Mean	19.95 dBm
Peak	25.59 dBm
Crest	5.64 dB
10 %	3.21 dB
1 %	5.08 dB
.1 %	5.56 dB
.01 %	5.65 dB

Diagram: 16QAM 3 MHz CH23025, 1 RB low

1.2.5.3. 15MHz signal bandwidth

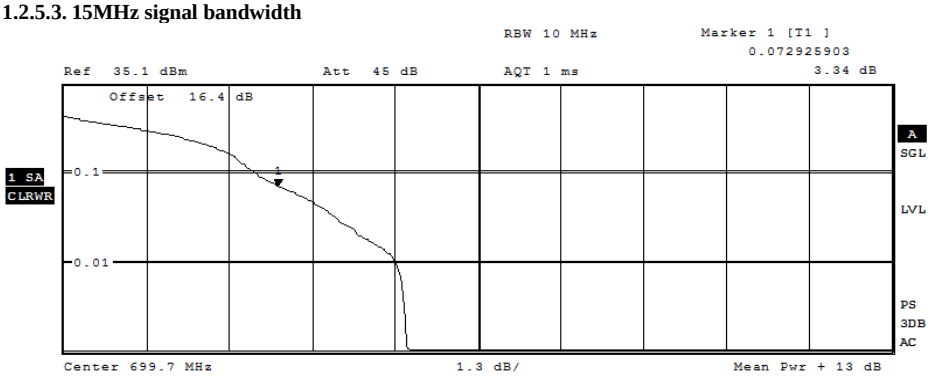

Complementary Cumulative Distribution Function
NOF samples: 16000, Usable BW: 11.2MHz

	Trace 1
Mean	20.76 dBm
Peak	26.23 dBm
Crest	5.47 dB
10 %	3.00 dB
1 %	5.21 dB
.1 %	5.40 dB
.01 %	5.46 dB

Diagram: QPSK 5 MHz CH23035, 1 RB high

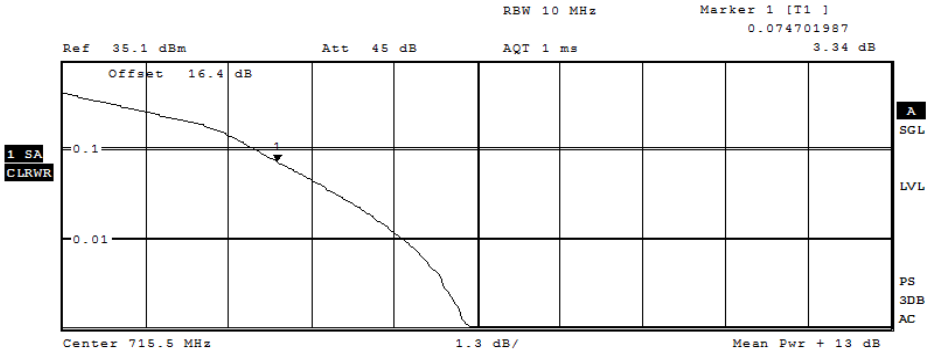

Complementary Cumulative Distribution Function
NOF samples: 16000, Usable BW: 11.2MHz

	Trace 1
Mean	19.24 dBm
Peak	26.57 dBm
Crest	7.32 dB
10 %	3.02 dB
1 %	5.33 dB
.1 %	6.35 dB
.01 %	6.94 dB

Diagram: 16QAM 5 MHz CH23155, 100% RB

1.2.5.4. 20MHz signal bandwidth

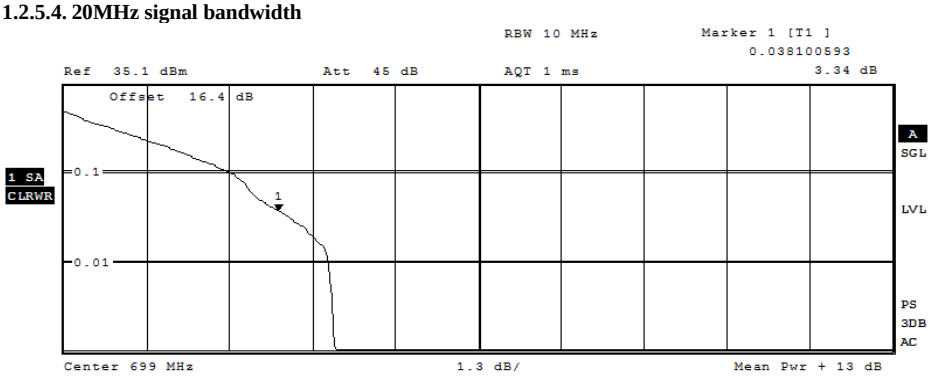

Complementary Cumulative Distribution Function
NOF samples: 16000, Usable BW: 11.2MHz

	Trace 1
Mean	21.17 dBm
Peak	25.45 dBm
Crest	4.29 dB
10 %	2.60 dB
1 %	4.17 dB
.1 %	4.25 dB
.01 %	4.29 dB

Diagram: QPSK 10 MHz CH23060, 1 RB low

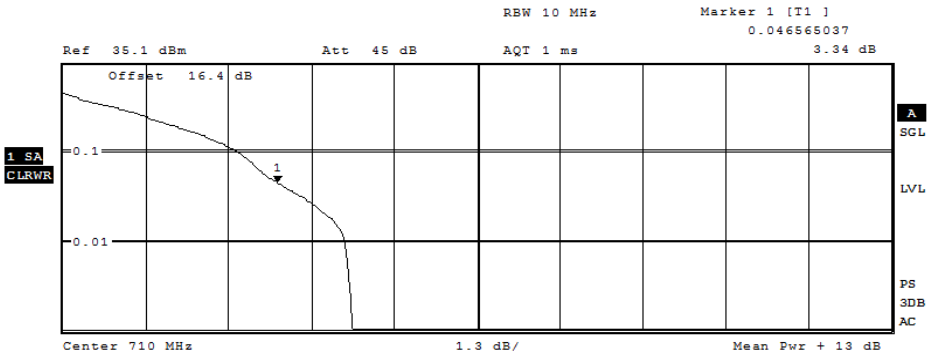

Complementary Cumulative Distribution Function
NOF samples: 16000, Usable BW: 11.2MHz

	Trace 1
Mean	21.39 dBm
Peak	26.00 dBm
Crest	4.61 dB
10 %	2.75 dB
1 %	4.42 dB
.1 %	4.54 dB
.01 %	4.56 dB

Diagram: 16QAM 10 MHz CH23060, 1 RB high

1.3. Spurious emissions radiated (LTE Band 2)

1.3.1. Magnetic field strength radiated (LTE Band 2)

2.01a_RMC_LTE_FDD2_BW20_RB1low_CH18700_laying

Common Information

Test Description:	Magnetic Field Strength Measurement related to 30/300m distance
Test site and distance	Ref.-Nr. 441 Semi Anechoic Room (SAR) with 3 m measurement distance
Version of Testsoftware	EMC32 V9.25.0
Rec antenna	height 1.00m parallel and 90° to EUT polarisation
Used Filter	bypass
Test Specification	FCC 15.205 § 15.209;RSS-Gen: Issue 4
Operating Mode	LTE FDD2 BW20 RB1low CH18700
Operating Conditions:	Humidity: 48%rH; Temperature: 21°C
Operator Name:	DLe
Comment:	Laying

EUT Information

Manufacturer:	Peiker Acustic GmbH & Co.KG a Valeo brand
Product:	Telematic Device
EUT Model:	AtM-02-US-R1-MEX
---	---
HW version:	103.004.004
SW version:	001.009.020
SVN:	-
Serial number:	4342
Connected Interfaces:	-

Full Spectrum

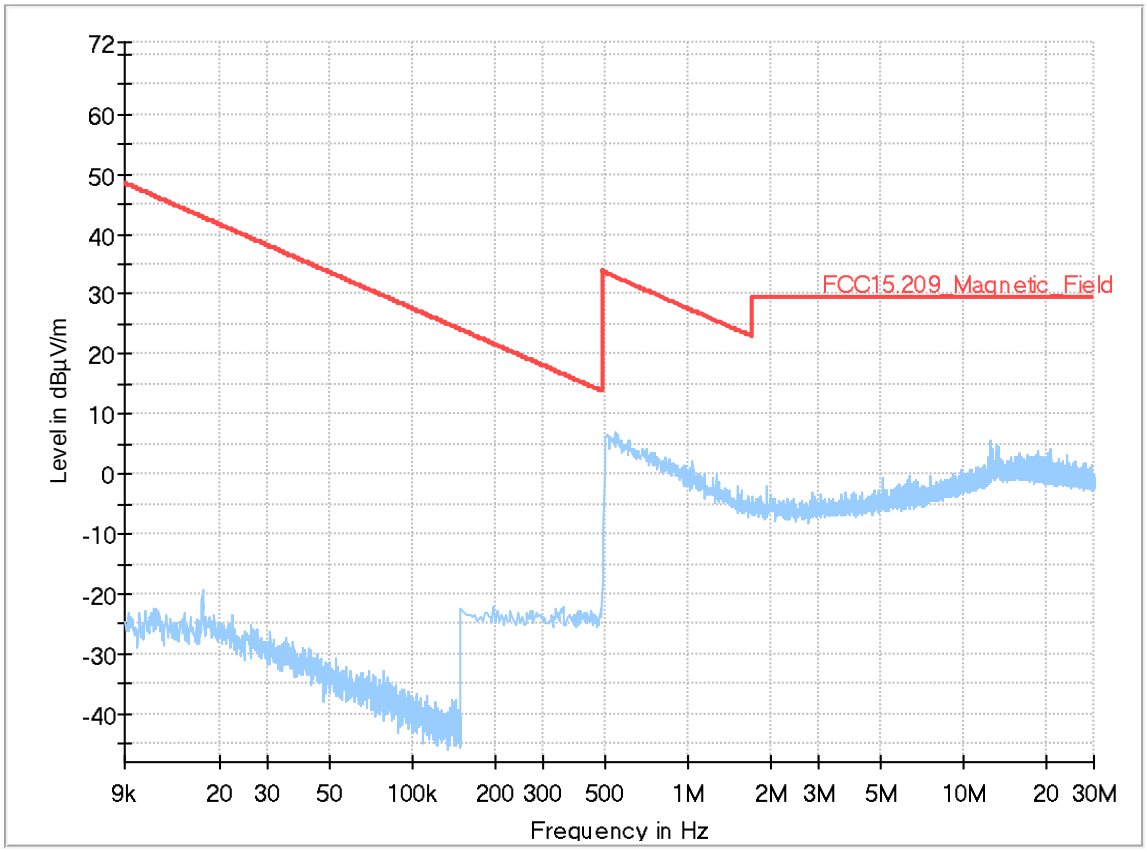

2.01b_RMC_LTE_FDD2_BW20_RB1low_CH18700_standing

Common Information

Test Description:	Magnetic Field Strength Measurement related to 30/300m distance
Test site and distance	Ref.-Nr. 441 Semi Anechoic Room (SAR) with 3 m measurement distance
Version of Testsoftware	EMC32 V9.25.0
Rec antenna	height 1.00m parallel and 90° to EUT polarisation
Used Filter	bypass
Test Specification	FCC 15.205 § 15.209;RSS-Gen: Issue 4
Operating Mode	LTE FDD2 BW20 RB1low CH18700 QPSK
Operating Conditions:	Humidity: 48%rH; Temperature: 21°C
Operator Name:	Klv
Comment:	Standing

EUT Information

Manufacturer:	Peiker Acustic GmbH & Co.KG a Valeo brand
Product:	Telematic Device
EUT Model:	AtM-02-US-R1-MEX
---	---
HW version:	103.004.004
SW version:	001.009.020
SVN:	-
Serial number:	4342
Connected Interfaces:	-

Full Spectrum

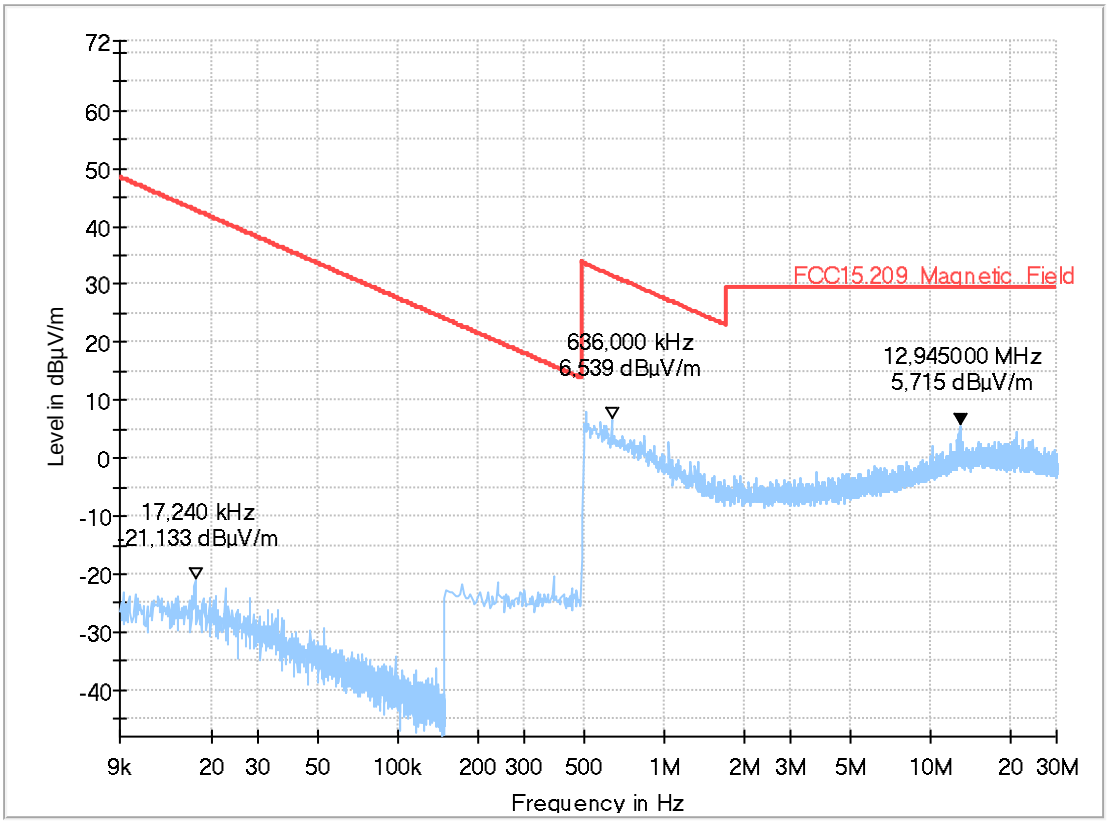

2.02a_LTE_FDD2_BW20_RB1low_CH18900_laying

Common Information

Test Description:	Magnetic Field Strength Measurement related to 30/300m distance
Test site and distance	Ref.-Nr. 441 Semi Anechoic Room (SAR) with 3 m measurement distance
Version of Testsoftware	EMC32 V9.25.0
Rec antenna	height 1.00m parallel and 90° to EUT polarisation
Used Filter	bypass
Test Specification	FCC 15.205 § 15.209;RSS-Gen: Issue 4
Operating Mode	LTE FDD2 BW20 RB1low CH18900
Operating Conditions:	Humidity: 48%rH; Temperature: 21°C
Operator Name:	DLe
Comment:	Laying

EUT Information

Manufacturer:	Peiker Acustic GmbH & Co.KG a Valeo brand
Product:	Telematic Device
EUT Model:	AtM-02-US-R1-MEX
---	---
HW version:	103.004.004
SW version:	001.009.020
SVN:	-
Serial number:	4342
Connected Interfaces:	-

Full Spectrum

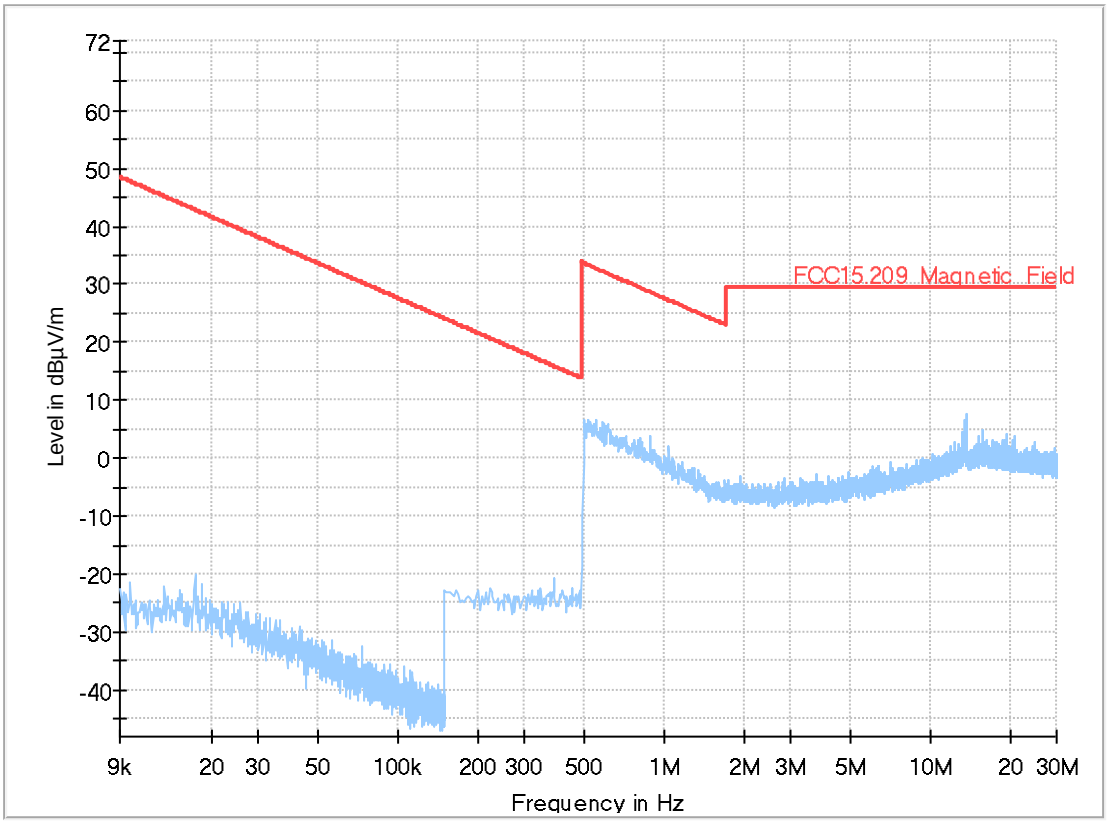

2.02b_RMC_LTE_FDD2_BW20_RB1low_CH18900_standing

Common Information

Test Description:	Magnetic Field Strength Measurement related to 30/300m distance
Test site and distance	Ref.-Nr. 441 Semi Anechoic Room (SAR) with 3 m measurement distance
Version of Testsoftware	EMC32 V9.25.0
Rec antenna	height 1.00m parallel and 90° to EUT polarisation
Used Filter	bypass
Test Specification	FCC 15.205 § 15.209;RSS-Gen: Issue 4
Operating Mode	LTE FDD2 BW20 RB1low CH18900
Operating Conditions:	Humidity: 48%rH; Temperature: 21°C
Operator Name:	Klv
Comment:	Standing

EUT Information

Manufacturer:	Peiker Acustic GmbH & Co.KG a Valeo brand
Product:	Telematic Device
EUT Model:	AtM-02-US-R1-MEX
---	---
HW version:	103.004.004
SW version:	001.009.020
SVN:	-
Serial number:	4342
Connected Interfaces:	-

Full Spectrum

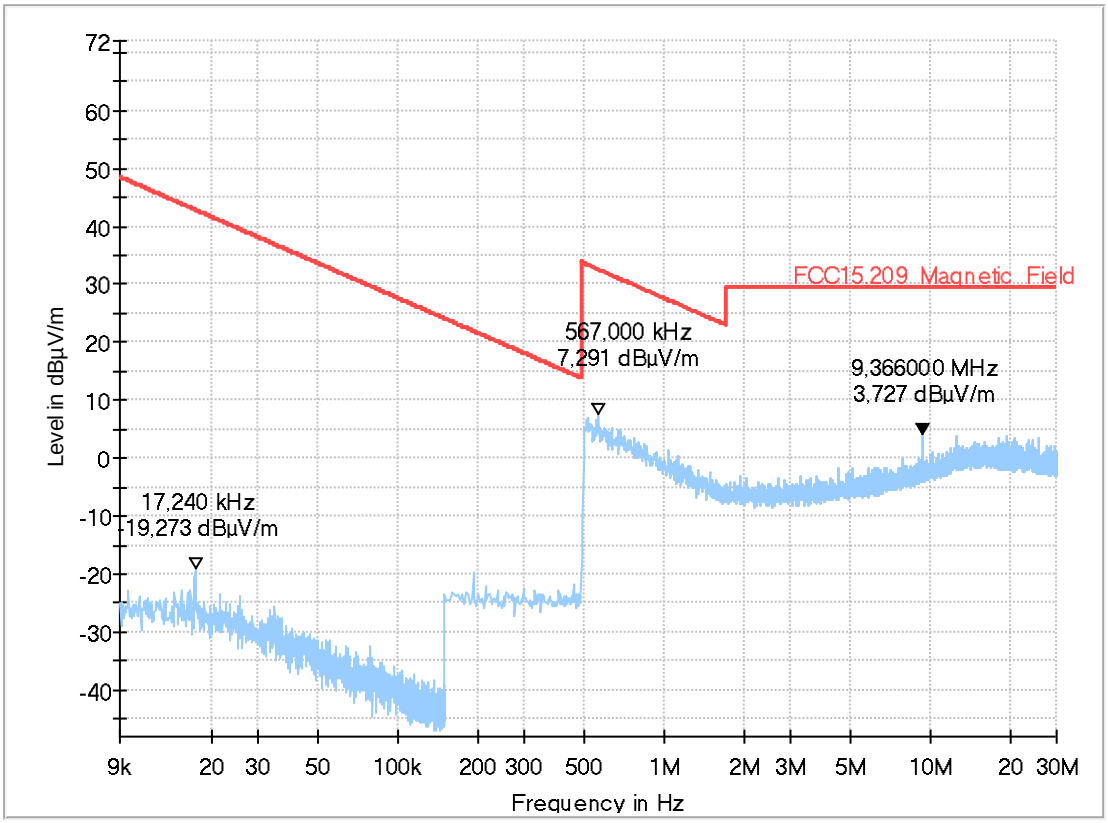

1.3.2. Emissions above 30MHz (LTE Band 2)

8.01_LTE_FDD2_BW20_RB1low_CH18700

Common Information

Test Description:	Radiated emission
Test Site:	Fully-Anechoic Room
Test Standard:	FCC FCC Part 27.53(h) AWS emission limits / RSS-139, Issue 3
Antenna polarisation:	vertical / horizontal
Measurement software version	EMC32 V9.26.0
Operation mode:	LTE Band 4, channel no= BW= RB= Modulation=

EUT Information

Manufacturer:	Peiker Acustic GmbH & Co.KG a Valeo brand
Product:	Telematic Device
EUT Model:	AtM-02-US-R1-MEX
---	---
HW version:	103.004.004
SW version:	001.009.020
SVN:	-
Serial number:	4342
Connected Interfaces:	-

Full Spectrum

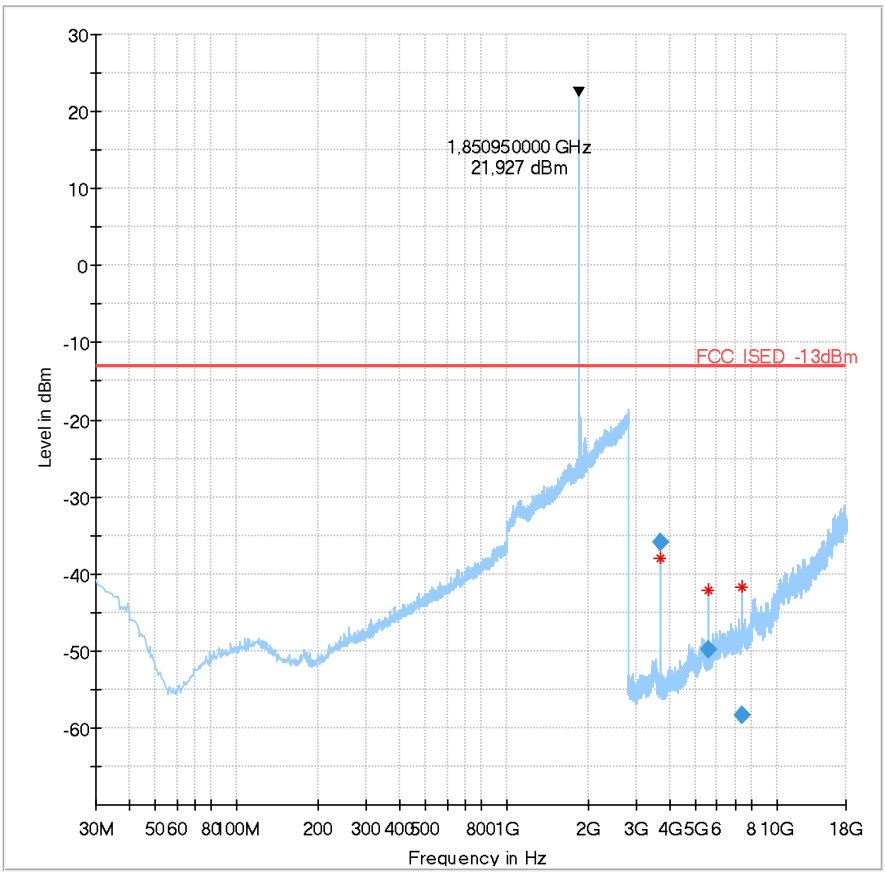

Final_Result

Frequency (MHz)	RMS (dBm)	Limit (dBm)	Margin (dB)	Meas. Time	Bandwidth (kHz)	Height (cm)	Pol	Azimuth (deg)	Elevation (deg)	Corr. (dB)
3702.178334	-35.87	-13.00	22.87	100.0	1000.000	155.0	H	305.0	90.0	-94.9
5553.263334	-49.80	-13.00	36.80	100.0	1000.000	155.0	H	59.0	90.0	-89.9
7415.413333	-58.36	-13.00	45.36	100.0	1000.000	155.0	H	63.0	90.0	-84.1

8.02_LTE_FDD2_BW20_RB1high_CH18900

Common Information

Test Description:	Radiated field strength emission in 3m distance
Test Site:	Fully-Anechoic Room
Test Standard:	FCC FCC Part 27.53(h) AWS emission limits / RSS-139, Issue 3
Antenna polarisation:	vertical / horizontal
Measurement software version	EMC32 V9.26.0
Operation mode:	LTE Band 2, channel no=1899 BW=20 RB=1 Modulation=16QAM
Operator Name:	RIs
Comment:	

EUT Information

Manufacturer:	Peiker Acustic GmbH & Co.KG a Valeo brand
Product:	Telematic Device
EUT Model:	AtM-02-US-R1-MEX
---	---
HW version:	103.004.004
SW version:	001.009.020
SVN:	-
Serial number:	4342
Connected Interfaces:	-

Full Spectrum

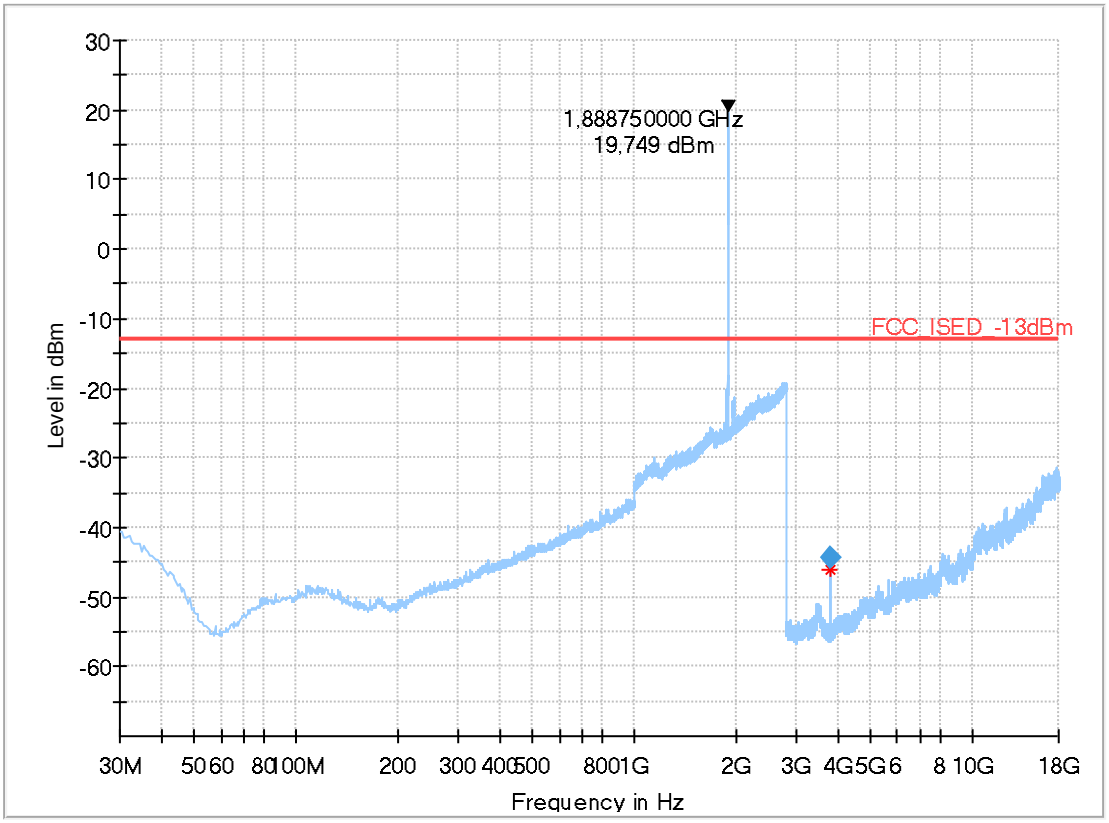

Final_Result

Frequency (MHz)	RMS (dBm)	Limit (dBm)	Margin (dB)	Meas. Time	Bandwidth (kHz)	Height (cm)	Pol	Azimuth (deg)	Elevation (deg)	Corr. (dB)
3777.845000	-44.22	-13.00	31.22	100.0	1000.000	155.0	H	264.0	90.0	-95.1

1.4. Spurious emissions radiated (LTE Band 4)

1.4.1. Magnetic field strength radiated (LTE Band 4)

2.03a_RMC_LTE_FDD4_BW10_RB1high_QPSK_CH20000_Laying

Common Information

Test Description:	Magnetic Field Strength Measurement related to 30/300m distance
Test site and distance	Ref.-Nr. 441 Semi Anechoic Room (SAR) with 3 m measurement distance
Version of Testsoftware	EMC32 V9.25.0
Rec antenna	height 1.00m parallel and 90° to EUT polarisation
Used Filter	bypass
Test Specification	FCC 15.205 § 15.209;RSS-Gen: Issue 4
Operating Mode	LTE FDD4 BW10 RB1high CH20000
Operating Conditions:	Humidity: 48%rH; Temperature: 21°C
Operator Name:	DLe
Comment:	Laying

EUT Information

Manufacturer:	Peiker Acustic GmbH & Co.KG a Valeo brand
Product:	Telematic Device
EUT Model:	AtM-02-US-R1-MEX
---	---
HW version:	103.004.004
SW version:	001.009.020
SVN:	-
Serial number:	4342
Connected Interfaces:	-

Full Spectrum

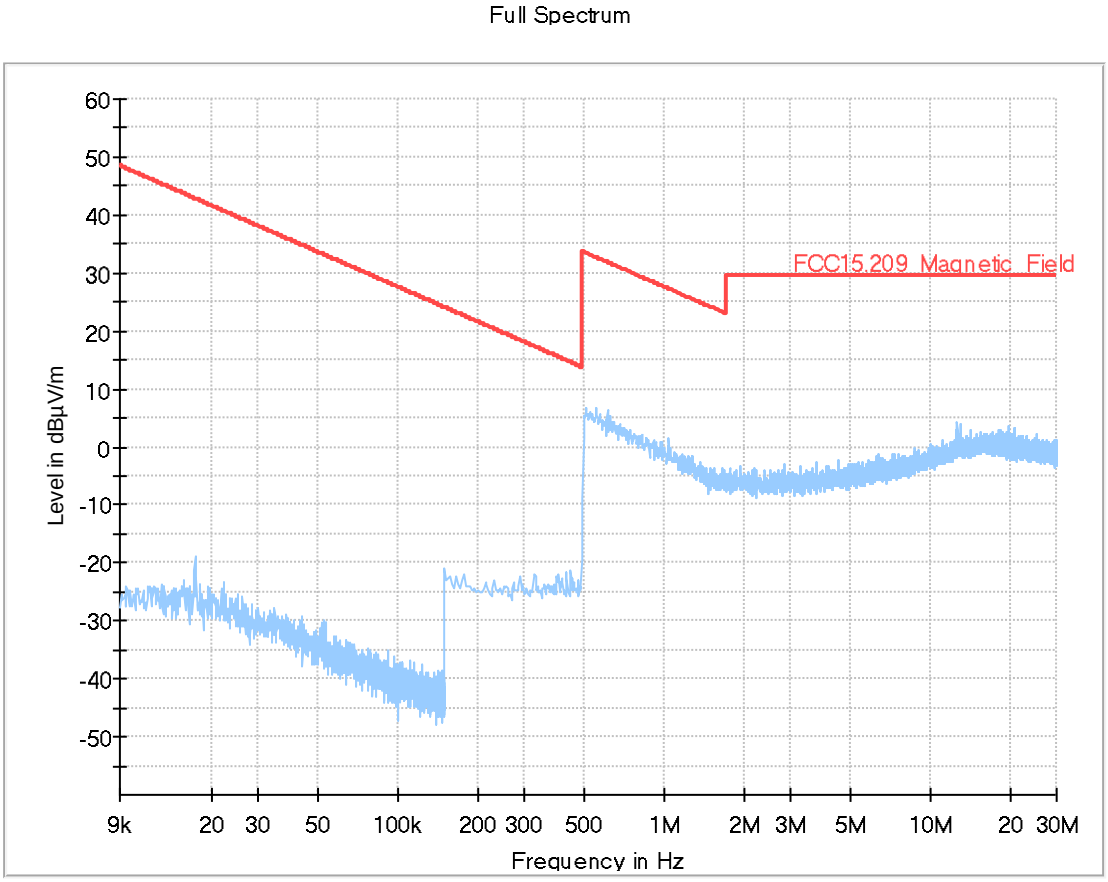

2.03b_RMC_LTE_FDD4_BW10_RB1high_QPSK_CH20000_standing

Common Information

Test Description:	Magnetic Field Strength Measurement related to 30/300 m distance
Test site and distance	Ref.-Nr. 441 Semi Anechoic Room (SAR) with 3 m measurement distance
Version of Testsoftware	EMC32 V9.25.0
Rec Antenna	height 1.00m parallel and 90° to EUT polarisation
Used Filter	bypass
Test Specification	FCC 15.205 § 15.209;RSS-Gen: Issue 4
Operating Mode	LTE FDD4, BW:10MHz, RB1:high ;CH:20000;Mod: OPSK
Operating Conditions:	Humidity: 48%rH; Temperature: 21°C
Operator Name:	HEI
Comment:	DUT Standing

EUT Information

Manufacturer:	Peiker Acustic GmbH & Co.KG a Valeo brand
Product:	Telematic Device
EUT Model:	AtM-02-US-R1-MEX
---	---
HW version:	103.004.004
SW version:	001.009.020
SVN:	-
Serial number:	4342
Connected Interfaces:	-

Full Spectrum

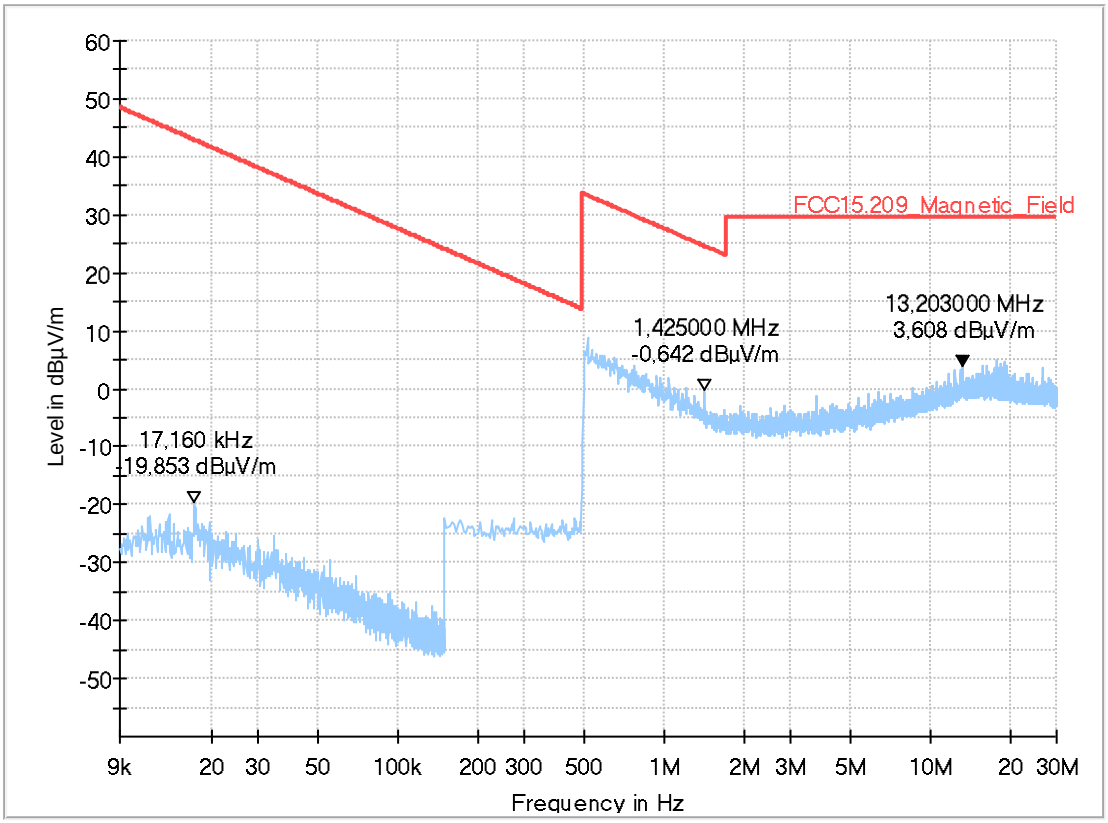

2.04a_RMC_LTE_FDD4_BW10_RB1low_16-QAM_CH20000_laying

Common Information

Test Description:	Magnetic Field Strength Measurement related to 30/300m distance
Test site and distance	Ref.-Nr. 441 Semi Anechoic Room (SAR) with 3 m measurement distance
Version of Testsoftware	EMC32 V9.25.0
Rec antenna	height 1.00m parallel and 90° to EUT polarisation
Used Filter	bypass
Test Specification	FCC 15.205 § 15.209;RSS-Gen: Issue 4
Operating Mode	LTE FDD4 BW10 RB1low CH20000
Operating Conditions:	Humidity: 48%rH; Temperature: 21°C
Operator Name:	DLe
Comment:	Laying

EUT Information

Manufacturer:	Peiker Acustic GmbH & Co.KG a Valeo brand
Product:	Telematic Device
EUT Model:	AtM-02-US-R1-MEX
---	---
HW version:	103.004.004
SW version:	001.009.020
SVN:	-
Serial number:	4342
Connected Interfaces:	-

Full Spectrum

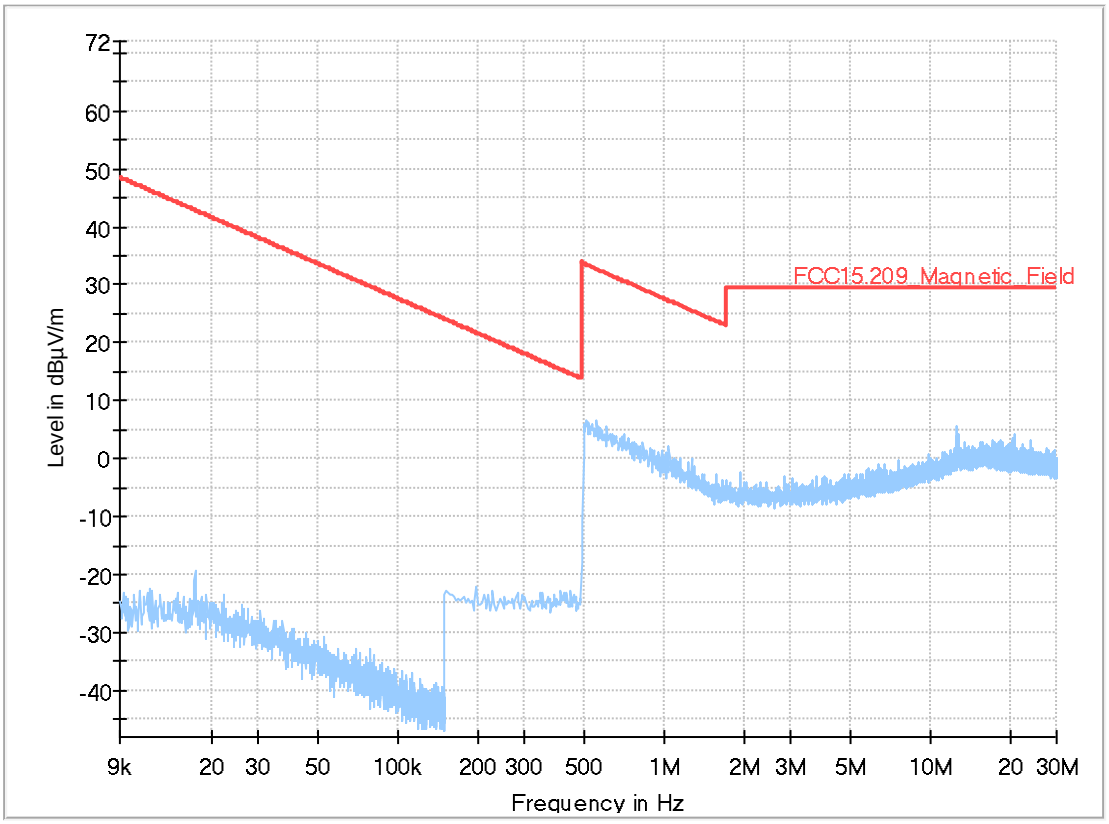

2.04b RMC_LTE_FDD4_BW10_RB1low_16-QAM_CH20000_Standing

Common Information

Test Description:	Magnetic Field Strength Measurement related to 30/300 m distance
Test site and distance	Ref.-Nr. 441 Semi Anechoic Room (SAR) with 3 m measurement distance
Version of Testsoftware	EMC32 V9.25.0
Rec Antenna	height 1.00m parallel and 90° to EUT polarisation
Used Filter	bypass
Test Specification	FCC 15.205 § 15.209;RSS-Gen: Issue 4
Operating Mode	LTE FDD4, BW:10MHz, RB1:low ;CH:20000;Mod: 16QAM
Operating Conditions:	Humidity: 48%rH; Temperature: 21°C
Operator Name:	HEI
Comment:	DUT Standing

EUT Information

Manufacturer:	Peiker Acustic GmbH & Co.KG a Valeo brand
Product:	Telematic Device
EUT Model:	AtM-02-US-R1-MEX
---	---
HW version:	103.004.004
SW version:	001.009.020
SVN:	-
Serial number:	4342
Connected Interfaces:	-

Full Spectrum

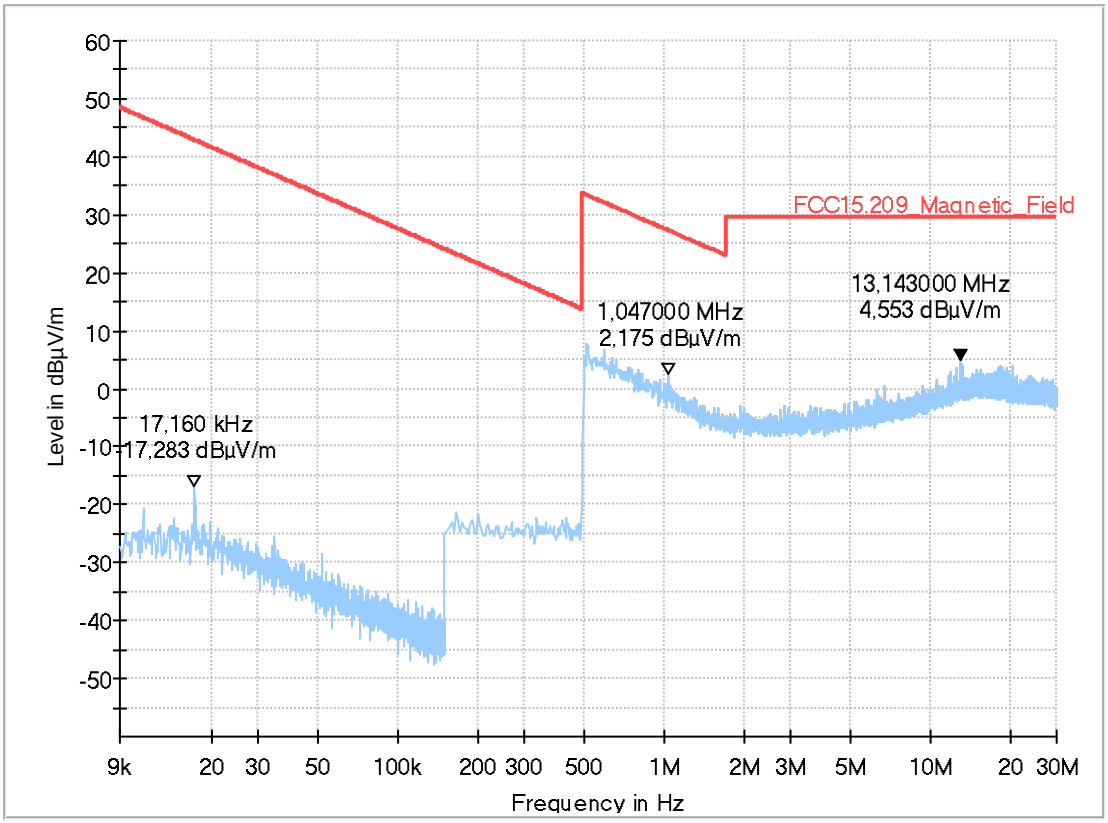

1.4.2. Emissions above 30MHz (LTE Band 4)

8.03_RSE_LTE_FDD4_BW10_RB1high_QPSK_CH20000

Common Information

Test Description:	Radiated emission
Test Site:	Fully-Anechoic Room
Test Standard:	FCC FCC Part 27.53(h) AWS emission limits / RSS-139, Issue 3
Antenna polarisation:	vertical / horizontal
Measurement software version	EMC32 V9.26.0
Operation mode:	LTE Band 4, channel 20000 BW10 RB1 high Modulation QPSK
Operator Name:	Klv
Comment:	

EUT Information

Manufacturer:	Peiker Acustic GmbH & Co.KG a Valeo brand
Product:	Telematic Device
EUT Model:	AtM-02-US-R1-MEX
---	---
HW version:	103.004.004
SW version:	001.009.020
SVN:	-
Serial number:	4342
Connected Interfaces:	-

Full Spectrum

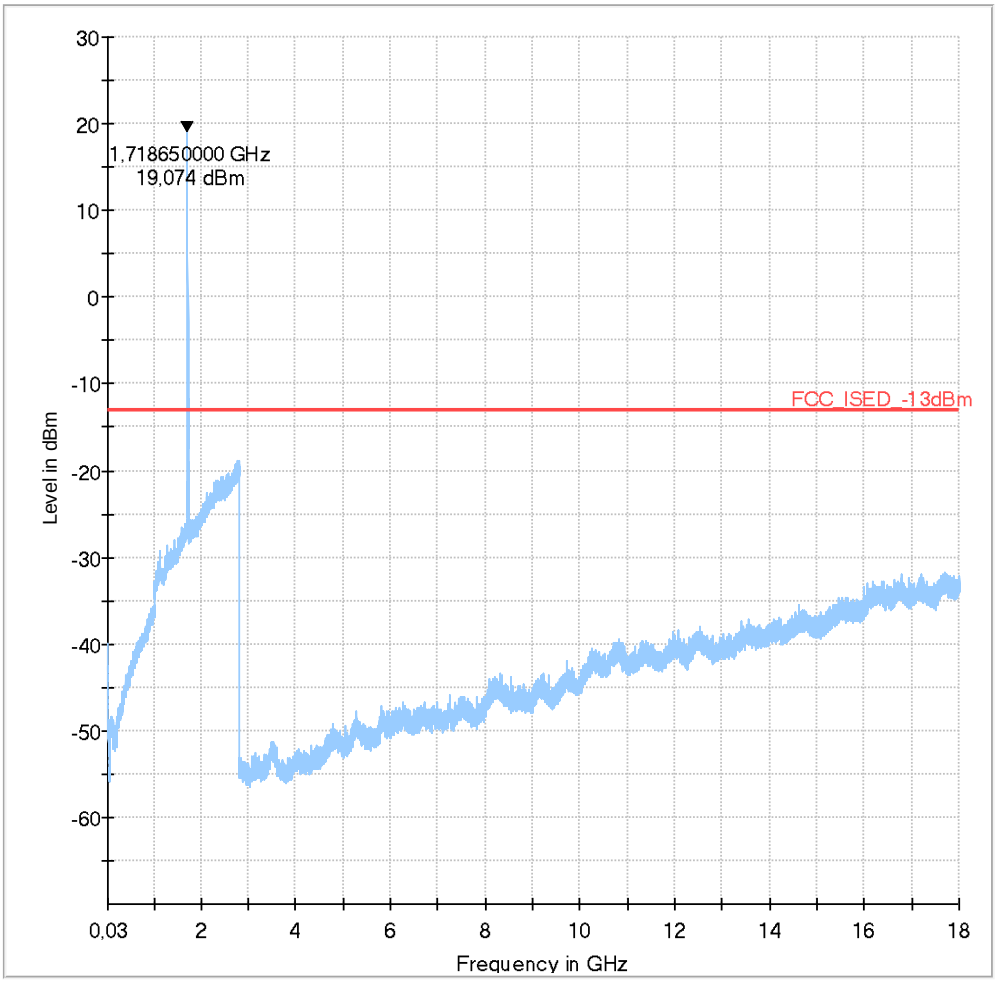

8.04_RSE_LTE_FDD4_BW10_RB1low_16-16QAM_CH20000

Common Information

Test Description:	Radiated emission
Test Site:	Fully-Anechoic Room
Test Standard:	FCC FCC Part 27.53(h) AWS emission limits / RSS-139, Issue 3
Antenna polarisation:	vertical / horizontal
Measurement software version	EMC32 V9.26.0
Operation mode:	LTE Band 4, channel 20000 BW10 RB1 low Modulation 16QAM
Operator Name:	Klv
Comment:	

EUT Information

Manufacturer:	Peiker Acustic GmbH & Co.KG a Valeo brand
Product:	Telematic Device
EUT Model:	AtM-02-US-R1-MEX
---	---
HW version:	103.004.004
SW version:	001.009.020
SVN:	-
Serial number:	4342
Connected Interfaces:	-

Full Spectrum

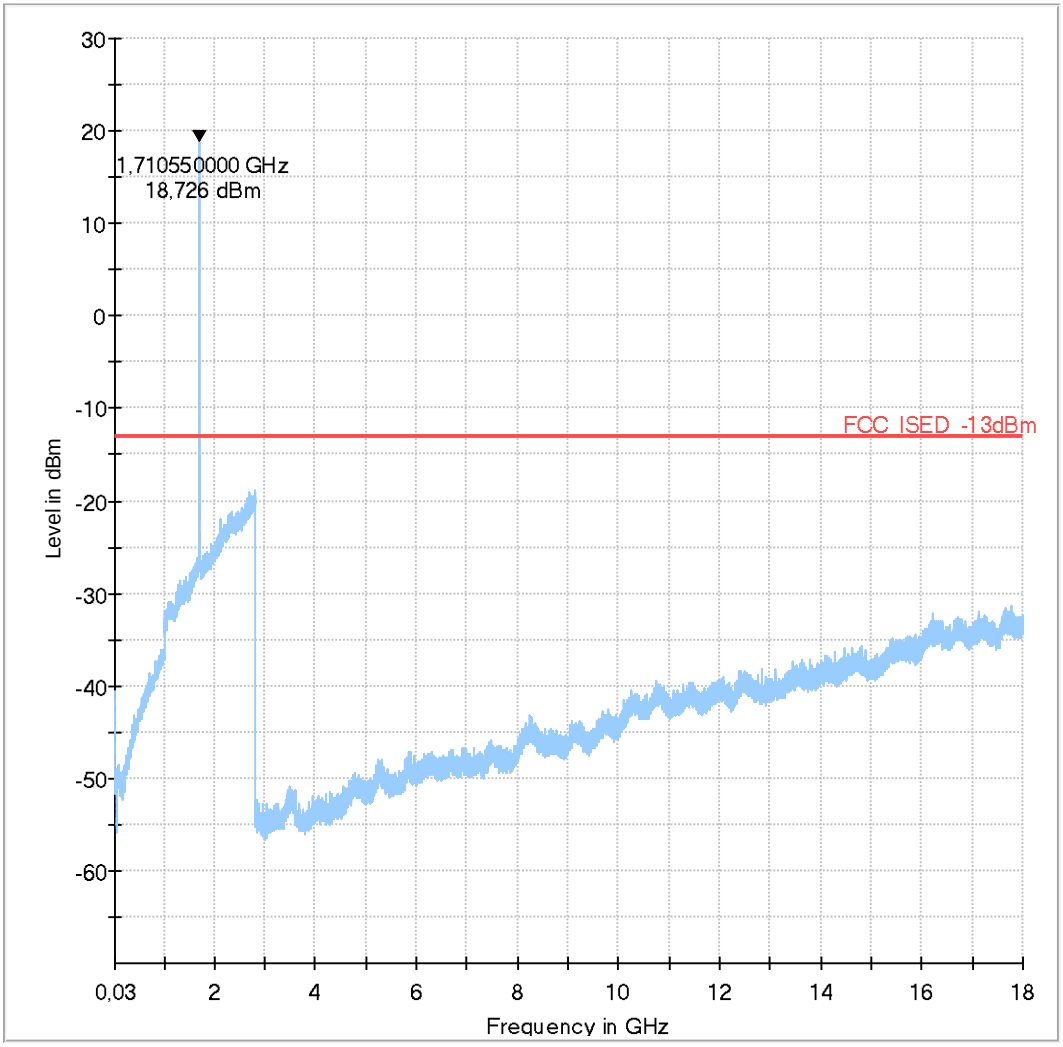

1.5. Spurious emissions radiated (LTE Band 5)

1.5.1. Magnetic field strength radiated (LTE Band 5)

2.05a_RMC_LTE_FDD5_BW5_RB1low_QPSK_CH20425_laying

Common Information

Test Description:	Magnetic Field Strength Measurement related to 30/300 m distance
Test site and distance	Ref.-Nr. 441 Semi Anechoic Room (SAR) with 3 m measurement distance
Version of Testsoftware	EMC32 V9.25.0
Rec Antenna	height 1.00m parallel and 90° to EUT polarisation
Used Filter	bypass
Test Specification	FCC 15.205 § 15.209;RSS-Gen: Issue 4
Operating Mode	LTE FDD12 BW5 RB1low CH23095 QPSK
Operating Conditions:	Humidity: 48%rH; Temperature: 21°C
Operator Name:	TFr
Comment:	DUT Laying

EUT Information

Manufacturer:	Peiker Acustic GmbH & Co.KG a Valeo brand
Product:	Telematic Device
EUT Model:	AtM-02-US-R1-MEX
---	---
HW version:	103.004.004
SW version:	001.009.020
SVN:	-
Serial number:	4342
Connected Interfaces:	-

Full Spectrum

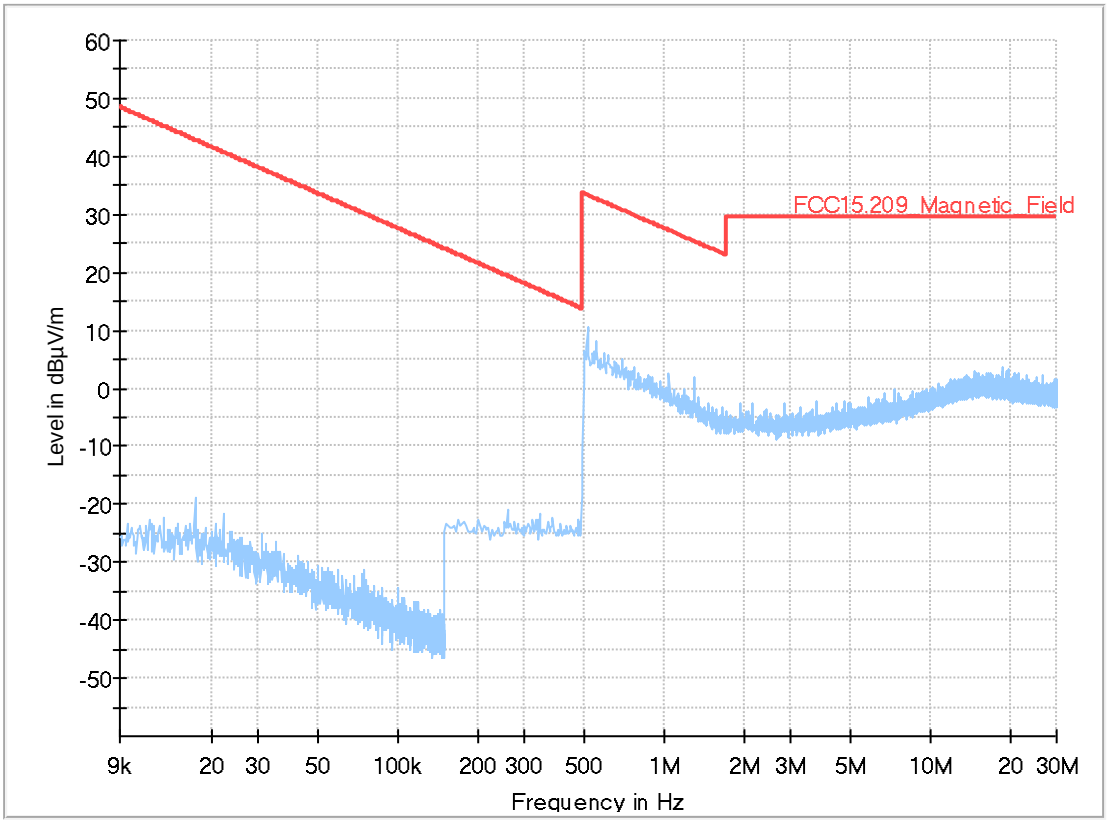

2.05b_RMC_LTE_FDD5_BW5_RB1low_QPSK_CH20425_standing

Common Information

Test Description:	Magnetic Field Strength Measurement related to 30/300 m distance
Test site and distance	Ref.-Nr. 441 Semi Anechoic Room (SAR) with 3 m measurement distance
Version of Testsoftware	EMC32 V9.25.0
Rec Antenna	height 1.00m parallel and 90° to EUT polarisation
Used Filter	bypass
Test Specification	FCC 15.205 § 15.209;RSS-Gen: Issue 4
Operating Mode	LTE FDD5, BW:5MHz, RB1:low ;CH:20425;Mod: QPSK
Operating Conditions:	Humidity: 48%rH; Temperature: 21°C
Operator Name:	HEI
Comment:	DUT Standing

EUT Information

Manufacturer:	Peiker Acustic GmbH & Co.KG a Valeo brand
Product:	Telematic Device
EUT Model:	AtM-02-US-R1-MEX
---	---
HW version:	103.004.004
SW version:	001.009.020
SVN:	-
Serial number:	4342
Connected Interfaces:	-

Full Spectrum

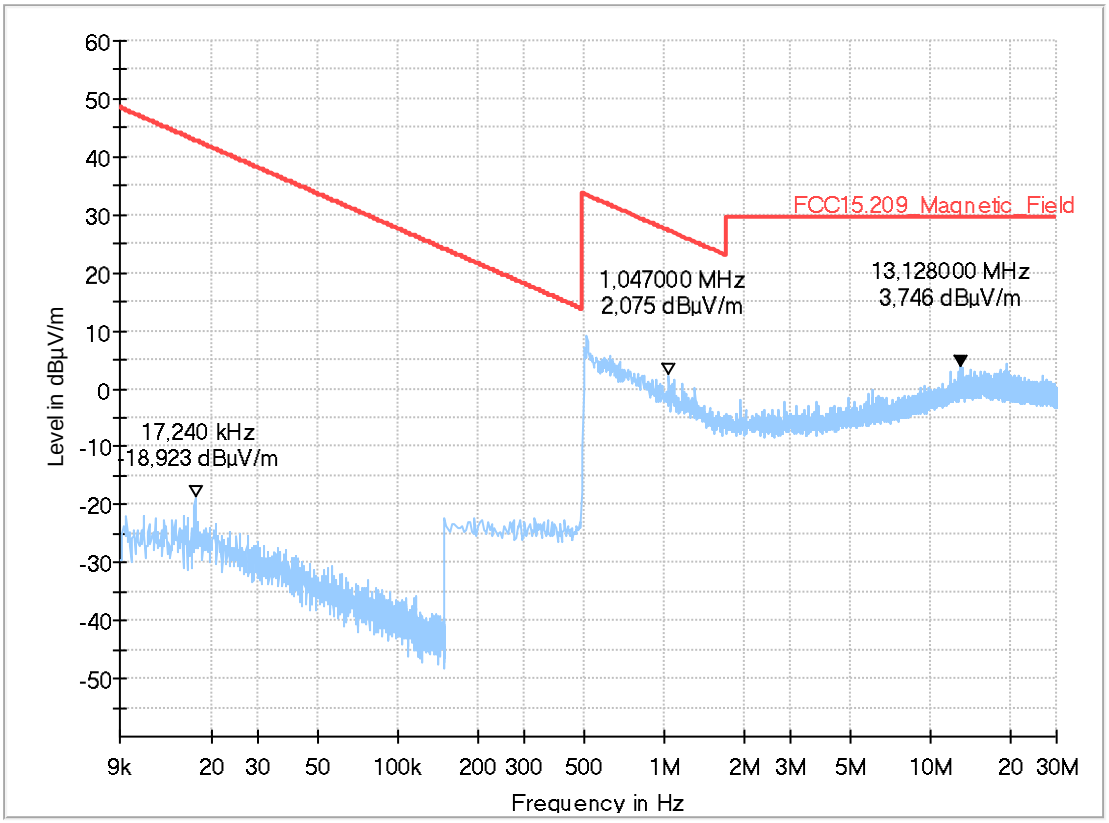

2.06a_RMC_LTE_FDD5_BW5_RB1high_16-16QAM_CH20625_laying

Common Information

Test Description:	Magnetic Field Strength Measurement related to 30/300 m distance
Operating Conditions:	RMC_LTE_FDD5_BW5_RB1high_16-16QAM_CH20625_laying
Operator Name:	TFra
Comment:	Laying

EUT Information

Manufacturer:	Peiker Acustic GmbH & Co.KG a Valeo brand
Product:	Telematic Device
EUT Model:	AtM-02-US-R1-MEX
---	---
HW version:	103.004.004
SW version:	001.009.020
SVN:	-
Serial number:	4342
Connected Interfaces:	-

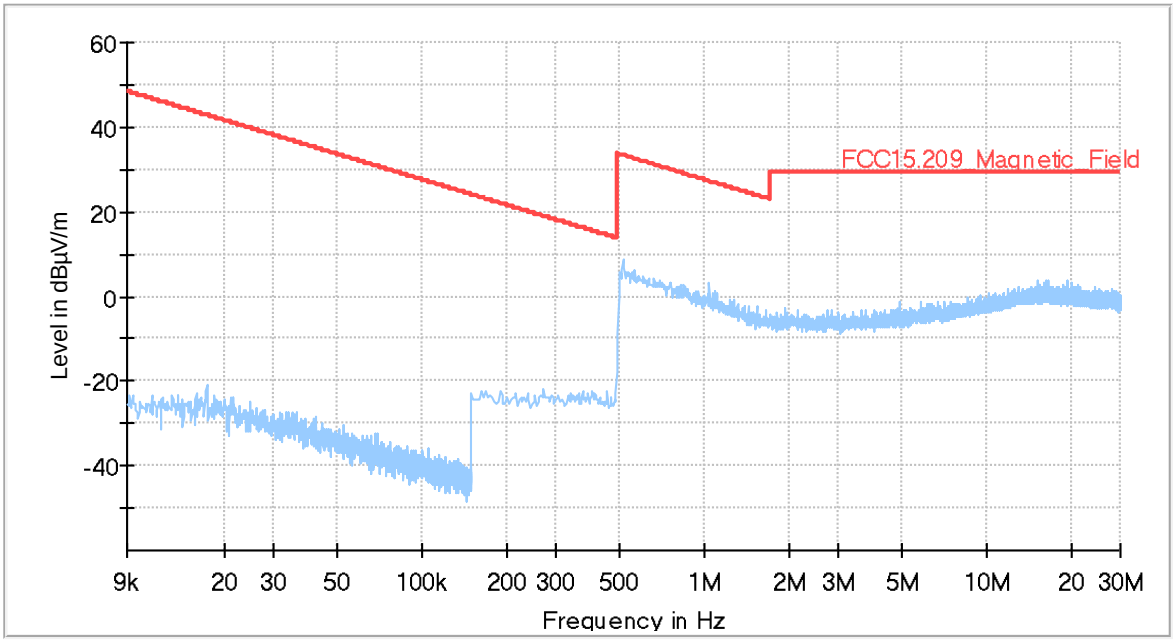

2.06b_RMC_LTE_FDD5_BW5_RB1high_16-16QAM_CH20625_standing

Common Information

Test Description:	Magnetic Field Strength Measurement related to 30/300 m distance
Test site and distance	Ref.-Nr. 441 Semi Anechoic Room (SAR) with 3 m measurement distance
Version of Testsoftware	EMC32 V9.25.0
Rec Antenna	height 1.00m parallel and 90° to EUT polarisation
Used Filter	bypass
Test Specification	FCC 15.205 § 15.209;RSS-Gen: Issue 4
Operating Mode	LTE FDD5, BW:5MHz, RB1:high ;CH:20625;Mod: 16QAM
Operating Conditions:	Humidity: 48%rH; Temperature: 21°C
Operator Name:	HEI
Comment:	DUT Standing

EUT Information

Manufacturer:	Peiker Acustic GmbH & Co.KG a Valeo brand
Product:	Telematic Device
EUT Model:	AtM-02-US-R1-MEX
---	---
HW version:	103.004.004
SW version:	001.009.020
SVN:	-
Serial number:	4342
Connected Interfaces:	-

Full Spectrum

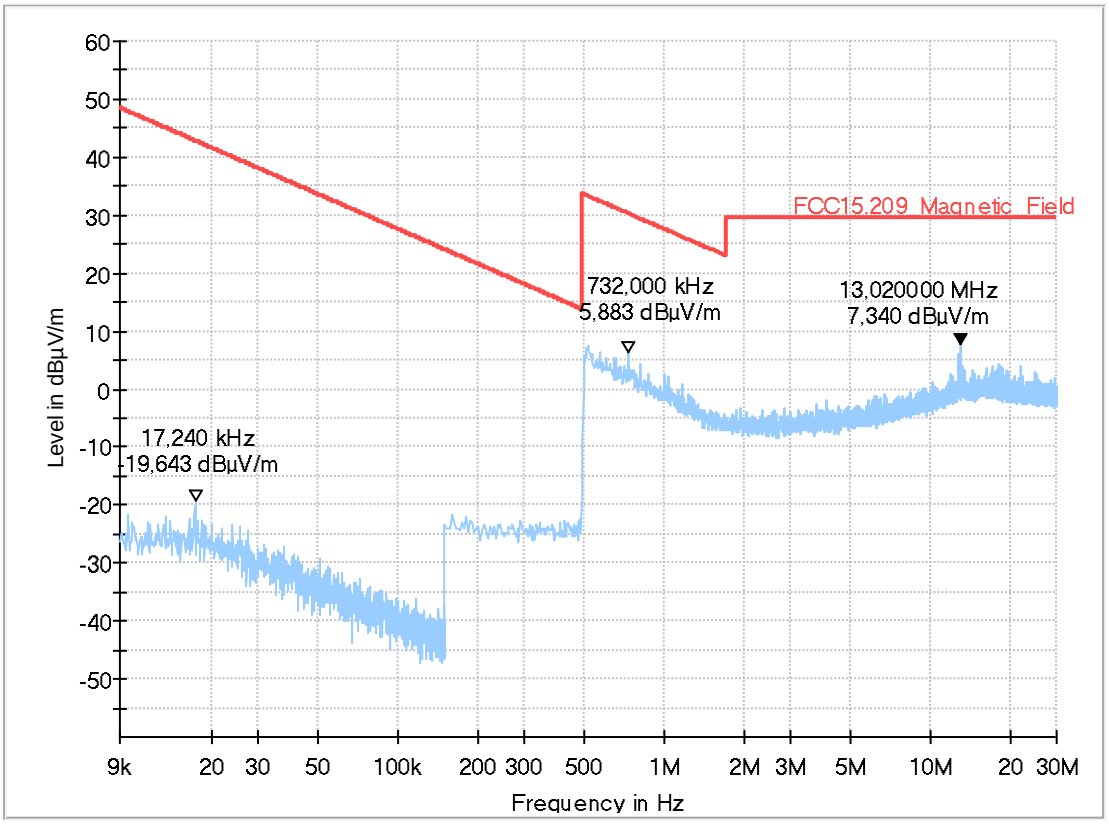

1.5.2. Emissions above 30MHz (LTE Band 5)

8.05_RSE_LTE_FDD5_BW5_RB1low_QPSK_CH20425

Common Information

Test Description:	Radiated emission
Test Site:	Fully-Anechoic Room
Test Standard:	FCC FCC Part 27.53(h) AWS emission limits / RSS-139, Issue 3
Antenna polarisation:	vertical / horizontal
Measurement software version	EMC32 V9.26.0
Operation mode:	LTE Band 5, channel 20425 BW5 RB1 low Modulation QPSK
Operator Name:	KIv
Comment:	

EUT Information

Manufacturer:	Peiker Acustic GmbH & Co.KG a Valeo brand
Product:	Telematic Device
EUT Model:	AtM-02-US-R1-MEX
---	---
HW version:	103.004.004
SW version:	001.009.020
SVN:	-
Serial number:	4342
Connected Interfaces:	-

Full Spectrum

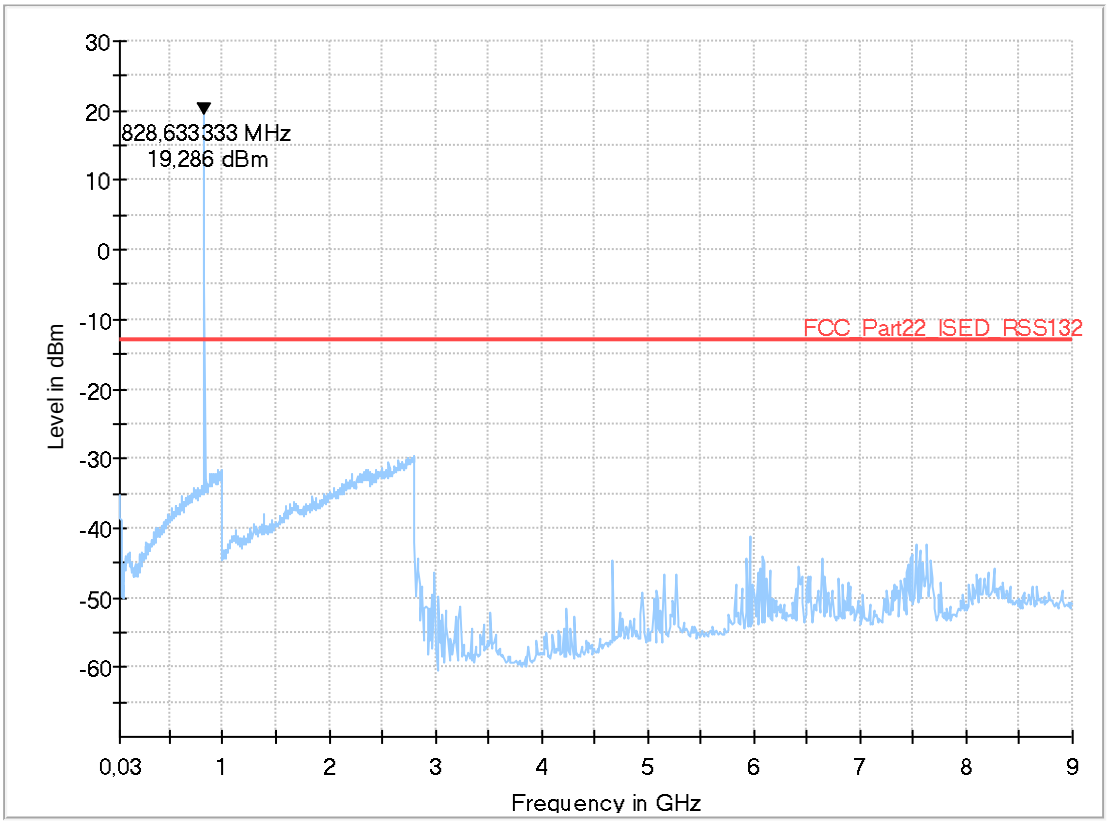

8.06_RSE_LTE_FDD5_BW5_RB1high_1616QAM_CH20625

Common Information

Test Description:	Radiated emission
Test Site:	Fully-Anechoic Room
Test Standard:	FCC FCC Part 27.53(h) AWS emission limits / RSS-139, Issue 3
Antenna polarisation:	vertical / horizontal
Measurement software version	EMC32 V9.26.0
Operation mode:	LTE Band 5, channel 20425 BW5 RB1 low Modulation QPSK
Operator Name:	Klv
Comment:	

EUT Information

Manufacturer:	Peiker Acustic GmbH & Co.KG a Valeo brand
Product:	Telematic Device
EUT Model:	AtM-02-US-R1-MEX
---	---
HW version:	103.004.004
SW version:	001.009.020
SVN:	-
Serial number:	4342
Connected Interfaces:	-

Full Spectrum

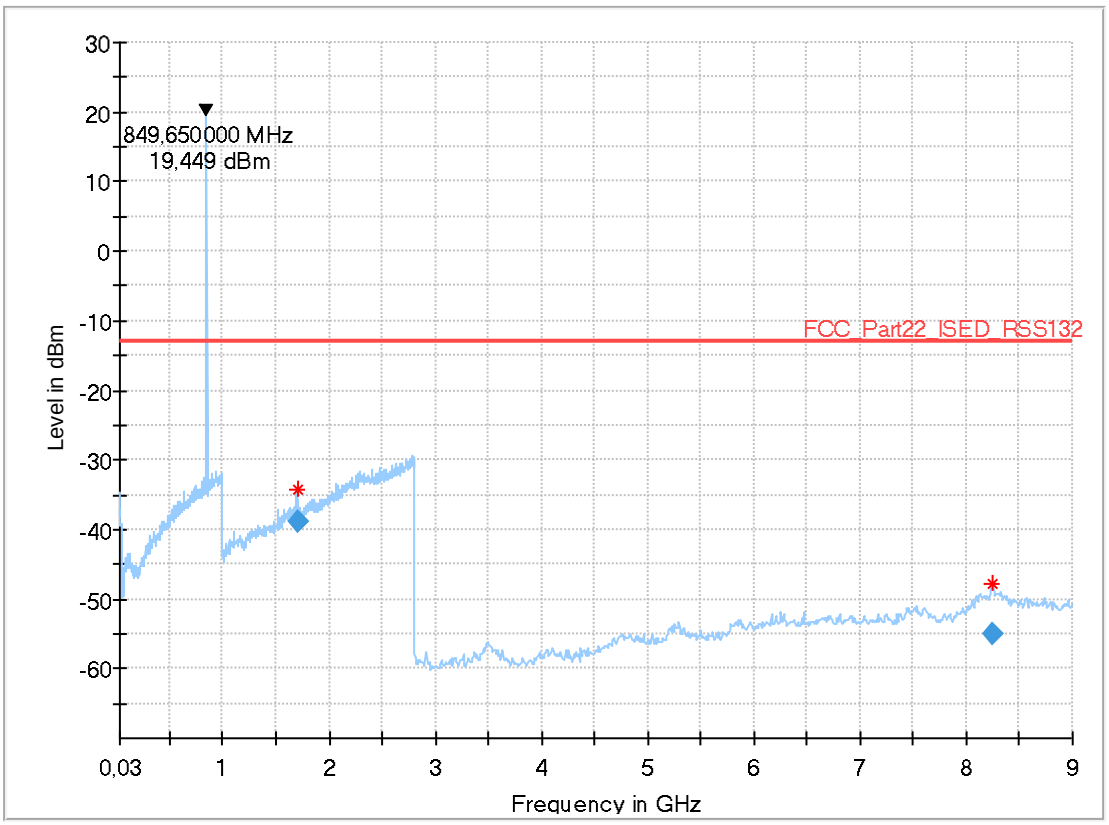

1.6. Spurious emissions radiated (LTE Band 7)

1.6.1. Magnetic field strength radiated (LTE Band 7)

2.07a_RMC_LTE_FDD7_BW10_RB1high_QPSK_CH20850_laying

Common Information

Test Description:	Magnetic Field Strength Measurement related to 30/300 m distance
Operating Conditions:	RMC_LTE_FDD7_BW10_RB1high_QPSK_CH20850_laying
Operator Name:	TFra
Comment:	Laying

EUT Information

Manufacturer:	Peiker Acustic GmbH & Co.KG a Valeo brand
Product:	Telematic Device
EUT Model:	AtM-02-US-R1-MEX
---	---
HW version:	103.004.004
SW version:	001.009.020
SVN:	-
Serial number:	4342
Connected Interfaces:	-

Full Spectrum

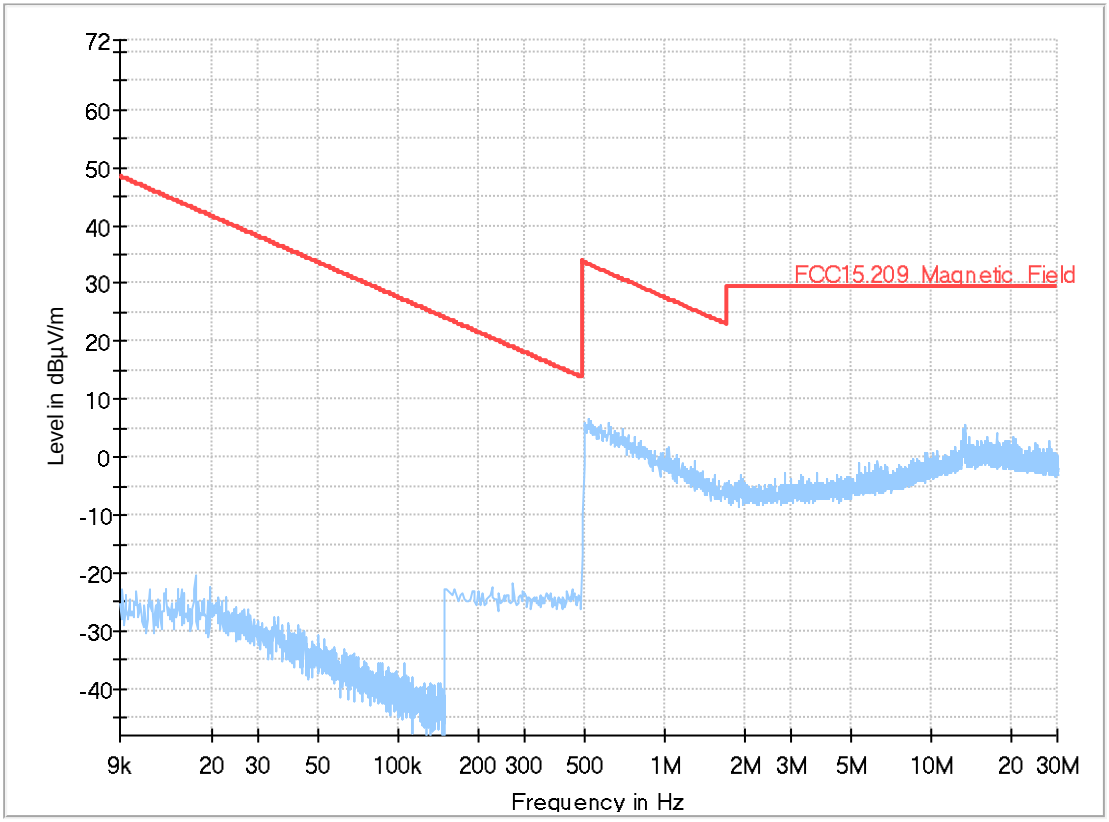

2.07b_RMC_LTE_FDD7_BW10_RB1high_QPSK_CH20850_standing

Common Information

Test Description:	Magnetic Field Strength Measurement related to 30/300m distance
Test site and distance	Ref.-Nr. 441 Semi Anechoic Room (SAR) with 3 m measurement distance
Version of Testsoftware	EMC32 V9.25.0
Rec antenna	height 1.00m parallel and 90° to EUT polarisation
Used Filter	bypass
Test Specification	FCC 15.205 § 15.209;RSS-Gen: Issue 4
Operating Mode	LTE FDD7 BW10 RB1high CH20850 QPSK
Operating Conditions:	Humidity: 48%rH; Temperature: 21°C
Operator Name:	Klv
Comment:	Standing

EUT Information

Manufacturer:	Peiker Acustic GmbH & Co.KG a Valeo brand
Product:	Telematic Device
EUT Model:	AtM-02-US-R1-MEX
---	---
HW version:	103.004.004
SW version:	001.009.020
SVN:	-
Serial number:	4342
Connected Interfaces:	-

Full Spectrum

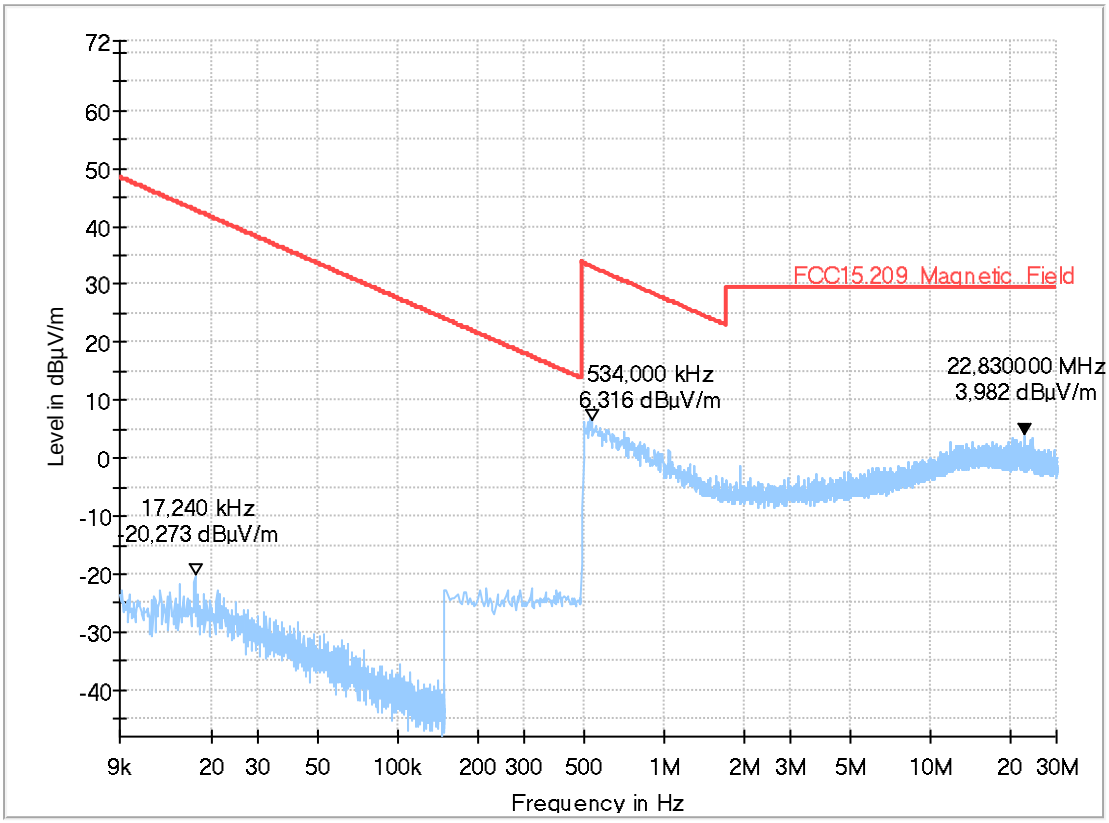

2.08a_RMC_LTE_FDD7_BW10_RB1low_16-16QAM_CH20800_laying

Common Information

Test Description:	Magnetic Field Strength Measurement related to 30/300m distance
Test site and distance	Ref.-Nr. 441 Semi Anechoic Room (SAR) with 3 m measurement distance
Version of Testsoftware	EMC32 V9.25.0
Rec antenna	height 1.00m parallel and 90° to EUT polarisation
Used Filter	bypass
Test Specification	FCC 15.205 § 15.209;RSS-Gen: Issue 4
Operating Mode	LTE FDD7 BW10 RB1low CH20800 16QAM
Operating Conditions:	Humidity: 48%rH; Temperature: 21°C
Operator Name:	KIv
Comment:	Laying

EUT Information

Manufacturer:	Peiker Acustic GmbH & Co.KG a Valeo brand
Product:	Telematic Device
EUT Model:	AtM-02-US-R1-MEX
---	---
HW version:	103.004.004
SW version:	001.009.020
SVN:	-
Serial number:	4342
Connected Interfaces:	-

Full Spectrum

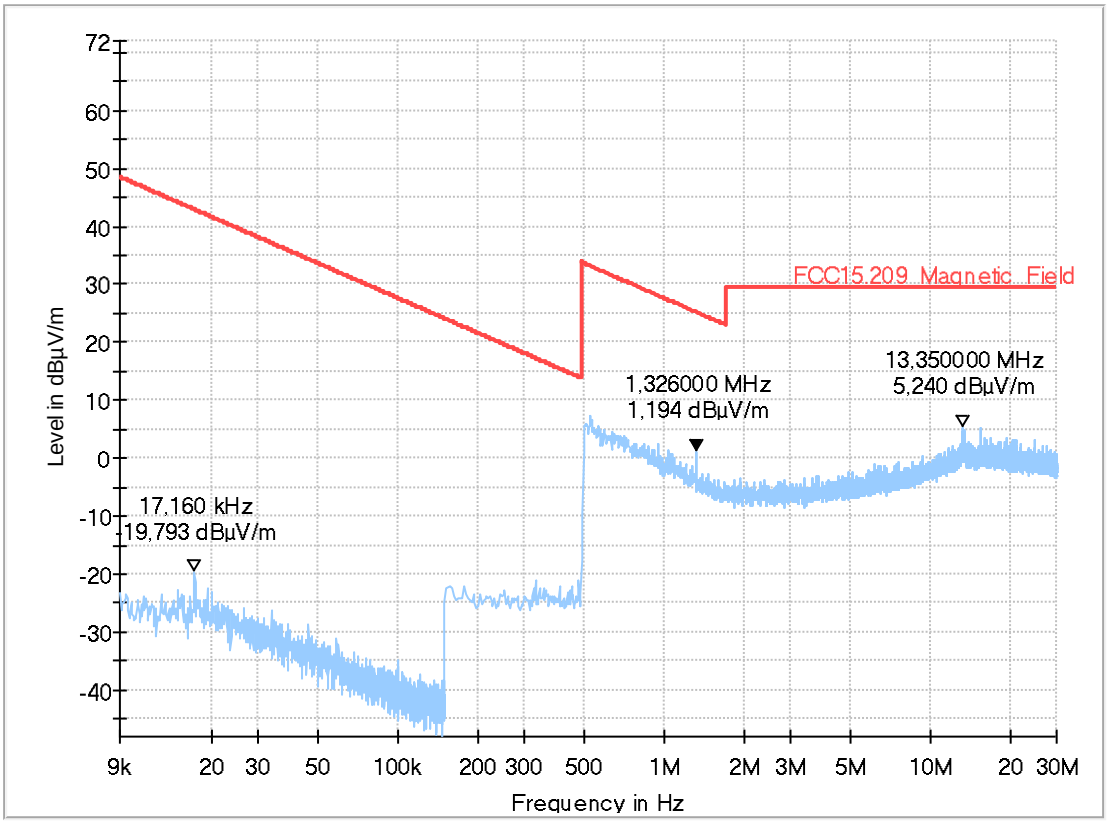

2.08b_RMC_LTE_FDD7_BW10_RB1low_16-16QAM_CH20800_standing

Common Information

Test Description:	Magnetic Field Strength Measurement related to 30/300m distance
Test site and distance	Ref.-Nr. 441 Semi Anechoic Room (SAR) with 3 m measurement distance
Version of Testsoftware	EMC32 V9.25.0
Rec antenna	height 1.00m parallel and 90° to EUT polarisation
Used Filter	bypass
Test Specification	FCC 15.205 § 15.209;RSS-Gen: Issue 4
Operating Mode	LTE FDD7 BW10 RB1low CH20800 16QAM
Operating Conditions:	Humidity: 48%rH; Temperature: 21°C
Operator Name:	Klv
Comment:	Standing

EUT Information

Manufacturer:	Peiker Acustic GmbH & Co.KG a Valeo brand
Product:	Telematic Device
EUT Model:	AtM-02-US-R1-MEX
---	---
HW version:	103.004.004
SW version:	001.009.020
SVN:	-
Serial number:	4342
Connected Interfaces:	-

Full Spectrum

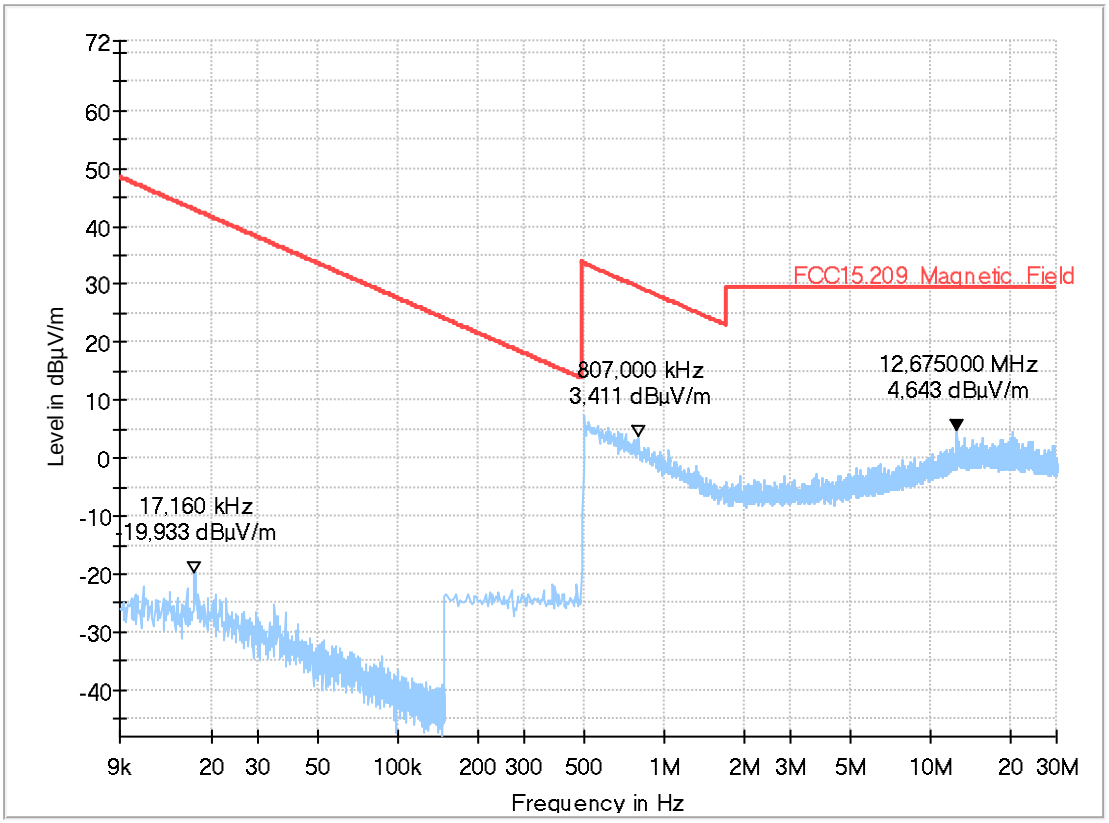

1.6.2. Emissions above 30MHz (LTE Band 7)

8.07a_RSE_LTE_FDD7_BW20_RB1high_QPSK_20850_30MHz-2.8GHz

Common Information

Test Description:	Band-Edge low - Radiated Spurious Emissions LTE Band 7
Test Site Location:	CETECOM GmbH Essen
Test Site:	Fully Anechoic Room (FAR)
Test Standard:	FCC Part 27.53(l)(4) Mobile stations limits
Operating Mode:	UE allocated channel 20850/ BW:20MHz / RB:1high / Modulation: QPSK
Environmental Conditions:	Humidity: 48%rH; Temperature: 20°C
Test SW Version:	EMC32 V9.26.0
Operator:	SRa
Remarks:	EUT - laying+standing position

EUT Information

Manufacturer:	Peiker Acustic GmbH & Co.KG a Valeo brand
Product:	Telematic Device
EUT Model:	AtM-02-US-R1-MEX
---	---
HW version:	103.004.004
SW version:	001.009.020
SVN:	-
Serial number:	4342
Connected Interfaces:	-

Full Spectrum

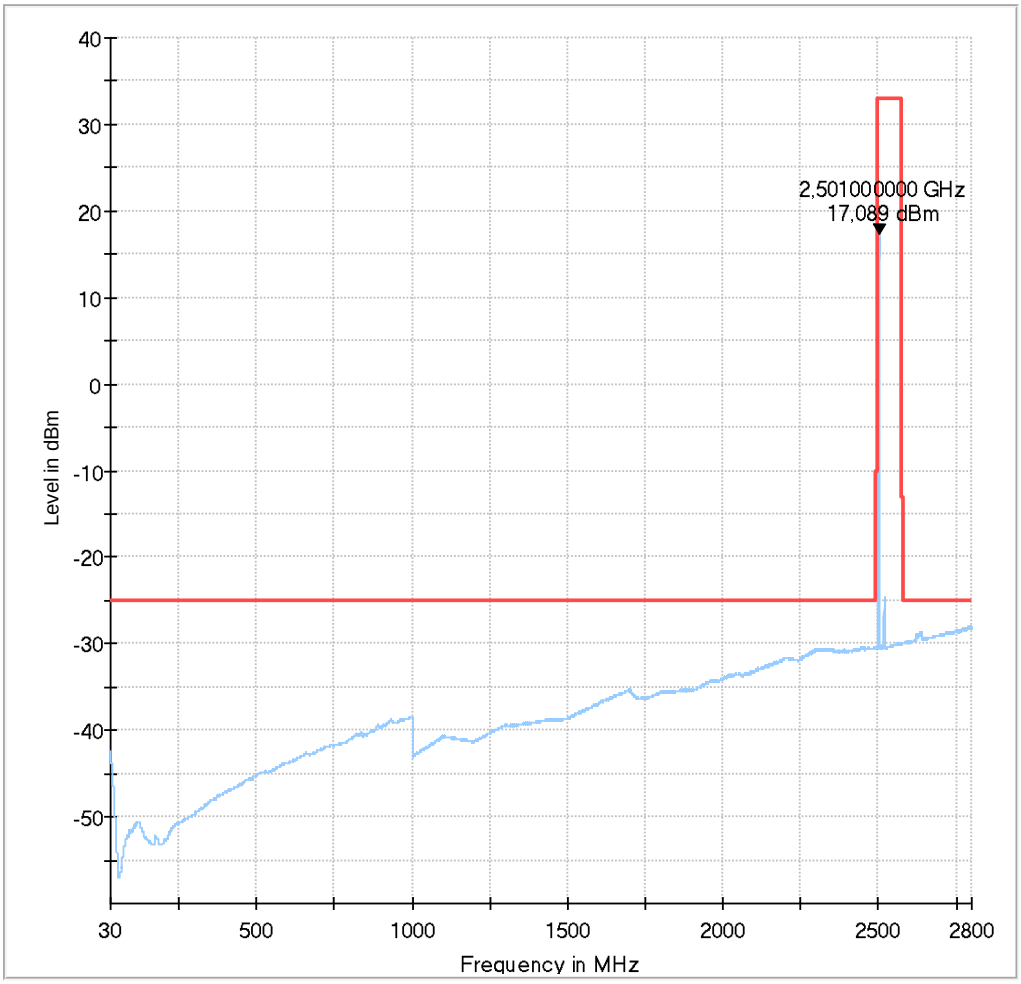

8.07b_RSE_LTE_FDD7_BW20_RB1high_QPSK_20850_2.8-20GHz

Common Information

Test Description:	Band-Edge low - Radiated Spurious Emissions LTE Band 7
Test Site Location:	CETECOM GmbH Essen
Test Site:	Fully Anechoic Room (FAR)
Test Standard:	FCC Part 27.53(l)(4) Mobile stations limits
Operating Mode:	UE allocated channel 20850/ BW:20MHz / RB:1high / Modulation: QPSK
Environmental Conditions:	Humidity: 48%rH; Temperature: 20°C
Test SW Version:	EMC32 V9.26.0
Operator:	SRa
Remarks:	EUT - laying+standing position

EUT Information

Manufacturer:	Peiker Acustic GmbH & Co.KG a Valeo brand
Product:	Telematic Device
EUT Model:	AtM-02-US-R1-MEX
---	---
HW version:	103.004.004
SW version:	001.009.020
SVN:	-
Serial number:	4342
Connected Interfaces:	-

Full Spectrum

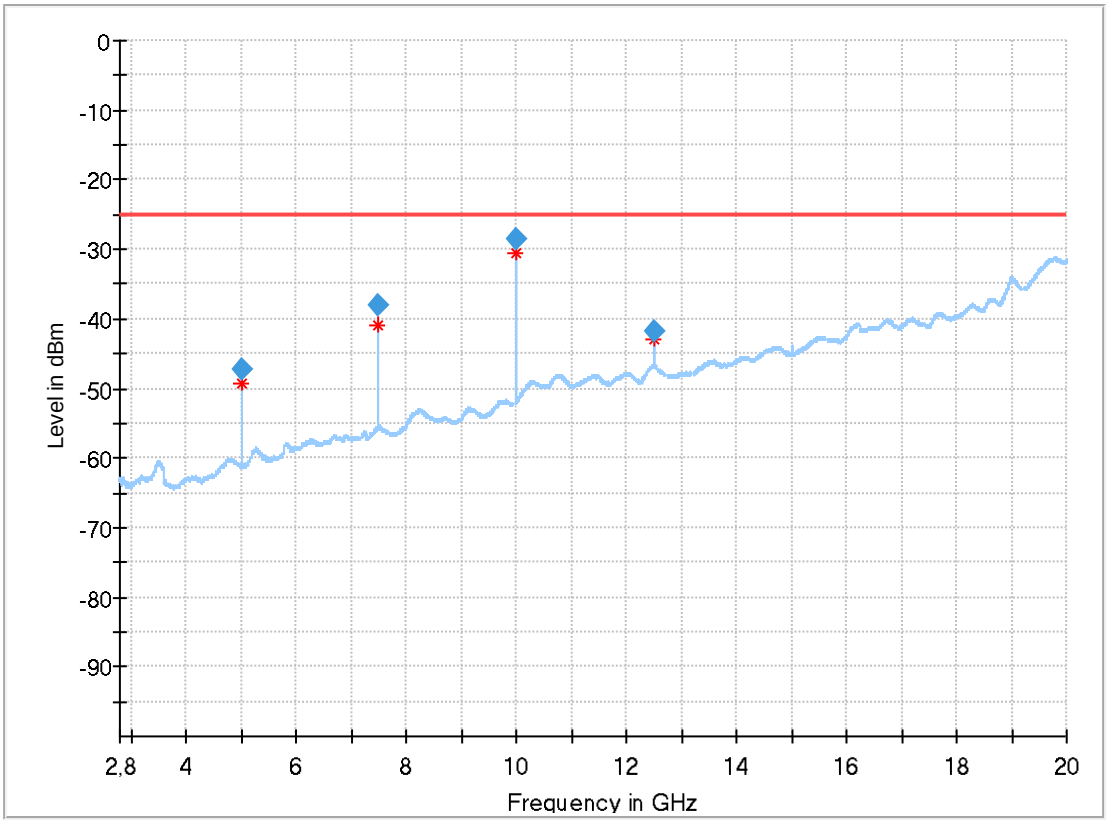

Final_Result

Frequency (MHz)	RMS (dBm)	Limit (dBm)	Margin (dB)	Meas. Time (ms)	Bandwidth (kHz)	Height (cm)	Pol	Azimuth (deg)	Elevation (deg)	Corr. (dB)
5002.227750	-47.39	-25.00	22.39	1000.0	1000.000	155.0	V	93.0	0.0	-91.2
7503.312000	-38.04	-25.00	13.04	1000.0	1000.000	155.0	H	127.0	90.0	-83.3
10004.541000	-28.58	-25.00	3.58	1000.0	1000.000	155.0	H	118.0	90.0	-80.7
12505.380000	-41.87	-25.00	16.87	1000.0	1000.000	155.0	H	120.0	90.0	-75.3

8.08a_RSE_LTE_FDD7_BW10_RB1low_16QAM_CH20800_30MHz-2.8GHz

Common Information

Test Description:	Band-Edge low - Radiated Spurious Emissions LTE Band 7
Test Site Location:	CETECOM GmbH Essen
Test Site:	Fully Anechoic Room (FAR)
Test Standard:	FCC Part 27.53(l)(4) Mobile stations limits
Operating Mode:	UE allocated channel 20800/ BW: 10/ RB:1low / Position: 16-OAM
Environmental Conditions:	Humidity: 33%rH; Temperature: 20°C
Test SW Version:	EMC32 V9.26.0
Operator:	SRa
Remarks:	EUT - laying+standing position

EUT Information

Manufacturer:	Peiker Acustic GmbH & Co.KG a Valeo brand
Product:	Telematic Device
EUT Model:	AtM-02-US-R1-MEX
---	---
HW version:	103.004.004
SW version:	001.009.020
SVN:	-
Serial number:	4342
Connected Interfaces:	-

Full Spectrum

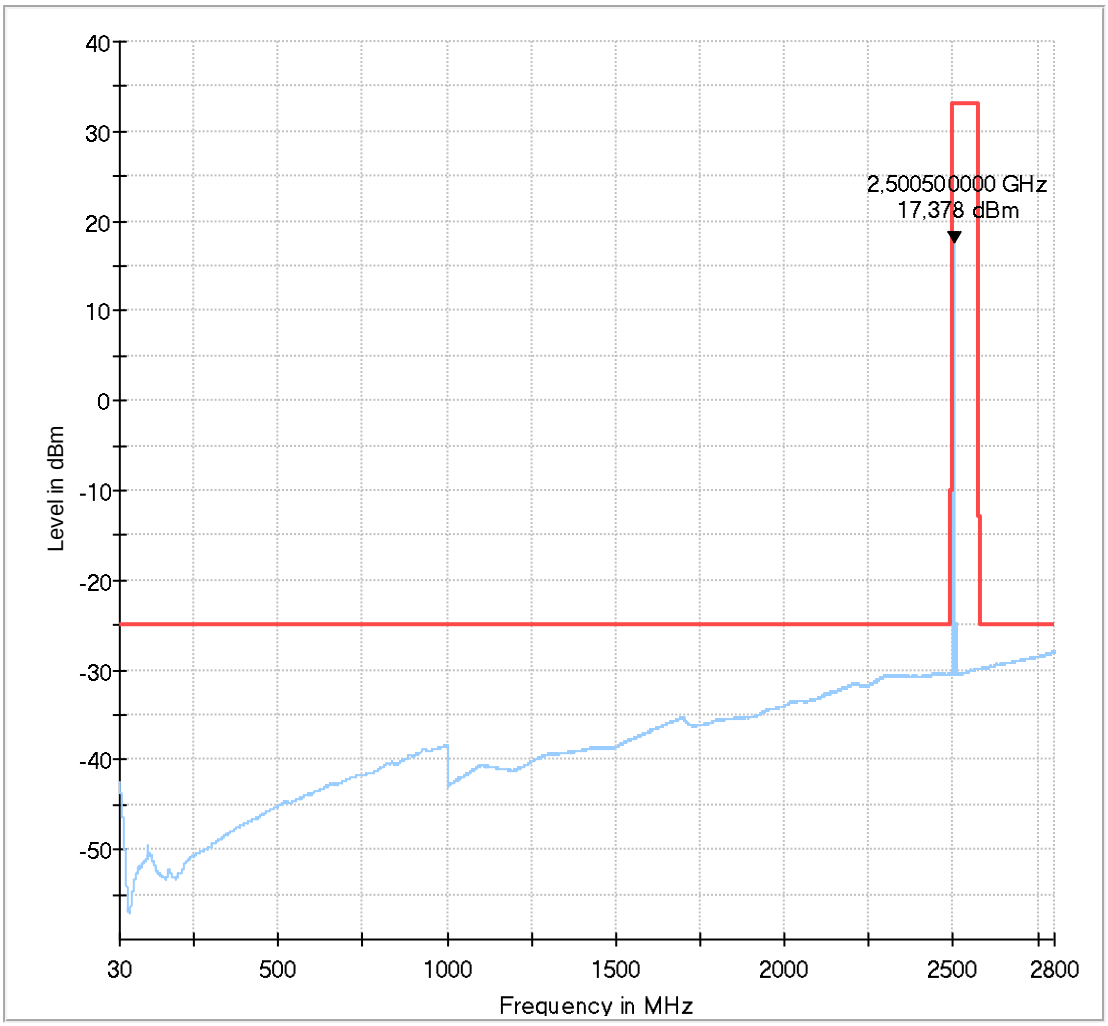

8.08b_RSE_LTE_FDD7_BW10_RB1low_16QAM_CH20800_2.8-20GHz

Common Information

Test Description:	Radiated Spurious Emissions LTE Band 4
Test Site Location:	CETECOM GmbH Essen
Test Site:	Fully Anechoic Room (FAR)
Test Standard:	FCC Part 27
Comm. Link:	LTE Band 7
Operating Mode:	MS allocated channel 20800
Environmental Conditions:	Humidity: 48%rH; Temperature: 20°C
Operator:	SRa

EUT Information

Manufacturer:	Peiker Acustic GmbH & Co.KG a Valeo brand
Product:	Telematic Device
EUT Model:	AtM-02-US-R1-MEX
---	---
HW version:	103.004.004
SW version:	001.009.020
SVN:	-
Serial number:	4342
Connected Interfaces:	-

Full Spectrum

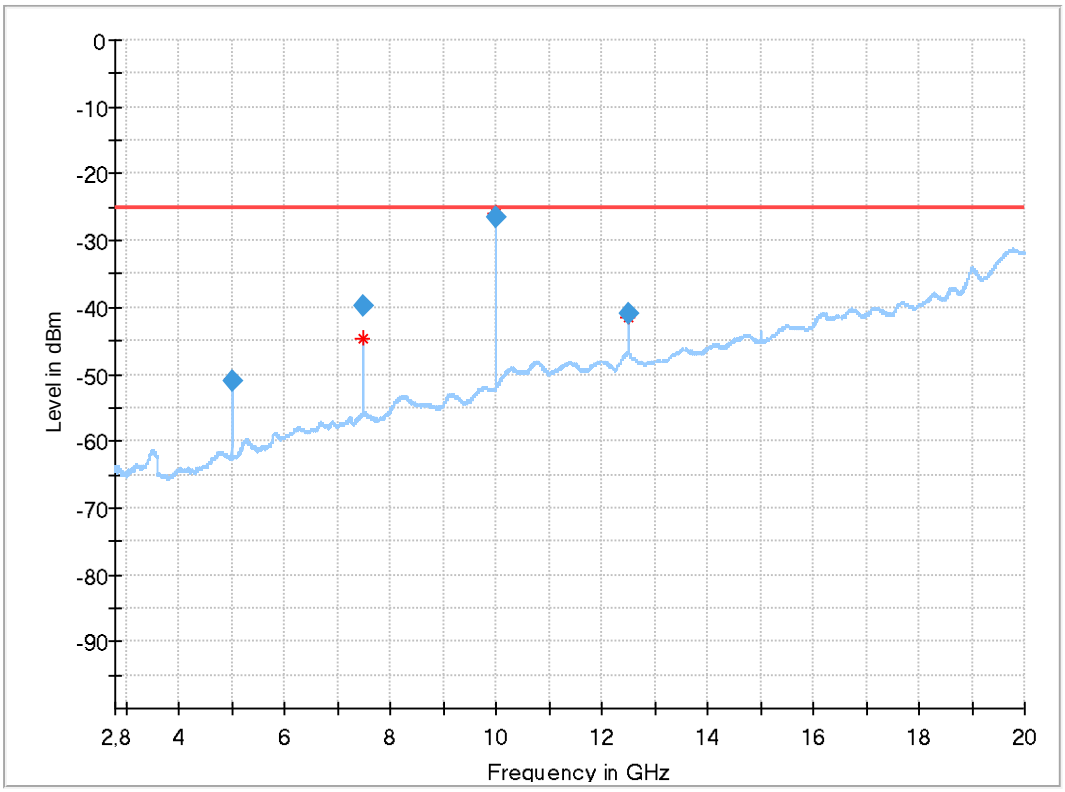

Final_Result

Frequency (MHz)	Limit (dBm)	Margin (dB)	Meas. Time (ms)	Height (cm)	Pol	Azimuth (deg)	Elevation (deg)	Corr. (dB)	Comment
5001.136000	-	26.05	1000.0	155.0	V	77.0	0.0	-91.2	22:42:51 - 16.02.2018
7501.708500	-	14.86	1000.0	155.0	V	118.0	0.0	-83.3	22:45:47 - 16.02.2018
10002.639250	-25.00	1.63	1000.0	155.0	H	86.0	90.0	-80.7	22:52:34 - 16.02.2018
12503.070000	-25.00	15.83	1000.0	155.0	V	52.0	0.0	-75.3	22:49:01 - 16.02.2018

1.7. Spurious emissions radiated (LTE Band 12)

1.7.1. Magnetic field strength radiated(LTE Band 12)

2.09a_RMC_LTE_FDD12_BW5_RB1low_QPSK_CH23095_laying

Common Information

Test Description:	Magnetic Field Strength Measurement related to 30/300 m distance
Test site and distance	Ref.-Nr. 441 Semi Anechoic Room (SAR) with 3 m measurement distance
Version of Testsoftware	EMC32 V9.25.0
Rec Antenna	height 1.00m parallel and 90° to EUT polarisation
Used Filter	bypass
Test Specification	FCC 15.205 § 15.209;RSS-Gen: Issue 4
Operating Mode	LTE FDD12 BW5 RB1low CH23095 QPSK
Operating Conditions:	Humidity: 48%rH; Temperature: 21°C
Operator Name:	DLe
Comment:	DUT Laying

EUT Information

Manufacturer:	Peiker Acustic GmbH & Co.KG a Valeo brand
Product:	Telematic Device
EUT Model:	AtM-02-US-R1-MEX
---	---
HW version:	103.004.004
SW version:	001.009.020
SVN:	-
Serial number:	4342
Connected Interfaces:	-

Full Spectrum

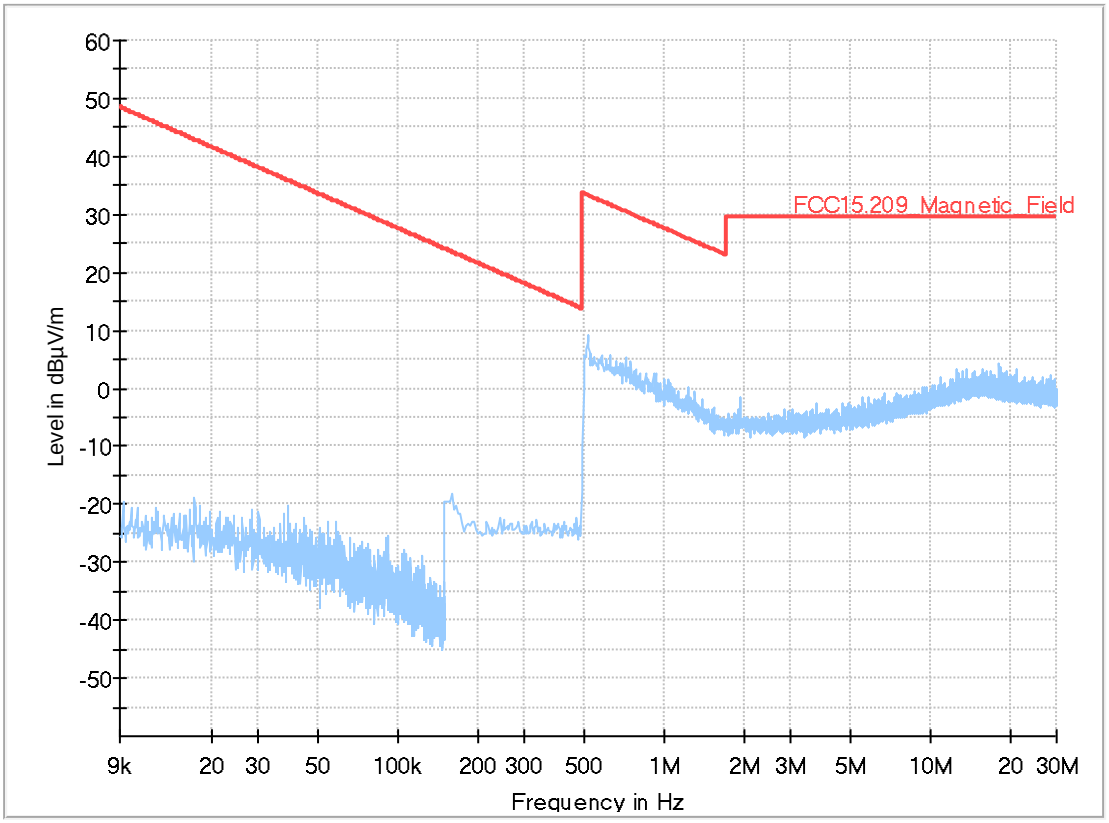

2.09b_RMC_LTE_FDD12_BW5_RB1low_QPSK_CH23095_standing

Common Information

Test Description:	Magnetic Field Strength Measurement related to 30/300 m distance
Test site and distance	Ref.-Nr. 441 Semi Anechoic Room (SAR) with 3 m measurement distance
Version of Testsoftware	EMC32 V9.25.0
Rec Antenna	height 1.00m parallel and 90° to EUT polarisation
Used Filter	bypass
Test Specification	FCC 15.205 § 15.209;RSS-Gen: Issue 4
Operating Mode	LTE FDD12, BW:5MHz, RB1:low ;CH23095;Mod: QPSK
Operating Conditions:	Humidity: 40%rH; Temperature: 20°C
Operator Name:	HEI
Comment:	DUT Standing

EUT Information

Manufacturer:	Peiker Acustic GmbH & Co.KG a Valeo brand
Product:	Telematic Device
EUT Model:	AtM-02-US-R1-MEX
---	---
HW version:	103.004.004
SW version:	001.009.020
SVN:	-
Serial number:	4342
Connected Interfaces:	-

Full Spectrum

Full Spectrum

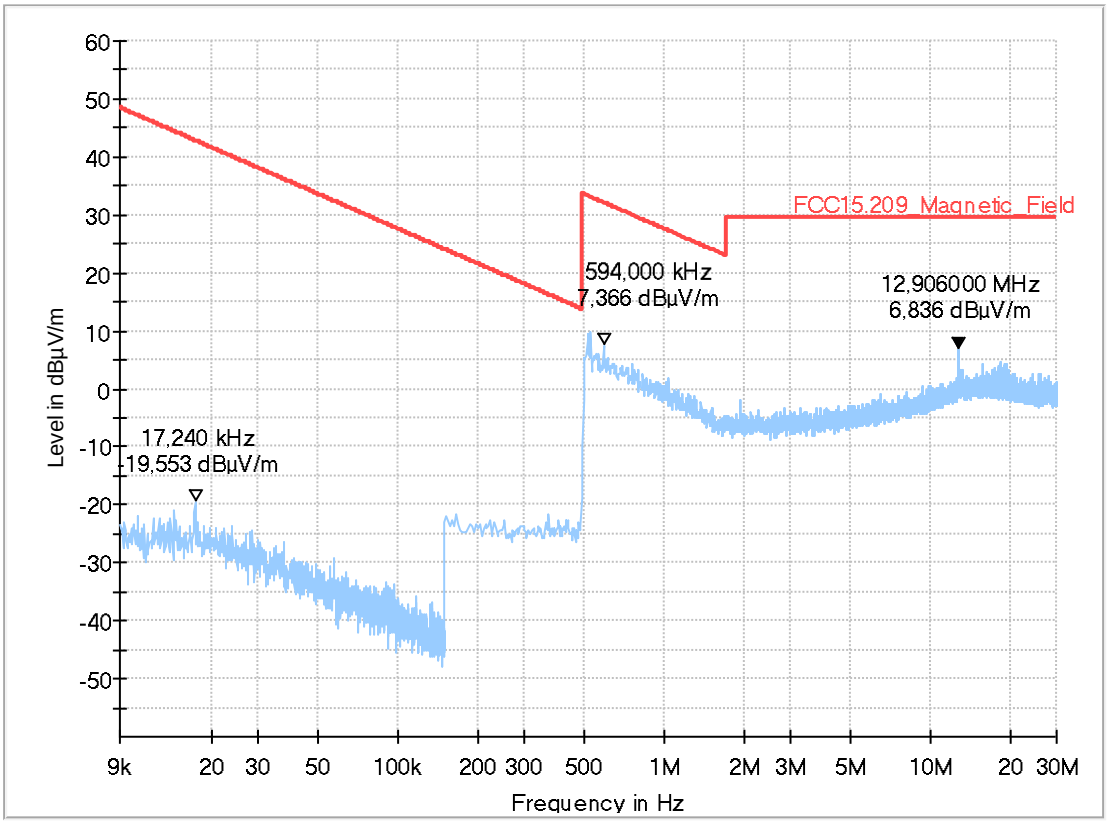

2.10a_RMC_LTE_FDD12_BW5_RB1low_16-16QAM_CH23060_laying

Common Information

Test Description:	Magnetic Field Strength Measurement related to 30/300 m distance
Test site and distance	Ref.-Nr. 441 Semi Anechoic Room (SAR) with 3 m measurement distance
Version of Testsoftware	EMC32 V9.25.0
Rec Antenna	height 1.00m parallel and 90° to EUT polarisation
Used Filter	bypass
Test Specification	FCC 15.205 § 15.209;RSS-Gen: Issue 4
Operating Mode	LTE FDD12 BW5 RB1low CH23095 QPSK
Operating Conditions:	Humidity: 48%rH; Temperature: 21°C
Operator Name:	TFr
Comment:	DUT Laying

EUT Information

Manufacturer:	Peiker Acustic GmbH & Co.KG a Valeo brand
Product:	Telematic Device
EUT Model:	AtM-02-US-R1-MEX
---	---
HW version:	103.004.004
SW version:	001.009.020
SVN:	-
Serial number:	4342
Connected Interfaces:	-

Full Spectrum

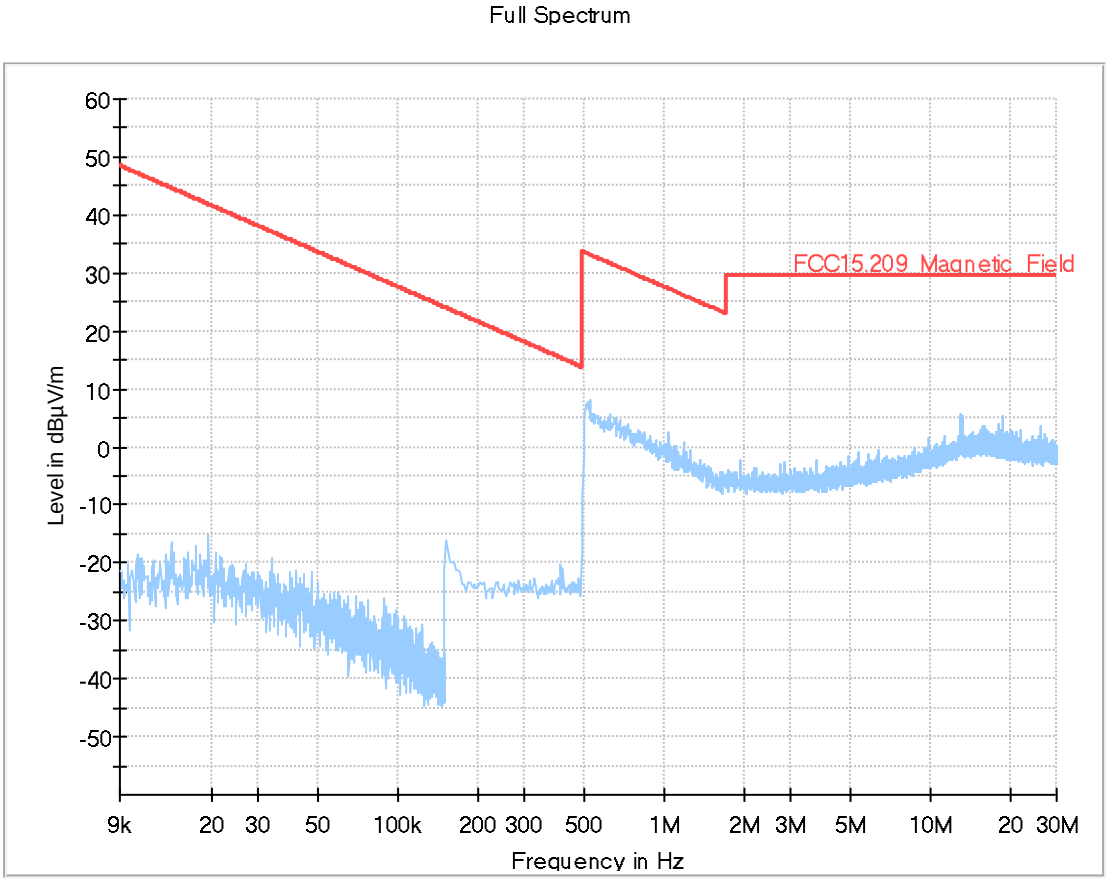

2.10b_RMC_LTE_FDD12_BW5_RB1low_16-16QAM_CH23060_standing

Common Information

Test Description:	Magnetic Field Strength Measurement related to 30/300 m distance
Test site and distance	Ref.-Nr. 441 Semi Anechoic Room (SAR) with 3 m measurement distance
Version of Testsoftware	EMC32 V9.25.0
Rec Antenna	height 1.00m parallel and 90° to EUT polarisation
Used Filter	bypass
Test Specification	FCC 15.205 § 15.209;RSS-Gen: Issue 4
Operating Mode	LTE FDD12, BW:5MHz, RB1:low ;CH23060;Mod: 16QAM
Operating Conditions:	Humidity: 40%rH; Temperature: 20°C
Operator Name:	HEI
Comment:	DUT Standing

EUT Information

Manufacturer:	Peiker Acustic GmbH & Co.KG a Valeo brand
Product:	Telematic Device
EUT Model:	AtM-02-US-R1-MEX
---	---
HW version:	103.004.004
SW version:	001.009.020
SVN:	-
Serial number:	4342
Connected Interfaces:	-

Full Spectrum

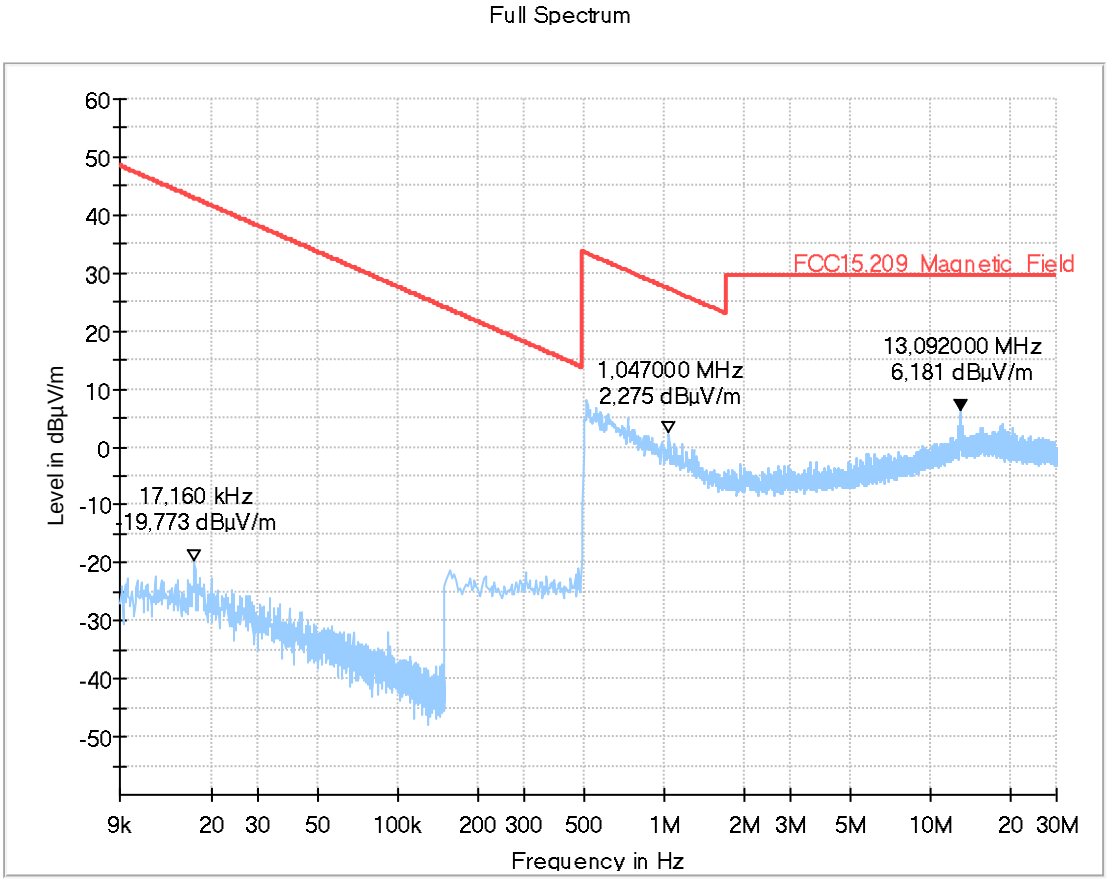

1.7.2. Emissions above 30MHz (LTE Band 12)

8.09_RSE_LTE_FDD12_BW10_RB1low_QPSK_CH23095_30MHz-9GHz

Common Information

Test Description:	Radiated emission related to 1m
Test Site:	FAR
Antenna polarisation:	vertical / horizontal
Operation mode:	LTE_FDD12_BW10_RB1low_QPSK_CH23095
Operator Name:	MBe

EUT Information

Manufacturer:	Peiker Acustic GmbH & Co.KG a Valeo brand
Product:	Telematic Device
EUT Model:	AtM-02-US-R1-MEX
---	---
HW version:	103.004.004
SW version:	001.009.020
SVN:	-
Serial number:	4342
Connected Interfaces:	-

Full Spectrum

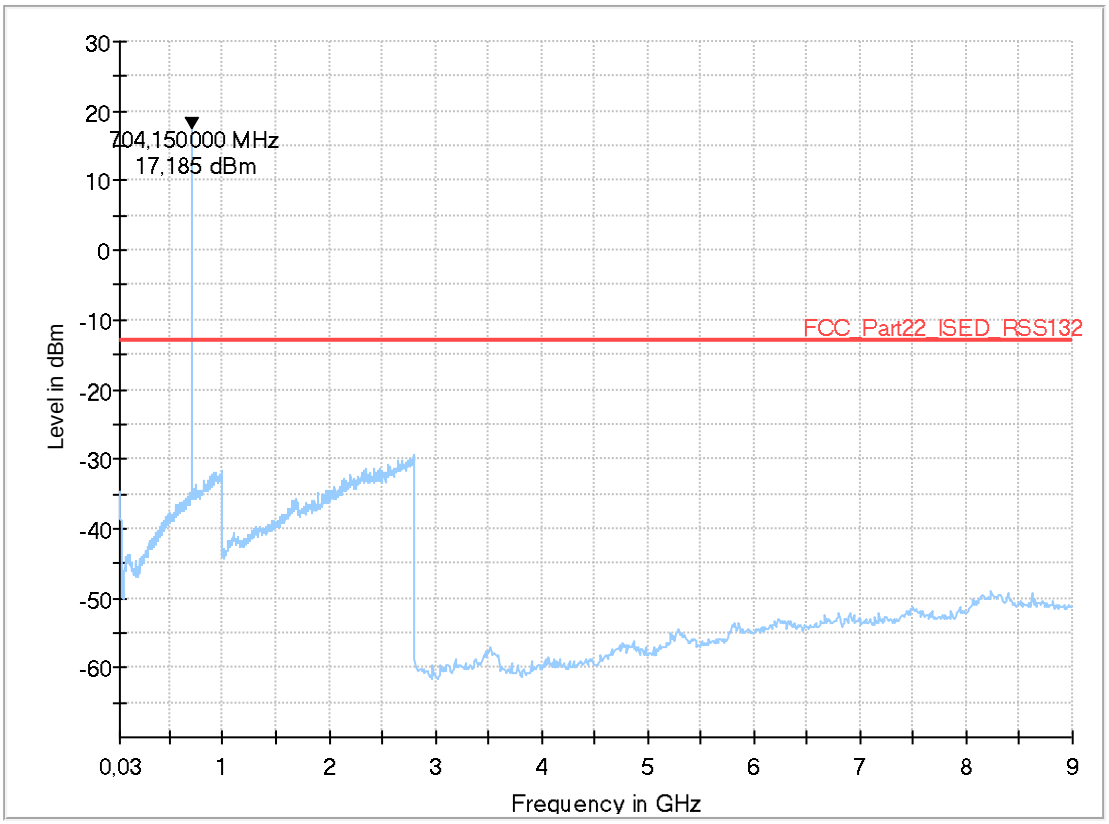

8.10_RSE_LTE_FDD12_BW10_RB1low_16QAM_CH23060_30MHz-9GHz

Common Information

Test Description:	Radiated emission related to 1m
Test Site:	FAR
Test Standard:	FCC FCC Part 24.238 Broadband PCS
Antenna polarisation:	vertical / horizontal
Operation mode:	LTE Band 12
Operator Name:	RIs
Comment:	

EUT Information

Manufacturer:	Peiker Acustic GmbH & Co.KG a Valeo brand
Product:	Telematic Device
EUT Model:	AtM-02-US-R1-MEX
---	---
HW version:	103.004.004
SW version:	001.009.020
SVN:	-
Serial number:	4342
Connected Interfaces:	-

Full Spectrum

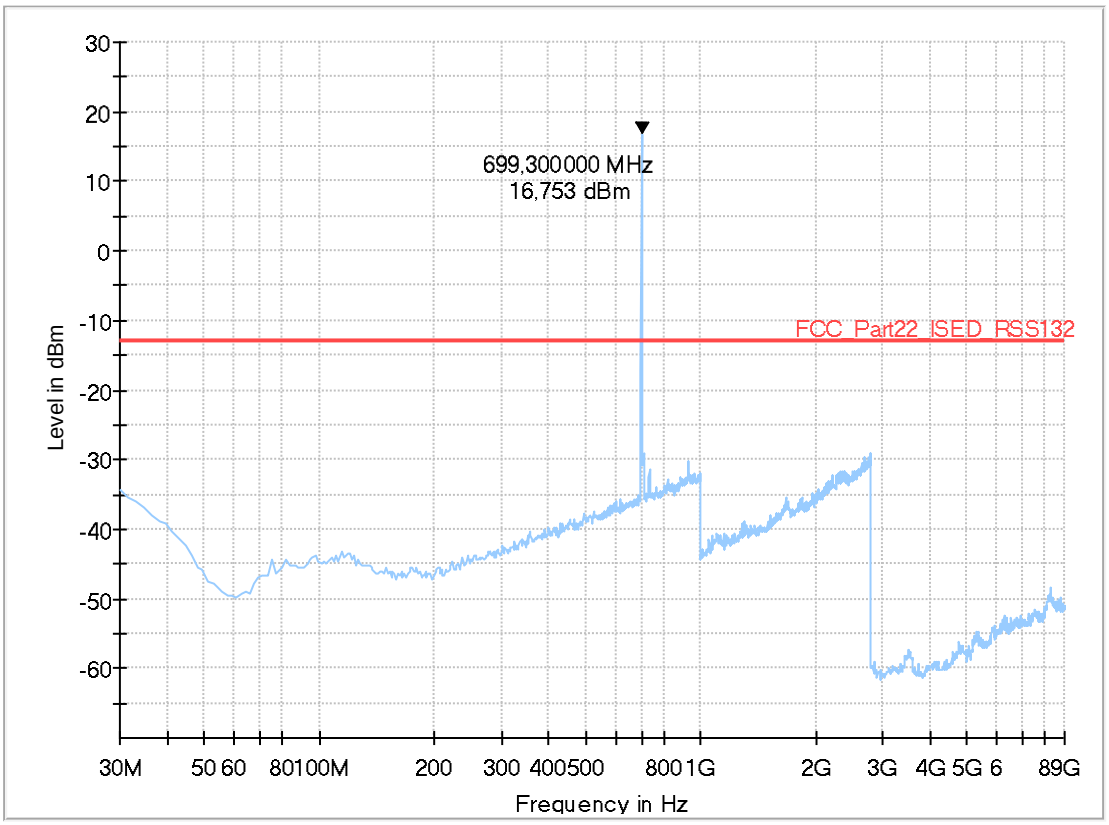

1.8. Radiated emissions – band-edge (LTE Band 2)

1.8.1. Low Band-Edge

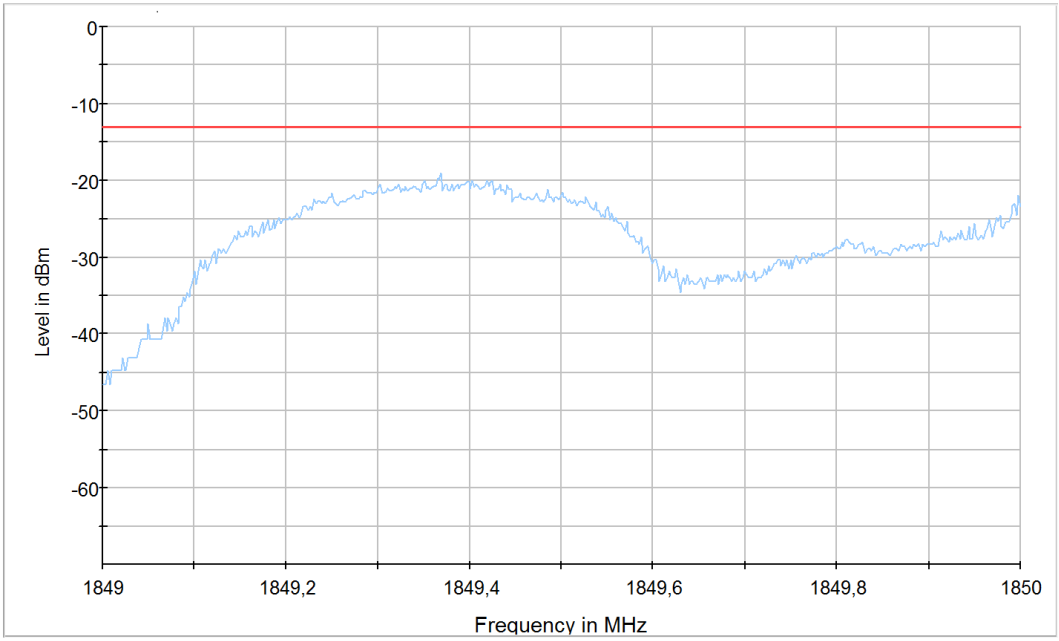

Diagram 1: 9.201a_LTE2_CH18607_BW1.4_RB1low_QPSK

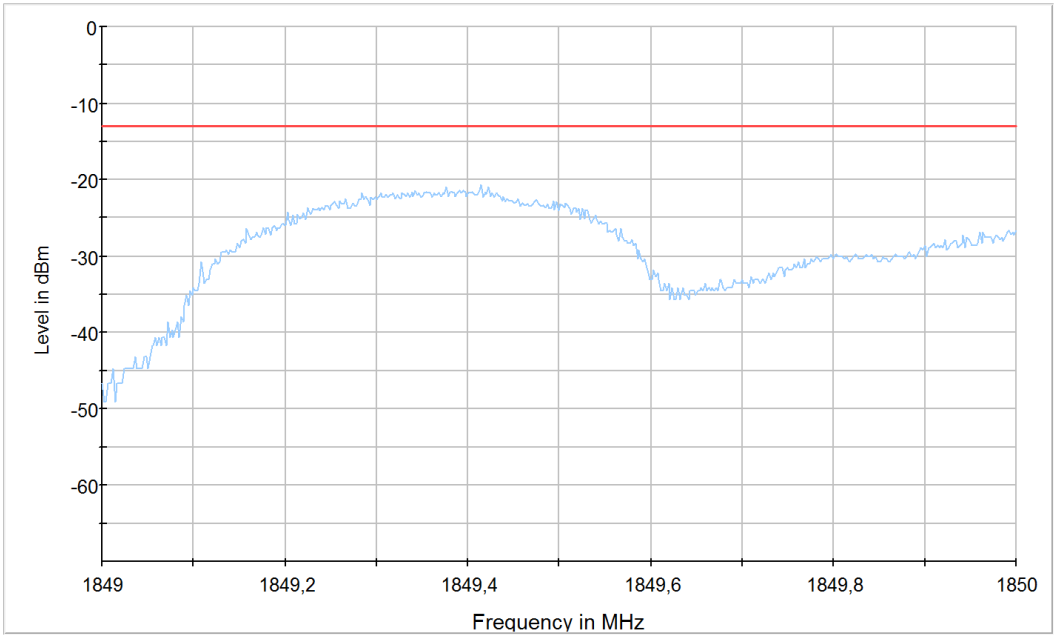

Diagram 2: 9.201b_LTE2_CH18607_BW1.4_RB1low_16-QAM

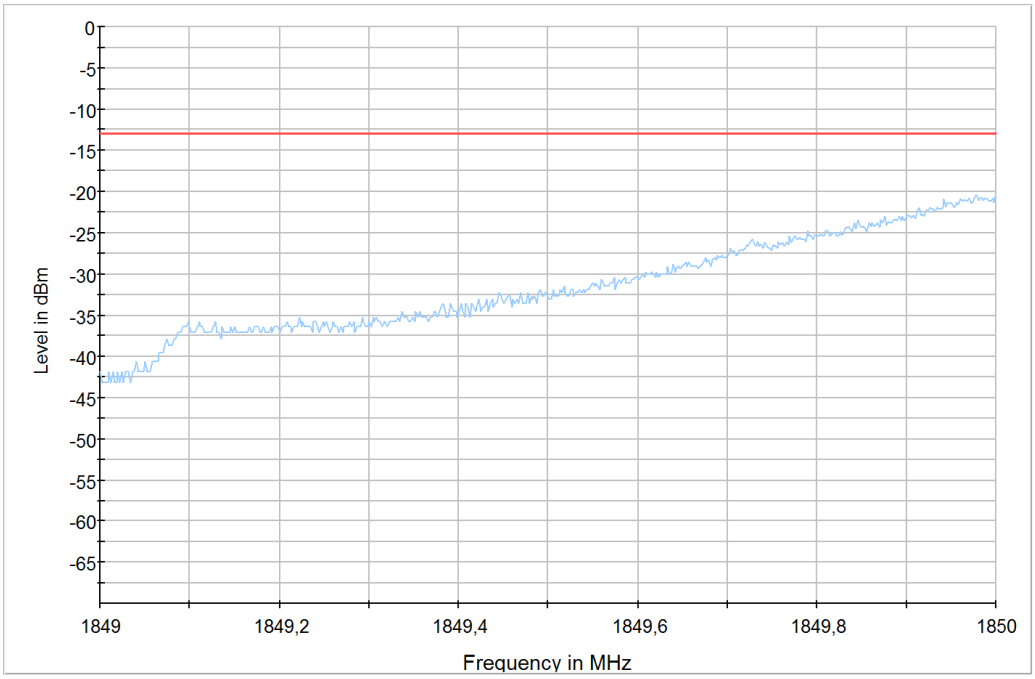

Diagram 3: 9.202a_LTE2_CH18607_BW1.4_RB6low_QPSK

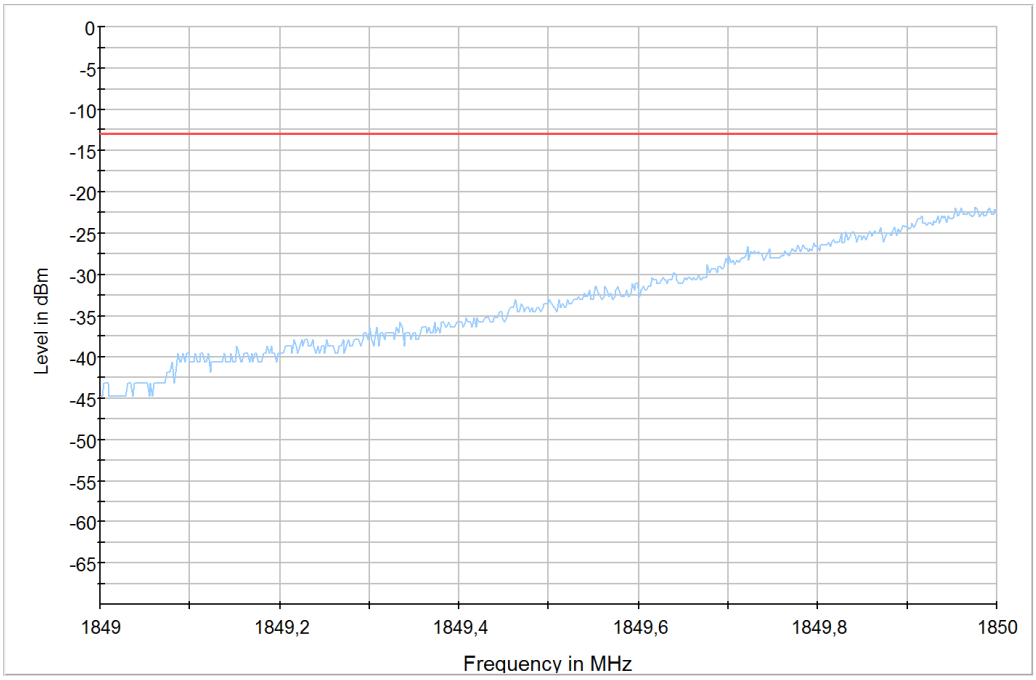

Diagram 4: 9.202b_LTE2_CH18607_BW1.4_RB6low_16QAM

1.8.2. High Band-Edge

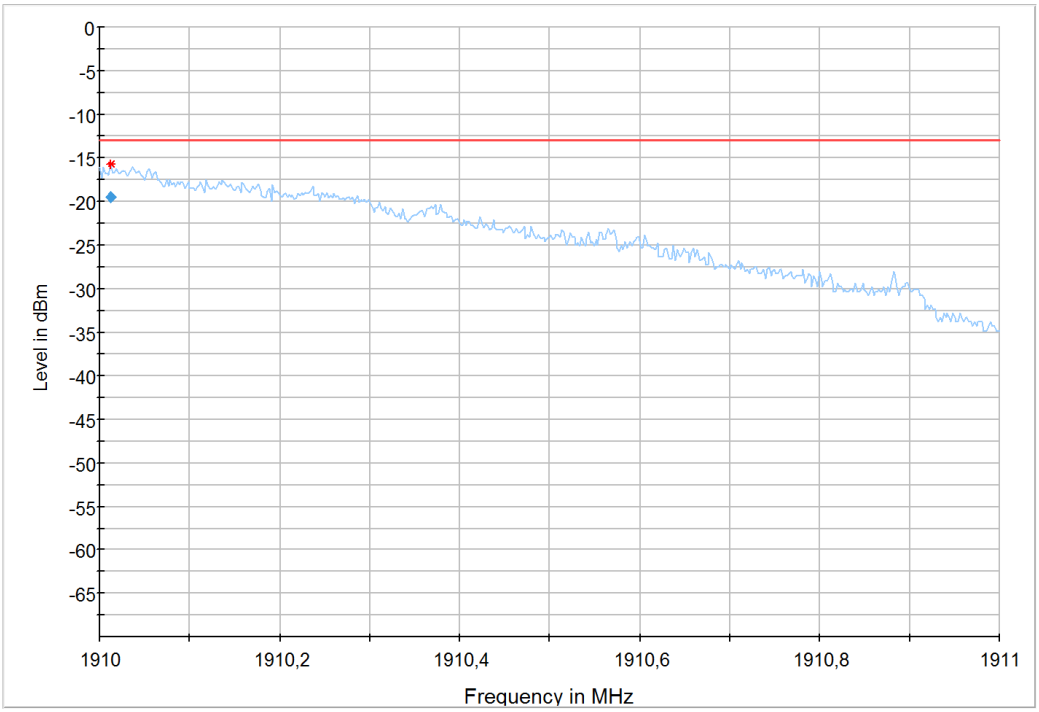

Diagram 5: 9.213a_LTE2_CH19193_BW1,4_RB6high_QPSK

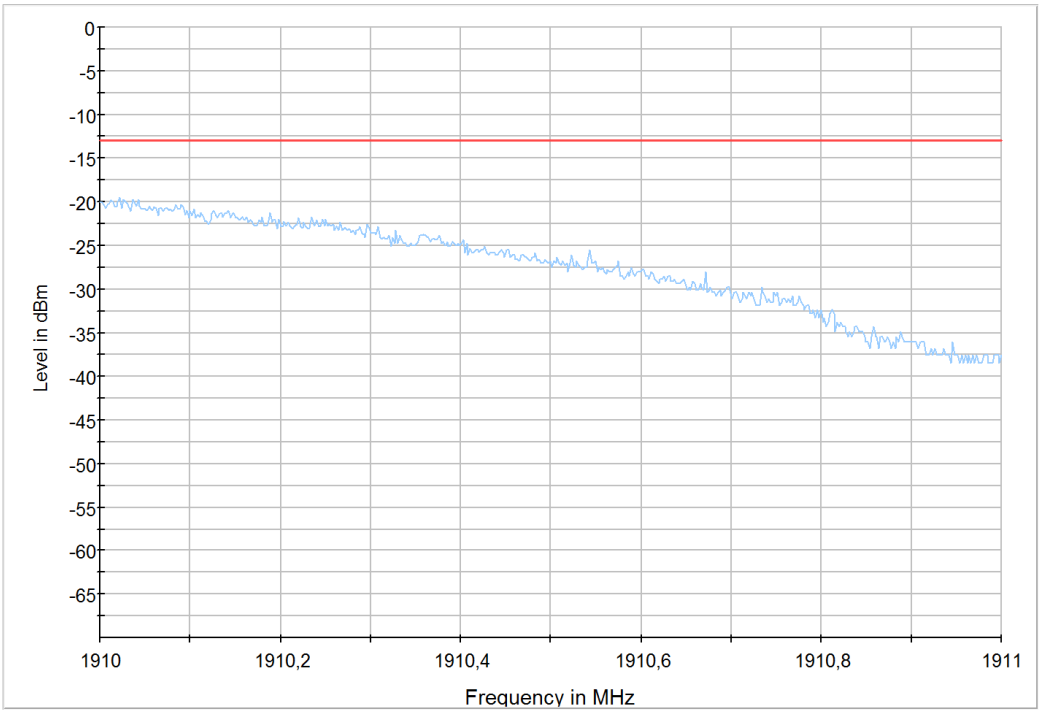

Diagram 6: 9.213b_LTE2_CH19193_BW1,4_RB6high_16QAM

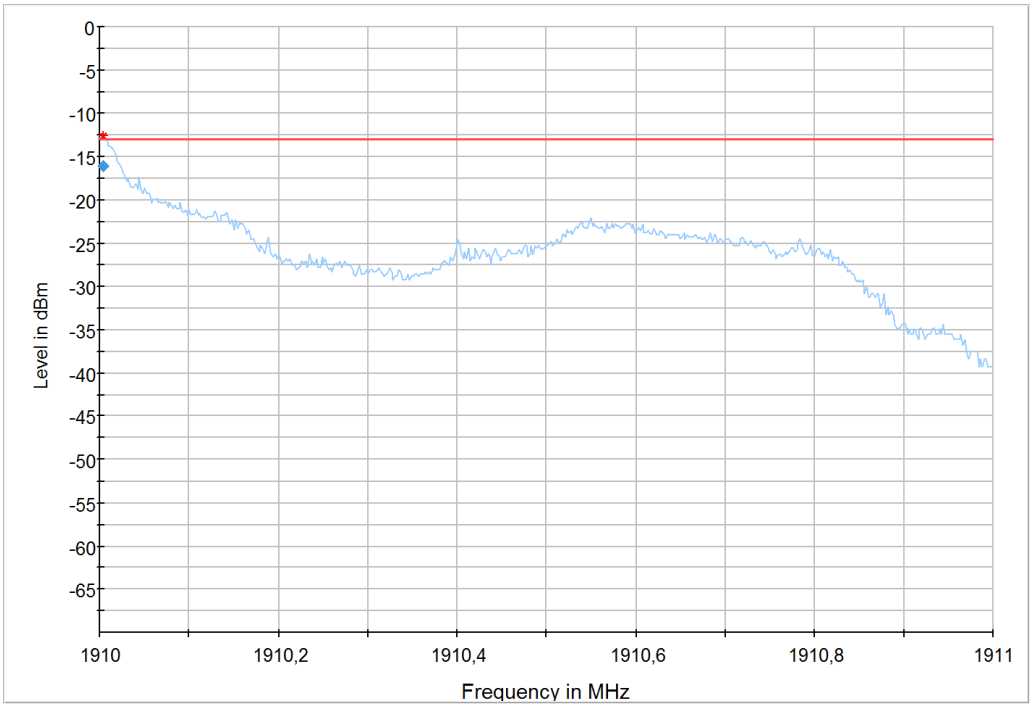

Diagram 7: 9.214a_LTE2_CH19193_BW1,4_RB1high_QPSK

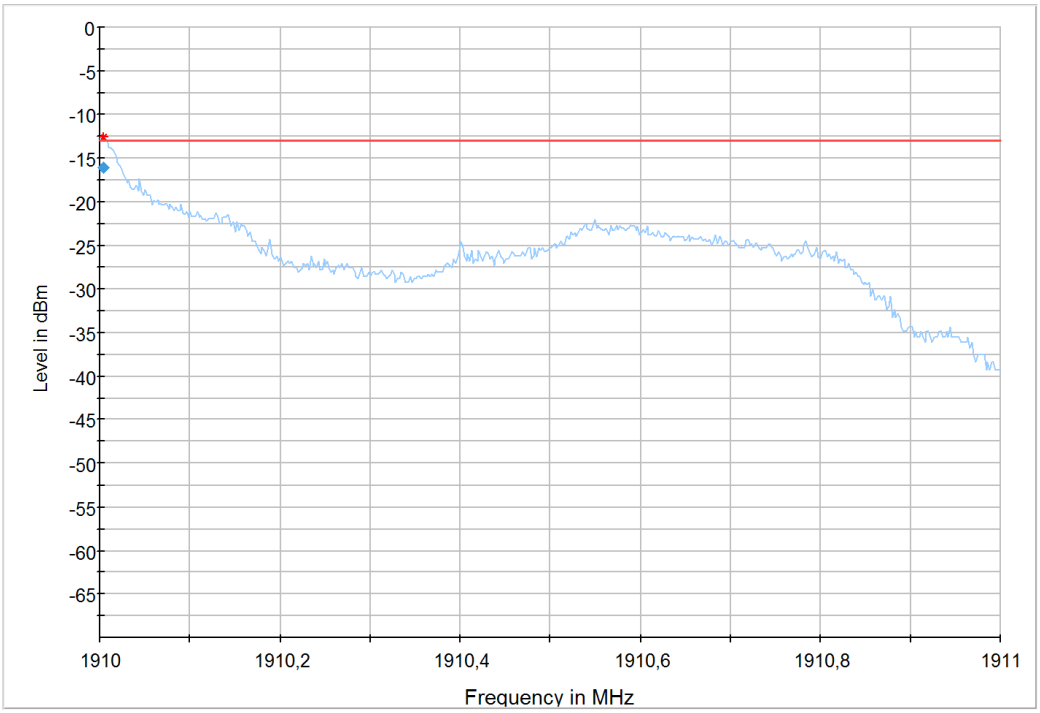

Diagram 8: 9.214b_LTE2_CH19193_BW1,4_RB1high_16QAM

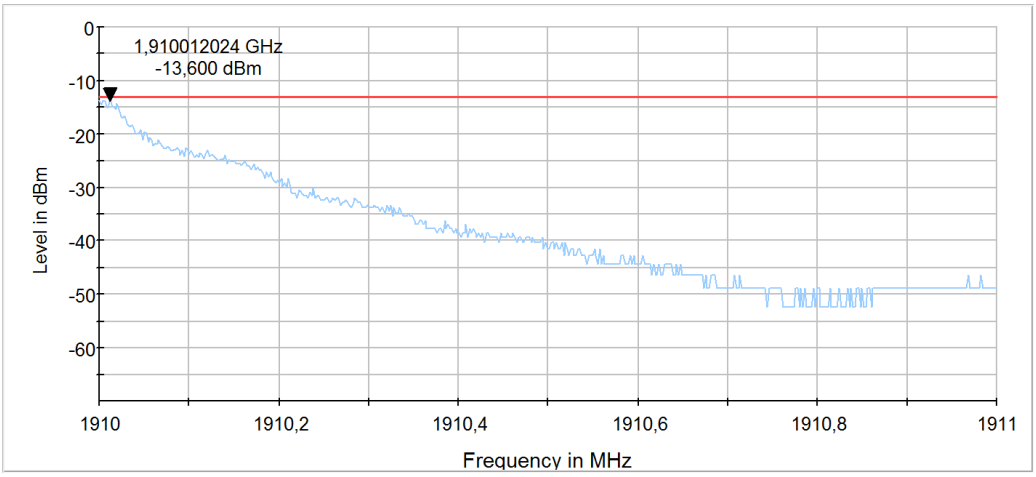

Diagram 9: 9.215a_LTE2_CH19185_BW3_RB1high_QPSK

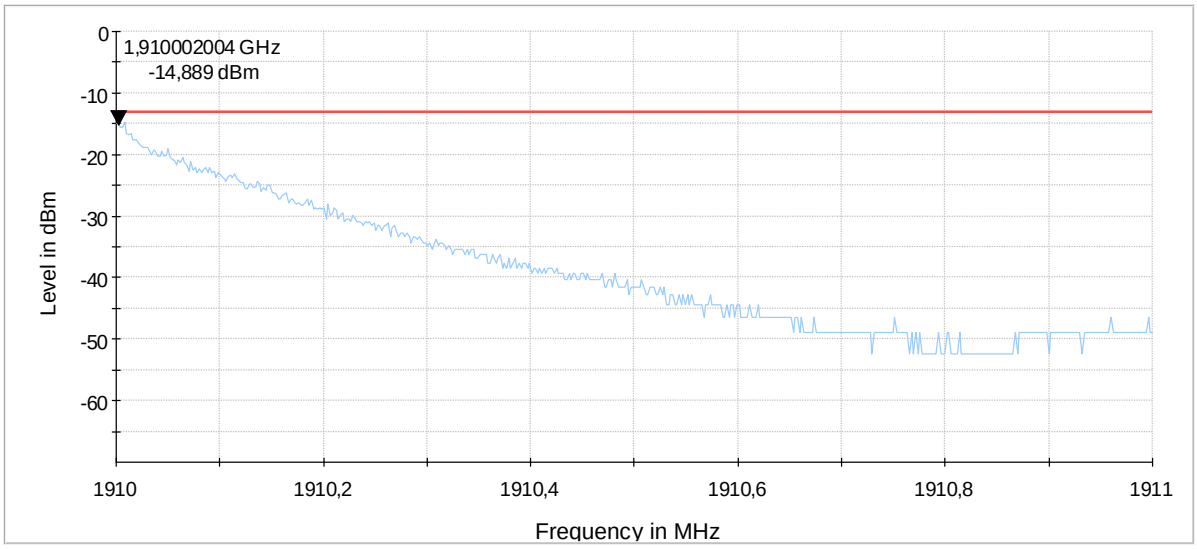

Diagram 10: 9.215b_LTE2_CH19185_BW3_RB1high_16QAM

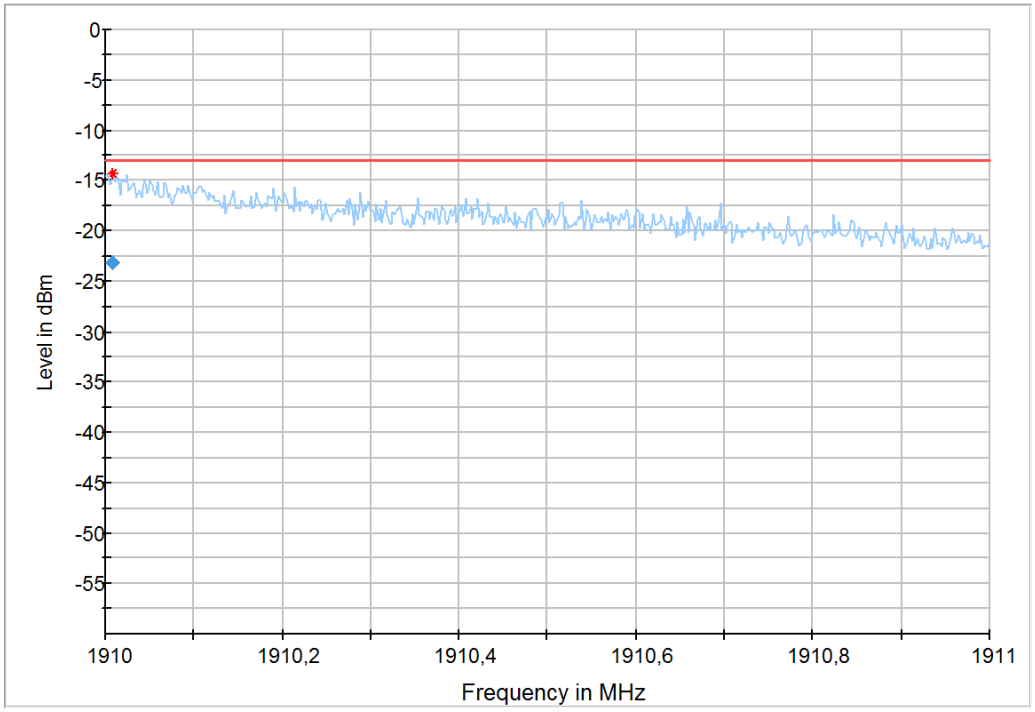

Diagram 11: 9.216a_LTE2_CH19185_BW3_RB15high_QPSK

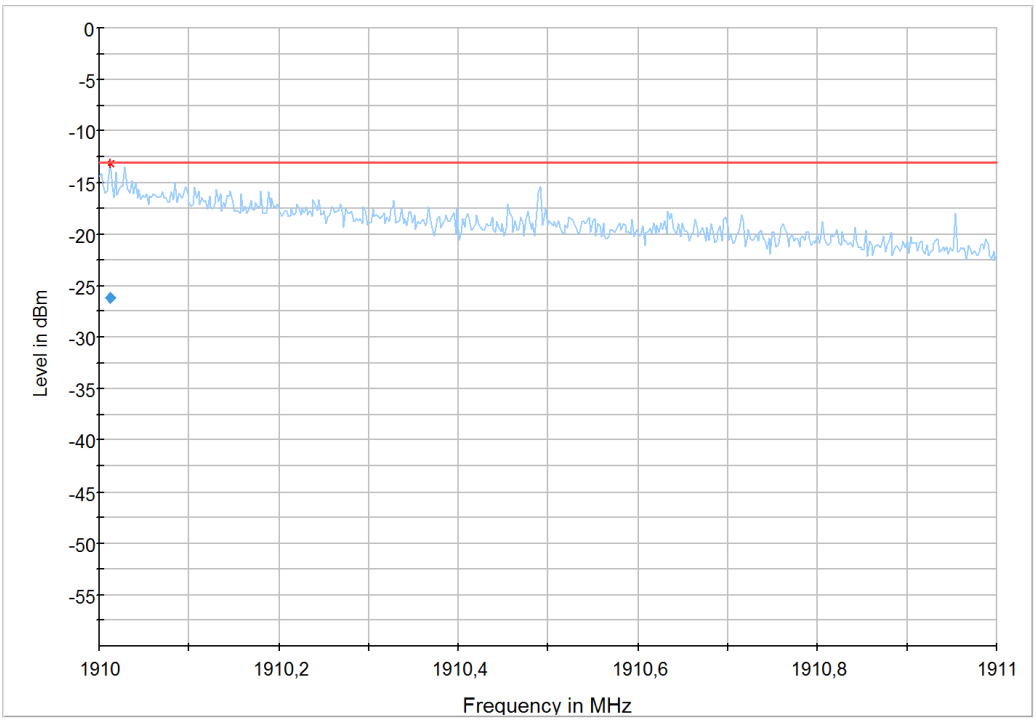

Diagram 12: 9.216b_LTE2_CH19185_BW3_RB15high_16-QAM

1.9. Radiated emissions – band-edge (LTE Band 4)

1.9.1. Low Band-Edge

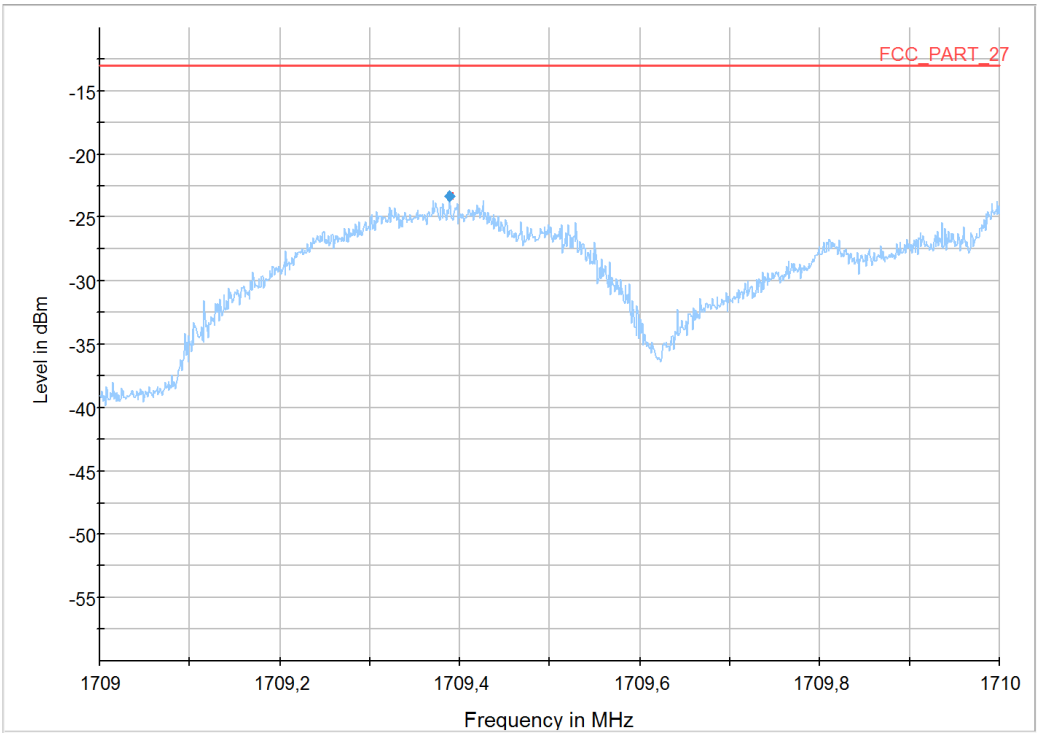

Diagram 13: 9.401a_LTE4_Ch19957_RB1low_BW1,4MHz_QPSK

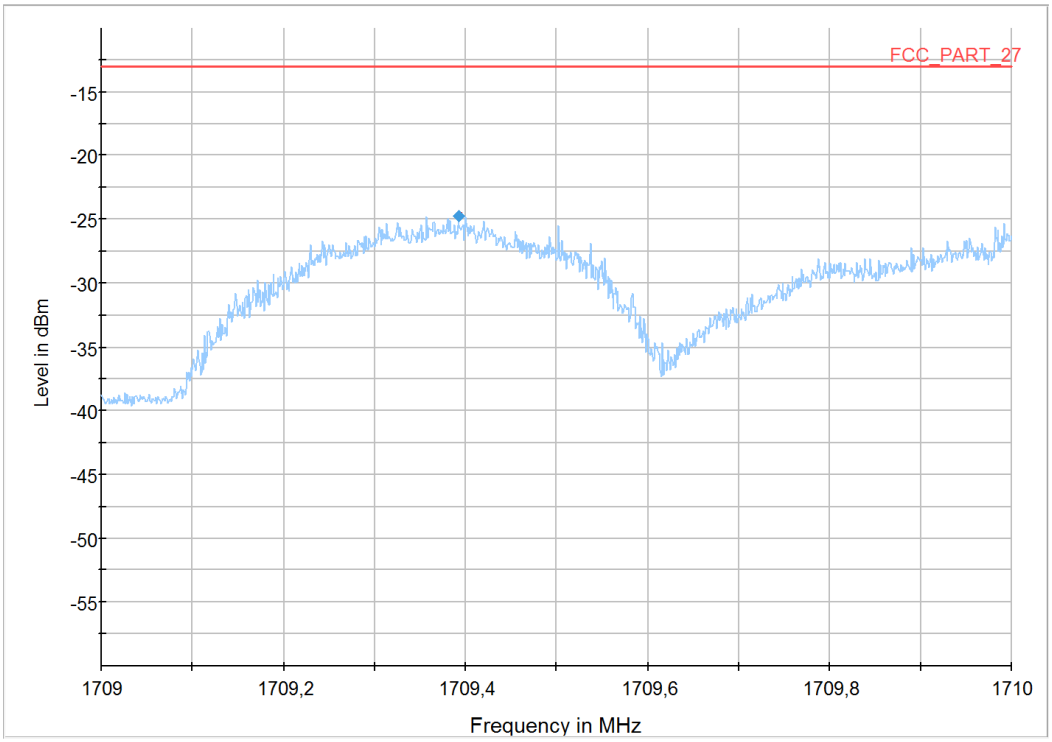

Diagram 14: 9.401b_LTE4_Ch19957_RB1low_BW1,4MHz_16QAM

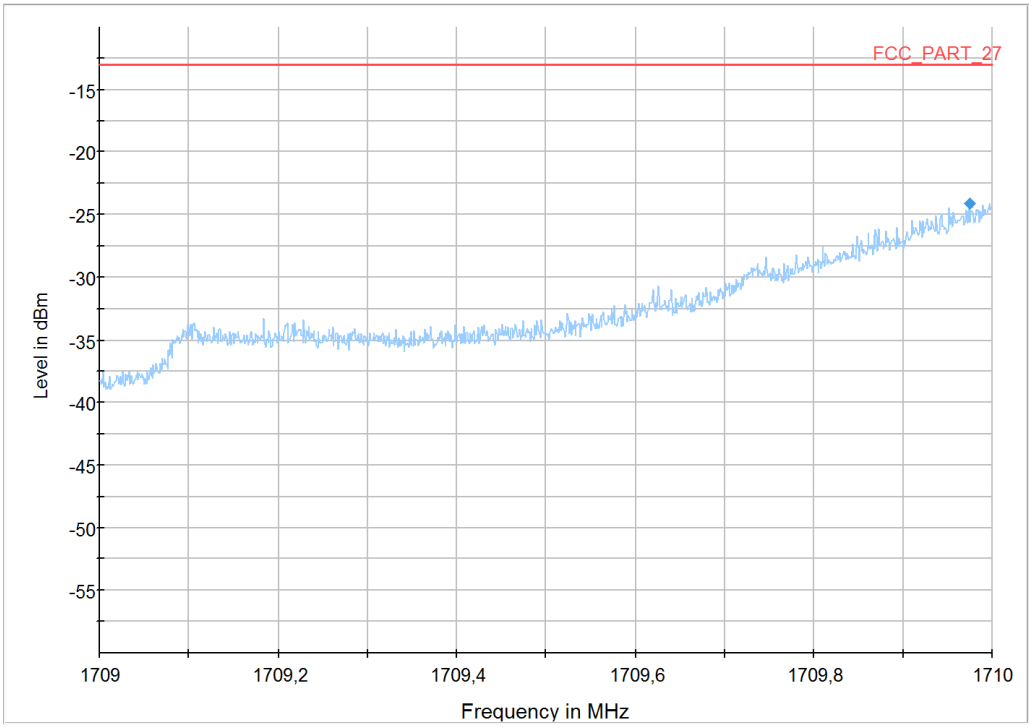

Diagram 15: 9.402a_LTE4_Ch19957_RB6low_BW1,4MHz_QPSK

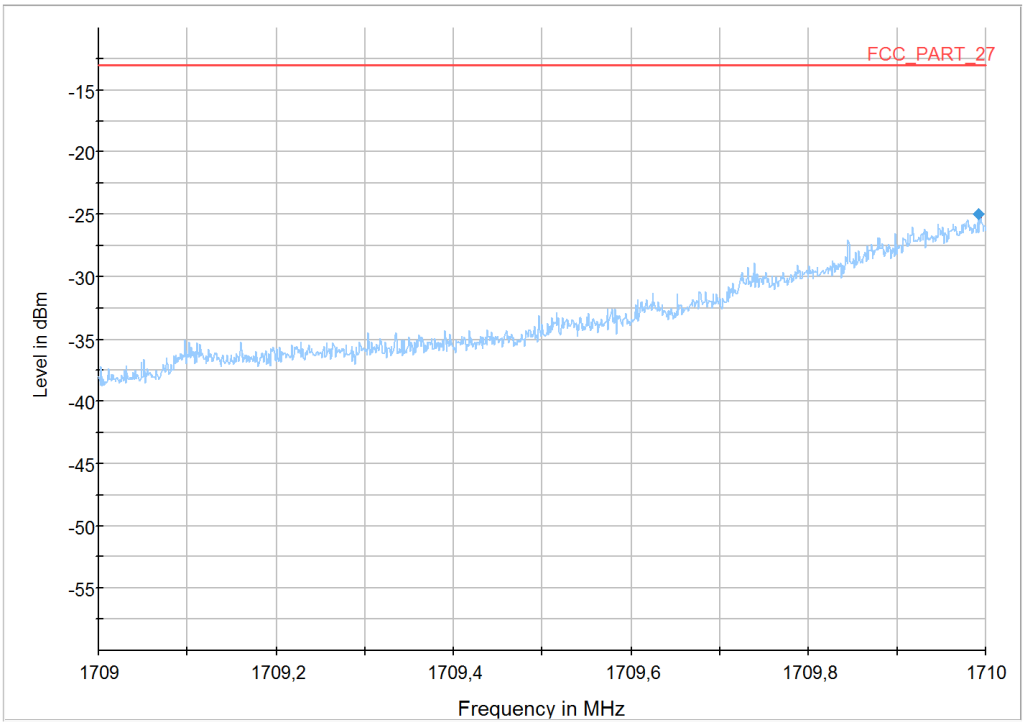

Diagram 16: 9.402b_LTE4_Ch19957_RB6low_BW1,4MHz_16QAM

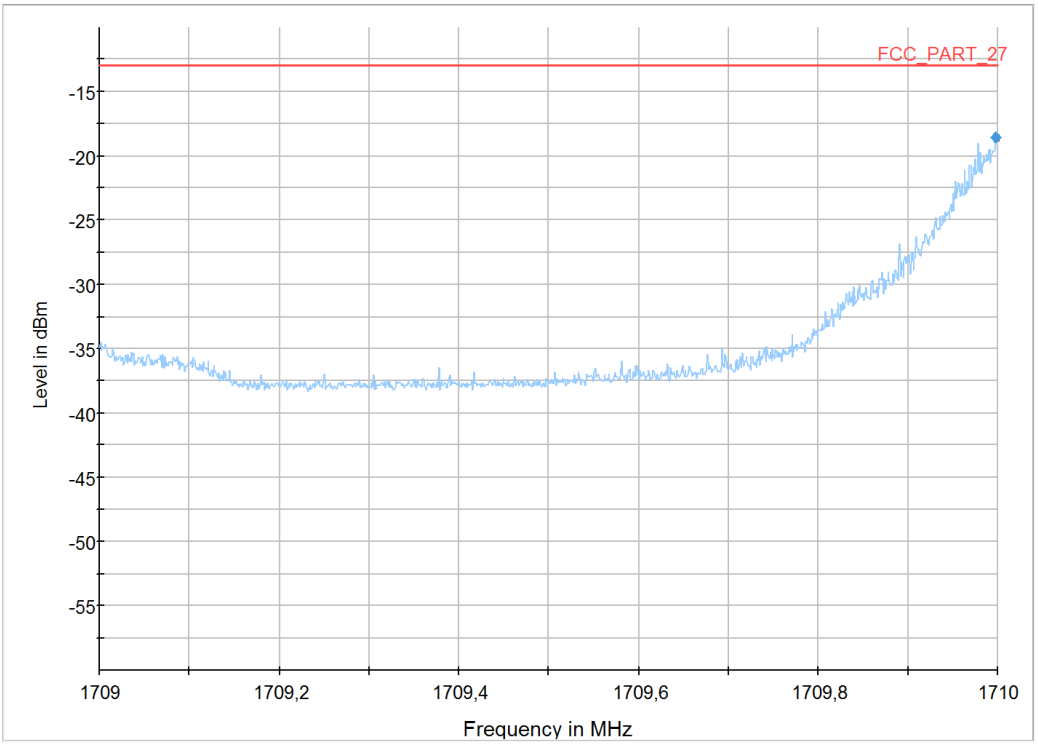

Diagram 17: 9.403a_LTE4_Ch19965_RB1low_BW3MHz_QPSK

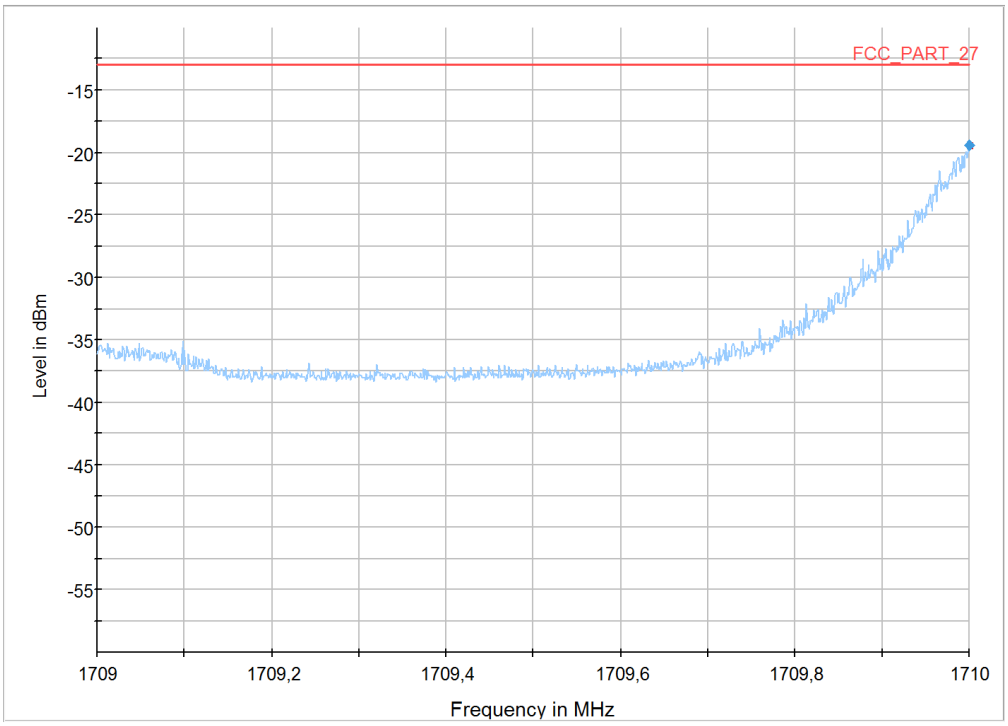

Diagram 18: 9.403b_LTE4_Ch19965_RB1low_BW3MHz_16QAM

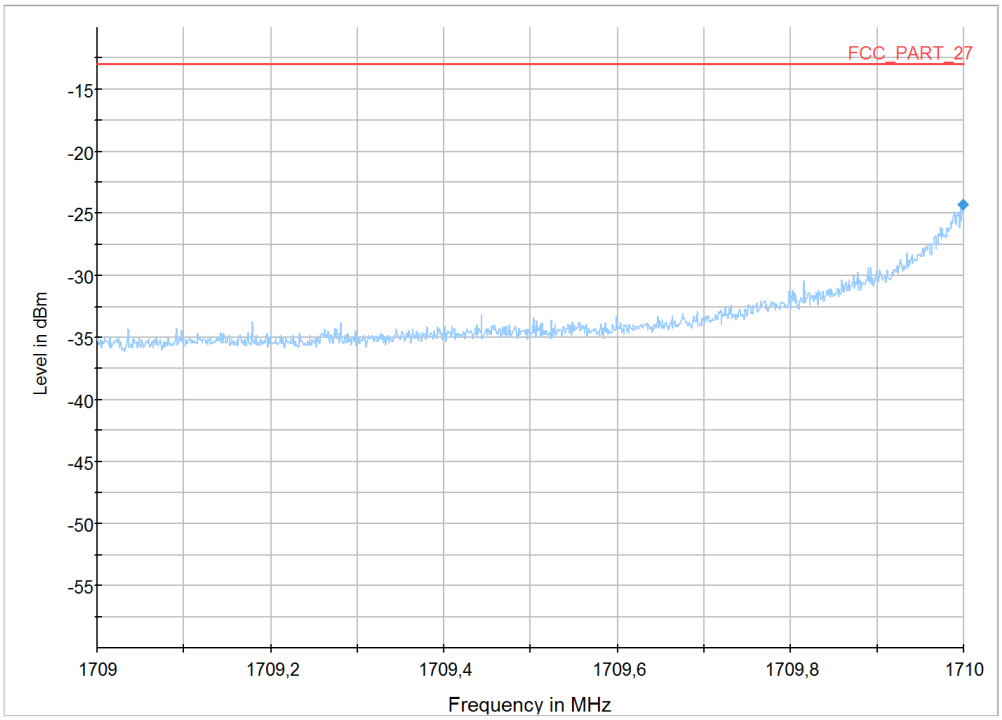

Diagram 19: 9.404a_LTE4_Ch19957_RB15low_BW3MHz_QPSK

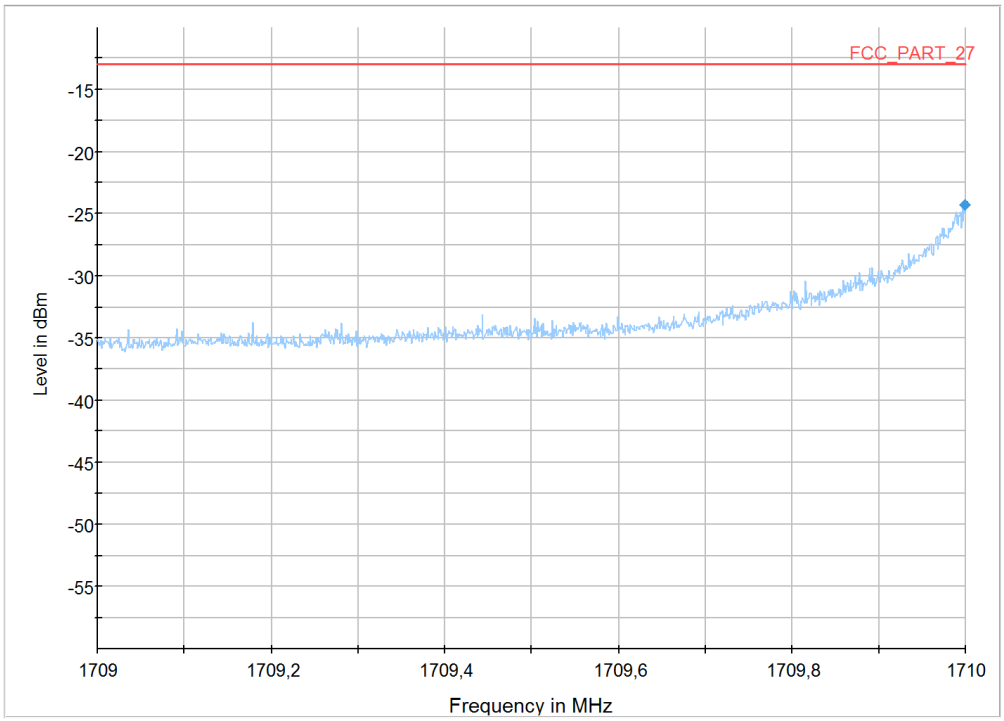

Diagram 20: 9.404b_LTE4_Ch19965_RB15low_BW3MHz_16QAM

1.9.2. High Band-Edge

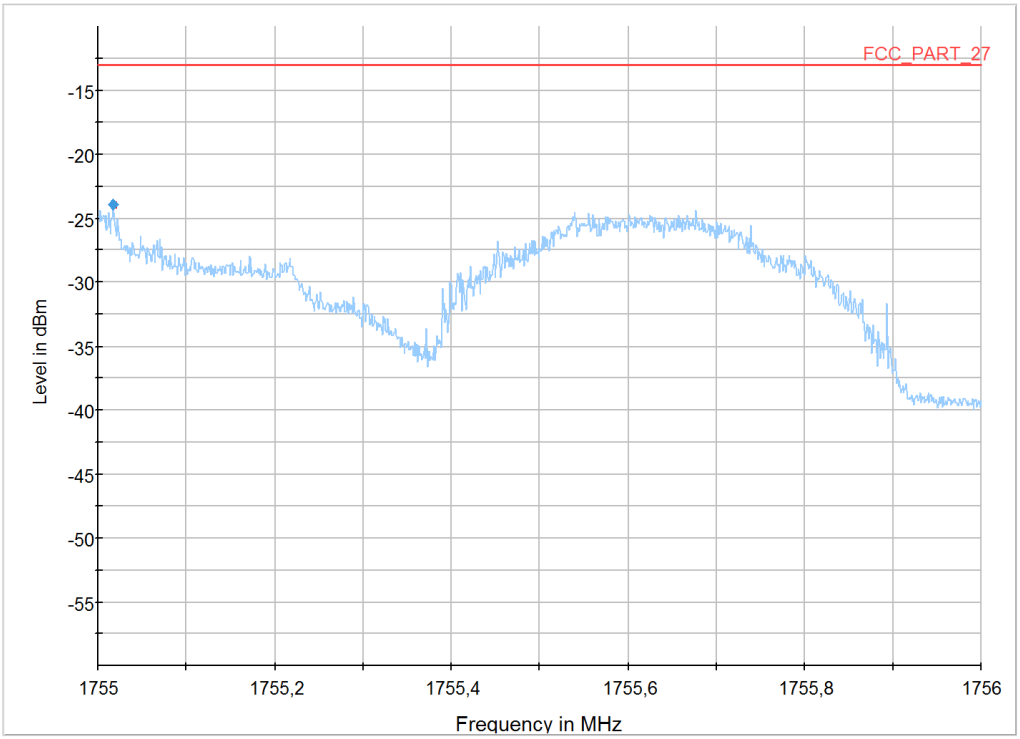

Diagram 21: 9.413a_LTE4_Ch20393_RB1high_BW1,4MHz_QPSK

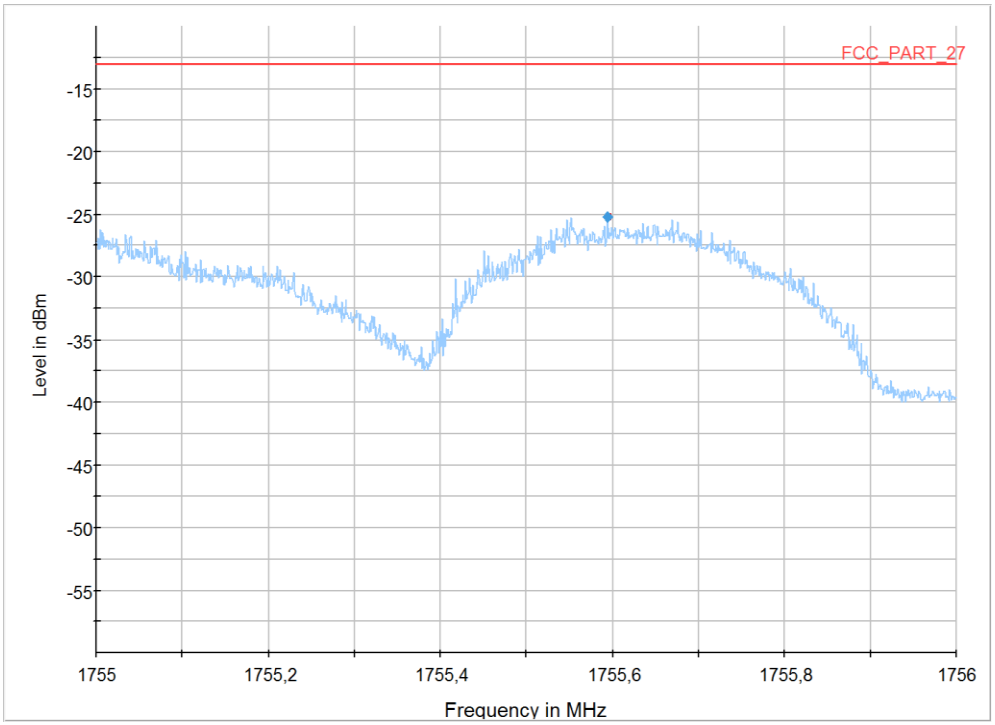

Diagram 22: 9.413b_LTE4_Ch20393_RB1high_BW1,4MHz_16QAM

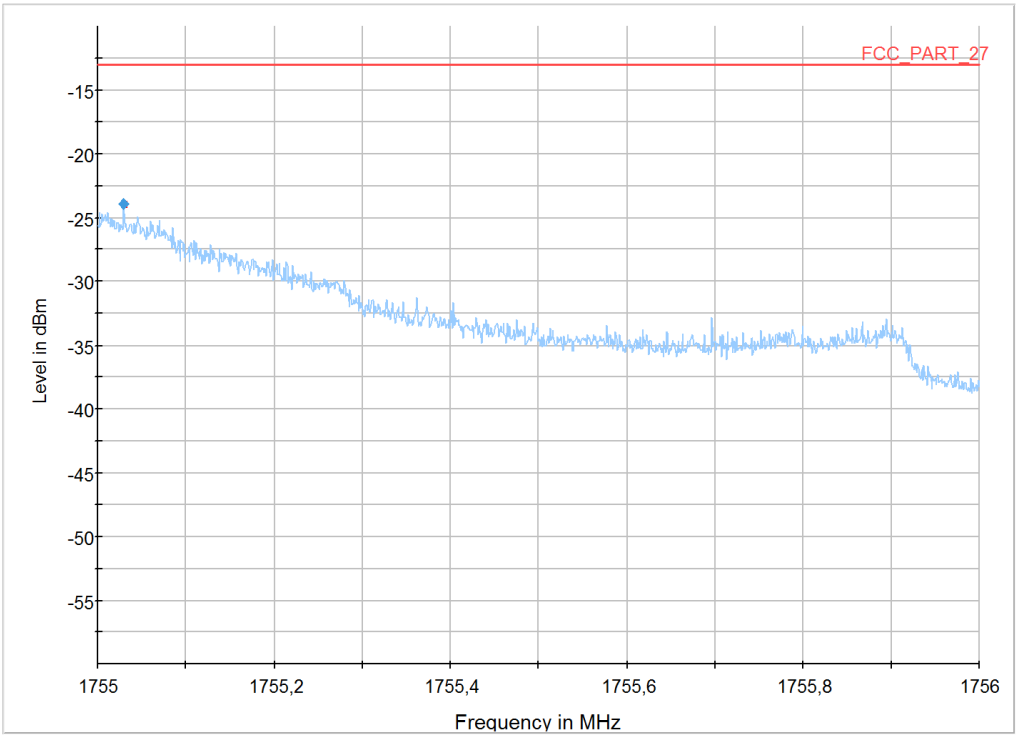

Diagram 23: 9.414a_LTE4_Ch20393_RB6high_BW1,4MHz_QPSK

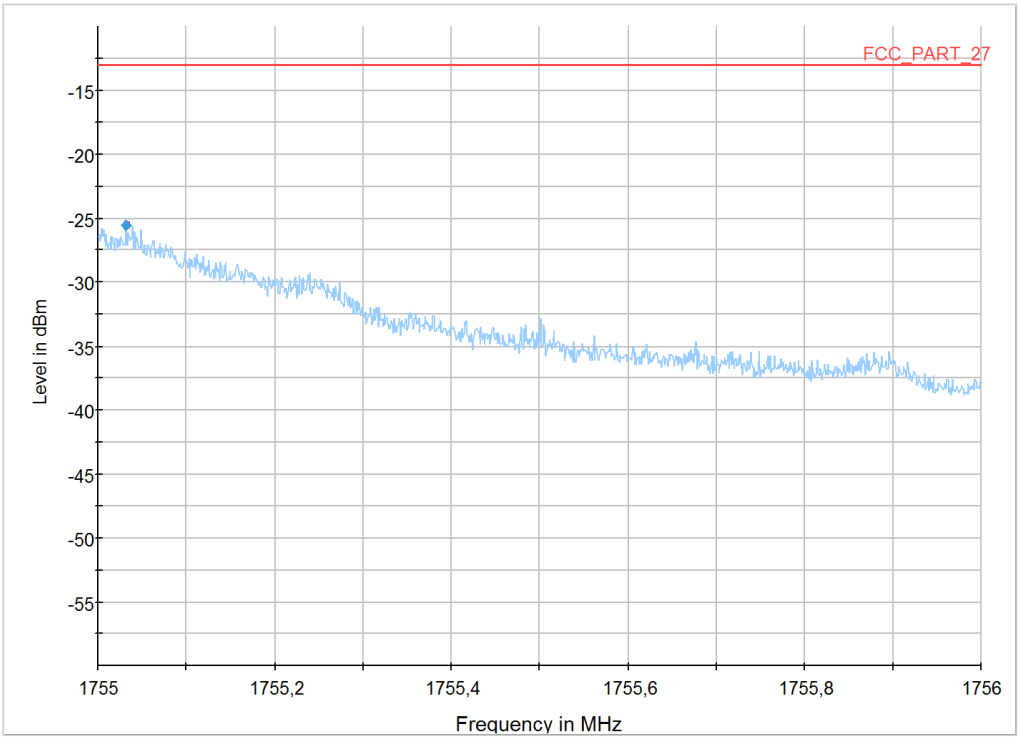

Diagram 24: 9.414b_LTE4_Ch20393_RB6high_BW1,4MHz_16QAM

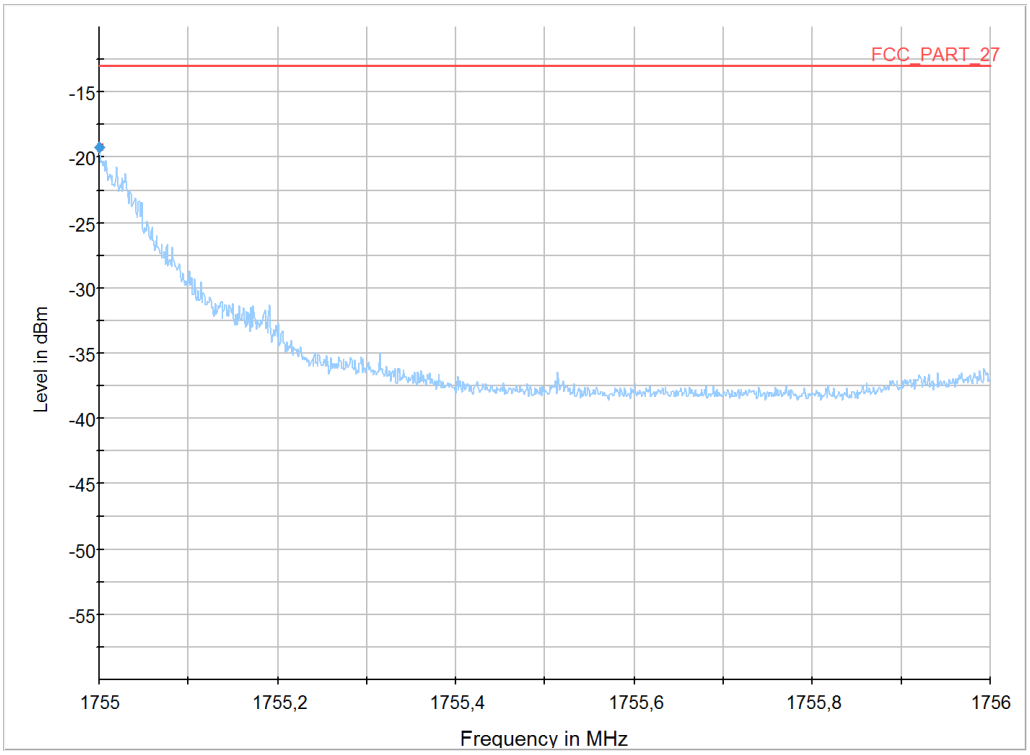

Diagram 25: 9.415a_LTE4_Ch20385_RB1high_BW3MHz_QPSK

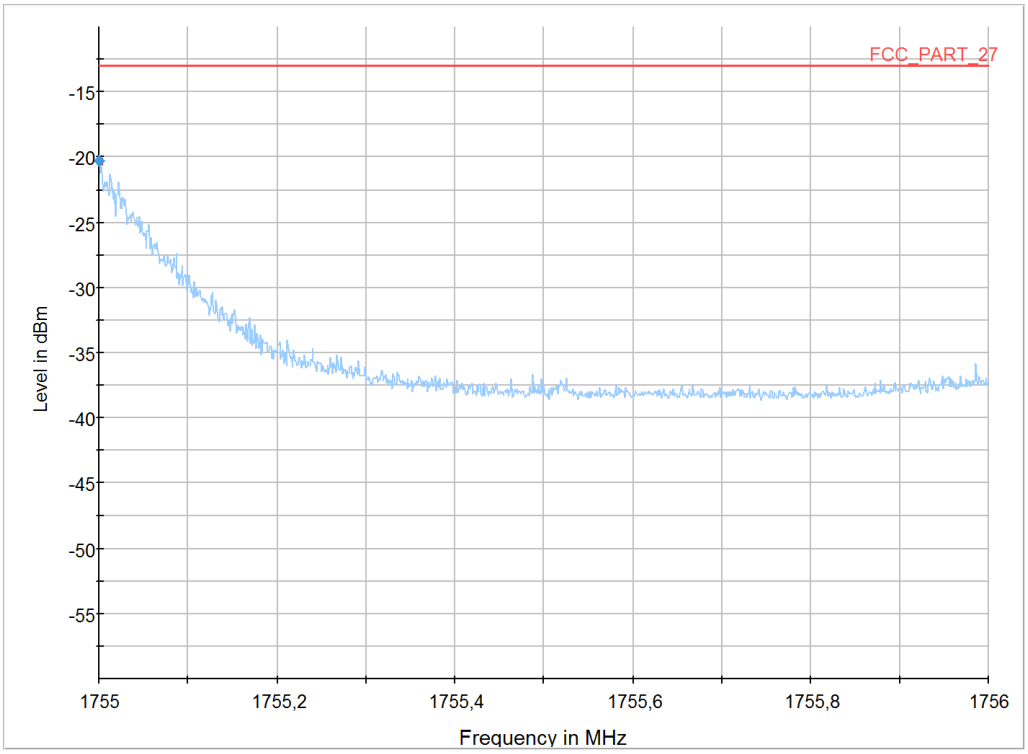

Diagram 26: 9.415b_LTE4_Ch20393_RB1high_BW3MHz_16QAM

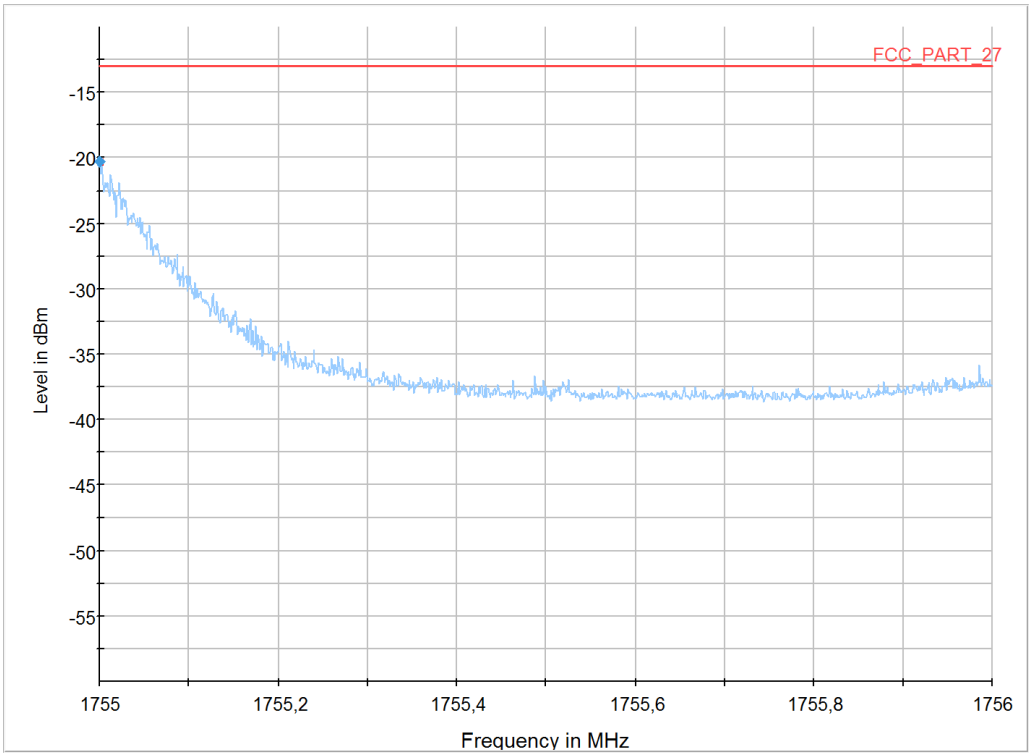

Diagram 27: 9.416a_LTE4_Ch20385_RB15high_BW3MHz_QPSK

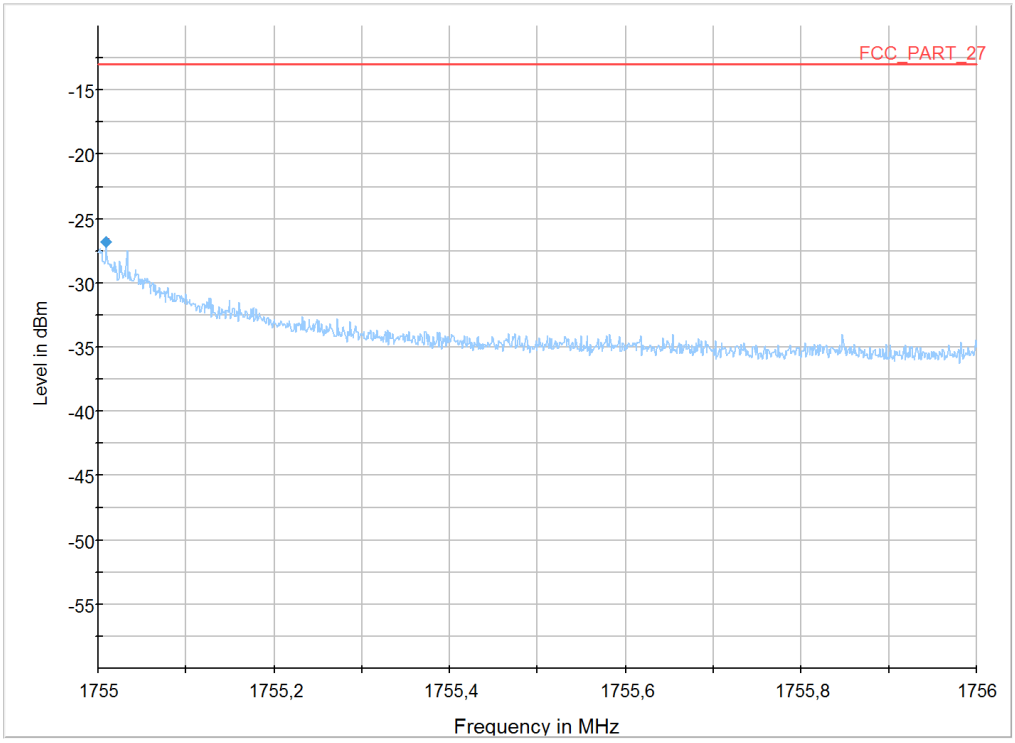

Diagram 28: 9.416b_LTE4_Ch20385_RB15high_BW3MHz_16QAM

1.10. Radiated emissions – band-edge (LTE Band 5)

1.10.1. Low Band-Edge

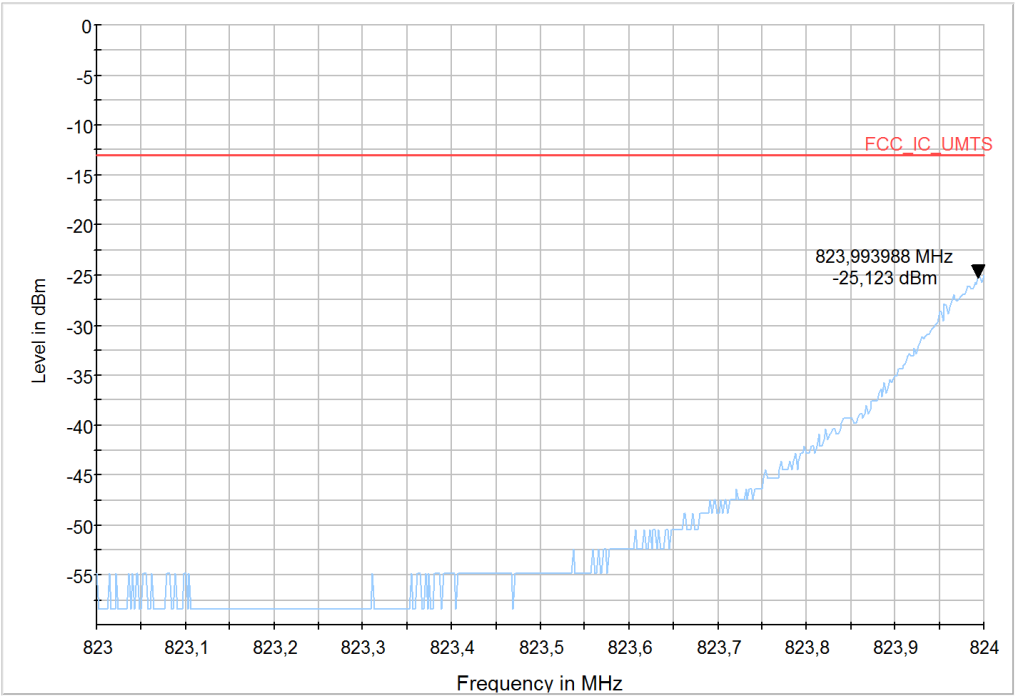

Diagram 29: 9.503a_LTE5_Ch20415_RB1Low_BW3MHz_QPSK

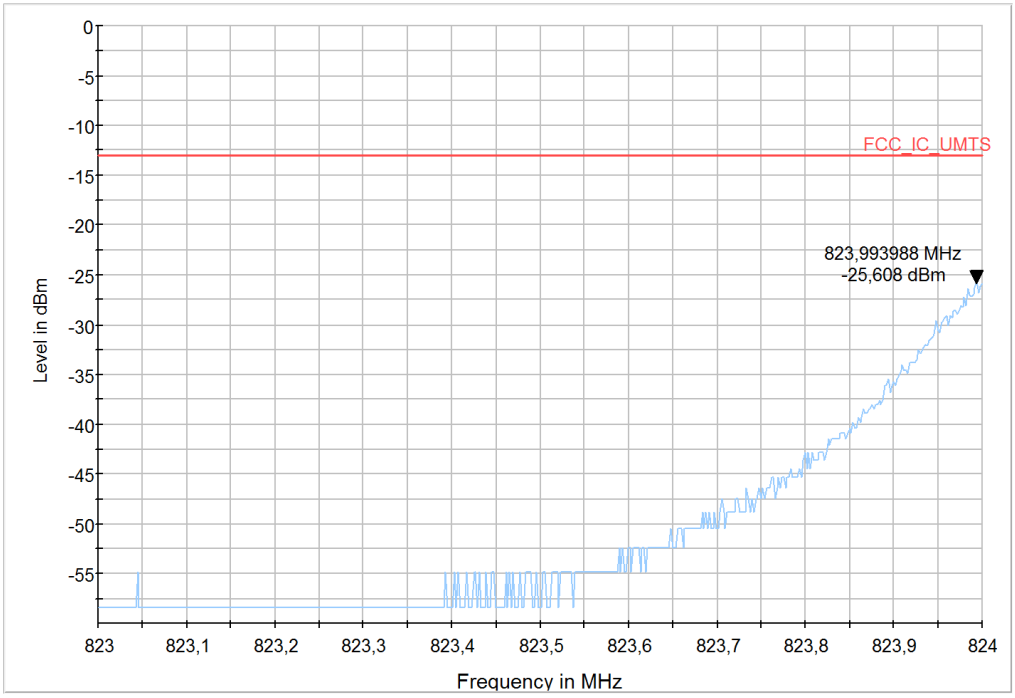

Diagram 30: 9.503b_LTE5_Ch20415_RB1Low_BW3MHz_16QAM

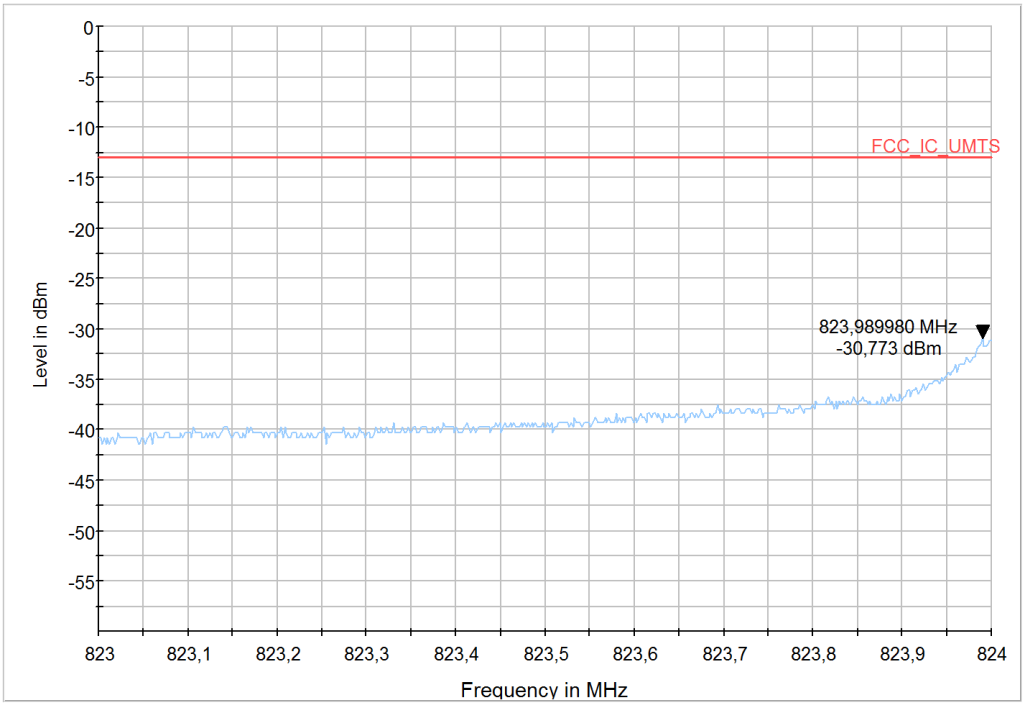

Diagram 31: 9.504a_LTE5_Ch20415_RB15Low_BW3MHz_16-QAM

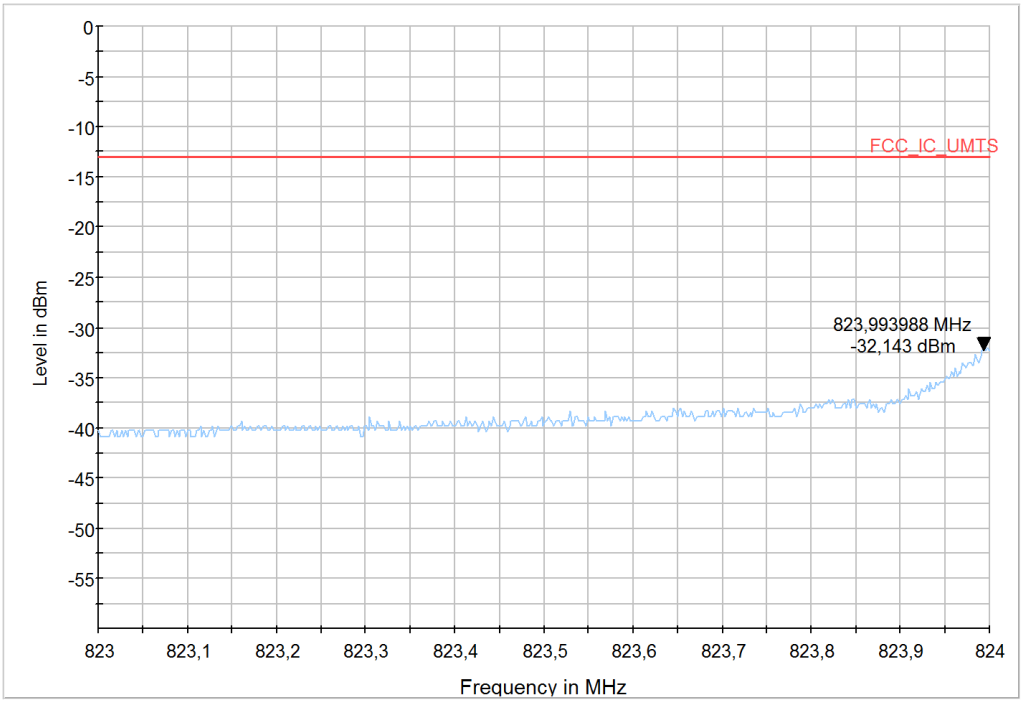

Diagram 32: 9.504b_LTE5_Ch20415_RB15Low_BW3MHz_16-QAM

1.10.2. High Band-edge

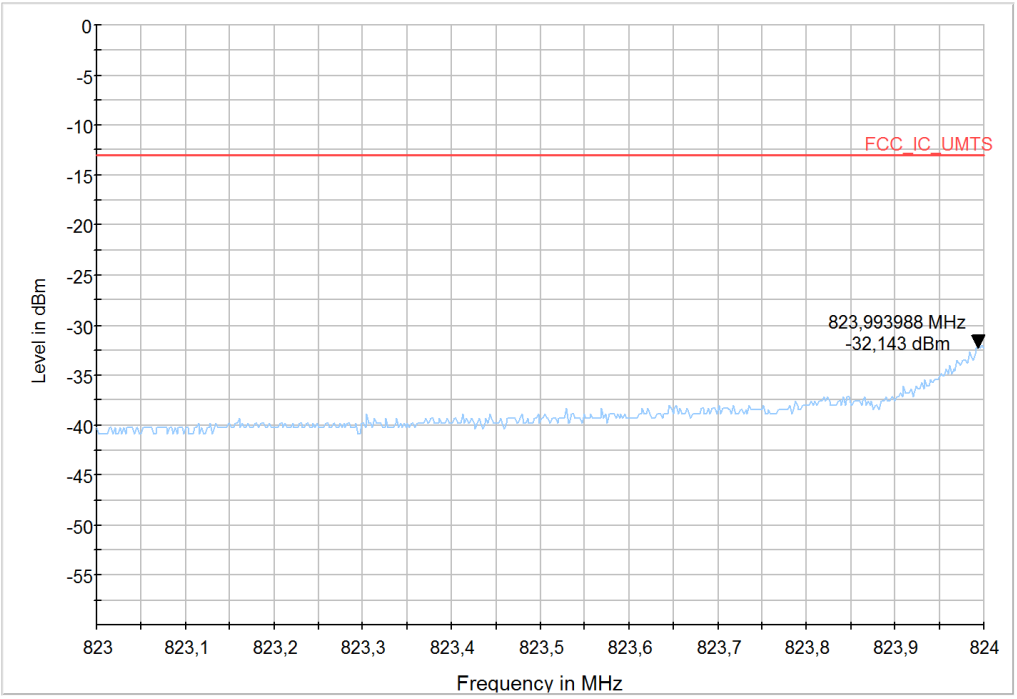

Diagram 33: 9.512a_LTE5_ch20635_RB1high_BW3MHz_QPSK

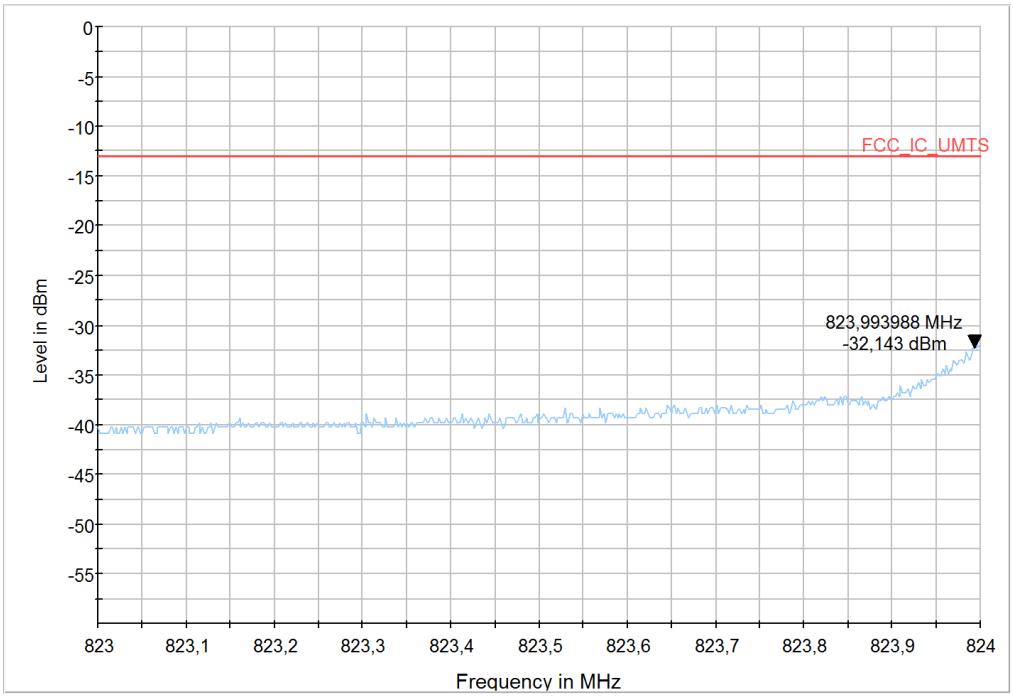

Diagram 34: 9.512b_LTE5_Ch20635_RB1high_BW3MHz_16QAM

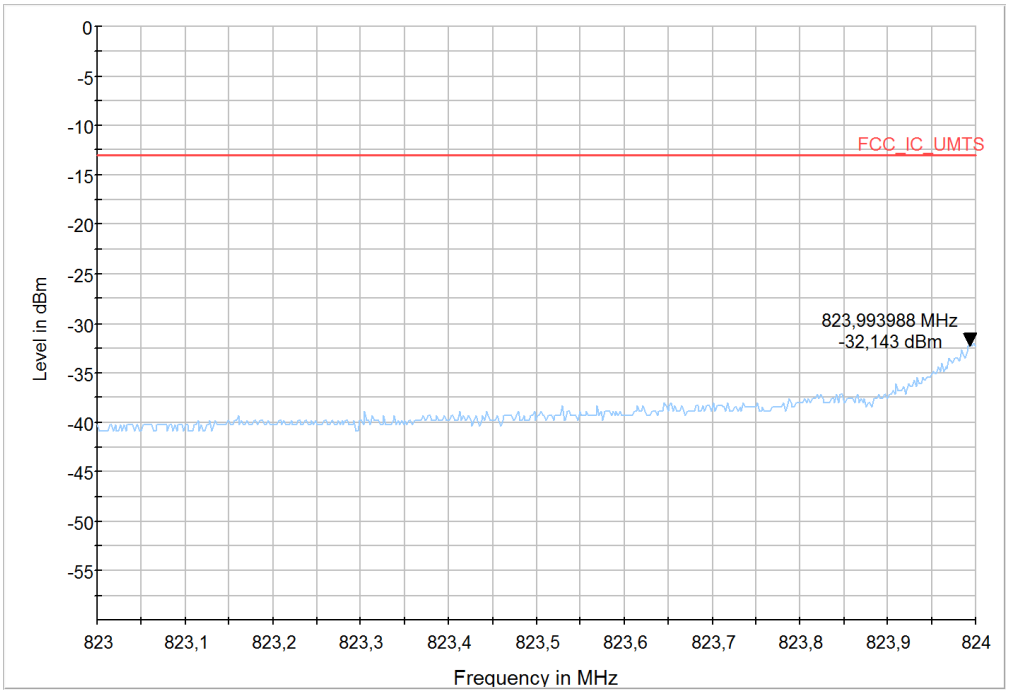

Diagram 35: 9.513a_LTE5_Ch20635_RB15high_BW3MHz_QPSK

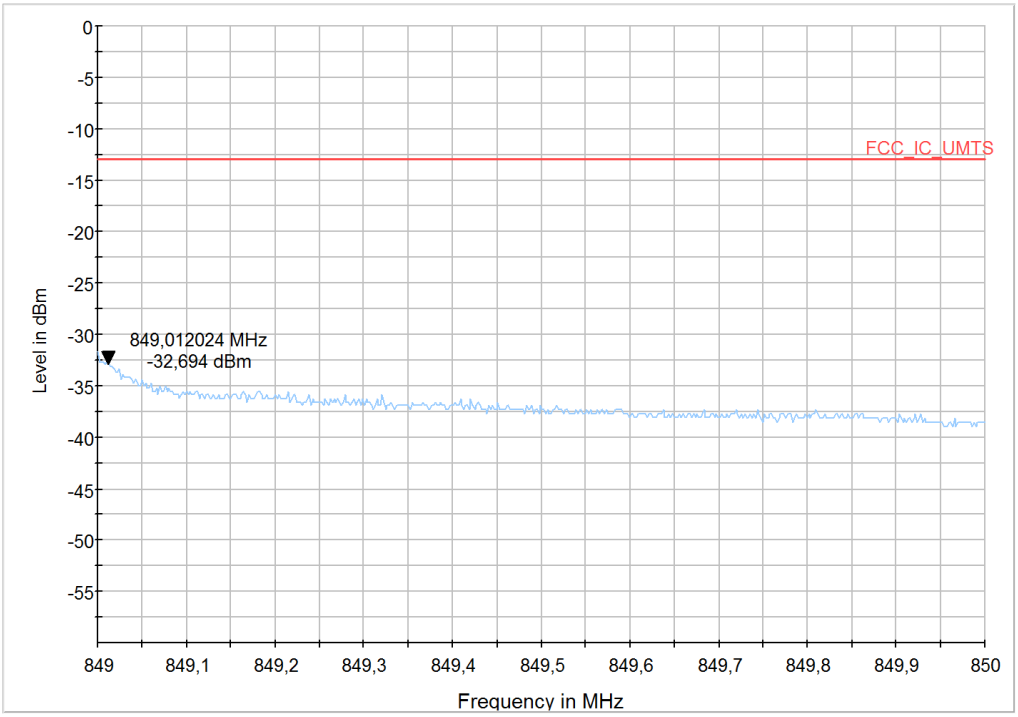

Diagram 36: 9.513b_LTE5_Ch20635_RB15high_BW3MHz_16QAM

1.11. Radiated emissions – band-edge (LTE Band 7)

1.11.1. Low Band-Edge

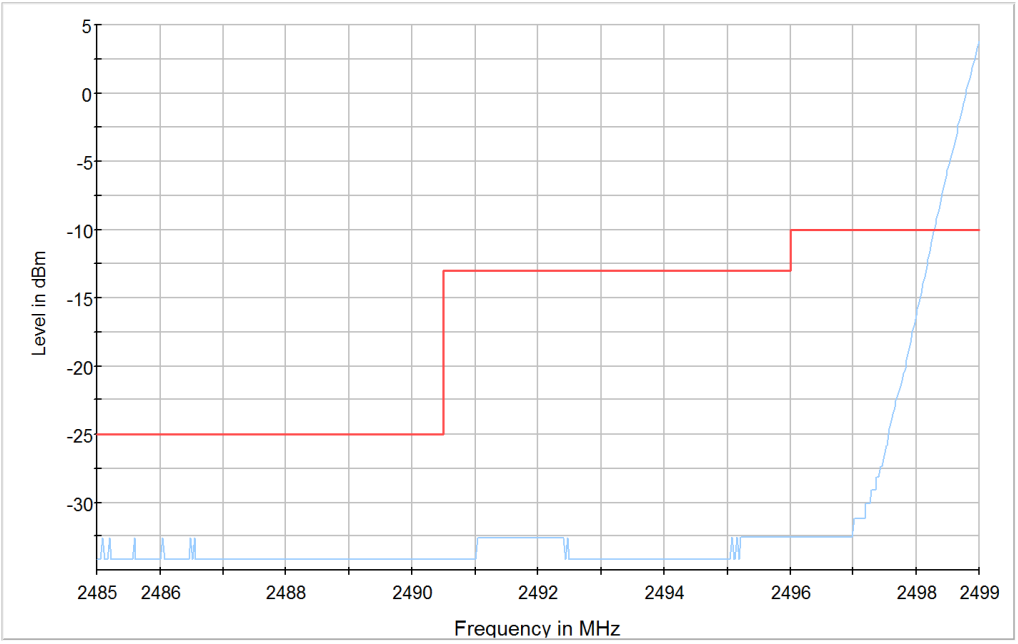

Diagram 37: 9.701a_SW1_LTE7_CH20775_BW5_RB1_LOW_QPSK

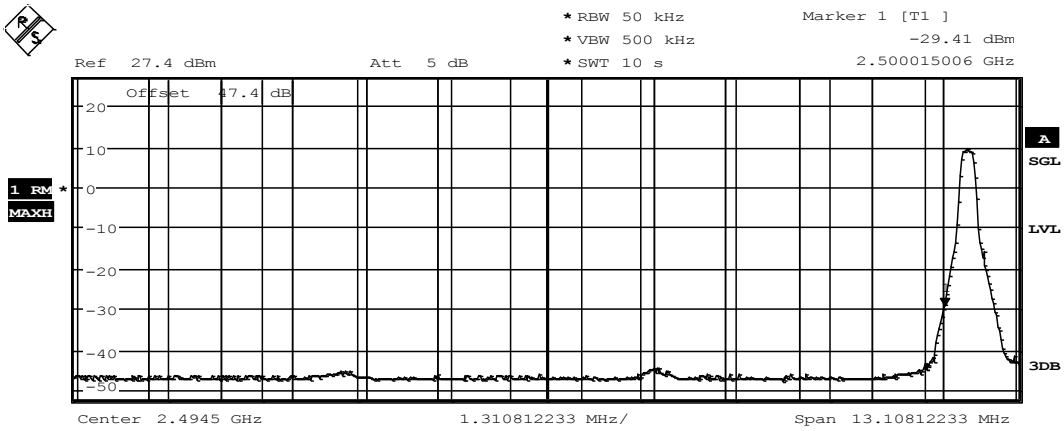

Channel	Bandwidth	Spacing	Lower	Upper
Tx Channel	**1.000 MHz**		**-34.51 dBm**	
Adjacent	1.000 MHz	1.000 MHz	-34.53 dBm	-34.20 dBm
Alternate	1.000 MHz	2.000 MHz	-34.53 dBm	-34.11 dBm
2nd Alt	1.000 MHz	3.000 MHz	-34.04 dBm	-34.50 dBm
3rd Alt	1.000 MHz	4.000 MHz	-34.55 dBm	-34.44 dBm
4th Alt	1.000 MHz	5.000 MHz	-34.55 dBm	-29.35 dBm
5th Alt	1.000 MHz	6.000 MHz	-34.54 dBm	14.37 dBm

Diagram 38: 9.701a_SW1_LTE7_CH20775_BW5_RB1_LOW_QPSK_intBW

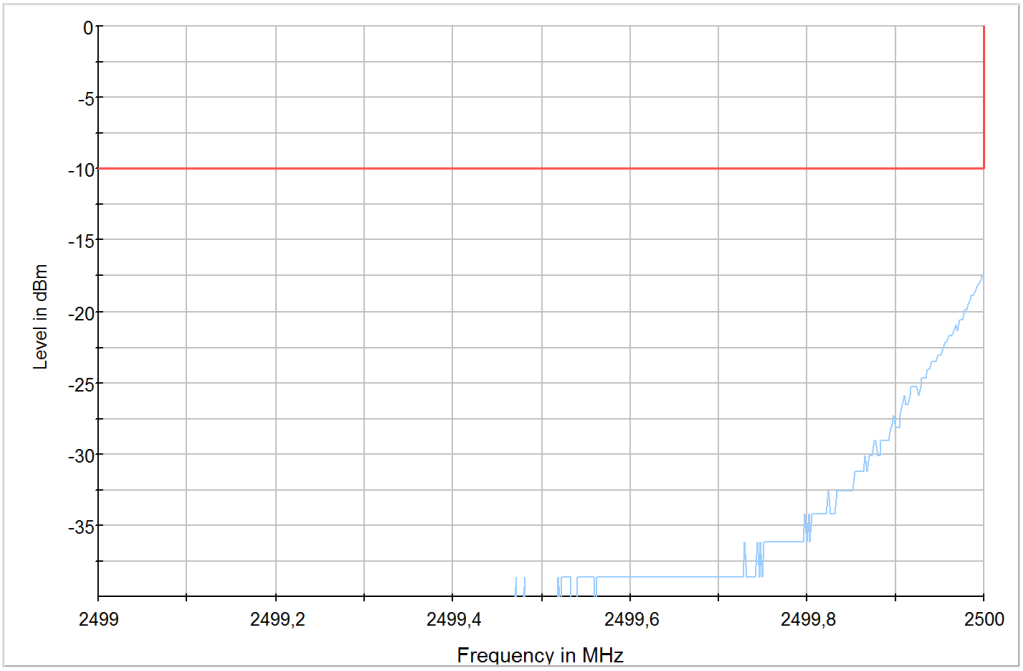

Diagram 39: 9.701a_SW2_LTE7_CH20775_BW5_RB1_LOW_QPSK

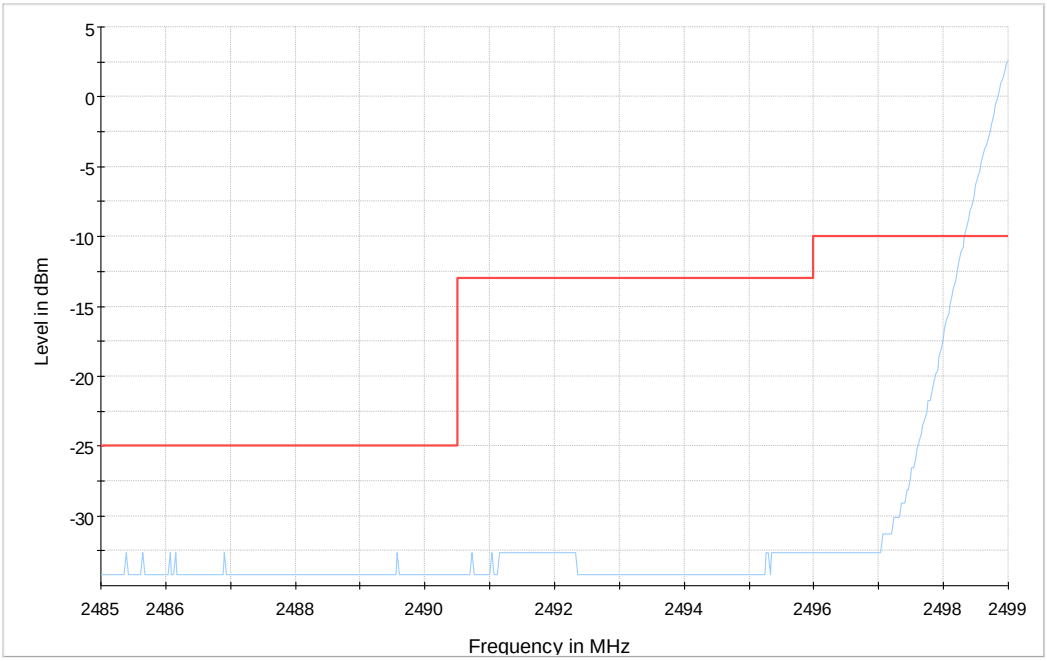

Diagram 40: 9.701b_SW1_LTE7_CH20775_BW5_RB1_LOW_16QAM

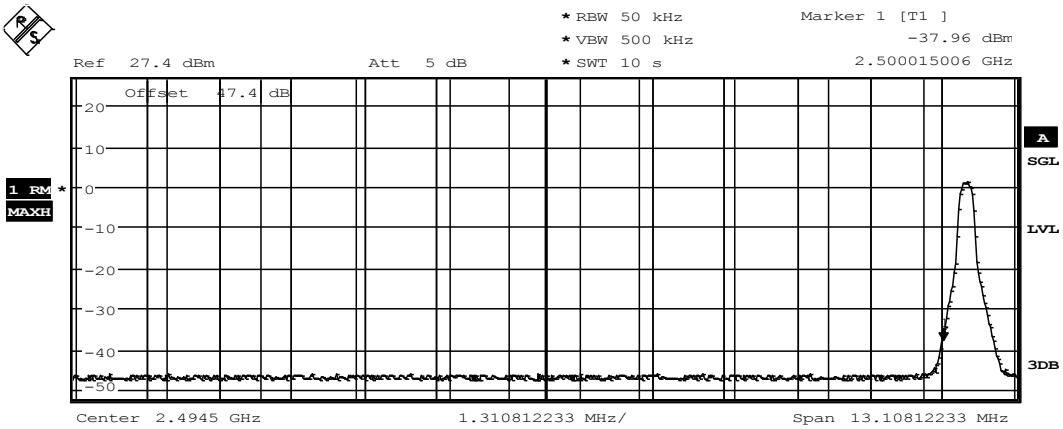

Channel	Bandwidth	Spacing	Lower	Upper
Tx Channel	**1.000 MHz**		**-34.51 dBm**	
Adjacent	1.000 MHz	1.000 MHz	-34.51 dBm	-34.51 dBm
Alternate	1.000 MHz	2.000 MHz	-34.52 dBm	-34.47 dBm
2nd Alt	1.000 MHz	3.000 MHz	-34.46 dBm	-34.49 dBm
3rd Alt	1.000 MHz	4.000 MHz	-34.52 dBm	-34.53 dBm
4th Alt	1.000 MHz	5.000 MHz	-34.52 dBm	-33.49 dBm
5th Alt	1.000 MHz	6.000 MHz	-34.54 dBm	5.95 dBm

Diagram 41: 9.701b_SW1_LTE7_CH20775_BW5_RB1_LOW_16_QAM_intBW

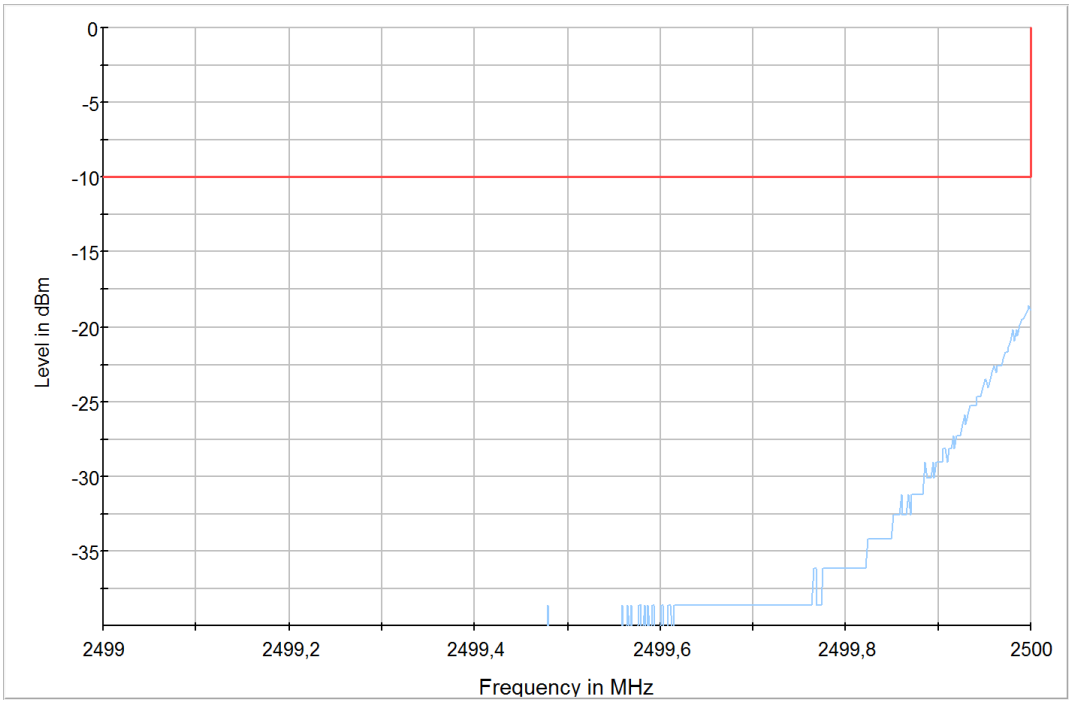

Diagram 42: 9.701b_SW2_LTE7_CH20775_BW5_RB1_LOW_16QAM

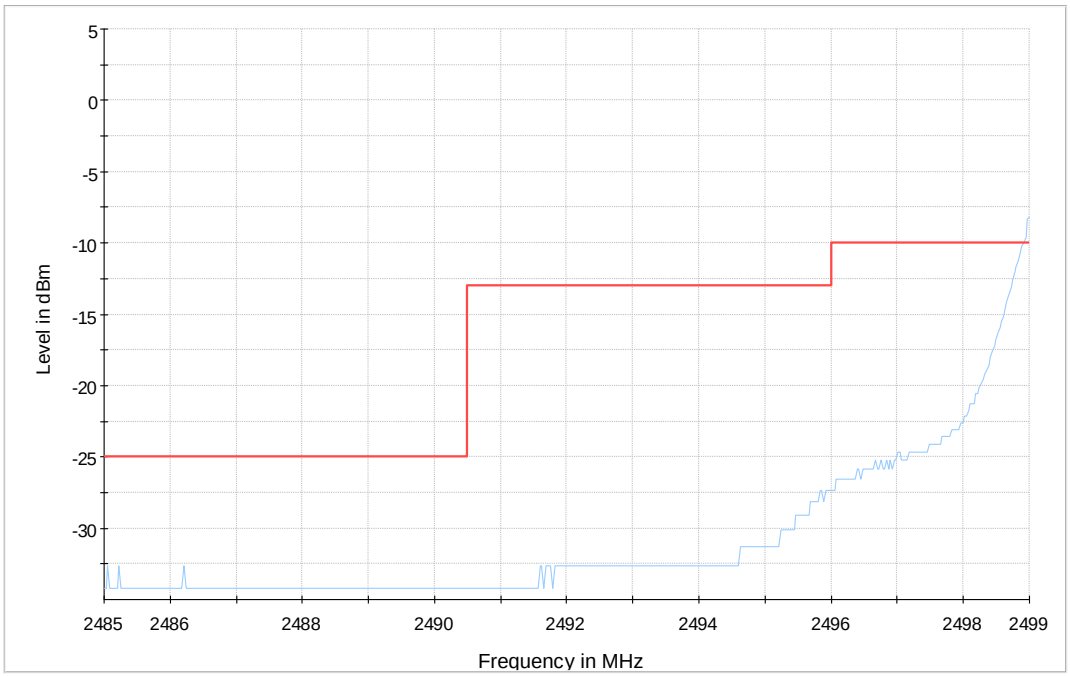

Diagram 43: 9.702a_SW1_LTE7_CH20775_BW5_RB25_LOW_QPSK

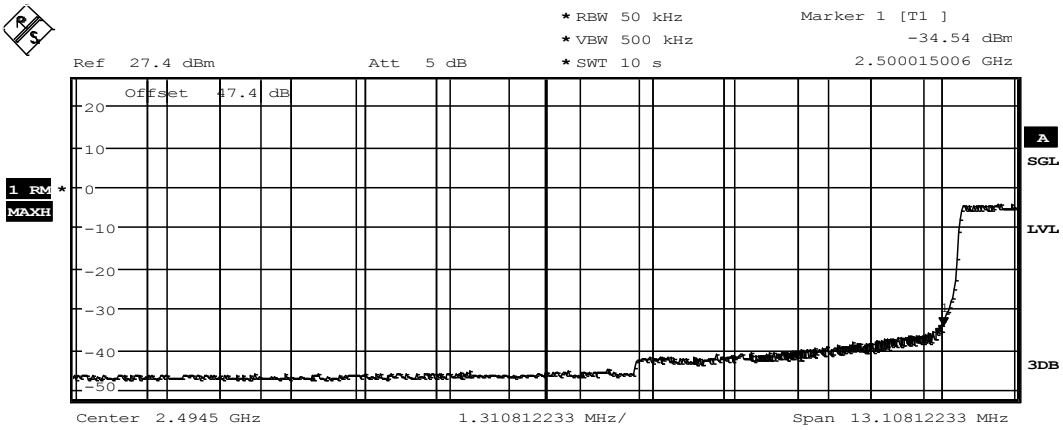

Channel	Bandwidth	Spacing	Lower	Upper
Tx Channel	**1.000 MHz**		**-33.84 dBm**	
Adjacent	1.000 MHz	1.000 MHz	-33.99 dBm	-32.52 dBm
Alternate	1.000 MHz	2.000 MHz	-34.24 dBm	-30.26 dBm
2nd Alt	1.000 MHz	3.000 MHz	-34.45 dBm	-29.45 dBm
3rd Alt	1.000 MHz	4.000 MHz	-34.52 dBm	-27.83 dBm
4th Alt	1.000 MHz	5.000 MHz	-34.50 dBm	-25.14 dBm
5th Alt	1.000 MHz	6.000 MHz	-34.53 dBm	6.32 dBm

Diagram 44: 9.702a_SW1_Band7_Ch.20775_BW5_RB25_QPSK_Low_intBW

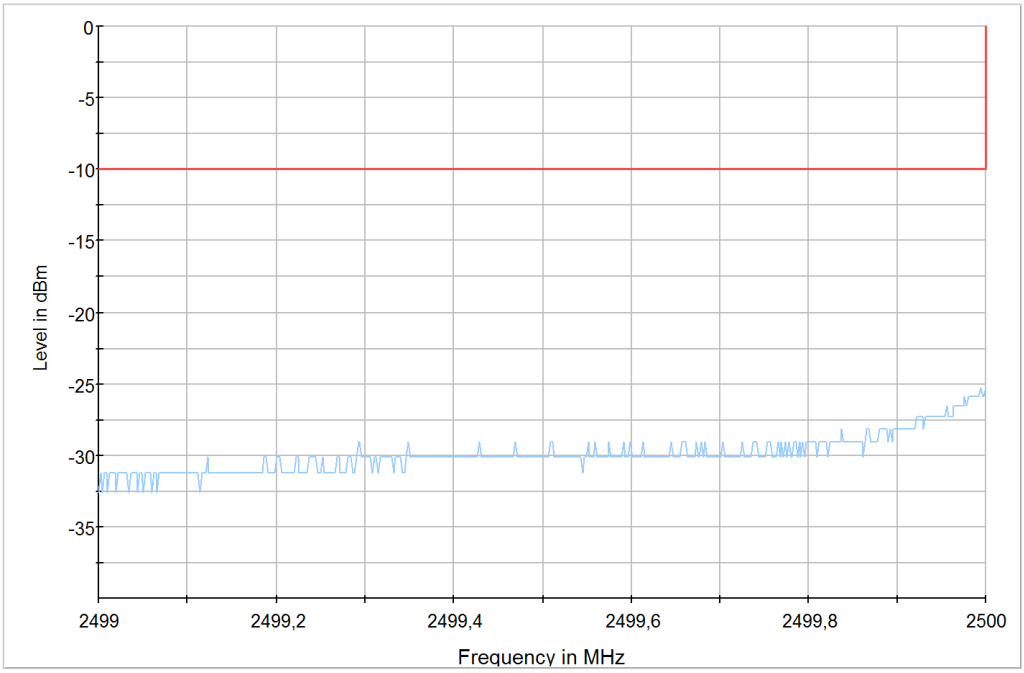

Diagram 45: 9.702a_SW2_LTE7_CH20775_BW5_RB25_LOW_QPSK

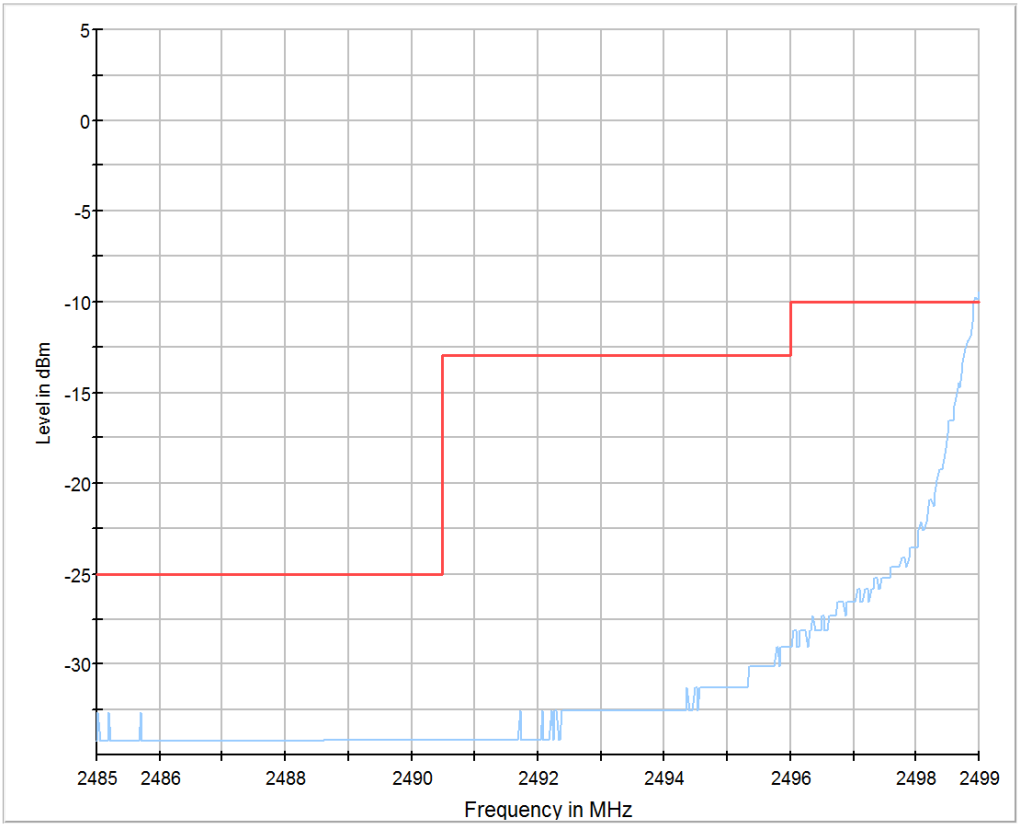

Diagram 46: 9.702b_SW1_LTE7_CH20775_BW5_RB25_LOW_16QAM

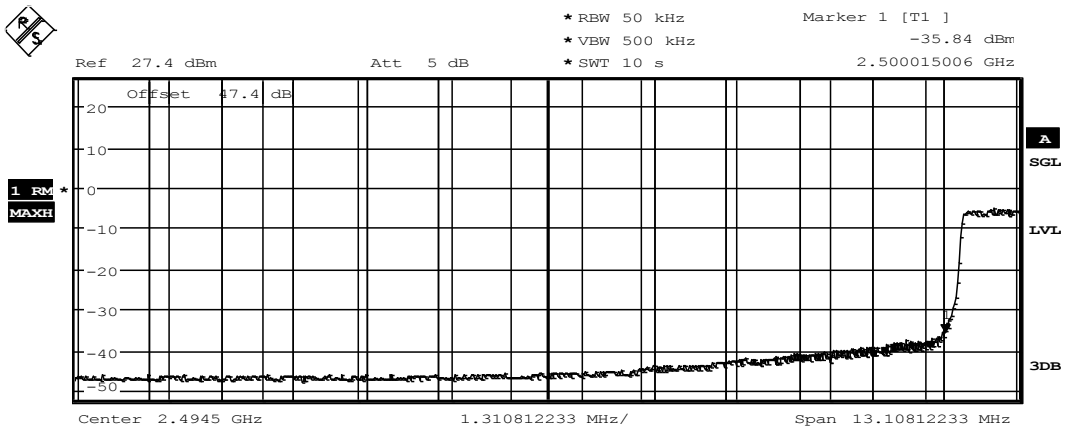

Channel	Bandwidth	Spacing	Lower	Upper
Tx Channel	1.000 MHz		-33.84 dBm	
Adjacent	1.000 MHz	1.000 MHz	-34.17 dBm	-33.10 dBm
Alternate	1.000 MHz	2.000 MHz	-34.37 dBm	-31.78 dBm
2nd Alt	1.000 MHz	3.000 MHz	-34.47 dBm	-30.21 dBm
3rd Alt	1.000 MHz	4.000 MHz	-34.48 dBm	-28.57 dBm
4th Alt	1.000 MHz	5.000 MHz	-34.51 dBm	-26.41 dBm
5th Alt	1.000 MHz	6.000 MHz	-34.49 dBm	5.32 dBm

Diagram 47: 9.702b_SW1_LTE7_CH20775_BW5_RB25_LOW_16QAM_intBW

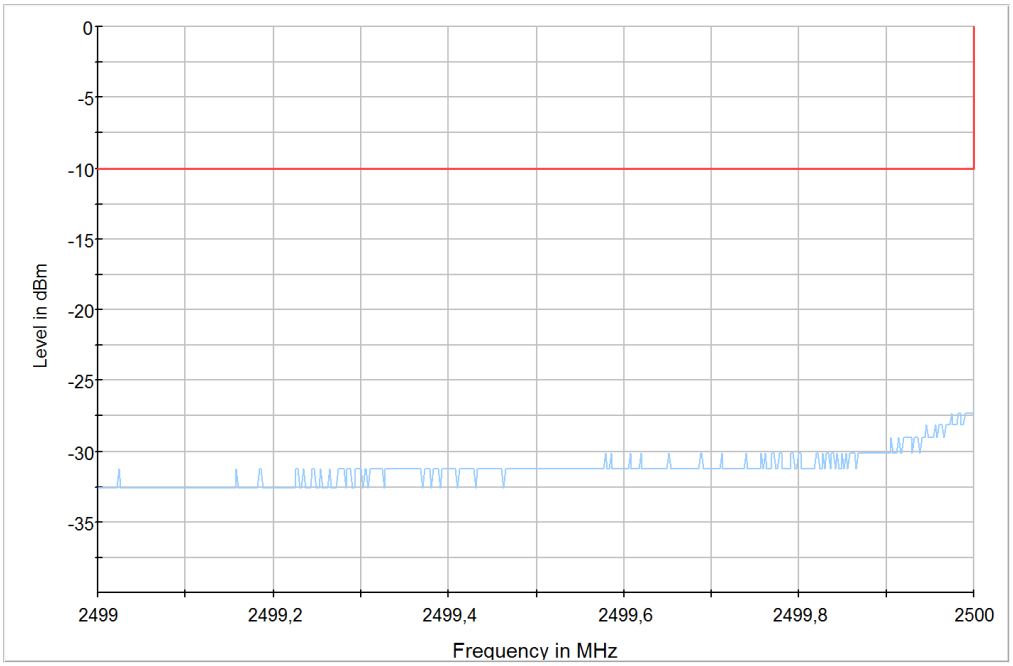

Diagram 48: 9.702b_SW2_LTE7_CH20775_BW5_RB25_LOW_16QAM

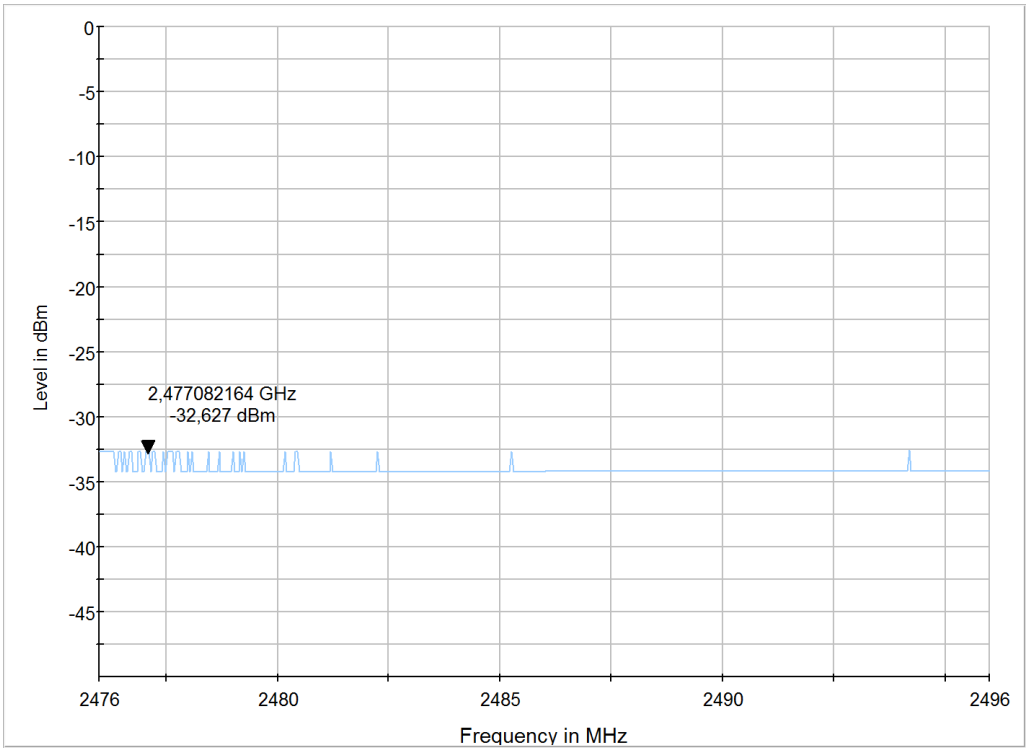

Diagram 49: 9.705a_SW1_LTE7_CH20825_BW15_RB1_LOW_QPSK

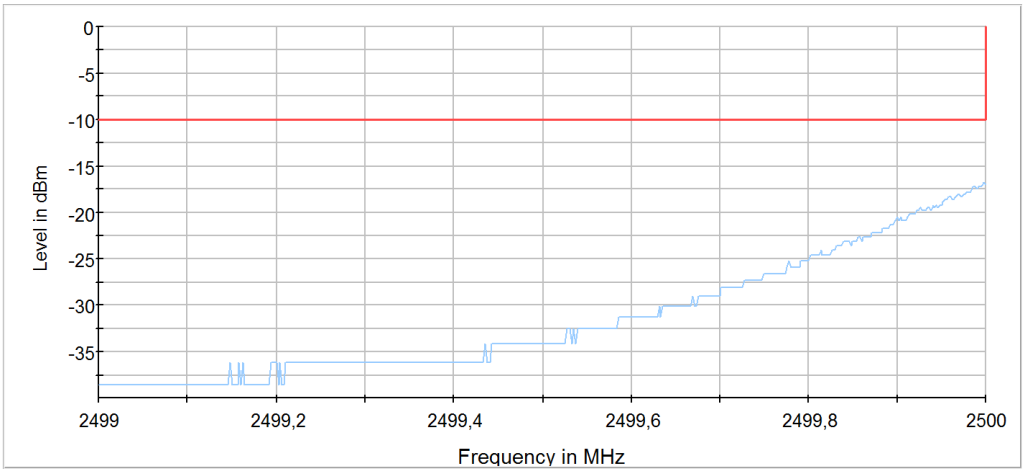

Diagram 50: 9.705a_SW2_LTE7_CH20825_BW15_RB1_LOW_QPSK

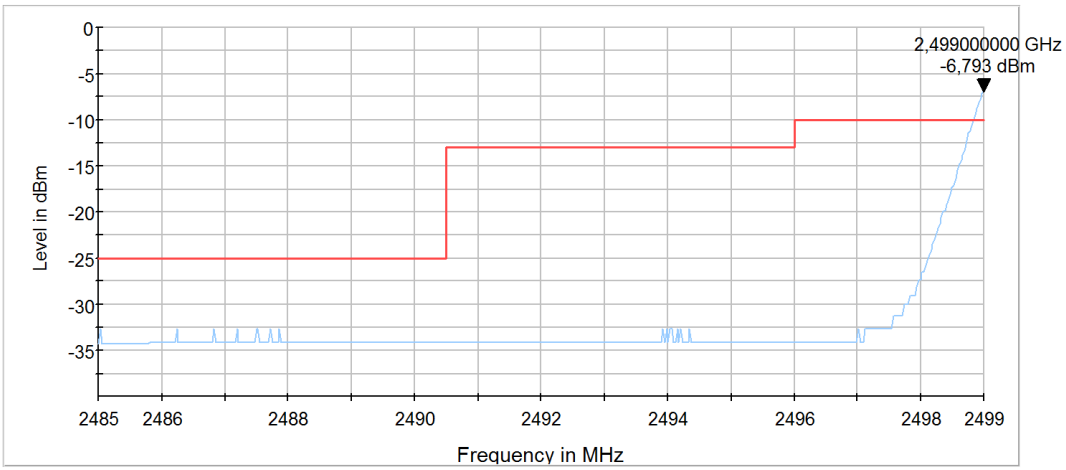

Diagram 51: 9.705b_SW1_LTE7_CH20825_BW15_RB1_LOW_16-QAM

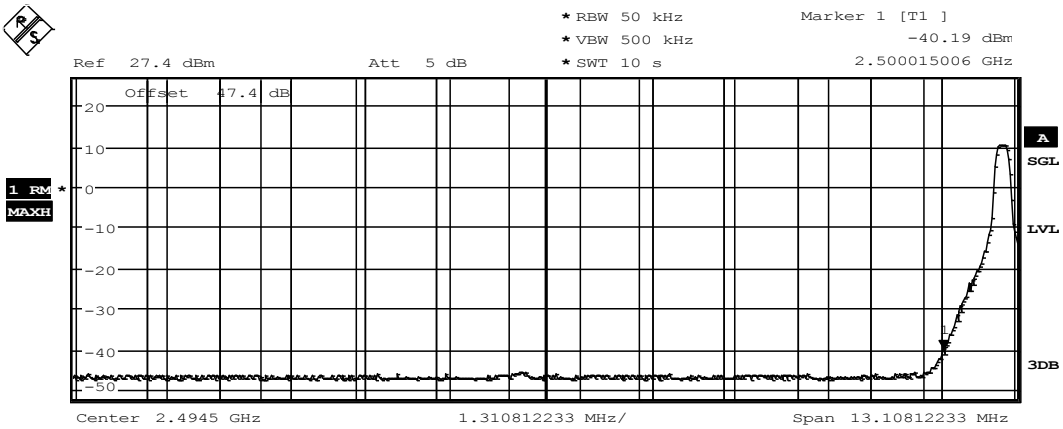

Channel	Bandwidth	Spacing	Lower	Upper
Tx Channel	**1.000 MHz**		**-34.33 dBm**	
Adjacent	1.000 MHz	1.000 MHz	-34.51 dBm	-34.47 dBm
Alternate	1.000 MHz	2.000 MHz	-34.51 dBm	-34.50 dBm
2nd Alt	1.000 MHz	3.000 MHz	-34.56 dBm	-34.47 dBm
3rd Alt	1.000 MHz	4.000 MHz	-34.52 dBm	-34.43 dBm
4th Alt	1.000 MHz	5.000 MHz	-34.50 dBm	-33.51 dBm
5th Alt	1.000 MHz	6.000 MHz	-34.52 dBm	15.39 dBm

Diagram 52: 9.705b_SW1_LTE7_CH20825_BW15_RB1_LOW_16-QAM_intBW

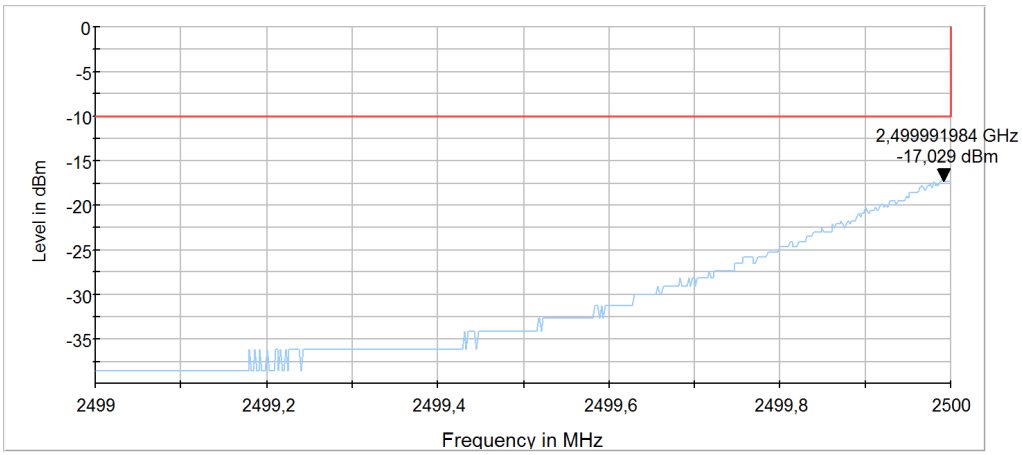

Diagram 53: 9.705b_SW2_LTE7_CH20825_BW15_RB1_LOW_16-QAM

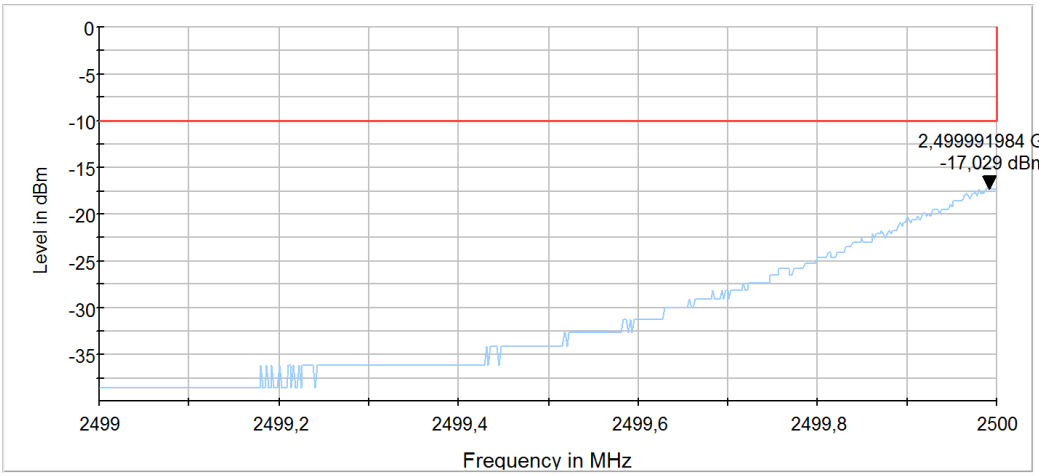

Diagram 54: 9.706a_SW1_LTE7_CH20825_BW15_RB75_LOW_QPSK

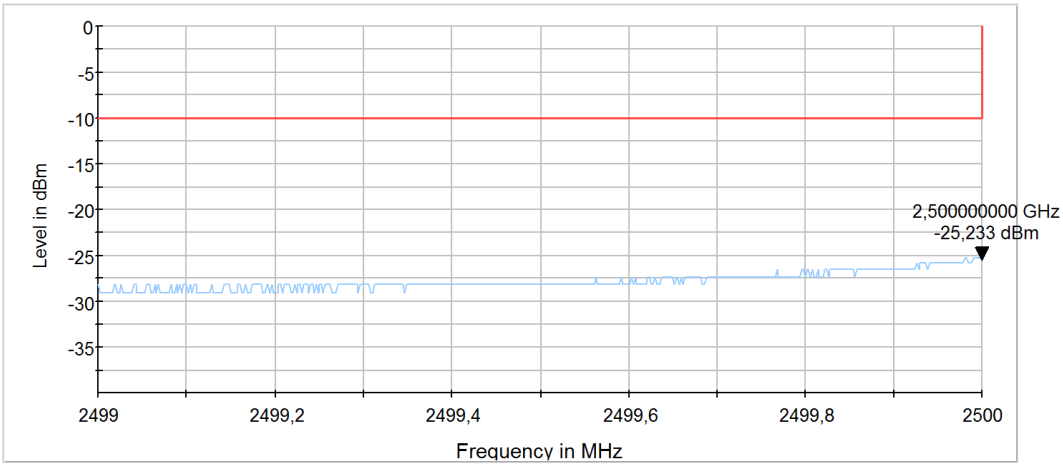

Diagram 55: 9.706a_SW2_LTE7_CH20825_BW15_RB75_LOW_QPSK

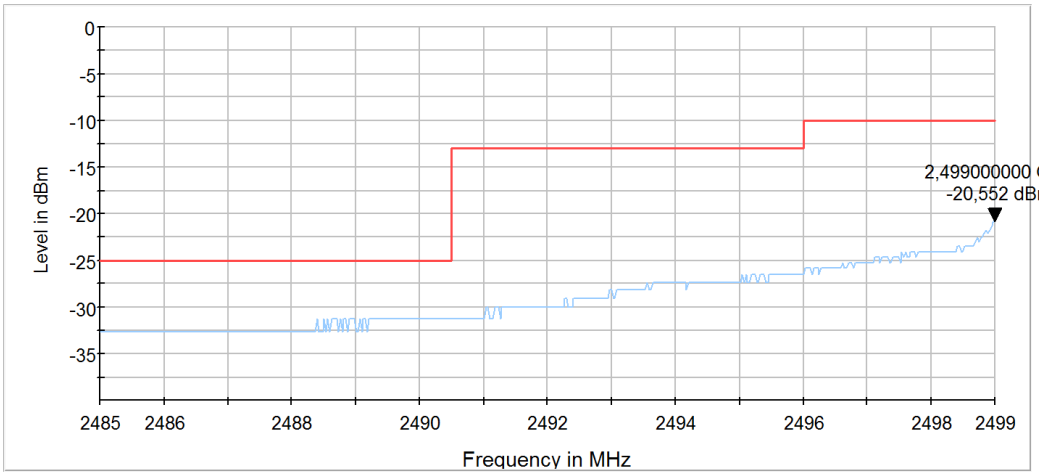

Diagram 56: 9.707b_SW1_LTE7_CH20825_BW15_RB75_LOW_16QAM

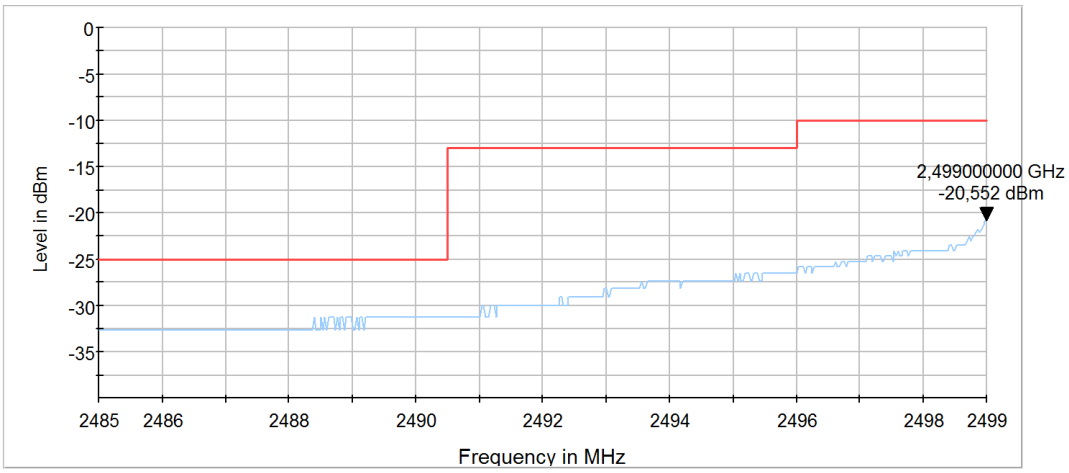

Diagram 57: 9.707b_SW2_LTE7_CH20825_BW15_RB75_LOW_16QAM

1.11.2. High Band-Edge

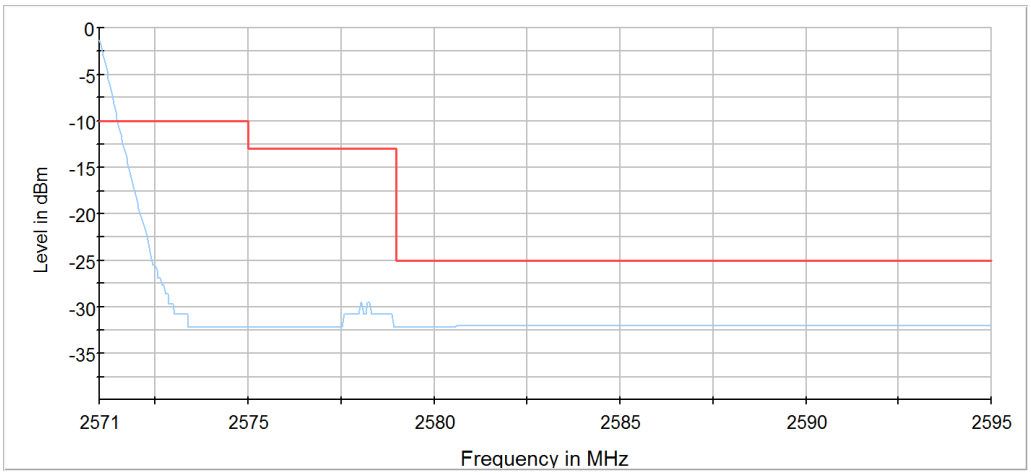

Diagram 58: 9.712a_SW1_LTE7_CH21400_BW10_RB1_HIGH_QPSK

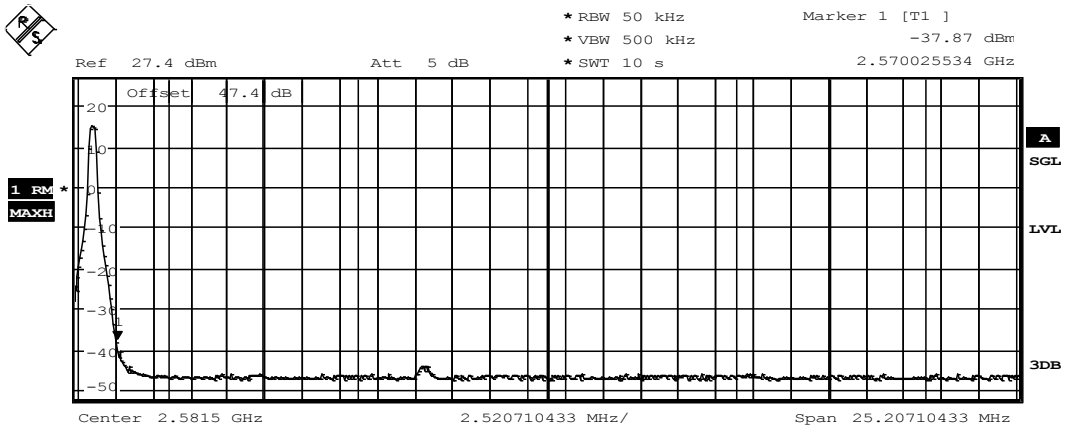

Channel	Bandwidth	Spacing	Lower	Upper
Tx Channel	**1.000 MHz**		**-34.49 dBm**	
Adjacent	1.000 MHz	1.000 MHz	-34.41 dBm	-34.44 dBm
Alternate	1.000 MHz	2.000 MHz	-34.49 dBm	-34.46 dBm
2nd Alt	1.000 MHz	3.000 MHz	-33.59 dBm	-34.46 dBm
3rd Alt	1.000 MHz	4.000 MHz	-34.36 dBm	-34.46 dBm
4th Alt	1.000 MHz	5.000 MHz	-34.43 dBm	-34.36 dBm
5th Alt	1.000 MHz	6.000 MHz	-34.40 dBm	-34.41 dBm
6th Alt	1.000 MHz	7.000 MHz	-34.38 dBm	-34.50 dBm
7th Alt	1.000 MHz	8.000 MHz	-34.28 dBm	-34.46 dBm
8th Alt	1.000 MHz	9.000 MHz	-34.36 dBm	-34.50 dBm
9th Alt	1.000 MHz	10.000 MHz	-34.21 dBm	-34.46 dBm
10th Alt	1.000 MHz	11.000 MHz	-31.20 dBm	-34.46 dBm
11th Alt	1.000 MHz	12.000 MHz	20.17 dBm	-34.47 dBm

Diagram 59: 9.712a_SW1_LTE7_CH21400_BW10_RB1_HIGH_QPSK_intBW

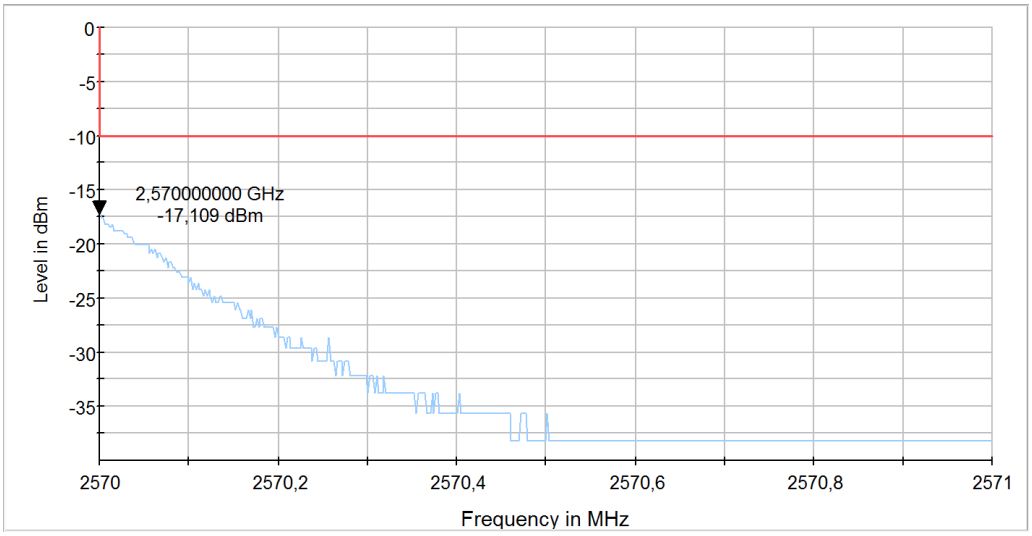

Diagram 60: 9.712a_SW2_LTE7_CH21400_BW10_RB1_HIGH_QPSK

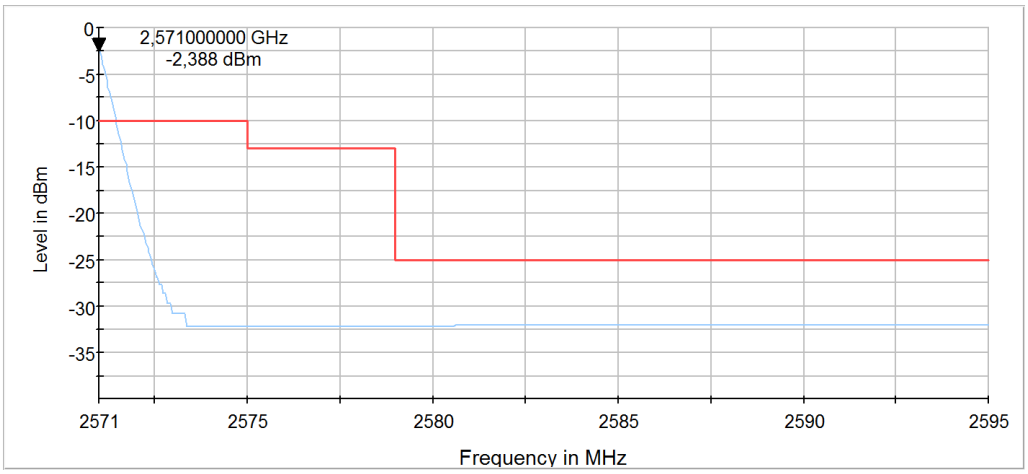

Diagram 61: 9.712b_SW1_LTE7_CH21400_BW10_RB1_HIGH_16QAM

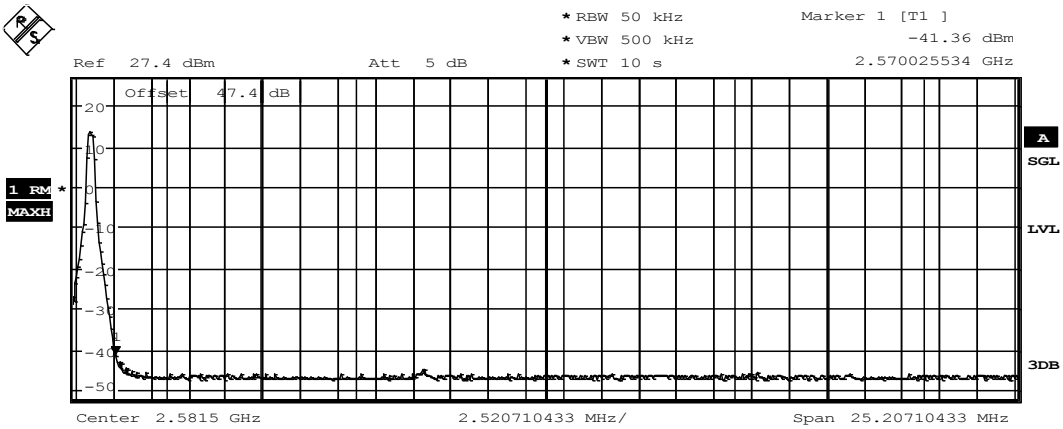

Channel	Bandwidth	Spacing	Lower	Upper
Tx Channel	**1.000 MHz**		**-34.47 dBm**	
Adjacent	1.000 MHz	1.000 MHz	-34.46 dBm	-34.48 dBm
Alternate	1.000 MHz	2.000 MHz	-34.45 dBm	-34.46 dBm
2nd Alt	1.000 MHz	3.000 MHz	-34.07 dBm	-34.41 dBm
3rd Alt	1.000 MHz	4.000 MHz	-34.42 dBm	-34.47 dBm
4th Alt	1.000 MHz	5.000 MHz	-34.43 dBm	-34.39 dBm
5th Alt	1.000 MHz	6.000 MHz	-34.46 dBm	-34.38 dBm
6th Alt	1.000 MHz	7.000 MHz	-34.46 dBm	-34.51 dBm
7th Alt	1.000 MHz	8.000 MHz	-34.35 dBm	-34.47 dBm
8th Alt	1.000 MHz	9.000 MHz	-34.38 dBm	-34.48 dBm
9th Alt	1.000 MHz	10.000 MHz	-34.28 dBm	-34.46 dBm
10th Alt	1.000 MHz	11.000 MHz	-32.36 dBm	-34.49 dBm
11th Alt	1.000 MHz	12.000 MHz	18.65 dBm	-34.47 dBm

Diagram 62: 9.712b_SW1_LTE7_CH21400_BW10_RB1_HIGH_16_QAM_intBW

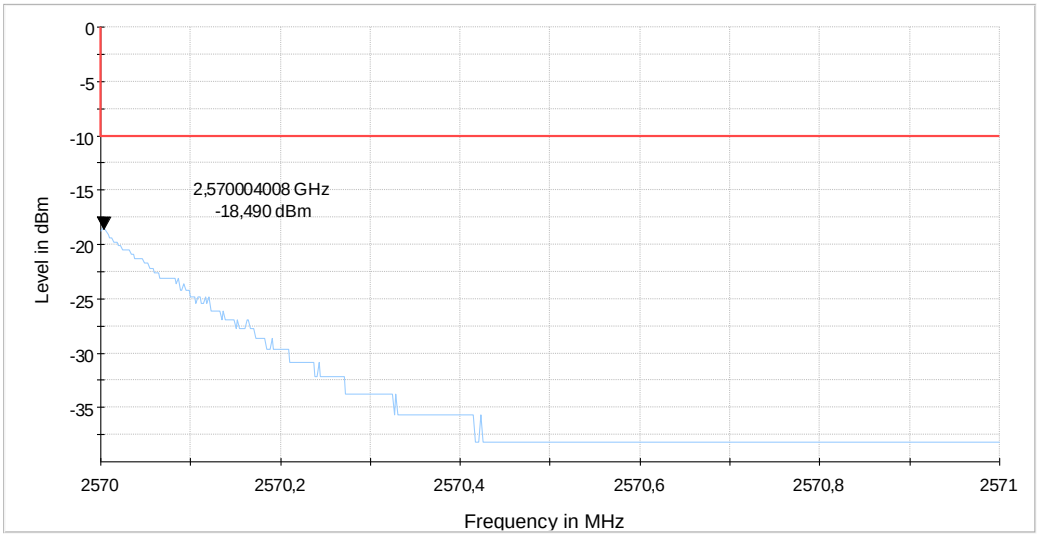

Diagram 63: 9.712b_SW2_LTE7_CH21400_BW10_RB1_HIGH_16QAM

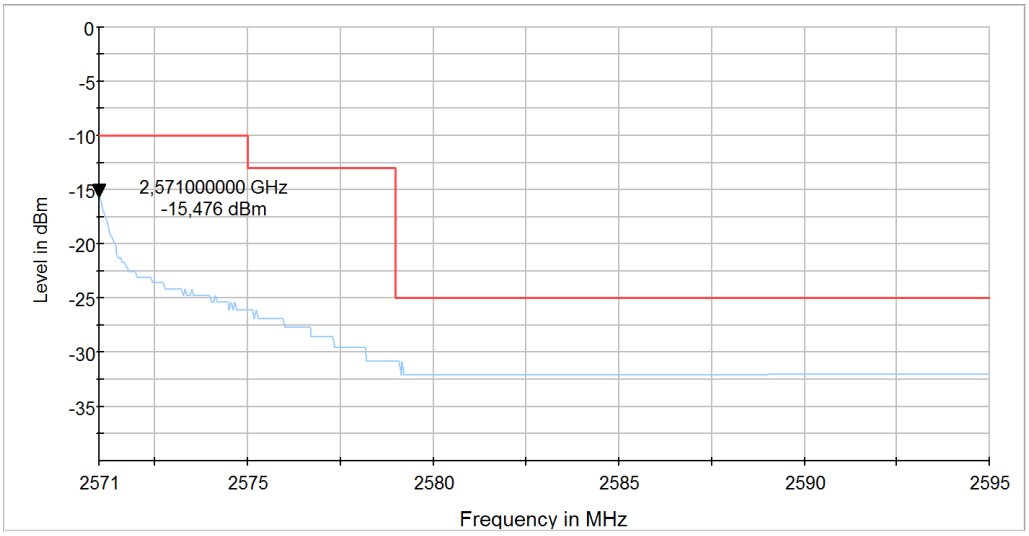

Diagram 64: 9.713a_SW1_LTE7_CH21400_BW10_RB1_HIGH_QPSK

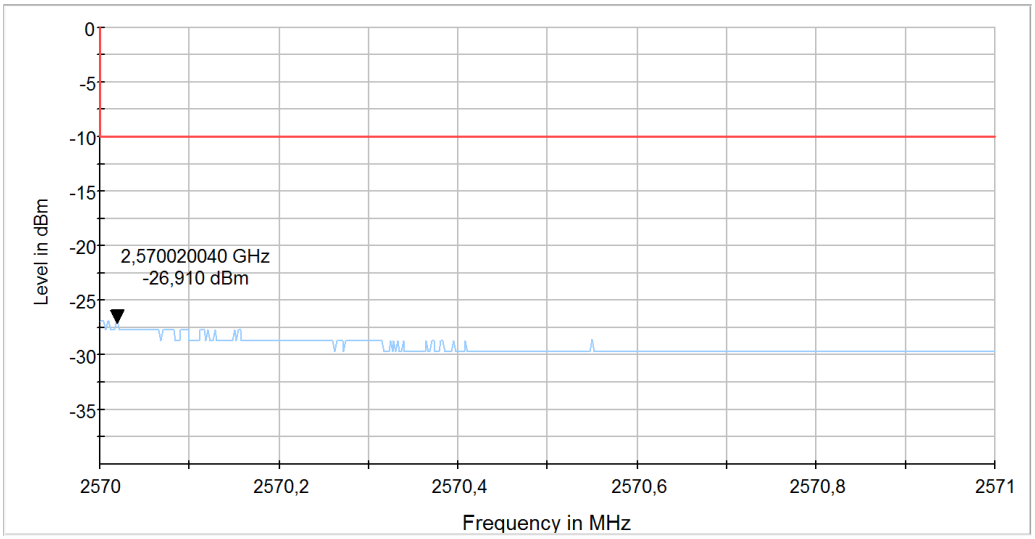

Diagram 65: 9.713a_SW2_LTE7_CH21400_BW10_RB50_HIGH_QPSK

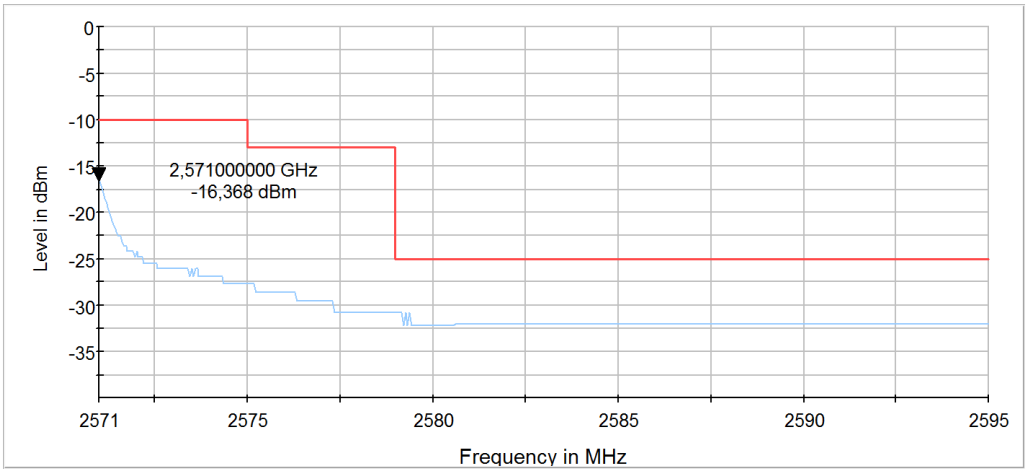

Diagram 66: 9.713b_SW1_LTE7_CH21400_BW10_RB1_HIGH_16QAM

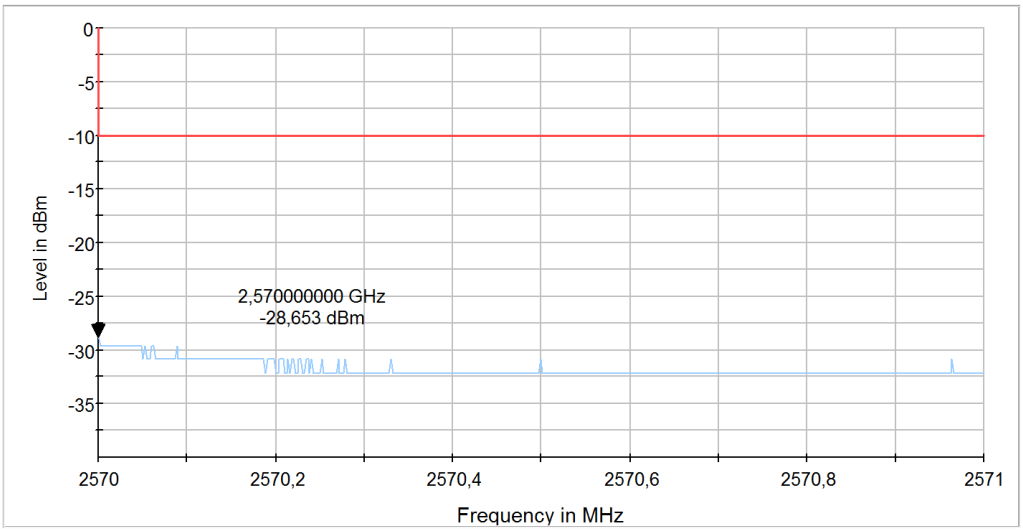

Diagram 67: 9.713b_SW2_LTE7_CH21400_BW10_RB50_HIGH_16QAM

1.12. Radiated emissions – band-edge (LTE Band 12)

1.12.1. Low Band-Edge

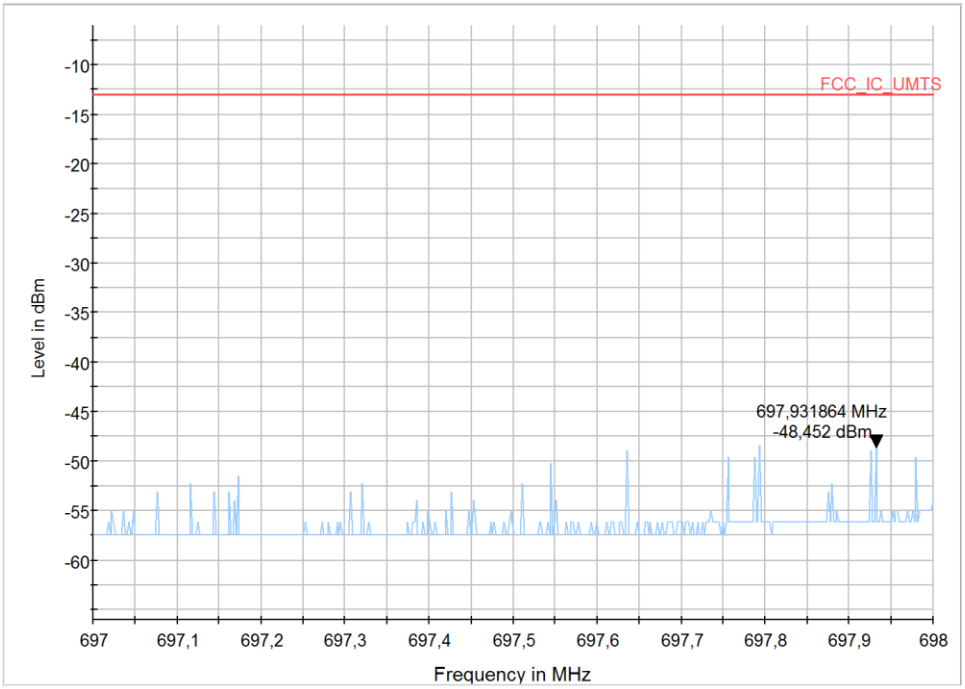

Diagram 68: 9.1203a_LTE12_CH23025_BW3_RB1low_QPSK

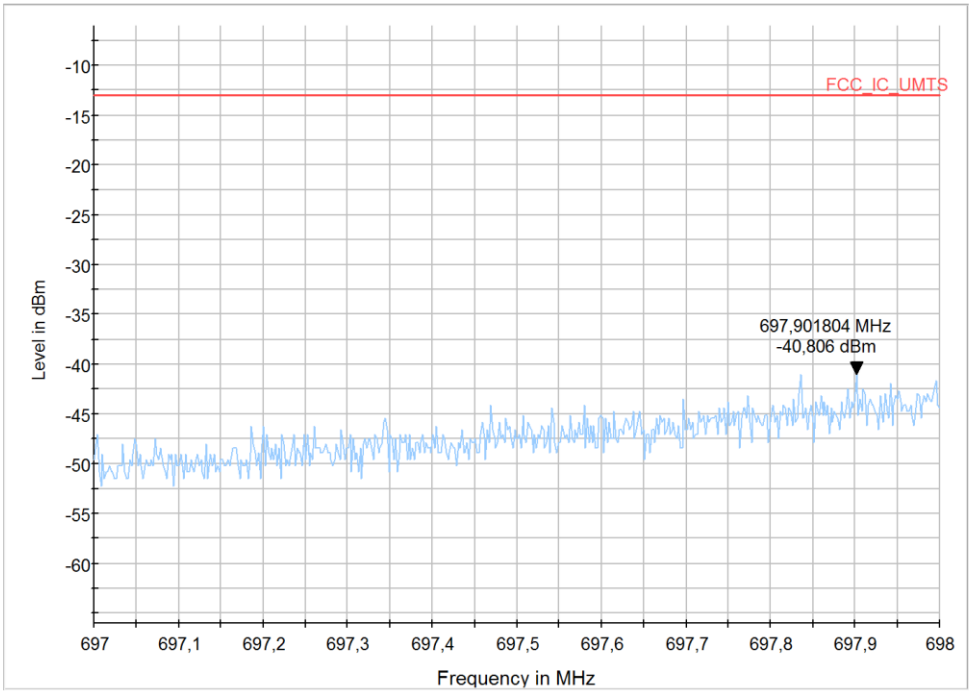

Diagram 69: 9.1203b_LTE12_CH23025_BW3_RB1low_16QAM

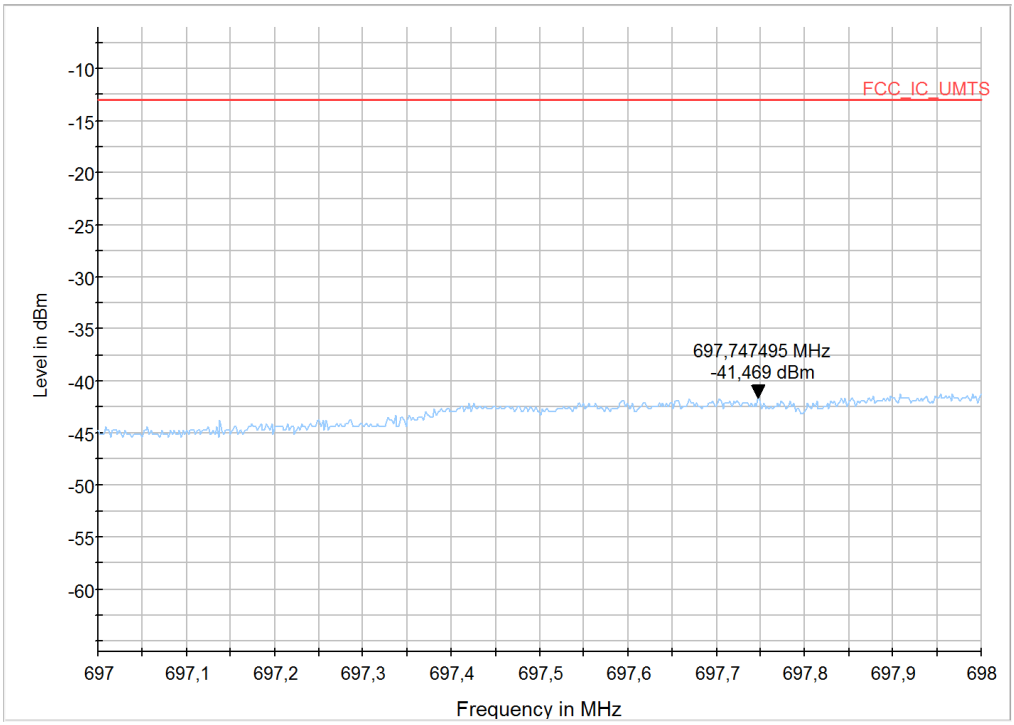

Diagram 70: 9.1204a_LTE12_CH23025_BW3_RB15low_QPSK

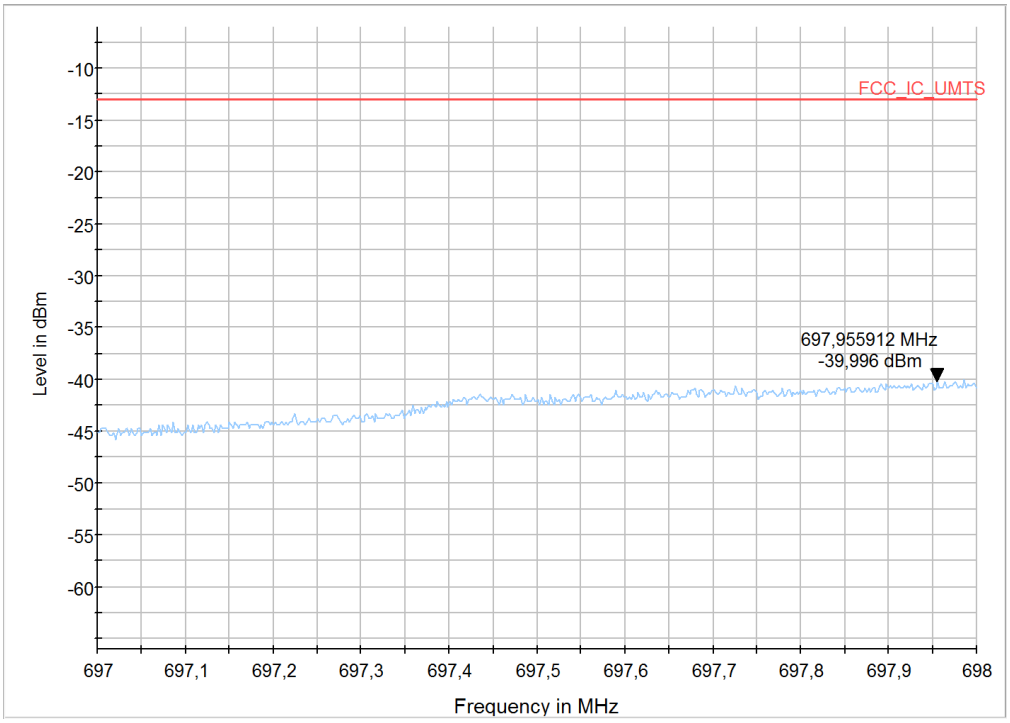

Diagram 71: 9.1204b_LTE12_CH23025_BW3_RB15low_16QAM

1.12.2. High Band-Edge

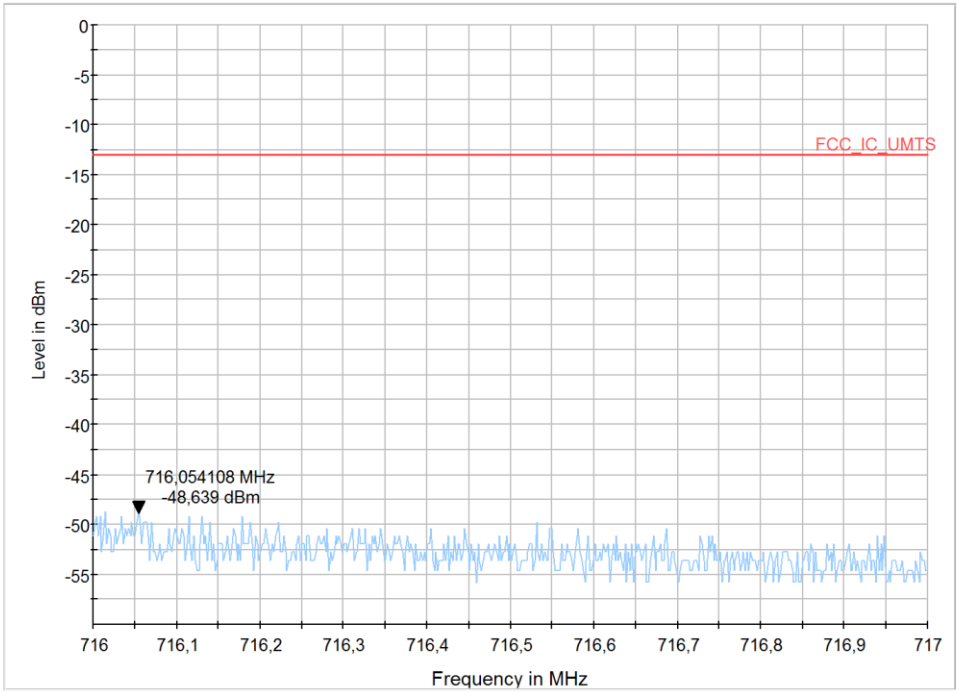

Diagram 72: 9.1210a_LTE12_CH23165_BW3_RB1high_QPSK

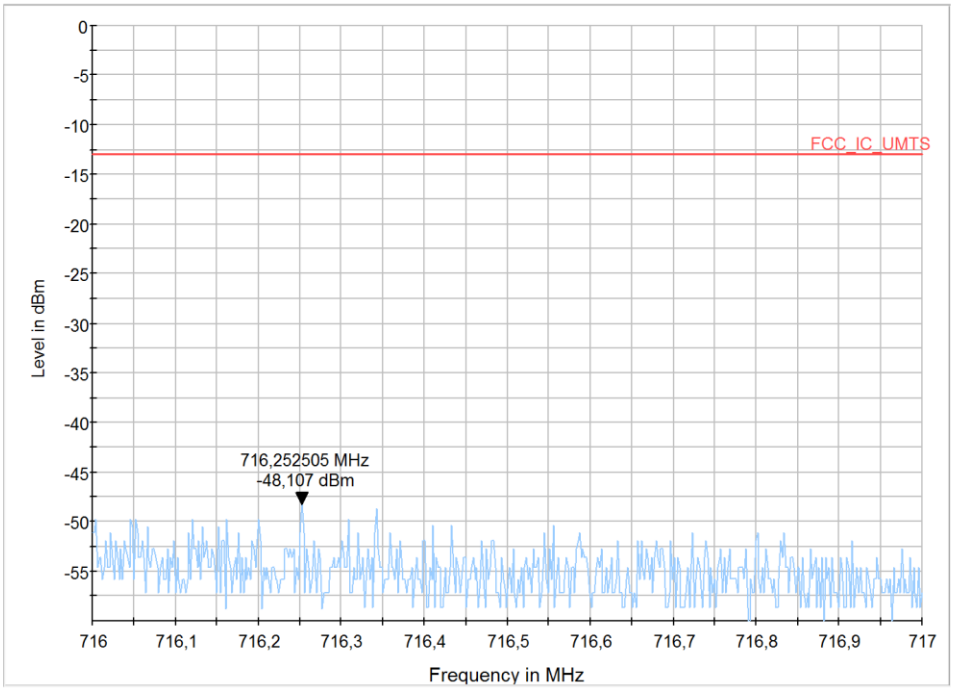

Diagram 73: 9.1211b_LTE12_CH23165_BW3_RB1high_16QAM

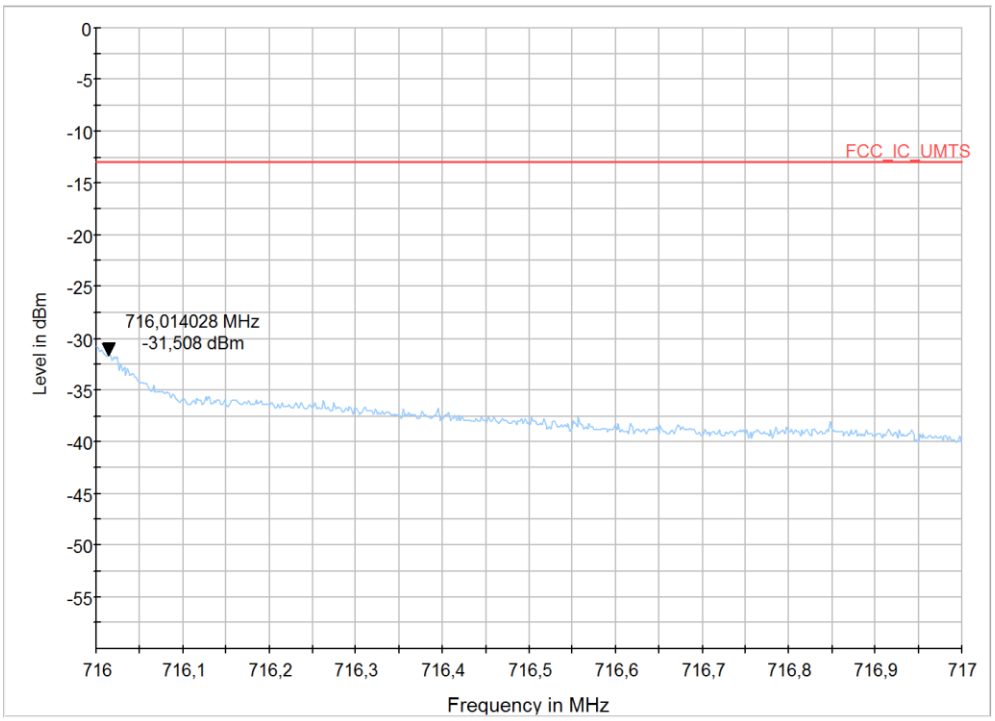

Diagram 74: 9.1212a_LTE12_CH23165_BW3_RB15high_QPSK

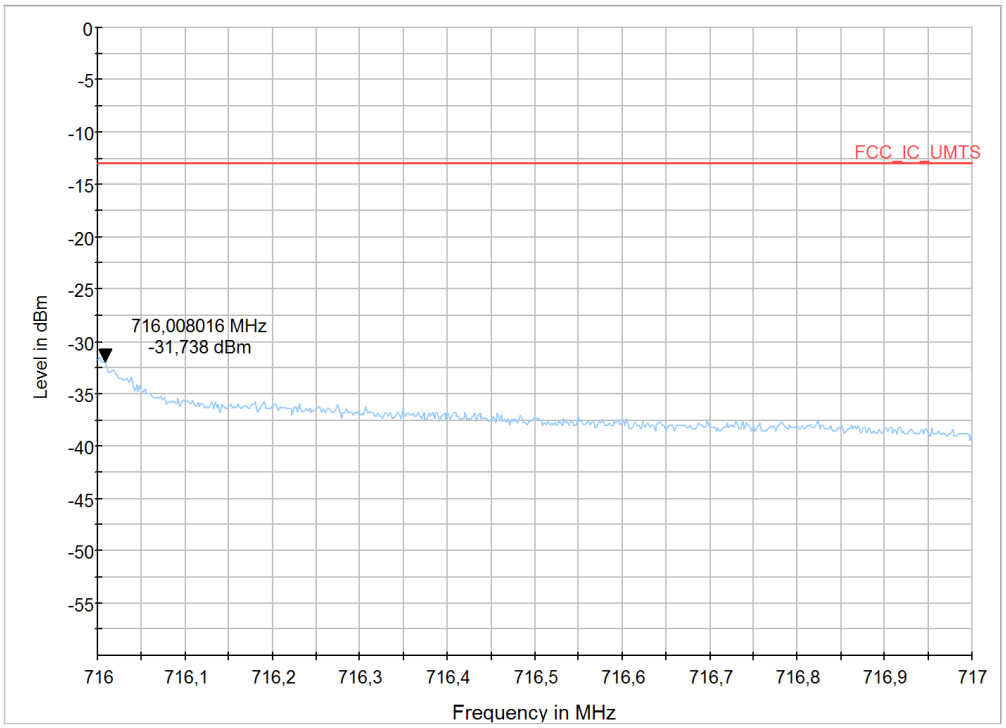

Diagram 75: 9.1212b_LTE12_CH23165_BW3_RB15high_16QAM