IST EMC LAB.

E M I S S I O N T E S T R E P O R T

Test report file No. : **03-IST-001/FB** Date of issue : Feb. 27, 2003

Model / Type No. : WTN-17WE2 ■ Basic ☐ Alternate

Kind of product : 17" LCD Monitor

Brand name : WOOYOUNG

Applicant : WOO YOUNG CO.,LTD.

Manufacturer : WOO YOUNG CO.,LTD.

License holder : WOO YOUNG CO.,LTD.

Address : Yoohwa Bldg. 7FL, 995-16 Daechi-Dong, Gangnam-Gu, Seoul, Korea

Test result according to the regulation(s)

■ Positive ☐ Negative

at page 3.

This test report with appendix consists of 22 pages. The test result only responds to the tested sample.
It is not allowed to copy this report even partly without the allowance of the Test Laboratory.
This equipment is complied with the applicable technical standards as indicated in the measurement report and was tested in accordance with the measurement procedures specified in ANSI C63.4-1992.

IST EMC Lab. San 21-8 Goan-Ri, Baekam-Myun, Yongin-Si, Kyunggi-Do, KOREA
International - Tel : 82-31 - 333 - 4093. Fax : 82-31 - 333 - 4094.
Domestic - Tel : 031 - 333 - 4093. Fax : 031 - 333 - 4094.

DIRECTORY

A) Documentation.

	Page
Directory	2
Test regulations	3
Information of Test Regulation	3
Equipment under Test	3 ~ 4
Test Conditions	5 ~ 6
Test Result	7
Measurement Uncertainty	8
Test-setup	9 ~ 11
Summary	22

B) Test Data.

Conducted emissions (Mains)	: 150 kHz - 30 MHz	12 ~ 14 17 ~ 19
Radiated emissions	: 30 MHz – 1 GHz	15 ~ 16 20 ~ 21

C) Appendix

IST EMC Lab. San 21-8 Goan-Ri, Baekam-Myun, Yongin-Si, Kyunggi-Do, KOREA
International - Tel : 82-31 - 333 - 4093. Fax : 82-31 - 333 - 4094.
Domestic - Tel : 031 - 333 - 4093. Fax : 031 - 333 - 4094.

TEST REGULATIONS

The tests were performed according to the following regulations ;

■ - FCC Part 15, Subpart B (Unintentional Radiators, Class B)

Information of Test Laboratory

IST EMC Lab.
San 21-8 Goan-Ri, Baekam-Myun, Yongin-Si, Kyunggi-Do, Korea
International - Tel : 82-31 - 333 - 4093. Fax : 82-31 - 333 - 4094.
Domestic - Tel : 031 - 333 - 4093. Fax : 031 - 333 - 4094.

EQUIPMENT UNDER TEST

Equipment Description :

Panel :	17” wide TFT LCD Active Area – 372.5 X 223.5 mm LM171W01-B3 (LG Philips Co.,Ltd.)
Resolution :	1024 x 768, 60 Hz (max.)
Dimension :	532(W) X 352(H) X 185(D) mm (with stand)
Power Consumption :	46 W
Power Supply Adapter :	Maker - Edac Power Electronics Co., Ltd. Model - EA1050A-120 Input - 100 ~ 240 Vac, 1.8 A, 50/60 Hz Output – 12 Vdc, 5.0 A
Power Supply Adapter : (Selectable)	Maker - Seronics Co., Ltd. Model – SAD5012SE Input - 100 ~ 240 Vac, 1.2 A, 50/60 Hz Output – 12 Vdc, 4.3 A

EQUIPMENT UNDER TEST

EUT Type :

☒ Table-Top.
☐ Floor-Standing.
☐ Table-Top and Floor-Standing(Combination).

Operation – mode of the E.U.T. :

The equipment under test was operated during the measurement under following conditions :

☐ Standby.
☒ Operational Condition : Scrolling "H" characters under MS Windows, at test mode of 1024 X 768, 60 Hz

Configuration of the equipment under test :

Following peripheral devices and interface cables were connected during the measurement :

Equipment	Type	Brand	Serial No.
PC	Vectra VL420MT	HP	SG23101784
Keyboard	SK-2502C	HP	M020321066
PS/2 Mouse	M-S48a	HP	LZC20602926
Serial Mouse	M-S428	Logitech	LCA53305547
Printer	A0302384	Northern Telecom	26633S60168

Connecting Interface Cables :
- Unshielded AC power cable : 1.8 m
- Unshielded DC power cable (with one ferrite core) : 1.7 m
- Shielded monitor's signal cable (with two ferrite core) : 1.4 m
- Shielded printer's signal cable (with two ferrite core) : 1.8 m
- Unshielded speaker's cable (with two ferrite core) : 1.9 m
- Unshielded RCA cable : 1.9 m
- Unshielded S-Video cable : 0.1 m (75 ohm termination)

IST EMC Lab. San 21-8 Goan-Ri, Baekam-Myun, Yongin-Si, Kyunggi-Do, KOREA
International - Tel : 82-31 - 333 - 4093. Fax : 82-31 - 333 - 4094.
Domestic - Tel : 031 - 333 - 4093. Fax : 031 - 333 - 4094.

TEST CONDITIONS

The **measurement of the conducted emissions (Interference voltage)** was performed in a shielded room.

Test location :

☒ Shielded room. No.1 ☐ Compact chamber 2

Used testing instruments :

Name	Type	Manufacturer	Calibration. Date	Serial Number
ESH 3	Test Receiver	Rohde & Schwarz	Jul. 25, 2002	892108/018
3725/2	LISN	EMCO	Aug. 22, 2002	9101-2068
KNW-407	LISN	Hyup-Rip	Aug. 21, 2002	8-883-10
ESH 3-Z2	Pulse Limiter	Rohde & Schwarz	Jul. 25, 2002	357.8810.52

Test - accessories :

Type	Manufacturer
Aneroid Barometer	Sato
Hygrometer	Sato

Measurement Procedures :

Conducted emissions measurments were made in accordance with ANSI G-63.4-1992, "Method of Measurement of Radio-Noise Emissions from Low-Voltage Electrical and Electronic Equipment in the Range of 9 kHz to 40 GHz". The measurement were performed over the frequency range of 0.15MHz to 30MHz using a 50? /50uH LISN as the input transducer to an EMI/Field Intensity Meter. The measurements were made with the detector set for "Peak" amplitude within an IF bandwidth of 10kHz or for "quasi-peak" within a bandwidth of 9kHz.

All used test-instruments as well as the test-accessories are calibrated regularly.

Test engineer :

S. G. Kim / Research Engineer
IST EMC Lab.

IST EMC Lab. San 21-8 Goan-Ri, Baekam-Myun, Yongin-Si, Kyunggi-Do, KOREA
International - Tel : 82-31 - 333 - 4093. Fax : 82-31 - 333 - 4094.
Domestic - Tel : 031 - 333 - 4093. Fax : 031 - 333 - 4094.

The **measurement of the radiated emissions (Electric field)** in the frequency range from 30 MHz to 1GHz was performed in horizontal and vertical antenna polarization at a open-site which meet the site attenuation requirement of ANSI C63.4-1992 and a test distance of :

Location :	☒ Open Site No. 1	☐ Open Site No. 2	☐ Open Site No. 3
Distance :	☒ 3 meters	☐ 10 meters	

Used testing instruments :

Name	Type	Manufacturer	Calibration. Date	Serial Number
ESVP	Test Receiver	Rohde & Schwarz	Aug. 16, 2002	861744/004
VULB 9160	Antenna	Schwarzbeck	Jul. 10, 2002	3048

Test - accessories :

Type	Manufacturer
Aneroid Barometer	Sato
Hygrometer	Sato

Measurement procedures

Radiated measurements were in accordance with ANSI C63.4-1992 "Method of Measurement of Radio-Noise Emissions from Low-Voltage Electrical and Electronic Equipment in the Range of 9 kHz to 40 GHz". The measurements were performed over the frequency range of 30MHz to 1GHz using antenna as the input transducer to a EMI/Field Intensity Meter. The measurements were made with the detector set for "quasi-peak" within a bandwidth of 120kHz.

All used test-instruments as well as the test-accessories are calibrated regularly.

Test engineer :

S. G. Kim / Research Engineer
IST EMC Lab.

IST EMC Lab. San 21-8 Goan-Ri, Baekam-Myun, Yongin-Si, Kyunggi-Do, KOREA
International - Tel : 82-31 - 333 - 4093. Fax : 82-31 - 333 - 4094.
Domestic - Tel : 031 - 333 - 4093. Fax : 031 - 333 - 4094.

TEST RESULT

Conducted emissions : 150 kHz - 30 MHz

The requirements are.

☒ KEPT ☐ NOT KEPT

Min. limit margin

Edac Adapter : 7.0 dB at 0.179 MHz

Seronics Adapter : 13.0 dB at 3.575 MHz

Remarks : See test-data at pages 12 ~ 14, 17 ~ 19.

Radiated emissions (electric field) 30 MHz - 1000 MHz

The requirements are.

☒ KEPT ☐ NOT KEPT

Min. limit margin

Edac Adapter : 3.1 dB at 405.0 MHz

Seronics Adapter : 3.2 dB at 405.0 MHz

Remarks : See test-data at page 15 ~ 16, 20 ~ 21.

IST EMC Lab. San 21-8 Goan-Ri, Baekam-Myun, Yongin-Si, Kyunggi-Do, KOREA
International - Tel : 82-31 - 333 - 4093. Fax : 82-31 - 333 - 4094.
Domestic - Tel : 031 - 333 - 4093. Fax : 031 - 333 - 4094.

Measurement Uncertainty Calculation

The measurement uncertainties stated were calculated in accordance with the requirements of NIST Technical Note 1297 and NIS 81 (1994).

Contribution (Conducted Emissions)	Probability Distribution	Uncertainty (±dB) 0.15-30MHz
Receiver Specification	Rectangular	1.5
LISN Coupling Specification	Rectangular	1.5
Cable and Input Attenuator Calibration	Normal (k=2)	0.5
Mismatch to Reciver	U-Shaped	-0.8 / +0.7
System Repeatability	Normal (k=1)	0.2
Combined Standard Uncertainty	Normal (k=2)	-1.85 / +1.71
Expanded Uncertainty U	Normal (k=2)	-3.7 / +3.42

$U_{c,\min us}$ = -1.85, $U_{c,plus}$ = 1.71

U = -3.70 / +3.42 (k=2, 95.45% confidence level)

Contribution (Radiated Emissions)	Probability Distribution	Uncertainties(±dB) 3 m
Antenna		
Factor	Normal (k=2)	0.9968
Frequency Interpolation	Rectangular	0.1039
Height Variation	Rectangular	-2.6 / +1.5
Directivity Difference	Rectangular	-1.0 / +0
Phase Center Location	Rectangular	1.0
Cable Loss	Normal (k=2)	0.5
Receiver		
Voltage Accuracy	Normal (k=2)	2.0
Pulse Response	Rectangular	1.5
Absolute Repetition Rate	Rectangular	1.5
Mismatch to Receiver $\lvert G_{antenna} \rvert = 0.33$ $\lvert G_{receiver} \rvert = 0.33$	U-Shaped	-1.0 / +0.9
System Repeatability	Std Deviation	0.5
Combined Standard Uncertainty	Normal	-2.6048 / 2.2775
Expanded Uncertainty U	Normal (k=2)	-5.21 / +4.55

$U_{c,\min us}$ = -2.6048, $U_{c,plus}$ = 2.2775

U = -5.21 / +4.55 (k=2, 95.45% confidence level)

IST EMC Lab. San 21-8 Goan-Ri, Baekam-Myun, Yongin-Si, Kyunggi-Do, KOREA
International - Tel : 82-31 - 333 - 4093. Fax : 82-31 - 333 - 4094.
Domestic - Tel : 031 - 333 - 4093. Fax : 031 - 333 - 4094.

TEST SETUP (Drawings)

Type : WTN-17WE2

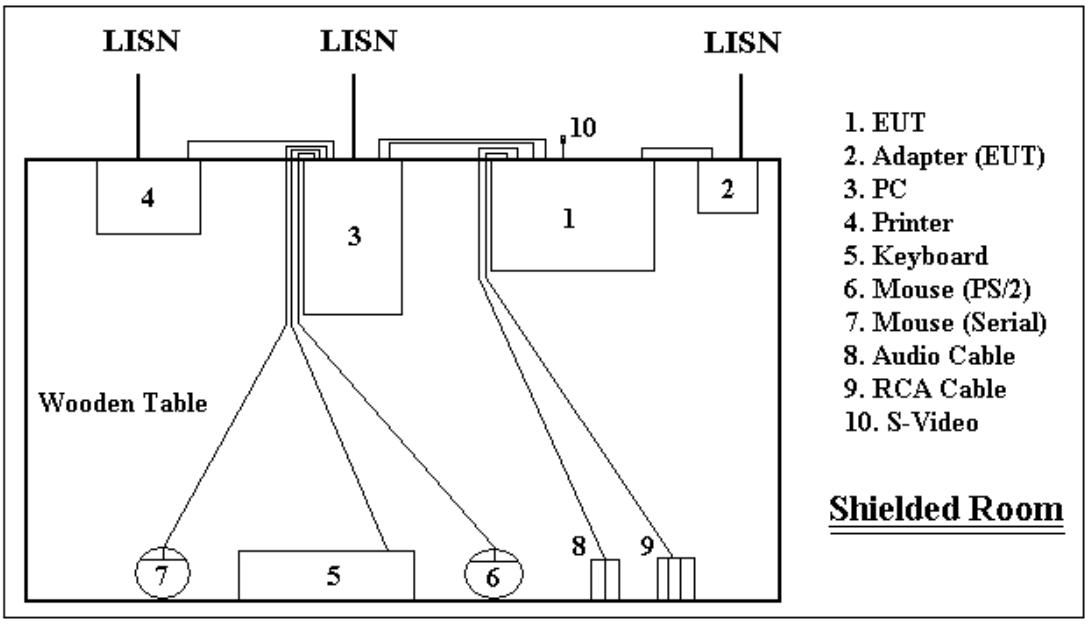

Conducted Emissions 150kHz - 30 MHz

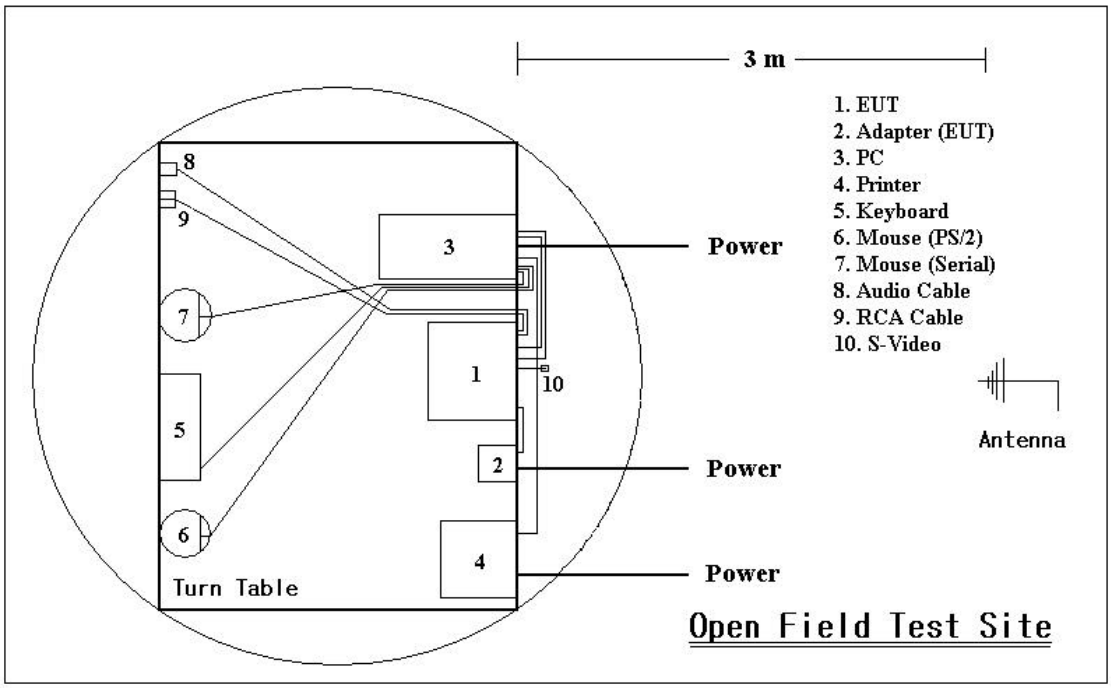

Radiated Emissions 30 MHz - 1000 MHz

IST EMC Lab. San 21-8 Goan-Ri, Baekam-Myun, Yongin-Si, Kyunggi-Do, KOREA
International - Tel : 82-31 - 333 - 4093. Fax : 82-31 - 333 - 4094.
Domestic - Tel : 031 - 333 - 4093. Fax : 031 - 333 - 4094.

TEST SETUP (Photos)

Type : WTN-17WE2

Conducted Emissions 150kHz - 30 MHz

IST EMC Lab. San 21-8 Goan-Ri, Baekam-Myun, Yongin-Si, Kyunggi-Do, KOREA
International - Tel : 82-31 - 333 - 4093. Fax : 82-31 - 333 - 4094.
Domestic - Tel : 031 - 333 - 4093. Fax : 031 - 333 - 4094.

TEST SETUP (Photos)

Type : WTN-17WE2

Radiated Emissions 30MHz - 1000 MHz

IST EMC Lab. San 21-8 Goan-Ri, Baekam-Myun, Yongin-Si, Kyunggi-Do, KOREA
International - Tel : 82-31 - 333 - 4093. Fax : 82-31 - 333 - 4094.
Domestic - Tel : 031 - 333 - 4093. Fax : 031 - 333 - 4094.

Conducted Emission Test Data

Type	WTN-17WE2		
Manufacturer	WOO YOUNG CO.,LTD.		
Operation mode	Scrolling "H" pattern display at 1024 x 768, 60 Hz		
Environmental Conditon	Temperature	:	18 ?C
	Humidity	:	40 %
	Atmospheric pressure	:	1000 mbar
Date	Feb. 21, 2003		

Highest Emissions ralative to the limit

[Edac Adapter]

Frequency [MHz]	Reading [dB?V]		Phase	Insertion Loss (LISN)	Limit [dB?V]		Margin [dB]	
	Q-peak	AV			Q-peak	AV	Q-peak	AV
0.179	56.7	45.0	L1	0.8	64.5	54.5	7.0	8.7
0.239	51.9	39.8		0.8	62.1	52.1	9.4	11.5
0.299	44.2	34.9		0.8	60.3	50.3	15.3	14.6
0.418	36.7	30.3		0.8	57.5	47.5	20.0	16.4
3.364	30.2	22.5		0.8	56.0	46.0	25.0	22.7
4.196	25.9	15.0		0.8	56.0	46.0	29.3	30.2
0.177	53.4	42.6	N	0.8	64.5	54.5	10.3	11.1
0.238	47.9	37.6		0.8	62.2	52.2	13.5	13.8
0.297	41.9	33.1		0.8	60.3	50.3	17.6	16.4
0.355	36.2	28.5		0.8	58.8	48.8	21.8	19.5
2.997	27.8	18.9		0.8	56.0	46.0	27.4	26.3
4.805	33.2	27.9		0.8	56.0	46.0	22.0	17.3
Cable loss are less than 0.1 dB								

*L1 : Live Line

**N : Neutral Line

*** **Please refer to data graphs at page 13 ~ 14.**

Coverage factor of k=2 will ensure that the level of confidence will be approximately 95.45%,
Uncertainty U = -3.70 / +3.42 [dB]

IST EMC Lab. San 21-8 Goan-Ri, Baekam-Myun, Yongin-Si, Kyunggi-Do, KOREA
International - Tel : 82-31 - 333 - 4093. Fax : 82-31 - 333 - 4094.
Domestic - Tel : 031 - 333 - 4093. Fax : 031 - 333 - 4094.

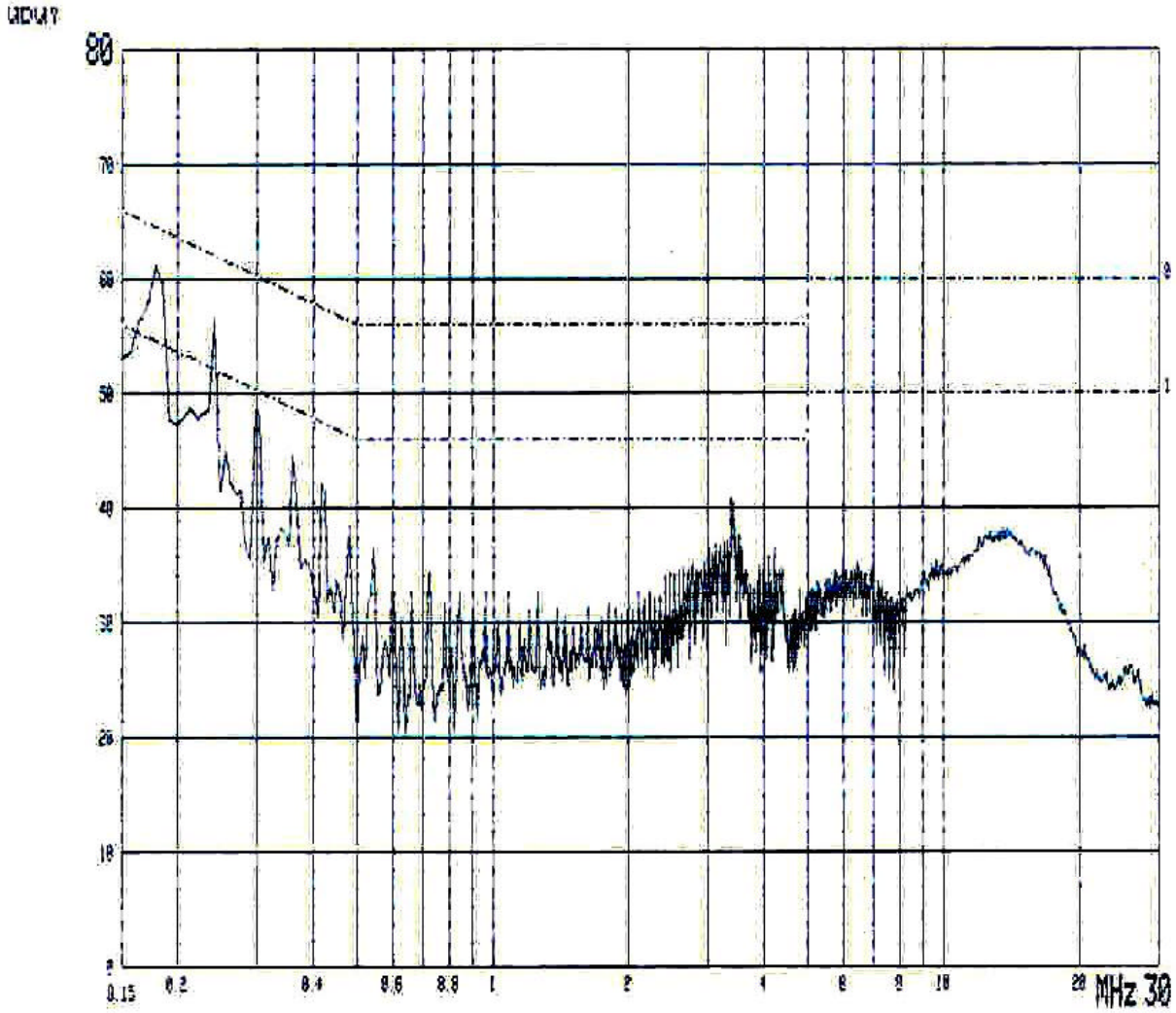

MODEL NAME : WTN-17WE2(Edac Adapter)
120Vac 60Hz PHASE : L1

IST EMC Lab. San 21-8 Goan-Ri, Baekam-Myun, Yongin-Si, Kyunggi-Do, KOREA
International - Tel : 82-31 - 333 - 4093. Fax : 82-31 - 333 - 4094.
Domestic - Tel : 031 - 333 - 4093. Fax : 031 - 333 - 4094.

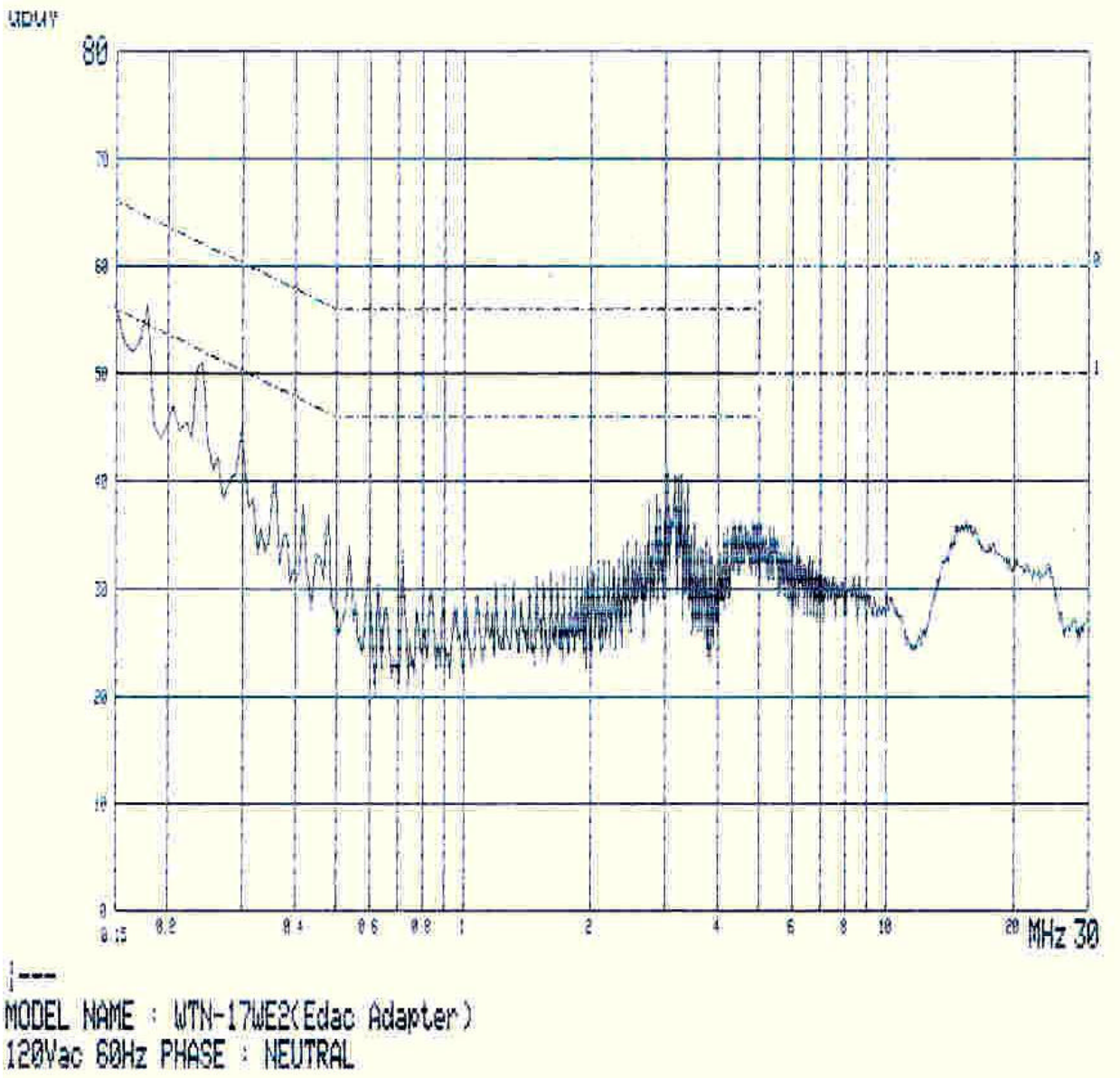

IST EMC Lab. San 21-8 Goan-Ri, Baekam-Myun, Yongin-Si, Kyunggi-Do, KOREA
International - Tel : 82-31 - 333 - 4093. Fax : 82-31 - 333 - 4094.
Domestic - Tel : 031 - 333 - 4093. Fax : 031 - 333 - 4094.

Radiation Test Data

Type	WTN-17WE2		
Manufacturer	WOO YOUNG CO.,LTD.		
Operation mode	Scrolling "H" pattern display at 1024 x 768, 60 Hz		
Environmental Conditon	Temperature	:	13 ?C
	Humidity	:	40 %
	Atmospheric pressure	:	1000 mbar
Test distance	3 m		
Antenna	VULB9160		
Date	Feb. 24, 2003		

Highest Emissions ralative to the limit

[Edac Adapter]

Freq. [MHz]	Reading [dBuV]	Antenna Factor [dB]	Cable Loss [dB]	Angle [deg]	Height [cm]	Polar [H/V]	Result [dBuV]	Limit [dBuV]	Margin [dB]
78.3	17.5	8.2	1.6	225	100	V	27.3	40.0	12.7
110.1	17.6	9.4	1.9	94	100	V	28.9	43.5	14.6
132.8	20.7	10.7	2.1	0	121	H	33.5	43.5	10.0
136.1	21.0	11.0	2.1	0	100	H	34.1	43.5	9.4
142.5	21.0	11.7	2.2	0	100	H	34.9	43.5	8.6
149.1	18.5	12.1	2.3	0	186	H	32.9	43.5	10.6
162.0	21.6	12.3	2.3	11	165	H	36.2	43.5	7.3
181.9	18.0	10.3	2.4	0	127	H	30.7	43.5	12.8
193.3	20.4	9.0	2.5	19	100	V	31.9	43.5	11.6
194.8	22.6	8.9	2.5	80	100	V	34.0	43.5	9.5
243.0	29.5	10.4	2.9	0	100	H	42.8	46.0	3.2
324.0	25.1	11.7	3.4	0	126	V	40.2	46.0	5.8
389.7	25.8	12.9	4.1	317	100	V	42.8	46.0	3.2
405.0	25.3	13.3	4.3	309	100	V	42.9	46.0	3.1
405.0	24.5	13.3	4.3	0	171	H	42.1	46.0	3.9
454.7	24.1	14.0	4.5	7	100	V	42.6	46.0	3.4
648.0	17.3	17.1	4.9	353	106	V	39.3	46.0	6.7
667.4	10.2	17.6	5.0	0	123	V	32.8	46.0	13.2

Coverage factor of k=2 will ensure that the level of confidence will be approximately 95.45%,
Uncertainty U = -5.21 / +4.55 [dB]

IST EMC Lab. San 21-8 Goan-Ri, Baekam-Myun, Yongin-Si, Kyunggi-Do, KOREA
International - Tel : 82-31 - 333 - 4093. Fax : 82-31 - 333 - 4094.
Domestic - Tel : 031 - 333 - 4093. Fax : 031 - 333 - 4094.

MEASUREMENT OF DISTURBANCE RADIATION

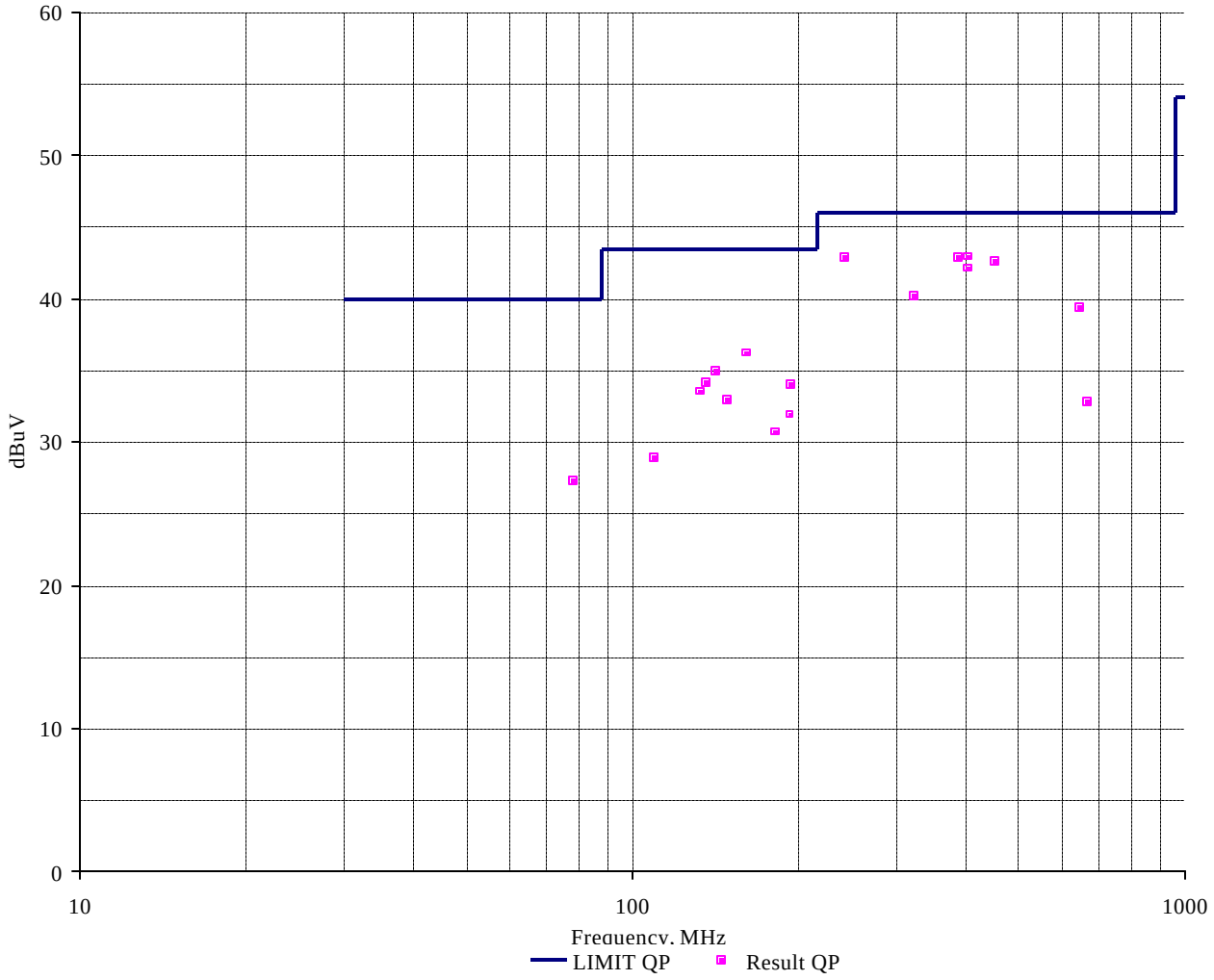

IST EMC Lab. San 21-8 Goan-Ri, Baekam-Myun, Yongin-Si, Kyunggi-Do, KOREA
International - Tel : 82-31 - 333 - 4093. Fax : 82-31 - 333 - 4094.
Domestic - Tel : 031 - 333 - 4093. Fax : 031 - 333 - 4094.

Conducted Emission Test Data

Type	WTN-17WE2		
Manufacturer	WOO YOUNG CO.,LTD.		
Operation mode	Scrolling "H" pattern display at 1024 x 768, 60 Hz		
Environmental Conditon	Temperature	:	18 ?C
	Humidity	:	40 %
	Atmospheric pressure	:	1000 mbar
Date	Feb. 21, 2003		

Highest Emissions ralative to the limit

[Seronics Adapter]

Frequency [MHz]	Reading [dB?V]		Phase	Insertion Loss (LISN)	Limit [dB?V]		Margin [dB]	
	Q-peak	AV			Q-peak	AV	Q-peak	AV
0.194	44.0	39.9	L1	0.8	63.8	53.8	19.0	13.9
0.260	34.1	31.2		0.8	61.4	51.4	26.5	19.4
3.575	33.1	32.2		0.8	56.0	46.0	22.1	13.0
3.702	32.4	30.7		0.8	56.0	46.0	22.8	14.5
6.695	34.8	33.7		0.8	60.0	50.0	24.4	15.5
26.913	33.7	29.8		0.8	60.0	50.0	25.5	19.4
0.195	42.4	34.8	N	0.8	63.8	53.8	20.6	18.2
0.456	34.2	29.2		0.8	56.8	46.8	21.8	16.8
4.205	19.8	16.5		0.8	56.0	46.0	35.4	28.7
6.572	35.8	34.9		0.8	60.0	50.0	23.4	14.3
18.285	32.8	27.2		0.8	60.0	50.0	26.4	22.0
26.810	32.9	29.2		0.8	60.0	50.0	26.3	20.0
Cable loss are less than 0.1 dB								

*L1 : Live Line

**N : Neutral Line

*** **Please refer to data graphs at page 18 ~ 19.**

Coverage factor of k=2 will ensure that the level of confidence will be approximately 95.45%,
Uncertainty U = -3.70 / +3.42 [dB]

IST EMC Lab. San 21-8 Goan-Ri, Baekam-Myun, Yongin-Si, Kyunggi-Do, KOREA
International - Tel : 82-31 - 333 - 4093. Fax : 82-31 - 333 - 4094.
Domestic - Tel : 031 - 333 - 4093. Fax : 031 - 333 - 4094.

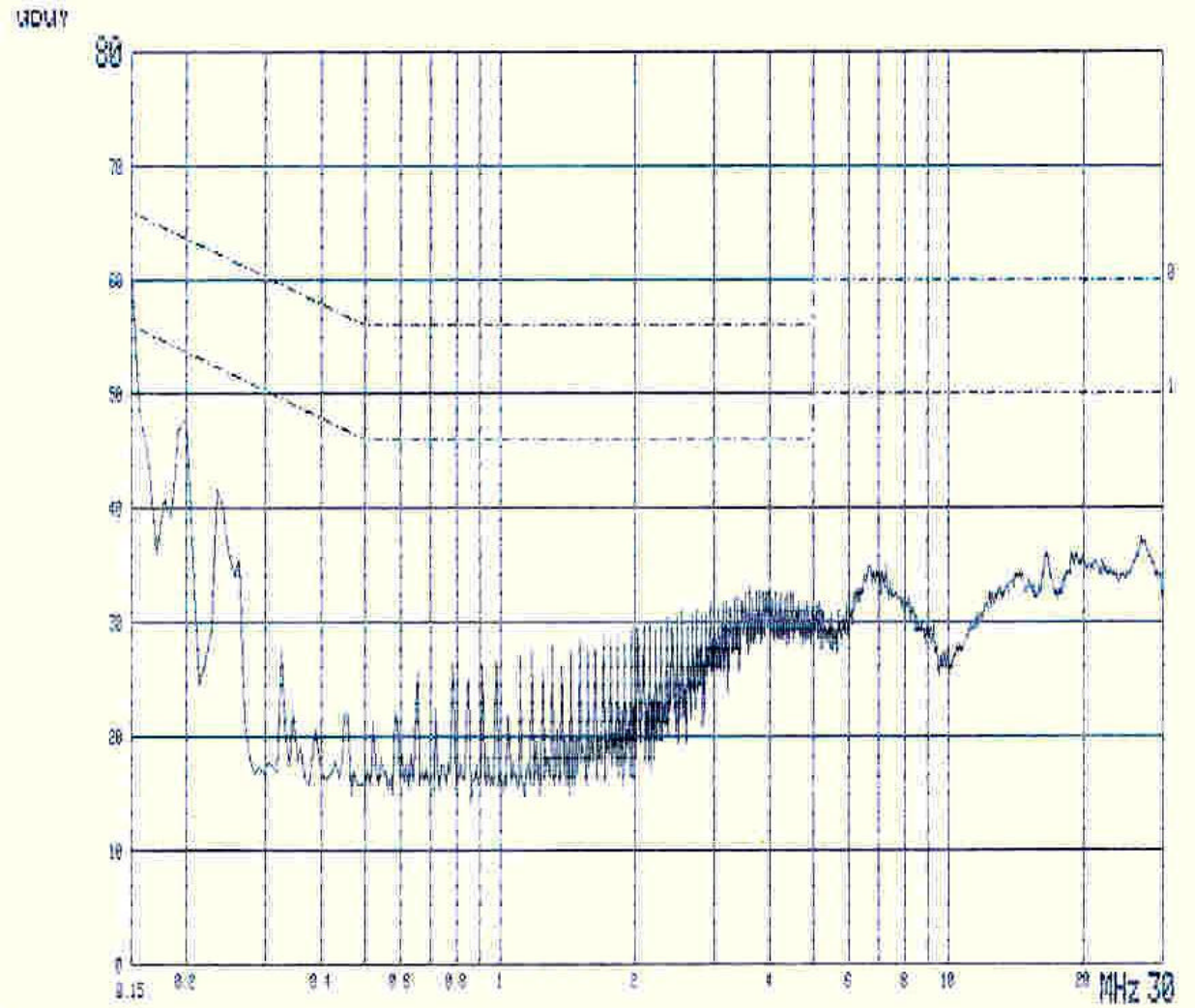

MODEL NAME : WTN-17WE2(Seronics Adapter)
120Vac 60Hz PHASE : L1

IST EMC Lab. San 21-8 Goan-Ri, Baekam-Myun, Yongin-Si, Kyunggi-Do, KOREA
International - Tel : 82-31 - 333 - 4093. Fax : 82-31 - 333 - 4094.
Domestic - Tel : 031 - 333 - 4093. Fax : 031 - 333 - 4094.

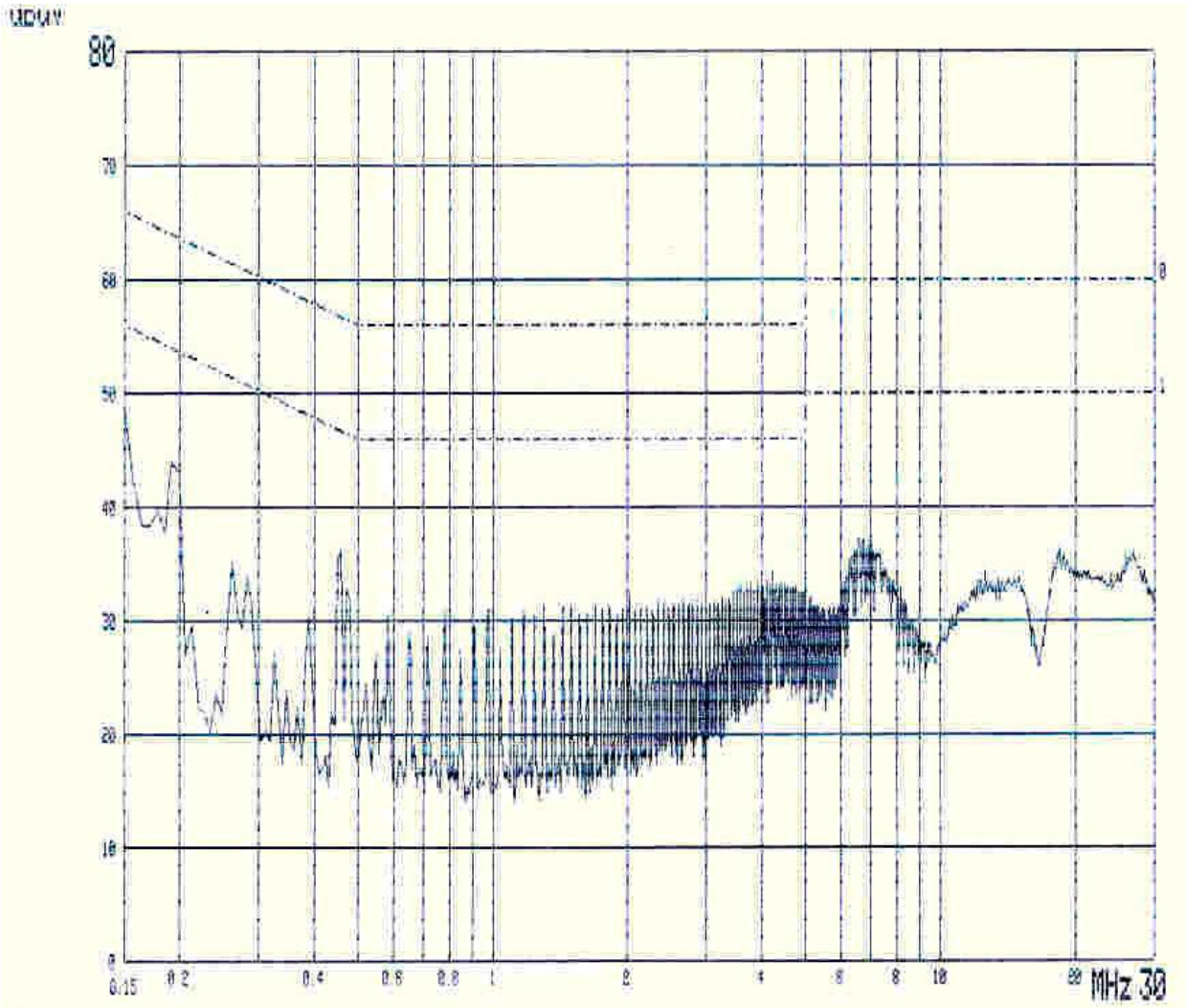

MODEL NAME : WTN-17WE2(Seronics Adapter)
120Vac 60Hz PHASE : NEUTRAL

IST EMC Lab. San 21-8 Goan-Ri, Baekam-Myun, Yongin-Si, Kyunggi-Do, KOREA
International - Tel : 82-31 - 333 - 4093. Fax : 82-31 - 333 - 4094.
Domestic - Tel : 031 - 333 - 4093. Fax : 031 - 333 - 4094.

Radiation Test Data

Type	WTN-17WE2		
Manufacturer	WOO YOUNG CO.,LTD.		
Operation mode	Scrolling "H" pattern display at 1024 x 768, 60 Hz		
Environmental Conditon	Temperature	:	13 ?C
	Humidity	:	40 %
	Atmospheric pressure	:	1000 mbar
Test distance	3 m		
Antenna	VULB9160		
Date	Feb. 24, 2003		

Highest Emissions ralative to the limit

[Seronics Adapter]

Freq. [MHz]	Reading [dBuV]	Antenna Factor [dB]	Cable Loss [dB]	Angle [deg]	Height [cm]	Polar [H/V]	Result [dBuV]	Limit [dBuV]	Margin [dB]
80.3	19.1	7.7	1.6	195	100	V	28.4	40.0	11.6
81.0	19.8	7.7	1.6	190	100	V	29.1	40.0	10.9
132.4	19.5	10.6	2.1	320	100	V	32.2	43.5	11.3
134.5	20.5	10.9	2.1	320	100	V	33.5	43.5	10.0
136.0	21.0	11.0	2.1	0	181	H	34.1	43.5	9.4
136.7	20.4	11.1	2.1	302	100	V	33.6	43.5	9.9
142.5	21.0	11.7	2.2	0	120	H	34.9	43.5	8.6
149.0	20.3	12.1	2.3	218	184	H	34.7	43.5	8.8
162.0	20.6	12.3	2.3	24	181	H	35.2	43.5	8.3
181.4	20.8	10.3	2.4	24	181	H	33.5	43.5	10.0
194.9	22.6	8.9	2.5	348	100	V	34.0	43.5	9.5
243.0	28.9	10.4	2.9	0	100	H	42.2	46.0	3.8
324.0	25.9	11.7	3.4	0	133	V	41.0	46.0	5.0
389.7	13.6	12.9	4.1	309	100	V	42.6	46.0	3.4
405.0	25.2	13.3	4.3	170	113	V	42.8	46.0	3.2
454.7	20.2	14.0	4.5	222	123	V	38.7	46.0	7.3
647.9	16.4	17.1	4.9	158	129	V	38.4	46.0	7.6
667.4	9.1	17.6	5.0	188	100	V	31.7	46.0	14.3

Coverage factor of k=2 will ensure that the level of confidence will be approximately 95.45%,
Uncertainty U = -5.21 / +4.55 [dB]

IST EMC Lab. San 21-8 Goan-Ri, Baekam-Myun, Yongin-Si, Kyunggi-Do, KOREA
International - Tel : 82-31 - 333 - 4093. Fax : 82-31 - 333 - 4094.
Domestic - Tel : 031 - 333 - 4093. Fax : 031 - 333 - 4094.

MEASUREMENT OF DISTURBANCE RADIATION

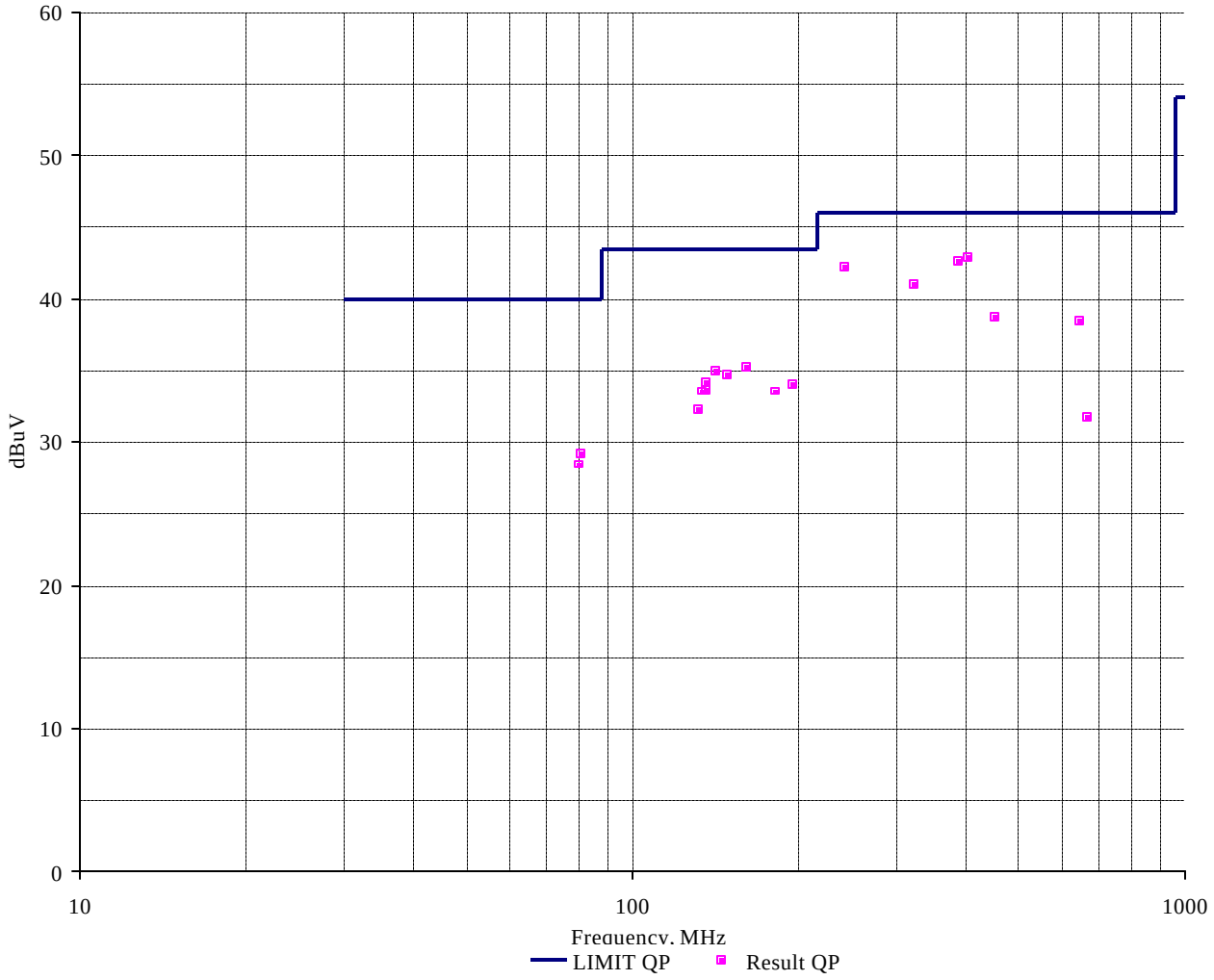

IST EMC Lab. San 21-8 Goan-Ri, Baekam-Myun, Yongin-Si, Kyunggi-Do, KOREA
International - Tel : 82-31 - 333 - 4093. Fax : 82-31 - 333 - 4094.
Domestic - Tel : 031 - 333 - 4093. Fax : 031 - 333 - 4094.

SUMMARY

GENERAL REMARKS :

The equipment is not modified anything, mechanical or circuit to improve EMI status during a measurement and complied the regulation "Part 15 subpart B Class B of CFR 47"

FINAL JUDGMENT :

The requirements according to the technical regulations are

☒ Kept ☐ Not kept

The equipment under test does

☒ Fulfill the general approval requirements mentioned on page 3.
☐ Not fulfill the general approval requirements mentioned on page 3.

Begin of testing : Feb. 21, 2003

End of testing : Feb. 24, 2003

Reviewed by	Issued by
Joon H. Lee / EMC Group Manager	G. Chung / Chief

IST EMC Lab. San 21-8 Goan-Ri, Baekam-Myun, Yongin-Si, Kyunggi-Do, KOREA
International - Tel : 82-31 - 333 - 4093. Fax : 82-31 - 333 - 4094.
Domestic - Tel : 031 - 333 - 4093. Fax : 031 - 333 - 4094.