Mode	Result	Type	Freq (Hz)	Level (dBuV/m)	Limit (dBuV/m)	Margin (dB)	Dist (m)	Condition	Azimuth (°)	Height (m)	Comments
5690MHz Straddle 5.47-5.725GHz	Pass	AV	11.37826G	46.61	54.00	-7.39	3	Vertical	54	1.64	-
5690MHz Straddle 5.47-5.725GHz	Pass	PK	3.79347G	50.03	74.00	-23.97	3	Vertical	339	1.99	-
5690MHz Straddle 5.47-5.725GHz	Pass	PK	11.37904G	60.09	74.00	-13.91	3	Vertical	54	1.64	-
5690MHz Straddle 5.47-5.725GHz	Pass	PK	17.06286G	63.85	68.20	-4.35	3	Vertical	217	2.69	-
5690MHz Straddle 5.47-5.725GHz	Pass	AV	3.79337G	40.46	54.00	-13.54	3	Horizontal	22	1.50	-
5690MHz Straddle 5.47-5.725GHz	Pass	AV	11.38774G	46.63	54.00	-7.37	3	Horizontal	0	1.68	-
5690MHz Straddle 5.47-5.725GHz	Pass	PK	3.79337G	49.27	74.00	-24.73	3	Horizontal	22	1.50	-
5690MHz Straddle 5.47-5.725GHz	Pass	PK	11.37274G	59.93	74.00	-14.07	3	Horizontal	0	1.68	-
5690MHz Straddle 5.47-5.725GHz	Pass	PK	17.06472G	64.18	68.20	-4.02	3	Horizontal	24	1.50	-

802.11ax HEW20-BF_Nss1,(MCS0)_2TX

5260MHz_TX

03/01/2020

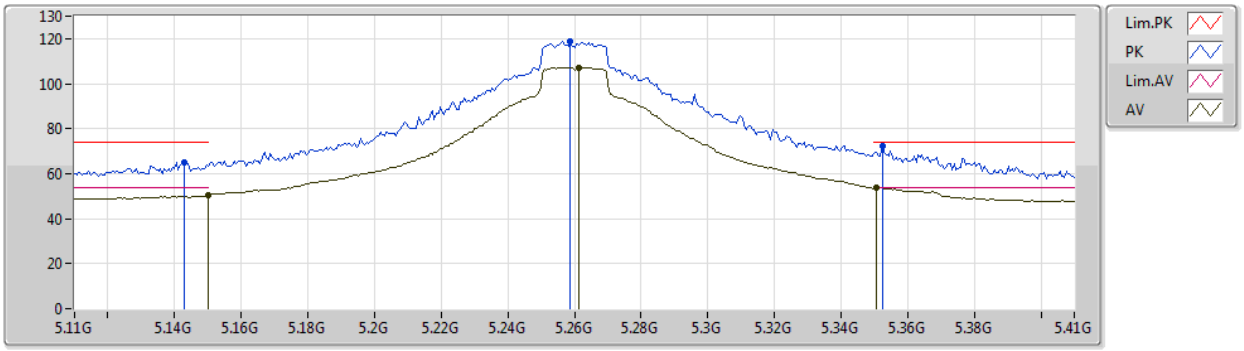

Type	Freq	Level	Limit	Margin	Factor	Dist	Condition	Azimuth	Height	Comment	Raw	AF	CL	PA
	(Hz)	(dBuV/m)	(dBuV/m)	(dB)	(dB)	(m)		(°)	(m)		(dBuV)	(dB)	(dB)	(dB)
AV	5.15G	50.46	54.00	-3.54	7.93	3	Vertical	176	1.84	-	42.53	31.90	10.08	34.05
AV	5.2612G	107.27	Inf	-Inf	7.33	3	Vertical	176	1.84	-	99.94	31.28	10.11	34.06
AV	5.3506G	53.77	54.00	-0.23	7.30	3	Vertical	176	1.84	-	46.47	31.20	10.16	34.06
PK	5.143G	65.21	74.00	-8.79	7.94	3	Vertical	176	1.84	-	57.27	31.91	10.08	34.05
PK	5.2588G	118.68	Inf	-Inf	7.33	3	Vertical	176	1.84	-	111.35	31.28	10.11	34.06
PK	5.3524G	72.29	74.00	-1.71	7.31	3	Vertical	176	1.84	-	64.98	31.21	10.16	34.06

802.11ax HEW20-BF_Nss1,(MCS0)_2TX

5260MHz_TX

03/01/2020

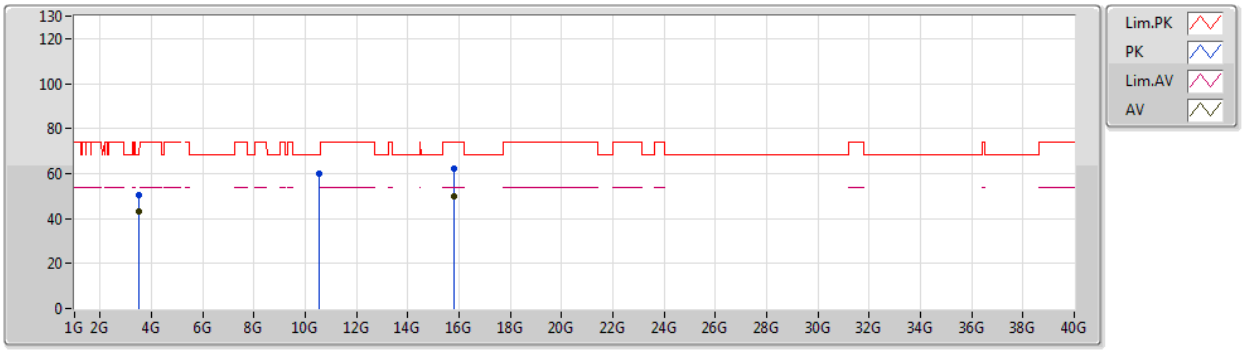

Type	Freq	Level	Limit	Margin	Factor	Dist	Condition	Azimuth	Height	Comment	Raw	AF	CL	PA
	(Hz)	(dBuV/m)	(dBuV/m)	(dB)	(dB)	(m)		(°)	(m)		(dBuV)	(dB)	(dB)	(dB)
AV	3.50671G	43.39	54.00	-10.61	4.20	3	Vertical	138	3.00	-	39.19	28.73	9.49	34.02
AV	15.77992G	50.04	54.00	-3.96	17.14	3	Vertical	38	1.50	-	32.90	37.74	13.73	34.33
PK	3.5068G	50.20	74.00	-23.80	4.20	3	Vertical	138	3.00	-	46.00	28.73	9.49	34.02
PK	10.51968G	59.87	68.20	-8.33	18.57	3	Vertical	254	1.50	-	41.30	39.74	13.06	34.23
PK	15.78476G	62.01	74.00	-11.99	17.13	3	Vertical	38	1.50	-	44.88	37.73	13.73	34.33

802.11ax HEW20-BF_Nss1,(MCS0)_2TX

5260MHz_TX

03/01/2020

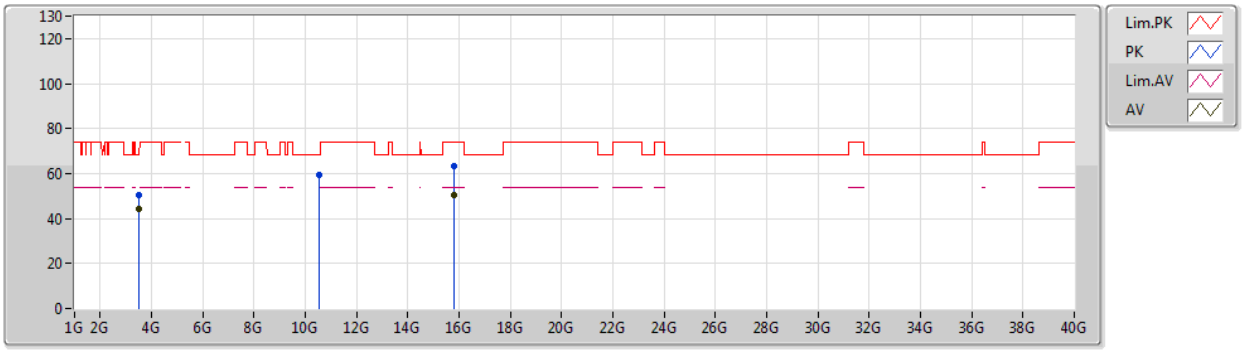

Type	Freq	Level	Limit	Margin	Factor	Dist	Condition	Azimuth	Height	Comment	Raw	AF	CL	PA
	(Hz)	(dBuV/m)	(dBuV/m)	(dB)	(dB)	(m)		(°)	(m)		(dBuV)	(dB)	(dB)	(dB)
AV	3.5067G	44.31	54.00	-9.69	4.20	3	Horizontal	34	1.00	-	40.11	28.73	9.49	34.02
AV	15.7804G	50.42	54.00	-3.58	17.14	3	Horizontal	321	1.50	-	33.28	37.74	13.73	34.33
PK	3.50656G	50.31	74.00	-23.69	4.20	3	Horizontal	34	1.00	-	46.11	28.73	9.49	34.02
PK	10.52304G	59.56	68.20	-8.64	18.58	3	Horizontal	80	2.43	-	40.98	39.75	13.06	34.23
PK	15.78296G	63.15	74.00	-10.85	17.13	3	Horizontal	321	1.50	-	46.02	37.73	13.73	34.33

802.11ax HEW20-BF_Nss1,(MCS0)_2TX

5300MHz_TX

03/01/2020

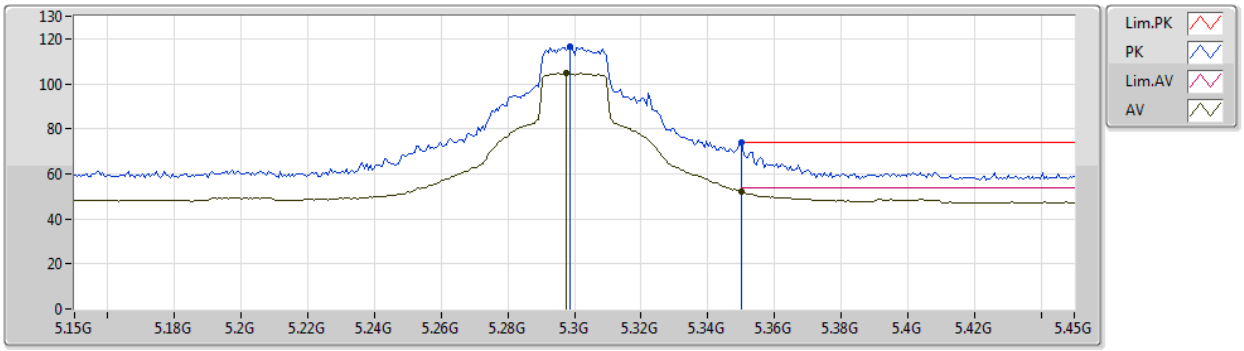

Type	Freq	Level	Limit	Margin	Factor	Dist	Condition	Azimuth	Height	Comment	Raw	AF	CL	PA
	(Hz)	(dBuV/m)	(dBuV/m)	(dB)	(dB)	(m)		(°)	(m)		(dBuV)	(dB)	(dB)	(dB)
AV	5.2976G	104.60	Inf	-Inf	7.27	3	Vertical	179	1.93	-	97.33	31.20	10.13	34.06
AV	5.35G	51.86	54.00	-2.14	7.30	3	Vertical	179	1.93	-	44.56	31.20	10.16	34.06
PK	5.2988G	116.32	Inf	-Inf	7.27	3	Vertical	179	1.93	-	109.05	31.20	10.13	34.06
PK	5.35G	73.71	74.00	-0.29	7.30	3	Vertical	179	1.93	-	66.41	31.20	10.16	34.06

802.11ax HEW20-BF_Nss1,(MCS0)_2TX

5300MHz_TX

03/01/2020

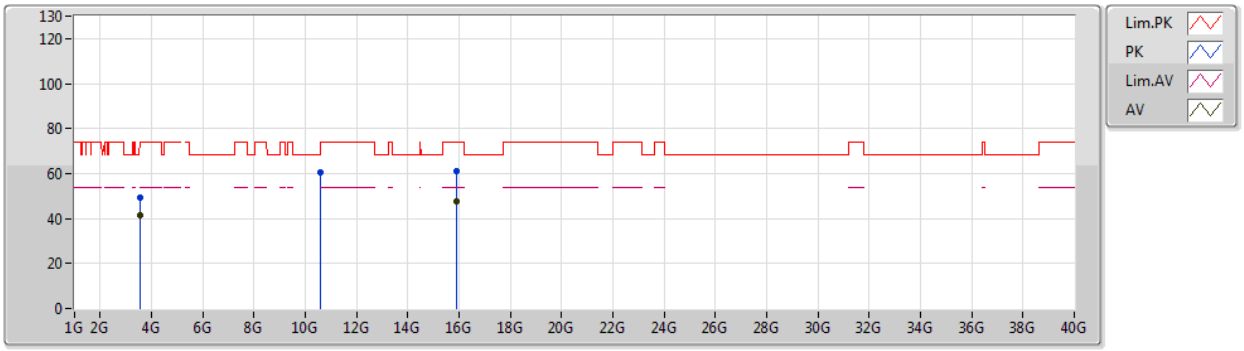

Type	Freq	Level	Limit	Margin	Factor	Dist	Condition	Azimuth	Height	Comment	Raw	AF	CL	PA
	(Hz)	(dBuV/m)	(dBuV/m)	(dB)	(dB)	(m)		(°)	(m)		(dBuV)	(dB)	(dB)	(dB)
AV	3.53334G	41.47	54.00	-12.53	4.31	3	Vertical	208	2.68	-	37.16	28.83	9.50	34.02
AV	15.89104G	47.62	54.00	-6.38	16.85	3	Vertical	157	2.92	-	30.77	37.52	13.73	34.40
PK	3.53349G	49.32	74.00	-24.68	4.31	3	Vertical	208	2.68	-	45.01	28.83	9.50	34.02
PK	10.60384G	60.36	74.00	-13.64	18.79	3	Vertical	130	1.50	-	41.57	39.90	13.11	34.22
PK	15.89496G	61.31	74.00	-12.69	16.83	3	Vertical	157	2.92	-	44.48	37.51	13.73	34.41

802.11ax HEW20-BF_Nss1,(MCS0)_2TX

5300MHz_TX

03/01/2020

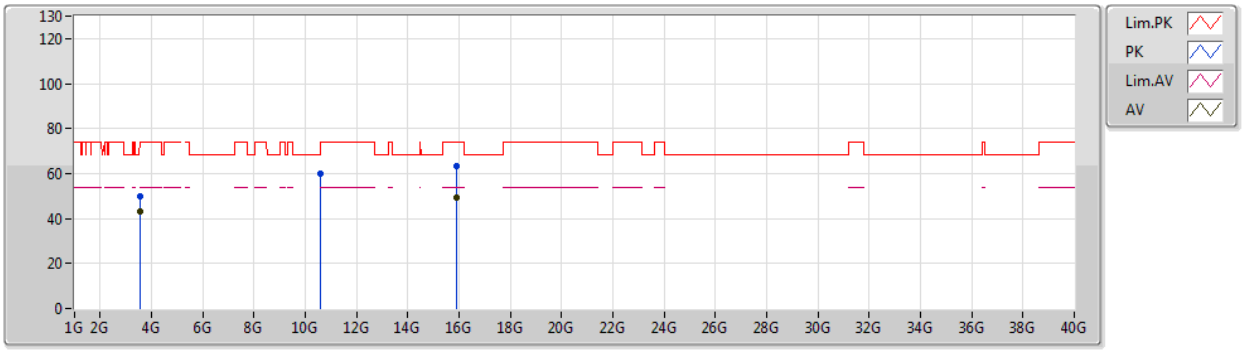

Type	Freq	Level	Limit	Margin	Factor	Dist	Condition	Azimuth	Height	Comment	Raw	AF	CL	PA
	(Hz)	(dBuV/m)	(dBuV/m)	(dB)	(dB)	(m)		(°)	(m)		(dBuV)	(dB)	(dB)	(dB)
AV	3.53335G	42.95	54.00	-11.05	4.31	3	Horizontal	35	1.50	-	38.64	28.83	9.50	34.02
AV	15.90362G	49.51	54.00	-4.49	16.82	3	Horizontal	319	1.70	-	32.69	37.50	13.73	34.41
PK	3.5331G	49.63	74.00	-24.37	4.31	3	Horizontal	35	1.50	-	45.32	28.83	9.50	34.02
PK	10.5965G	59.68	68.20	-8.52	18.77	3	Horizontal	37	1.50	-	40.91	39.89	13.10	34.22
PK	15.90476G	63.21	74.00	-10.79	16.82	3	Horizontal	319	1.70	-	46.39	37.50	13.73	34.41

802.11ax HEW20-BF_Nss1,(MCS0)_2TX

5320MHz_TX

03/01/2020

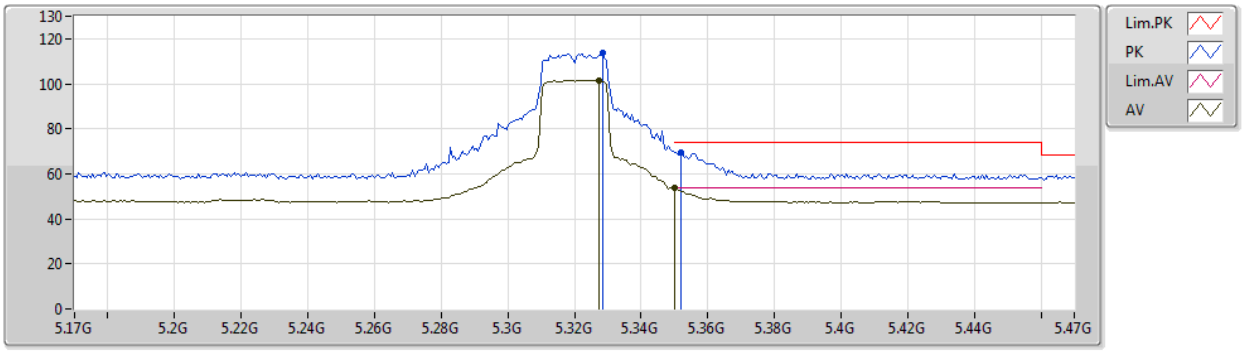

Type	Freq	Level	Limit	Margin	Factor	Dist	Condition	Azimuth	Height	Comment	Raw	AF	CL	PA
	(Hz)	(dBuV/m)	(dBuV/m)	(dB)	(dB)	(m)		(°)	(m)		(dBuV)	(dB)	(dB)	(dB)
AV	5.3272G	101.66	Inf	-Inf	7.29	3	Vertical	177	1.92	-	94.37	31.20	10.15	34.06
AV	5.35G	53.52	54.00	-0.48	7.30	3	Vertical	177	1.92	-	46.22	31.20	10.16	34.06
PK	5.3284G	113.94	Inf	-Inf	7.29	3	Vertical	177	1.92	-	106.65	31.20	10.15	34.06
PK	5.3518G	69.69	74.00	-4.31	7.31	3	Vertical	177	1.92	-	62.38	31.21	10.16	34.06

802.11ax HEW20-BF_Nss1,(MCS0)_2TX

5320MHz_TX

03/01/2020

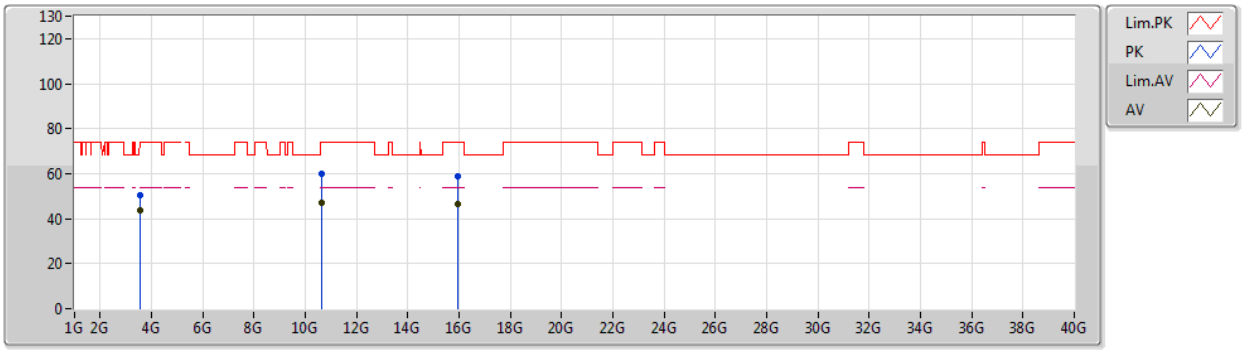

Type	Freq	Level	Limit	Margin	Factor	Dist	Condition	Azimuth	Height	Comment	Raw	AF	CL	PA
	(Hz)	(dBuV/m)	(dBuV/m)	(dB)	(dB)	(m)		(°)	(m)		(dBuV)	(dB)	(dB)	(dB)
AV	3.54669G	43.56	54.00	-10.44	4.37	3	Vertical	137	2.76	-	39.19	28.89	9.50	34.02
AV	10.64252G	47.13	54.00	-6.87	18.82	3	Vertical	10	2.02	-	28.31	39.90	13.13	34.21
AV	15.96372G	46.36	54.00	-7.64	16.78	3	Vertical	340	1.15	-	29.58	37.50	13.73	34.45
PK	3.54663G	50.46	74.00	-23.54	4.37	3	Vertical	137	2.76	-	46.09	28.89	9.50	34.02
PK	10.63076G	60.22	74.00	-13.78	18.81	3	Vertical	10	2.02	-	41.41	39.90	13.12	34.21
PK	15.97248G	58.89	74.00	-15.11	16.77	3	Vertical	340	1.15	-	42.12	37.50	13.73	34.46

802.11ax HEW20-BF_Nss1,(MCS0)_2TX

5320MHz_TX

03/01/2020

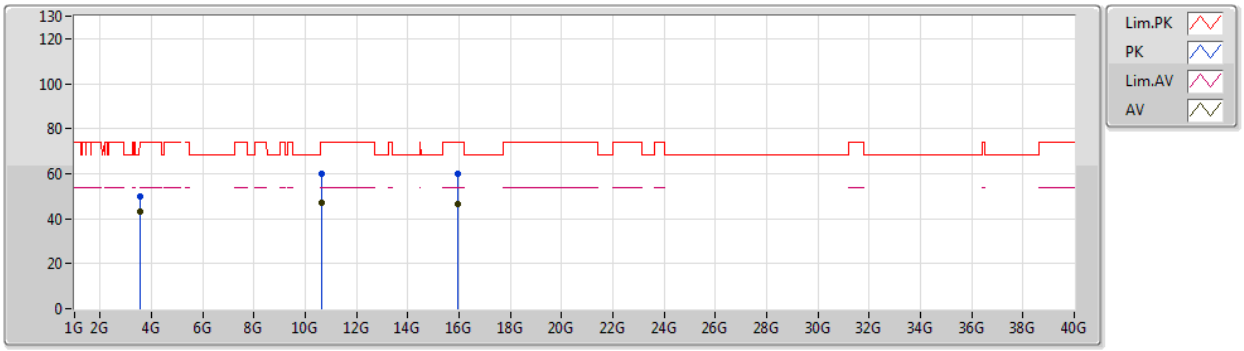

Type	Freq	Level	Limit	Margin	Factor	Dist	Condition	Azimuth	Height	Comment	Raw	AF	CL	PA
	(Hz)	(dBuV/m)	(dBuV/m)	(dB)	(dB)	(m)		(°)	(m)		(dBuV)	(dB)	(dB)	(dB)
AV	3.54671G	43.32	54.00	-10.68	4.37	3	Horizontal	37	1.50	-	38.95	28.89	9.50	34.02
AV	10.64714G	46.90	54.00	-7.10	18.82	3	Horizontal	120	1.93	-	28.08	39.90	13.13	34.21
AV	15.97362G	46.47	54.00	-7.53	16.77	3	Horizontal	28	1.45	-	29.70	37.50	13.73	34.46
PK	3.54664G	49.96	74.00	-24.04	4.37	3	Horizontal	37	1.50	-	45.59	28.89	9.50	34.02
PK	10.64198G	59.89	74.00	-14.11	18.82	3	Horizontal	120	1.93	-	41.07	39.90	13.13	34.21
PK	15.95778G	59.71	74.00	-14.29	16.78	3	Horizontal	28	1.45	-	42.93	37.50	13.73	34.45

802.11ax HEW20-BF_Nss1,(MCS0)_2TX

5500MHz_TX

03/01/2020

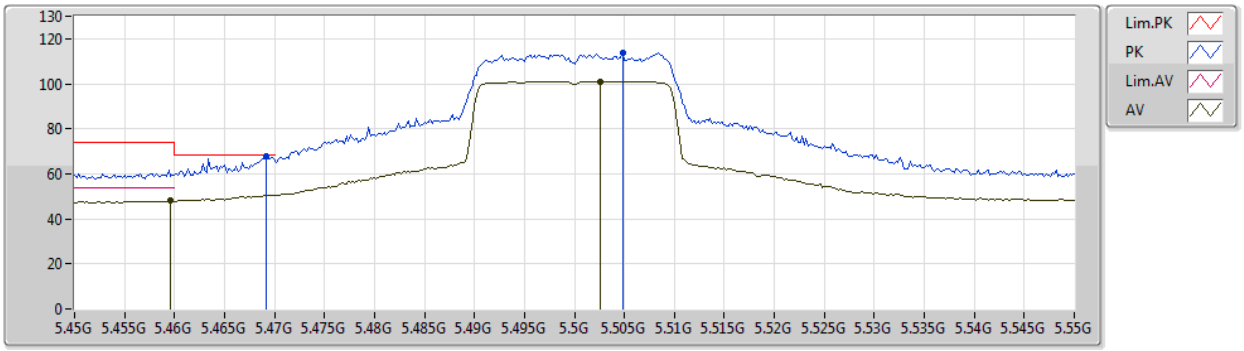

Type	Freq	Level	Limit	Margin	Factor	Dist	Condition	Azimuth	Height	Comment	Raw	AF	CL	PA
	(Hz)	(dBuV/m)	(dBuV/m)	(dB)	(dB)	(m)		(°)	(m)		(dBuV)	(dB)	(dB)	(dB)
AV	5.4596G	47.98	54.00	-6.02	7.77	3	Vertical	317	2.29	-	40.21	31.64	10.20	34.07
AV	5.5026G	101.14	Inf	-Inf	7.94	3	Vertical	317	2.29	-	93.20	31.79	10.22	34.07
PK	5.4692G	67.89	68.20	-0.31	7.82	3	Vertical	317	2.29	-	60.07	31.68	10.21	34.07
PK	5.5048G	114.01	Inf	-Inf	7.94	3	Vertical	317	2.29	-	106.07	31.79	10.22	34.07

802.11ax HEW20-BF_Nss1,(MCS0)_2TX

5500MHz_TX

03/01/2020

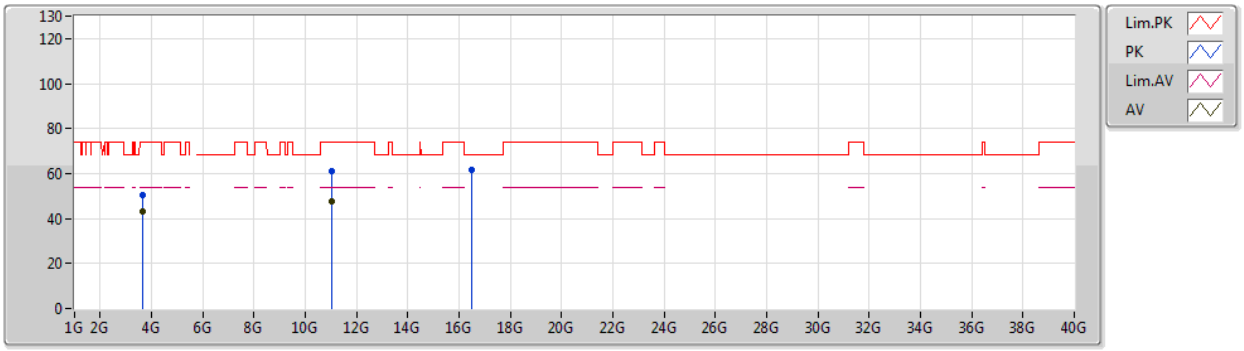

Type	Freq	Level	Limit	Margin	Factor	Dist	Condition	Azimuth	Height	Comment	Raw	AF	CL	PA
	(Hz)	(dBuV/m)	(dBuV/m)	(dB)	(dB)	(m)		(°)	(m)		(dBuV)	(dB)	(dB)	(dB)
AV	3.6667G	43.08	54.00	-10.92	4.71	3	Vertical	135	1.50	-	38.37	29.20	9.52	34.01
AV	11.01146G	47.63	54.00	-6.37	19.33	3	Vertical	225	2.06	-	28.30	40.15	13.34	34.16
PK	3.66674G	50.44	74.00	-23.56	4.71	3	Vertical	135	1.50	-	45.73	29.20	9.52	34.01
PK	11.01062G	61.06	74.00	-12.94	19.34	3	Vertical	225	2.06	-	41.72	40.16	13.34	34.16
PK	16.5057G	61.42	68.20	-6.78	19.15	3	Vertical	181	1.58	-	42.27	38.91	14.22	33.98

802.11ax HEW20-BF_Nss1,(MCS0)_2TX

5500MHz_TX

03/01/2020

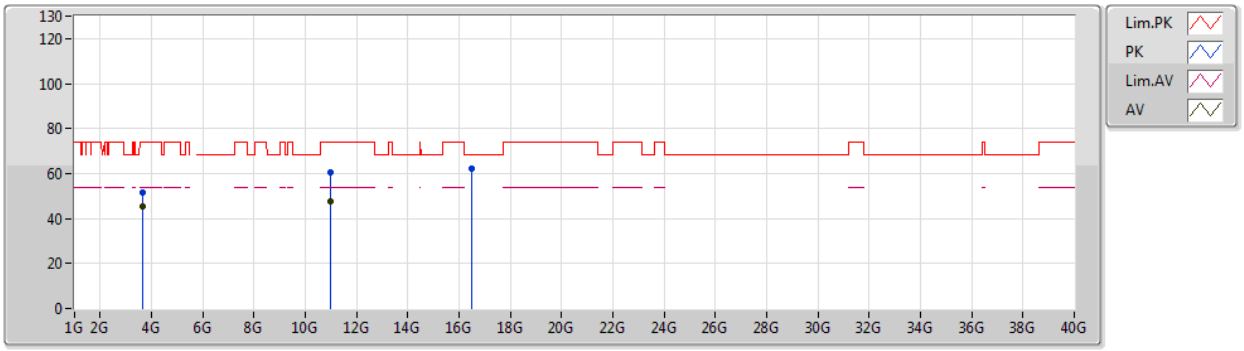

Type	Freq	Level	Limit	Margin	Factor	Dist	Condition	Azimuth	Height	Comment	Raw	AF	CL	PA
	(Hz)	(dBuV/m)	(dBuV/m)	(dB)	(dB)	(m)		(°)	(m)		(dBuV)	(dB)	(dB)	(dB)
AV	3.66674G	45.14	54.00	-8.86	4.71	3	Horizontal	28	1.16	-	40.43	29.20	9.52	34.01
AV	10.99742G	47.76	54.00	-6.24	19.37	3	Horizontal	319	2.45	-	28.39	40.20	13.33	34.16
PK	3.6669G	51.45	74.00	-22.55	4.71	3	Horizontal	28	1.16	-	46.74	29.20	9.52	34.01
PK	10.9976G	60.72	74.00	-13.28	19.37	3	Horizontal	319	2.45	-	41.35	40.20	13.33	34.16
PK	16.4871G	62.15	68.20	-6.05	19.06	3	Horizontal	183	2.15	-	43.09	38.86	14.20	34.00

802.11ax HEW20-BF_Nss1,(MCS0)_2TX

5580MHz_TX

03/01/2020

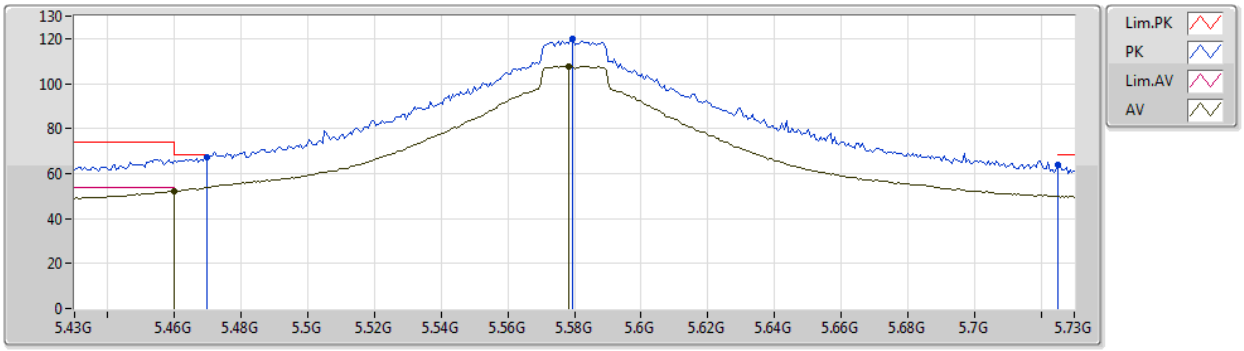

Type	Freq	Level	Limit	Margin	Factor	Dist	Condition	Azimuth	Height	Comment	Raw	AF	CL	PA
	(Hz)	(dBuV/m)	(dBuV/m)	(dB)	(dB)	(m)		(°)	(m)		(dBuV)	(dB)	(dB)	(dB)
AV	5.46G	52.16	54.00	-1.84	7.77	3	Vertical	30	2.28	-	44.39	31.64	10.20	34.07
AV	5.5782G	107.71	Inf	-Inf	7.81	3	Vertical	30	2.28	-	99.90	31.64	10.24	34.07
PK	5.4696G	67.44	68.20	-0.76	7.82	3	Vertical	30	2.28	-	59.62	31.68	10.21	34.07
PK	5.5794G	119.93	Inf	-Inf	7.81	3	Vertical	30	2.28	-	112.12	31.64	10.24	34.07
PK	5.7252G	63.80	68.20	-4.40	8.18	3	Vertical	30	2.28	-	55.62	31.85	10.40	34.07

802.11ax HEW20-BF_Nss1,(MCS0)_2TX

5580MHz_TX

03/01/2020

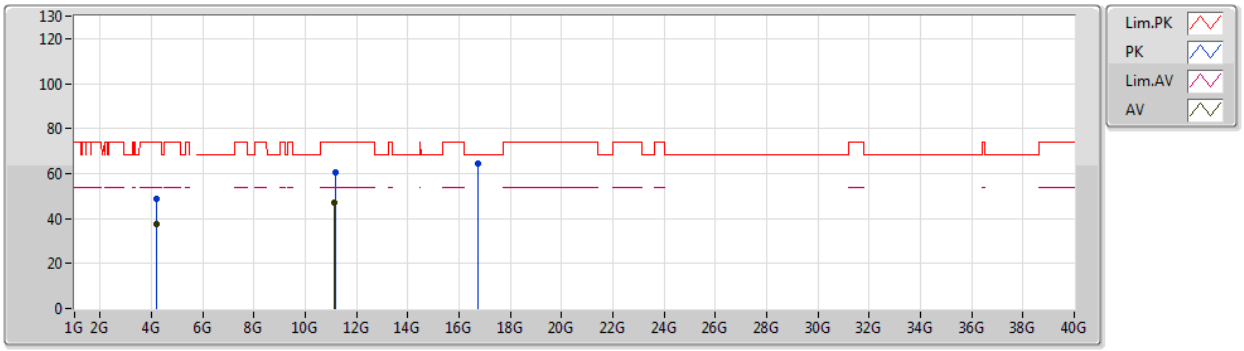

Type	Freq	Level	Limit	Margin	Factor	Dist	Condition	Azimuth	Height	Comment	Raw	AF	CL	PA
	(Hz)	(dBuV/m)	(dBuV/m)	(dB)	(dB)	(m)		(°)	(m)		(dBuV)	(dB)	(dB)	(dB)
AV	4.18499G	37.69	54.00	-16.31	5.57	3	Vertical	208	1.50	-	32.12	29.94	9.65	34.02
AV	11.14542G	47.33	54.00	-6.67	18.98	3	Vertical	167	1.83	-	28.35	39.71	13.42	34.15
PK	4.18564G	48.93	74.00	-25.07	5.57	3	Vertical	208	1.50	-	43.36	29.94	9.65	34.02
PK	11.17296G	60.42	74.00	-13.58	18.95	3	Vertical	167	1.83	-	41.47	39.65	13.44	34.14
PK	16.7409G	64.69	68.20	-3.51	20.64	3	Vertical	28	1.45	-	44.05	39.92	14.44	33.72

802.11ax HEW20-BF_Nss1,(MCS0)_2TX

5580MHz_TX

03/01/2020

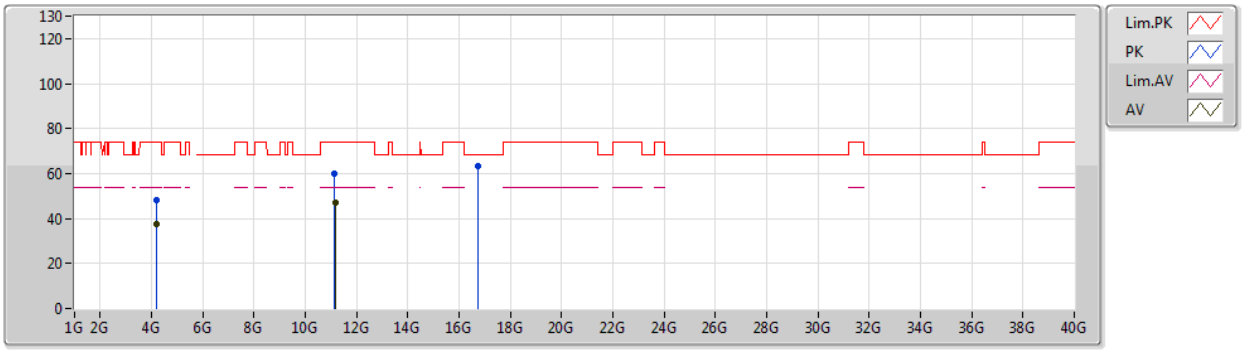

Type	Freq	Level	Limit	Margin	Factor	Dist	Condition	Azimuth	Height	Comment	Raw	AF	CL	PA
	(Hz)	(dBuV/m)	(dBuV/m)	(dB)	(dB)	(m)		(°)	(m)		(dBuV)	(dB)	(dB)	(dB)
AV	4.18502G	37.59	54.00	-16.41	5.57	3	Horizontal	48	1.50	-	32.02	29.94	9.65	34.02
AV	11.15652G	47.17	54.00	-6.83	18.98	3	Horizontal	237	1.76	-	28.19	39.69	13.43	34.14
PK	4.18537G	48.42	74.00	-25.58	5.57	3	Horizontal	48	1.50	-	42.85	29.94	9.65	34.02
PK	11.15214G	59.81	74.00	-14.19	18.98	3	Horizontal	237	1.76	-	40.83	39.70	13.42	34.14
PK	16.7457G	63.58	68.20	-4.62	20.68	3	Horizontal	342	1.50	-	42.90	39.94	14.45	33.71

802.11ax HEW20-BF_Nss1,(MCS0)_2TX

5700MHz_TX

03/01/2020

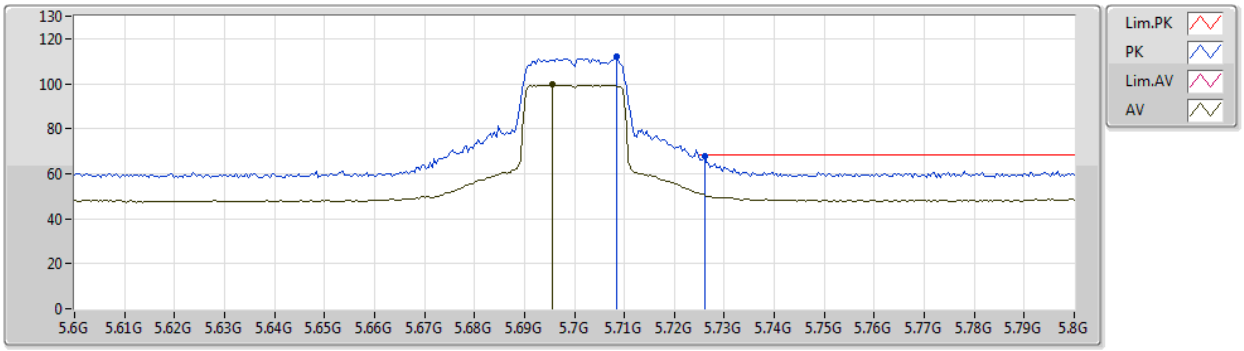

Type	Freq	Level	Limit	Margin	Factor	Dist	Condition	Azimuth	Height	Comment	Raw	AF	CL	PA
	(Hz)	(dBuV/m)	(dBuV/m)	(dB)	(dB)	(m)		(°)	(m)		(dBuV)	(dB)	(dB)	(dB)
AV	5.6956G	99.54	Inf	-Inf	8.08	3	Vertical	203	1.80	-	91.46	31.79	10.36	34.07
PK	5.7084G	111.89	Inf	-Inf	8.13	3	Vertical	203	1.80	-	103.76	31.82	10.38	34.07
PK	5.726G	67.89	68.20	-0.31	8.18	3	Vertical	203	1.80	-	59.71	31.85	10.40	34.07

802.11ax HEW20-BF_Nss1,(MCS0)_2TX

5700MHz_TX

03/01/2020

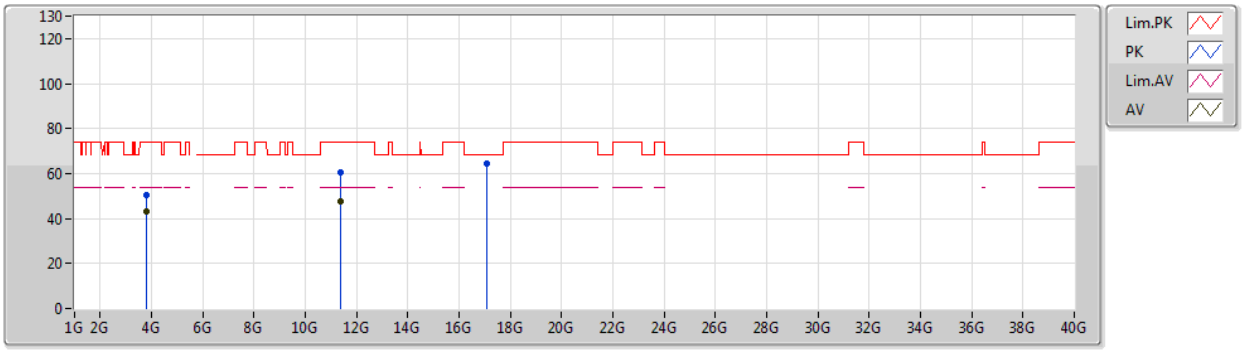

Type	Freq	Level	Limit	Margin	Factor	Dist	Condition	Azimuth	Height	Comment	Raw	AF	CL	PA
	(Hz)	(dBuV/m)	(dBuV/m)	(dB)	(dB)	(m)		(°)	(m)		(dBuV)	(dB)	(dB)	(dB)
AV	3.79998G	42.90	54.00	-11.10	4.81	3	Vertical	336	1.92	-	38.09	29.30	9.51	34.00
AV	11.394G	47.38	54.00	-6.62	19.23	3	Vertical	301	2.19	-	28.15	39.79	13.56	34.12
PK	3.80006G	50.22	74.00	-23.78	4.81	3	Vertical	336	1.92	-	45.41	29.30	9.51	34.00
PK	11.3874G	60.61	74.00	-13.39	19.21	3	Vertical	301	2.19	-	41.40	39.77	13.56	34.12
PK	17.0859G	64.20	68.20	-4.00	21.43	3	Vertical	27	2.47	-	42.77	40.11	14.78	33.46

802.11ax HEW20-BF_Nss1,(MCS0)_2TX

5700MHz_TX

03/01/2020

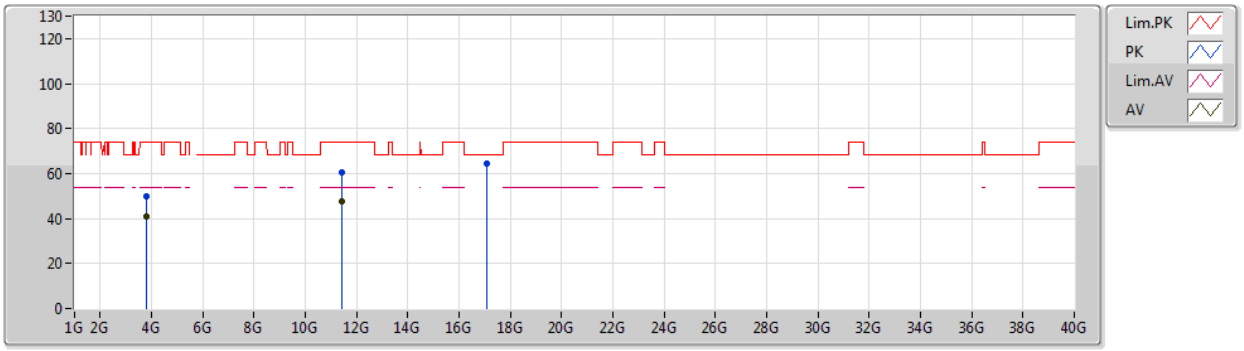

Type	Freq	Level	Limit	Margin	Factor	Dist	Condition	Azimuth	Height	Comment	Raw	AF	CL	PA
	(Hz)	(dBuV/m)	(dBuV/m)	(dB)	(dB)	(m)		(°)	(m)		(dBuV)	(dB)	(dB)	(dB)
AV	3.79995G	41.12	54.00	-12.88	4.81	3	Horizontal	211	1.50	-	36.31	29.30	9.51	34.00
AV	11.40204G	47.44	54.00	-6.56	19.25	3	Horizontal	344	2.06	-	28.19	39.80	13.57	34.12
PK	3.80003G	49.71	74.00	-24.29	4.81	3	Horizontal	211	1.50	-	44.90	29.30	9.51	34.00
PK	11.4084G	60.59	74.00	-13.41	19.26	3	Horizontal	344	2.06	-	41.33	39.81	13.57	34.12
PK	17.10636G	64.34	68.20	-3.86	21.43	3	Horizontal	129	2.40	-	42.91	40.10	14.80	33.47

802.11ax HEW20-BF_Nss1,(MCS0)_2TX

5720MHz Straddle 5.47-5.725GHz_TX

03/01/2020

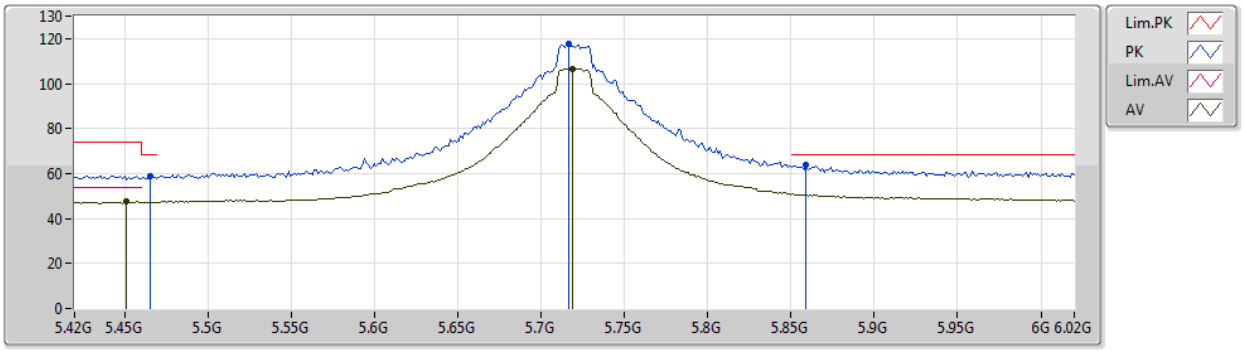

Type	Freq	Level	Limit	Margin	Factor	Dist	Condition	Azimuth	Height	Comment	Raw	AF	CL	PA
	(Hz)	(dBuV/m)	(dBuV/m)	(dB)	(dB)	(m)		(°)	(m)		(dBuV)	(dB)	(dB)	(dB)
AV	5.4512G	47.47	54.00	-6.53	7.73	3	Vertical	200	1.80	-	39.74	31.60	10.20	34.07
AV	5.7188G	106.71	Inf	-Inf	8.16	3	Vertical	200	1.80	-	98.55	31.84	10.39	34.07
PK	5.4656G	58.66	68.20	-9.54	7.80	3	Vertical	200	1.80	-	50.86	31.66	10.21	34.07
PK	5.7164G	117.57	Inf	-Inf	8.15	3	Vertical	200	1.80	-	109.42	31.83	10.39	34.07
PK	5.8592G	64.00	68.20	-4.20	8.76	3	Vertical	200	1.80	-	55.24	32.32	10.52	34.08

802.11ax HEW20-BF_Nss1,(MCS0)_2TX

5720MHz Straddle 5.47-5.725GHz_TX

03/01/2020

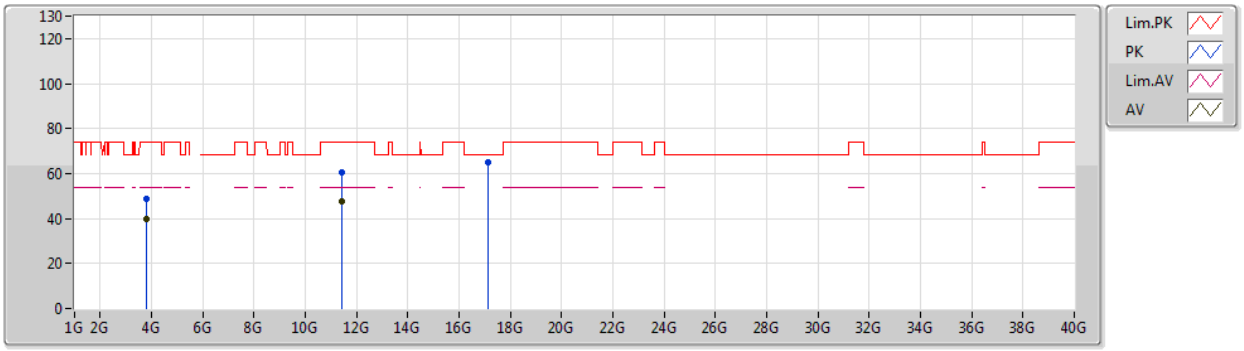

Type	Freq	Level	Limit	Margin	Factor	Dist	Condition	Azimuth	Height	Comment	Raw	AF	CL	PA
	(Hz)	(dBuV/m)	(dBuV/m)	(dB)	(dB)	(m)		(°)	(m)		(dBuV)	(dB)	(dB)	(dB)
AV	3.81324G	39.69	54.00	-14.31	4.85	3	Vertical	163	1.50	-	34.84	29.33	9.52	34.00
AV	11.437G	47.64	54.00	-6.36	19.31	3	Vertical	187	2.48	-	28.33	39.84	13.59	34.12
PK	3.81332G	48.79	74.00	-25.21	4.85	3	Vertical	163	1.50	-	43.94	29.33	9.52	34.00
PK	11.4472G	60.38	74.00	-13.62	19.32	3	Vertical	187	2.48	-	41.06	39.85	13.59	34.12
PK	17.15196G	65.01	68.20	-3.19	21.45	3	Vertical	32	2.96	-	43.56	40.10	14.84	33.49

802.11ax HEW20-BF_Nss1,(MCS0)_2TX

5720MHz Straddle 5.47-5.725GHz_TX

03/01/2020

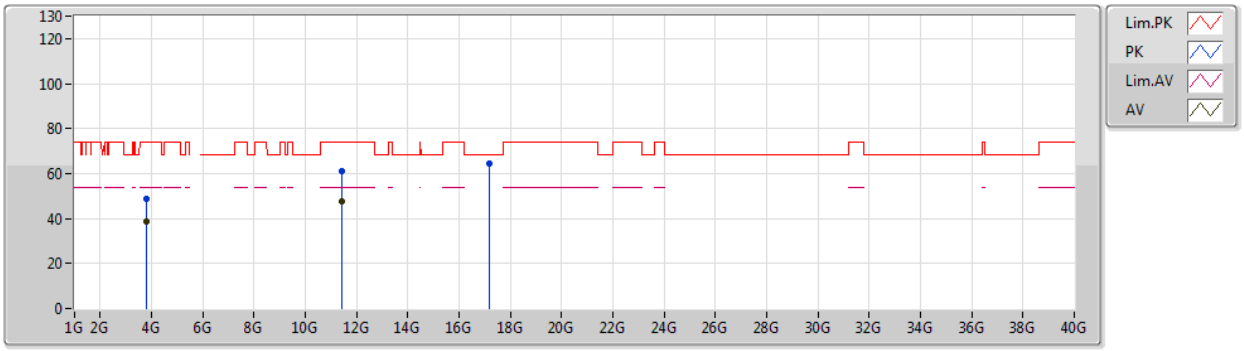

Type	Freq	Level	Limit	Margin	Factor	Dist	Condition	Azimuth	Height	Comment	Raw	AF	CL	PA
	(Hz)	(dBuV/m)	(dBuV/m)	(dB)	(dB)	(m)		(°)	(m)		(dBuV)	(dB)	(dB)	(dB)
AV	3.81338G	38.40	54.00	-15.60	4.85	3	Horizontal	22	1.50	-	33.55	29.33	9.52	34.00
AV	11.4445G	47.65	54.00	-6.35	19.31	3	Horizontal	232	1.55	-	28.34	39.84	13.59	34.12
PK	3.81341G	48.61	74.00	-25.39	4.85	3	Horizontal	22	1.50	-	43.76	29.33	9.52	34.00
PK	11.437G	61.24	74.00	-12.76	19.31	3	Horizontal	232	1.55	-	41.93	39.84	13.59	34.12
PK	17.16306G	64.49	68.20	-3.71	21.46	3	Horizontal	343	1.50	-	43.03	40.10	14.85	33.49

802.11ax HEW40-BF_Nss1,(MCS0)_2TX

5270MHz_TX

04/01/2020

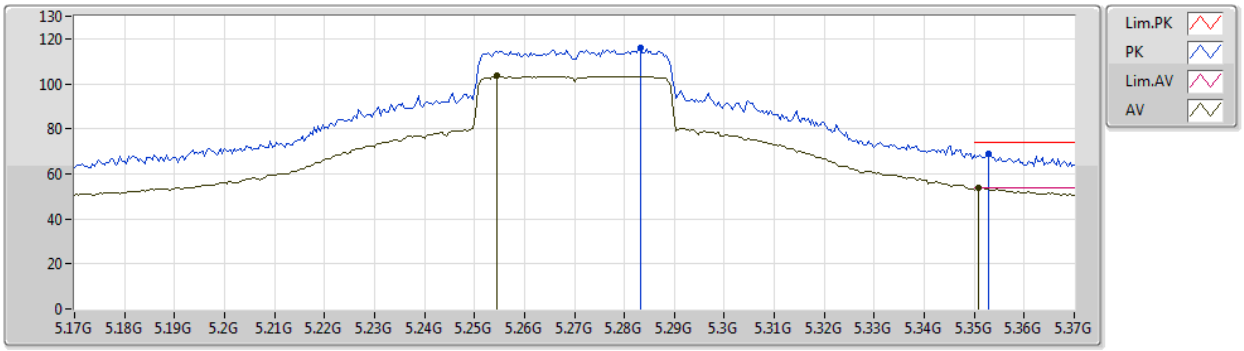

Type	Freq	Level	Limit	Margin	Factor	Dist	Condition	Azimuth	Height	Comment	Raw	AF	CL	PA
	(Hz)	(dBuV/m)	(dBuV/m)	(dB)	(dB)	(m)		(°)	(m)		(dBuV)	(dB)	(dB)	(dB)
AV	5.2544G	103.47	Inf	-Inf	7.43	3	Vertical	60	2.44	-	96.04	31.38	10.11	34.06
AV	5.3508G	53.75	54.00	-0.25	7.45	3	Vertical	60	2.44	-	46.30	31.35	10.16	34.06
PK	5.2832G	115.91	Inf	-Inf	7.33	3	Vertical	60	2.44	-	108.58	31.27	10.12	34.06
PK	5.3528G	68.90	74.00	-5.10	7.46	3	Vertical	60	2.44	-	61.44	31.36	10.16	34.06

802.11ax HEW40-BF_Nss1,(MCS0)_2TX

5270MHz_TX

04/01/2020

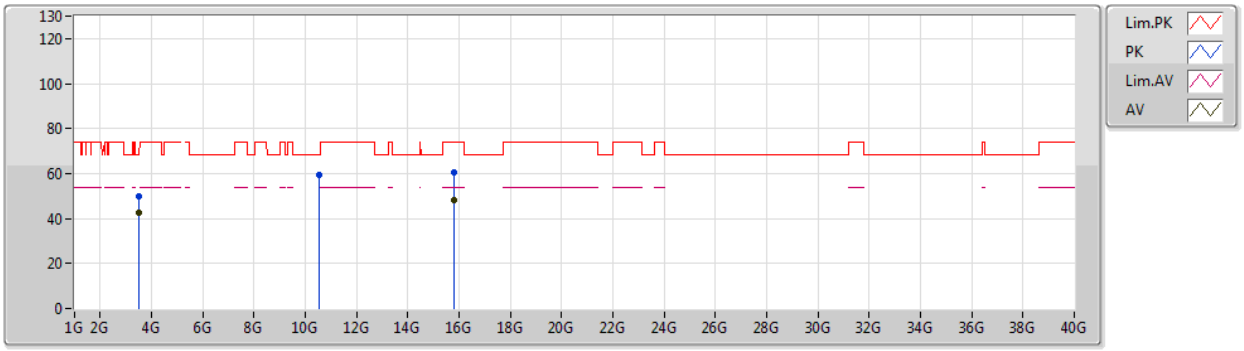

Type	Freq	Level	Limit	Margin	Factor	Dist	Condition	Azimuth	Height	Comment	Raw	AF	CL	PA
	(Hz)	(dBuV/m)	(dBuV/m)	(dB)	(dB)	(m)		(°)	(m)		(dBuV)	(dB)	(dB)	(dB)
AV	3.51335G	42.63	54.00	-11.37	4.22	3	Vertical	131	2.53	-	38.41	28.75	9.49	34.02
AV	15.80574G	48.33	54.00	-5.67	18.72	3	Vertical	73	1.50	-	29.61	38.10	14.90	34.28
PK	3.5134G	49.98	74.00	-24.02	4.22	3	Vertical	131	2.53	-	45.76	28.75	9.49	34.02
PK	10.55386G	59.64	68.20	-8.56	18.22	3	Vertical	202	1.55	-	41.42	39.62	13.03	34.43
PK	15.79776G	60.71	74.00	-13.29	18.75	3	Vertical	73	1.50	-	41.96	38.13	14.89	34.27

802.11ax HEW40-BF_Nss1,(MCS0)_2TX

5270MHz_TX

04/01/2020

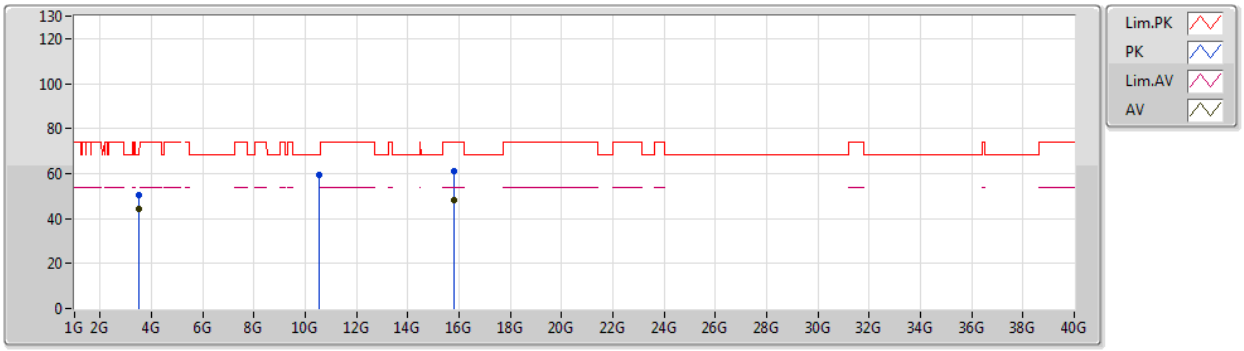

Type	Freq	Level	Limit	Margin	Factor	Dist	Condition	Azimuth	Height	Comment	Raw	AF	CL	PA
	(Hz)	(dBuV/m)	(dBuV/m)	(dB)	(dB)	(m)		(°)	(m)		(dBuV)	(dB)	(dB)	(dB)
AV	3.51336G	44.43	54.00	-9.57	4.22	3	Horizontal	140	1.00	-	40.21	28.75	9.49	34.02
AV	15.80652G	48.34	54.00	-5.66	18.72	3	Horizontal	172	1.50	-	29.62	38.10	14.90	34.28
PK	3.51324G	50.70	74.00	-23.30	4.22	3	Horizontal	140	1.00	-	46.48	28.75	9.49	34.02
PK	10.5487G	59.51	68.20	-8.69	18.20	3	Horizontal	125	1.56	-	41.31	39.61	13.02	34.43
PK	15.81612G	61.18	74.00	-12.82	18.69	3	Horizontal	172	1.50	-	42.49	38.07	14.91	34.29

802.11ax HEW40-BF_Nss1,(MCS0)_2TX

5310MHz_TX

04/01/2020

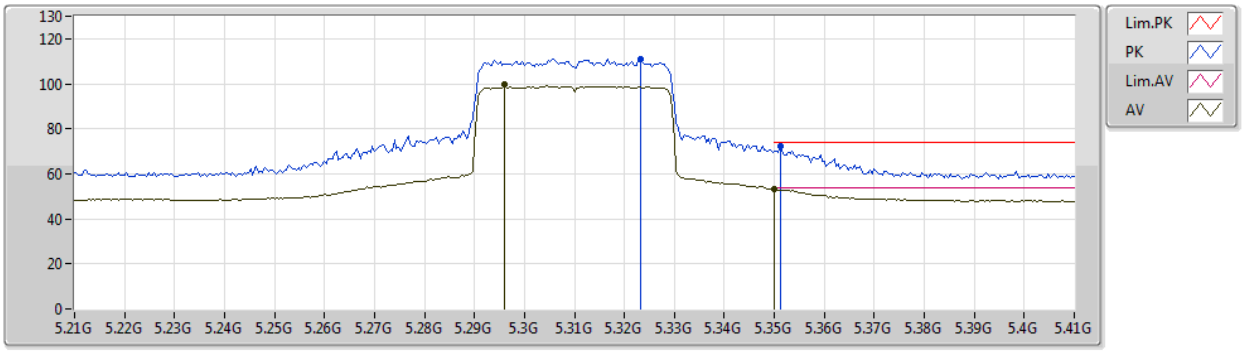

Type	Freq	Level	Limit	Margin	Factor	Dist	Condition	Azimuth	Height	Comment	Raw	AF	CL	PA
	(Hz)	(dBuV/m)	(dBuV/m)	(dB)	(dB)	(m)		(°)	(m)		(dBuV)	(dB)	(dB)	(dB)
AV	5.296G	99.49	Inf	-Inf	7.28	3	Vertical	27	2.42	-	92.21	31.21	10.13	34.06
AV	5.35G	53.07	54.00	-0.93	7.30	3	Vertical	27	2.42	-	45.77	31.20	10.16	34.06
PK	5.3232G	111.12	Inf	-Inf	7.29	3	Vertical	27	2.42	-	103.83	31.20	10.15	34.06
PK	5.3512G	72.32	74.00	-1.68	7.31	3	Vertical	27	2.42	-	65.01	31.21	10.16	34.06

802.11ax HEW40-BF_Nss1,(MCS0)_2TX

5310MHz_TX

04/01/2020

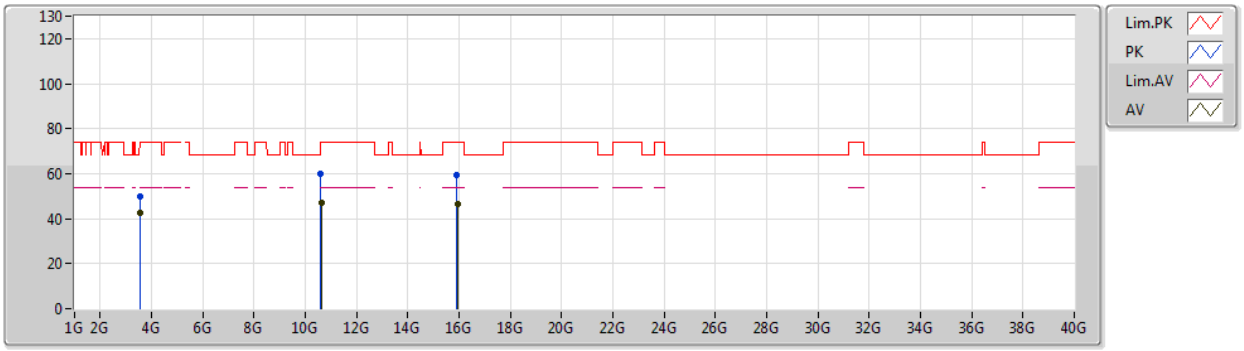

Type	Freq	Level	Limit	Margin	Factor	Dist	Condition	Azimuth	Height	Comment	Raw	AF	CL	PA
	(Hz)	(dBuV/m)	(dBuV/m)	(dB)	(dB)	(m)		(°)	(m)		(dBuV)	(dB)	(dB)	(dB)
AV	3.54G	42.58	54.00	-11.42	4.34	3	Vertical	131	1.50	-	38.24	28.86	9.50	34.02
AV	10.63272G	47.10	54.00	-6.90	18.81	3	Vertical	339	1.35	-	28.29	39.90	13.12	34.21
AV	15.93648G	46.42	54.00	-7.58	16.79	3	Vertical	290	1.50	-	29.63	37.50	13.73	34.44
PK	3.54017G	49.90	74.00	-24.10	4.34	3	Vertical	131	1.50	-	45.56	28.86	9.50	34.02
PK	10.60566G	59.70	74.00	-14.30	18.79	3	Vertical	339	1.35	-	40.91	39.90	13.11	34.22
PK	15.91698G	59.12	74.00	-14.88	16.81	3	Vertical	290	1.50	-	42.31	37.50	13.73	34.42

802.11ax HEW40-BF_Nss1,(MCS0)_2TX

5310MHz_TX

04/01/2020

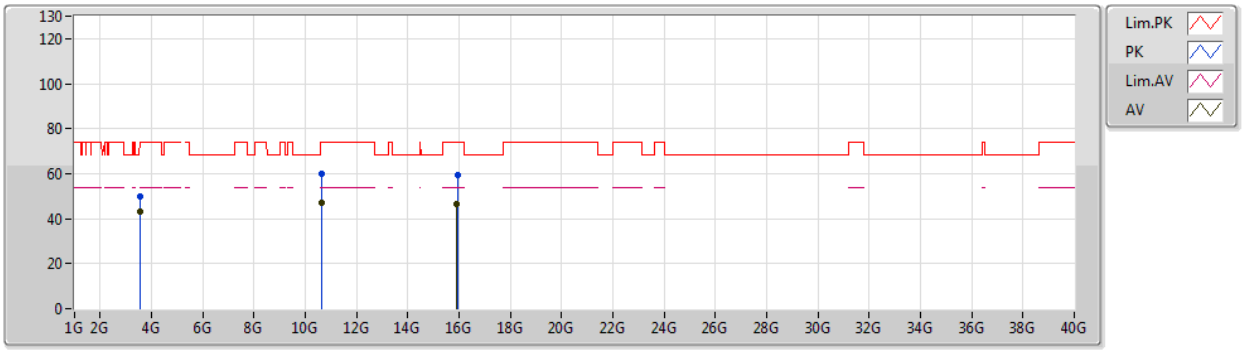

Type	Freq	Level	Limit	Margin	Factor	Dist	Condition	Azimuth	Height	Comment	Raw	AF	CL	PA
	(Hz)	(dBuV/m)	(dBuV/m)	(dB)	(dB)	(m)		(°)	(m)		(dBuV)	(dB)	(dB)	(dB)
AV	3.54004G	43.42	54.00	-10.58	4.34	3	Horizontal	28	1.78	-	39.08	28.86	9.50	34.02
AV	10.63152G	46.92	54.00	-7.08	18.81	3	Horizontal	355	2.09	-	28.11	39.90	13.12	34.21
AV	15.91836G	46.35	54.00	-7.65	16.81	3	Horizontal	164	1.21	-	29.54	37.50	13.73	34.42
PK	3.53975G	49.93	74.00	-24.07	4.34	3	Horizontal	28	1.78	-	45.59	28.86	9.50	34.02
PK	10.62852G	60.12	74.00	-13.88	18.81	3	Horizontal	355	2.09	-	41.31	39.90	13.12	34.21
PK	15.93462G	59.47	74.00	-14.53	16.80	3	Horizontal	164	1.21	-	42.67	37.50	13.73	34.43

802.11ax HEW40-BF_Nss1,(MCS0)_2TX

5510MHz_TX

04/01/2020

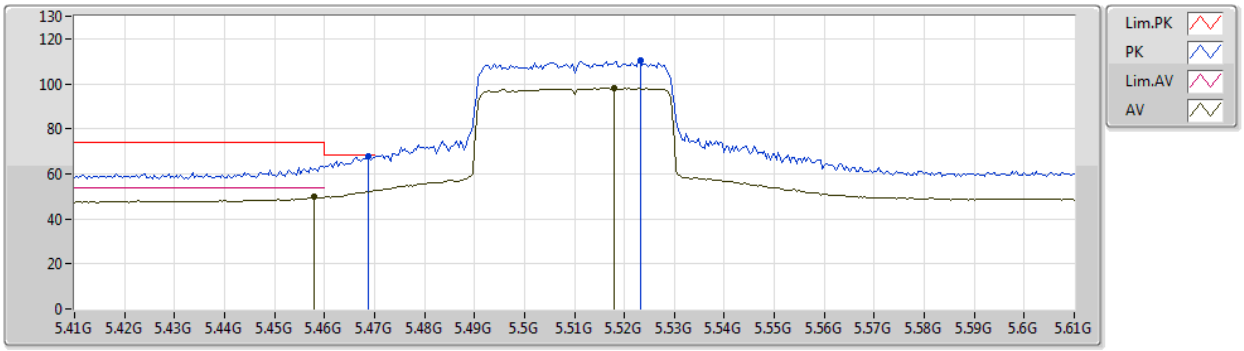

Type	Freq	Level	Limit	Margin	Factor	Dist	Condition	Azimuth	Height	Comment	Raw	AF	CL	PA
	(Hz)	(dBuV/m)	(dBuV/m)	(dB)	(dB)	(m)		(°)	(m)		(dBuV)	(dB)	(dB)	(dB)
AV	5.458G	49.62	54.00	-4.38	7.76	3	Vertical	32	2.42	-	41.86	31.63	10.20	34.07
AV	5.518G	97.94	Inf	-Inf	7.91	3	Vertical	32	2.42	-	90.03	31.76	10.22	34.07
PK	5.4688G	67.53	68.20	-0.67	7.82	3	Vertical	32	2.42	-	59.71	31.68	10.21	34.07
PK	5.5232G	110.62	Inf	-Inf	7.90	3	Vertical	32	2.42	-	102.72	31.75	10.22	34.07

802.11ax HEW40-BF_Nss1,(MCS0)_2TX

5510MHz_TX

04/01/2020

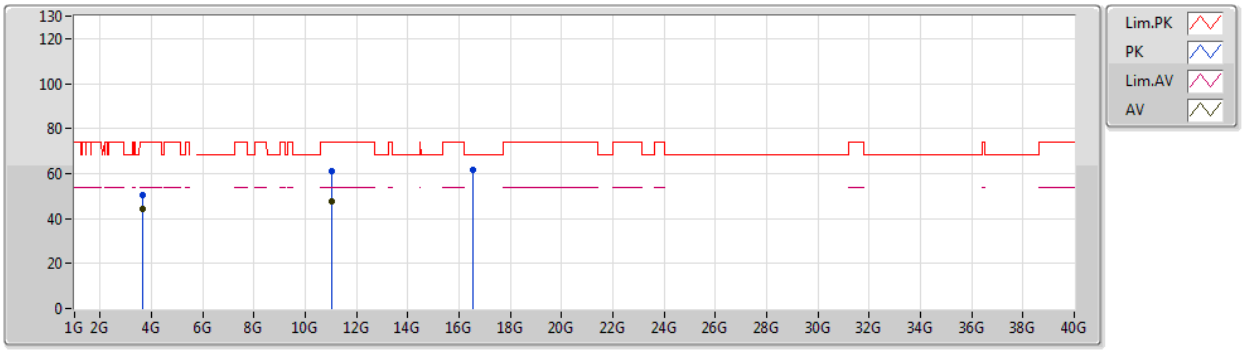

Type	Freq	Level	Limit	Margin	Factor	Dist	Condition	Azimuth	Height	Comment	Raw	AF	CL	PA
	(Hz)	(dBuV/m)	(dBuV/m)	(dB)	(dB)	(m)		(°)	(m)		(dBuV)	(dB)	(dB)	(dB)
AV	3.67338G	44.08	54.00	-9.92	4.71	3	Vertical	134	1.50	-	39.37	29.20	9.52	34.01
AV	11.014G	47.66	54.00	-6.34	19.32	3	Vertical	209	2.29	-	28.34	40.14	13.34	34.16
PK	3.67339G	50.62	74.00	-23.38	4.71	3	Vertical	134	1.50	-	45.91	29.20	9.52	34.01
PK	11.0314G	61.09	74.00	-12.91	19.26	3	Vertical	209	2.29	-	41.83	40.07	13.35	34.16
PK	16.53912G	61.80	68.20	-6.40	19.28	3	Vertical	234	2.86	-	42.52	38.98	14.25	33.95

802.11ax HEW40-BF_Nss1,(MCS0)_2TX

5510MHz_TX

04/01/2020

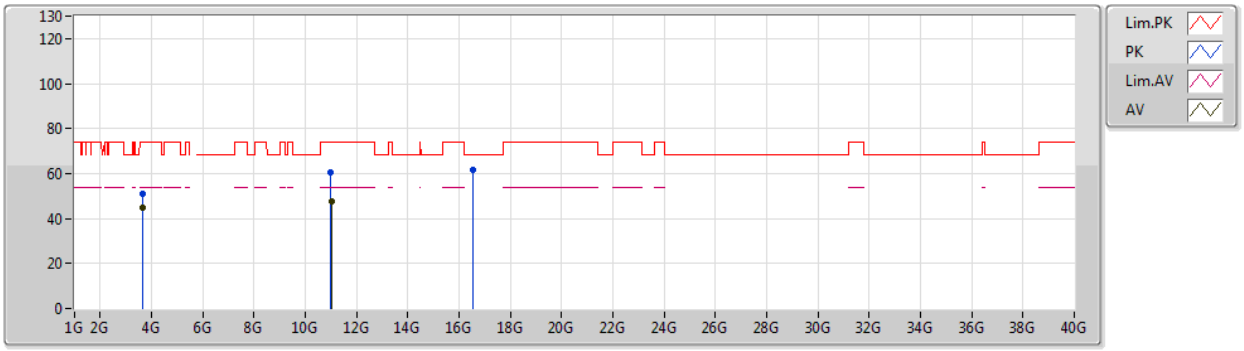

Type	Freq	Level	Limit	Margin	Factor	Dist	Condition	Azimuth	Height	Comment	Raw	AF	CL	PA
	(Hz)	(dBuV/m)	(dBuV/m)	(dB)	(dB)	(m)		(°)	(m)		(dBuV)	(dB)	(dB)	(dB)
AV	3.67335G	44.69	54.00	-9.31	4.71	3	Horizontal	26	1.50	-	39.98	29.20	9.52	34.01
AV	11.03182G	47.61	54.00	-6.39	19.26	3	Horizontal	329	2.42	-	28.35	40.07	13.35	34.16
PK	3.67329G	51.10	74.00	-22.90	4.71	3	Horizontal	26	1.50	-	46.39	29.20	9.52	34.01
PK	11.00656G	60.47	74.00	-13.53	19.35	3	Horizontal	329	2.42	-	41.12	40.17	13.34	34.16
PK	16.51842G	61.75	68.20	-6.45	19.20	3	Horizontal	93	2.32	-	42.55	38.94	14.23	33.97

802.11ax HEW40-BF_Nss1,(MCS0)_2TX

5550MHz_TX

04/01/2020

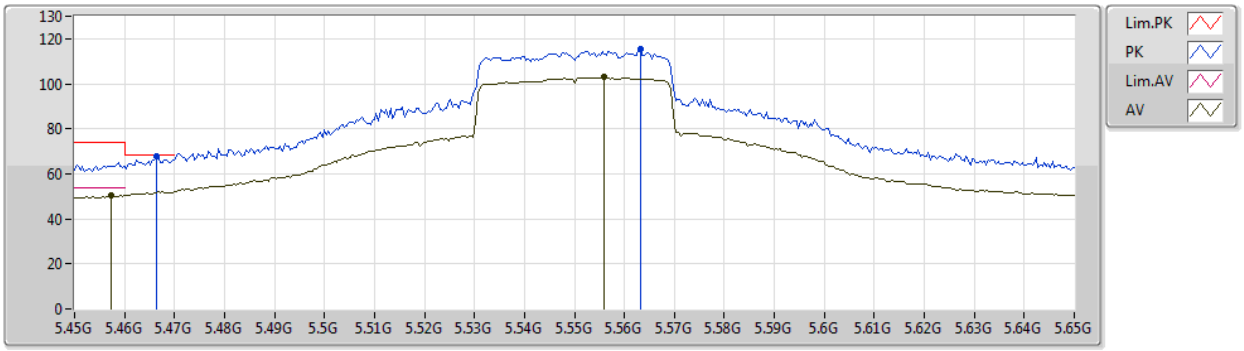

Type	Freq	Level	Limit	Margin	Factor	Dist	Condition	Azimuth	Height	Comment	Raw	AF	CL	PA
	(Hz)	(dBuV/m)	(dBuV/m)	(dB)	(dB)	(m)		(°)	(m)		(dBuV)	(dB)	(dB)	(dB)
AV	5.4572G	50.28	54.00	-3.72	7.76	3	Vertical	355	2.41	-	42.52	31.63	10.20	34.07
AV	5.556G	102.83	Inf	-Inf	7.85	3	Vertical	355	2.41	-	94.98	31.69	10.23	34.07
PK	5.4664G	67.71	68.20	-0.49	7.81	3	Vertical	355	2.41	-	59.90	31.67	10.21	34.07
PK	5.5632G	115.18	Inf	-Inf	7.83	3	Vertical	355	2.41	-	107.35	31.67	10.23	34.07

802.11ax HEW40-BF_Nss1,(MCS0)_2TX

5550MHz_TX

04/01/2020

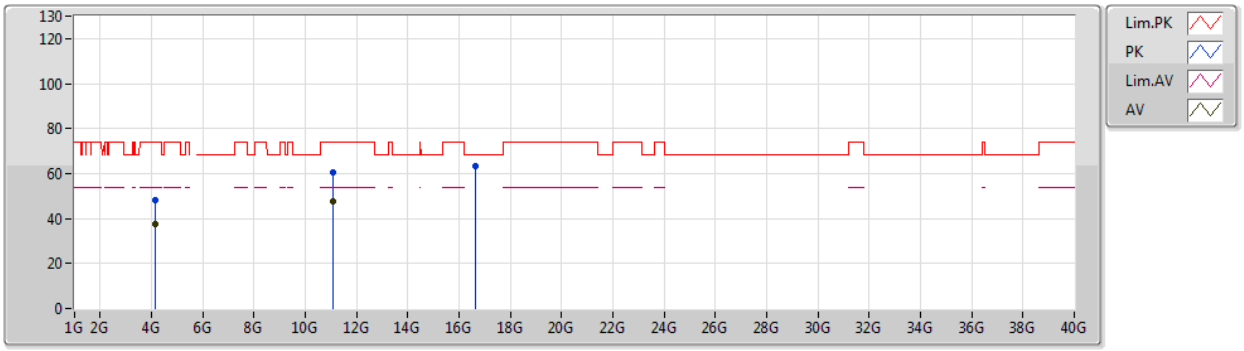

Type	Freq	Level	Limit	Margin	Factor	Dist	Condition	Azimuth	Height	Comment	Raw	AF	CL	PA
	(Hz)	(dBuV/m)	(dBuV/m)	(dB)	(dB)	(m)		(°)	(m)		(dBuV)	(dB)	(dB)	(dB)
AV	4.16246G	37.57	54.00	-16.43	5.48	3	Vertical	209	1.50	-	32.09	29.85	9.65	34.02
AV	11.10018G	47.69	54.00	-6.31	19.04	3	Vertical	88	1.98	-	28.65	39.80	13.39	34.15
PK	4.16239G	48.46	74.00	-25.54	5.48	3	Vertical	209	1.50	-	42.98	29.85	9.65	34.02
PK	11.10312G	60.36	74.00	-13.64	19.03	3	Vertical	88	1.98	-	41.33	39.79	13.39	34.15
PK	16.64448G	63.43	68.20	-4.77	19.93	3	Vertical	24	1.35	-	43.50	39.41	14.35	33.83

802.11ax HEW40-BF_Nss1,(MCS0)_2TX

5550MHz_TX

04/01/2020

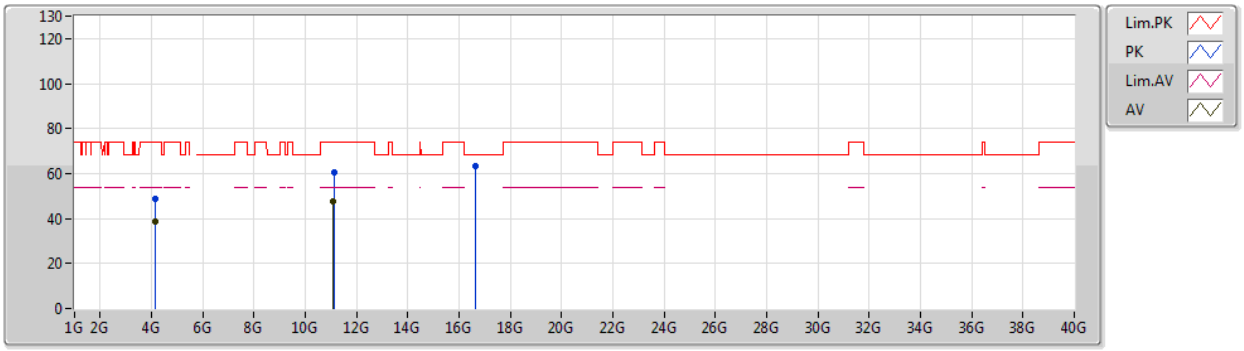

Type	Freq	Level	Limit	Margin	Factor	Dist	Condition	Azimuth	Height	Comment	Raw	AF	CL	PA
	(Hz)	(dBuV/m)	(dBuV/m)	(dB)	(dB)	(m)		(°)	(m)		(dBuV)	(dB)	(dB)	(dB)
AV	4.16247G	38.77	54.00	-15.23	5.48	3	Horizontal	46	2.89	-	33.29	29.85	9.65	34.02
AV	11.08914G	47.52	54.00	-6.48	19.08	3	Horizontal	186	2.13	-	28.44	39.84	13.39	34.15
PK	4.16229G	48.91	74.00	-25.09	5.48	3	Horizontal	46	2.89	-	43.43	29.85	9.65	34.02
PK	11.11434G	60.44	74.00	-13.56	19.02	3	Horizontal	186	2.13	-	41.42	39.77	13.40	34.15
PK	16.6587G	63.16	68.20	-5.04	20.07	3	Horizontal	248	1.50	-	43.09	39.51	14.37	33.81

802.11ax HEW40-BF_Nss1,(MCS0)_2TX

5670MHz_TX

04/01/2020

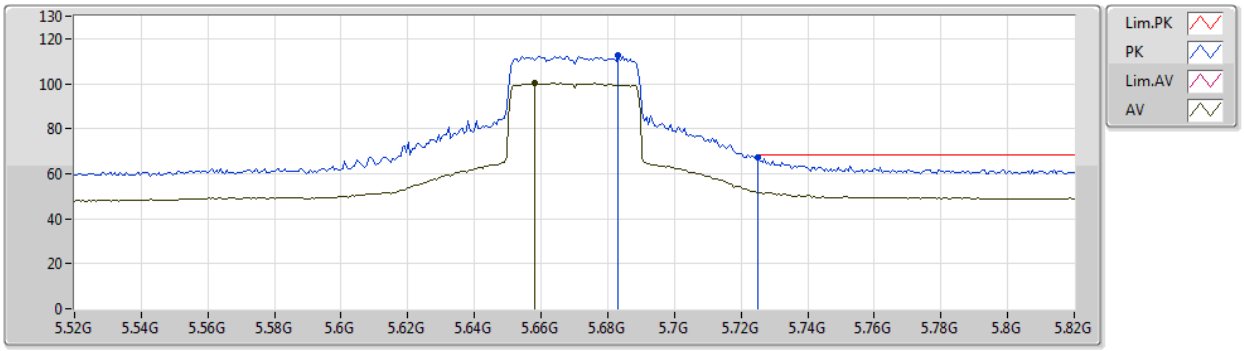

Type	Freq	Level	Limit	Margin	Factor	Dist	Condition	Azimuth	Height	Comment	Raw	AF	CL	PA
	(Hz)	(dBuV/m)	(dBuV/m)	(dB)	(dB)	(m)		(°)	(m)		(dBuV)	(dB)	(dB)	(dB)
AV	5.658G	100.41	Inf	-Inf	7.96	3	Vertical	32	2.40	-	92.45	31.72	10.31	34.07
PK	5.6832G	112.38	Inf	-Inf	8.04	3	Vertical	32	2.40	-	104.34	31.77	10.34	34.07
PK	5.7252G	67.37	68.20	-0.83	8.18	3	Vertical	32	2.40	-	59.19	31.85	10.40	34.07

802.11ax HEW40-BF_Nss1,(MCS0)_2TX

5670MHz_TX

04/01/2020

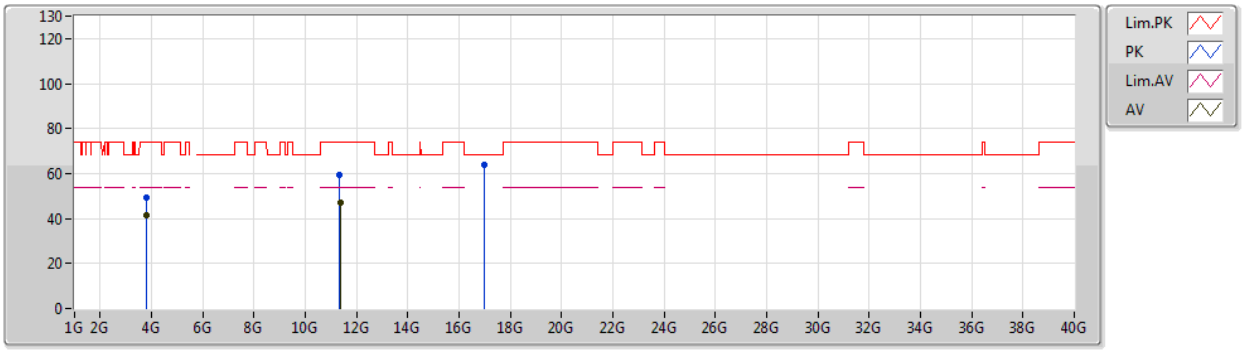

Type	Freq	Level	Limit	Margin	Factor	Dist	Condition	Azimuth	Height	Comment	Raw	AF	CL	PA
	(Hz)	(dBuV/m)	(dBuV/m)	(dB)	(dB)	(m)		(°)	(m)		(dBuV)	(dB)	(dB)	(dB)
AV	3.78005G	41.62	54.00	-12.38	4.81	3	Vertical	140	1.50	-	36.81	29.30	9.51	34.00
AV	11.3532G	47.12	54.00	-6.88	19.13	3	Vertical	358	1.02	-	27.99	39.71	13.54	34.12
PK	3.78005G	49.43	74.00	-24.57	4.81	3	Vertical	140	1.50	-	44.62	29.30	9.51	34.00
PK	11.35008G	59.47	74.00	-14.53	19.12	3	Vertical	358	1.02	-	40.35	39.70	13.54	34.12
PK	17.00304G	63.93	68.20	-4.27	21.47	3	Vertical	185	2.08	-	42.46	40.20	14.70	33.43

802.11ax HEW40-BF_Nss1,(MCS0)_2TX

5670MHz_TX

04/01/2020

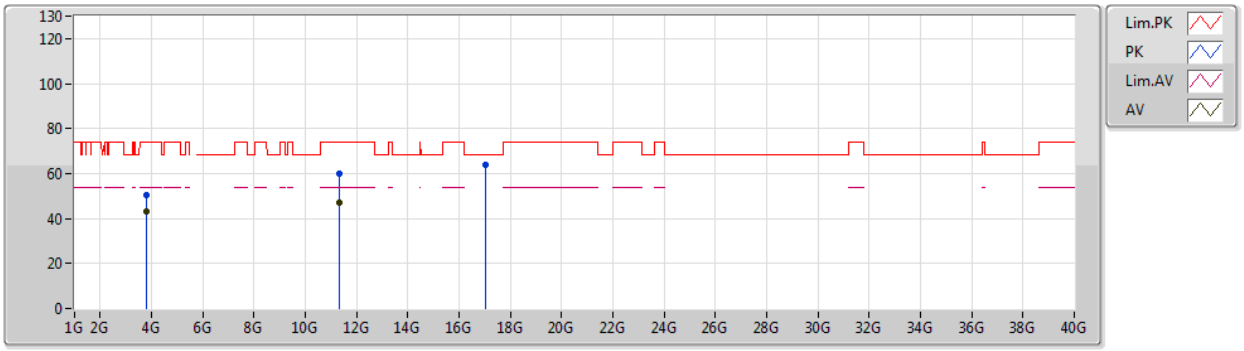

Type	Freq	Level	Limit	Margin	Factor	Dist	Condition	Azimuth	Height	Comment	Raw	AF	CL	PA
	(Hz)	(dBuV/m)	(dBuV/m)	(dB)	(dB)	(m)		(°)	(m)		(dBuV)	(dB)	(dB)	(dB)
AV	3.78G	43.04	54.00	-10.96	4.81	3	Horizontal	212	1.50	-	38.23	29.30	9.51	34.00
AV	11.3505G	47.23	54.00	-6.77	19.12	3	Horizontal	53	1.67	-	28.11	39.70	13.54	34.12
PK	3.7801G	50.18	74.00	-23.82	4.81	3	Horizontal	212	1.50	-	45.37	29.30	9.51	34.00
PK	11.34996G	60.05	74.00	-13.95	19.11	3	Horizontal	53	1.67	-	40.94	39.70	13.54	34.13
PK	17.0148G	64.14	68.20	-4.06	21.46	3	Horizontal	0	2.32	-	42.68	40.19	14.71	33.44

802.11ax HEW40-BF_Nss1,(MCS0)_2TX

5710MHz Straddle 5.47-5.725GHz_TX

04/01/2020

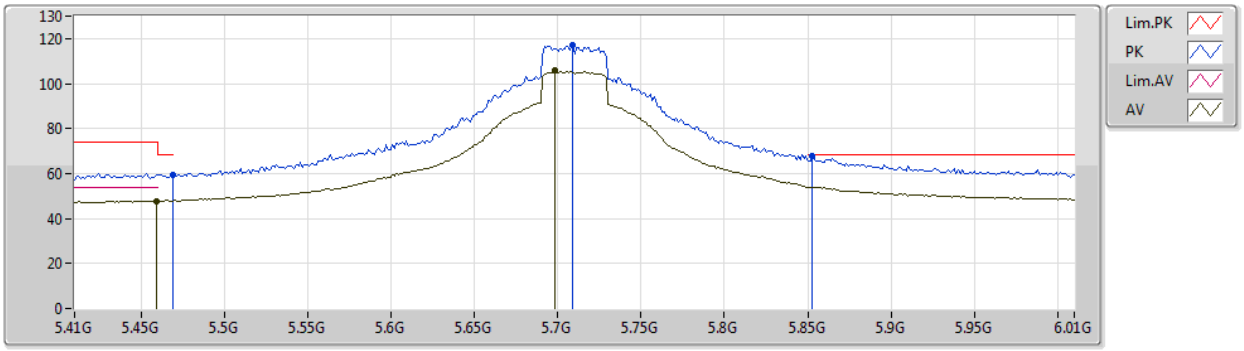

Type	Freq	Level	Limit	Margin	Factor	Dist	Condition	Azimuth	Height	Comment	Raw	AF	CL	PA
	(Hz)	(dBuV/m)	(dBuV/m)	(dB)	(dB)	(m)		(°)	(m)		(dBuV)	(dB)	(dB)	(dB)
AV	5.4592G	47.80	54.00	-6.20	7.77	3	Vertical	32	2.39	-	40.03	31.64	10.20	34.07
AV	5.698G	105.92	Inf	-Inf	8.09	3	Vertical	32	2.39	-	97.83	31.80	10.36	34.07
PK	5.4688G	59.29	68.20	-8.91	7.82	3	Vertical	32	2.39	-	51.47	31.68	10.21	34.07
PK	5.7088G	116.96	Inf	-Inf	8.13	3	Vertical	32	2.39	-	108.83	31.82	10.38	34.07
PK	5.8528G	67.90	68.20	-0.30	8.74	3	Vertical	32	2.39	-	59.16	32.31	10.51	34.08

802.11ax HEW40-BF_Nss1,(MCS0)_2TX

5710MHz Straddle 5.47-5.725GHz_TX

04/01/2020

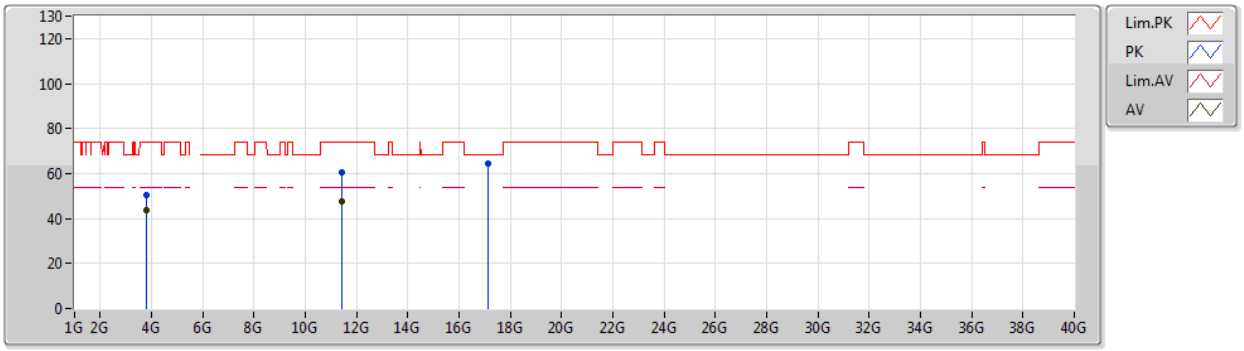

Type	Freq	Level	Limit	Margin	Factor	Dist	Condition	Azimuth	Height	Comment	Raw	AF	CL	PA
	(Hz)	(dBuV/m)	(dBuV/m)	(dB)	(dB)	(m)		(°)	(m)		(dBuV)	(dB)	(dB)	(dB)
AV	3.80665G	43.69	54.00	-10.31	4.82	3	Vertical	333	1.94	-	38.87	29.31	9.51	34.00
AV	11.43104G	47.62	54.00	-6.38	19.29	3	Vertical	147	1.67	-	28.33	39.83	13.58	34.12
PK	3.80678G	50.59	74.00	-23.41	4.83	3	Vertical	333	1.94	-	45.76	29.31	9.52	34.00
PK	11.42888G	60.69	74.00	-13.31	19.29	3	Vertical	147	1.67	-	41.40	39.83	13.58	34.12
PK	17.12472G	64.49	68.20	-3.71	21.44	3	Vertical	34	2.35	-	43.05	40.10	14.82	33.48

802.11ax HEW40-BF_Nss1,(MCS0)_2TX

5710MHz Straddle 5.47-5.725GHz_TX

04/01/2020

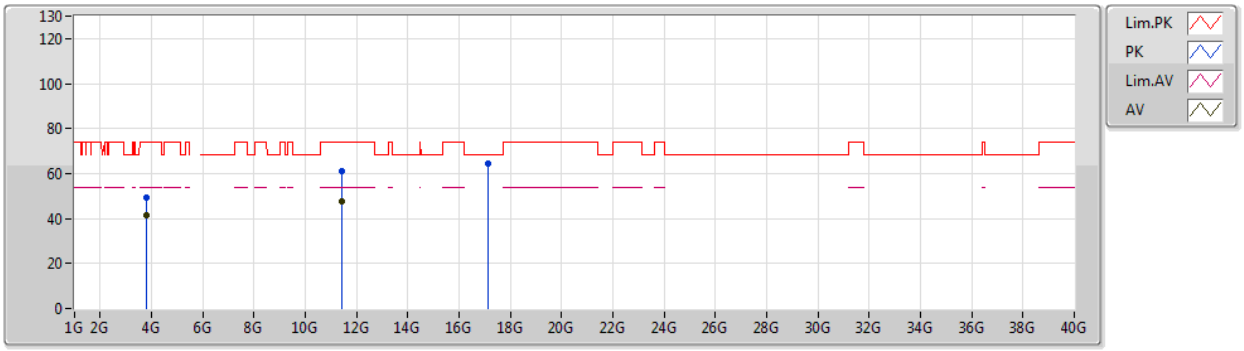

Type	Freq	Level	Limit	Margin	Factor	Dist	Condition	Azimuth	Height	Comment	Raw	AF	CL	PA
	(Hz)	(dBuV/m)	(dBuV/m)	(dB)	(dB)	(m)		(°)	(m)		(dBuV)	(dB)	(dB)	(dB)
AV	3.80672G	41.53	54.00	-12.47	4.82	3	Horizontal	209	1.50	-	36.71	29.31	9.51	34.00
AV	11.43464G	47.47	54.00	-6.53	19.30	3	Horizontal	154	1.23	-	28.17	39.83	13.59	34.12
PK	3.80663G	49.48	74.00	-24.52	4.82	3	Horizontal	209	1.50	-	44.66	29.31	9.51	34.00
PK	11.43296G	60.93	74.00	-13.07	19.30	3	Horizontal	154	1.23	-	41.63	39.83	13.59	34.12
PK	17.13696G	64.53	68.20	-3.67	21.45	3	Horizontal	0	1.50	-	43.08	40.10	14.83	33.48

802.11ax HEW80-BF_Nss1,(MCS0)_2TX

5290MHz_TX

04/01/2020

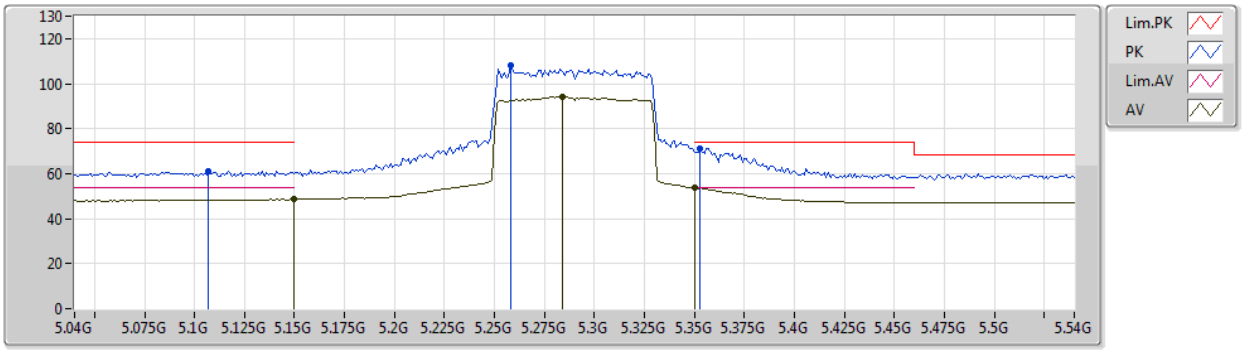

Type	Freq	Level	Limit	Margin	Factor	Dist	Condition	Azimuth	Height	Comment	Raw	AF	CL	PA
	(Hz)	(dBuV/m)	(dBuV/m)	(dB)	(dB)	(m)		(°)	(m)		(dBuV)	(dB)	(dB)	(dB)
AV	5.15G	48.66	54.00	-5.34	7.93	3	Vertical	172	1.79	-	40.73	31.90	10.08	34.05
AV	5.284G	94.03	Inf	-Inf	7.29	3	Vertical	172	1.79	-	86.74	31.23	10.12	34.06
AV	5.35G	53.74	54.00	-0.26	7.30	3	Vertical	172	1.79	-	46.44	31.20	10.16	34.06
PK	5.107G	61.31	74.00	-12.69	8.02	3	Vertical	172	1.79	-	53.29	31.99	10.08	34.05
PK	5.258G	107.87	Inf	-Inf	7.33	3	Vertical	172	1.79	-	100.54	31.28	10.11	34.06
PK	5.353G	71.21	74.00	-2.79	7.32	3	Vertical	172	1.79	-	63.89	31.22	10.16	34.06

802.11ax HEW80-BF_Nss1,(MCS0)_2TX

5290MHz_TX

04/01/2020

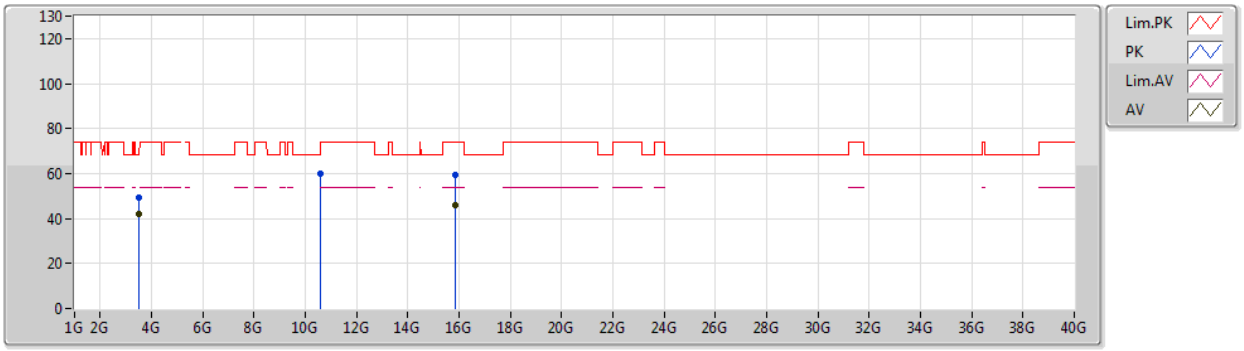

Type	Freq	Level	Limit	Margin	Factor	Dist	Condition	Azimuth	Height	Comment	Raw	AF	CL	PA
	(Hz)	(dBuV/m)	(dBuV/m)	(dB)	(dB)	(m)		(°)	(m)		(dBuV)	(dB)	(dB)	(dB)
AV	3.5267G	41.84	54.00	-12.16	4.28	3	Vertical	225	1.50	-	37.56	28.81	9.49	34.02
AV	15.8715G	45.91	54.00	-8.09	16.90	3	Vertical	322	1.50	-	29.01	37.56	13.73	34.39
PK	3.52677G	49.57	74.00	-24.43	4.28	3	Vertical	225	1.50	-	45.29	28.81	9.49	34.02
PK	10.57694G	59.98	68.20	-8.22	18.72	3	Vertical	174	1.19	-	41.26	39.85	13.09	34.22
PK	15.86118G	59.26	74.00	-14.74	16.93	3	Vertical	322	1.50	-	42.33	37.58	13.73	34.38

802.11ax HEW80-BF_Nss1,(MCS0)_2TX

5290MHz_TX

04/01/2020

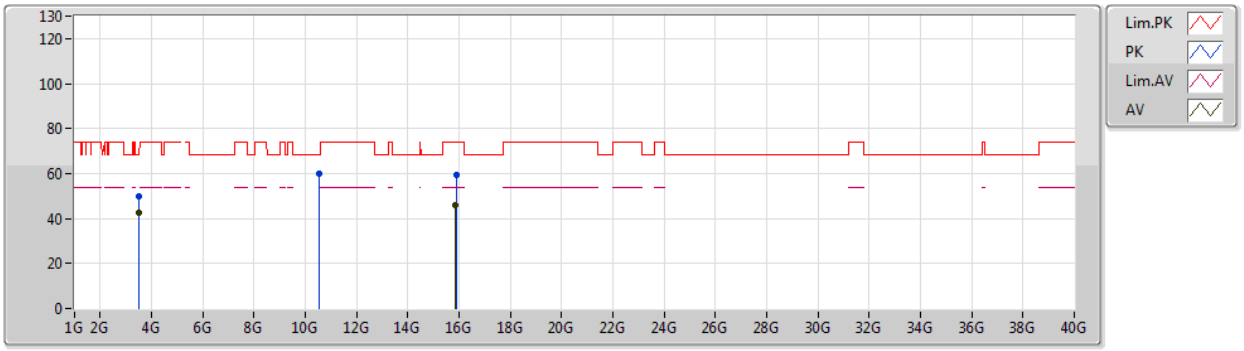

Type	Freq	Level	Limit	Margin	Factor	Dist	Condition	Azimuth	Height	Comment	Raw	AF	CL	PA
	(Hz)	(dBuV/m)	(dBuV/m)	(dB)	(dB)	(m)		(°)	(m)		(dBuV)	(dB)	(dB)	(dB)
AV	3.52669G	42.38	54.00	-11.62	4.28	3	Horizontal	26	1.50	-	38.10	28.81	9.49	34.02
AV	15.87378G	45.85	54.00	-8.15	16.89	3	Horizontal	50	1.39	-	28.96	37.55	13.73	34.39
PK	3.52661G	49.87	74.00	-24.13	4.28	3	Horizontal	26	1.50	-	45.59	28.81	9.49	34.02
PK	10.56536G	59.70	68.20	-8.50	18.69	3	Horizontal	148	1.08	-	41.01	39.83	13.08	34.22
PK	15.87816G	59.16	74.00	-14.84	16.88	3	Horizontal	50	1.39	-	42.28	37.54	13.73	34.39

802.11ax HEW80-BF_Nss1,(MCS0)_2TX

5530MHz_TX

04/01/2020

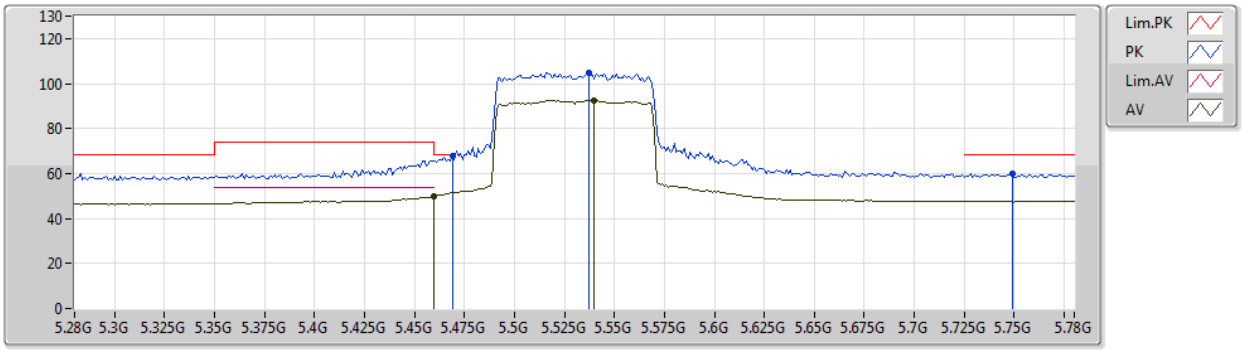

Type	Freq	Level	Limit	Margin	Factor	Dist	Condition	Azimuth	Height	Comment	Raw	AF	CL	PA
	(Hz)	(dBuV/m)	(dBuV/m)	(dB)	(dB)	(m)		(°)	(m)		(dBuV)	(dB)	(dB)	(dB)
AV	5.46G	49.98	54.00	-4.02	7.77	3	Vertical	175	1.70	-	42.21	31.64	10.20	34.07
AV	5.54G	92.51	Inf	-Inf	7.88	3	Vertical	175	1.70	-	84.63	31.72	10.23	34.07
PK	5.469G	67.95	68.20	-0.25	7.82	3	Vertical	175	1.70	-	60.13	31.68	10.21	34.07
PK	5.537G	104.67	Inf	-Inf	7.89	3	Vertical	175	1.70	-	96.78	31.73	10.23	34.07
PK	5.749G	60.01	68.20	-8.19	8.25	3	Vertical	175	1.70	-	51.76	31.90	10.42	34.07

802.11ax HEW80-BF_Nss1,(MCS0)_2TX

5530MHz_TX

04/01/2020

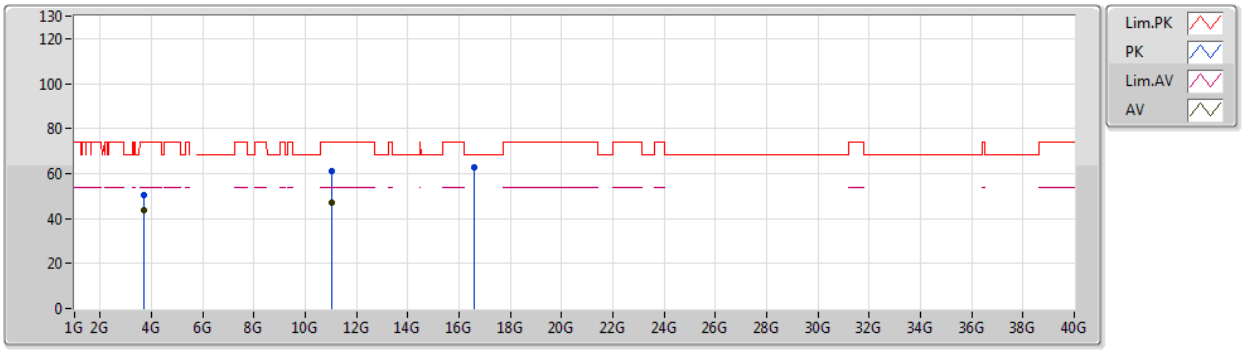

Type	Freq	Level	Limit	Margin	Factor	Dist	Condition	Azimuth	Height	Comment	Raw	AF	CL	PA
	(Hz)	(dBuV/m)	(dBuV/m)	(dB)	(dB)	(m)		(°)	(m)		(dBuV)	(dB)	(dB)	(dB)
AV	3.68669G	43.47	54.00	-10.53	4.71	3	Vertical	330	1.69	-	38.76	29.20	9.52	34.01
AV	11.04776G	47.21	54.00	-6.79	19.21	3	Vertical	289	2.12	-	28.00	40.01	13.36	34.16
PK	3.68658G	50.39	74.00	-23.61	4.71	3	Vertical	330	1.69	-	45.68	29.20	9.52	34.01
PK	11.0528G	61.04	74.00	-12.96	19.21	3	Vertical	289	2.12	-	41.83	39.99	13.37	34.15
PK	16.59204G	62.64	68.20	-5.56	19.49	3	Vertical	252	2.60	-	43.15	39.08	14.30	33.89

802.11ax HEW80-BF_Nss1,(MCS0)_2TX

5530MHz_TX

04/01/2020

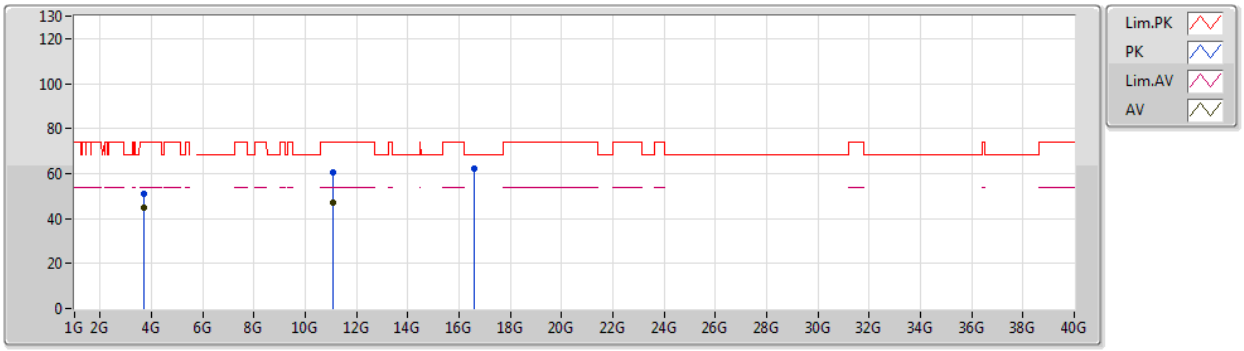

Type	Freq	Level	Limit	Margin	Factor	Dist	Condition	Azimuth	Height	Comment	Raw	AF	CL	PA
	(Hz)	(dBuV/m)	(dBuV/m)	(dB)	(dB)	(m)		(°)	(m)		(dBuV)	(dB)	(dB)	(dB)
AV	3.68671G	44.81	54.00	-9.19	4.71	3	Horizontal	26	1.21	-	40.10	29.20	9.52	34.01
AV	11.0615G	47.09	54.00	-6.91	19.17	3	Horizontal	36	1.12	-	27.92	39.95	13.37	34.15
PK	3.68678G	50.79	74.00	-23.21	4.71	3	Horizontal	26	1.21	-	46.08	29.20	9.52	34.01
PK	11.06942G	60.47	74.00	-13.53	19.15	3	Horizontal	36	1.12	-	41.32	39.92	13.38	34.15
PK	16.59186G	61.98	68.20	-6.22	19.49	3	Horizontal	251	1.71	-	42.49	39.08	14.30	33.89

802.11ax HEW80-BF_Nss1,(MCS0)_2TX

5610MHz_TX

04/01/2020

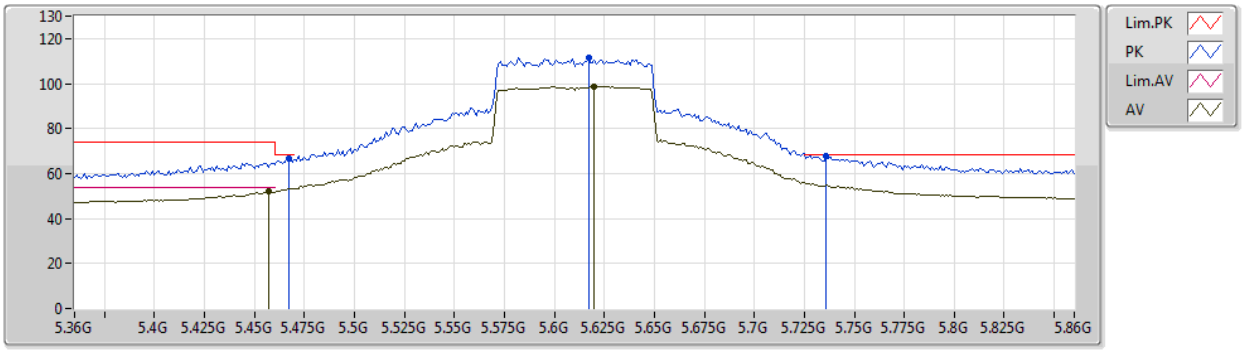

Type	Freq	Level	Limit	Margin	Factor	Dist	Condition	Azimuth	Height	Comment	Raw	AF	CL	PA
	(Hz)	(dBuV/m)	(dBuV/m)	(dB)	(dB)	(m)		(°)	(m)		(dBuV)	(dB)	(dB)	(dB)
AV	5.457G	51.94	54.00	-2.06	7.76	3	Vertical	32	2.40	-	44.18	31.63	10.20	34.07
AV	5.62G	98.86	Inf	-Inf	7.84	3	Vertical	32	2.40	-	91.02	31.64	10.27	34.07
PK	5.467G	66.48	68.20	-1.72	7.81	3	Vertical	32	2.40	-	58.67	31.67	10.21	34.07
PK	5.617G	111.59	Inf	-Inf	7.82	3	Vertical	32	2.40	-	103.77	31.63	10.26	34.07
PK	5.736G	67.80	68.20	-0.40	8.21	3	Vertical	32	2.40	-	59.59	31.87	10.41	34.07

802.11ax HEW80-BF_Nss1,(MCS0)_2TX

5610MHz_TX

04/01/2020

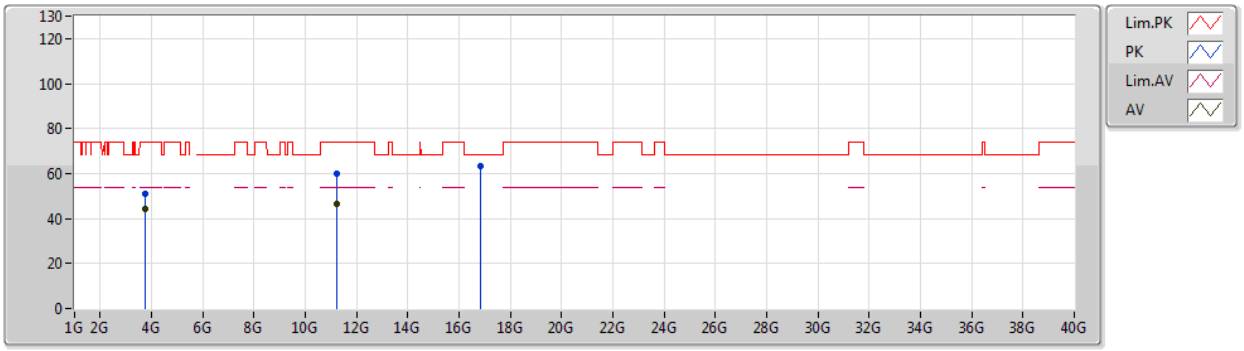

Type	Freq	Level	Limit	Margin	Factor	Dist	Condition	Azimuth	Height	Comment	Raw	AF	CL	PA
	(Hz)	(dBuV/m)	(dBuV/m)	(dB)	(dB)	(m)		(°)	(m)		(dBuV)	(dB)	(dB)	(dB)
AV	3.74001G	44.00	54.00	-10.00	4.78	3	Vertical	333	1.85	-	39.22	29.28	9.51	34.01
AV	11.21358G	46.55	54.00	-7.45	18.92	3	Vertical	36	1.53	-	27.63	39.60	13.46	34.14
PK	3.74002G	51.04	74.00	-22.96	4.78	3	Vertical	333	1.85	-	46.26	29.28	9.51	34.01
PK	11.21406G	59.96	74.00	-14.04	18.92	3	Vertical	36	1.53	-	41.04	39.60	13.46	34.14
PK	16.82478G	63.09	68.20	-5.11	21.00	3	Vertical	24	1.50	-	42.09	40.10	14.53	33.63

802.11ax HEW80-BF_Nss1,(MCS0)_2TX

5610MHz_TX

04/01/2020

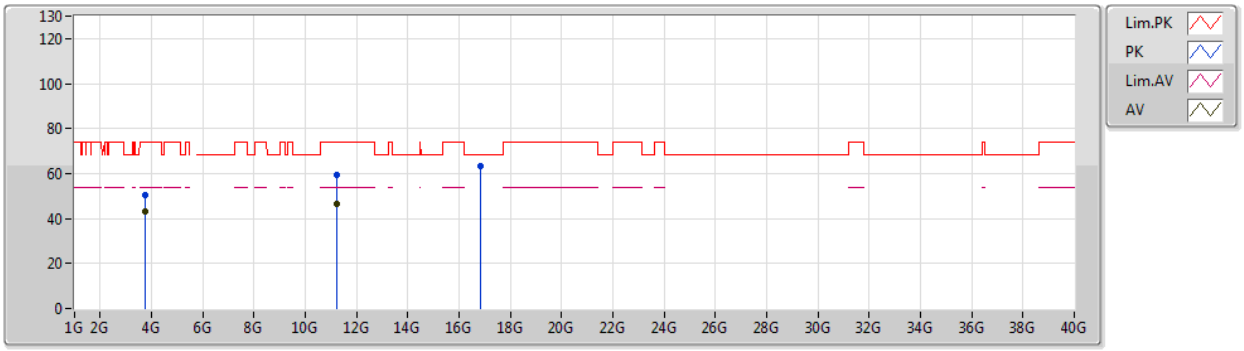

Type	Freq	Level	Limit	Margin	Factor	Dist	Condition	Azimuth	Height	Comment	Raw	AF	CL	PA
	(Hz)	(dBuV/m)	(dBuV/m)	(dB)	(dB)	(m)		(°)	(m)		(dBuV)	(dB)	(dB)	(dB)
AV	3.74002G	43.01	54.00	-10.99	4.78	3	Horizontal	22	1.50	-	38.23	29.28	9.51	34.01
AV	11.22888G	46.47	54.00	-7.53	18.93	3	Horizontal	56	2.42	-	27.54	39.60	13.47	34.14
PK	3.73985G	50.54	74.00	-23.46	4.78	3	Horizontal	22	1.50	-	45.76	29.28	9.51	34.01
PK	11.22552G	59.64	74.00	-14.36	18.93	3	Horizontal	56	2.42	-	40.71	39.60	13.47	34.14
PK	16.84098G	63.35	68.20	-4.85	21.03	3	Horizontal	322	1.50	-	42.32	40.10	14.54	33.61

802.11ax HEW80-BF_Nss1,(MCS0)_2TX

5690MHz Straddle 5.47-5.725GHz_TX

04/01/2020

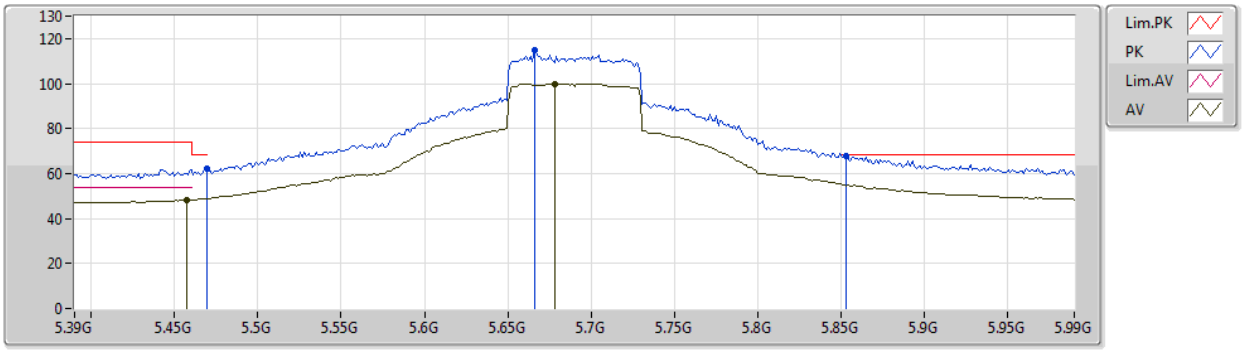

Type	Freq	Level	Limit	Margin	Factor	Dist	Condition	Azimuth	Height	Comment	Raw	AF	CL	PA
	(Hz)	(dBuV/m)	(dBuV/m)	(dB)	(dB)	(m)		(°)	(m)		(dBuV)	(dB)	(dB)	(dB)
AV	5.4572G	48.25	54.00	-5.75	7.76	3	Vertical	32	2.39	-	40.49	31.63	10.20	34.07
AV	5.678G	100.02	Inf	-Inf	8.03	3	Vertical	32	2.39	-	91.99	31.76	10.34	34.07
PK	5.4692G	61.95	68.20	-6.25	7.82	3	Vertical	32	2.39	-	54.13	31.68	10.21	34.07
PK	5.666G	114.63	Inf	-Inf	7.98	3	Vertical	32	2.39	-	106.65	31.73	10.32	34.07
PK	5.8532G	67.64	68.20	-0.56	8.74	3	Vertical	32	2.39	-	58.90	32.31	10.51	34.08

802.11ax HEW80-BF_Nss1,(MCS0)_2TX

5690MHz Straddle 5.47-5.725GHz_TX

04/01/2020

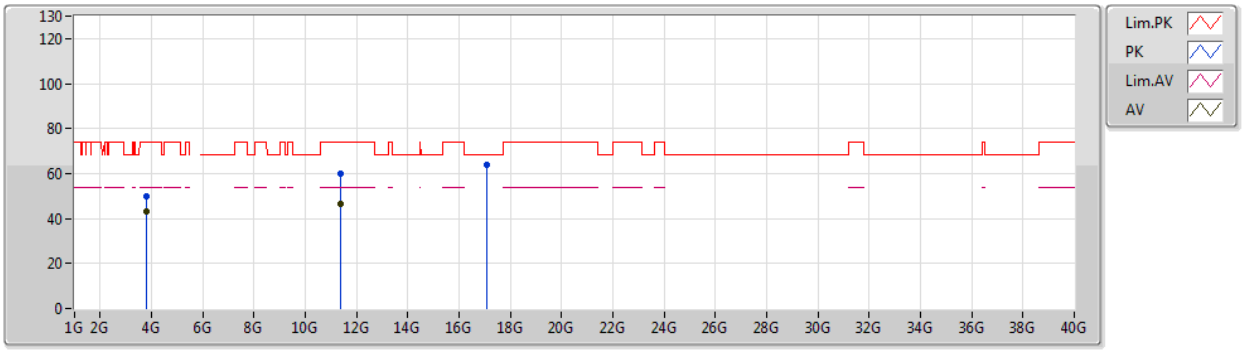

Type	Freq	Level	Limit	Margin	Factor	Dist	Condition	Azimuth	Height	Comment	Raw	AF	CL	PA
	(Hz)	(dBuV/m)	(dBuV/m)	(dB)	(dB)	(m)		(°)	(m)		(dBuV)	(dB)	(dB)	(dB)
AV	3.79335G	42.97	54.00	-11.03	4.81	3	Vertical	339	1.99	-	38.16	29.30	9.51	34.00
AV	11.37826G	46.61	54.00	-7.39	19.19	3	Vertical	54	1.64	-	27.42	39.76	13.55	34.12
PK	3.79347G	50.03	74.00	-23.97	4.81	3	Vertical	339	1.99	-	45.22	29.30	9.51	34.00
PK	11.37904G	60.09	74.00	-13.91	19.19	3	Vertical	54	1.64	-	40.90	39.76	13.55	34.12
PK	17.06286G	63.85	68.20	-4.35	21.45	3	Vertical	217	2.69	-	42.40	40.14	14.76	33.45

802.11ax HEW80-BF_Nss1,(MCS0)_2TX

5690MHz Straddle 5.47-5.725GHz_TX

04/01/2020

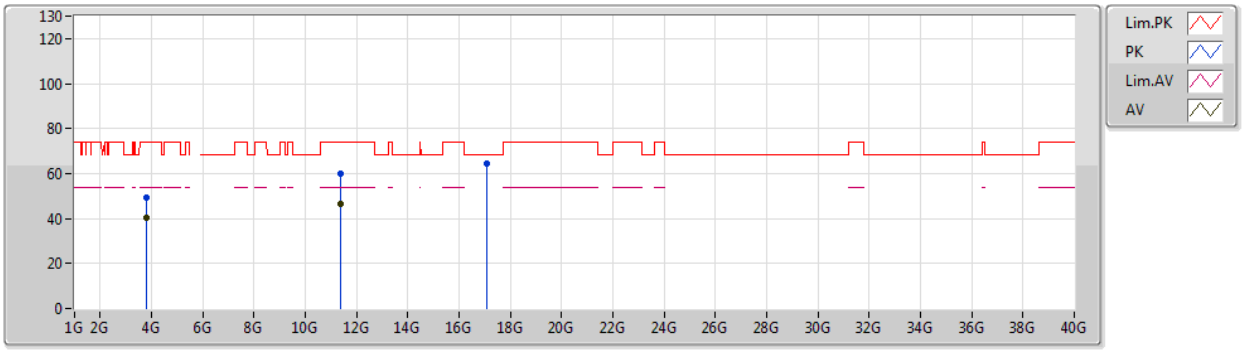

Type	Freq	Level	Limit	Margin	Factor	Dist	Condition	Azimuth	Height	Comment	Raw	AF	CL	PA
	(Hz)	(dBuV/m)	(dBuV/m)	(dB)	(dB)	(m)		(°)	(m)		(dBuV)	(dB)	(dB)	(dB)
AV	3.79337G	40.46	54.00	-13.54	4.81	3	Horizontal	22	1.50	-	35.65	29.30	9.51	34.00
AV	11.38774G	46.63	54.00	-7.37	19.22	3	Horizontal	0	1.68	-	27.41	39.78	13.56	34.12
PK	3.79337G	49.27	74.00	-24.73	4.81	3	Horizontal	22	1.50	-	44.46	29.30	9.51	34.00
PK	11.37274G	59.93	74.00	-14.07	19.18	3	Horizontal	0	1.68	-	40.75	39.75	13.55	34.12
PK	17.06472G	64.18	68.20	-4.02	21.45	3	Horizontal	24	1.50	-	42.73	40.14	14.76	33.45

Summary

Mode	Result	Type	Freq (Hz)	Level (dBuV/m)	Limit (dBuV/m)	Margin (dB)	Dist (m)	Condition	Azimuth (°)	Height (m)	Comments
5.25-5.35GHz	-	-	-	-	-	-	-	-	-	-	-
802.11ax HEW20-BF_Nss1,(MCS0)_2TX	Pass	AV	5.3542G	53.68	54.00	-0.32	3	Horizontal	357	2.14	-
802.11ax HEW40-BF_Nss1,(MCS0)_2TX	Pass	AV	5.3514G	53.54	54.00	-0.46	3	Horizontal	6	1.77	-
802.11ax HEW80-BF_Nss1,(MCS0)_2TX	Pass	AV	5.35G	53.71	54.00	-0.29	3	Horizontal	357	2.25	-
5.47-5.725GHz	-	-	-	-	-	-	-	-	-	-	-
802.11ax HEW20-BF_Nss1,(MCS0)_2TX	Pass	PK	5.4688G	67.83	68.20	-0.37	3	Horizontal	24	1.33	-
802.11ax HEW40-BF_Nss1,(MCS0)_2TX	Pass	PK	5.4662G	68.05	68.20	-0.15	3	Horizontal	357	2.23	-
802.11ax HEW80-BF_Nss1,(MCS0)_2TX	Pass	PK	5.86G	67.72	68.20	-0.48	3	Horizontal	0	2.24	-

Result

Mode	Result	Type	Freq (Hz)	Level (dBuV/m)	Limit (dBuV/m)	Margin (dB)	Dist (m)	Condition	Azimuth (°)	Height (m)	Comments
802.11ax HEW20-BF_Nss1,(MCS0)_2TX	-	-	-	-	-	-	-	-	-	-	-
5260MHz	Pass	AV	5.119G	46.40	54.00	-7.60	3	Vertical	129	1.52	-
5260MHz	Pass	AV	5.263G	88.24	Inf	-Inf	3	Vertical	129	1.52	-
5260MHz	Pass	AV	5.4052G	46.29	54.00	-7.71	3	Vertical	129	1.52	-
5260MHz	Pass	PK	5.1466G	59.10	74.00	-14.90	3	Vertical	129	1.52	-
5260MHz	Pass	PK	5.2618G	100.34	Inf	-Inf	3	Vertical	129	1.52	-
5260MHz	Pass	PK	5.3578G	58.49	74.00	-15.51	3	Vertical	129	1.52	-
5260MHz	Pass	AV	5.15G	49.90	54.00	-4.10	3	Horizontal	357	2.14	-
5260MHz	Pass	AV	5.263G	109.92	Inf	-Inf	3	Horizontal	357	2.14	-
5260MHz	Pass	AV	5.3542G	53.68	54.00	-0.32	3	Horizontal	357	2.14	-
5260MHz	Pass	PK	5.1442G	63.73	74.00	-10.27	3	Horizontal	357	2.14	-
5260MHz	Pass	PK	5.2564G	122.11	Inf	-Inf	3	Horizontal	357	2.14	-
5260MHz	Pass	PK	5.3506G	71.66	74.00	-2.34	3	Horizontal	357	2.14	-
5260MHz	Pass	AV	3.50668G	45.75	54.00	-8.25	3	Vertical	185	1.19	-
5260MHz	Pass	AV	15.7653G	45.64	54.00	-8.36	3	Vertical	238	1.50	-
5260MHz	Pass	PK	3.50677G	49.63	74.00	-24.37	3	Vertical	185	1.19	-
5260MHz	Pass	PK	10.50674G	60.43	68.20	-7.77	3	Vertical	347	2.44	-
5260MHz	Pass	PK	15.78102G	59.31	74.00	-14.69	3	Vertical	238	1.50	-
5260MHz	Pass	AV	3.50666G	46.37	54.00	-7.63	3	Horizontal	120	1.21	-
5260MHz	Pass	AV	15.77538G	45.44	54.00	-8.56	3	Horizontal	282	1.68	-
5260MHz	Pass	PK	3.5067G	49.67	74.00	-24.33	3	Horizontal	120	1.21	-
5260MHz	Pass	PK	10.5206G	60.14	68.20	-8.06	3	Horizontal	135	1.23	-
5260MHz	Pass	PK	15.786G	58.58	74.00	-15.42	3	Horizontal	282	1.68	-
5300MHz	Pass	AV	5.294G	86.66	Inf	-Inf	3	Vertical	126	1.54	-
5300MHz	Pass	AV	5.441G	46.63	54.00	-7.37	3	Vertical	126	1.54	-
5300MHz	Pass	PK	5.2952G	98.18	Inf	-Inf	3	Vertical	126	1.54	-
5300MHz	Pass	PK	5.354G	59.17	74.00	-14.83	3	Vertical	126	1.54	-
5300MHz	Pass	AV	5.2922G	107.75	Inf	-Inf	3	Horizontal	357	1.35	-
5300MHz	Pass	AV	5.35G	51.71	54.00	-2.29	3	Horizontal	357	1.35	-
5300MHz	Pass	PK	5.3084G	119.45	Inf	-Inf	3	Horizontal	357	1.35	-
5300MHz	Pass	PK	5.3528G	73.35	74.00	-0.65	3	Horizontal	357	1.35	-
5300MHz	Pass	AV	10.60048G	44.01	54.00	-9.99	3	Vertical	37	2.16	-
5300MHz	Pass	AV	15.89238G	45.58	54.00	-8.42	3	Vertical	171	1.50	-
5300MHz	Pass	PK	3.12436G	45.16	68.20	-23.04	3	Vertical	323	1.00	-
5300MHz	Pass	PK	10.59916G	57.34	68.20	-10.86	3	Vertical	37	2.16	-
5300MHz	Pass	PK	15.89166G	59.68	74.00	-14.32	3	Vertical	171	1.50	-
5300MHz	Pass	AV	10.6045G	44.98	54.00	-9.02	3	Horizontal	3	1.77	-
5300MHz	Pass	AV	15.90438G	50.89	54.00	-3.11	3	Horizontal	322	1.64	-
5300MHz	Pass	PK	3.12491G	46.65	68.20	-21.55	3	Horizontal	139	2.10	-
5300MHz	Pass	PK	10.60498G	57.64	74.00	-16.36	3	Horizontal	3	1.77	-
5300MHz	Pass	PK	15.90468G	71.53	74.00	-2.47	3	Horizontal	322	1.64	-
5320MHz	Pass	AV	5.314G	95.45	Inf	-Inf	3	Vertical	49	2.93	-
5320MHz	Pass	AV	5.35G	46.54	54.00	-7.46	3	Vertical	49	2.93	-
5320MHz	Pass	PK	5.3152G	106.90	Inf	-Inf	3	Vertical	49	2.93	-
5320MHz	Pass	PK	5.4688G	58.59	68.20	-9.61	3	Vertical	49	2.93	-
5320MHz	Pass	AV	5.3176G	104.66	Inf	-Inf	3	Horizontal	356	2.06	-
5320MHz	Pass	AV	5.3506G	53.61	54.00	-0.39	3	Horizontal	356	2.06	-
5320MHz	Pass	PK	5.3284G	117.01	Inf	-Inf	3	Horizontal	356	2.06	-

Mode	Result	Type	Freq (Hz)	Level (dBuV/m)	Limit (dBuV/m)	Margin (dB)	Dist (m)	Condition	Azimuth (°)	Height (m)	Comments
5320MHz	Pass	PK	5.35G	71.15	74.00	-2.85	3	Horizontal	356	2.06	-
5320MHz	Pass	AV	10.63796G	44.08	54.00	-9.92	3	Vertical	37	2.11	-
5320MHz	Pass	AV	15.96624G	45.35	54.00	-8.65	3	Vertical	0	1.50	-
5320MHz	Pass	PK	3.12512G	45.44	68.20	-22.76	3	Vertical	321	1.29	-
5320MHz	Pass	PK	10.6511G	56.39	74.00	-17.61	3	Vertical	37	2.11	-
5320MHz	Pass	PK	15.96564G	58.55	74.00	-15.45	3	Vertical	0	1.50	-
5320MHz	Pass	AV	10.64042G	44.17	54.00	-9.83	3	Horizontal	14	1.50	-
5320MHz	Pass	AV	15.975G	45.68	54.00	-8.32	3	Horizontal	68	1.49	-
5320MHz	Pass	PK	3.12484G	46.18	68.20	-22.02	3	Horizontal	141	2.11	-
5320MHz	Pass	PK	10.63724G	57.43	74.00	-16.57	3	Horizontal	14	1.50	-
5320MHz	Pass	PK	15.96048G	58.60	74.00	-15.40	3	Horizontal	68	1.49	-
5500MHz	Pass	AV	5.425G	46.65	54.00	-7.35	3	Vertical	24	2.62	-
5500MHz	Pass	AV	5.5024G	90.00	Inf	-Inf	3	Vertical	24	2.62	-
5500MHz	Pass	PK	5.4694G	58.52	68.20	-9.68	3	Vertical	24	2.62	-
5500MHz	Pass	PK	5.5084G	102.63	Inf	-Inf	3	Vertical	24	2.62	-
5500MHz	Pass	AV	5.4592G	48.58	54.00	-5.42	3	Horizontal	24	1.33	-
5500MHz	Pass	AV	5.4916G	102.62	Inf	-Inf	3	Horizontal	24	1.33	-
5500MHz	Pass	PK	5.4688G	67.83	68.20	-0.37	3	Horizontal	24	1.33	-
5500MHz	Pass	PK	5.4922G	113.75	Inf	-Inf	3	Horizontal	24	1.33	-
5500MHz	Pass	AV	3.66668G	45.06	54.00	-8.94	3	Vertical	192	1.35	-
5500MHz	Pass	AV	11.01146G	42.83	54.00	-11.17	3	Vertical	55	2.35	-
5500MHz	Pass	PK	3.66679G	49.49	74.00	-24.51	3	Vertical	192	1.35	-
5500MHz	Pass	PK	11.01476G	55.72	74.00	-18.28	3	Vertical	55	2.35	-
5500MHz	Pass	PK	16.5245G	61.66	68.20	-6.54	3	Vertical	133	2.26	-
5500MHz	Pass	AV	3.66668G	49.20	54.00	-4.80	3	Horizontal	236	1.47	-
5500MHz	Pass	AV	10.9989G	42.80	54.00	-11.20	3	Horizontal	12	1.50	-
5500MHz	Pass	PK	3.66676G	51.91	74.00	-22.09	3	Horizontal	236	1.47	-
5500MHz	Pass	PK	10.9757G	55.49	74.00	-18.51	3	Horizontal	12	1.50	-
5500MHz	Pass	PK	16.4842G	61.67	68.20	-6.53	3	Horizontal	8	2.93	-
5580MHz	Pass	AV	5.4306G	46.41	54.00	-7.59	3	Vertical	360	2.65	-
5580MHz	Pass	AV	5.5734G	92.64	Inf	-Inf	3	Vertical	360	2.65	-
5580MHz	Pass	PK	5.469G	57.98	68.20	-10.22	3	Vertical	360	2.65	-
5580MHz	Pass	PK	5.5716G	104.14	Inf	-Inf	3	Vertical	360	2.65	-
5580MHz	Pass	PK	5.727G	58.66	68.20	-9.54	3	Vertical	360	2.65	-
5580MHz	Pass	AV	5.4582G	48.33	54.00	-5.67	3	Horizontal	360	1.37	-
5580MHz	Pass	AV	5.5776G	112.09	Inf	-Inf	3	Horizontal	360	1.37	-
5580MHz	Pass	PK	5.466G	61.93	68.20	-6.27	3	Horizontal	360	1.37	-
5580MHz	Pass	PK	5.5776G	123.16	Inf	-Inf	3	Horizontal	360	1.37	-
5580MHz	Pass	PK	5.7264G	60.25	68.20	-7.95	3	Horizontal	360	1.37	-
5580MHz	Pass	AV	11.1515G	43.09	54.00	-10.91	3	Vertical	0	1.50	-
5580MHz	Pass	PK	3.12469G	45.18	68.20	-23.02	3	Vertical	319	1.32	-
5580MHz	Pass	PK	11.1827G	56.21	74.00	-17.79	3	Vertical	0	1.50	-
5580MHz	Pass	PK	16.7333G	66.83	68.20	-1.37	3	Vertical	324	2.40	-
5580MHz	Pass	AV	11.1543G	43.19	54.00	-10.81	3	Horizontal	0	1.50	-
5580MHz	Pass	PK	3.12499G	46.31	68.20	-21.89	3	Horizontal	140	2.10	-
5580MHz	Pass	PK	11.1672G	55.94	74.00	-18.06	3	Horizontal	0	1.50	-
5580MHz	Pass	PK	16.73592G	67.02	68.20	-1.18	3	Horizontal	317	1.50	-
5700MHz	Pass	AV	5.7018G	83.76	Inf	-Inf	3	Vertical	29	1.11	-
5700MHz	Pass	PK	5.7084G	96.60	Inf	-Inf	3	Vertical	29	1.11	-

Mode	Result	Type	Freq (Hz)	Level (dBuV/m)	Limit (dBuV/m)	Margin (dB)	Dist (m)	Condition	Azimuth (°)	Height (m)	Comments
5700MHz	Pass	PK	5.8218G	59.27	68.20	-8.93	3	Vertical	29	1.11	-
5700MHz	Pass	AV	5.697G	102.08	Inf	-Inf	3	Horizontal	360	1.50	-
5700MHz	Pass	PK	5.7084G	114.71	Inf	-Inf	3	Horizontal	360	1.50	-
5700MHz	Pass	PK	5.7252G	67.55	68.20	-0.65	3	Horizontal	360	1.50	-
5700MHz	Pass	AV	11.408G	42.94	54.00	-11.06	3	Vertical	23	2.11	-
5700MHz	Pass	PK	3.12515G	45.06	68.20	-23.14	3	Vertical	322	1.00	-
5700MHz	Pass	PK	11.4126G	55.70	74.00	-18.30	3	Vertical	23	2.11	-
5700MHz	Pass	PK	17.1215G	63.19	68.20	-5.01	3	Vertical	162	1.50	-
5700MHz	Pass	AV	11.3837G	42.92	54.00	-11.08	3	Horizontal	349	1.50	-
5700MHz	Pass	PK	3.12489G	46.61	68.20	-21.59	3	Horizontal	140	2.11	-
5700MHz	Pass	PK	11.4092G	55.96	74.00	-18.04	3	Horizontal	349	1.50	-
5700MHz	Pass	PK	17.1164G	63.25	68.20	-4.95	3	Horizontal	203	2.99	-
5720MHz Straddle 5.47-5.725GHz	Pass	AV	5.4476G	46.54	54.00	-7.46	3	Vertical	27	2.68	-
5720MHz Straddle 5.47-5.725GHz	Pass	AV	5.7212G	98.14	Inf	-Inf	3	Vertical	27	2.68	-
5720MHz Straddle 5.47-5.725GHz	Pass	PK	5.4692G	58.49	68.20	-9.71	3	Vertical	27	2.68	-
5720MHz Straddle 5.47-5.725GHz	Pass	PK	5.7248G	109.70	Inf	-Inf	3	Vertical	27	2.68	-
5720MHz Straddle 5.47-5.725GHz	Pass	PK	5.8676G	59.49	68.20	-8.71	3	Vertical	27	2.68	-
5720MHz Straddle 5.47-5.725GHz	Pass	AV	5.456G	47.76	54.00	-6.24	3	Horizontal	353	2.14	-
5720MHz Straddle 5.47-5.725GHz	Pass	AV	5.714G	110.41	Inf	-Inf	3	Horizontal	353	2.14	-
5720MHz Straddle 5.47-5.725GHz	Pass	PK	5.462G	59.45	68.20	-8.75	3	Horizontal	353	2.14	-
5720MHz Straddle 5.47-5.725GHz	Pass	PK	5.714G	122.13	Inf	-Inf	3	Horizontal	353	2.14	-
5720MHz Straddle 5.47-5.725GHz	Pass	PK	5.8508G	67.68	68.20	-0.52	3	Horizontal	353	2.14	-
5720MHz Straddle 5.47-5.725GHz	Pass	AV	3.81332G	41.87	54.00	-12.13	3	Vertical	12	1.39	-
5720MHz Straddle 5.47-5.725GHz	Pass	AV	11.4223G	46.03	54.00	-7.97	3	Vertical	21	1.56	-
5720MHz Straddle 5.47-5.725GHz	Pass	PK	3.81326G	47.45	74.00	-26.55	3	Vertical	12	1.39	-
5720MHz Straddle 5.47-5.725GHz	Pass	PK	11.4226G	58.08	74.00	-15.92	3	Vertical	21	1.56	-
5720MHz Straddle 5.47-5.725GHz	Pass	PK	17.1626G	67.14	68.20	-1.06	3	Vertical	319	1.53	-
5720MHz Straddle 5.47-5.725GHz	Pass	AV	3.81336G	44.84	54.00	-9.16	3	Horizontal	240	1.20	-
5720MHz Straddle 5.47-5.725GHz	Pass	AV	11.4561G	44.45	54.00	-9.55	3	Horizontal	205	1.43	-
5720MHz Straddle 5.47-5.725GHz	Pass	PK	3.81321G	49.46	74.00	-24.54	3	Horizontal	240	1.20	-
5720MHz Straddle 5.47-5.725GHz	Pass	PK	11.4543G	56.89	74.00	-17.11	3	Horizontal	205	1.43	-
5720MHz Straddle 5.47-5.725GHz	Pass	PK	17.1633G	67.31	68.20	-0.89	3	Horizontal	318	1.46	-
802.11ax HEW40-BF_Nss1,(MCS0)_2TX	-	-	-	-	-	-	-	-	-	-	-
5270MHz	Pass	AV	5.1224G	46.51	54.00	-7.49	3	Vertical	129	1.69	-
5270MHz	Pass	AV	5.2634G	84.19	Inf	-Inf	3	Vertical	129	1.69	-
5270MHz	Pass	AV	5.4032G	46.45	54.00	-7.55	3	Vertical	129	1.69	-
5270MHz	Pass	PK	5.1296G	58.60	74.00	-15.40	3	Vertical	129	1.69	-
5270MHz	Pass	PK	5.252G	95.47	Inf	-Inf	3	Vertical	129	1.69	-
5270MHz	Pass	PK	5.3792G	58.78	74.00	-15.22	3	Vertical	129	1.69	-
5270MHz	Pass	AV	5.1488G	48.61	54.00	-5.39	3	Horizontal	360	1.00	-
5270MHz	Pass	AV	5.2634G	103.85	Inf	-Inf	3	Horizontal	360	1.00	-
5270MHz	Pass	AV	5.3522G	53.26	54.00	-0.74	3	Horizontal	360	1.00	-
5270MHz	Pass	PK	5.1446G	61.15	74.00	-12.85	3	Horizontal	360	1.00	-
5270MHz	Pass	PK	5.2772G	115.67	Inf	-Inf	3	Horizontal	360	1.00	-
5270MHz	Pass	PK	5.35G	70.15	74.00	-3.85	3	Horizontal	360	1.00	-
5270MHz	Pass	AV	3.51335G	46.45	54.00	-7.55	3	Vertical	185	1.21	-
5270MHz	Pass	AV	15.79998G	45.49	54.00	-8.51	3	Vertical	360	1.00	-
5270MHz	Pass	PK	3.51331G	50.16	74.00	-23.84	3	Vertical	185	1.21	-
5270MHz	Pass	PK	10.537G	55.78	68.20	-12.42	3	Vertical	66	1.50	-

Mode	Result	Type	Freq (Hz)	Level (dBuV/m)	Limit (dBuV/m)	Margin (dB)	Dist (m)	Condition	Azimuth (°)	Height (m)	Comments
5270MHz	Pass	PK	15.81132G	59.68	74.00	-14.32	3	Vertical	360	1.00	-
5270MHz	Pass	AV	3.51338G	47.49	54.00	-6.51	3	Horizontal	120	1.22	-
5270MHz	Pass	AV	15.80796G	45.41	54.00	-8.59	3	Horizontal	292	2.97	-
5270MHz	Pass	PK	3.51332G	50.96	74.00	-23.04	3	Horizontal	120	1.22	-
5270MHz	Pass	PK	10.54252G	56.32	68.20	-11.88	3	Horizontal	0	1.95	-
5270MHz	Pass	PK	15.81762G	58.67	74.00	-15.33	3	Horizontal	292	2.97	-
5310MHz	Pass	AV	5.3076G	79.75	Inf	-Inf	3	Vertical	129	1.76	-
5310MHz	Pass	AV	5.4438G	46.54	54.00	-7.46	3	Vertical	129	1.76	-
5310MHz	Pass	PK	5.292G	91.41	Inf	-Inf	3	Vertical	129	1.76	-
5310MHz	Pass	PK	5.427G	59.70	74.00	-14.30	3	Vertical	129	1.76	-
5310MHz	Pass	AV	5.3034G	99.50	Inf	-Inf	3	Horizontal	6	1.77	-
5310MHz	Pass	AV	5.3514G	53.54	54.00	-0.46	3	Horizontal	6	1.77	-
5310MHz	Pass	PK	5.3238G	111.72	Inf	-Inf	3	Horizontal	6	1.77	-
5310MHz	Pass	PK	5.3532G	71.61	74.00	-2.39	3	Horizontal	6	1.77	-
5310MHz	Pass	AV	3.54G	46.10	54.00	-7.90	3	Vertical	185	1.17	-
5310MHz	Pass	AV	10.635G	42.57	54.00	-11.43	3	Vertical	295	1.50	-
5310MHz	Pass	AV	15.91782G	44.99	54.00	-9.01	3	Vertical	113	1.50	-
5310MHz	Pass	PK	3.54001G	49.72	74.00	-24.28	3	Vertical	185	1.17	-
5310MHz	Pass	PK	10.61928G	56.02	74.00	-17.98	3	Vertical	295	1.50	-
5310MHz	Pass	PK	15.93498G	58.08	74.00	-15.92	3	Vertical	113	1.50	-
5310MHz	Pass	AV	3.54002G	46.82	54.00	-7.18	3	Horizontal	121	1.18	-
5310MHz	Pass	AV	10.6302G	43.11	54.00	-10.89	3	Horizontal	0	2.00	-
5310MHz	Pass	AV	15.9257G	45.11	54.00	-8.89	3	Horizontal	70	1.50	-
5310MHz	Pass	PK	3.53997G	50.21	74.00	-23.79	3	Horizontal	121	1.18	-
5310MHz	Pass	PK	10.61136G	56.29	74.00	-17.71	3	Horizontal	0	2.00	-
5310MHz	Pass	PK	15.9239G	58.21	74.00	-15.79	3	Horizontal	70	1.50	-
5510MHz	Pass	AV	5.46G	46.64	54.00	-7.36	3	Vertical	22	3.00	-
5510MHz	Pass	AV	5.4962G	86.22	Inf	-Inf	3	Vertical	22	3.00	-
5510MHz	Pass	PK	5.4698G	59.40	68.20	-8.80	3	Vertical	22	3.00	-
5510MHz	Pass	PK	5.4962G	98.94	Inf	-Inf	3	Vertical	22	3.00	-
5510MHz	Pass	AV	5.459G	49.69	54.00	-4.31	3	Horizontal	357	2.23	-
5510MHz	Pass	AV	5.504G	99.36	Inf	-Inf	3	Horizontal	357	2.23	-
5510MHz	Pass	PK	5.4662G	68.05	68.20	-0.15	3	Horizontal	357	2.23	-
5510MHz	Pass	PK	5.5064G	112.05	Inf	-Inf	3	Horizontal	357	2.23	-
5510MHz	Pass	AV	3.67334G	45.38	54.00	-8.62	3	Vertical	188	1.65	-
5510MHz	Pass	AV	11.03392G	42.64	54.00	-11.36	3	Vertical	343	2.74	-
5510MHz	Pass	PK	3.67345G	49.33	74.00	-24.67	3	Vertical	188	1.65	-
5510MHz	Pass	PK	11.01124G	55.33	74.00	-18.67	3	Vertical	343	2.74	-
5510MHz	Pass	PK	16.5268G	61.74	68.20	-6.46	3	Vertical	360	1.54	-
5510MHz	Pass	AV	3.67336G	48.80	54.00	-5.20	3	Horizontal	236	1.28	-
5510MHz	Pass	AV	11.00656G	42.58	54.00	-11.42	3	Horizontal	227	1.50	-
5510MHz	Pass	PK	3.67327G	51.67	74.00	-22.33	3	Horizontal	236	1.28	-
5510MHz	Pass	PK	11.02612G	55.31	74.00	-18.69	3	Horizontal	227	1.50	-
5510MHz	Pass	PK	16.5265G	61.77	68.20	-6.43	3	Horizontal	239	2.73	-
5550MHz	Pass	AV	5.4192G	46.69	54.00	-7.31	3	Vertical	46	2.71	-
5550MHz	Pass	AV	5.5398G	90.98	Inf	-Inf	3	Vertical	46	2.71	-
5550MHz	Pass	PK	5.4678G	58.43	68.20	-9.77	3	Vertical	46	2.71	-
5550MHz	Pass	PK	5.5398G	101.88	Inf	-Inf	3	Vertical	46	2.71	-
5550MHz	Pass	AV	5.46G	49.10	54.00	-4.90	3	Horizontal	351	1.50	-

Mode	Result	Type	Freq (Hz)	Level (dBuV/m)	Limit (dBuV/m)	Margin (dB)	Dist (m)	Condition	Azimuth (°)	Height (m)	Comments
5550MHz	Pass	AV	5.5632G	103.72	Inf	-Inf	3	Horizontal	351	1.50	-
5550MHz	Pass	PK	5.4678G	67.91	68.20	-0.29	3	Horizontal	351	1.50	-
5550MHz	Pass	PK	5.5644G	115.61	Inf	-Inf	3	Horizontal	351	1.50	-
5550MHz	Pass	AV	11.0877G	43.05	54.00	-10.95	3	Vertical	337	1.30	-
5550MHz	Pass	PK	3.12495G	44.94	68.20	-23.26	3	Vertical	324	1.31	-
5550MHz	Pass	PK	11.10348G	55.61	74.00	-18.39	3	Vertical	337	1.30	-
5550MHz	Pass	PK	16.64634G	62.77	68.20	-5.43	3	Vertical	48	1.50	-
5550MHz	Pass	AV	11.11128G	42.97	54.00	-11.03	3	Horizontal	67	2.38	-
5550MHz	Pass	PK	3.12509G	45.64	68.20	-22.56	3	Horizontal	142	1.66	-
5550MHz	Pass	PK	11.11368G	55.56	74.00	-18.44	3	Horizontal	67	2.38	-
5550MHz	Pass	PK	16.63644G	62.56	68.20	-5.64	3	Horizontal	318	2.72	-
5670MHz	Pass	AV	5.6676G	88.83	Inf	-Inf	3	Vertical	30	3.00	-
5670MHz	Pass	PK	5.6682G	101.01	Inf	-Inf	3	Vertical	30	3.00	-
5670MHz	Pass	PK	5.7804G	59.64	68.20	-8.56	3	Vertical	30	3.00	-
5670MHz	Pass	AV	5.6688G	101.65	Inf	-Inf	3	Horizontal	352	2.18	-
5670MHz	Pass	PK	5.6682G	115.16	Inf	-Inf	3	Horizontal	352	2.18	-
5670MHz	Pass	PK	5.7264G	67.60	68.20	-0.60	3	Horizontal	352	2.18	-
5670MHz	Pass	AV	3.78002G	43.19	54.00	-10.81	3	Vertical	11	1.62	-
5670MHz	Pass	AV	11.34636G	42.64	54.00	-11.36	3	Vertical	76	1.66	-
5670MHz	Pass	PK	3.78001G	48.61	74.00	-25.39	3	Vertical	11	1.62	-
5670MHz	Pass	PK	11.35086G	55.81	74.00	-18.19	3	Vertical	76	1.66	-
5670MHz	Pass	PK	17.034G	62.39	68.20	-5.81	3	Vertical	37	1.50	-
5670MHz	Pass	AV	3.78001G	46.46	54.00	-7.54	3	Horizontal	236	1.35	-
5670MHz	Pass	AV	11.3253G	42.56	54.00	-11.44	3	Horizontal	98	1.91	-
5670MHz	Pass	PK	3.78004G	50.31	74.00	-23.69	3	Horizontal	236	1.35	-
5670MHz	Pass	PK	11.33826G	55.44	74.00	-18.56	3	Horizontal	98	1.91	-
5670MHz	Pass	PK	17.0193G	62.34	68.20	-5.86	3	Horizontal	284	1.23	-
5710MHz Straddle 5.47-5.725GHz	Pass	AV	5.4256G	46.59	54.00	-7.41	3	Vertical	28	3.00	-
5710MHz Straddle 5.47-5.725GHz	Pass	AV	5.7028G	94.31	Inf	-Inf	3	Vertical	28	3.00	-
5710MHz Straddle 5.47-5.725GHz	Pass	PK	5.4664G	58.09	68.20	-10.11	3	Vertical	28	3.00	-
5710MHz Straddle 5.47-5.725GHz	Pass	PK	5.7028G	106.97	Inf	-Inf	3	Vertical	28	3.00	-
5710MHz Straddle 5.47-5.725GHz	Pass	PK	5.9392G	59.58	68.20	-8.62	3	Vertical	28	3.00	-
5710MHz Straddle 5.47-5.725GHz	Pass	AV	5.4592G	48.07	54.00	-5.93	3	Horizontal	350	1.02	-
5710MHz Straddle 5.47-5.725GHz	Pass	AV	5.7148G	106.43	Inf	-Inf	3	Horizontal	350	1.02	-
5710MHz Straddle 5.47-5.725GHz	Pass	PK	5.464G	60.28	68.20	-7.92	3	Horizontal	350	1.02	-
5710MHz Straddle 5.47-5.725GHz	Pass	PK	5.7148G	118.05	Inf	-Inf	3	Horizontal	350	1.02	-
5710MHz Straddle 5.47-5.725GHz	Pass	PK	5.8504G	67.75	68.20	-0.45	3	Horizontal	350	1.02	-
5710MHz Straddle 5.47-5.725GHz	Pass	AV	3.80665G	42.72	54.00	-11.28	3	Vertical	18	1.53	-
5710MHz Straddle 5.47-5.725GHz	Pass	AV	11.4201G	43.08	54.00	-10.92	3	Vertical	7	1.61	-
5710MHz Straddle 5.47-5.725GHz	Pass	PK	3.80676G	47.77	74.00	-26.23	3	Vertical	18	1.53	-
5710MHz Straddle 5.47-5.725GHz	Pass	PK	11.4312G	56.06	74.00	-17.94	3	Vertical	7	1.61	-
5710MHz Straddle 5.47-5.725GHz	Pass	PK	17.1093G	64.69	68.20	-3.51	3	Vertical	321	1.50	-
5710MHz Straddle 5.47-5.725GHz	Pass	AV	3.80667G	44.31	54.00	-9.69	3	Horizontal	234	1.49	-
5710MHz Straddle 5.47-5.725GHz	Pass	AV	11.41928G	43.44	54.00	-10.56	3	Horizontal	6	1.54	-
5710MHz Straddle 5.47-5.725GHz	Pass	PK	3.80675G	49.06	74.00	-24.94	3	Horizontal	234	1.49	-
5710MHz Straddle 5.47-5.725GHz	Pass	PK	11.42G	56.41	74.00	-17.59	3	Horizontal	6	1.54	-
5710MHz Straddle 5.47-5.725GHz	Pass	PK	17.11806G	65.38	68.20	-2.82	3	Horizontal	318	1.44	-
802.11ax HEW80-BF_Nss1,(MCS0)_2TX	-	-	-	-	-	-	-	-	-	-	-
5290MHz	Pass	AV	5.113G	46.17	54.00	-7.83	3	Vertical	46	2.81	-

Mode	Result	Type	Freq (Hz)	Level (dBuV/m)	Limit (dBuV/m)	Margin (dB)	Dist (m)	Condition	Azimuth (°)	Height (m)	Comments
5290MHz	Pass	AV	5.277G	84.56	Inf	-Inf	3	Vertical	46	2.81	-
5290MHz	Pass	AV	5.355G	46.59	54.00	-7.41	3	Vertical	46	2.81	-
5290MHz	Pass	PK	5.128G	58.90	74.00	-15.10	3	Vertical	46	2.81	-
5290MHz	Pass	PK	5.308G	97.76	Inf	-Inf	3	Vertical	46	2.81	-
5290MHz	Pass	PK	5.366G	60.03	74.00	-13.97	3	Vertical	46	2.81	-
5290MHz	Pass	AV	5.149G	48.13	54.00	-5.87	3	Horizontal	357	2.25	-
5290MHz	Pass	AV	5.277G	96.16	Inf	-Inf	3	Horizontal	357	2.25	-
5290MHz	Pass	AV	5.35G	53.71	54.00	-0.29	3	Horizontal	357	2.25	-
5290MHz	Pass	PK	5.147G	60.64	74.00	-13.36	3	Horizontal	357	2.25	-
5290MHz	Pass	PK	5.299G	109.03	Inf	-Inf	3	Horizontal	357	2.25	-
5290MHz	Pass	PK	5.35G	69.94	74.00	-4.06	3	Horizontal	357	2.25	-
5290MHz	Pass	AV	15.86922G	44.50	54.00	-9.50	3	Vertical	0	2.55	-
5290MHz	Pass	PK	3.1248G	44.92	68.20	-23.28	3	Vertical	324	1.31	-
5290MHz	Pass	PK	10.5905G	55.24	68.20	-12.96	3	Vertical	109	1.50	-
5290MHz	Pass	PK	15.885G	58.11	74.00	-15.89	3	Vertical	0	2.55	-
5290MHz	Pass	AV	15.86232G	44.50	54.00	-9.50	3	Horizontal	202	1.50	-
5290MHz	Pass	PK	3.12516G	45.73	68.20	-22.47	3	Horizontal	143	2.17	-
5290MHz	Pass	PK	10.57262G	55.24	68.20	-12.96	3	Horizontal	52	2.36	-
5290MHz	Pass	PK	15.85656G	58.10	74.00	-15.90	3	Horizontal	202	1.50	-
5530MHz	Pass	AV	5.457G	46.76	54.00	-7.24	3	Vertical	46	3.00	-
5530MHz	Pass	AV	5.529G	84.64	Inf	-Inf	3	Vertical	46	3.00	-
5530MHz	Pass	PK	5.465G	59.61	68.20	-8.59	3	Vertical	46	3.00	-
5530MHz	Pass	PK	5.524G	96.83	Inf	-Inf	3	Vertical	46	3.00	-
5530MHz	Pass	PK	5.752G	59.39	68.20	-8.81	3	Vertical	46	3.00	-
5530MHz	Pass	AV	5.46G	51.99	54.00	-2.01	3	Horizontal	0	1.50	-
5530MHz	Pass	AV	5.523G	95.05	Inf	-Inf	3	Horizontal	0	1.50	-
5530MHz	Pass	PK	5.468G	67.55	68.20	-0.65	3	Horizontal	0	1.50	-
5530MHz	Pass	PK	5.544G	107.10	Inf	-Inf	3	Horizontal	0	1.50	-
5530MHz	Pass	PK	5.735G	59.81	68.20	-8.39	3	Horizontal	0	1.50	-
5530MHz	Pass	AV	3.68667G	45.45	54.00	-8.55	3	Vertical	188	1.61	-
5530MHz	Pass	AV	11.0567G	42.07	54.00	-11.93	3	Vertical	147	1.85	-
5530MHz	Pass	PK	3.68678G	49.46	74.00	-24.54	3	Vertical	188	1.61	-
5530MHz	Pass	PK	11.06078G	55.80	74.00	-18.20	3	Vertical	147	1.85	-
5530MHz	Pass	PK	16.58598G	61.83	68.20	-6.37	3	Vertical	20	1.08	-
5530MHz	Pass	AV	3.68668G	48.49	54.00	-5.51	3	Horizontal	236	1.42	-
5530MHz	Pass	AV	11.05802G	42.15	54.00	-11.85	3	Horizontal	195	1.60	-
5530MHz	Pass	PK	3.68666G	51.45	74.00	-22.55	3	Horizontal	236	1.42	-
5530MHz	Pass	PK	11.04626G	56.23	74.00	-17.77	3	Horizontal	195	1.60	-
5530MHz	Pass	PK	16.59786G	61.94	68.20	-6.26	3	Horizontal	128	1.34	-
5610MHz	Pass	AV	5.449G	46.13	54.00	-7.87	3	Vertical	92	1.83	-
5610MHz	Pass	AV	5.616G	81.13	Inf	-Inf	3	Vertical	92	1.83	-
5610MHz	Pass	PK	5.466G	57.95	68.20	-10.25	3	Vertical	92	1.83	-
5610MHz	Pass	PK	5.618G	93.56	Inf	-Inf	3	Vertical	92	1.83	-
5610MHz	Pass	PK	5.827G	59.18	68.20	-9.02	3	Vertical	92	1.83	-
5610MHz	Pass	AV	5.46G	51.58	54.00	-2.42	3	Horizontal	360	1.50	-
5610MHz	Pass	AV	5.639G	99.00	Inf	-Inf	3	Horizontal	360	1.50	-
5610MHz	Pass	PK	5.461G	65.69	68.20	-2.51	3	Horizontal	360	1.50	-
5610MHz	Pass	PK	5.58G	112.54	Inf	-Inf	3	Horizontal	360	1.50	-
5610MHz	Pass	PK	5.728G	67.71	68.20	-0.49	3	Horizontal	360	1.50	-

Mode	Result	Type	Freq (Hz)	Level (dBuV/m)	Limit (dBuV/m)	Margin (dB)	Dist (m)	Condition	Azimuth (°)	Height (m)	Comments
5610MHz	Pass	AV	3.74002G	43.89	54.00	-10.11	3	Vertical	15	1.50	-
5610MHz	Pass	AV	11.20854G	42.00	54.00	-12.00	3	Vertical	135	2.36	-
5610MHz	Pass	PK	3.73999G	48.78	74.00	-25.22	3	Vertical	15	1.50	-
5610MHz	Pass	PK	11.2122G	55.49	74.00	-18.51	3	Vertical	135	2.36	-
5610MHz	Pass	PK	16.84254G	61.68	68.20	-6.52	3	Vertical	348	2.09	-
5610MHz	Pass	AV	3.73998G	48.04	54.00	-5.96	3	Horizontal	238	1.22	-
5610MHz	Pass	AV	11.2053G	42.07	54.00	-11.93	3	Horizontal	339	1.62	-
5610MHz	Pass	PK	3.74011G	50.99	74.00	-23.01	3	Horizontal	238	1.22	-
5610MHz	Pass	PK	11.2329G	55.49	74.00	-18.51	3	Horizontal	339	1.62	-
5610MHz	Pass	PK	16.82076G	61.88	68.20	-6.32	3	Horizontal	316	1.58	-
5690MHz Straddle 5.47-5.725GHz	Pass	AV	5.445G	46.07	54.00	-7.93	3	Vertical	0	1.18	-
5690MHz Straddle 5.47-5.725GHz	Pass	AV	5.697G	78.32	Inf	-Inf	3	Vertical	0	1.18	-
5690MHz Straddle 5.47-5.725GHz	Pass	PK	5.462G	58.67	68.20	-9.53	3	Vertical	0	1.18	-
5690MHz Straddle 5.47-5.725GHz	Pass	PK	5.695G	90.26	Inf	-Inf	3	Vertical	0	1.18	-
5690MHz Straddle 5.47-5.725GHz	Pass	PK	5.883G	59.91	68.20	-8.29	3	Vertical	0	1.18	-
5690MHz Straddle 5.47-5.725GHz	Pass	AV	5.456G	48.61	54.00	-5.39	3	Horizontal	0	2.24	-
5690MHz Straddle 5.47-5.725GHz	Pass	AV	5.682G	100.05	Inf	-Inf	3	Horizontal	0	2.24	-
5690MHz Straddle 5.47-5.725GHz	Pass	PK	5.461G	61.09	68.20	-7.11	3	Horizontal	0	2.24	-
5690MHz Straddle 5.47-5.725GHz	Pass	PK	5.701G	115.07	Inf	-Inf	3	Horizontal	0	2.24	-
5690MHz Straddle 5.47-5.725GHz	Pass	PK	5.86G	67.72	68.20	-0.48	3	Horizontal	0	2.24	-
5690MHz Straddle 5.47-5.725GHz	Pass	AV	3.79337G	42.59	54.00	-11.41	3	Vertical	10	1.75	-
5690MHz Straddle 5.47-5.725GHz	Pass	AV	11.38222G	42.23	54.00	-11.77	3	Vertical	8	1.63	-
5690MHz Straddle 5.47-5.725GHz	Pass	PK	3.79334G	48.24	74.00	-25.76	3	Vertical	10	1.75	-
5690MHz Straddle 5.47-5.725GHz	Pass	PK	11.3785G	55.77	74.00	-18.23	3	Vertical	8	1.63	-
5690MHz Straddle 5.47-5.725GHz	Pass	PK	17.07648G	62.70	68.20	-5.50	3	Vertical	219	2.48	-
5690MHz Straddle 5.47-5.725GHz	Pass	AV	3.79332G	45.53	54.00	-8.47	3	Horizontal	236	1.34	-
5690MHz Straddle 5.47-5.725GHz	Pass	AV	11.3893G	42.27	54.00	-11.73	3	Horizontal	7	1.50	-
5690MHz Straddle 5.47-5.725GHz	Pass	PK	3.79339G	49.76	74.00	-24.24	3	Horizontal	236	1.34	-
5690MHz Straddle 5.47-5.725GHz	Pass	PK	11.39218G	56.61	74.00	-17.39	3	Horizontal	7	1.50	-
5690MHz Straddle 5.47-5.725GHz	Pass	PK	17.07726G	62.83	68.20	-5.37	3	Horizontal	192	1.50	-

802.11ax HEW20-BF_Nss1,(MCS0)_2TX

5260MHz_TX

04/01/2020

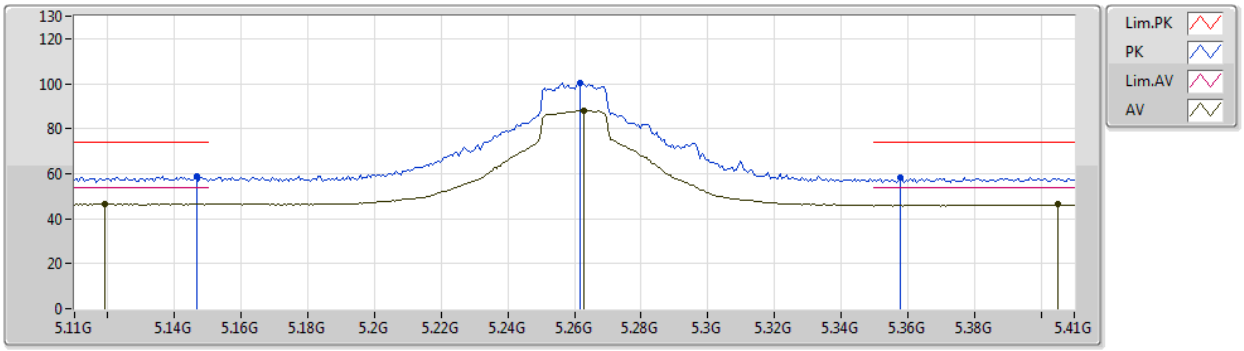

Type	Freq	Level	Limit	Margin	Factor	Dist	Condition	Azimuth	Height	Comment	Raw	AF	CL	PA
	(Hz)	(dBuV/m)	(dBuV/m)	(dB)	(dB)	(m)		(°)	(m)		(dBuV)	(dB)	(dB)	(dB)
AV	5.119G	46.40	54.00	-7.60	8.52	3	Vertical	129	1.52	-	37.88	31.84	6.01	29.33
AV	5.263G	88.24	Inf	-Inf	8.05	3	Vertical	129	1.52	-	80.19	31.30	6.10	29.35
AV	5.4052G	46.29	54.00	-7.71	8.28	3	Vertical	129	1.52	-	38.01	31.51	6.13	29.36
PK	5.1466G	59.10	74.00	-14.90	8.59	3	Vertical	129	1.52	-	50.51	31.89	6.03	29.33
PK	5.2618G	100.34	Inf	-Inf	8.05	3	Vertical	129	1.52	-	92.29	31.30	6.10	29.35
PK	5.3578G	58.49	74.00	-15.51	8.01	3	Vertical	129	1.52	-	50.48	31.25	6.12	29.36

802.11ax HEW20-BF_Nss1,(MCS0)_2TX

5260MHz_TX

04/01/2020

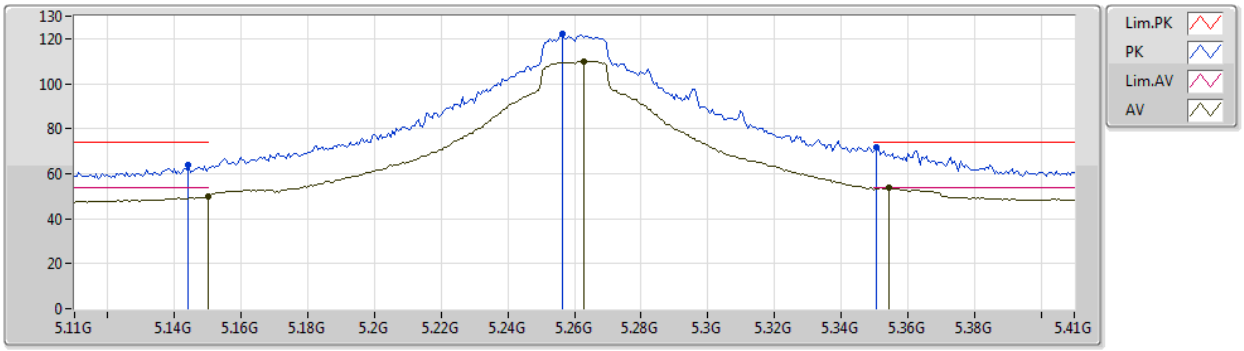

Type	Freq	Level	Limit	Margin	Factor	Dist	Condition	Azimuth	Height	Comment	Raw	AF	CL	PA
	(Hz)	(dBuV/m)	(dBuV/m)	(dB)	(dB)	(m)		(°)	(m)		(dBuV)	(dB)	(dB)	(dB)
AV	5.15G	49.90	54.00	-4.10	8.60	3	Horizontal	357	2.14	-	41.30	31.90	6.04	29.34
AV	5.263G	109.92	Inf	-Inf	8.05	3	Horizontal	357	2.14	-	101.87	31.30	6.10	29.35
AV	5.3542G	53.68	54.00	-0.32	7.99	3	Horizontal	357	2.14	-	45.69	31.23	6.12	29.36
PK	5.1442G	63.73	74.00	-10.27	8.59	3	Horizontal	357	2.14	-	55.14	31.89	6.03	29.33
PK	5.2564G	122.11	Inf	-Inf	8.04	3	Horizontal	357	2.14	-	114.07	31.30	6.09	29.35
PK	5.3506G	71.66	74.00	-2.34	7.96	3	Horizontal	357	2.14	-	63.70	31.20	6.12	29.36

802.11ax HEW20-BF_Nss1,(MCS0)_2TX

5260MHz_TX

04/01/2020

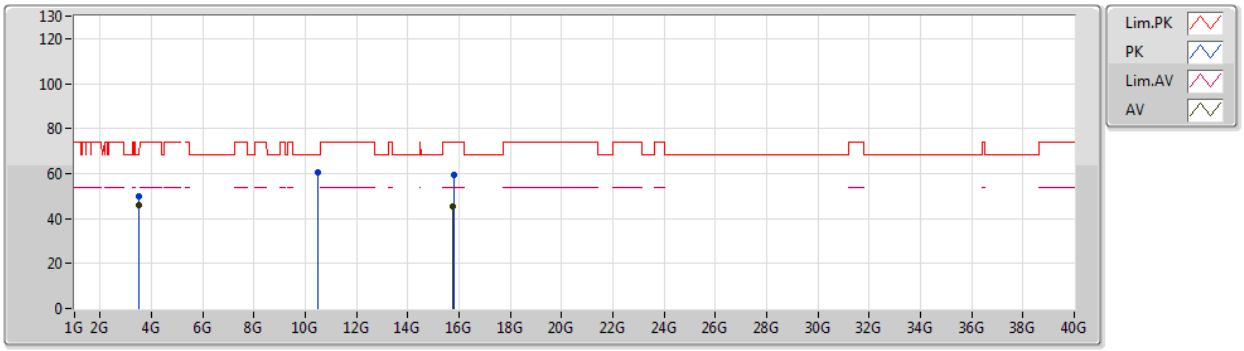

Type	Freq	Level	Limit	Margin	Factor	Dist	Condition	Azimuth	Height	Comment	Raw	AF	CL	PA
	(Hz)	(dBuV/m)	(dBuV/m)	(dB)	(dB)	(m)		(°)	(m)		(dBuV)	(dB)	(dB)	(dB)
AV	3.50668G	45.75	54.00	-8.25	3.72	3	Vertical	185	1.19	-	42.03	28.64	4.88	29.80
AV	15.7653G	45.64	54.00	-8.36	17.35	3	Vertical	238	1.50	-	28.29	37.23	12.03	31.91
PK	3.50677G	49.63	74.00	-24.37	3.72	3	Vertical	185	1.19	-	45.91	28.64	4.88	29.80
PK	10.50674G	60.43	68.20	-7.77	18.45	3	Vertical	347	2.44	-	41.98	39.70	9.33	30.58
PK	15.78102G	59.31	74.00	-14.69	17.35	3	Vertical	238	1.50	-	41.96	37.22	12.04	31.91

802.11ax HEW20-BF_Nss1,(MCS0)_2TX

5260MHz_TX

04/01/2020

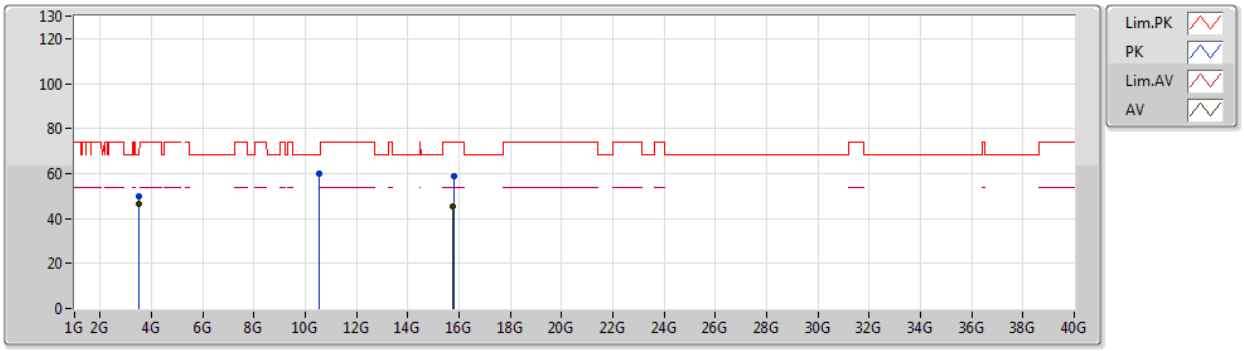

Type	Freq	Level	Limit	Margin	Factor	Dist	Condition	Azimuth	Height	Comment	Raw	AF	CL	PA
	(Hz)	(dBuV/m)	(dBuV/m)	(dB)	(dB)	(m)		(°)	(m)		(dBuV)	(dB)	(dB)	(dB)
AV	3.50666G	46.37	54.00	-7.63	3.72	3	Horizontal	120	1.21	-	42.65	28.64	4.88	29.80
AV	15.77538G	45.44	54.00	-8.56	17.34	3	Horizontal	282	1.68	-	28.10	37.22	12.03	31.91
PK	3.5067G	49.67	74.00	-24.33	3.72	3	Horizontal	120	1.21	-	45.95	28.64	4.88	29.80
PK	10.5206G	60.14	68.20	-8.06	18.45	3	Horizontal	135	1.23	-	41.69	39.70	9.34	30.59
PK	15.786G	58.58	74.00	-15.42	17.34	3	Horizontal	282	1.68	-	41.24	37.21	12.04	31.91

802.11ax HEW20-BF_Nss1,(MCS0)_2TX

5300MHz_TX

04/01/2020

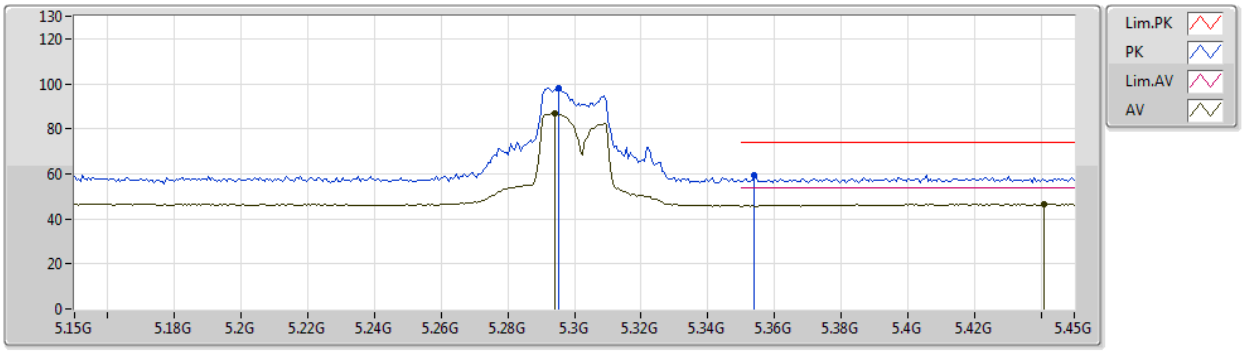

Type	Freq	Level	Limit	Margin	Factor	Dist	Condition	Azimuth	Height	Comment	Raw	AF	CL	PA
	(Hz)	(dBuV/m)	(dBuV/m)	(dB)	(dB)	(m)		(°)	(m)		(dBuV)	(dB)	(dB)	(dB)
AV	5.294G	86.66	Inf	-Inf	8.05	3	Vertical	126	1.54	-	78.61	31.30	6.10	29.35
AV	5.441G	46.63	54.00	-7.37	8.36	3	Vertical	126	1.54	-	38.27	31.58	6.14	29.36
PK	5.2952G	98.18	Inf	-Inf	8.05	3	Vertical	126	1.54	-	90.13	31.30	6.10	29.35
PK	5.354G	59.17	74.00	-14.83	7.98	3	Vertical	126	1.54	-	51.19	31.22	6.12	29.36

802.11ax HEW20-BF_Nss1,(MCS0)_2TX

5300MHz_TX

04/01/2020

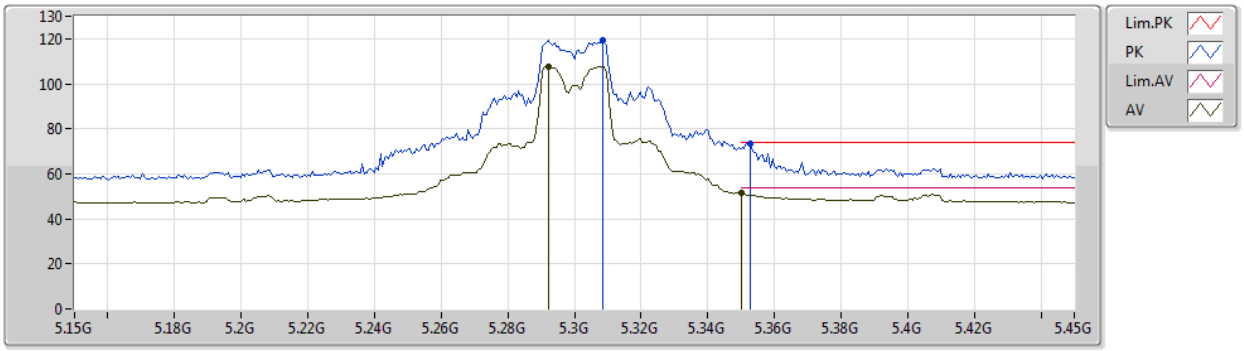

Type	Freq	Level	Limit	Margin	Factor	Dist	Condition	Azimuth	Height	Comment	Raw	AF	CL	PA
	(Hz)	(dBuV/m)	(dBuV/m)	(dB)	(dB)	(m)		(°)	(m)		(dBuV)	(dB)	(dB)	(dB)
AV	5.2922G	107.75	Inf	-Inf	8.05	3	Horizontal	357	1.35	-	99.70	31.30	6.10	29.35
AV	5.35G	51.71	54.00	-2.29	7.96	3	Horizontal	357	1.35	-	43.75	31.20	6.12	29.36
PK	5.3084G	119.45	Inf	-Inf	8.04	3	Horizontal	357	1.35	-	111.41	31.28	6.11	29.35
PK	5.3528G	73.35	74.00	-0.65	7.98	3	Horizontal	357	1.35	-	65.37	31.22	6.12	29.36

802.11ax HEW20-BF_Nss1,(MCS0)_2TX

5300MHz_TX

04/01/2020

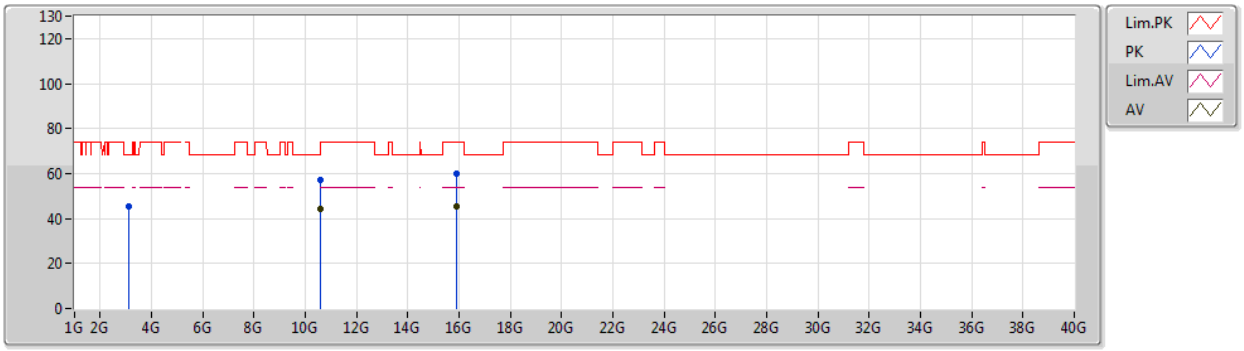

Type	Freq	Level	Limit	Margin	Factor	Dist	Condition	Azimuth	Height	Comment	Raw	AF	CL	PA
	(Hz)	(dBuV/m)	(dBuV/m)	(dB)	(dB)	(m)		(°)	(m)		(dBuV)	(dB)	(dB)	(dB)
AV	10.60048G	44.01	54.00	-9.99	18.44	3	Vertical	37	2.16	-	25.57	39.70	9.39	30.65
AV	15.89238G	45.58	54.00	-8.42	16.90	3	Vertical	171	1.50	-	28.68	36.74	12.10	31.94
PK	3.12436G	45.16	68.20	-23.04	3.43	3	Vertical	323	1.00	-	41.73	28.75	4.62	29.94
PK	10.59916G	57.34	68.20	-10.86	18.44	3	Vertical	37	2.16	-	38.90	39.70	9.39	30.65
PK	15.89166G	59.68	74.00	-14.32	16.90	3	Vertical	171	1.50	-	42.78	36.74	12.10	31.94

802.11ax HEW20-BF_Nss1,(MCS0)_2TX

5300MHz_TX

04/01/2020

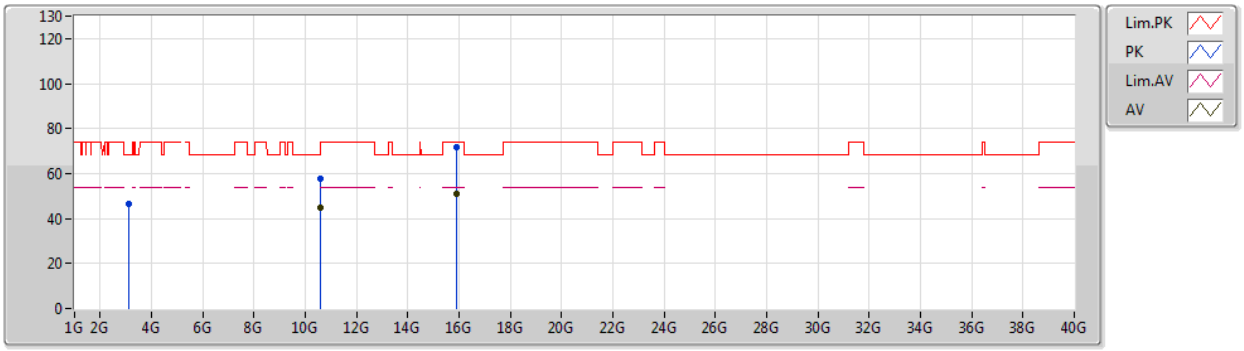

Type	Freq	Level	Limit	Margin	Factor	Dist	Condition	Azimuth	Height	Comment	Raw	AF	CL	PA
	(Hz)	(dBuV/m)	(dBuV/m)	(dB)	(dB)	(m)		(°)	(m)		(dBuV)	(dB)	(dB)	(dB)
AV	10.6045G	44.98	54.00	-9.02	18.44	3	Horizontal	3	1.77	-	26.54	39.69	9.40	30.65
AV	15.90438G	50.89	54.00	-3.11	16.87	3	Horizontal	322	1.64	-	34.02	36.70	12.11	31.94
PK	3.12491G	46.65	68.20	-21.55	3.43	3	Horizontal	139	2.10	-	43.22	28.75	4.62	29.94
PK	10.60498G	57.64	74.00	-16.36	18.44	3	Horizontal	3	1.77	-	39.20	39.69	9.40	30.65
PK	15.90468G	71.53	74.00	-2.47	16.87	3	Horizontal	322	1.64	-	54.66	36.70	12.11	31.94

802.11ax HEW20-BF_Nss1,(MCS0)_2TX

5320MHz_TX

04/01/2020

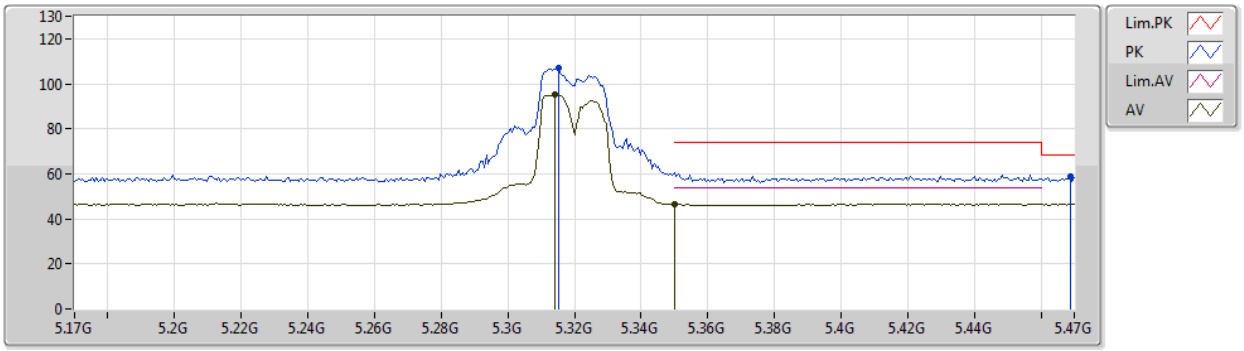

Type	Freq	Level	Limit	Margin	Factor	Dist	Condition	Azimuth	Height	Comment	Raw	AF	CL	PA
	(Hz)	(dBuV/m)	(dBuV/m)	(dB)	(dB)	(m)		(°)	(m)		(dBuV)	(dB)	(dB)	(dB)
AV	5.314G	95.45	Inf	-Inf	8.03	3	Vertical	49	2.93	-	87.42	31.27	6.11	29.35
AV	5.35G	46.54	54.00	-7.46	7.96	3	Vertical	49	2.93	-	38.58	31.20	6.12	29.36
PK	5.3152G	106.90	Inf	-Inf	8.03	3	Vertical	49	2.93	-	98.87	31.27	6.11	29.35
PK	5.4688G	58.59	68.20	-9.61	8.49	3	Vertical	49	2.93	-	50.10	31.71	6.15	29.37

802.11ax HEW20-BF_Nss1,(MCS0)_2TX

5320MHz_TX

04/01/2020

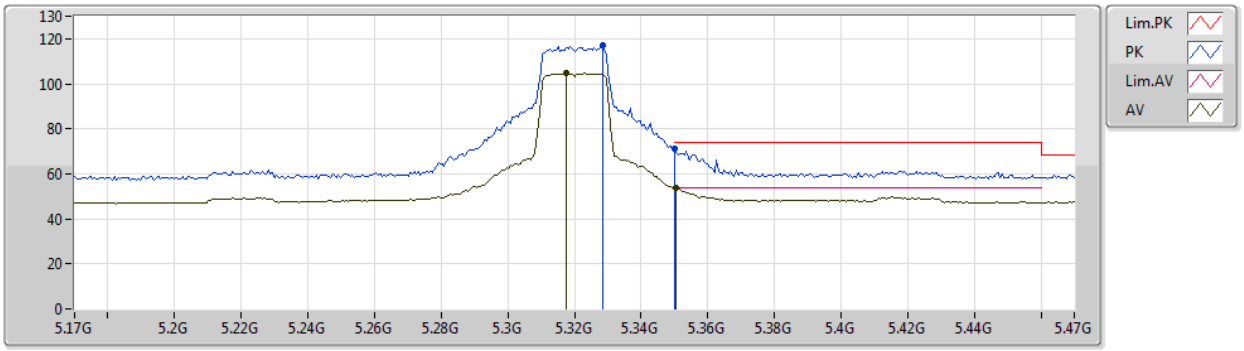

Type	Freq	Level	Limit	Margin	Factor	Dist	Condition	Azimuth	Height	Comment	Raw	AF	CL	PA
	(Hz)	(dBuV/m)	(dBuV/m)	(dB)	(dB)	(m)		(°)	(m)		(dBuV)	(dB)	(dB)	(dB)
AV	5.3176G	104.66	Inf	-Inf	8.02	3	Horizontal	356	2.06	-	96.64	31.26	6.11	29.35
AV	5.3506G	53.61	54.00	-0.39	7.96	3	Horizontal	356	2.06	-	45.65	31.20	6.12	29.36
PK	5.3284G	117.01	Inf	-Inf	8.00	3	Horizontal	356	2.06	-	109.01	31.24	6.11	29.35
PK	5.35G	71.15	74.00	-2.85	7.96	3	Horizontal	356	2.06	-	63.19	31.20	6.12	29.36

802.11ax HEW20-BF_Nss1,(MCS0)_2TX

5320MHz_TX

04/01/2020

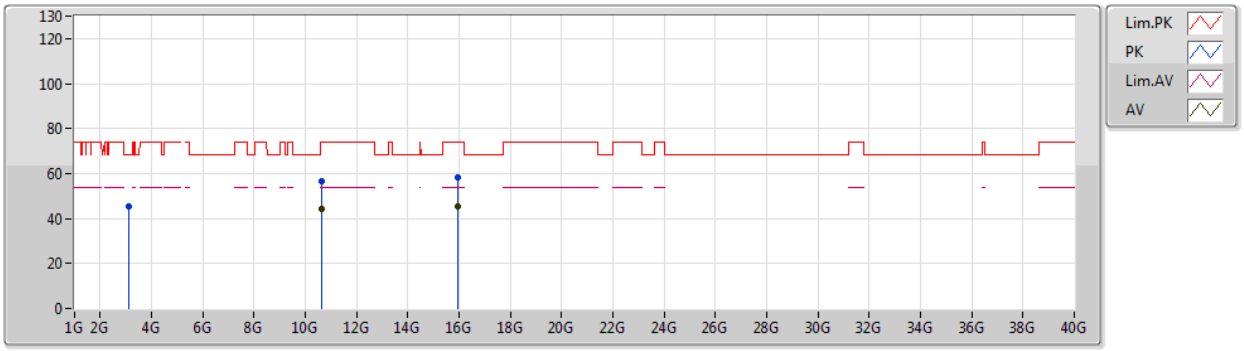

Type	Freq	Level	Limit	Margin	Factor	Dist	Condition	Azimuth	Height	Comment	Raw	AF	CL	PA
	(Hz)	(dBuV/m)	(dBuV/m)	(dB)	(dB)	(m)		(°)	(m)		(dBuV)	(dB)	(dB)	(dB)
AV	10.63796G	44.08	54.00	-9.92	18.37	3	Vertical	37	2.11	-	25.71	39.62	9.42	30.67
AV	15.96624G	45.35	54.00	-8.65	16.82	3	Vertical	0	1.50	-	28.53	36.63	12.14	31.95
PK	3.12512G	45.44	68.20	-22.76	3.44	3	Vertical	321	1.29	-	42.00	28.75	4.62	29.93
PK	10.6511G	56.39	74.00	-17.61	18.35	3	Vertical	37	2.11	-	38.04	39.60	9.43	30.68
PK	15.96564G	58.55	74.00	-15.45	16.82	3	Vertical	0	1.50	-	41.73	36.63	12.14	31.95

802.11ax HEW20-BF_Nss1,(MCS0)_2TX

5320MHz_TX

04/01/2020

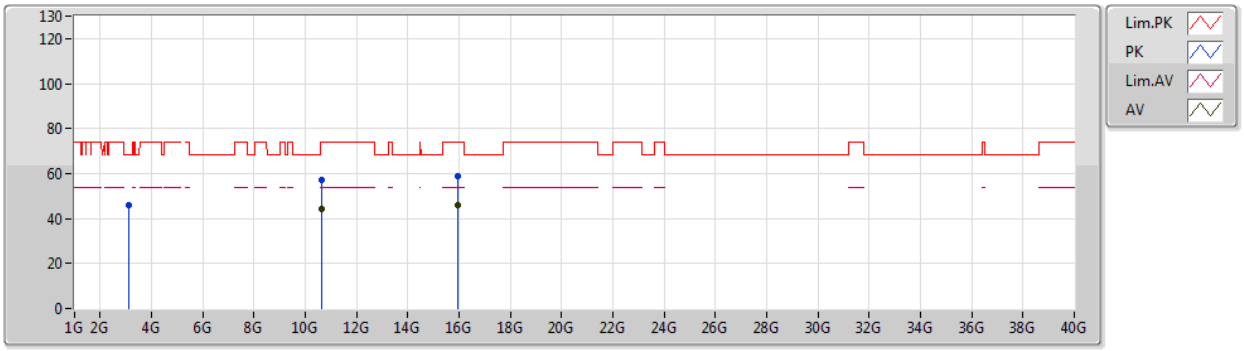

Type	Freq	Level	Limit	Margin	Factor	Dist	Condition	Azimuth	Height	Comment	Raw	AF	CL	PA
	(Hz)	(dBuV/m)	(dBuV/m)	(dB)	(dB)	(m)		(°)	(m)		(dBuV)	(dB)	(dB)	(dB)
AV	10.64042G	44.17	54.00	-9.83	18.36	3	Horizontal	14	1.50	-	25.81	39.62	9.42	30.68
AV	15.975G	45.68	54.00	-8.32	16.82	3	Horizontal	68	1.49	-	28.86	36.62	12.15	31.95
PK	3.12484G	46.18	68.20	-22.02	3.43	3	Horizontal	141	2.11	-	42.75	28.75	4.62	29.94
PK	10.63724G	57.43	74.00	-16.57	18.38	3	Horizontal	14	1.50	-	39.05	39.63	9.42	30.67
PK	15.96048G	58.60	74.00	-15.40	16.83	3	Horizontal	68	1.49	-	41.77	36.64	12.14	31.95

802.11ax HEW20-BF_Nss1,(MCS0)_2TX

5500MHz_TX

05/01/2020

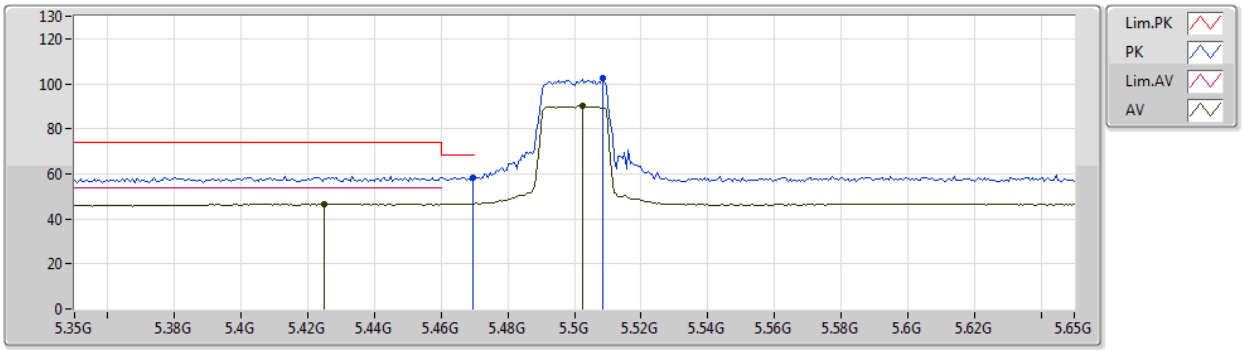

Type	Freq	Level	Limit	Margin	Factor	Dist	Condition	Azimuth	Height	Comment	Raw	AF	CL	PA
	(Hz)	(dBuV/m)	(dBuV/m)	(dB)	(dB)	(m)		(°)	(m)		(dBuV)	(dB)	(dB)	(dB)
AV	5.425G	46.65	54.00	-7.35	8.33	3	Vertical	24	2.62	-	38.32	31.55	6.14	29.36
AV	5.5024G	90.00	Inf	-Inf	8.68	3	Vertical	24	2.62	-	81.32	31.89	6.16	29.37
PK	5.4694G	58.52	68.20	-9.68	8.50	3	Vertical	24	2.62	-	50.02	31.72	6.15	29.37
PK	5.5084G	102.63	Inf	-Inf	8.64	3	Vertical	24	2.62	-	93.99	31.85	6.16	29.37

802.11ax HEW20-BF_Nss1,(MCS0)_2TX

5500MHz_TX

05/01/2020

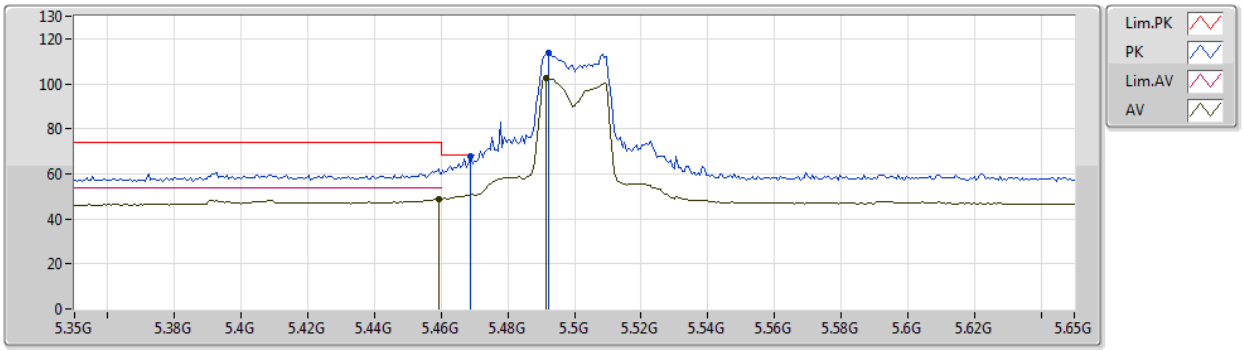

Type	Freq	Level	Limit	Margin	Factor	Dist	Condition	Azimuth	Height	Comment	Raw	AF	CL	PA
	(Hz)	(dBuV/m)	(dBuV/m)	(dB)	(dB)	(m)		(°)	(m)		(dBuV)	(dB)	(dB)	(dB)
AV	5.4592G	48.58	54.00	-5.42	8.43	3	Horizontal	24	1.33	-	40.15	31.66	6.14	29.37
AV	5.4916G	102.62	Inf	-Inf	8.63	3	Horizontal	24	1.33	-	93.99	31.85	6.15	29.37
PK	5.4688G	67.83	68.20	-0.37	8.49	3	Horizontal	24	1.33	-	59.34	31.71	6.15	29.37
PK	5.4922G	113.75	Inf	-Inf	8.63	3	Horizontal	24	1.33	-	105.12	31.85	6.15	29.37

802.11ax HEW20-BF_Nss1,(MCS0)_2TX

5500MHz_TX

05/01/2020

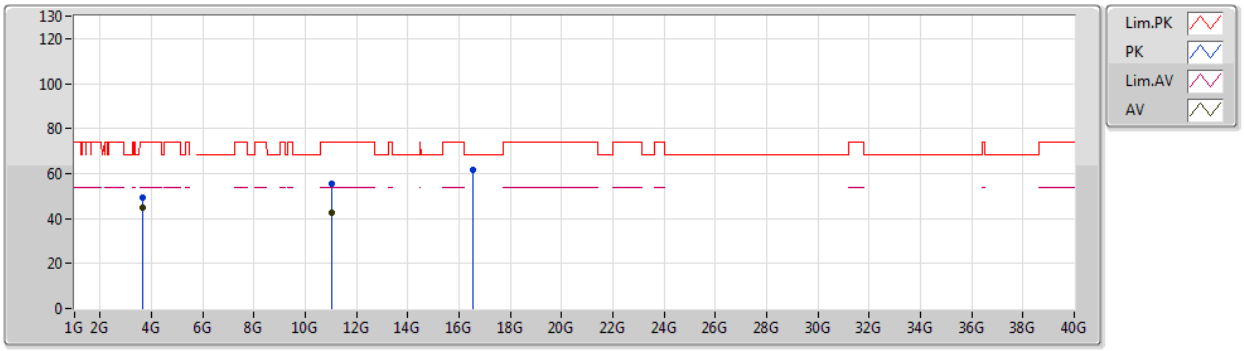

Type	Freq	Level	Limit	Margin	Factor	Dist	Condition	Azimuth	Height	Comment	Raw	AF	CL	PA
	(Hz)	(dBuV/m)	(dBuV/m)	(dB)	(dB)	(m)		(°)	(m)		(dBuV)	(dB)	(dB)	(dB)
AV	3.66668G	45.06	54.00	-8.94	4.33	3	Vertical	192	1.35	-	40.73	29.10	4.96	29.73
AV	11.01146G	42.83	54.00	-11.17	18.92	3	Vertical	55	2.35	-	23.91	40.17	9.67	30.92
PK	3.66679G	49.49	74.00	-24.51	4.33	3	Vertical	192	1.35	-	45.16	29.10	4.96	29.73
PK	11.01476G	55.72	74.00	-18.28	18.91	3	Vertical	55	2.35	-	36.81	40.16	9.67	30.92
PK	16.5245G	61.66	68.20	-6.54	19.25	3	Vertical	133	2.26	-	42.41	38.60	12.34	31.69

802.11ax HEW20-BF_Nss1,(MCS0)_2TX

5500MHz_TX

05/01/2020

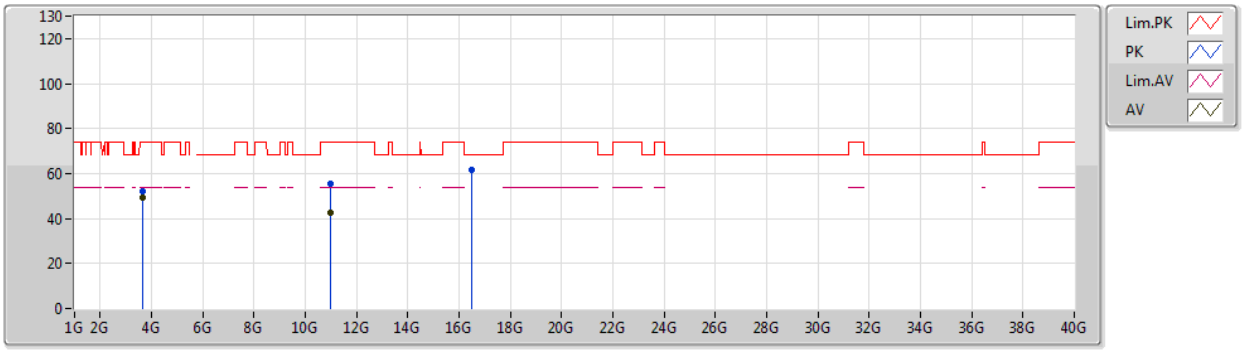

Type	Freq	Level	Limit	Margin	Factor	Dist	Condition	Azimuth	Height	Comment	Raw	AF	CL	PA
	(Hz)	(dBuV/m)	(dBuV/m)	(dB)	(dB)	(m)		(°)	(m)		(dBuV)	(dB)	(dB)	(dB)
AV	3.66668G	49.20	54.00	-4.80	4.33	3	Horizontal	236	1.47	-	44.87	29.10	4.96	29.73
AV	10.9989G	42.80	54.00	-11.20	18.94	3	Horizontal	12	1.50	-	23.86	40.20	9.66	30.92
PK	3.66676G	51.91	74.00	-22.09	4.33	3	Horizontal	236	1.47	-	47.58	29.10	4.96	29.73
PK	10.9757G	55.49	74.00	-18.51	18.89	3	Horizontal	12	1.50	-	36.60	40.15	9.64	30.90
PK	16.4842G	61.67	68.20	-6.53	19.09	3	Horizontal	8	2.93	-	42.58	38.47	12.32	31.70

802.11ax HEW20-BF_Nss1,(MCS0)_2TX

5580MHz_TX

05/01/2020

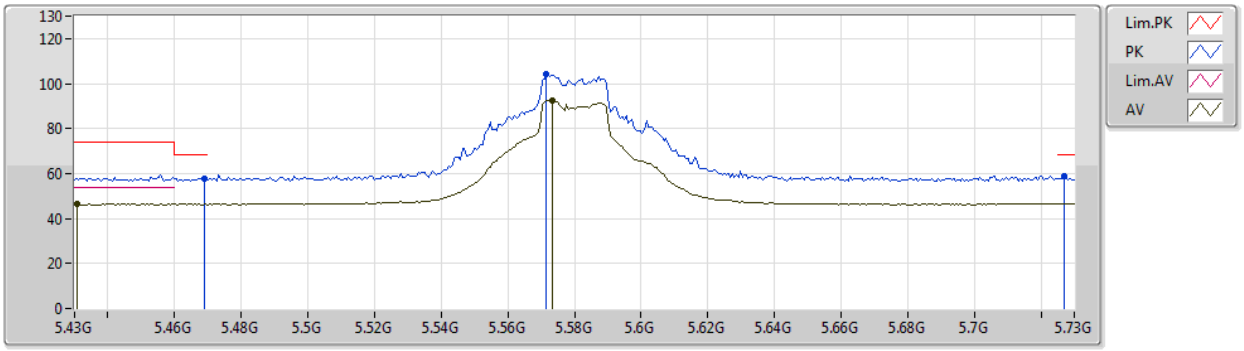

Type	Freq	Level	Limit	Margin	Factor	Dist	Condition	Azimuth	Height	Comment	Raw	AF	CL	PA
	(Hz)	(dBuV/m)	(dBuV/m)	(dB)	(dB)	(m)		(°)	(m)		(dBuV)	(dB)	(dB)	(dB)
AV	5.4306G	46.41	54.00	-7.59	8.34	3	Vertical	360	2.65	-	38.07	31.56	6.14	29.36
AV	5.5734G	92.64	Inf	-Inf	8.45	3	Vertical	360	2.65	-	84.19	31.65	6.17	29.37
PK	5.469G	57.98	68.20	-10.22	8.49	3	Vertical	360	2.65	-	49.49	31.71	6.15	29.37
PK	5.5716G	104.14	Inf	-Inf	8.44	3	Vertical	360	2.65	-	95.70	31.64	6.17	29.37
PK	5.727G	58.66	68.20	-9.54	8.69	3	Vertical	360	2.65	-	49.97	31.85	6.20	29.36

802.11ax HEW20-BF_Nss1,(MCS0)_2TX

5580MHz_TX

05/01/2020

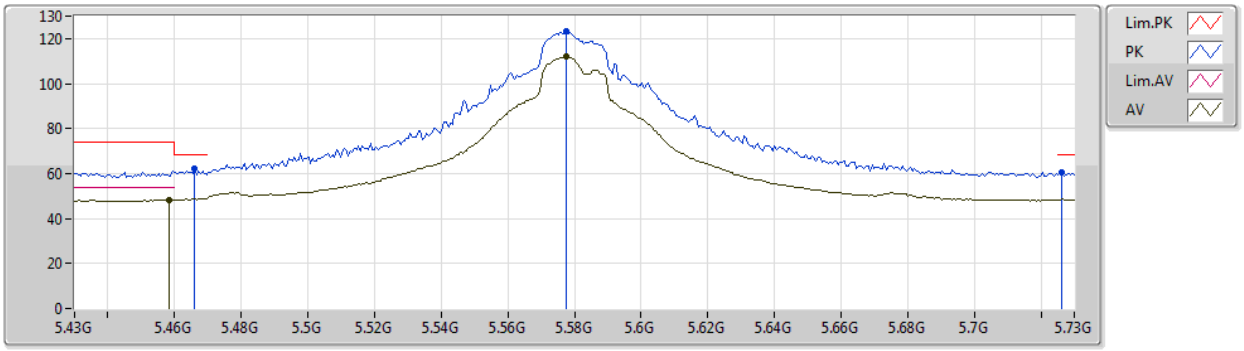

Type	Freq	Level	Limit	Margin	Factor	Dist	Condition	Azimuth	Height	Comment	Raw	AF	CL	PA
	(Hz)	(dBuV/m)	(dBuV/m)	(dB)	(dB)	(m)		(°)	(m)		(dBuV)	(dB)	(dB)	(dB)
AV	5.4582G	48.33	54.00	-5.67	8.42	3	Horizontal	360	1.37	-	39.91	31.65	6.14	29.37
AV	5.5776G	112.09	Inf	-Inf	8.46	3	Horizontal	360	1.37	-	103.63	31.66	6.17	29.37
PK	5.466G	61.93	68.20	-6.27	8.48	3	Horizontal	360	1.37	-	53.45	31.70	6.15	29.37
PK	5.5776G	123.16	Inf	-Inf	8.46	3	Horizontal	360	1.37	-	114.70	31.66	6.17	29.37
PK	5.7264G	60.25	68.20	-7.95	8.69	3	Horizontal	360	1.37	-	51.56	31.85	6.20	29.36

802.11ax HEW20-BF_Nss1,(MCS0)_2TX

05/01/2020

5580MHz_TX

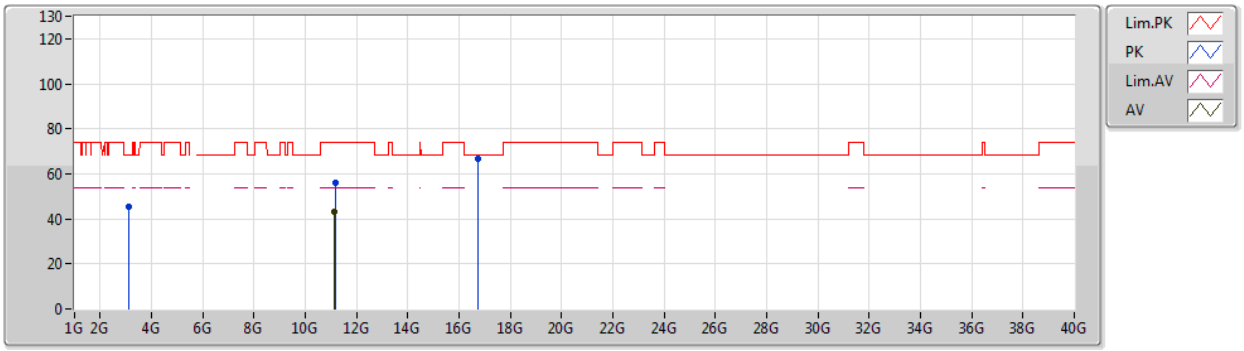

Type	Freq	Level	Limit	Margin	Factor	Dist	Condition	Azimuth	Height	Comment	Raw	AF	CL	PA
	(Hz)	(dBuV/m)	(dBuV/m)	(dB)	(dB)	(m)		(°)	(m)		(dBuV)	(dB)	(dB)	(dB)
AV	11.1515G	43.09	54.00	-10.91	18.58	3	Vertical	0	1.50	-	24.51	39.69	9.76	30.87
PK	3.12469G	45.18	68.20	-23.02	3.43	3	Vertical	319	1.32	-	41.75	28.75	4.62	29.94
PK	11.1827G	56.21	74.00	-17.79	18.48	3	Vertical	0	1.50	-	37.73	39.57	9.78	30.87
PK	16.7333G	66.83	68.20	-1.37	20.32	3	Vertical	324	2.40	-	46.51	39.60	12.41	31.69

802.11ax HEW20-BF_Nss1,(MCS0)_2TX

05/01/2020

5580MHz_TX

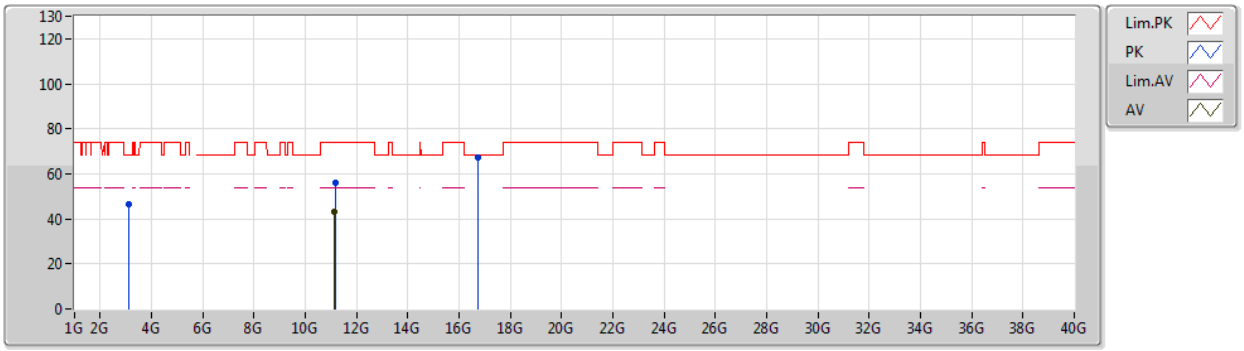

Type	Freq	Level	Limit	Margin	Factor	Dist	Condition	Azimuth	Height	Comment	Raw	AF	CL	PA
	(Hz)	(dBuV/m)	(dBuV/m)	(dB)	(dB)	(m)		(°)	(m)		(dBuV)	(dB)	(dB)	(dB)
AV	11.1543G	43.19	54.00	-10.81	18.57	3	Horizontal	0	1.50	-	24.62	39.68	9.76	30.87
PK	3.12499G	46.31	68.20	-21.89	3.43	3	Horizontal	140	2.10	-	42.88	28.75	4.62	29.94
PK	11.1672G	55.94	74.00	-18.06	18.53	3	Horizontal	0	1.50	-	37.41	39.63	9.77	30.87
PK	16.73592G	67.02	68.20	-1.18	20.34	3	Horizontal	317	1.50	-	46.68	39.62	12.41	31.69

802.11ax HEW20-BF_Nss1,(MCS0)_2TX

5700MHz_TX

05/01/2020

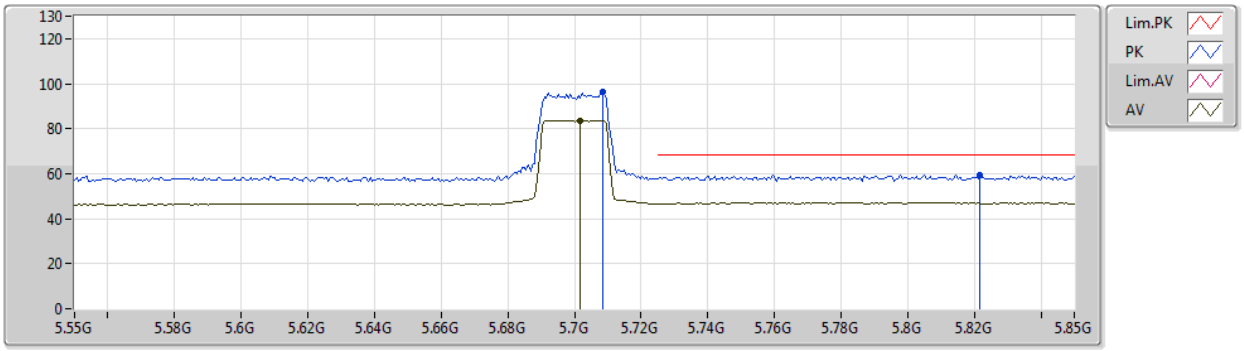

Type	Freq	Level	Limit	Margin	Factor	Dist	Condition	Azimuth	Height	Comment	Raw	AF	CL	PA
	(Hz)	(dBuV/m)	(dBuV/m)	(dB)	(dB)	(m)		(°)	(m)		(dBuV)	(dB)	(dB)	(dB)
AV	5.7018G	83.76	Inf	-Inf	8.64	3	Vertical	29	1.11	-	75.12	31.80	6.20	29.36
PK	5.7084G	96.60	Inf	-Inf	8.66	3	Vertical	29	1.11	-	87.94	31.82	6.20	29.36
PK	5.8218G	59.27	68.20	-8.93	8.89	3	Vertical	29	1.11	-	50.38	32.00	6.25	29.36

802.11ax HEW20-BF_Nss1,(MCS0)_2TX

5700MHz_TX

05/01/2020

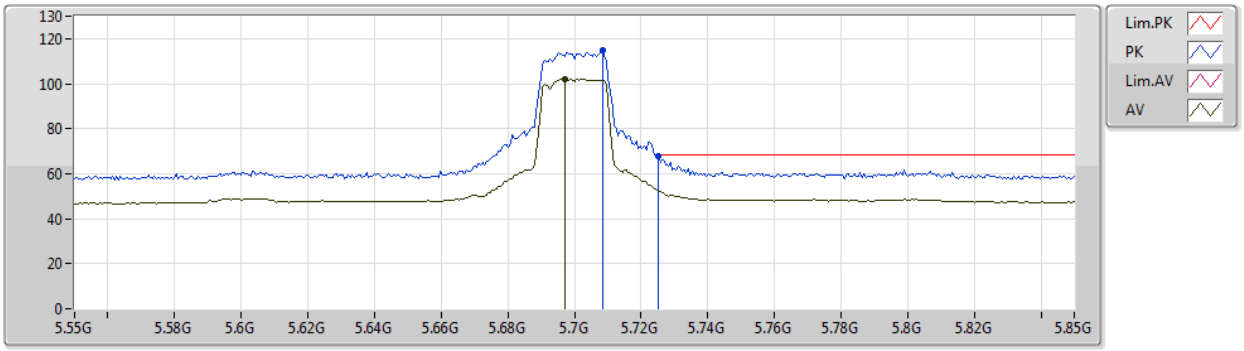

Type	Freq	Level	Limit	Margin	Factor	Dist	Condition	Azimuth	Height	Comment	Raw	AF	CL	PA
	(Hz)	(dBuV/m)	(dBuV/m)	(dB)	(dB)	(m)		(°)	(m)		(dBuV)	(dB)	(dB)	(dB)
AV	5.697G	102.08	Inf	-Inf	8.62	3	Horizontal	360	1.50	-	93.46	31.79	6.19	29.36
PK	5.7084G	114.71	Inf	-Inf	8.66	3	Horizontal	360	1.50	-	106.05	31.82	6.20	29.36
PK	5.7252G	67.55	68.20	-0.65	8.69	3	Horizontal	360	1.50	-	58.86	31.85	6.20	29.36

802.11ax HEW20-BF_Nss1,(MCS0)_2TX

5700MHz_TX

05/01/2020

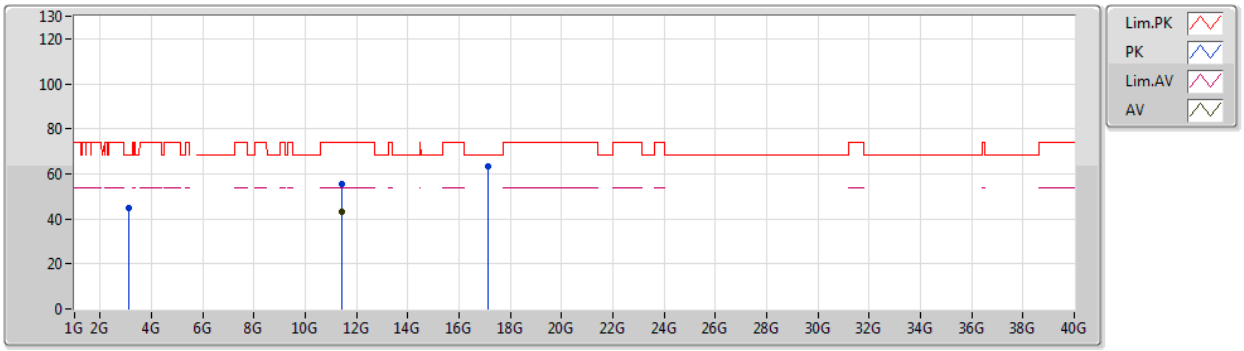

Type	Freq	Level	Limit	Margin	Factor	Dist	Condition	Azimuth	Height	Comment	Raw	AF	CL	PA
	(Hz)	(dBuV/m)	(dBuV/m)	(dB)	(dB)	(m)		(°)	(m)		(dBuV)	(dB)	(dB)	(dB)
AV	11.408G	42.94	54.00	-11.06	18.93	3	Vertical	23	2.11	-	24.01	39.80	9.93	30.80
PK	3.12515G	45.06	68.20	-23.14	3.44	3	Vertical	322	1.00	-	41.62	28.75	4.62	29.93
PK	11.4126G	55.70	74.00	-18.30	18.94	3	Vertical	23	2.11	-	36.76	39.80	9.94	30.80
PK	17.1215G	63.19	68.20	-5.01	21.11	3	Vertical	162	1.50	-	42.08	40.20	12.54	31.63

802.11ax HEW20-BF_Nss1,(MCS0)_2TX

5700MHz_TX

05/01/2020

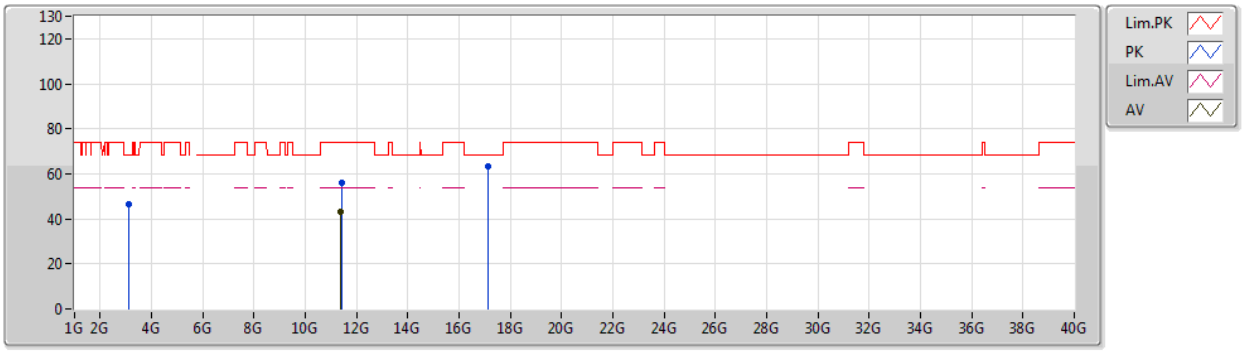

Type	Freq	Level	Limit	Margin	Factor	Dist	Condition	Azimuth	Height	Comment	Raw	AF	CL	PA
	(Hz)	(dBuV/m)	(dBuV/m)	(dB)	(dB)	(m)		(°)	(m)		(dBuV)	(dB)	(dB)	(dB)
AV	11.3837G	42.92	54.00	-11.08	18.89	3	Horizontal	349	1.50	-	24.03	39.77	9.92	30.80
PK	3.12489G	46.61	68.20	-21.59	3.43	3	Horizontal	140	2.11	-	43.18	28.75	4.62	29.94
PK	11.4092G	55.96	74.00	-18.04	18.93	3	Horizontal	349	1.50	-	37.03	39.80	9.93	30.80
PK	17.1164G	63.25	68.20	-4.95	21.10	3	Horizontal	203	2.99	-	42.15	40.20	12.53	31.63

802.11ax HEW20-BF_Nss1,(MCS0)_2TX

5720MHz Straddle 5.47-5.725GHz_TX

05/01/2020

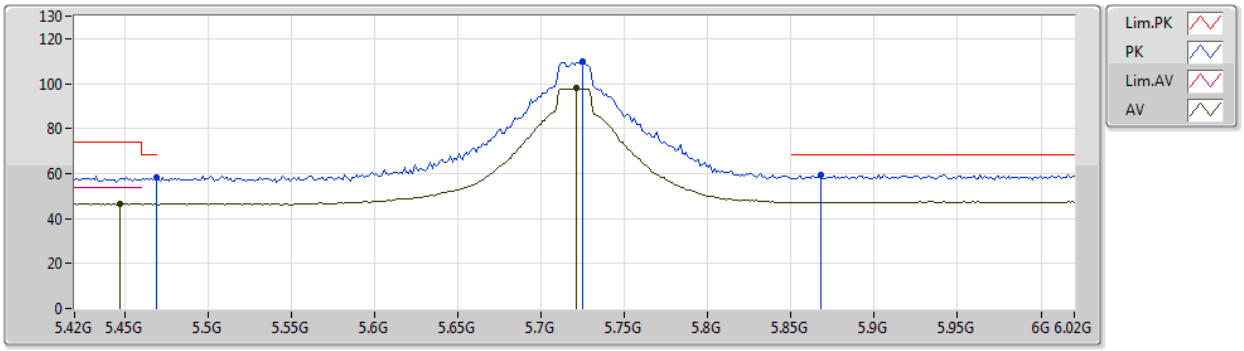

Type	Freq	Level	Limit	Margin	Factor	Dist	Condition	Azimuth	Height	Comment	Raw	AF	CL	PA
	(Hz)	(dBuV/m)	(dBuV/m)	(dB)	(dB)	(m)		(°)	(m)		(dBuV)	(dB)	(dB)	(dB)
AV	5.4476G	46.54	54.00	-7.46	8.38	3	Vertical	27	2.68	-	38.16	31.60	6.14	29.36
AV	5.7212G	98.14	Inf	-Inf	8.68	3	Vertical	27	2.68	-	89.46	31.84	6.20	29.36
PK	5.4692G	58.49	68.20	-9.71	8.50	3	Vertical	27	2.68	-	49.99	31.72	6.15	29.37
PK	5.7248G	109.70	Inf	-Inf	8.69	3	Vertical	27	2.68	-	101.01	31.85	6.20	29.36
PK	5.8676G	59.49	68.20	-8.71	9.03	3	Vertical	27	2.68	-	50.46	32.07	6.32	29.36

802.11ax HEW20-BF_Nss1,(MCS0)_2TX

5720MHz Straddle 5.47-5.725GHz_TX

05/01/2020

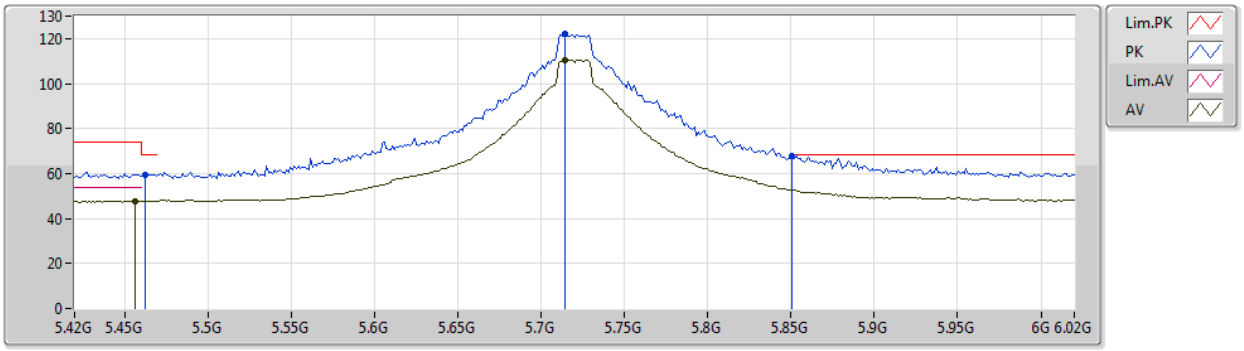

Type	Freq	Level	Limit	Margin	Factor	Dist	Condition	Azimuth	Height	Comment	Raw	AF	CL	PA
	(Hz)	(dBuV/m)	(dBuV/m)	(dB)	(dB)	(m)		(°)	(m)		(dBuV)	(dB)	(dB)	(dB)
AV	5.456G	47.76	54.00	-6.24	8.41	3	Horizontal	353	2.14	-	39.35	31.64	6.14	29.37
AV	5.714G	110.41	Inf	-Inf	8.67	3	Horizontal	353	2.14	-	101.74	31.83	6.20	29.36
PK	5.462G	59.45	68.20	-8.75	8.45	3	Horizontal	353	2.14	-	51.00	31.67	6.15	29.37
PK	5.714G	122.13	Inf	-Inf	8.67	3	Horizontal	353	2.14	-	113.46	31.83	6.20	29.36
PK	5.8508G	67.68	68.20	-0.52	8.94	3	Horizontal	353	2.14	-	58.74	32.00	6.30	29.36

802.11ax HEW20-BF_Nss1,(MCS0)_2TX

5720MHz Straddle 5.47-5.725GHz_TX

05/01/2020

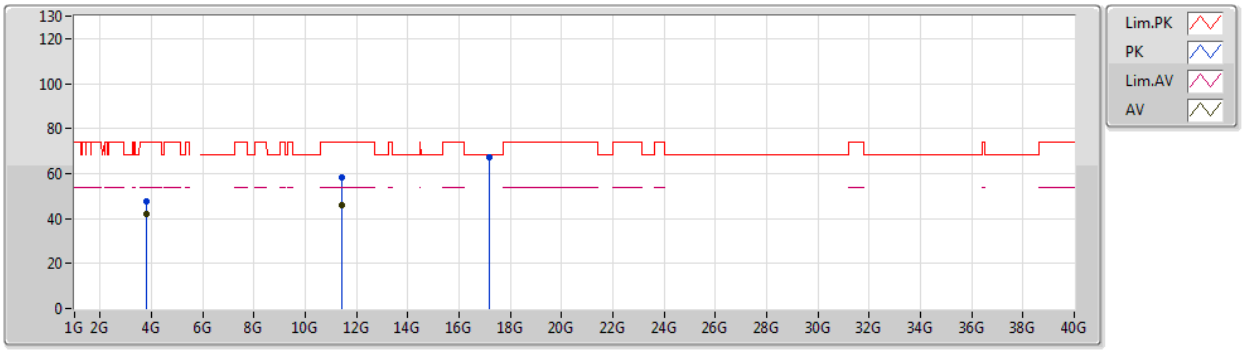

Type	Freq	Level	Limit	Margin	Factor	Dist	Condition	Azimuth	Height	Comment	Raw	AF	CL	PA
	(Hz)	(dBuV/m)	(dBuV/m)	(dB)	(dB)	(m)		(°)	(m)		(dBuV)	(dB)	(dB)	(dB)
AV	3.81332G	41.87	54.00	-12.13	4.73	3	Vertical	12	1.39	-	37.14	29.35	5.04	29.66
AV	11.4223G	46.03	54.00	-7.97	18.95	3	Vertical	21	1.56	-	27.08	39.80	9.94	30.79
PK	3.81326G	47.45	74.00	-26.55	4.73	3	Vertical	12	1.39	-	42.72	29.35	5.04	29.66
PK	11.4226G	58.08	74.00	-15.92	18.95	3	Vertical	21	1.56	-	39.13	39.80	9.94	30.79
PK	17.1626G	67.14	68.20	-1.06	21.14	3	Vertical	319	1.53	-	46.00	40.20	12.55	31.61

802.11ax HEW20-BF_Nss1,(MCS0)_2TX

05/01/2020

5720MHz Straddle 5.47-5.725GHz_TX

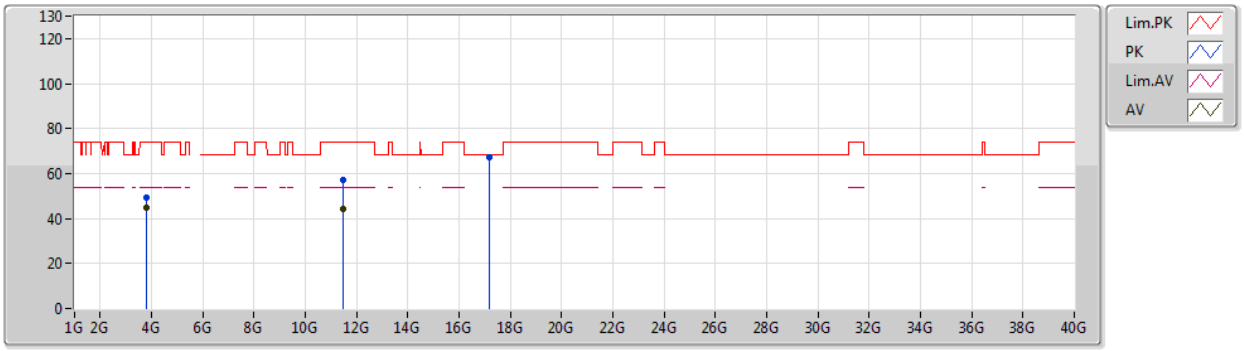

Type	Freq	Level	Limit	Margin	Factor	Dist	Condition	Azimuth	Height	Comment	Raw	AF	CL	PA
	(Hz)	(dBuV/m)	(dBuV/m)	(dB)	(dB)	(m)		(°)	(m)		(dBuV)	(dB)	(dB)	(dB)
AV	3.81336G	44.84	54.00	-9.16	4.73	3	Horizontal	240	1.20	-	40.11	29.35	5.04	29.66
AV	11.4561G	44.45	54.00	-9.55	18.99	3	Horizontal	205	1.43	-	25.46	39.80	9.97	30.78
PK	3.81321G	49.46	74.00	-24.54	4.73	3	Horizontal	240	1.20	-	44.73	29.35	5.04	29.66
PK	11.4543G	56.89	74.00	-17.11	18.98	3	Horizontal	205	1.43	-	37.91	39.80	9.96	30.78
PK	17.1633G	67.31	68.20	-0.89	21.14	3	Horizontal	318	1.46	-	46.17	40.20	12.55	31.61

802.11ax HEW40-BF_Nss1,(MCS0)_2TX

5270MHz_TX

05/01/2020

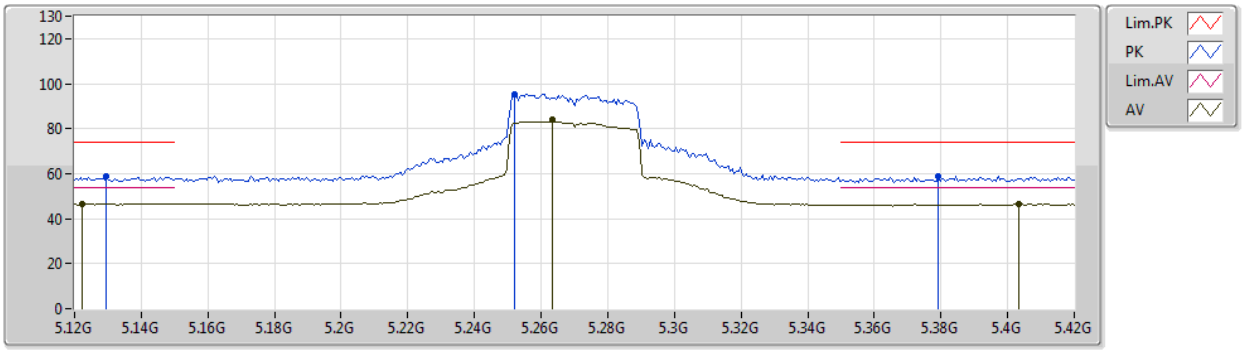

Type	Freq	Level	Limit	Margin	Factor	Dist	Condition	Azimuth	Height	Comment	Raw	AF	CL	PA
	(Hz)	(dBuV/m)	(dBuV/m)	(dB)	(dB)	(m)		(°)	(m)		(dBuV)	(dB)	(dB)	(dB)
AV	5.1224G	46.51	54.00	-7.49	8.52	3	Vertical	129	1.69	-	37.99	31.84	6.01	29.33
AV	5.2634G	84.19	Inf	-Inf	8.05	3	Vertical	129	1.69	-	76.14	31.30	6.10	29.35
AV	5.4032G	46.45	54.00	-7.55	8.28	3	Vertical	129	1.69	-	38.17	31.51	6.13	29.36
PK	5.1296G	58.60	74.00	-15.40	8.55	3	Vertical	129	1.69	-	50.05	31.86	6.02	29.33
PK	5.252G	95.47	Inf	-Inf	8.04	3	Vertical	129	1.69	-	87.43	31.30	6.09	29.35
PK	5.3792G	58.78	74.00	-15.22	8.14	3	Vertical	129	1.69	-	50.64	31.38	6.12	29.36

802.11ax HEW40-BF_Nss1,(MCS0)_2TX

5270MHz_TX

05/01/2020

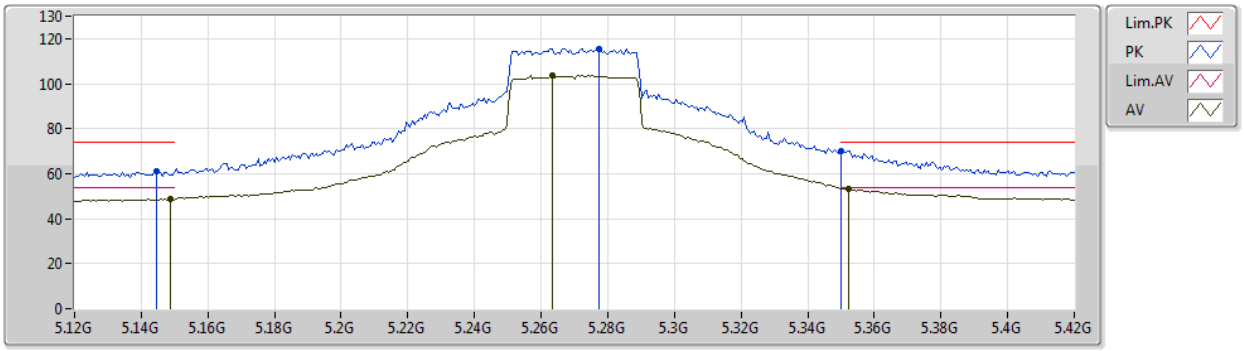

Type	Freq	Level	Limit	Margin	Factor	Dist	Condition	Azimuth	Height	Comment	Raw	AF	CL	PA
	(Hz)	(dBuV/m)	(dBuV/m)	(dB)	(dB)	(m)		(°)	(m)		(dBuV)	(dB)	(dB)	(dB)
AV	5.1488G	48.61	54.00	-5.39	8.60	3	Horizontal	360	1.00	-	40.01	31.90	6.03	29.33
AV	5.2634G	103.85	Inf	-Inf	8.05	3	Horizontal	360	1.00	-	95.80	31.30	6.10	29.35
AV	5.3522G	53.26	54.00	-0.74	7.97	3	Horizontal	360	1.00	-	45.29	31.21	6.12	29.36
PK	5.1446G	61.15	74.00	-12.85	8.59	3	Horizontal	360	1.00	-	52.56	31.89	6.03	29.33
PK	5.2772G	115.67	Inf	-Inf	8.05	3	Horizontal	360	1.00	-	107.62	31.30	6.10	29.35
PK	5.35G	70.15	74.00	-3.85	7.96	3	Horizontal	360	1.00	-	62.19	31.20	6.12	29.36

802.11ax HEW40-BF_Nss1,(MCS0)_2TX

5270MHz_TX

05/01/2020

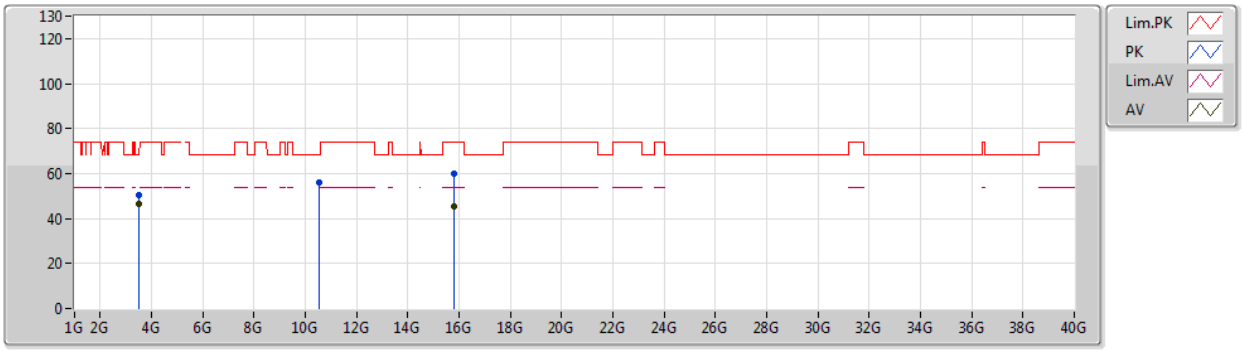

Type	Freq	Level	Limit	Margin	Factor	Dist	Condition	Azimuth	Height	Comment	Raw	AF	CL	PA
	(Hz)	(dBuV/m)	(dBuV/m)	(dB)	(dB)	(m)		(°)	(m)		(dBuV)	(dB)	(dB)	(dB)
AV	3.51335G	46.45	54.00	-7.55	3.77	3	Vertical	185	1.21	-	42.68	28.68	4.88	29.79
AV	15.79998G	45.49	54.00	-8.51	17.33	3	Vertical	360	1.00	-	28.16	37.20	12.05	31.92
PK	3.51331G	50.16	74.00	-23.84	3.77	3	Vertical	185	1.21	-	46.39	28.68	4.88	29.79
PK	10.537G	55.78	68.20	-12.42	18.44	3	Vertical	66	1.50	-	37.34	39.70	9.35	30.61
PK	15.81132G	59.68	74.00	-14.32	17.27	3	Vertical	360	1.00	-	42.41	37.14	12.05	31.92

802.11ax HEW40-BF_Nss1,(MCS0)_2TX

5270MHz_TX

05/01/2020

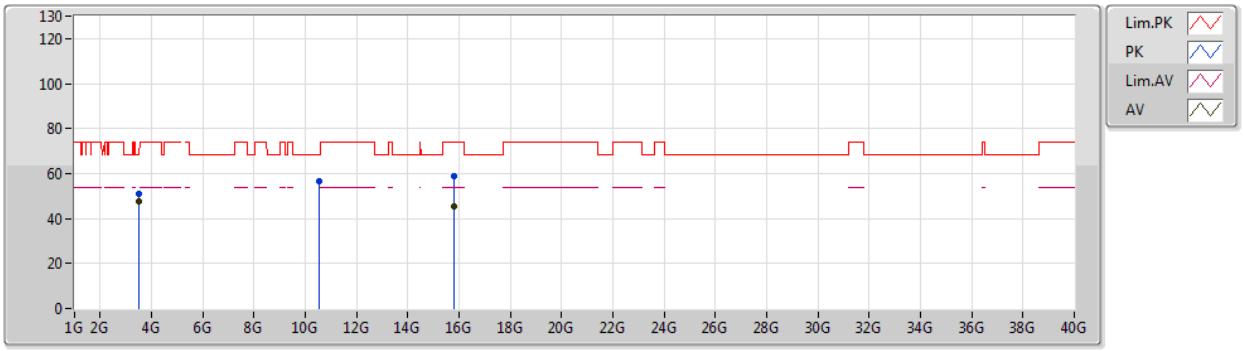

Type	Freq	Level	Limit	Margin	Factor	Dist	Condition	Azimuth	Height	Comment	Raw	AF	CL	PA
	(Hz)	(dBuV/m)	(dBuV/m)	(dB)	(dB)	(m)		(°)	(m)		(dBuV)	(dB)	(dB)	(dB)
AV	3.51338G	47.49	54.00	-6.51	3.77	3	Horizontal	120	1.22	-	43.72	28.68	4.88	29.79
AV	15.80796G	45.41	54.00	-8.59	17.29	3	Horizontal	292	2.97	-	28.12	37.16	12.05	31.92
PK	3.51332G	50.96	74.00	-23.04	3.77	3	Horizontal	120	1.22	-	47.19	28.68	4.88	29.79
PK	10.54252G	56.32	68.20	-11.88	18.44	3	Horizontal	0	1.95	-	37.88	39.70	9.35	30.61
PK	15.81762G	58.67	74.00	-15.33	17.25	3	Horizontal	292	2.97	-	41.42	37.11	12.06	31.92

802.11ax HEW40-BF_Nss1,(MCS0)_2TX

5310MHz_TX

05/01/2020

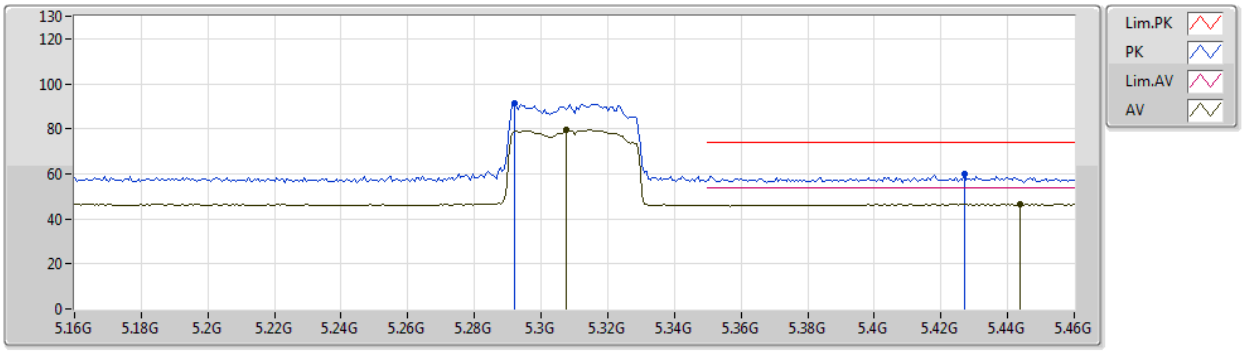

Type	Freq	Level	Limit	Margin	Factor	Dist	Condition	Azimuth	Height	Comment	Raw	AF	CL	PA
	(Hz)	(dBuV/m)	(dBuV/m)	(dB)	(dB)	(m)		(°)	(m)		(dBuV)	(dB)	(dB)	(dB)
AV	5.3076G	79.75	Inf	-Inf	8.04	3	Vertical	129	1.76	-	71.71	31.28	6.11	29.35
AV	5.4438G	46.54	54.00	-7.46	8.37	3	Vertical	129	1.76	-	38.17	31.59	6.14	29.36
PK	5.292G	91.41	Inf	-Inf	8.05	3	Vertical	129	1.76	-	83.36	31.30	6.10	29.35
PK	5.427G	59.70	74.00	-14.30	8.33	3	Vertical	129	1.76	-	51.37	31.55	6.14	29.36

802.11ax HEW40-BF_Nss1,(MCS0)_2TX

5310MHz_TX

05/01/2020

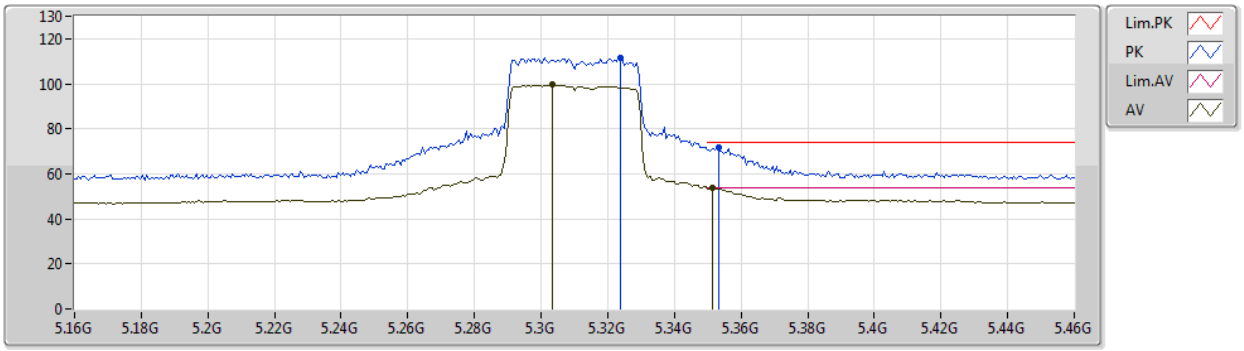

Type	Freq	Level	Limit	Margin	Factor	Dist	Condition	Azimuth	Height	Comment	Raw	AF	CL	PA
	(Hz)	(dBuV/m)	(dBuV/m)	(dB)	(dB)	(m)		(°)	(m)		(dBuV)	(dB)	(dB)	(dB)
AV	5.3034G	99.50	Inf	-Inf	8.05	3	Horizontal	6	1.77	-	91.45	31.29	6.11	29.35
AV	5.3514G	53.54	54.00	-0.46	7.97	3	Horizontal	6	1.77	-	45.57	31.21	6.12	29.36
PK	5.3238G	111.72	Inf	-Inf	8.01	3	Horizontal	6	1.77	-	103.71	31.25	6.11	29.35
PK	5.3532G	71.61	74.00	-2.39	7.98	3	Horizontal	6	1.77	-	63.63	31.22	6.12	29.36

802.11ax HEW40-BF_Nss1,(MCS0)_2TX

5310MHz_TX

05/01/2020

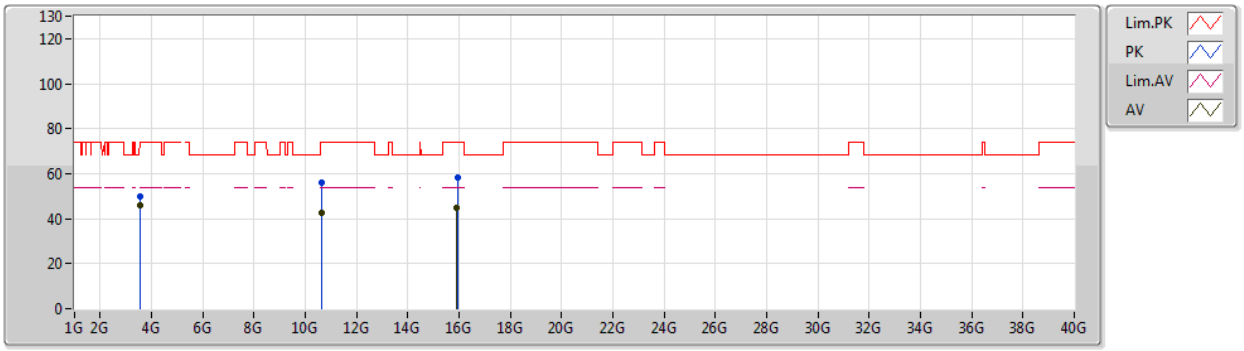

Type	Freq	Level	Limit	Margin	Factor	Dist	Condition	Azimuth	Height	Comment	Raw	AF	CL	PA
	(Hz)	(dBuV/m)	(dBuV/m)	(dB)	(dB)	(m)		(°)	(m)		(dBuV)	(dB)	(dB)	(dB)
AV	3.54G	46.10	54.00	-7.90	3.95	3	Vertical	185	1.17	-	42.15	28.84	4.89	29.78
AV	10.635G	42.57	54.00	-11.43	18.38	3	Vertical	295	1.50	-	24.19	39.63	9.42	30.67
AV	15.91782G	44.99	54.00	-9.01	16.85	3	Vertical	113	1.50	-	28.14	36.68	12.11	31.94
PK	3.54001G	49.72	74.00	-24.28	3.95	3	Vertical	185	1.17	-	45.77	28.84	4.89	29.78
PK	10.61928G	56.02	74.00	-17.98	18.40	3	Vertical	295	1.50	-	37.62	39.66	9.40	30.66
PK	15.93498G	58.08	74.00	-15.92	16.84	3	Vertical	113	1.50	-	41.24	36.67	12.12	31.95

802.11ax HEW40-BF_Nss1,(MCS0)_2TX

5310MHz_TX

05/01/2020

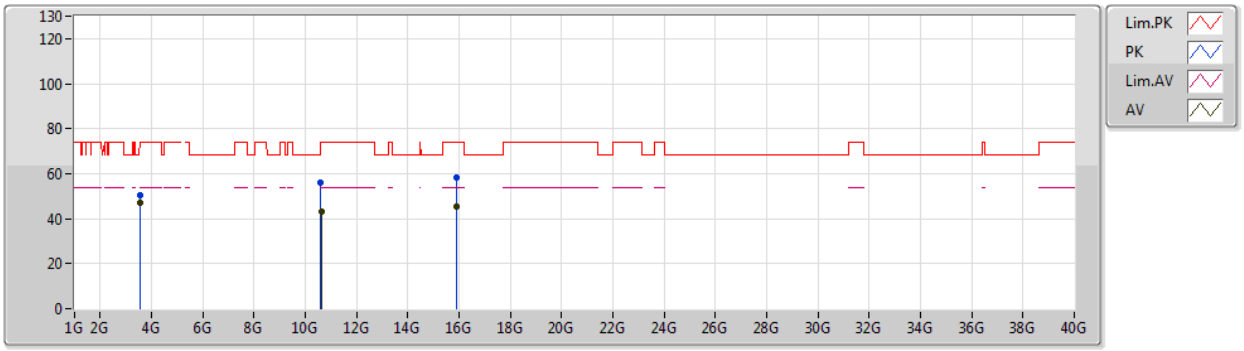

Type	Freq	Level	Limit	Margin	Factor	Dist	Condition	Azimuth	Height	Comment	Raw	AF	CL	PA
	(Hz)	(dBuV/m)	(dBuV/m)	(dB)	(dB)	(m)		(°)	(m)		(dBuV)	(dB)	(dB)	(dB)
AV	3.54002G	46.82	54.00	-7.18	3.95	3	Horizontal	121	1.18	-	42.87	28.84	4.89	29.78
AV	10.6302G	43.11	54.00	-10.89	18.38	3	Horizontal	0	2.00	-	24.73	39.64	9.41	30.67
AV	15.9257G	45.11	54.00	-8.89	16.85	3	Horizontal	70	1.50	-	28.26	36.67	12.12	31.94
PK	3.53997G	50.21	74.00	-23.79	3.95	3	Horizontal	121	1.18	-	46.26	28.84	4.89	29.78
PK	10.61136G	56.29	74.00	-17.71	18.42	3	Horizontal	0	2.00	-	37.87	39.68	9.40	30.66
PK	15.9239G	58.21	74.00	-15.79	16.86	3	Horizontal	70	1.50	-	41.35	36.68	12.12	31.94

802.11ax HEW40-BF_Nss1,(MCS0)_2TX

5510MHz_TX

06/01/2020

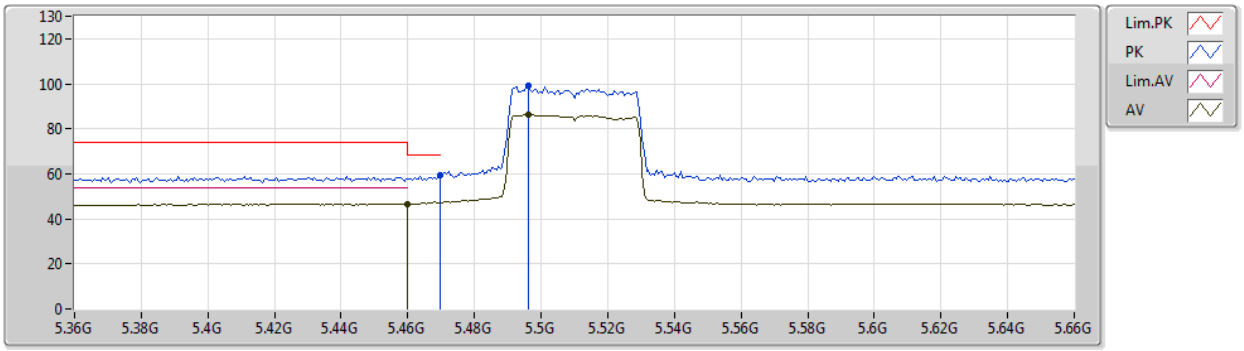

Type	Freq	Level	Limit	Margin	Factor	Dist	Condition	Azimuth	Height	Comment	Raw	AF	CL	PA
	(Hz)	(dBuV/m)	(dBuV/m)	(dB)	(dB)	(m)		(°)	(m)		(dBuV)	(dB)	(dB)	(dB)
AV	5.46G	46.64	54.00	-7.36	8.43	3	Vertical	22	3.00	-	38.21	31.66	6.14	29.37
AV	5.4962G	86.22	Inf	-Inf	8.66	3	Vertical	22	3.00	-	77.56	31.88	6.15	29.37
PK	5.4698G	59.40	68.20	-8.80	8.50	3	Vertical	22	3.00	-	50.90	31.72	6.15	29.37
PK	5.4962G	98.94	Inf	-Inf	8.66	3	Vertical	22	3.00	-	90.28	31.88	6.15	29.37

802.11ax HEW40-BF_Nss1,(MCS0)_2TX

5510MHz_TX

06/01/2020

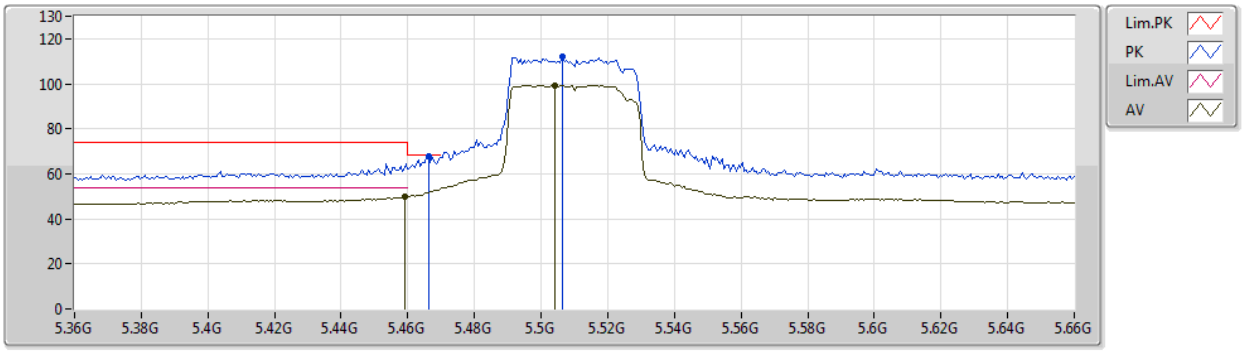

Type	Freq	Level	Limit	Margin	Factor	Dist	Condition	Azimuth	Height	Comment	Raw	AF	CL	PA
	(Hz)	(dBuV/m)	(dBuV/m)	(dB)	(dB)	(m)		(°)	(m)		(dBuV)	(dB)	(dB)	(dB)
AV	5.459G	49.69	54.00	-4.31	8.42	3	Horizontal	357	2.23	-	41.27	31.65	6.14	29.37
AV	5.504G	99.36	Inf	-Inf	8.67	3	Horizontal	357	2.23	-	90.69	31.88	6.16	29.37
PK	5.4662G	68.05	68.20	-0.15	8.48	3	Horizontal	357	2.23	-	59.57	31.70	6.15	29.37
PK	5.5064G	112.05	Inf	-Inf	8.65	3	Horizontal	357	2.23	-	103.40	31.86	6.16	29.37

802.11ax HEW40-BF_Nss1,(MCS0)_2TX

5510MHz_TX

06/01/2020

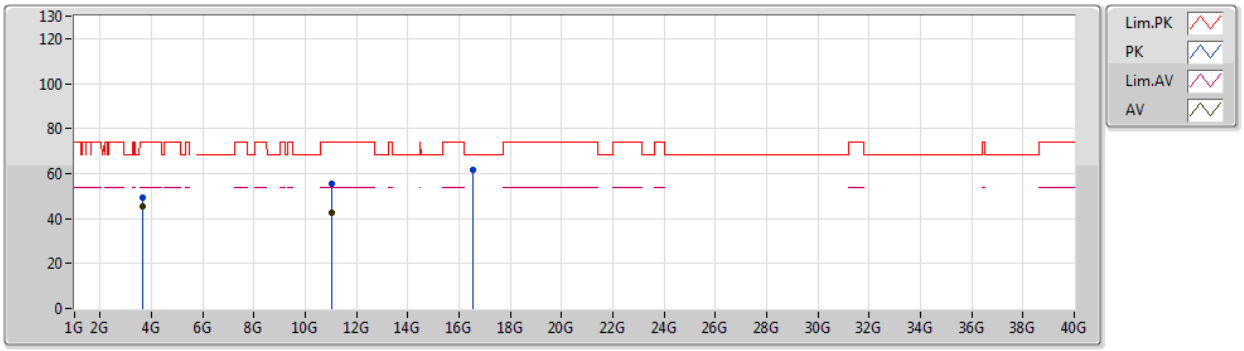

Type	Freq	Level	Limit	Margin	Factor	Dist	Condition	Azimuth	Height	Comment	Raw	AF	CL	PA
	(Hz)	(dBuV/m)	(dBuV/m)	(dB)	(dB)	(m)		(°)	(m)		(dBuV)	(dB)	(dB)	(dB)
AV	3.67334G	45.38	54.00	-8.62	4.34	3	Vertical	188	1.65	-	41.04	29.10	4.96	29.72
AV	11.03392G	42.64	54.00	-11.36	18.87	3	Vertical	343	2.74	-	23.77	40.10	9.68	30.91
PK	3.67345G	49.33	74.00	-24.67	4.34	3	Vertical	188	1.65	-	44.99	29.10	4.96	29.72
PK	11.01124G	55.33	74.00	-18.67	18.92	3	Vertical	343	2.74	-	36.41	40.17	9.67	30.92
PK	16.5268G	61.74	68.20	-6.46	19.25	3	Vertical	360	1.54	-	42.49	38.60	12.34	31.69

802.11ax HEW40-BF_Nss1,(MCS0)_2TX

5510MHz_TX

06/01/2020

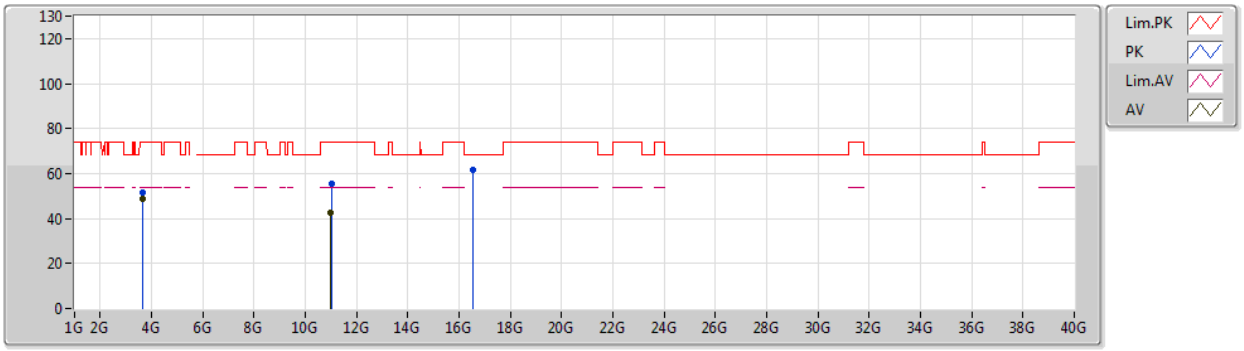

Type	Freq	Level	Limit	Margin	Factor	Dist	Condition	Azimuth	Height	Comment	Raw	AF	CL	PA
	(Hz)	(dBuV/m)	(dBuV/m)	(dB)	(dB)	(m)		(°)	(m)		(dBuV)	(dB)	(dB)	(dB)
AV	3.67336G	48.80	54.00	-5.20	4.34	3	Horizontal	236	1.28	-	44.46	29.10	4.96	29.72
AV	11.00656G	42.58	54.00	-11.42	18.92	3	Horizontal	227	1.50	-	23.66	40.18	9.66	30.92
PK	3.67327G	51.67	74.00	-22.33	4.34	3	Horizontal	236	1.28	-	47.33	29.10	4.96	29.72
PK	11.02612G	55.31	74.00	-18.69	18.89	3	Horizontal	227	1.50	-	36.42	40.12	9.68	30.91
PK	16.5265G	61.77	68.20	-6.43	19.25	3	Horizontal	239	2.73	-	42.52	38.60	12.34	31.69

802.11ax HEW40-BF_Nss1,(MCS0)_2TX

5550MHz_TX

06/01/2020

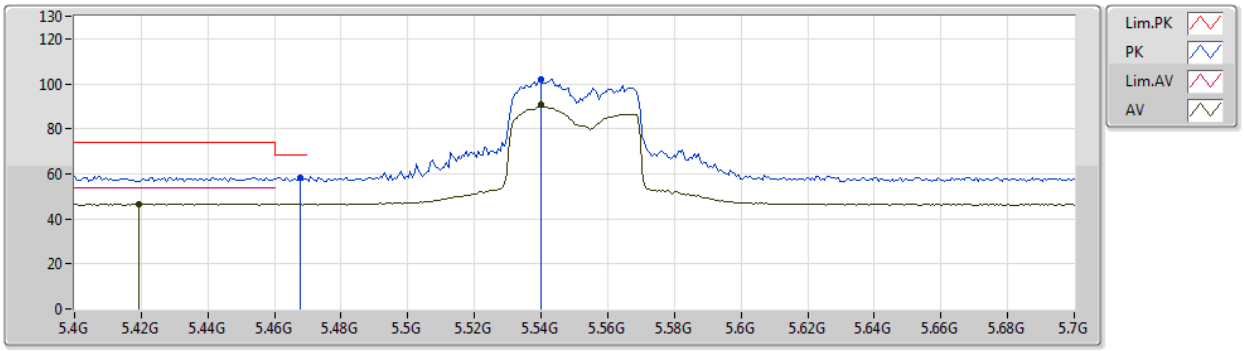

Type	Freq	Level	Limit	Margin	Factor	Dist	Condition	Azimuth	Height	Comment	Raw	AF	CL	PA
	(Hz)	(dBuV/m)	(dBuV/m)	(dB)	(dB)	(m)		(°)	(m)		(dBuV)	(dB)	(dB)	(dB)
AV	5.4192G	46.69	54.00	-7.31	8.31	3	Vertical	46	2.71	-	38.38	31.54	6.13	29.36
AV	5.5398G	90.98	Inf	-Inf	8.45	3	Vertical	46	2.71	-	82.53	31.66	6.16	29.37
PK	5.4678G	58.43	68.20	-9.77	8.49	3	Vertical	46	2.71	-	49.94	31.71	6.15	29.37
PK	5.5398G	101.88	Inf	-Inf	8.45	3	Vertical	46	2.71	-	93.43	31.66	6.16	29.37

802.11ax HEW40-BF_Nss1,(MCS0)_2TX

5550MHz_TX

06/01/2020

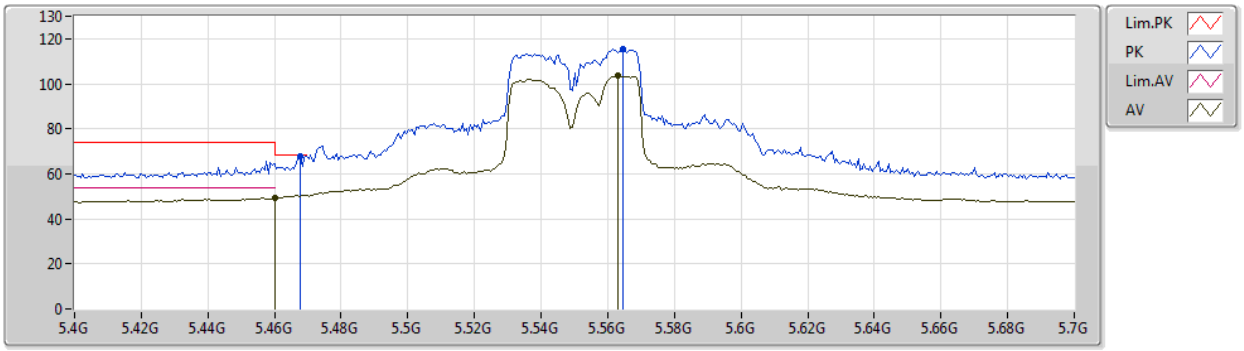

Type	Freq	Level	Limit	Margin	Factor	Dist	Condition	Azimuth	Height	Comment	Raw	AF	CL	PA
	(Hz)	(dBuV/m)	(dBuV/m)	(dB)	(dB)	(m)		(°)	(m)		(dBuV)	(dB)	(dB)	(dB)
AV	5.46G	49.10	54.00	-4.90	8.43	3	Horizontal	351	1.50	-	40.67	31.66	6.14	29.37
AV	5.5632G	103.72	Inf	-Inf	8.43	3	Horizontal	351	1.50	-	95.29	31.63	6.17	29.37
PK	5.4678G	67.91	68.20	-0.29	8.49	3	Horizontal	351	1.50	-	59.42	31.71	6.15	29.37
PK	5.5644G	115.61	Inf	-Inf	8.43	3	Horizontal	351	1.50	-	107.18	31.63	6.17	29.37

802.11ax HEW40-BF_Nss1,(MCS0)_2TX

5550MHz_TX

06/01/2020

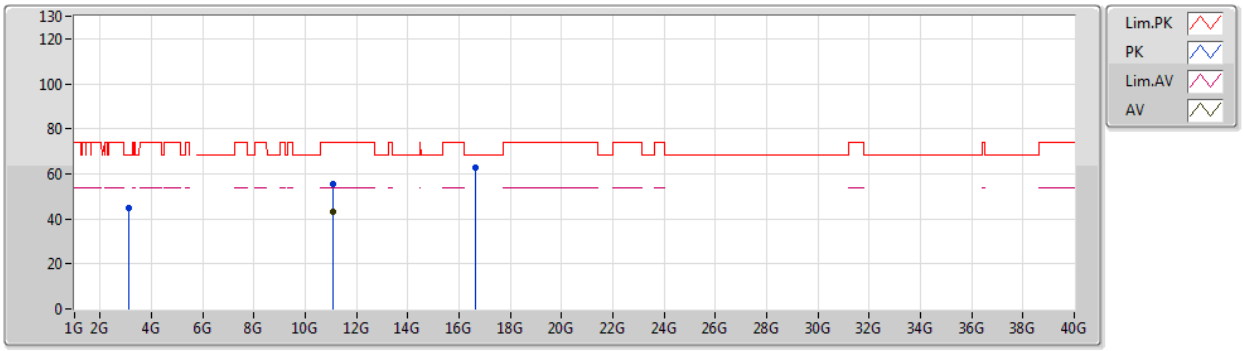

Type	Freq	Level	Limit	Margin	Factor	Dist	Condition	Azimuth	Height	Comment	Raw	AF	CL	PA
	(Hz)	(dBuV/m)	(dBuV/m)	(dB)	(dB)	(m)		(°)	(m)		(dBuV)	(dB)	(dB)	(dB)
AV	11.0877G	43.05	54.00	-10.95	18.77	3	Vertical	337	1.30	-	24.28	39.94	9.72	30.89
PK	3.12495G	44.94	68.20	-23.26	3.43	3	Vertical	324	1.31	-	41.51	28.75	4.62	29.94
PK	11.10348G	55.61	74.00	-18.39	18.73	3	Vertical	337	1.30	-	36.88	39.89	9.73	30.89
PK	16.64634G	62.77	68.20	-5.43	19.61	3	Vertical	48	1.50	-	43.16	38.92	12.38	31.69

802.11ax HEW40-BF_Nss1,(MCS0)_2TX

5550MHz_TX

06/01/2020

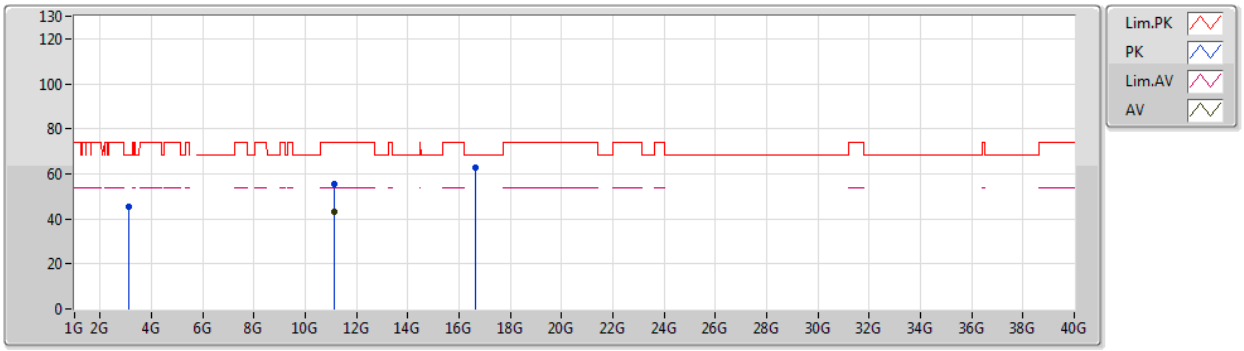

Type	Freq	Level	Limit	Margin	Factor	Dist	Condition	Azimuth	Height	Comment	Raw	AF	CL	PA
	(Hz)	(dBuV/m)	(dBuV/m)	(dB)	(dB)	(m)		(°)	(m)		(dBuV)	(dB)	(dB)	(dB)
AV	11.11128G	42.97	54.00	-11.03	18.69	3	Horizontal	67	2.38	-	24.28	39.85	9.73	30.89
PK	3.12509G	45.64	68.20	-22.56	3.44	3	Horizontal	142	1.66	-	42.20	28.75	4.62	29.93
PK	11.11368G	55.56	74.00	-18.44	18.70	3	Horizontal	67	2.38	-	36.86	39.85	9.74	30.89
PK	16.63644G	62.56	68.20	-5.64	19.54	3	Horizontal	318	2.72	-	43.02	38.86	12.37	31.69

802.11ax HEW40-BF_Nss1,(MCS0)_2TX

5670MHz_TX

06/01/2020

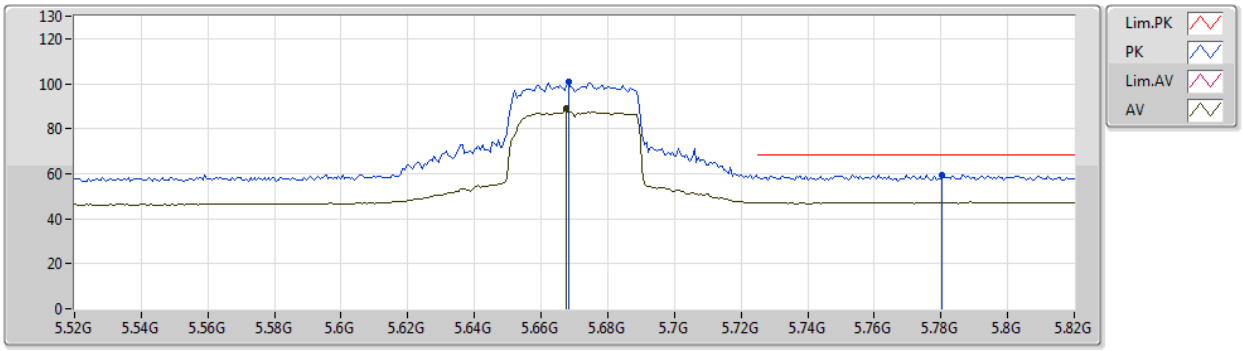

Type	Freq	Level	Limit	Margin	Factor	Dist	Condition	Azimuth	Height	Comment	Raw	AF	CL	PA
	(Hz)	(dBuV/m)	(dBuV/m)	(dB)	(dB)	(m)		(°)	(m)		(dBuV)	(dB)	(dB)	(dB)
AV	5.6676G	88.83	Inf	-Inf	8.50	3	Vertical	30	3.00	-	80.33	31.67	6.19	29.36
PK	5.6682G	101.01	Inf	-Inf	8.50	3	Vertical	30	3.00	-	92.51	31.67	6.19	29.36
PK	5.7804G	59.64	68.20	-8.56	8.81	3	Vertical	30	3.00	-	50.83	31.96	6.21	29.36

802.11ax HEW40-BF_Nss1,(MCS0)_2TX

5670MHz_TX

06/01/2020

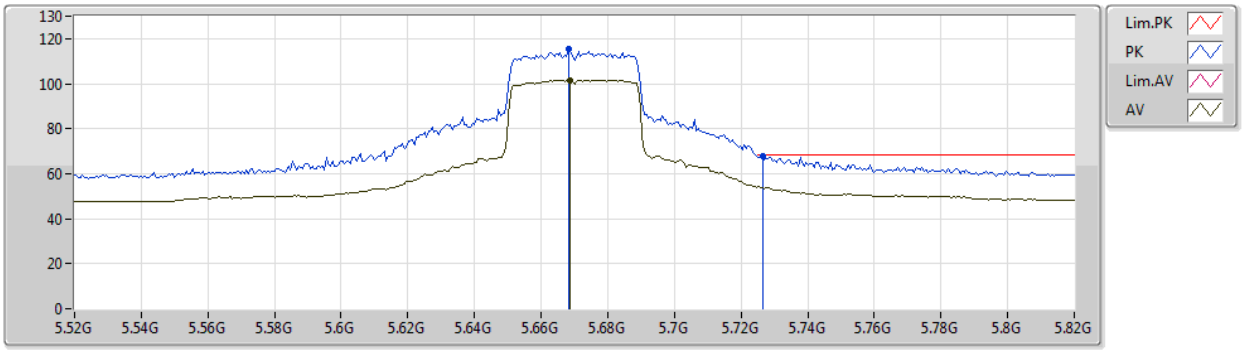

Type	Freq	Level	Limit	Margin	Factor	Dist	Condition	Azimuth	Height	Comment	Raw	AF	CL	PA
	(Hz)	(dBuV/m)	(dBuV/m)	(dB)	(dB)	(m)		(°)	(m)		(dBuV)	(dB)	(dB)	(dB)
AV	5.6688G	101.65	Inf	-Inf	8.51	3	Horizontal	352	2.18	-	93.14	31.68	6.19	29.36
PK	5.6682G	115.16	Inf	-Inf	8.50	3	Horizontal	352	2.18	-	106.66	31.67	6.19	29.36
PK	5.7264G	67.60	68.20	-0.60	8.69	3	Horizontal	352	2.18	-	58.91	31.85	6.20	29.36

802.11ax HEW40-BF_Nss1,(MCS0)_2TX

5670MHz_TX

06/01/2020

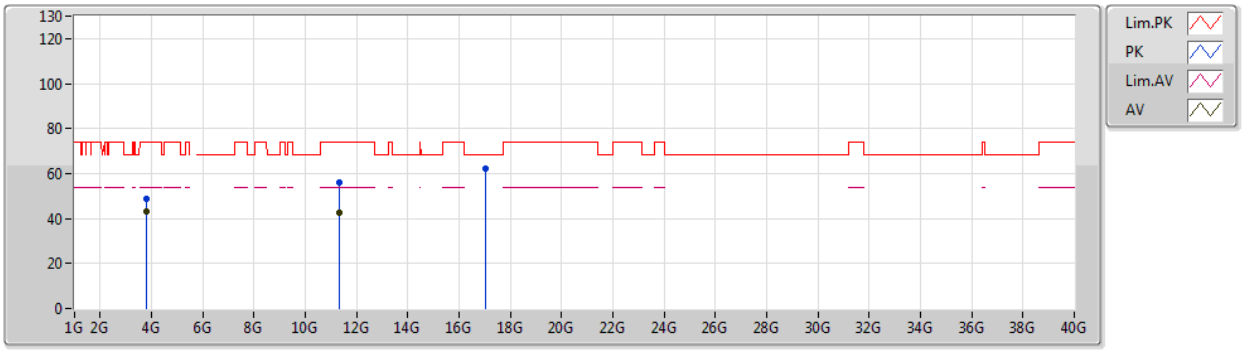

Type	Freq	Level	Limit	Margin	Factor	Dist	Condition	Azimuth	Height	Comment	Raw	AF	CL	PA
	(Hz)	(dBuV/m)	(dBuV/m)	(dB)	(dB)	(m)		(°)	(m)		(dBuV)	(dB)	(dB)	(dB)
AV	3.78002G	43.19	54.00	-10.81	4.60	3	Vertical	11	1.62	-	38.59	29.26	5.02	29.68
AV	11.34636G	42.64	54.00	-11.36	18.76	3	Vertical	76	1.66	-	23.88	39.69	9.89	30.82
PK	3.78001G	48.61	74.00	-25.39	4.60	3	Vertical	11	1.62	-	44.01	29.26	5.02	29.68
PK	11.35086G	55.81	74.00	-18.19	18.79	3	Vertical	76	1.66	-	37.02	39.70	9.90	30.81
PK	17.034G	62.39	68.20	-5.81	20.97	3	Vertical	37	1.50	-	41.42	40.13	12.51	31.67

802.11ax HEW40-BF_Nss1,(MCS0)_2TX

5670MHz_TX

06/01/2020

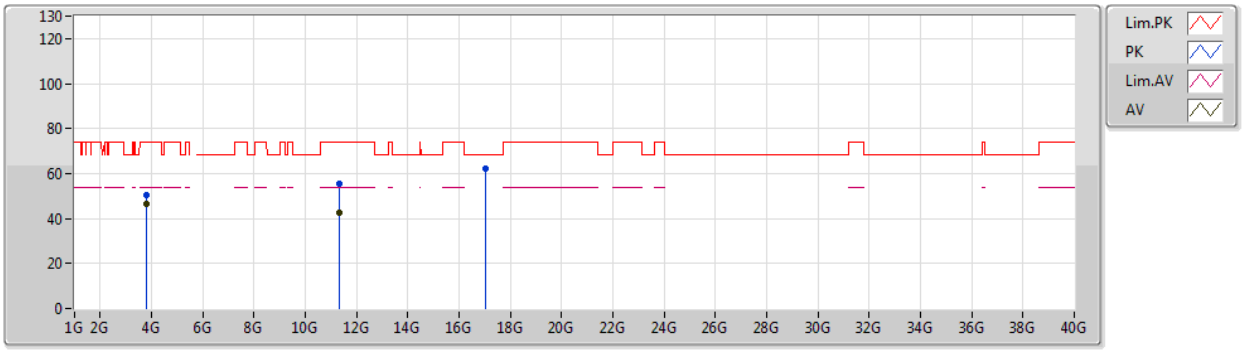

Type	Freq	Level	Limit	Margin	Factor	Dist	Condition	Azimuth	Height	Comment	Raw	AF	CL	PA
	(Hz)	(dBuV/m)	(dBuV/m)	(dB)	(dB)	(m)		(°)	(m)		(dBuV)	(dB)	(dB)	(dB)
AV	3.78001G	46.46	54.00	-7.54	4.60	3	Horizontal	236	1.35	-	41.86	29.26	5.02	29.68
AV	11.3253G	42.56	54.00	-11.44	18.71	3	Horizontal	98	1.91	-	23.85	39.65	9.88	30.82
PK	3.78004G	50.31	74.00	-23.69	4.60	3	Horizontal	236	1.35	-	45.71	29.26	5.02	29.68
PK	11.33826G	55.44	74.00	-18.56	18.75	3	Horizontal	98	1.91	-	36.69	39.68	9.89	30.82
PK	17.0193G	62.34	68.20	-5.86	20.94	3	Horizontal	284	1.23	-	41.40	40.12	12.50	31.68

802.11ax HEW40-BF_Nss1,(MCS0)_2TX

06/01/2020

5710MHz Straddle 5.47-5.725GHz_TX

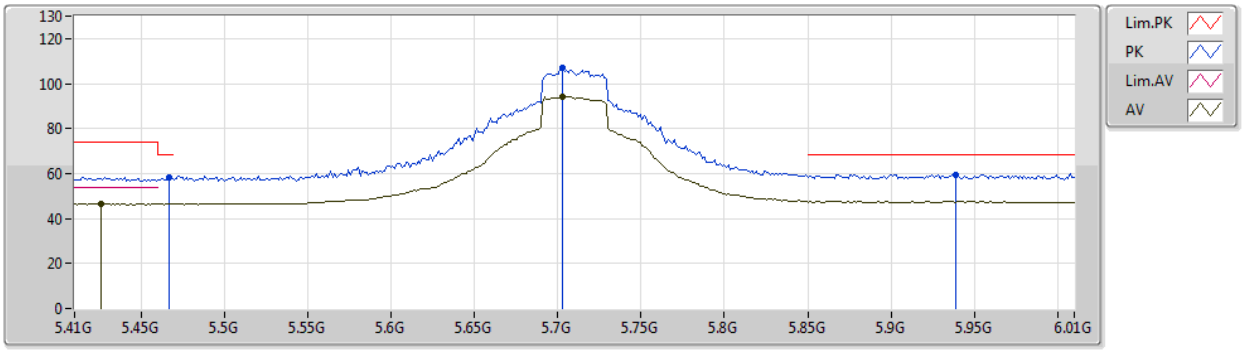

Type	Freq	Level	Limit	Margin	Factor	Dist	Condition	Azimuth	Height	Comment	Raw	AF	CL	PA
	(Hz)	(dBuV/m)	(dBuV/m)	(dB)	(dB)	(m)		(°)	(m)		(dBuV)	(dB)	(dB)	(dB)
AV	5.4256G	46.59	54.00	-7.41	8.33	3	Vertical	28	3.00	-	38.26	31.55	6.14	29.36
AV	5.7028G	94.31	Inf	-Inf	8.65	3	Vertical	28	3.00	-	85.66	31.81	6.20	29.36
PK	5.4664G	58.09	68.20	-10.11	8.48	3	Vertical	28	3.00	-	49.61	31.70	6.15	29.37
PK	5.7028G	106.97	Inf	-Inf	8.65	3	Vertical	28	3.00	-	98.32	31.81	6.20	29.36
PK	5.9392G	59.58	68.20	-8.62	9.38	3	Vertical	28	3.00	-	50.20	32.28	6.45	29.35

802.11ax HEW40-BF_Nss1,(MCS0)_2TX

06/01/2020

5710MHz Straddle 5.47-5.725GHz_TX

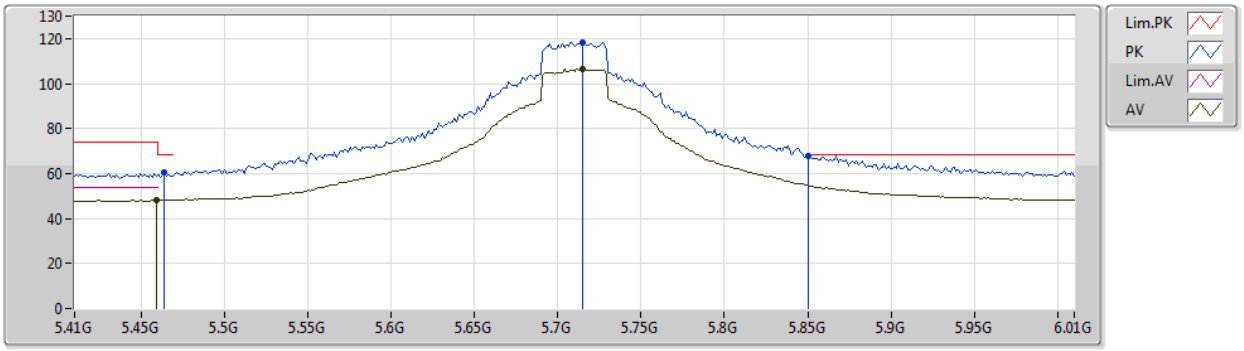

Type	Freq	Level	Limit	Margin	Factor	Dist	Condition	Azimuth	Height	Comment	Raw	AF	CL	PA
	(Hz)	(dBuV/m)	(dBuV/m)	(dB)	(dB)	(m)		(°)	(m)		(dBuV)	(dB)	(dB)	(dB)
AV	5.4592G	48.07	54.00	-5.93	8.43	3	Horizontal	350	1.02	-	39.64	31.66	6.14	29.37
AV	5.7148G	106.43	Inf	-Inf	8.67	3	Horizontal	350	1.02	-	97.76	31.83	6.20	29.36
PK	5.464G	60.28	68.20	-7.92	8.46	3	Horizontal	350	1.02	-	51.82	31.68	6.15	29.37
PK	5.7148G	118.05	Inf	-Inf	8.67	3	Horizontal	350	1.02	-	109.38	31.83	6.20	29.36
PK	5.8504G	67.75	68.20	-0.45	8.94	3	Horizontal	350	1.02	-	58.81	32.00	6.30	29.36

802.11ax HEW40-BF_Nss1,(MCS0)_2TX

06/01/2020

5710MHz Straddle 5.47-5.725GHz_TX

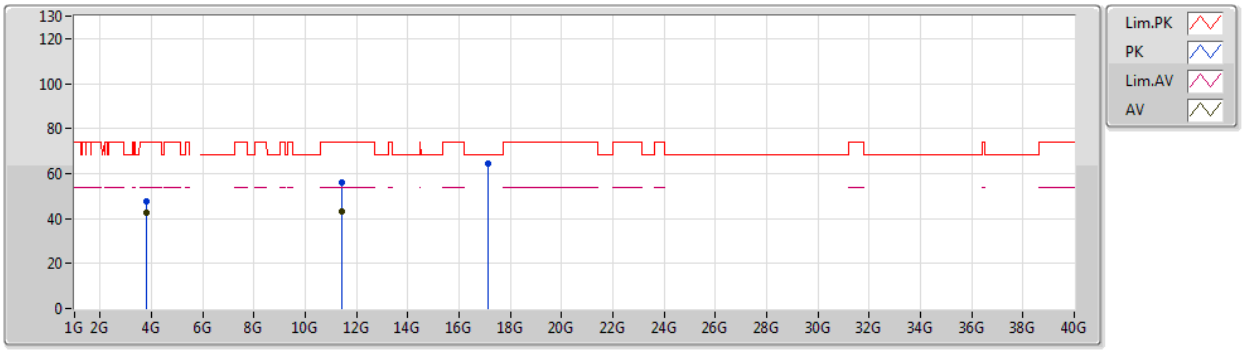

Type	Freq	Level	Limit	Margin	Factor	Dist	Condition	Azimuth	Height	Comment	Raw	AF	CL	PA
	(Hz)	(dBuV/m)	(dBuV/m)	(dB)	(dB)	(m)		(°)	(m)		(dBuV)	(dB)	(dB)	(dB)
AV	3.80665G	42.72	54.00	-11.28	4.70	3	Vertical	18	1.53	-	38.02	29.33	5.04	29.67
AV	11.4201G	43.08	54.00	-10.92	18.95	3	Vertical	7	1.61	-	24.13	39.80	9.94	30.79
PK	3.80676G	47.77	74.00	-26.23	4.70	3	Vertical	18	1.53	-	43.07	29.33	5.04	29.67
PK	11.4312G	56.06	74.00	-17.94	18.96	3	Vertical	7	1.61	-	37.10	39.80	9.95	30.79
PK	17.1093G	64.69	68.20	-3.51	21.09	3	Vertical	321	1.50	-	43.60	40.20	12.53	31.64

802.11ax HEW40-BF_Nss1,(MCS0)_2TX

06/01/2020

5710MHz Straddle 5.47-5.725GHz_TX

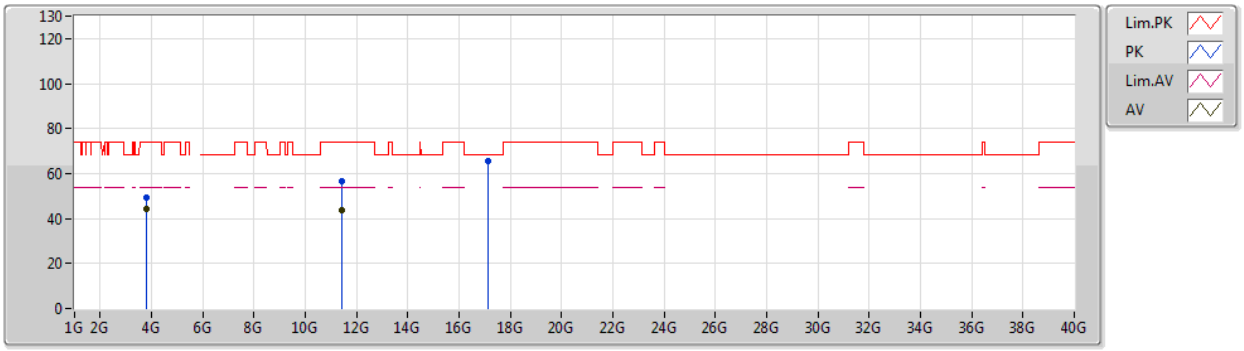

Type	Freq	Level	Limit	Margin	Factor	Dist	Condition	Azimuth	Height	Comment	Raw	AF	CL	PA
	(Hz)	(dBuV/m)	(dBuV/m)	(dB)	(dB)	(m)		(°)	(m)		(dBuV)	(dB)	(dB)	(dB)
AV	3.80667G	44.31	54.00	-9.69	4.70	3	Horizontal	234	1.49	-	39.61	29.33	5.04	29.67
AV	11.41928G	43.44	54.00	-10.56	18.95	3	Horizontal	6	1.54	-	24.49	39.80	9.94	30.79
PK	3.80675G	49.06	74.00	-24.94	4.70	3	Horizontal	234	1.49	-	44.36	29.33	5.04	29.67
PK	11.42G	56.41	74.00	-17.59	18.95	3	Horizontal	6	1.54	-	37.46	39.80	9.94	30.79
PK	17.11806G	65.38	68.20	-2.82	21.10	3	Horizontal	318	1.44	-	44.28	40.20	12.53	31.63

802.11ax HEW80-BF_Nss1,(MCS0)_2TX

5290MHz_TX

05/01/2020

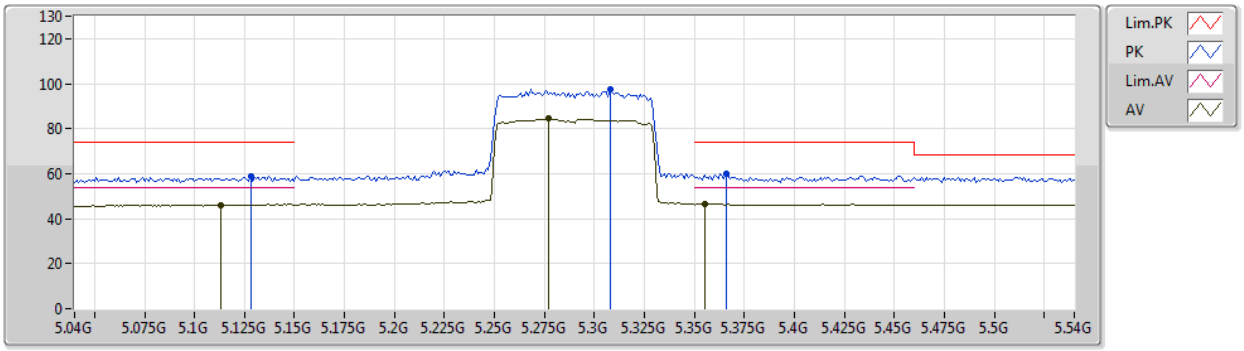

Type	Freq	Level	Limit	Margin	Factor	Dist	Condition	Azimuth	Height	Comment	Raw	AF	CL	PA
	(Hz)	(dBuV/m)	(dBuV/m)	(dB)	(dB)	(m)		(°)	(m)		(dBuV)	(dB)	(dB)	(dB)
AV	5.113G	46.17	54.00	-7.83	8.50	3	Vertical	46	2.81	-	37.67	31.83	6.00	29.33
AV	5.277G	84.56	Inf	-Inf	8.05	3	Vertical	46	2.81	-	76.51	31.30	6.10	29.35
AV	5.355G	46.59	54.00	-7.41	7.99	3	Vertical	46	2.81	-	38.60	31.23	6.12	29.36
PK	5.128G	58.90	74.00	-15.10	8.55	3	Vertical	46	2.81	-	50.35	31.86	6.02	29.33
PK	5.308G	97.76	Inf	-Inf	8.04	3	Vertical	46	2.81	-	89.72	31.28	6.11	29.35
PK	5.366G	60.03	74.00	-13.97	8.06	3	Vertical	46	2.81	-	51.97	31.30	6.12	29.36

802.11ax HEW80-BF_Nss1,(MCS0)_2TX

5290MHz_TX

05/01/2020

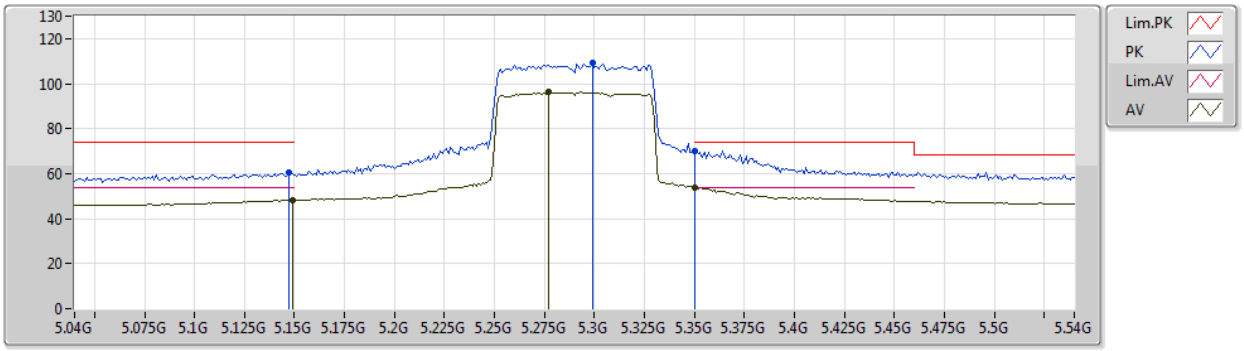

Type	Freq	Level	Limit	Margin	Factor	Dist	Condition	Azimuth	Height	Comment	Raw	AF	CL	PA
	(Hz)	(dBuV/m)	(dBuV/m)	(dB)	(dB)	(m)		(°)	(m)		(dBuV)	(dB)	(dB)	(dB)
AV	5.149G	48.13	54.00	-5.87	8.60	3	Horizontal	357	2.25	-	39.53	31.90	6.03	29.33
AV	5.277G	96.16	Inf	-Inf	8.05	3	Horizontal	357	2.25	-	88.11	31.30	6.10	29.35
AV	5.35G	53.71	54.00	-0.29	7.96	3	Horizontal	357	2.25	-	45.75	31.20	6.12	29.36
PK	5.147G	60.64	74.00	-13.36	8.59	3	Horizontal	357	2.25	-	52.05	31.89	6.03	29.33
PK	5.299G	109.03	Inf	-Inf	8.05	3	Horizontal	357	2.25	-	100.98	31.30	6.10	29.35
PK	5.35G	69.94	74.00	-4.06	7.96	3	Horizontal	357	2.25	-	61.98	31.20	6.12	29.36

802.11ax HEW80-BF_Nss1,(MCS0)_2TX

5290MHz_TX

05/01/2020

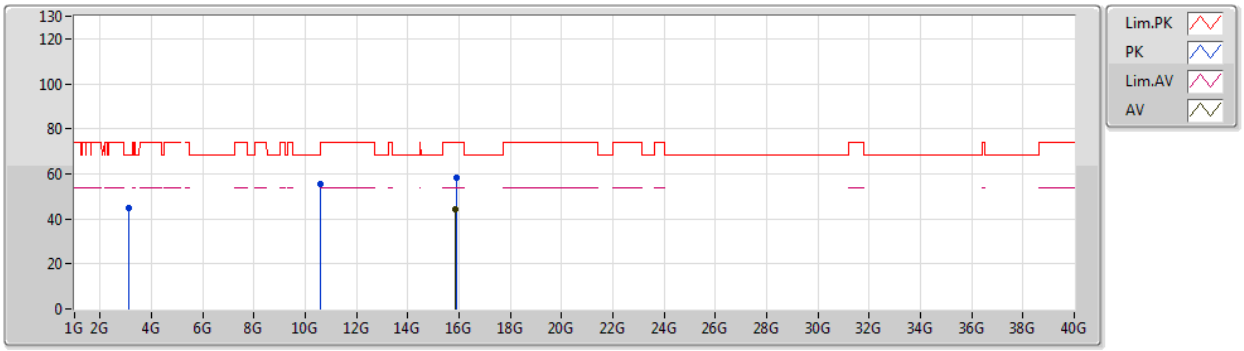

Type	Freq	Level	Limit	Margin	Factor	Dist	Condition	Azimuth	Height	Comment	Raw	AF	CL	PA
	(Hz)	(dBuV/m)	(dBuV/m)	(dB)	(dB)	(m)		(°)	(m)		(dBuV)	(dB)	(dB)	(dB)
AV	15.86922G	44.50	54.00	-9.50	17.01	3	Vertical	0	2.55	-	27.49	36.85	12.09	31.93
PK	3.1248G	44.92	68.20	-23.28	3.43	3	Vertical	324	1.31	-	41.49	28.75	4.62	29.94
PK	10.5905G	55.24	68.20	-12.96	18.45	3	Vertical	109	1.50	-	36.79	39.70	9.39	30.64
PK	15.885G	58.11	74.00	-15.89	16.95	3	Vertical	0	2.55	-	41.16	36.78	12.10	31.93

802.11ax HEW80-BF_Nss1,(MCS0)_2TX

5290MHz_TX

05/01/2020

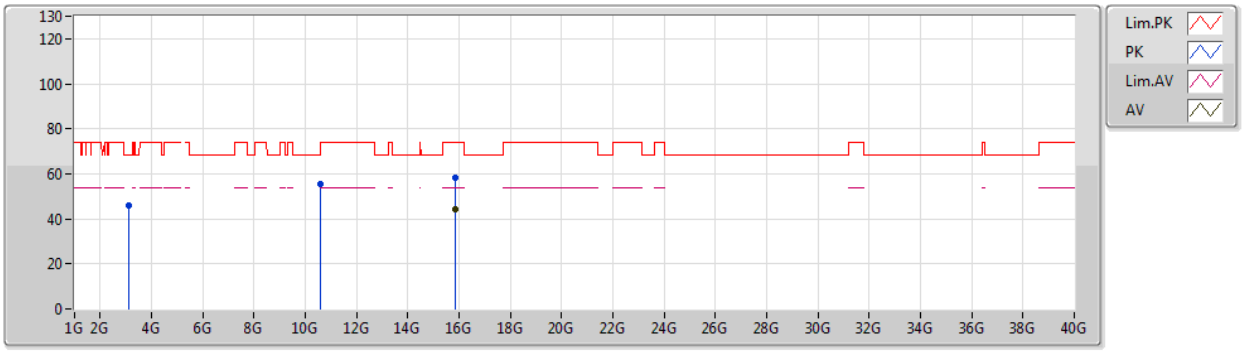

Type	Freq	Level	Limit	Margin	Factor	Dist	Condition	Azimuth	Height	Comment	Raw	AF	CL	PA
	(Hz)	(dBuV/m)	(dBuV/m)	(dB)	(dB)	(m)		(°)	(m)		(dBuV)	(dB)	(dB)	(dB)
AV	15.86232G	44.50	54.00	-9.50	17.04	3	Horizontal	202	1.50	-	27.46	36.89	12.08	31.93
PK	3.12516G	45.73	68.20	-22.47	3.44	3	Horizontal	143	2.17	-	42.29	28.75	4.62	29.93
PK	10.57262G	55.24	68.20	-12.96	18.44	3	Horizontal	52	2.36	-	36.80	39.70	9.37	30.63
PK	15.85656G	58.10	74.00	-15.90	17.07	3	Horizontal	202	1.50	-	41.03	36.92	12.08	31.93

802.11ax HEW80-BF_Nss1,(MCS0)_2TX

5530MHz_TX

06/01/2020

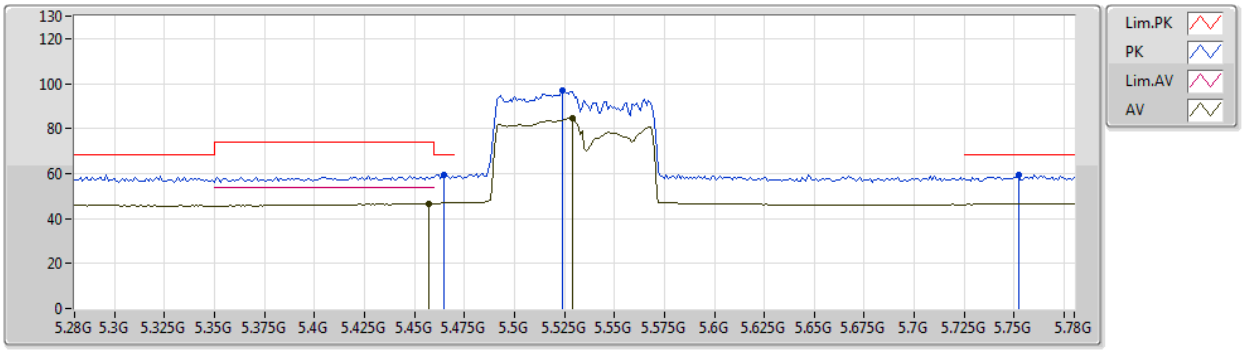

Type	Freq	Level	Limit	Margin	Factor	Dist	Condition	Azimuth	Height	Comment	Raw	AF	CL	PA
	(Hz)	(dBuV/m)	(dBuV/m)	(dB)	(dB)	(m)		(°)	(m)		(dBuV)	(dB)	(dB)	(dB)
AV	5.457G	46.76	54.00	-7.24	8.41	3	Vertical	46	3.00	-	38.35	31.64	6.14	29.37
AV	5.529G	84.64	Inf	-Inf	8.52	3	Vertical	46	3.00	-	76.12	31.73	6.16	29.37
PK	5.465G	59.61	68.20	-8.59	8.47	3	Vertical	46	3.00	-	51.14	31.69	6.15	29.37
PK	5.524G	96.83	Inf	-Inf	8.55	3	Vertical	46	3.00	-	88.28	31.76	6.16	29.37
PK	5.752G	59.39	68.20	-8.81	8.74	3	Vertical	46	3.00	-	50.65	31.90	6.20	29.36

802.11ax HEW80-BF_Nss1,(MCS0)_2TX

5530MHz_TX

06/01/2020

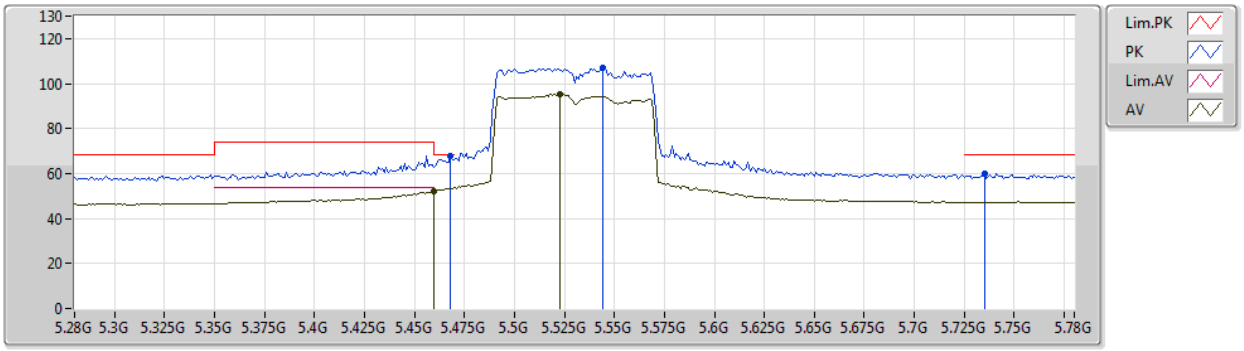

Type	Freq	Level	Limit	Margin	Factor	Dist	Condition	Azimuth	Height	Comment	Raw	AF	CL	PA
	(Hz)	(dBuV/m)	(dBuV/m)	(dB)	(dB)	(m)		(°)	(m)		(dBuV)	(dB)	(dB)	(dB)
AV	5.46G	51.99	54.00	-2.01	8.43	3	Horizontal	0	1.50	-	43.56	31.66	6.14	29.37
AV	5.523G	95.05	Inf	-Inf	8.55	3	Horizontal	0	1.50	-	86.50	31.76	6.16	29.37
PK	5.468G	67.55	68.20	-0.65	8.49	3	Horizontal	0	1.50	-	59.06	31.71	6.15	29.37
PK	5.544G	107.10	Inf	-Inf	8.44	3	Horizontal	0	1.50	-	98.66	31.64	6.17	29.37
PK	5.735G	59.81	68.20	-8.39	8.71	3	Horizontal	0	1.50	-	51.10	31.87	6.20	29.36

802.11ax HEW80-BF_Nss1,(MCS0)_2TX

5530MHz_TX

06/01/2020

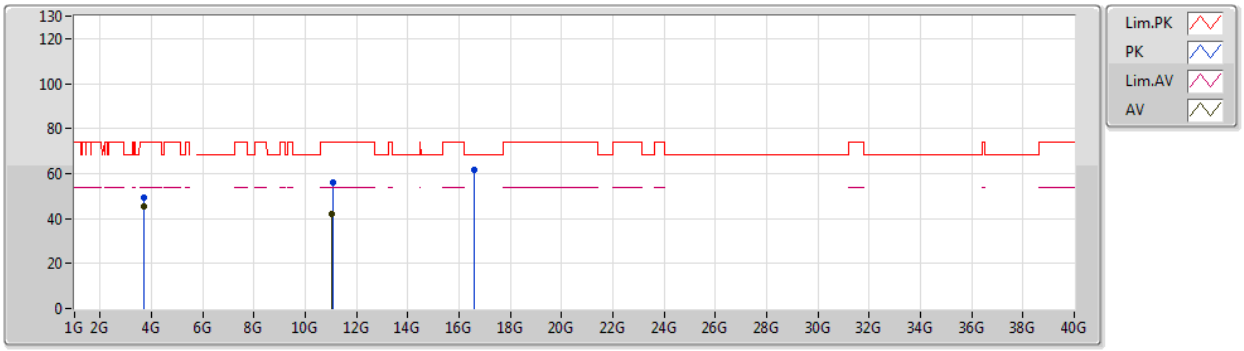

Type	Freq	Level	Limit	Margin	Factor	Dist	Condition	Azimuth	Height	Comment	Raw	AF	CL	PA
	(Hz)	(dBuV/m)	(dBuV/m)	(dB)	(dB)	(m)		(°)	(m)		(dBuV)	(dB)	(dB)	(dB)
AV	3.68667G	45.45	54.00	-8.55	4.35	3	Vertical	188	1.61	-	41.10	29.10	4.97	29.72
AV	11.0567G	42.07	54.00	-11.93	18.83	3	Vertical	147	1.85	-	23.24	40.03	9.70	30.90
PK	3.68678G	49.46	74.00	-24.54	4.35	3	Vertical	188	1.61	-	45.11	29.10	4.97	29.72
PK	11.06078G	55.80	74.00	-18.20	18.82	3	Vertical	147	1.85	-	36.98	40.02	9.70	30.90
PK	16.58598G	61.83	68.20	-6.37	19.27	3	Vertical	20	1.08	-	42.56	38.60	12.36	31.69

802.11ax HEW80-BF_Nss1,(MCS0)_2TX

5530MHz_TX

06/01/2020

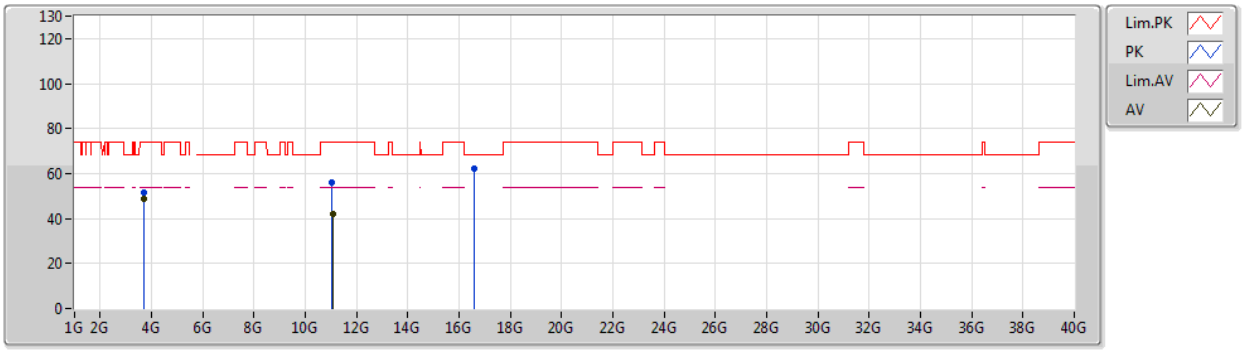

Type	Freq	Level	Limit	Margin	Factor	Dist	Condition	Azimuth	Height	Comment	Raw	AF	CL	PA
	(Hz)	(dBuV/m)	(dBuV/m)	(dB)	(dB)	(m)		(°)	(m)		(dBuV)	(dB)	(dB)	(dB)
AV	3.68668G	48.49	54.00	-5.51	4.35	3	Horizontal	236	1.42	-	44.14	29.10	4.97	29.72
AV	11.05802G	42.15	54.00	-11.85	18.83	3	Horizontal	195	1.60	-	23.32	40.03	9.70	30.90
PK	3.68666G	51.45	74.00	-22.55	4.35	3	Horizontal	236	1.42	-	47.10	29.10	4.97	29.72
PK	11.04626G	56.23	74.00	-17.77	18.84	3	Horizontal	195	1.60	-	37.39	40.06	9.69	30.91
PK	16.59786G	61.94	68.20	-6.26	19.27	3	Horizontal	128	1.34	-	42.67	38.60	12.36	31.69

802.11ax HEW80-BF_Nss1,(MCS0)_2TX

5610MHz_TX

06/01/2020

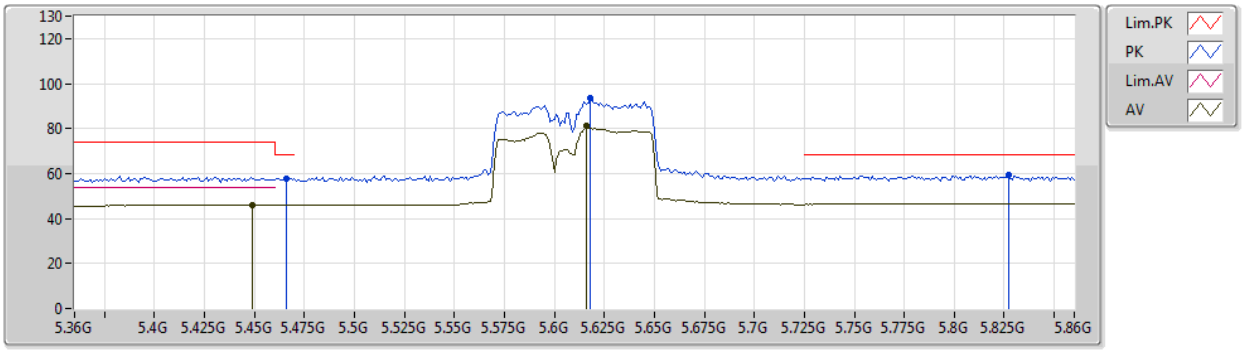

Type	Freq	Level	Limit	Margin	Factor	Dist	Condition	Azimuth	Height	Comment	Raw	AF	CL	PA
	(Hz)	(dBuV/m)	(dBuV/m)	(dB)	(dB)	(m)		(°)	(m)		(dBuV)	(dB)	(dB)	(dB)
AV	5.449G	46.13	54.00	-7.87	8.38	3	Vertical	92	1.83	-	37.75	31.60	6.14	29.36
AV	5.616G	81.13	Inf	-Inf	8.48	3	Vertical	92	1.83	-	72.65	31.67	6.18	29.37
PK	5.466G	57.95	68.20	-10.25	8.48	3	Vertical	92	1.83	-	49.47	31.70	6.15	29.37
PK	5.618G	93.56	Inf	-Inf	8.47	3	Vertical	92	1.83	-	85.09	31.66	6.18	29.37
PK	5.827G	59.18	68.20	-9.02	8.90	3	Vertical	92	1.83	-	50.28	32.00	6.26	29.36

802.11ax HEW80-BF_Nss1,(MCS0)_2TX

5610MHz_TX

06/01/2020

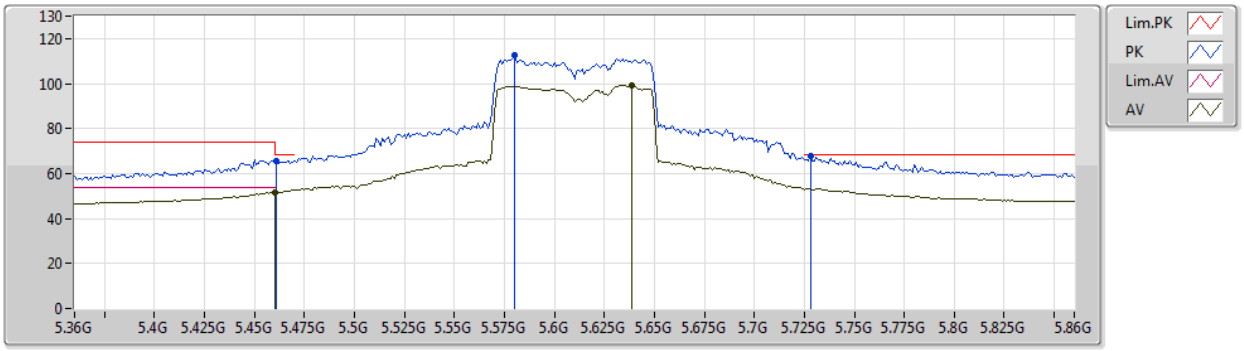

Type	Freq	Level	Limit	Margin	Factor	Dist	Condition	Azimuth	Height	Comment	Raw	AF	CL	PA
	(Hz)	(dBuV/m)	(dBuV/m)	(dB)	(dB)	(m)		(°)	(m)		(dBuV)	(dB)	(dB)	(dB)
AV	5.46G	51.58	54.00	-2.42	8.43	3	Horizontal	360	1.50	-	43.15	31.66	6.14	29.37
AV	5.639G	99.00	Inf	-Inf	8.45	3	Horizontal	360	1.50	-	90.55	31.62	6.19	29.36
PK	5.461G	65.69	68.20	-2.51	8.45	3	Horizontal	360	1.50	-	57.24	31.67	6.15	29.37
PK	5.58G	112.54	Inf	-Inf	8.46	3	Horizontal	360	1.50	-	104.08	31.66	6.17	29.37
PK	5.728G	67.71	68.20	-0.49	8.70	3	Horizontal	360	1.50	-	59.01	31.86	6.20	29.36

802.11ax HEW80-BF_Nss1,(MCS0)_2TX

5610MHz_TX

06/01/2020

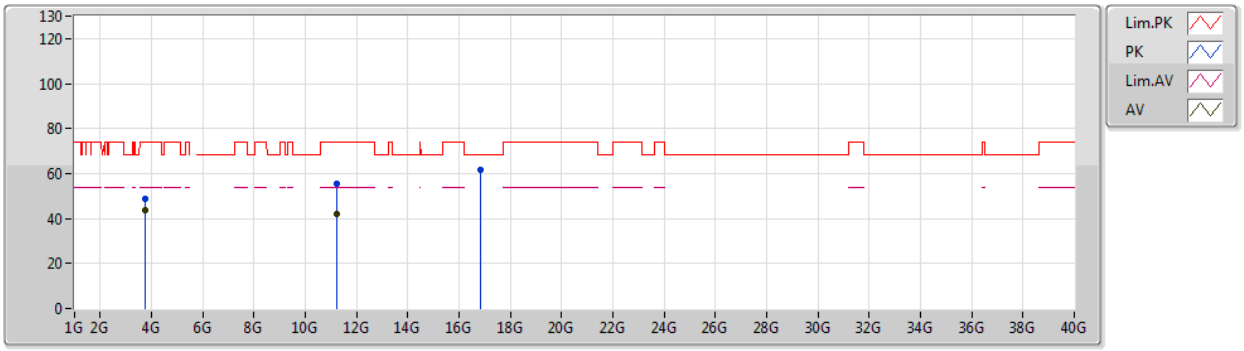

Type	Freq	Level	Limit	Margin	Factor	Dist	Condition	Azimuth	Height	Comment	Raw	AF	CL	PA
	(Hz)	(dBuV/m)	(dBuV/m)	(dB)	(dB)	(m)		(°)	(m)		(dBuV)	(dB)	(dB)	(dB)
AV	3.74002G	43.89	54.00	-10.11	4.49	3	Vertical	15	1.50	-	39.40	29.18	5.00	29.69
AV	11.20854G	42.00	54.00	-12.00	18.45	3	Vertical	135	2.36	-	23.55	39.51	9.80	30.86
PK	3.73999G	48.78	74.00	-25.22	4.49	3	Vertical	15	1.50	-	44.29	29.18	5.00	29.69
PK	11.2122G	55.49	74.00	-18.51	18.45	3	Vertical	135	2.36	-	37.04	39.51	9.80	30.86
PK	16.84254G	61.68	68.20	-6.52	20.91	3	Vertical	348	2.09	-	40.77	40.16	12.44	31.69

802.11ax HEW80-BF_Nss1,(MCS0)_2TX

5610MHz_TX

06/01/2020

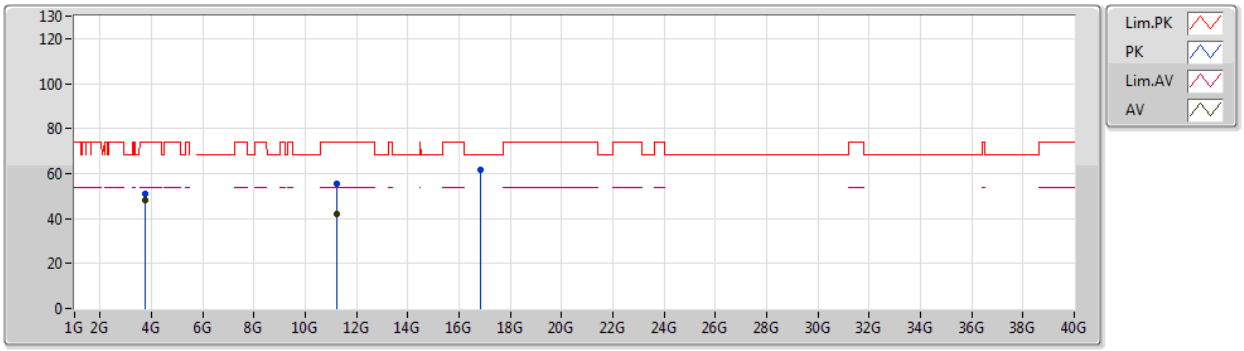

Type	Freq	Level	Limit	Margin	Factor	Dist	Condition	Azimuth	Height	Comment	Raw	AF	CL	PA
	(Hz)	(dBuV/m)	(dBuV/m)	(dB)	(dB)	(m)		(°)	(m)		(dBuV)	(dB)	(dB)	(dB)
AV	3.73998G	48.04	54.00	-5.96	4.49	3	Horizontal	238	1.22	-	43.55	29.18	5.00	29.69
AV	11.2053G	42.07	54.00	-11.93	18.45	3	Horizontal	339	1.62	-	23.62	39.51	9.80	30.86
PK	3.74011G	50.99	74.00	-23.01	4.49	3	Horizontal	238	1.22	-	46.50	29.18	5.00	29.69
PK	11.2329G	55.49	74.00	-18.51	18.50	3	Horizontal	339	1.62	-	36.99	39.53	9.82	30.85
PK	16.82076G	61.88	68.20	-6.32	20.92	3	Horizontal	316	1.58	-	40.96	40.18	12.43	31.69

802.11ax HEW80-BF_Nss1,(MCS0)_2TX

06/01/2020

5690MHz Straddle 5.47-5.725GHz_TX

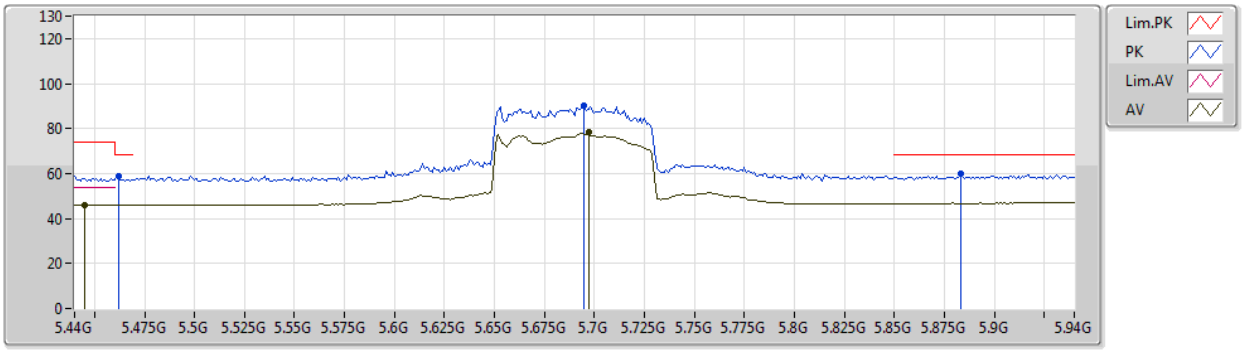

Type	Freq	Level	Limit	Margin	Factor	Dist	Condition	Azimuth	Height	Comment	Raw	AF	CL	PA
	(Hz)	(dBuV/m)	(dBuV/m)	(dB)	(dB)	(m)		(°)	(m)		(dBuV)	(dB)	(dB)	(dB)
AV	5.445G	46.07	54.00	-7.93	8.37	3	Vertical	0	1.18	-	37.70	31.59	6.14	29.36
AV	5.697G	78.32	Inf	-Inf	8.62	3	Vertical	0	1.18	-	69.70	31.79	6.19	29.36
PK	5.462G	58.67	68.20	-9.53	8.45	3	Vertical	0	1.18	-	50.22	31.67	6.15	29.37
PK	5.695G	90.26	Inf	-Inf	8.61	3	Vertical	0	1.18	-	81.65	31.78	6.19	29.36
PK	5.883G	59.91	68.20	-8.29	9.13	3	Vertical	0	1.18	-	50.78	32.13	6.35	29.35

802.11ax HEW80-BF_Nss1,(MCS0)_2TX

06/01/2020

5690MHz Straddle 5.47-5.725GHz_TX

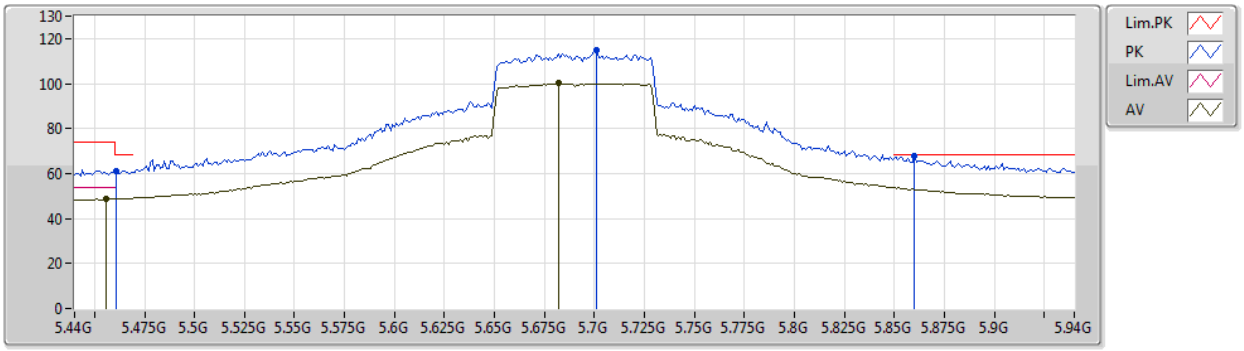

Type	Freq	Level	Limit	Margin	Factor	Dist	Condition	Azimuth	Height	Comment	Raw	AF	CL	PA
	(Hz)	(dBuV/m)	(dBuV/m)	(dB)	(dB)	(m)		(°)	(m)		(dBuV)	(dB)	(dB)	(dB)
AV	5.456G	48.61	54.00	-5.39	8.41	3	Horizontal	0	2.24	-	40.20	31.64	6.14	29.37
AV	5.682G	100.05	Inf	-Inf	8.56	3	Horizontal	0	2.24	-	91.49	31.73	6.19	29.36
PK	5.461G	61.09	68.20	-7.11	8.45	3	Horizontal	0	2.24	-	52.64	31.67	6.15	29.37
PK	5.701G	115.07	Inf	-Inf	8.64	3	Horizontal	0	2.24	-	106.43	31.80	6.20	29.36
PK	5.86G	67.72	68.20	-0.48	8.99	3	Horizontal	0	2.24	-	58.73	32.04	6.31	29.36

802.11ax HEW80-BF_Nss1,(MCS0)_2TX

5690MHz Straddle 5.47-5.725GHz_TX

06/01/2020

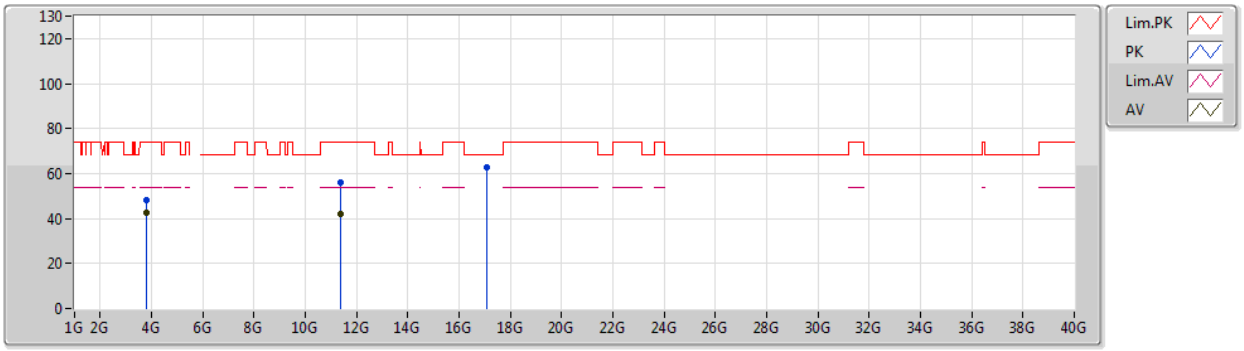

Type	Freq	Level	Limit	Margin	Factor	Dist	Condition	Azimuth	Height	Comment	Raw	AF	CL	PA
	(Hz)	(dBuV/m)	(dBuV/m)	(dB)	(dB)	(m)		(°)	(m)		(dBuV)	(dB)	(dB)	(dB)
AV	3.79337G	42.59	54.00	-11.41	4.65	3	Vertical	10	1.75	-	37.94	29.29	5.03	29.67
AV	11.38222G	42.23	54.00	-11.77	18.87	3	Vertical	8	1.63	-	23.36	39.76	9.92	30.81
PK	3.79334G	48.24	74.00	-25.76	4.65	3	Vertical	10	1.75	-	43.59	29.29	5.03	29.67
PK	11.3785G	55.77	74.00	-18.23	18.86	3	Vertical	8	1.63	-	36.91	39.76	9.91	30.81
PK	17.07648G	62.70	68.20	-5.50	21.05	3	Vertical	219	2.48	-	41.65	40.18	12.52	31.65

802.11ax HEW80-BF_Nss1,(MCS0)_2TX

06/01/2020

5690MHz Straddle 5.47-5.725GHz_TX

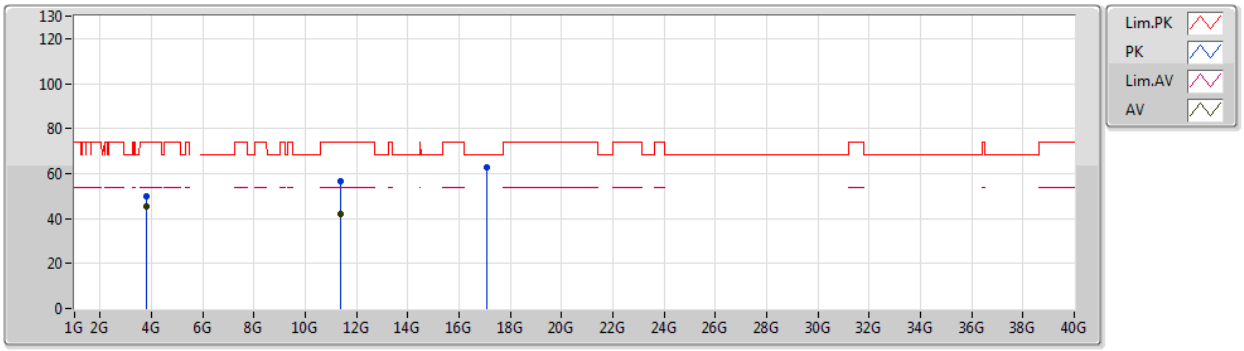

Type	Freq	Level	Limit	Margin	Factor	Dist	Condition	Azimuth	Height	Comment	Raw	AF	CL	PA
	(Hz)	(dBuV/m)	(dBuV/m)	(dB)	(dB)	(m)		(°)	(m)		(dBuV)	(dB)	(dB)	(dB)
AV	3.79332G	45.53	54.00	-8.47	4.65	3	Horizontal	236	1.34	-	40.88	29.29	5.03	29.67
AV	11.3893G	42.27	54.00	-11.73	18.90	3	Horizontal	7	1.50	-	23.37	39.78	9.92	30.80
PK	3.79339G	49.76	74.00	-24.24	4.65	3	Horizontal	236	1.34	-	45.11	29.29	5.03	29.67
PK	11.39218G	56.61	74.00	-17.39	18.90	3	Horizontal	7	1.50	-	37.71	39.78	9.92	30.80
PK	17.07726G	62.83	68.20	-5.37	21.05	3	Horizontal	192	1.50	-	41.78	40.18	12.52	31.65

Summary

Mode	Result	Type	Freq (Hz)	Level (dBuV/m)	Limit (dBuV/m)	Margin (dB)	Dist (m)	Condition	Azimuth (°)	Height (m)	Comments
5.25-5.35GHz	-	-	-	-	-	-	-	-	-	-	-
802.11ax HEW20-BF_Nss1,(MCS0)_2TX	Pass	PK	5.35G	73.59	74.00	-0.41	3	Vertical	360	1.94	-
802.11ax HEW40-BF_Nss1,(MCS0)_2TX	Pass	AV	5.35G	53.51	54.00	-0.49	3	Vertical	324	1.58	-
802.11ax HEW80-BF_Nss1,(MCS0)_2TX	Pass	AV	5.351G	53.67	54.00	-0.33	3	Vertical	152	1.66	-
5.47-5.725GHz	-	-	-	-	-	-	-	-	-	-	-
802.11ax HEW20-BF_Nss1,(MCS0)_2TX	Pass	PK	5.8508G	67.73	68.20	-0.47	3	Vertical	142	1.71	-
802.11ax HEW40-BF_Nss1,(MCS0)_2TX	Pass	PK	5.4684G	68.00	68.20	-0.20	3	Vertical	154	1.58	-
802.11ax HEW80-BF_Nss1,(MCS0)_2TX	Pass	PK	5.726G	67.86	68.20	-0.34	3	Vertical	148	1.72	-

Result

Mode	Result	Type	Freq (Hz)	Level (dBuV/m)	Limit (dBuV/m)	Margin (dB)	Dist (m)	Condition	Azimuth (°)	Height (m)	Comments
802.11ax HEW20-BF_Nss1,(MCS0)_2TX	-	-	-	-	-	-	-	-	-	-	-
5260MHz	Pass	AV	5.1208G	48.61	54.00	-5.39	3	Vertical	144	1.50	-
5260MHz	Pass	AV	5.2594G	106.27	Inf	-Inf	3	Vertical	144	1.50	-
5260MHz	Pass	AV	5.365G	48.63	54.00	-5.37	3	Vertical	144	1.50	-
5260MHz	Pass	PK	5.1352G	61.42	74.00	-12.58	3	Vertical	144	1.50	-
5260MHz	Pass	PK	5.2606G	117.64	Inf	-Inf	3	Vertical	144	1.50	-
5260MHz	Pass	PK	5.3554G	60.05	74.00	-13.95	3	Vertical	144	1.50	-
5260MHz	Pass	AV	15.7761G	51.91	54.00	-2.09	3	Vertical	23	1.45	-
5260MHz	Pass	PK	10.52594G	60.44	68.20	-7.76	3	Vertical	175	1.52	-
5260MHz	Pass	PK	15.77406G	64.44	74.00	-9.56	3	Vertical	23	1.45	-
5260MHz	Pass	AV	15.77664G	50.55	54.00	-3.45	3	Horizontal	34	1.43	-
5260MHz	Pass	PK	10.52912G	62.93	68.20	-5.27	3	Horizontal	134	2.06	-
5260MHz	Pass	PK	15.7737G	63.78	74.00	-10.22	3	Horizontal	34	1.43	-
5300MHz	Pass	AV	5.2934G	106.95	Inf	-Inf	3	Vertical	360	1.94	-
5300MHz	Pass	AV	5.35G	51.92	54.00	-2.08	3	Vertical	360	1.94	-
5300MHz	Pass	PK	5.2964G	118.30	Inf	-Inf	3	Vertical	360	1.94	-
5300MHz	Pass	PK	5.35G	73.59	74.00	-0.41	3	Vertical	360	1.94	-
5300MHz	Pass	AV	15.897G	46.31	54.00	-7.69	3	Vertical	43	1.94	-
5300MHz	Pass	PK	10.59682G	60.37	68.20	-7.83	3	Vertical	75	1.52	-
5300MHz	Pass	PK	15.88632G	58.84	74.00	-15.16	3	Vertical	43	1.94	-
5300MHz	Pass	AV	15.90924G	46.37	54.00	-7.63	3	Horizontal	17	1.04	-
5300MHz	Pass	PK	10.5901G	59.79	68.20	-8.41	3	Horizontal	2	1.64	-
5300MHz	Pass	PK	15.88764G	58.96	74.00	-15.04	3	Horizontal	17	1.04	-
5320MHz	Pass	AV	5.3212G	103.63	Inf	-Inf	3	Vertical	360	1.94	-
5320MHz	Pass	AV	5.35G	53.06	54.00	-0.94	3	Vertical	360	1.94	-
5320MHz	Pass	PK	5.3284G	116.05	Inf	-Inf	3	Vertical	360	1.94	-
5320MHz	Pass	PK	5.3548G	71.27	74.00	-2.73	3	Vertical	360	1.94	-
5320MHz	Pass	AV	10.6403G	46.86	54.00	-7.14	3	Vertical	278	2.25	-
5320MHz	Pass	AV	15.95586G	46.47	54.00	-7.53	3	Vertical	4	1.50	-
5320MHz	Pass	PK	10.62986G	59.73	74.00	-14.27	3	Vertical	278	2.25	-
5320MHz	Pass	PK	15.9627G	59.75	74.00	-14.25	3	Vertical	4	1.50	-
5320MHz	Pass	AV	10.634G	46.89	54.00	-7.11	3	Horizontal	83	1.43	-
5320MHz	Pass	AV	15.9513G	46.28	54.00	-7.72	3	Horizontal	43	1.50	-
5320MHz	Pass	PK	10.6523G	59.76	74.00	-14.24	3	Horizontal	83	1.43	-
5320MHz	Pass	PK	15.9555G	58.88	74.00	-15.12	3	Horizontal	43	1.50	-
5500MHz	Pass	AV	5.4592G	49.53	54.00	-4.47	3	Vertical	154	1.77	-
5500MHz	Pass	AV	5.4934G	105.15	Inf	-Inf	3	Vertical	154	1.77	-
5500MHz	Pass	PK	5.469G	67.61	68.20	-0.59	3	Vertical	154	1.77	-
5500MHz	Pass	PK	5.4926G	117.90	Inf	-Inf	3	Vertical	154	1.77	-
5500MHz	Pass	AV	10.98782G	42.76	54.00	-11.24	3	Vertical	2	1.09	-
5500MHz	Pass	PK	11.0027G	55.54	74.00	-18.46	3	Vertical	2	1.09	-
5500MHz	Pass	PK	16.531G	62.21	68.20	-5.99	3	Vertical	311	2.16	-
5500MHz	Pass	AV	11.00408G	42.64	54.00	-11.36	3	Horizontal	317	1.49	-
5500MHz	Pass	PK	11.01416G	55.73	74.00	-18.27	3	Horizontal	317	1.49	-
5500MHz	Pass	PK	16.50822G	61.75	68.20	-6.45	3	Horizontal	48	1.72	-
5580MHz	Pass	AV	5.46G	51.30	54.00	-2.70	3	Vertical	154	1.63	-
5580MHz	Pass	AV	5.5782G	112.89	Inf	-Inf	3	Vertical	154	1.63	-
5580MHz	Pass	PK	5.4678G	67.25	68.20	-0.95	3	Vertical	154	1.63	-

Mode	Result	Type	Freq (Hz)	Level (dBuV/m)	Limit (dBuV/m)	Margin (dB)	Dist (m)	Condition	Azimuth (°)	Height (m)	Comments
5580MHz	Pass	PK	5.5824G	124.82	Inf	-Inf	3	Vertical	154	1.63	-
5580MHz	Pass	PK	5.7294G	61.69	68.20	-6.51	3	Vertical	154	1.63	-
5580MHz	Pass	AV	11.14836G	43.96	54.00	-10.04	3	Vertical	189	1.56	-
5580MHz	Pass	PK	11.14878G	56.76	74.00	-17.24	3	Vertical	189	1.56	-
5580MHz	Pass	PK	16.7186G	65.06	68.20	-3.14	3	Vertical	339	1.86	-
5580MHz	Pass	AV	11.15772G	42.80	54.00	-11.20	3	Horizontal	259	1.57	-
5580MHz	Pass	PK	11.16726G	55.99	74.00	-18.01	3	Horizontal	259	1.57	-
5580MHz	Pass	PK	16.7276G	64.68	68.20	-3.52	3	Horizontal	302	1.50	-
5700MHz	Pass	AV	5.6984G	104.40	Inf	-Inf	3	Vertical	142	1.68	-
5700MHz	Pass	PK	5.6964G	117.11	Inf	-Inf	3	Vertical	142	1.68	-
5700MHz	Pass	PK	5.7252G	67.71	68.20	-0.49	3	Vertical	142	1.68	-
5700MHz	Pass	AV	11.40936G	42.85	54.00	-11.15	3	Vertical	300	1.44	-
5700MHz	Pass	PK	11.40496G	55.94	74.00	-18.06	3	Vertical	300	1.44	-
5700MHz	Pass	PK	17.08638G	63.40	68.20	-4.80	3	Vertical	31	2.42	-
5700MHz	Pass	AV	11.4066G	43.03	54.00	-10.97	3	Horizontal	148	1.84	-
5700MHz	Pass	PK	11.4098G	55.93	74.00	-18.07	3	Horizontal	148	1.84	-
5700MHz	Pass	PK	17.09292G	64.38	68.20	-3.82	3	Horizontal	125	1.05	-
5720MHz Straddle 5.47-5.725GHz	Pass	AV	5.42G	48.64	54.00	-5.36	3	Vertical	142	1.71	-
5720MHz Straddle 5.47-5.725GHz	Pass	AV	5.7176G	112.44	Inf	-Inf	3	Vertical	142	1.71	-
5720MHz Straddle 5.47-5.725GHz	Pass	PK	5.4656G	61.27	68.20	-6.93	3	Vertical	142	1.71	-
5720MHz Straddle 5.47-5.725GHz	Pass	PK	5.7176G	124.61	Inf	-Inf	3	Vertical	142	1.71	-
5720MHz Straddle 5.47-5.725GHz	Pass	PK	5.8508G	67.73	68.20	-0.47	3	Vertical	142	1.71	-
5720MHz Straddle 5.47-5.725GHz	Pass	AV	11.44006G	43.99	54.00	-10.01	3	Vertical	13	1.56	-
5720MHz Straddle 5.47-5.725GHz	Pass	PK	11.43304G	56.77	74.00	-17.23	3	Vertical	13	1.56	-
5720MHz Straddle 5.47-5.725GHz	Pass	PK	17.1626G	63.53	68.20	-4.67	3	Vertical	360	2.22	-
5720MHz Straddle 5.47-5.725GHz	Pass	AV	11.42854G	42.90	54.00	-11.10	3	Horizontal	77	2.08	-
5720MHz Straddle 5.47-5.725GHz	Pass	PK	11.45308G	56.14	74.00	-17.86	3	Horizontal	77	2.08	-
5720MHz Straddle 5.47-5.725GHz	Pass	PK	17.17176G	63.62	68.20	-4.58	3	Horizontal	278	1.42	-
802.11ax HEW40-BF_Nss1,(MCS0)_2TX	-	-	-	-	-	-	-	-	-	-	-
5270MHz	Pass	AV	5.2672G	105.78	Inf	-Inf	3	Vertical	153	1.71	-
5270MHz	Pass	AV	5.3508G	53.13	54.00	-0.87	3	Vertical	153	1.71	-
5270MHz	Pass	PK	5.282G	118.55	Inf	-Inf	3	Vertical	153	1.71	-
5270MHz	Pass	PK	5.35G	68.93	74.00	-5.07	3	Vertical	153	1.71	-
5270MHz	Pass	AV	15.8104G	47.22	54.00	-6.78	3	Vertical	26	1.27	-
5270MHz	Pass	PK	10.5402G	59.18	68.20	-9.02	3	Vertical	339	1.50	-
5270MHz	Pass	PK	15.8048G	61.49	74.00	-12.51	3	Vertical	26	1.27	-
5270MHz	Pass	AV	15.7838G	46.68	54.00	-7.32	3	Horizontal	315	2.92	-
5270MHz	Pass	PK	10.54048G	55.69	68.20	-12.51	3	Horizontal	150	1.72	-
5270MHz	Pass	PK	15.8276G	59.10	74.00	-14.90	3	Horizontal	315	2.92	-
5310MHz	Pass	AV	5.3144G	100.61	Inf	-Inf	3	Vertical	324	1.58	-
5310MHz	Pass	AV	5.35G	53.51	54.00	-0.49	3	Vertical	324	1.58	-
5310MHz	Pass	PK	5.2984G	113.60	Inf	-Inf	3	Vertical	324	1.58	-
5310MHz	Pass	PK	5.35G	69.92	74.00	-4.08	3	Vertical	324	1.58	-
5310MHz	Pass	AV	10.62548G	42.44	54.00	-11.56	3	Vertical	86	1.01	-
5310MHz	Pass	AV	15.9378G	45.24	54.00	-8.76	3	Vertical	107	1.07	-
5310MHz	Pass	PK	10.61612G	55.70	74.00	-18.30	3	Vertical	61	2.12	-
5310MHz	Pass	PK	15.934G	58.06	74.00	-15.94	3	Vertical	107	1.07	-
5310MHz	Pass	AV	10.63458G	42.50	54.00	-11.50	3	Horizontal	133	1.26	-
5310MHz	Pass	AV	15.93342G	45.10	54.00	-8.90	3	Horizontal	108	2.28	-

Mode	Result	Type	Freq (Hz)	Level (dBuV/m)	Limit (dBuV/m)	Margin (dB)	Dist (m)	Condition	Azimuth (°)	Height (m)	Comments
5310MHz	Pass	PK	10.61322G	56.03	74.00	-17.97	3	Horizontal	133	1.26	-
5310MHz	Pass	PK	15.94404G	58.17	74.00	-15.83	3	Horizontal	108	2.28	-
5510MHz	Pass	AV	5.4588G	50.30	54.00	-3.70	3	Vertical	153	1.55	-
5510MHz	Pass	AV	5.5124G	101.28	Inf	-Inf	3	Vertical	153	1.55	-
5510MHz	Pass	PK	5.4692G	67.81	68.20	-0.39	3	Vertical	153	1.55	-
5510MHz	Pass	PK	5.5152G	113.57	Inf	-Inf	3	Vertical	153	1.55	-
5510MHz	Pass	AV	11.02084G	42.48	54.00	-11.52	3	Vertical	338	1.36	-
5510MHz	Pass	PK	11.0206G	55.74	74.00	-18.26	3	Vertical	338	1.36	-
5510MHz	Pass	PK	16.539G	61.60	68.20	-6.60	3	Vertical	70	1.75	-
5510MHz	Pass	AV	11.00908G	42.51	54.00	-11.49	3	Horizontal	117	2.27	-
5510MHz	Pass	PK	11.01736G	55.72	74.00	-18.28	3	Horizontal	117	2.27	-
5510MHz	Pass	PK	16.51632G	62.21	68.20	-5.99	3	Horizontal	219	1.48	-
5550MHz	Pass	AV	5.46G	51.53	54.00	-2.47	3	Vertical	154	1.58	-
5550MHz	Pass	AV	5.5564G	105.57	Inf	-Inf	3	Vertical	154	1.58	-
5550MHz	Pass	PK	5.4684G	68.00	68.20	-0.20	3	Vertical	154	1.58	-
5550MHz	Pass	PK	5.5624G	118.58	Inf	-Inf	3	Vertical	154	1.58	-
5550MHz	Pass	AV	11.1096G	42.75	54.00	-11.25	3	Vertical	208	1.86	-
5550MHz	Pass	PK	11.11128G	55.88	74.00	-18.12	3	Vertical	208	1.86	-
5550MHz	Pass	PK	16.62G	63.04	68.20	-5.16	3	Vertical	220	1.50	-
5550MHz	Pass	AV	11.09802G	42.78	54.00	-11.22	3	Horizontal	87	1.58	-
5550MHz	Pass	PK	11.09892G	56.70	74.00	-17.30	3	Horizontal	87	1.58	-
5550MHz	Pass	PK	16.6996G	62.30	68.20	-5.90	3	Horizontal	32	2.48	-
5670MHz	Pass	AV	5.6646G	105.26	Inf	-Inf	3	Vertical	143	1.61	-
5670MHz	Pass	PK	5.658G	117.94	Inf	-Inf	3	Vertical	143	1.61	-
5670MHz	Pass	PK	5.7252G	67.33	68.20	-0.87	3	Vertical	143	1.61	-
5670MHz	Pass	AV	11.34126G	42.52	54.00	-11.48	3	Vertical	71	1.81	-
5670MHz	Pass	PK	11.34834G	55.89	74.00	-18.11	3	Vertical	71	1.81	-
5670MHz	Pass	PK	17.0214G	62.58	68.20	-5.62	3	Vertical	34	1.41	-
5670MHz	Pass	AV	11.35074G	42.62	54.00	-11.38	3	Horizontal	51	2.45	-
5670MHz	Pass	PK	11.33892G	55.47	74.00	-18.53	3	Horizontal	51	2.45	-
5670MHz	Pass	PK	17.01486G	62.55	68.20	-5.65	3	Horizontal	289	2.21	-
5710MHz Straddle 5.47-5.725GHz	Pass	AV	5.4532G	49.12	54.00	-4.88	3	Vertical	142	1.70	-
5710MHz Straddle 5.47-5.725GHz	Pass	AV	5.704G	108.64	Inf	-Inf	3	Vertical	142	1.70	-
5710MHz Straddle 5.47-5.725GHz	Pass	PK	5.464G	60.56	68.20	-7.64	3	Vertical	142	1.70	-
5710MHz Straddle 5.47-5.725GHz	Pass	PK	5.7052G	120.64	Inf	-Inf	3	Vertical	142	1.70	-
5710MHz Straddle 5.47-5.725GHz	Pass	PK	5.8648G	67.63	68.20	-0.57	3	Vertical	142	1.70	-
5710MHz Straddle 5.47-5.725GHz	Pass	AV	11.42486G	43.31	54.00	-10.69	3	Vertical	33	1.99	-
5710MHz Straddle 5.47-5.725GHz	Pass	PK	11.41946G	56.72	74.00	-17.28	3	Vertical	33	1.99	-
5710MHz Straddle 5.47-5.725GHz	Pass	PK	17.136G	63.74	68.20	-4.46	3	Vertical	51	2.89	-
5710MHz Straddle 5.47-5.725GHz	Pass	AV	11.4341G	43.01	54.00	-10.99	3	Horizontal	168	2.41	-
5710MHz Straddle 5.47-5.725GHz	Pass	PK	11.42624G	56.17	74.00	-17.83	3	Horizontal	168	2.41	-
5710MHz Straddle 5.47-5.725GHz	Pass	PK	17.14332G	64.19	68.20	-4.01	3	Horizontal	0	2.15	-
802.11ax HEW80-BF_Nss1,(MCS0)_2TX	-	-	-	-	-	-	-	-	-	-	-
5290MHz	Pass	AV	5.148G	47.72	54.00	-6.28	3	Vertical	152	1.66	-
5290MHz	Pass	AV	5.298G	97.31	Inf	-Inf	3	Vertical	152	1.66	-
5290MHz	Pass	AV	5.351G	53.67	54.00	-0.33	3	Vertical	152	1.66	-
5290MHz	Pass	PK	5.139G	60.06	74.00	-13.94	3	Vertical	152	1.66	-
5290MHz	Pass	PK	5.297G	109.83	Inf	-Inf	3	Vertical	152	1.66	-
5290MHz	Pass	PK	5.353G	70.99	74.00	-3.01	3	Vertical	152	1.66	-

Mode	Result	Type	Freq (Hz)	Level (dBuV/m)	Limit (dBuV/m)	Margin (dB)	Dist (m)	Condition	Azimuth (°)	Height (m)	Comments
5290MHz	Pass	AV	15.8634G	44.49	54.00	-9.51	3	Vertical	104	1.37	-
5290MHz	Pass	PK	10.59266G	55.83	68.20	-12.37	3	Vertical	303	1.99	-
5290MHz	Pass	PK	15.87084G	58.51	74.00	-15.49	3	Vertical	104	1.37	-
5290MHz	Pass	AV	15.86214G	44.46	54.00	-9.54	3	Horizontal	32	2.19	-
5290MHz	Pass	PK	10.57118G	55.84	68.20	-12.36	3	Horizontal	130	1.94	-
5290MHz	Pass	PK	15.88248G	58.22	74.00	-15.78	3	Horizontal	32	2.19	-
5530MHz	Pass	AV	5.46G	53.00	54.00	-1.00	3	Vertical	155	1.50	-
5530MHz	Pass	AV	5.516G	96.68	Inf	-Inf	3	Vertical	155	1.50	-
5530MHz	Pass	PK	5.464G	67.81	68.20	-0.39	3	Vertical	155	1.50	-
5530MHz	Pass	PK	5.503G	111.94	Inf	-Inf	3	Vertical	155	1.50	-
5530MHz	Pass	PK	5.779G	59.59	68.20	-8.61	3	Vertical	155	1.50	-
5530MHz	Pass	AV	11.05358G	42.14	54.00	-11.86	3	Vertical	116	1.15	-
5530MHz	Pass	PK	11.06522G	55.65	74.00	-18.35	3	Vertical	116	1.15	-
5530MHz	Pass	PK	16.59438G	61.98	68.20	-6.22	3	Vertical	283	1.04	-
5530MHz	Pass	AV	11.07026G	42.14	54.00	-11.86	3	Horizontal	195	1.76	-
5530MHz	Pass	PK	11.04638G	55.96	74.00	-18.04	3	Horizontal	195	1.76	-
5530MHz	Pass	PK	16.58238G	62.90	68.20	-5.30	3	Horizontal	301	2.36	-
5610MHz	Pass	AV	5.46G	51.69	54.00	-2.31	3	Vertical	148	1.72	-
5610MHz	Pass	AV	5.641G	102.43	Inf	-Inf	3	Vertical	148	1.72	-
5610MHz	Pass	PK	5.469G	66.43	68.20	-1.77	3	Vertical	148	1.72	-
5610MHz	Pass	PK	5.64G	115.75	Inf	-Inf	3	Vertical	148	1.72	-
5610MHz	Pass	PK	5.726G	67.86	68.20	-0.34	3	Vertical	148	1.72	-
5610MHz	Pass	AV	11.21064G	42.20	54.00	-11.80	3	Vertical	298	1.87	-
5610MHz	Pass	PK	11.21598G	55.89	74.00	-18.11	3	Vertical	298	1.87	-
5610MHz	Pass	PK	16.82352G	63.63	68.20	-4.57	3	Vertical	0	1.83	-
5610MHz	Pass	AV	11.20566G	42.15	54.00	-11.85	3	Horizontal	76	1.61	-
5610MHz	Pass	PK	11.23248G	56.08	74.00	-17.92	3	Horizontal	76	1.61	-
5610MHz	Pass	PK	16.81536G	67.05	68.20	-1.15	3	Horizontal	23	2.22	-
5690MHz Straddle 5.47-5.725GHz	Pass	AV	5.4572G	49.02	54.00	-4.98	3	Vertical	149	1.62	-
5690MHz Straddle 5.47-5.725GHz	Pass	AV	5.6768G	103.44	Inf	-Inf	3	Vertical	149	1.62	-
5690MHz Straddle 5.47-5.725GHz	Pass	PK	5.4656G	61.51	68.20	-6.69	3	Vertical	149	1.62	-
5690MHz Straddle 5.47-5.725GHz	Pass	PK	5.6576G	117.12	Inf	-Inf	3	Vertical	149	1.62	-
5690MHz Straddle 5.47-5.725GHz	Pass	PK	5.8532G	67.14	68.20	-1.06	3	Vertical	149	1.62	-
5690MHz Straddle 5.47-5.725GHz	Pass	AV	11.39338G	42.49	54.00	-11.51	3	Vertical	165	1.78	-
5690MHz Straddle 5.47-5.725GHz	Pass	PK	11.3725G	56.62	74.00	-17.38	3	Vertical	165	1.78	-
5690MHz Straddle 5.47-5.725GHz	Pass	PK	17.0553G	62.96	68.20	-5.24	3	Vertical	187	1.50	-
5690MHz Straddle 5.47-5.725GHz	Pass	AV	11.39182G	42.42	54.00	-11.58	3	Horizontal	137	2.13	-
5690MHz Straddle 5.47-5.725GHz	Pass	PK	11.38528G	55.65	74.00	-18.35	3	Horizontal	137	2.13	-
5690MHz Straddle 5.47-5.725GHz	Pass	PK	17.07576G	62.95	68.20	-5.25	3	Horizontal	203	1.90	-

802.11ax HEW20-BF_Nss1,(MCS0)_2TX

5260MHz_TX

04/01/2020

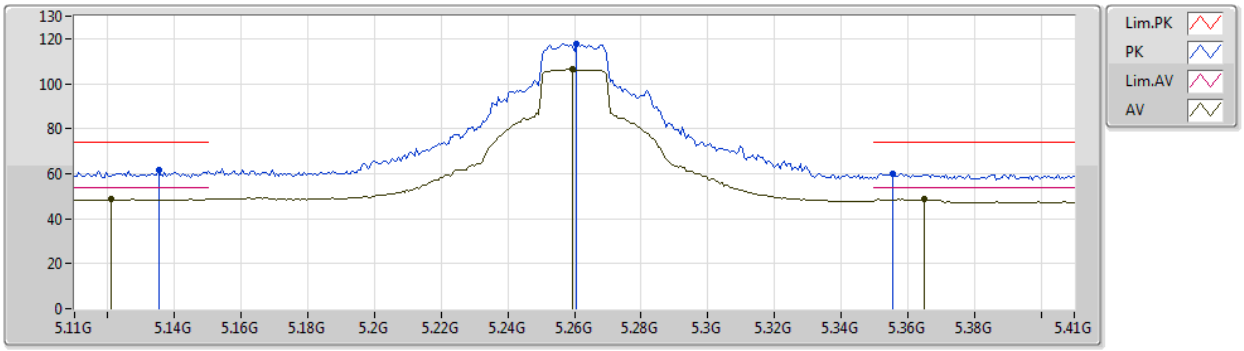

Type	Freq	Level	Limit	Margin	Factor	Dist	Condition	Azimuth	Height	Comment	Raw	AF	CL	PA
	(Hz)	(dBuV/m)	(dBuV/m)	(dB)	(dB)	(m)		(°)	(m)		(dBuV)	(dB)	(dB)	(dB)
AV	5.1208G	48.61	54.00	-5.39	7.99	3	Vertical	144	1.50	-	40.62	31.96	10.08	34.05
AV	5.2594G	106.27	Inf	-Inf	7.33	3	Vertical	144	1.50	-	98.94	31.28	10.11	34.06
AV	5.365G	48.63	54.00	-5.37	7.40	3	Vertical	144	1.50	-	41.23	31.29	10.17	34.06
PK	5.1352G	61.42	74.00	-12.58	7.96	3	Vertical	144	1.50	-	53.46	31.93	10.08	34.05
PK	5.2606G	117.64	Inf	-Inf	7.33	3	Vertical	144	1.50	-	110.31	31.28	10.11	34.06
PK	5.3554G	60.05	74.00	-13.95	7.33	3	Vertical	144	1.50	-	52.72	31.23	10.16	34.06

802.11ax HEW20-BF_Nss1,(MCS0)_2TX

5260MHz_TX

04/01/2020

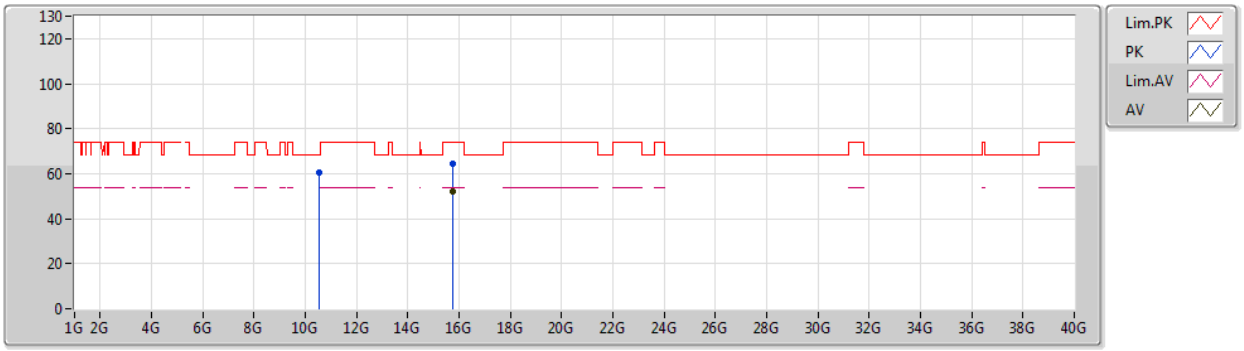

Type	Freq	Level	Limit	Margin	Factor	Dist	Condition	Azimuth	Height	Comment	Raw	AF	CL	PA
	(Hz)	(dBuV/m)	(dBuV/m)	(dB)	(dB)	(m)		(°)	(m)		(dBuV)	(dB)	(dB)	(dB)
AV	15.7761G	51.91	54.00	-2.09	17.16	3	Vertical	23	1.45	-	34.75	37.75	13.73	34.32
PK	10.52594G	60.44	68.20	-7.76	18.58	3	Vertical	175	1.52	-	41.86	39.75	13.06	34.23
PK	15.77406G	64.44	74.00	-9.56	17.16	3	Vertical	23	1.45	-	47.28	37.75	13.73	34.32

802.11ax HEW20-BF_Nss1,(MCS0)_2TX

5260MHz_TX

04/01/2020

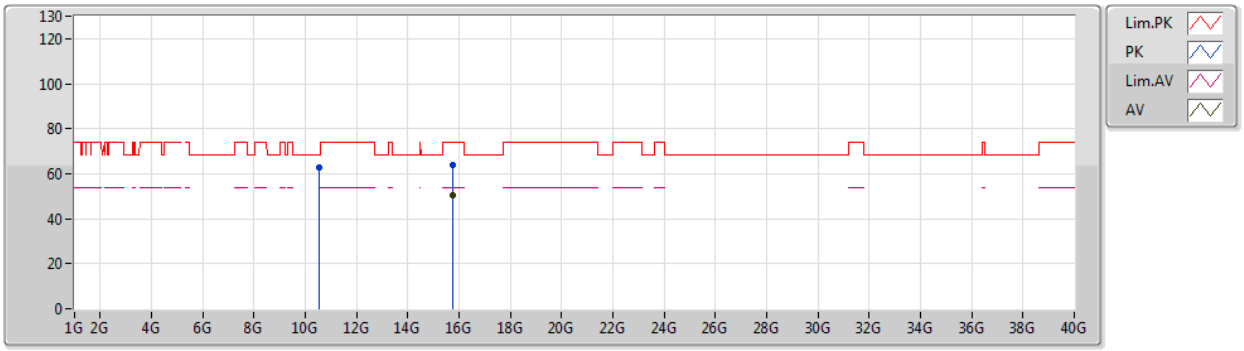

Type	Freq	Level	Limit	Margin	Factor	Dist	Condition	Azimuth	Height	Comment	Raw	AF	CL	PA
	(Hz)	(dBuV/m)	(dBuV/m)	(dB)	(dB)	(m)		(°)	(m)		(dBuV)	(dB)	(dB)	(dB)
AV	15.77664G	50.55	54.00	-3.45	17.16	3	Horizontal	34	1.43	-	33.39	37.75	13.73	34.32
PK	10.52912G	62.93	68.20	-5.27	18.59	3	Horizontal	134	2.06	-	44.34	39.76	13.06	34.23
PK	15.7737G	63.78	74.00	-10.22	17.16	3	Horizontal	34	1.43	-	46.62	37.75	13.73	34.32

802.11ax HEW20-BF_Nss1,(MCS0)_2TX

5300MHz_TX

04/01/2020

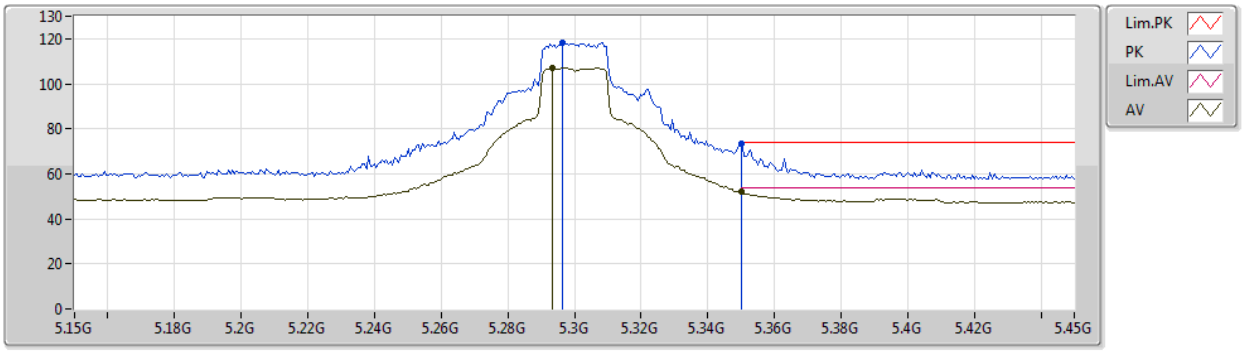

Type	Freq	Level	Limit	Margin	Factor	Dist	Condition	Azimuth	Height	Comment	Raw	AF	CL	PA
	(Hz)	(dBuV/m)	(dBuV/m)	(dB)	(dB)	(m)		(°)	(m)		(dBuV)	(dB)	(dB)	(dB)
AV	5.2934G	106.95	Inf	-Inf	7.28	3	Vertical	360	1.94	-	99.67	31.21	10.13	34.06
AV	5.35G	51.92	54.00	-2.08	7.30	3	Vertical	360	1.94	-	44.62	31.20	10.16	34.06
PK	5.2964G	118.30	Inf	-Inf	7.28	3	Vertical	360	1.94	-	111.02	31.21	10.13	34.06
PK	5.35G	73.59	74.00	-0.41	7.30	3	Vertical	360	1.94	-	66.29	31.20	10.16	34.06

802.11ax HEW20-BF_Nss1,(MCS0)_2TX

5300MHz_TX

04/01/2020

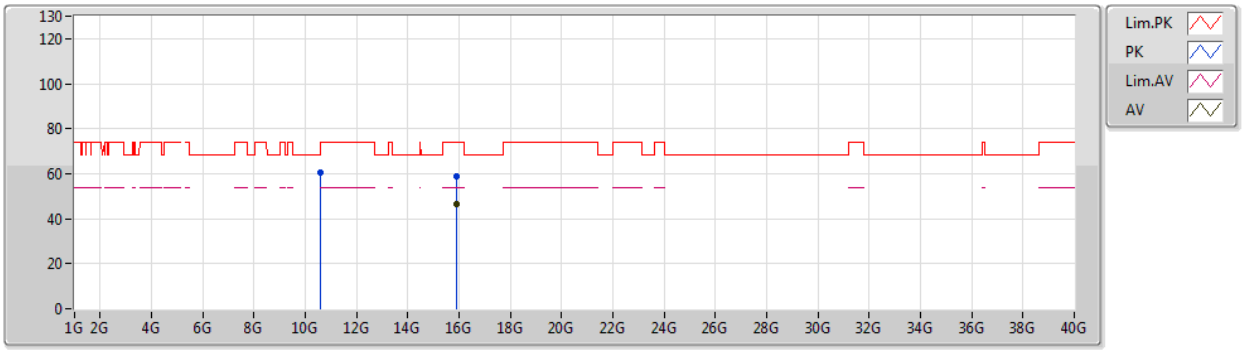

Type	Freq	Level	Limit	Margin	Factor	Dist	Condition	Azimuth	Height	Comment	Raw	AF	CL	PA
	(Hz)	(dBuV/m)	(dBuV/m)	(dB)	(dB)	(m)		(°)	(m)		(dBuV)	(dB)	(dB)	(dB)
AV	15.897G	46.31	54.00	-7.69	16.83	3	Vertical	43	1.94	-	29.48	37.51	13.73	34.41
PK	10.59682G	60.37	68.20	-7.83	18.77	3	Vertical	75	1.52	-	41.60	39.89	13.10	34.22
PK	15.88632G	58.84	74.00	-15.16	16.86	3	Vertical	43	1.94	-	41.98	37.53	13.73	34.40

802.11ax HEW20-BF_Nss1,(MCS0)_2TX

5300MHz_TX

04/01/2020

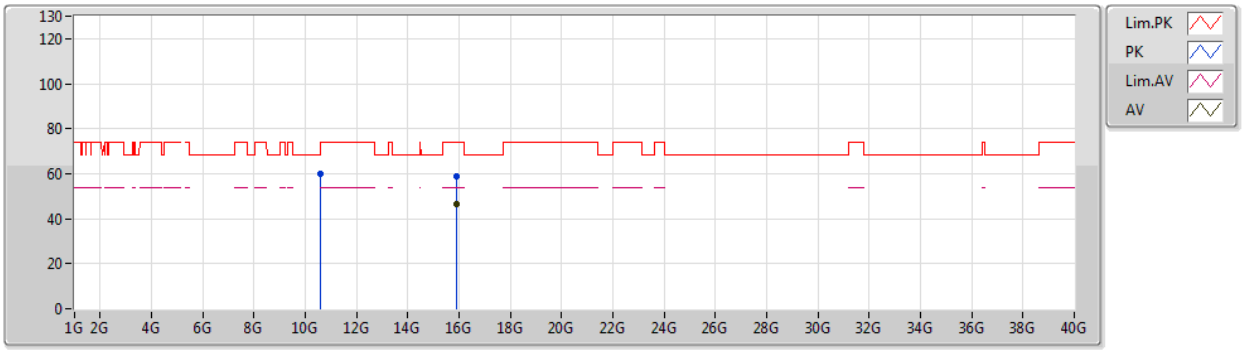

Type	Freq	Level	Limit	Margin	Factor	Dist	Condition	Azimuth	Height	Comment	Raw	AF	CL	PA
	(Hz)	(dBuV/m)	(dBuV/m)	(dB)	(dB)	(m)		(°)	(m)		(dBuV)	(dB)	(dB)	(dB)
AV	15.90924G	46.37	54.00	-7.63	16.81	3	Horizontal	17	1.04	-	29.56	37.50	13.73	34.42
PK	10.5901G	59.79	68.20	-8.41	18.76	3	Horizontal	2	1.64	-	41.03	39.88	13.10	34.22
PK	15.88764G	58.96	74.00	-15.04	16.85	3	Horizontal	17	1.04	-	42.11	37.52	13.73	34.40

802.11ax HEW20-BF_Nss1,(MCS0)_2TX

5320MHz_TX

04/01/2020

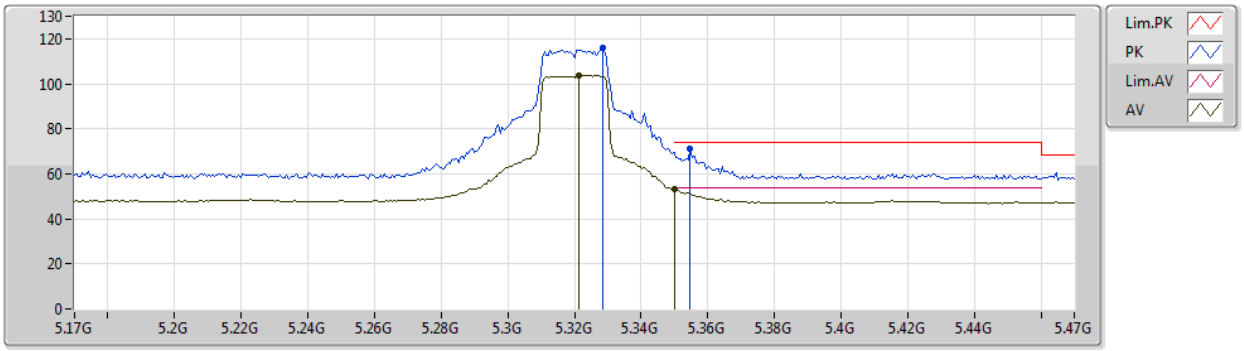

Type	Freq	Level	Limit	Margin	Factor	Dist	Condition	Azimuth	Height	Comment	Raw	AF	CL	PA
	(Hz)	(dBuV/m)	(dBuV/m)	(dB)	(dB)	(m)		(°)	(m)		(dBuV)	(dB)	(dB)	(dB)
AV	5.3212G	103.63	Inf	-Inf	7.28	3	Vertical	360	1.94	-	96.35	31.20	10.14	34.06
AV	5.35G	53.06	54.00	-0.94	7.30	3	Vertical	360	1.94	-	45.76	31.20	10.16	34.06
PK	5.3284G	116.05	Inf	-Inf	7.29	3	Vertical	360	1.94	-	108.76	31.20	10.15	34.06
PK	5.3548G	71.27	74.00	-2.73	7.33	3	Vertical	360	1.94	-	63.94	31.23	10.16	34.06

802.11ax HEW20-BF_Nss1,(MCS0)_2TX

5320MHz_TX

04/01/2020

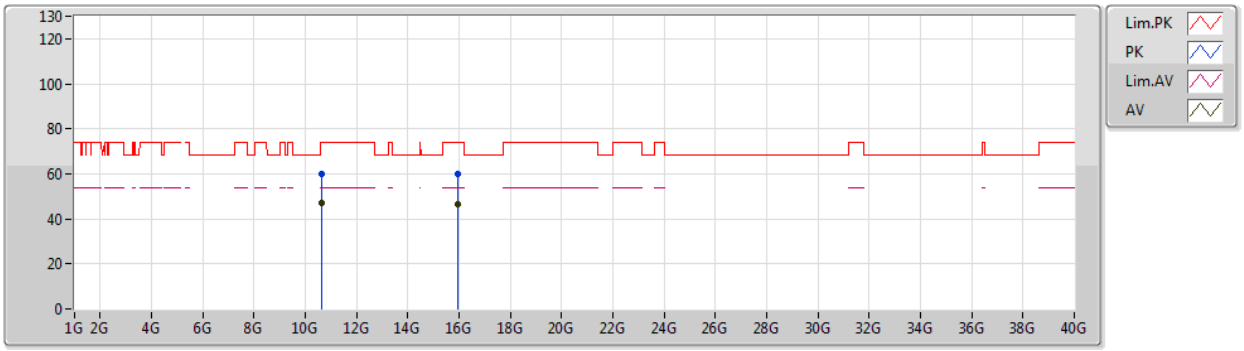

Type	Freq	Level	Limit	Margin	Factor	Dist	Condition	Azimuth	Height	Comment	Raw	AF	CL	PA
	(Hz)	(dBuV/m)	(dBuV/m)	(dB)	(dB)	(m)		(°)	(m)		(dBuV)	(dB)	(dB)	(dB)
AV	10.6403G	46.86	54.00	-7.14	18.82	3	Vertical	278	2.25	-	28.04	39.90	13.13	34.21
AV	15.95586G	46.47	54.00	-7.53	16.78	3	Vertical	4	1.50	-	29.69	37.50	13.73	34.45
PK	10.62986G	59.73	74.00	-14.27	18.81	3	Vertical	278	2.25	-	40.92	39.90	13.12	34.21
PK	15.9627G	59.75	74.00	-14.25	16.78	3	Vertical	4	1.50	-	42.97	37.50	13.73	34.45

802.11ax HEW20-BF_Nss1,(MCS0)_2TX

5320MHz_TX

04/01/2020

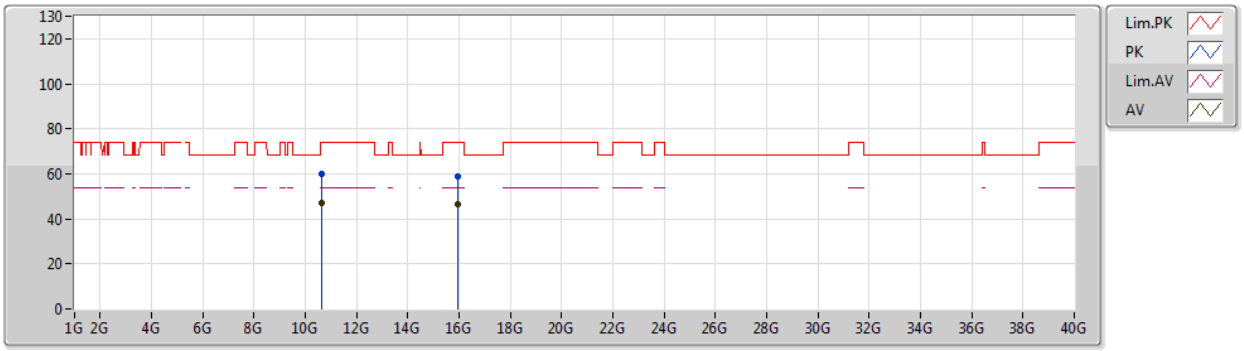

Type	Freq	Level	Limit	Margin	Factor	Dist	Condition	Azimuth	Height	Comment	Raw	AF	CL	PA
	(Hz)	(dBuV/m)	(dBuV/m)	(dB)	(dB)	(m)		(°)	(m)		(dBuV)	(dB)	(dB)	(dB)
AV	10.634G	46.89	54.00	-7.11	18.81	3	Horizontal	83	1.43	-	28.08	39.90	13.12	34.21
AV	15.9513G	46.28	54.00	-7.72	16.78	3	Horizontal	43	1.50	-	29.50	37.50	13.73	34.45
PK	10.6523G	59.76	74.00	-14.24	18.82	3	Horizontal	83	1.43	-	40.94	39.90	13.13	34.21
PK	15.9555G	58.88	74.00	-15.12	16.78	3	Horizontal	43	1.50	-	42.10	37.50	13.73	34.45

802.11ax HEW20-BF_Nss1,(MCS0)_2TX

5500MHz_TX

04/01/2020

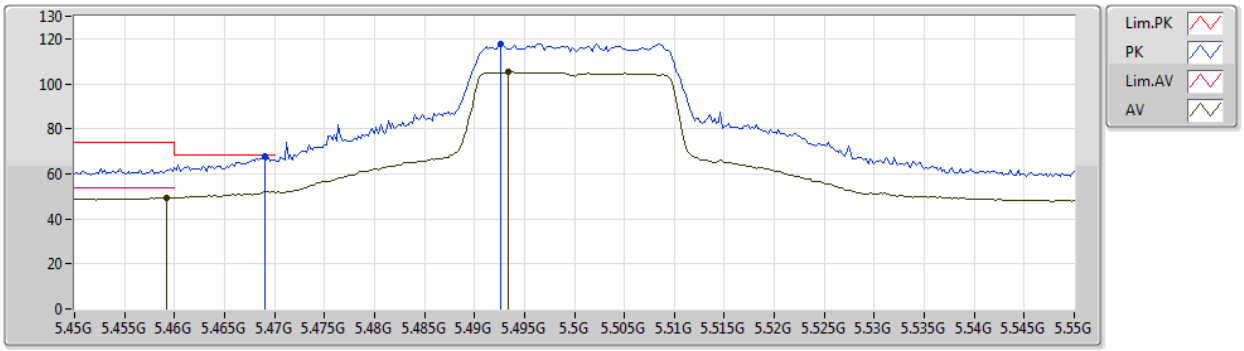

Type	Freq	Level	Limit	Margin	Factor	Dist	Condition	Azimuth	Height	Comment	Raw	AF	CL	PA
	(Hz)	(dBuV/m)	(dBuV/m)	(dB)	(dB)	(m)		(°)	(m)		(dBuV)	(dB)	(dB)	(dB)
AV	5.4592G	49.53	54.00	-4.47	8.43	3	Vertical	154	1.77	-	41.10	31.66	6.14	29.37
AV	5.4934G	105.15	Inf	-Inf	8.64	3	Vertical	154	1.77	-	96.51	31.86	6.15	29.37
PK	5.469G	67.61	68.20	-0.59	8.49	3	Vertical	154	1.77	-	59.12	31.71	6.15	29.37
PK	5.4926G	117.90	Inf	-Inf	8.64	3	Vertical	154	1.77	-	109.26	31.86	6.15	29.37

802.11ax HEW20-BF_Nss1,(MCS0)_2TX

5500MHz_TX

04/01/2020

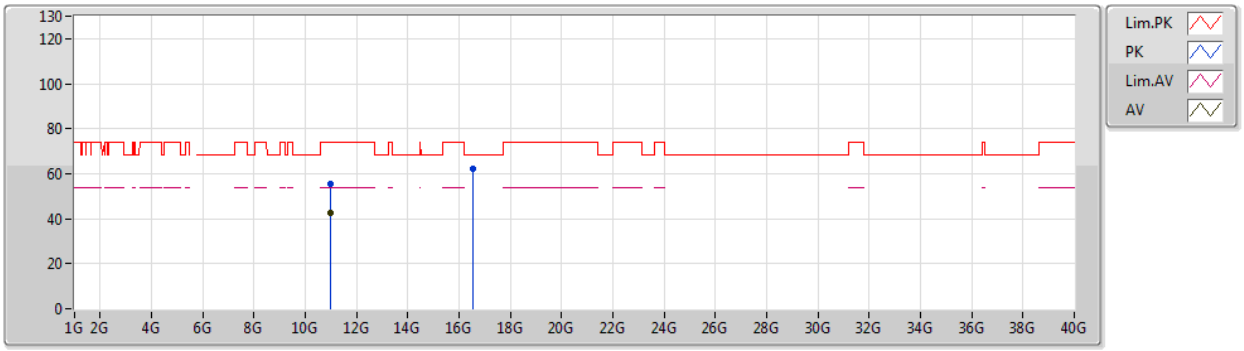

Type	Freq	Level	Limit	Margin	Factor	Dist	Condition	Azimuth	Height	Comment	Raw	AF	CL	PA
	(Hz)	(dBuV/m)	(dBuV/m)	(dB)	(dB)	(m)		(°)	(m)		(dBuV)	(dB)	(dB)	(dB)
AV	10.98782G	42.76	54.00	-11.24	18.92	3	Vertical	2	1.09	-	23.84	40.18	9.65	30.91
PK	11.0027G	55.54	74.00	-18.46	18.93	3	Vertical	2	1.09	-	36.61	40.19	9.66	30.92
PK	16.531G	62.21	68.20	-5.99	19.25	3	Vertical	311	2.16	-	42.96	38.60	12.34	31.69

802.11ax HEW20-BF_Nss1,(MCS0)_2TX

5500MHz_TX

04/01/2020

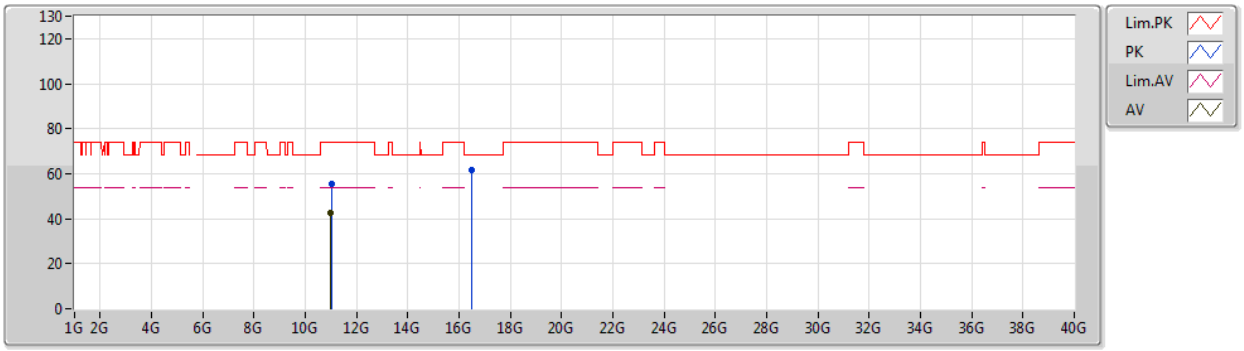

Type	Freq	Level	Limit	Margin	Factor	Dist	Condition	Azimuth	Height	Comment	Raw	AF	CL	PA
	(Hz)	(dBuV/m)	(dBuV/m)	(dB)	(dB)	(m)		(°)	(m)		(dBuV)	(dB)	(dB)	(dB)
AV	11.00408G	42.64	54.00	-11.36	18.93	3	Horizontal	317	1.49	-	23.71	40.19	9.66	30.92
PK	11.01416G	55.73	74.00	-18.27	18.91	3	Horizontal	317	1.49	-	36.82	40.16	9.67	30.92
PK	16.50822G	61.75	68.20	-6.45	19.24	3	Horizontal	48	1.72	-	42.51	38.60	12.33	31.69

802.11ax HEW20-BF_Nss1,(MCS0)_2TX

5580MHz_TX

04/01/2020

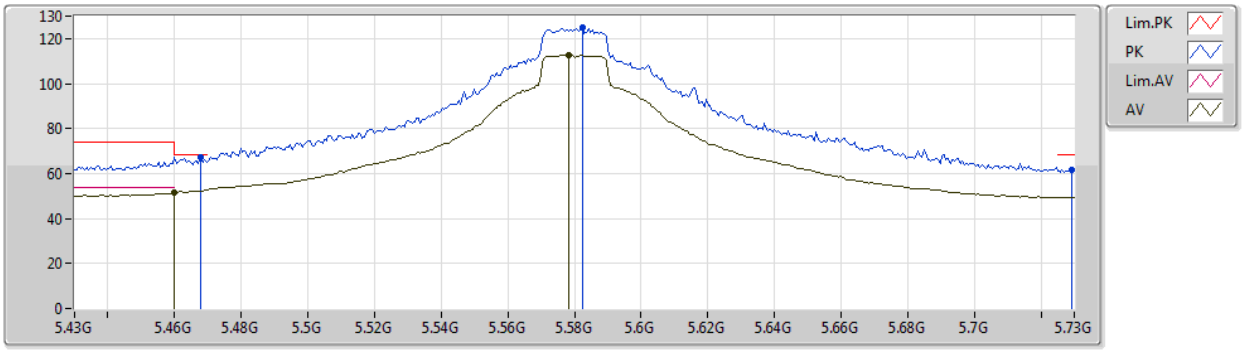

Type	Freq	Level	Limit	Margin	Factor	Dist	Condition	Azimuth	Height	Comment	Raw	AF	CL	PA
	(Hz)	(dBuV/m)	(dBuV/m)	(dB)	(dB)	(m)		(°)	(m)		(dBuV)	(dB)	(dB)	(dB)
AV	5.46G	51.30	54.00	-2.70	8.43	3	Vertical	154	1.63	-	42.87	31.66	6.14	29.37
AV	5.5782G	112.89	Inf	-Inf	8.46	3	Vertical	154	1.63	-	104.43	31.66	6.17	29.37
PK	5.4678G	67.25	68.20	-0.95	8.49	3	Vertical	154	1.63	-	58.76	31.71	6.15	29.37
PK	5.5824G	124.82	Inf	-Inf	8.47	3	Vertical	154	1.63	-	116.35	31.66	6.18	29.37
PK	5.7294G	61.69	68.20	-6.51	8.70	3	Vertical	154	1.63	-	52.99	31.86	6.20	29.36