802.11ax HEW20-BF_Nss1,(MCS0)_2TX

2437MHz_TX

04/10/2019

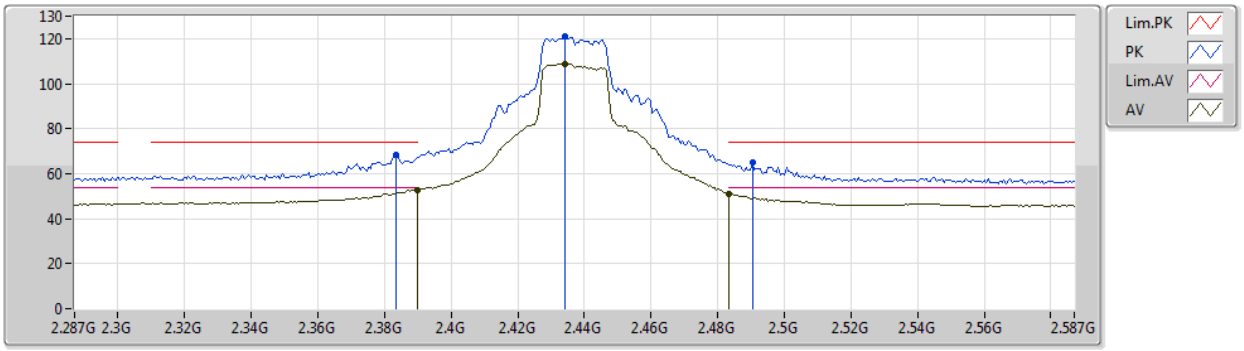

Type	Freq	Level	Limit	Margin	Factor	Dist	Condition	Azimuth	Height	Comment	Raw	AF	CL	PA
	(Hz)	(dBuV/m)	(dBuV/m)	(dB)	(dB)	(m)		(°)	(m)		(dBuV)	(dB)	(dB)	(dB)
AV	2.39G	52.72	54.00	-1.28	32.09	3	Vertical	141	1.71	-	20.63	27.37	4.72	-
AV	2.434G	108.80	Inf	-Inf	32.27	3	Vertical	141	1.71	-	76.53	27.50	4.77	-
AV	2.4835G	51.21	54.00	-2.79	32.48	3	Vertical	141	1.71	-	18.73	27.65	4.83	-
PK	2.3836G	68.37	74.00	-5.63	32.06	3	Vertical	141	1.71	-	36.31	27.35	4.71	-
PK	2.434G	121.18	Inf	-Inf	32.27	3	Vertical	141	1.71	-	88.91	27.50	4.77	-
PK	2.4904G	64.84	74.00	-9.16	32.51	3	Vertical	141	1.71	-	32.33	27.67	4.84	-

802.11ax HEW20-BF_Nss1,(MCS0)_2TX

2437MHz_TX

04/10/2019

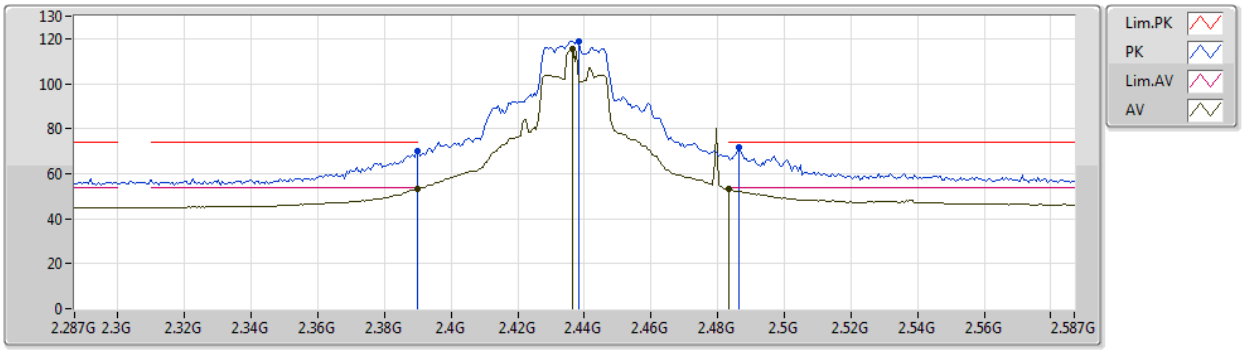

Type	Freq	Level	Limit	Margin	Factor	Dist	Condition	Azimuth	Height	Comment	Raw	AF	CL	PA
	(Hz)	(dBuV/m)	(dBuV/m)	(dB)	(dB)	(m)		(°)	(m)		(dBuV)	(dB)	(dB)	(dB)
AV	2.39G	53.34	54.00	-0.66	32.09	3	Horizontal	118	2.04	-	21.25	27.37	4.72	-
AV	2.4364G	115.17	Inf	-Inf	32.28	3	Horizontal	118	2.04	-	82.89	27.51	4.77	-
AV	2.4835G	53.15	54.00	-0.85	32.48	3	Horizontal	118	2.04	-	20.67	27.65	4.83	-
PK	2.39G	69.79	74.00	-4.21	32.09	3	Horizontal	118	2.04	-	37.70	27.37	4.72	-
PK	2.4382G	119.00	Inf	-Inf	32.28	3	Horizontal	118	2.04	-	86.72	27.51	4.77	-
PK	2.4862G	71.53	74.00	-2.47	32.49	3	Horizontal	118	2.04	-	39.04	27.66	4.83	-

802.11ax HEW20-BF_Nss1,(MCS0)_2TX

2437MHz_TX

04/10/2019

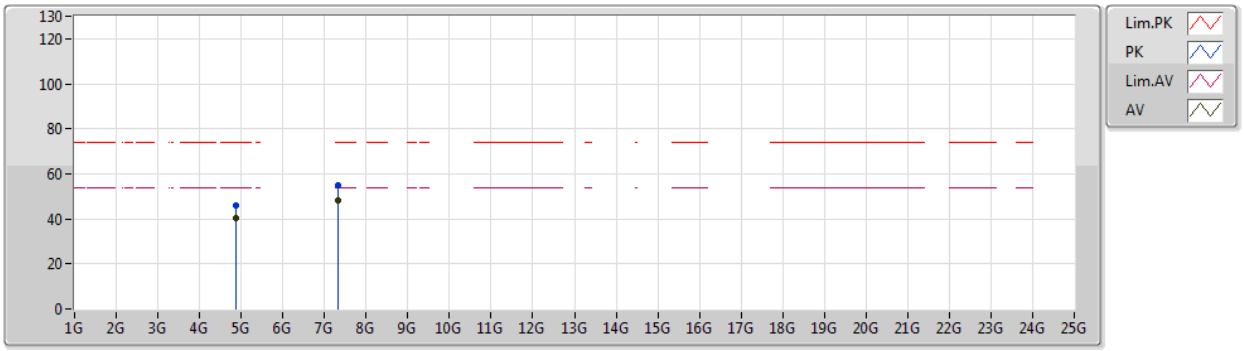

Type	Freq	Level	Limit	Margin	Factor	Dist	Condition	Azimuth	Height	Comment	Raw	AF	CL	PA
	(Hz)	(dBuV/m)	(dBuV/m)	(dB)	(dB)	(m)		(°)	(m)		(dBuV)	(dB)	(dB)	(dB)
AV	4.874G	40.39	54.00	-13.61	3.81	3	Vertical	161	3.00	-	36.58	31.47	6.81	34.47
AV	7.3128G	48.14	54.00	-5.86	9.88	3	Vertical	172	1.47	-	38.26	36.01	8.61	34.74
PK	4.87424G	45.78	74.00	-28.22	3.81	3	Vertical	161	3.00	-	41.97	31.47	6.81	34.47
PK	7.32576G	54.90	74.00	-19.10	9.92	3	Vertical	172	1.47	-	44.98	36.05	8.62	34.75

802.11ax HEW20-BF_Nss1,(MCS0)_2TX

2437MHz_TX

04/10/2019

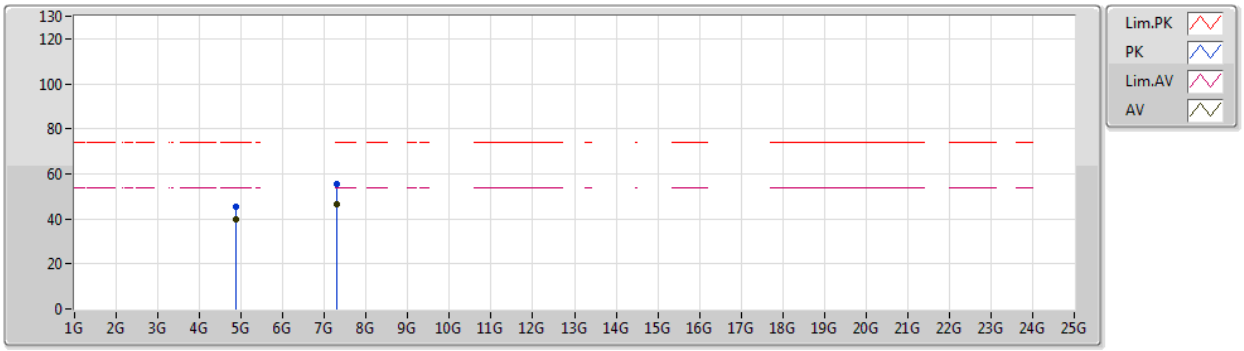

Type	Freq	Level	Limit	Margin	Factor	Dist	Condition	Azimuth	Height	Comment	Raw	AF	CL	PA
	(Hz)	(dBuV/m)	(dBuV/m)	(dB)	(dB)	(m)		(°)	(m)		(dBuV)	(dB)	(dB)	(dB)
AV	4.874G	39.94	54.00	-14.06	3.81	3	Horizontal	185	1.15	-	36.13	31.47	6.81	34.47
AV	7.30968G	46.43	54.00	-7.57	9.88	3	Horizontal	142	1.30	-	36.55	36.01	8.61	34.74
PK	4.87412G	45.38	74.00	-28.62	3.81	3	Horizontal	185	1.15	-	41.57	31.47	6.81	34.47
PK	7.30164G	55.58	74.00	-18.42	9.85	3	Horizontal	142	1.30	-	45.73	35.98	8.61	34.74

802.11ax HEW20-BF_Nss1,(MCS0)_2TX

2457MHz_TX

04/10/2019

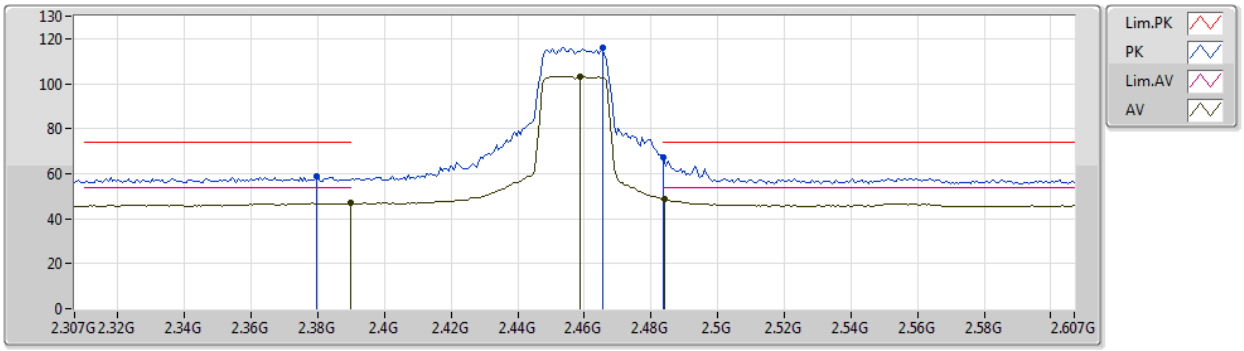

Type	Freq	Level	Limit	Margin	Factor	Dist	Condition	Azimuth	Height	Comment	Raw	AF	CL	PA
	(Hz)	(dBuV/m)	(dBuV/m)	(dB)	(dB)	(m)		(°)	(m)		(dBuV)	(dB)	(dB)	(dB)
AV	2.3898G	47.06	54.00	-6.94	32.09	3	Vertical	145	1.62	-	14.97	27.37	4.72	-
AV	2.4588G	103.33	Inf	-Inf	32.38	3	Vertical	145	1.62	-	70.95	27.58	4.80	-
AV	2.484G	48.77	54.00	-5.23	32.48	3	Vertical	145	1.62	-	16.29	27.65	4.83	-
PK	2.3796G	58.58	74.00	-15.42	32.05	3	Vertical	145	1.62	-	26.53	27.34	4.71	-
PK	2.4654G	115.84	Inf	-Inf	32.41	3	Vertical	145	1.62	-	83.43	27.60	4.81	-
PK	2.4835G	67.06	74.00	-6.94	32.48	3	Vertical	145	1.62	-	34.58	27.65	4.83	-

802.11ax HEW20-BF_Nss1,(MCS0)_2TX

2457MHz_TX

04/10/2019

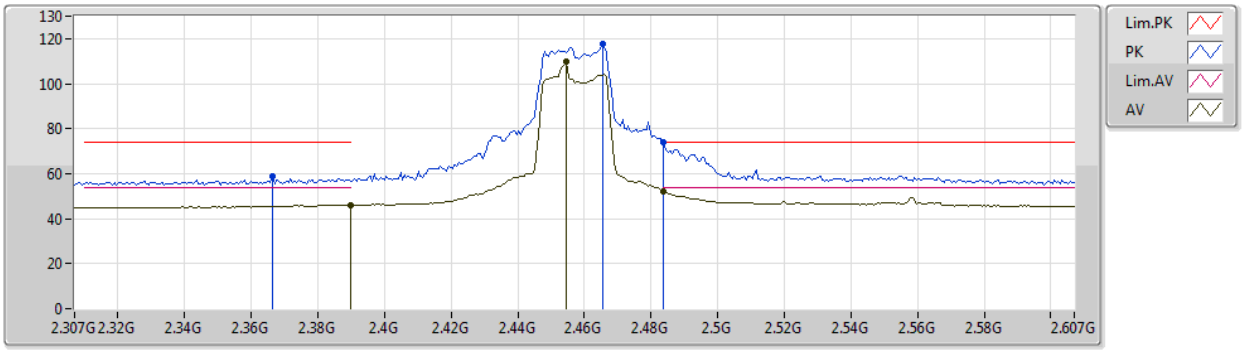

Type	Freq	Level	Limit	Margin	Factor	Dist	Condition	Azimuth	Height	Comment	Raw	AF	CL	PA
	(Hz)	(dBuV/m)	(dBuV/m)	(dB)	(dB)	(m)		(°)	(m)		(dBuV)	(dB)	(dB)	(dB)
AV	2.3898G	46.11	54.00	-7.89	32.09	3	Horizontal	114	2.43	-	14.02	27.37	4.72	-
AV	2.4546G	109.87	Inf	-Inf	32.35	3	Horizontal	114	2.43	-	77.52	27.56	4.79	-
AV	2.4835G	52.31	54.00	-1.69	32.48	3	Horizontal	114	2.43	-	19.83	27.65	4.83	-
PK	2.3664G	58.76	74.00	-15.24	31.99	3	Horizontal	114	2.43	-	26.77	27.30	4.69	-
PK	2.4654G	117.53	Inf	-Inf	32.41	3	Horizontal	114	2.43	-	85.12	27.60	4.81	-
PK	2.4835G	73.84	74.00	-0.16	32.48	3	Horizontal	114	2.43	-	41.36	27.65	4.83	-

802.11ax HEW20-BF_Nss1,(MCS0)_2TX

2462MHz_TX

04/10/2019

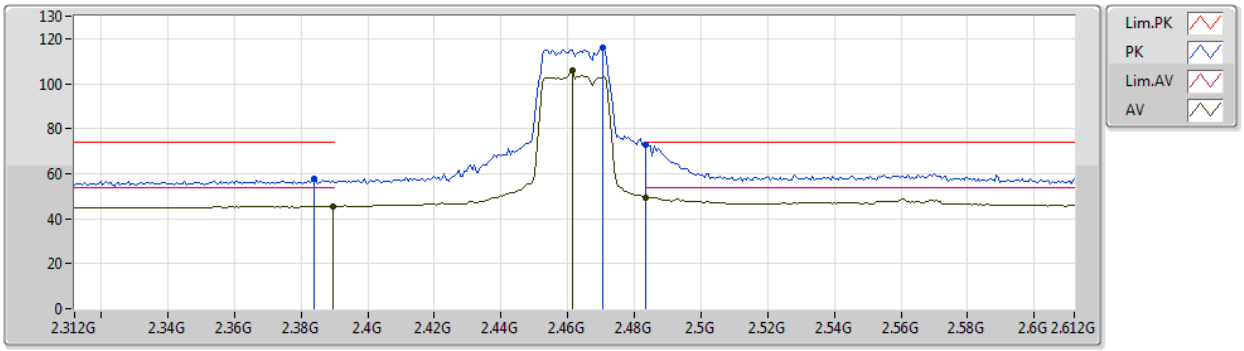

Type	Freq	Level	Limit	Margin	Factor	Dist	Condition	Azimuth	Height	Comment	Raw	AF	CL	PA
	(Hz)	(dBuV/m)	(dBuV/m)	(dB)	(dB)	(m)		(°)	(m)		(dBuV)	(dB)	(dB)	(dB)
AV	2.3894G	45.57	54.00	-8.43	32.09	3	Vertical	178	2.31	-	13.48	27.37	4.72	-
AV	2.4614G	105.96	Inf	-Inf	32.38	3	Vertical	178	2.31	-	73.58	27.58	4.80	-
AV	2.4835G	49.43	54.00	-4.57	32.48	3	Vertical	178	2.31	-	16.95	27.65	4.83	-
PK	2.384G	57.66	74.00	-16.34	32.06	3	Vertical	178	2.31	-	25.60	27.35	4.71	-
PK	2.4704G	116.22	Inf	-Inf	32.42	3	Vertical	178	2.31	-	83.80	27.61	4.81	-
PK	2.4835G	72.99	74.00	-1.01	32.48	3	Vertical	178	2.31	-	40.51	27.65	4.83	-

802.11ax HEW20-BF_Nss1,(MCS0)_2TX

2462MHz_TX

04/10/2019

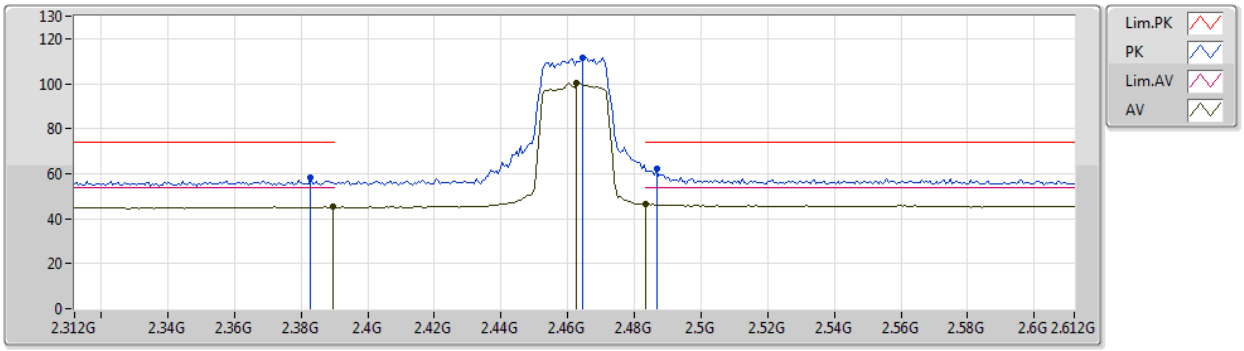

Type	Freq	Level	Limit	Margin	Factor	Dist	Condition	Azimuth	Height	Comment	Raw	AF	CL	PA
	(Hz)	(dBuV/m)	(dBuV/m)	(dB)	(dB)	(m)		(°)	(m)		(dBuV)	(dB)	(dB)	(dB)
AV	2.3894G	45.21	54.00	-8.79	32.09	3	Horizontal	61	1.49	-	13.12	27.37	4.72	-
AV	2.4626G	100.51	Inf	-Inf	32.39	3	Horizontal	61	1.49	-	68.12	27.59	4.80	-
AV	2.4835G	46.36	54.00	-7.64	32.48	3	Horizontal	61	1.49	-	13.88	27.65	4.83	-
PK	2.3828G	58.13	74.00	-15.87	32.06	3	Horizontal	61	1.49	-	26.07	27.35	4.71	-
PK	2.4644G	111.42	Inf	-Inf	32.40	3	Horizontal	61	1.49	-	79.02	27.59	4.81	-
PK	2.4866G	62.02	74.00	-11.98	32.49	3	Horizontal	61	1.49	-	29.53	27.66	4.83	-

802.11ax HEW20-BF_Nss1,(MCS0)_2TX

2462MHz_TX

04/10/2019

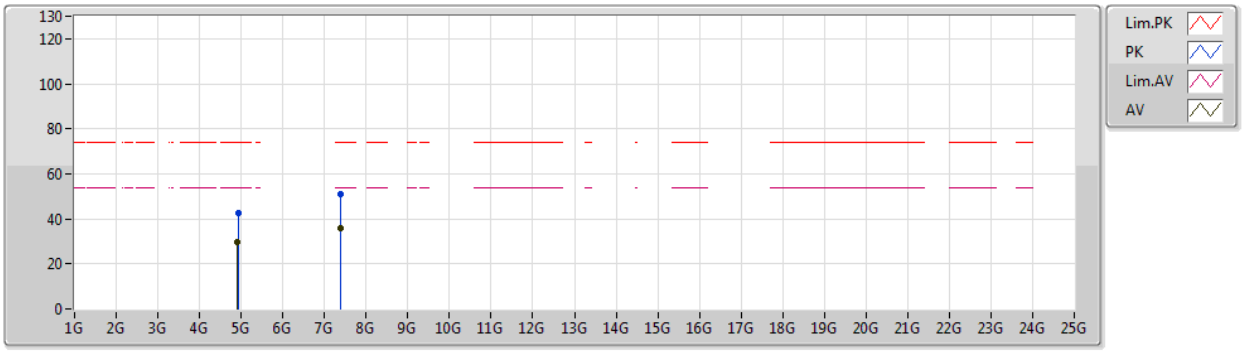

Type	Freq	Level	Limit	Margin	Factor	Dist	Condition	Azimuth	Height	Comment	Raw	AF	CL	PA
	(Hz)	(dBuV/m)	(dBuV/m)	(dB)	(dB)	(m)		(°)	(m)		(dBuV)	(dB)	(dB)	(dB)
AV	4.90906G	29.58	54.00	-24.42	3.90	3	Vertical	70	2.47	-	25.68	31.54	6.82	34.46
AV	7.39146G	35.84	54.00	-18.16	10.11	3	Vertical	222	2.22	-	25.73	36.22	8.66	34.77
PK	4.933G	42.65	74.00	-31.35	3.96	3	Vertical	70	2.47	-	38.69	31.58	6.83	34.45
PK	7.3992G	50.81	74.00	-23.19	10.13	3	Vertical	222	2.22	-	40.68	36.24	8.66	34.77

802.11ax HEW20-BF_Nss1,(MCS0)_2TX

2462MHz_TX

04/10/2019

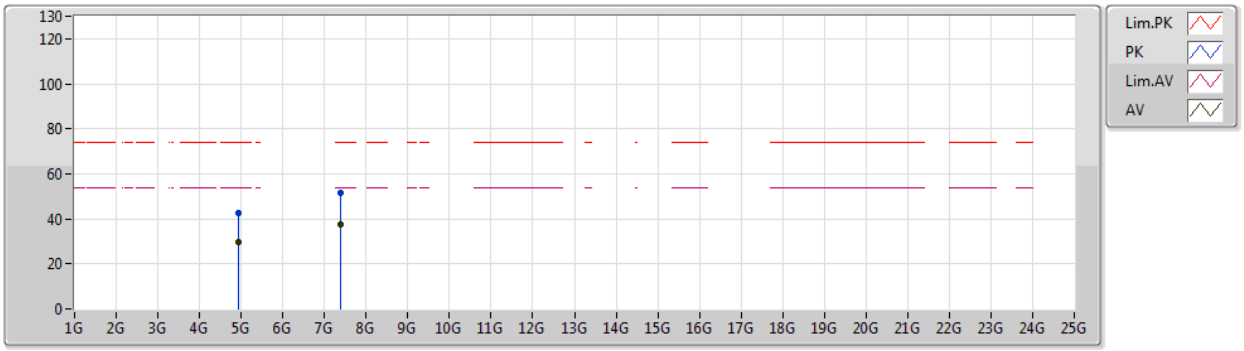

Type	Freq	Level	Limit	Margin	Factor	Dist	Condition	Azimuth	Height	Comment	Raw	AF	CL	PA
	(Hz)	(dBuV/m)	(dBuV/m)	(dB)	(dB)	(m)		(°)	(m)		(dBuV)	(dB)	(dB)	(dB)
AV	4.9225G	29.53	54.00	-24.47	3.93	3	Horizontal	209	1.15	-	25.60	31.56	6.82	34.45
AV	7.38468G	37.53	54.00	-16.47	10.08	3	Horizontal	270	1.49	-	27.45	36.20	8.65	34.77
PK	4.92346G	42.76	74.00	-31.24	3.93	3	Horizontal	209	1.15	-	38.83	31.56	6.82	34.45
PK	7.38924G	51.51	74.00	-22.49	10.09	3	Horizontal	270	1.49	-	41.42	36.21	8.65	34.77

802.11ax HEW40-BF_Nss1,(MCS0)_2TX

2422MHz_TX

04/10/2019

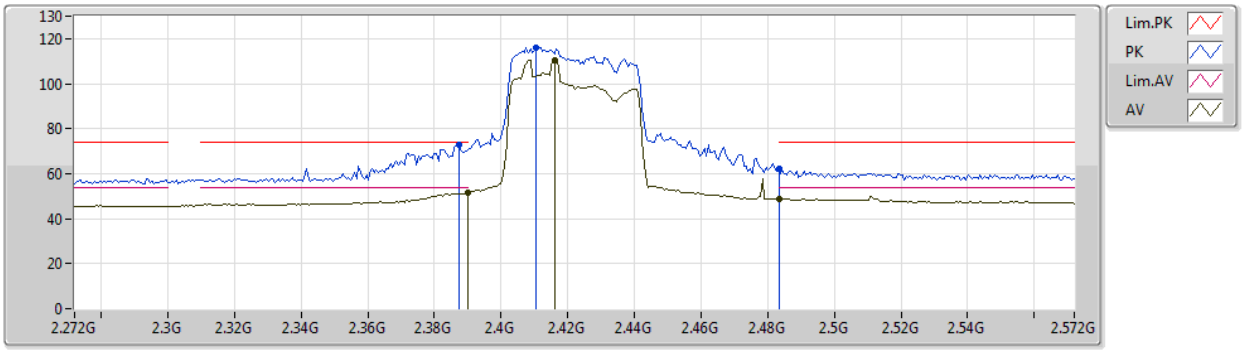

Type	Freq	Level	Limit	Margin	Factor	Dist	Condition	Azimuth	Height	Comment	Raw	AF	CL	PA
	(Hz)	(dBuV/m)	(dBuV/m)	(dB)	(dB)	(m)		(°)	(m)		(dBuV)	(dB)	(dB)	(dB)
AV	2.39G	51.59	54.00	-2.41	32.09	3	Vertical	160	2.91	-	19.50	27.37	4.72	-
AV	2.416G	110.63	Inf	-Inf	32.20	3	Vertical	160	2.91	-	78.43	27.45	4.75	-
AV	2.4835G	48.96	54.00	-5.04	32.48	3	Vertical	160	2.91	-	16.48	27.65	4.83	-
PK	2.3872G	73.12	74.00	-0.88	32.08	3	Vertical	160	2.91	-	41.04	27.36	4.72	-
PK	2.4106G	115.91	Inf	-Inf	32.17	3	Vertical	160	2.91	-	83.74	27.43	4.74	-
PK	2.4835G	62.24	74.00	-11.76	32.48	3	Vertical	160	2.91	-	29.76	27.65	4.83	-

802.11ax HEW40-BF_Nss1,(MCS0)_2TX

2422MHz_TX

04/10/2019

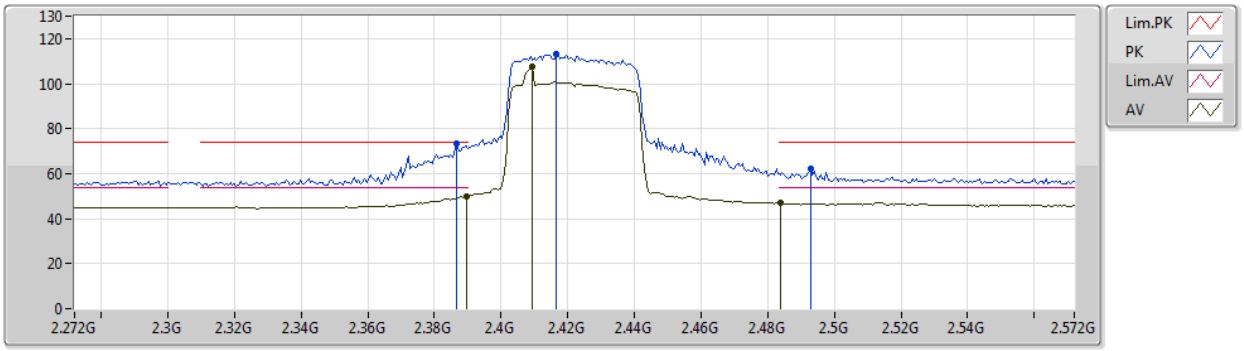

Type	Freq	Level	Limit	Margin	Factor	Dist	Condition	Azimuth	Height	Comment	Raw	AF	CL	PA
	(Hz)	(dBuV/m)	(dBuV/m)	(dB)	(dB)	(m)		(°)	(m)		(dBuV)	(dB)	(dB)	(dB)
AV	2.3896G	49.90	54.00	-4.10	32.09	3	Horizontal	119	2.29	-	17.81	27.37	4.72	-
AV	2.4094G	107.33	Inf	-Inf	32.17	3	Horizontal	119	2.29	-	75.16	27.43	4.74	-
AV	2.4838G	46.99	54.00	-7.01	32.48	3	Horizontal	119	2.29	-	14.51	27.65	4.83	-
PK	2.3866G	73.18	74.00	-0.82	32.07	3	Horizontal	119	2.29	-	41.11	27.36	4.71	-
PK	2.4166G	113.18	Inf	-Inf	32.20	3	Horizontal	119	2.29	-	80.98	27.45	4.75	-
PK	2.4928G	61.92	74.00	-12.08	32.52	3	Horizontal	119	2.29	-	29.40	27.68	4.84	-

802.11ax HEW40-BF_Nss1,(MCS0)_2TX

2422MHz_TX

04/10/2019

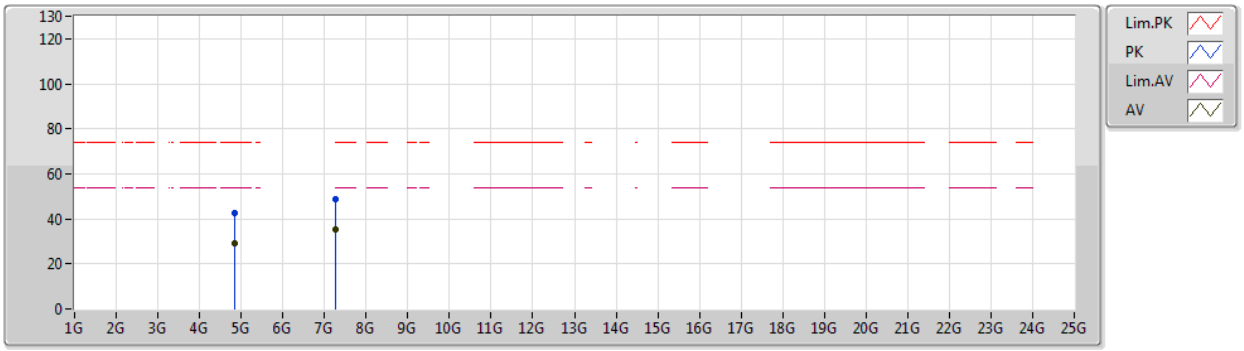

Type	Freq	Level	Limit	Margin	Factor	Dist	Condition	Azimuth	Height	Comment	Raw	AF	CL	PA
	(Hz)	(dBuV/m)	(dBuV/m)	(dB)	(dB)	(m)		(°)	(m)		(dBuV)	(dB)	(dB)	(dB)
AV	4.8428G	29.35	54.00	-24.65	3.74	3	Vertical	38	1.31	-	25.61	31.42	6.80	34.48
AV	7.26342G	35.24	54.00	-18.76	9.74	3	Vertical	248	1.48	-	25.50	35.88	8.59	34.73
PK	4.84808G	42.71	74.00	-31.29	3.75	3	Vertical	38	1.31	-	38.96	31.43	6.80	34.48
PK	7.26282G	48.59	74.00	-25.41	9.74	3	Vertical	248	1.48	-	38.85	35.88	8.59	34.73

802.11ax HEW40-BF_Nss1,(MCS0)_2TX

2422MHz_TX

04/10/2019

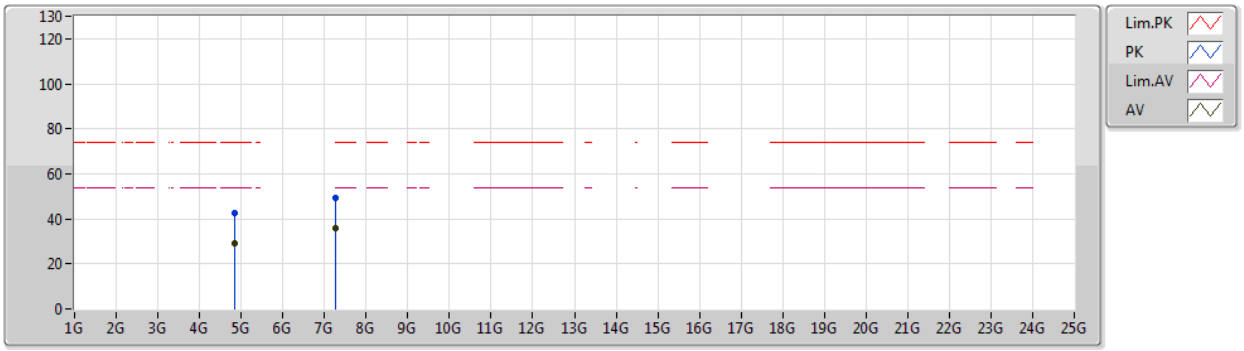

Type	Freq	Level	Limit	Margin	Factor	Dist	Condition	Azimuth	Height	Comment	Raw	AF	CL	PA
	(Hz)	(dBuV/m)	(dBuV/m)	(dB)	(dB)	(m)		(°)	(m)		(dBuV)	(dB)	(dB)	(dB)
AV	4.84514G	29.29	54.00	-24.71	3.74	3	Horizontal	152	1.23	-	25.55	31.42	6.80	34.48
AV	7.26648G	35.92	54.00	-18.08	9.75	3	Horizontal	291	1.83	-	26.17	35.89	8.59	34.73
PK	4.85528G	42.36	74.00	-31.64	3.77	3	Horizontal	152	1.23	-	38.59	31.44	6.80	34.47
PK	7.266G	49.24	74.00	-24.76	9.75	3	Horizontal	291	1.83	-	39.49	35.89	8.59	34.73

802.11ax HEW40-BF_Nss1,(MCS0)_2TX

2427MHz_TX

04/10/2019

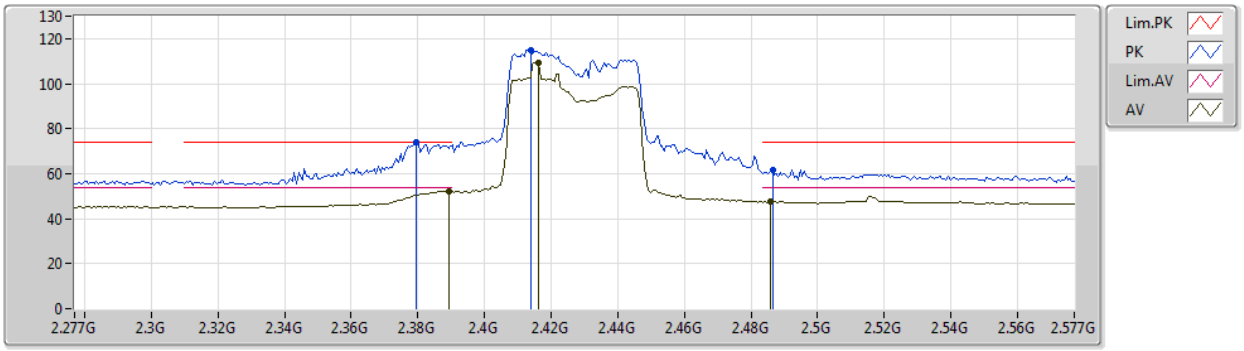

Type	Freq	Level	Limit	Margin	Factor	Dist	Condition	Azimuth	Height	Comment	Raw	AF	CL	PA
	(Hz)	(dBuV/m)	(dBuV/m)	(dB)	(dB)	(m)		(°)	(m)		(dBuV)	(dB)	(dB)	(dB)
AV	2.3892G	52.32	54.00	-1.68	32.09	3	Vertical	223	3.00	-	20.23	27.37	4.72	-
AV	2.4162G	109.14	Inf	-Inf	32.20	3	Vertical	223	3.00	-	76.94	27.45	4.75	-
AV	2.4858G	47.66	54.00	-6.34	32.49	3	Vertical	223	3.00	-	15.17	27.66	4.83	-
PK	2.3796G	73.80	74.00	-0.20	32.05	3	Vertical	223	3.00	-	41.75	27.34	4.71	-
PK	2.4138G	114.77	Inf	-Inf	32.19	3	Vertical	223	3.00	-	82.58	27.44	4.75	-
PK	2.4864G	61.78	74.00	-12.22	32.49	3	Vertical	223	3.00	-	29.29	27.66	4.83	-

802.11ax HEW40-BF_Nss1,(MCS0)_2TX

2427MHz_TX

04/10/2019

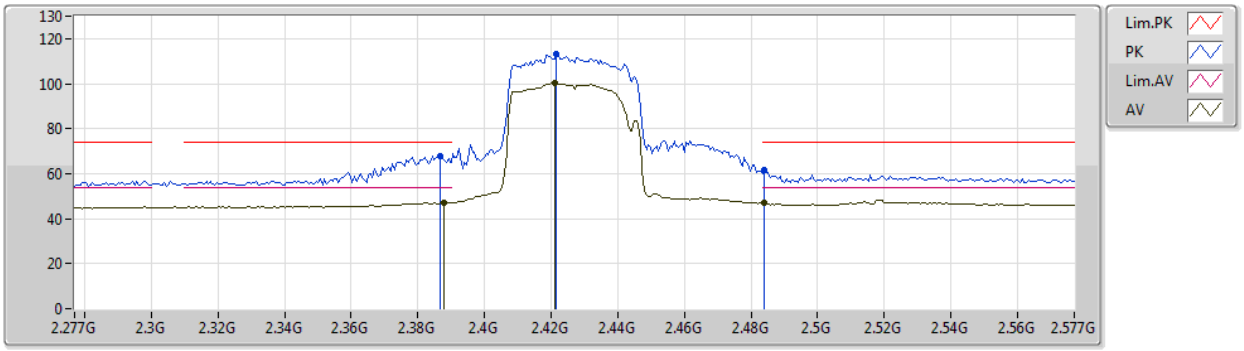

Type	Freq	Level	Limit	Margin	Factor	Dist	Condition	Azimuth	Height	Comment	Raw	AF	CL	PA
	(Hz)	(dBuV/m)	(dBuV/m)	(dB)	(dB)	(m)		(°)	(m)		(dBuV)	(dB)	(dB)	(dB)
AV	2.388G	47.21	54.00	-6.79	32.08	3	Horizontal	251	2.29	-	15.13	27.36	4.72	-
AV	2.421G	100.20	Inf	-Inf	32.21	3	Horizontal	251	2.29	-	67.99	27.46	4.75	-
AV	2.484G	46.80	54.00	-7.20	32.48	3	Horizontal	251	2.29	-	14.32	27.65	4.83	-
PK	2.3868G	68.00	74.00	-6.00	32.07	3	Horizontal	251	2.29	-	35.93	27.36	4.71	-
PK	2.4216G	113.09	Inf	-Inf	32.22	3	Horizontal	251	2.29	-	80.87	27.46	4.76	-
PK	2.484G	61.42	74.00	-12.58	32.48	3	Horizontal	251	2.29	-	28.94	27.65	4.83	-

802.11ax HEW40-BF_Nss1,(MCS0)_2TX

2437MHz_TX

04/10/2019

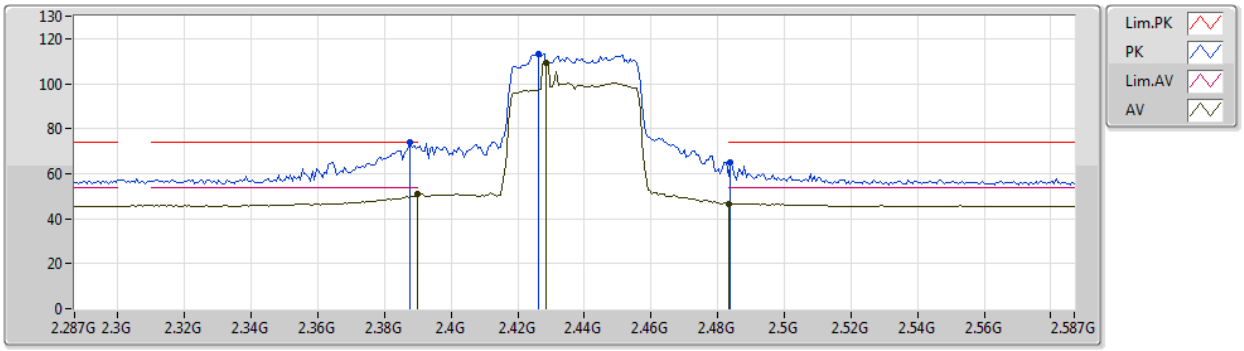

Type	Freq	Level	Limit	Margin	Factor	Dist	Condition	Azimuth	Height	Comment	Raw	AF	CL	PA
	(Hz)	(dBuV/m)	(dBuV/m)	(dB)	(dB)	(m)		(°)	(m)		(dBuV)	(dB)	(dB)	(dB)
AV	2.39G	50.73	54.00	-3.27	32.09	3	Vertical	139	1.75	-	18.64	27.37	4.72	-
AV	2.4286G	109.30	Inf	-Inf	32.25	3	Vertical	139	1.75	-	77.05	27.49	4.76	-
AV	2.4835G	46.69	54.00	-7.31	32.48	3	Vertical	139	1.75	-	14.21	27.65	4.83	-
PK	2.3878G	73.74	74.00	-0.26	32.08	3	Vertical	139	1.75	-	41.66	27.36	4.72	-
PK	2.4262G	113.34	Inf	-Inf	32.24	3	Vertical	139	1.75	-	81.10	27.48	4.76	-
PK	2.4838G	65.03	74.00	-8.97	32.48	3	Vertical	139	1.75	-	32.55	27.65	4.83	-

802.11ax HEW40-BF_Nss1,(MCS0)_2TX

2437MHz_TX

04/10/2019

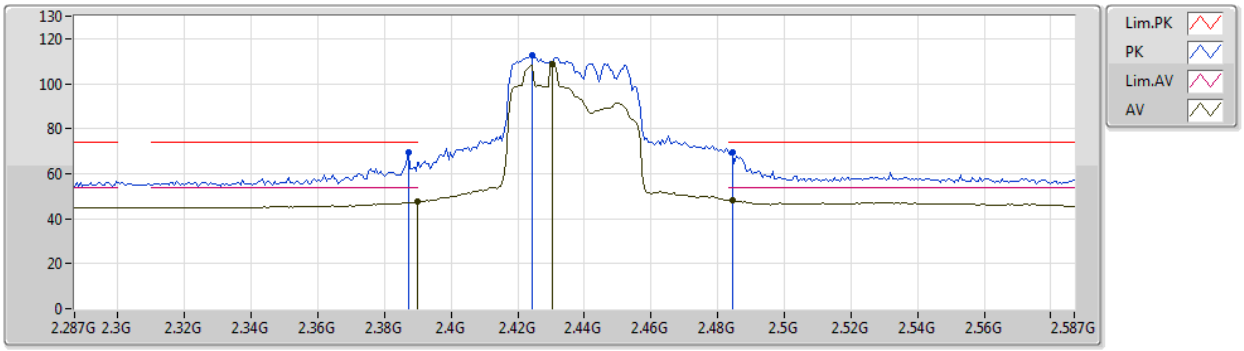

Type	Freq	Level	Limit	Margin	Factor	Dist	Condition	Azimuth	Height	Comment	Raw	AF	CL	PA
	(Hz)	(dBuV/m)	(dBuV/m)	(dB)	(dB)	(m)		(°)	(m)		(dBuV)	(dB)	(dB)	(dB)
AV	2.39G	47.35	54.00	-6.65	32.09	3	Horizontal	250	2.31	-	15.26	27.37	4.72	-
AV	2.4304G	108.59	Inf	-Inf	32.26	3	Horizontal	250	2.31	-	76.33	27.49	4.77	-
AV	2.4844G	48.40	54.00	-5.60	32.48	3	Horizontal	250	2.31	-	15.92	27.65	4.83	-
PK	2.3872G	69.59	74.00	-4.41	32.08	3	Horizontal	250	2.31	-	37.51	27.36	4.72	-
PK	2.4244G	112.55	Inf	-Inf	32.23	3	Horizontal	250	2.31	-	80.32	27.47	4.76	-
PK	2.4844G	69.45	74.00	-4.55	32.48	3	Horizontal	250	2.31	-	36.97	27.65	4.83	-

802.11ax HEW40-BF_Nss1,(MCS0)_2TX

2437MHz_TX

04/10/2019

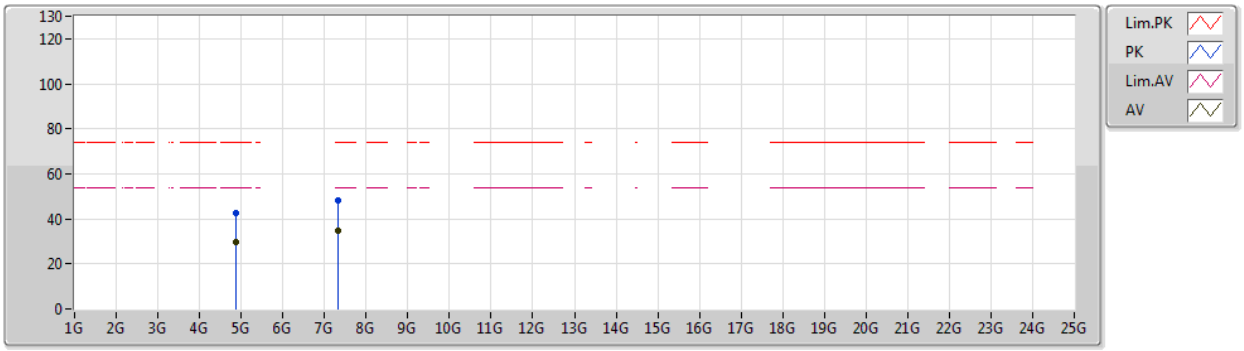

Type	Freq	Level	Limit	Margin	Factor	Dist	Condition	Azimuth	Height	Comment	Raw	AF	CL	PA
	(Hz)	(dBuV/m)	(dBuV/m)	(dB)	(dB)	(m)		(°)	(m)		(dBuV)	(dB)	(dB)	(dB)
AV	4.88768G	29.48	54.00	-24.52	3.85	3	Vertical	138	1.49	-	25.63	31.50	6.81	34.46
AV	7.3182G	34.78	54.00	-19.22	9.90	3	Vertical	159	1.42	-	24.88	36.03	8.62	34.75
PK	4.87562G	42.83	74.00	-31.17	3.82	3	Vertical	138	1.49	-	39.01	31.48	6.81	34.47
PK	7.31754G	48.06	74.00	-25.94	9.90	3	Vertical	159	1.42	-	38.16	36.03	8.62	34.75

802.11ax HEW40-BF_Nss1,(MCS0)_2TX

2437MHz_TX

04/10/2019

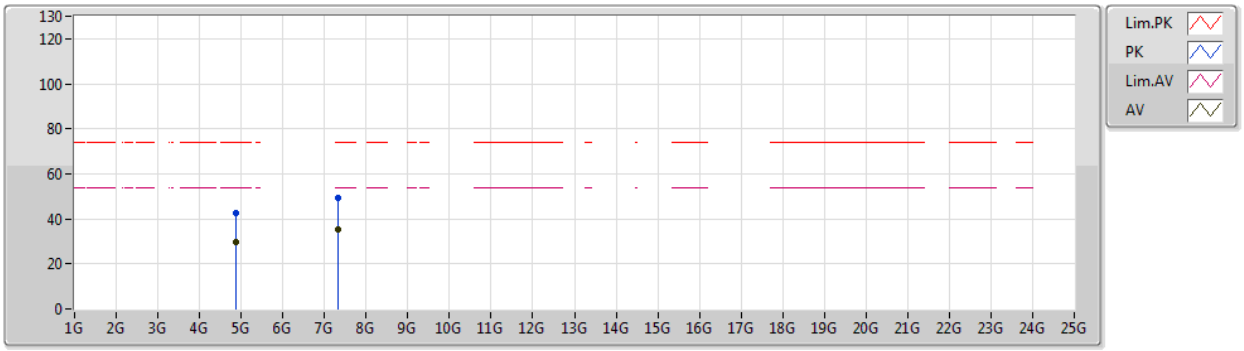

Type	Freq	Level	Limit	Margin	Factor	Dist	Condition	Azimuth	Height	Comment	Raw	AF	CL	PA
	(Hz)	(dBuV/m)	(dBuV/m)	(dB)	(dB)	(m)		(°)	(m)		(dBuV)	(dB)	(dB)	(dB)
AV	4.87508G	29.61	54.00	-24.39	3.82	3	Horizontal	140	2.47	-	25.79	31.48	6.81	34.47
AV	7.31274G	35.13	54.00	-18.87	9.88	3	Horizontal	285	1.50	-	25.25	36.01	8.61	34.74
PK	4.87376G	42.72	74.00	-31.28	3.81	3	Horizontal	140	2.47	-	38.91	31.47	6.81	34.47
PK	7.3182G	49.31	74.00	-24.69	9.90	3	Horizontal	285	1.50	-	39.41	36.03	8.62	34.75

802.11ax HEW40-BF_Nss1,(MCS0)_2TX

2452MHz_TX

04/10/2019

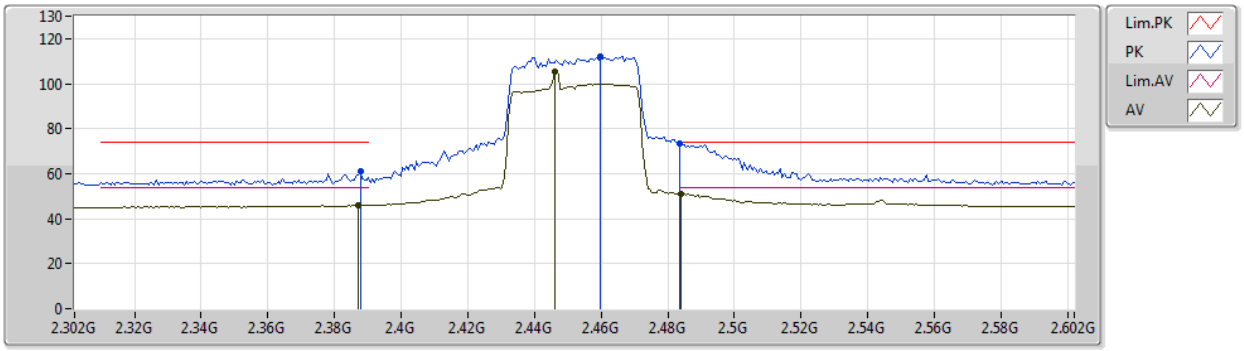

Type	Freq	Level	Limit	Margin	Factor	Dist	Condition	Azimuth	Height	Comment	Raw	AF	CL	PA
	(Hz)	(dBuV/m)	(dBuV/m)	(dB)	(dB)	(m)		(°)	(m)		(dBuV)	(dB)	(dB)	(dB)
AV	2.3872G	45.97	54.00	-8.03	32.08	3	Vertical	189	1.26	-	13.89	27.36	4.72	-
AV	2.446G	105.62	Inf	-Inf	32.32	3	Vertical	189	1.26	-	73.30	27.54	4.78	-
AV	2.4838G	50.88	54.00	-3.12	32.48	3	Vertical	189	1.26	-	18.40	27.65	4.83	-
PK	2.3878G	60.81	74.00	-13.19	32.08	3	Vertical	189	1.26	-	28.73	27.36	4.72	-
PK	2.4598G	112.04	Inf	-Inf	32.38	3	Vertical	189	1.26	-	79.66	27.58	4.80	-
PK	2.4835G	73.41	74.00	-0.59	32.48	3	Vertical	189	1.26	-	40.93	27.65	4.83	-

802.11ax HEW40-BF_Nss1,(MCS0)_2TX

2452MHz_TX

04/10/2019

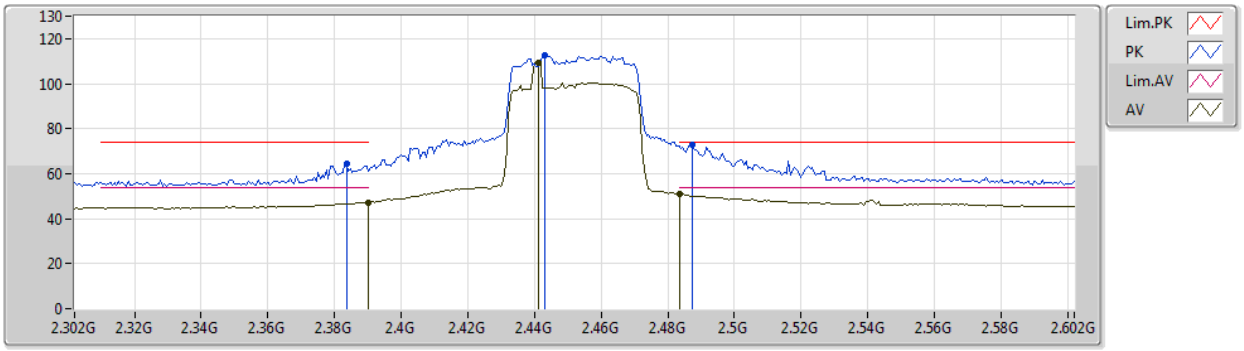

Type	Freq	Level	Limit	Margin	Factor	Dist	Condition	Azimuth	Height	Comment	Raw	AF	CL	PA
	(Hz)	(dBuV/m)	(dBuV/m)	(dB)	(dB)	(m)		(°)	(m)		(dBuV)	(dB)	(dB)	(dB)
AV	2.39G	47.33	54.00	-6.67	32.09	3	Horizontal	107	2.32	-	15.24	27.37	4.72	-
AV	2.4412G	109.29	Inf	-Inf	32.30	3	Horizontal	107	2.32	-	76.99	27.52	4.78	-
AV	2.4835G	51.19	54.00	-2.81	32.48	3	Horizontal	107	2.32	-	18.71	27.65	4.83	-
PK	2.3836G	64.58	74.00	-9.42	32.06	3	Horizontal	107	2.32	-	32.52	27.35	4.71	-
PK	2.443G	112.87	Inf	-Inf	32.31	3	Horizontal	107	2.32	-	80.56	27.53	4.78	-
PK	2.4874G	72.71	74.00	-1.29	32.49	3	Horizontal	107	2.32	-	40.22	27.66	4.83	-

802.11ax HEW40-BF_Nss1,(MCS0)_2TX

2452MHz_TX

04/10/2019

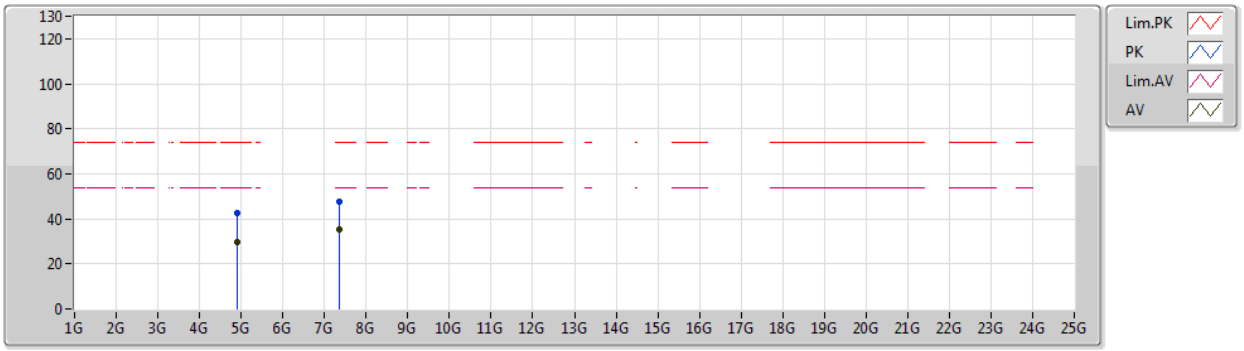

Type	Freq	Level	Limit	Margin	Factor	Dist	Condition	Azimuth	Height	Comment	Raw	AF	CL	PA
	(Hz)	(dBuV/m)	(dBuV/m)	(dB)	(dB)	(m)		(°)	(m)		(dBuV)	(dB)	(dB)	(dB)
AV	4.91G	29.54	54.00	-24.46	3.90	3	Vertical	190	1.49	-	25.64	31.54	6.82	34.46
AV	7.37052G	35.37	54.00	-18.63	10.04	3	Vertical	101	1.48	-	25.33	36.16	8.64	34.76
PK	4.9022G	42.43	74.00	-31.57	3.88	3	Vertical	190	1.49	-	38.55	31.52	6.82	34.46
PK	7.36434G	47.87	74.00	-26.13	10.03	3	Vertical	101	1.48	-	37.84	36.15	8.64	34.76

802.11ax HEW40-BF_Nss1,(MCS0)_2TX

2452MHz_TX

04/10/2019

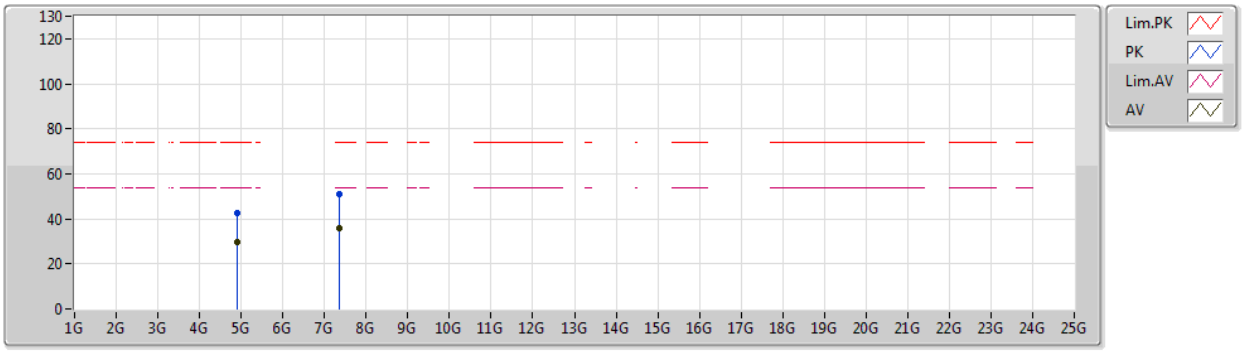

Type	Freq	Level	Limit	Margin	Factor	Dist	Condition	Azimuth	Height	Comment	Raw	AF	CL	PA
	(Hz)	(dBuV/m)	(dBuV/m)	(dB)	(dB)	(m)		(°)	(m)		(dBuV)	(dB)	(dB)	(dB)
PK	4.91216G	42.80	74.00	-31.20	3.90	3	Horizontal	132	1.22	-	38.90	31.54	6.82	34.46
AV	4.90544G	29.42	54.00	-24.58	3.89	3	Horizontal	132	1.22	-	25.53	31.53	6.82	34.46
PK	7.34496G	50.97	74.00	-23.03	9.98	3	Horizontal	156	1.19	-	40.99	36.10	8.63	34.75
AV	7.3686G	35.63	54.00	-18.37	10.04	3	Horizontal	156	1.19	-	25.59	36.16	8.64	34.76

Summary

Mode	Result	Type	Freq (Hz)	Level (dBuV/m)	Limit (dBuV/m)	Margin (dB)	Dist (m)	Condition	Azimuth (°)	Height (m)	Comments
2.4-2.4835GHz	-	-	-	-	-	-	-	-	-	-	-
802.11ax HEW40-BF_Nss1,(MCS0)_2TX	Pass	QP	681.84M	45.34	46.00	-0.66	3	Horizontal	58	1.31	-

Result

Mode	Result	Type	Freq (Hz)	Level (dBuV/m)	Limit (dBuV/m)	Margin (dB)	Dist (m)	Condition	Azimuth (°)	Height (m)	Comments
802.11ax HEW40-BF_Nss1,(MCS0)_2TX	-	-	-	-	-	-	-	-	-	-	-
2437MHz	Pass	PK	101.78M	37.18	43.50	-6.32	3	Vertical	0	1.00	-
2437MHz	Pass	PK	138.64M	37.16	43.50	-6.34	3	Vertical	0	1.00	-
2437MHz	Pass	PK	249.22M	32.85	46.00	-13.15	3	Vertical	0	1.00	-
2437MHz	Pass	PK	332.64M	35.97	46.00	-10.03	3	Vertical	0	1.00	-
2437MHz	Pass	PK	367.56M	34.69	46.00	-11.31	3	Vertical	0	1.00	-
2437MHz	Pass	PK	538.28M	39.64	46.00	-6.36	3	Vertical	0	1.00	-
2437MHz	Pass	PK	249.22M	37.90	46.00	-8.10	3	Horizontal	360	1.00	-
2437MHz	Pass	PK	328.76M	37.37	46.00	-8.63	3	Horizontal	360	1.00	-
2437MHz	Pass	PK	487.84M	42.94	46.00	-3.06	3	Horizontal	360	1.00	-
2437MHz	Pass	QP	101.78M	40.49	43.50	-3.01	3	Horizontal	152	1.85	-
2437MHz	Pass	QP	513.06M	42.82	46.00	-3.18	3	Horizontal	213	1.59	-
2437MHz	Pass	QP	681.84M	45.34	46.00	-0.66	3	Horizontal	58	1.31	-

802.11ax HEW40-BF_Nss1,(MCS0)_2TX

2437MHz_PoE

15/10/2019

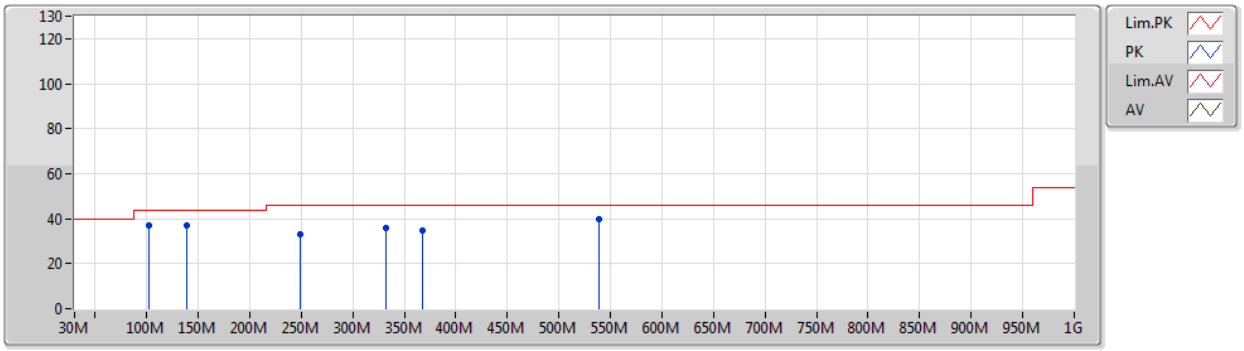

Type	Freq	Level	Limit	Margin	Factor	Dist	Condition	Azimuth	Height	Comment	Raw	AF	CL	PA
	(Hz)	(dBuV/m)	(dBuV/m)	(dB)	(dB)	(m)		(°)	(m)		(dBuV)	(dB)	(dB)	(dB)
PK	101.78M	37.18	43.50	-6.32	-20.75	3	Vertical	0	1.00	-	57.93	15.20	0.82	36.77
PK	138.64M	37.16	43.50	-6.34	-19.17	3	Vertical	0	1.00	-	56.33	16.50	0.95	36.62
PK	249.22M	32.85	46.00	-13.15	-17.58	3	Vertical	0	1.00	-	50.43	17.55	1.29	36.42
PK	332.64M	35.97	46.00	-10.03	-16.10	3	Vertical	0	1.00	-	52.07	18.90	1.53	36.53
PK	367.56M	34.69	46.00	-11.31	-15.14	3	Vertical	0	1.00	-	49.83	19.83	1.62	36.59
PK	538.28M	39.64	46.00	-6.36	-11.81	3	Vertical	0	1.00	-	51.45	23.24	1.98	37.03

802.11ax HEW40-BF_Nss1,(MCS0)_2TX

2437MHz_PoE

15/10/2019

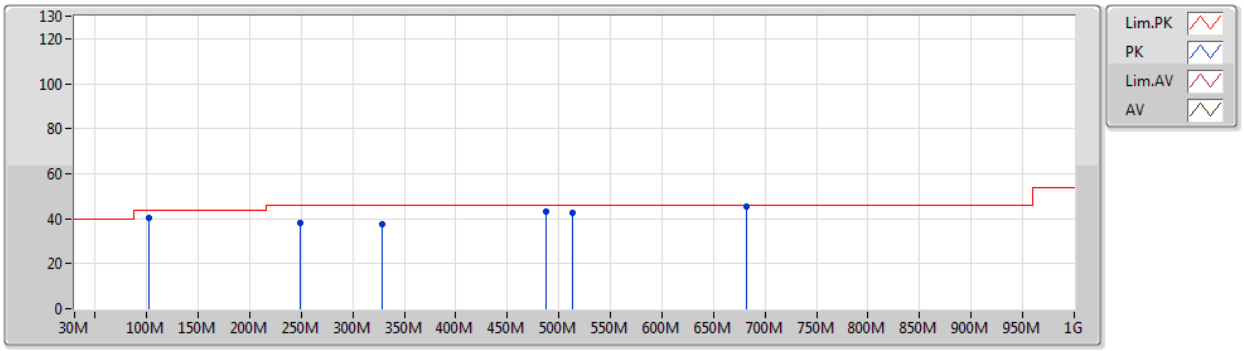

Type	Freq	Level	Limit	Margin	Factor	Dist	Condition	Azimuth	Height	Comment	Raw	AF	CL	PA
	(Hz)	(dBuV/m)	(dBuV/m)	(dB)	(dB)	(m)		(°)	(m)		(dBuV)	(dB)	(dB)	(dB)
PK	249.22M	37.90	46.00	-8.10	-17.58	3	Horizontal	360	1.00	-	55.48	17.55	1.29	36.42
PK	328.76M	37.37	46.00	-8.63	-16.22	3	Horizontal	360	1.00	-	53.59	18.79	1.52	36.53
PK	487.84M	42.94	46.00	-3.06	-12.22	3	Horizontal	360	1.00	-	55.16	22.79	1.87	36.88
QP	101.78M	40.49	43.50	-3.01	-20.75	3	Horizontal	152	1.85	-	61.24	15.20	0.82	36.77
QP	513.06M	42.82	46.00	-3.18	-11.97	3	Horizontal	213	1.59	-	54.79	23.07	1.92	36.96
QP	681.84M	45.34	46.00	-0.66	-9.74	3	Horizontal	58	1.31	-	55.08	25.34	2.25	37.33

Summary

Mode	Result	Type	Freq (Hz)	Level (dBuV/m)	Limit (dBuV/m)	Margin (dB)	Dist (m)	Condition	Azimuth (°)	Height (m)	Comments
2.4-2.4835GHz	-	-	-	-	-	-	-	-	-	-	-
802.11ax HEW20-BF_Nss1,(MCS0)_2TX	Pass	AV	2.4838G	53.80	54.00	-0.20	3	Vertical	25	1.15	-
802.11ax HEW40-BF_Nss1,(MCS0)_2TX	Pass	AV	2.39G	53.84	54.00	-0.16	3	Horizontal	126	0.99	-

Result

Mode	Result	Type	Freq (Hz)	Level (dBuV/m)	Limit (dBuV/m)	Margin (dB)	Dist (m)	Condition	Azimuth (°)	Height (m)	Comments
802.11ax HEW20-BF_Nss1,(MCS0)_2TX	-	-	-	-	-	-	-	-	-	-	-
2412MHz	Pass	AV	2.3898G	53.01	54.00	-0.99	3	Vertical	155	1.86	-
2412MHz	Pass	AV	2.4144G	107.42	Inf	-Inf	3	Vertical	155	1.86	-
2412MHz	Pass	AV	2.4835G	46.33	54.00	-7.67	3	Vertical	155	1.86	-
2412MHz	Pass	PK	2.3898G	73.70	74.00	-0.30	3	Vertical	155	1.86	-
2412MHz	Pass	PK	2.4042G	113.43	Inf	-Inf	3	Vertical	155	1.86	-
2412MHz	Pass	PK	2.4858G	57.88	74.00	-16.12	3	Vertical	155	1.86	-
2412MHz	Pass	AV	2.3898G	53.31	54.00	-0.69	3	Horizontal	198	1.48	-
2412MHz	Pass	AV	2.4108G	106.66	Inf	-Inf	3	Horizontal	198	1.48	-
2412MHz	Pass	AV	2.499G	45.18	54.00	-8.82	3	Horizontal	198	1.48	-
2412MHz	Pass	PK	2.3886G	71.46	74.00	-2.54	3	Horizontal	198	1.48	-
2412MHz	Pass	PK	2.4144G	112.80	Inf	-Inf	3	Horizontal	198	1.48	-
2412MHz	Pass	PK	2.4918G	57.38	74.00	-16.62	3	Horizontal	198	1.48	-
2412MHz	Pass	AV	4.824G	46.18	54.00	-7.82	3	Vertical	241	1.49	-
2412MHz	Pass	PK	4.82406G	49.58	74.00	-24.42	3	Vertical	241	1.49	-
2412MHz	Pass	AV	4.82388G	45.84	54.00	-8.16	3	Horizontal	140	1.49	-
2412MHz	Pass	PK	4.824G	49.78	74.00	-24.22	3	Horizontal	140	1.49	-
2417MHz	Pass	AV	2.39G	52.90	54.00	-1.10	3	Vertical	163	1.00	-
2417MHz	Pass	AV	2.42G	105.82	Inf	-Inf	3	Vertical	163	1.00	-
2417MHz	Pass	AV	2.4835G	46.61	54.00	-7.39	3	Vertical	163	1.00	-
2417MHz	Pass	PK	2.39G	73.55	74.00	-0.45	3	Vertical	163	1.00	-
2417MHz	Pass	PK	2.4086G	115.66	Inf	-Inf	3	Vertical	163	1.00	-
2417MHz	Pass	PK	2.4842G	59.22	74.00	-14.78	3	Vertical	163	1.00	-
2417MHz	Pass	AV	2.39G	52.42	54.00	-1.58	3	Horizontal	124	2.79	-
2417MHz	Pass	AV	2.4152G	110.87	Inf	-Inf	3	Horizontal	124	2.79	-
2417MHz	Pass	AV	2.4854G	45.90	54.00	-8.10	3	Horizontal	124	2.79	-
2417MHz	Pass	PK	2.3798G	70.36	74.00	-3.64	3	Horizontal	124	2.79	-
2417MHz	Pass	PK	2.4152G	114.39	Inf	-Inf	3	Horizontal	124	2.79	-
2417MHz	Pass	PK	2.4878G	57.68	74.00	-16.32	3	Horizontal	124	2.79	-
2437MHz	Pass	AV	2.3896G	51.08	54.00	-2.92	3	Vertical	25	1.15	-
2437MHz	Pass	AV	2.4364G	102.42	Inf	-Inf	3	Vertical	25	1.15	-
2437MHz	Pass	AV	2.4838G	53.80	54.00	-0.20	3	Vertical	25	1.15	-
2437MHz	Pass	PK	2.3872G	65.65	74.00	-8.35	3	Vertical	25	1.15	-
2437MHz	Pass	PK	2.4454G	114.31	Inf	-Inf	3	Vertical	25	1.15	-
2437MHz	Pass	PK	2.488G	71.82	74.00	-2.18	3	Vertical	25	1.15	-
2437MHz	Pass	AV	2.39G	52.46	54.00	-1.54	3	Horizontal	301	1.00	-
2437MHz	Pass	AV	2.4352G	111.92	Inf	-Inf	3	Horizontal	301	1.00	-
2437MHz	Pass	AV	2.4835G	52.18	54.00	-1.82	3	Horizontal	301	1.00	-
2437MHz	Pass	PK	2.3884G	69.05	74.00	-4.95	3	Horizontal	301	1.00	-
2437MHz	Pass	PK	2.4364G	116.59	Inf	-Inf	3	Horizontal	301	1.00	-
2437MHz	Pass	PK	2.4874G	69.80	74.00	-4.20	3	Horizontal	301	1.00	-
2437MHz	Pass	AV	4.87397G	49.19	54.00	-4.81	3	Vertical	340	1.14	-
2437MHz	Pass	AV	7.306G	44.08	54.00	-9.92	3	Vertical	12	1.50	-
2437MHz	Pass	PK	4.87402G	51.49	74.00	-22.51	3	Vertical	340	1.14	-
2437MHz	Pass	PK	7.2912G	60.43	74.00	-13.57	3	Vertical	12	1.50	-
2437MHz	Pass	AV	4.87402G	50.66	54.00	-3.34	3	Horizontal	63	1.25	-
2437MHz	Pass	AV	7.309G	47.73	54.00	-6.27	3	Horizontal	84	1.66	-
2437MHz	Pass	PK	4.87395G	53.11	74.00	-20.89	3	Horizontal	63	1.25	-

Level (dBuV/m) = Raw(Read Level) + AF(Antenna Factor) + CL(Cable Loss) - PA(Preamp Factor)

Mode	Result	Type	Freq (Hz)	Level (dBuV/m)	Limit (dBuV/m)	Margin (dB)	Dist (m)	Condition	Azimuth (°)	Height (m)	Comments
2437MHz	Pass	PK	7.3066G	60.58	74.00	-13.42	3	Horizontal	84	1.66	-
2457MHz	Pass	AV	2.3886G	45.55	54.00	-8.45	3	Vertical	150	1.52	-
2457MHz	Pass	AV	2.4564G	109.76	Inf	-Inf	3	Vertical	150	1.52	-
2457MHz	Pass	AV	2.4835G	51.98	54.00	-2.02	3	Vertical	150	1.52	-
2457MHz	Pass	PK	2.385G	57.52	74.00	-16.48	3	Vertical	150	1.52	-
2457MHz	Pass	PK	2.4582G	113.72	Inf	-Inf	3	Vertical	150	1.52	-
2457MHz	Pass	PK	2.4846G	73.71	74.00	-0.29	3	Vertical	150	1.52	-
2457MHz	Pass	AV	2.3592G	46.11	54.00	-7.89	3	Horizontal	127	1.17	-
2457MHz	Pass	AV	2.4504G	101.92	Inf	-Inf	3	Horizontal	127	1.17	-
2457MHz	Pass	AV	2.4835G	49.80	54.00	-4.20	3	Horizontal	127	1.17	-
2457MHz	Pass	PK	2.3478G	57.82	74.00	-16.18	3	Horizontal	127	1.17	-
2457MHz	Pass	PK	2.4534G	114.23	Inf	-Inf	3	Horizontal	127	1.17	-
2457MHz	Pass	PK	2.4835G	72.15	74.00	-1.85	3	Horizontal	127	1.17	-
2462MHz	Pass	AV	2.3594G	45.27	54.00	-8.73	3	Vertical	197	2.17	-
2462MHz	Pass	AV	2.4614G	105.83	Inf	-Inf	3	Vertical	197	2.17	-
2462MHz	Pass	AV	2.4842G	53.44	54.00	-0.56	3	Vertical	197	2.17	-
2462MHz	Pass	PK	2.3612G	57.19	74.00	-16.81	3	Vertical	197	2.17	-
2462MHz	Pass	PK	2.4704G	112.11	Inf	-Inf	3	Vertical	197	2.17	-
2462MHz	Pass	PK	2.4842G	73.33	74.00	-0.67	3	Vertical	197	2.17	-
2462MHz	Pass	AV	2.3648G	45.81	54.00	-8.19	3	Horizontal	129	1.02	-
2462MHz	Pass	AV	2.4548G	101.41	Inf	-Inf	3	Horizontal	129	1.02	-
2462MHz	Pass	AV	2.4842G	50.22	54.00	-3.78	3	Horizontal	129	1.02	-
2462MHz	Pass	PK	2.3618G	58.16	74.00	-15.84	3	Horizontal	129	1.02	-
2462MHz	Pass	PK	2.4566G	113.44	Inf	-Inf	3	Horizontal	129	1.02	-
2462MHz	Pass	PK	2.4848G	72.69	74.00	-1.31	3	Horizontal	129	1.02	-
2462MHz	Pass	AV	4.92352G	43.37	54.00	-10.63	3	Vertical	206	1.25	-
2462MHz	Pass	AV	7.38528G	43.07	54.00	-10.93	3	Vertical	169	2.09	-
2462MHz	Pass	PK	4.92406G	53.26	74.00	-20.74	3	Vertical	206	1.25	-
2462MHz	Pass	PK	7.37418G	58.74	74.00	-15.26	3	Vertical	169	2.09	-
2462MHz	Pass	AV	4.92412G	50.46	54.00	-3.54	3	Horizontal	240	1.49	-
2462MHz	Pass	AV	7.38522G	44.25	54.00	-9.75	3	Horizontal	268	2.57	-
2462MHz	Pass	PK	4.91488G	59.20	74.00	-14.80	3	Horizontal	240	1.49	-
2462MHz	Pass	PK	7.38504G	55.91	74.00	-18.09	3	Horizontal	268	2.57	-
802.11ax HEW40-BF_Nss1,(MCS0)_2TX	-	-	-	-	-	-	-	-	-	-	-
2422MHz	Pass	AV	2.3734G	53.44	54.00	-0.56	3	Vertical	160	1.02	-
2422MHz	Pass	AV	2.4082G	98.78	Inf	-Inf	3	Vertical	160	1.02	-
2422MHz	Pass	AV	2.4922G	49.31	54.00	-4.69	3	Vertical	160	1.02	-
2422MHz	Pass	PK	2.3776G	71.45	74.00	-2.55	3	Vertical	160	1.02	-
2422MHz	Pass	PK	2.4064G	110.18	Inf	-Inf	3	Vertical	160	1.02	-
2422MHz	Pass	PK	2.4964G	67.20	74.00	-6.80	3	Vertical	160	1.02	-
2422MHz	Pass	AV	2.3866G	51.75	54.00	-2.25	3	Horizontal	253	1.66	-
2422MHz	Pass	AV	2.4112G	104.58	Inf	-Inf	3	Horizontal	253	1.66	-
2422MHz	Pass	AV	2.4838G	46.57	54.00	-7.43	3	Horizontal	253	1.66	-
2422MHz	Pass	PK	2.3872G	73.12	74.00	-0.88	3	Horizontal	253	1.66	-
2422MHz	Pass	PK	2.431G	109.25	Inf	-Inf	3	Horizontal	253	1.66	-
2422MHz	Pass	PK	2.4874G	59.80	74.00	-14.20	3	Horizontal	253	1.66	-
2422MHz	Pass	AV	4.83218G	31.78	54.00	-22.22	3	Vertical	164	1.48	-
2422MHz	Pass	AV	7.26396G	35.03	54.00	-18.97	3	Vertical	0	1.38	-
2422MHz	Pass	PK	4.84394G	48.62	74.00	-25.38	3	Vertical	164	1.48	-

Remark :

Level (dBuV/m) = Raw(Read Level) + AF(Antenna Factor) + CL(Cable Loss) - PA(Preamp Factor)

Mode	Result	Type	Freq (Hz)	Level (dBuV/m)	Limit (dBuV/m)	Margin (dB)	Dist (m)	Condition	Azimuth (°)	Height (m)	Comments
2422MHz	Pass	PK	7.25892G	48.07	74.00	-25.93	3	Vertical	0	1.38	-
2422MHz	Pass	AV	4.83206G	35.01	54.00	-18.99	3	Horizontal	242	1.34	-
2422MHz	Pass	AV	7.27962G	35.43	54.00	-18.57	3	Horizontal	263	1.48	-
2422MHz	Pass	PK	4.84412G	49.79	74.00	-24.21	3	Horizontal	242	1.34	-
2422MHz	Pass	PK	7.26246G	52.00	74.00	-22.00	3	Horizontal	263	1.48	-
2427MHz	Pass	AV	2.388G	53.45	54.00	-0.55	3	Vertical	150	1.52	-
2427MHz	Pass	AV	2.4162G	104.47	Inf	-Inf	3	Vertical	150	1.52	-
2427MHz	Pass	AV	2.4888G	47.29	54.00	-6.71	3	Vertical	150	1.52	-
2427MHz	Pass	PK	2.3892G	70.73	74.00	-3.27	3	Vertical	150	1.52	-
2427MHz	Pass	PK	2.4114G	110.27	Inf	-Inf	3	Vertical	150	1.52	-
2427MHz	Pass	PK	2.4852G	62.94	74.00	-11.06	3	Vertical	150	1.52	-
2427MHz	Pass	AV	2.3898G	50.71	54.00	-3.29	3	Horizontal	254	1.43	-
2427MHz	Pass	AV	2.4186G	104.08	Inf	-Inf	3	Horizontal	254	1.43	-
2427MHz	Pass	AV	2.484G	47.27	54.00	-6.73	3	Horizontal	254	1.43	-
2427MHz	Pass	PK	2.3874G	70.09	74.00	-3.91	3	Horizontal	254	1.43	-
2427MHz	Pass	PK	2.418G	107.87	Inf	-Inf	3	Horizontal	254	1.43	-
2427MHz	Pass	PK	2.484G	63.39	74.00	-10.61	3	Horizontal	254	1.43	-
2437MHz	Pass	AV	2.389G	46.94	54.00	-7.06	3	Vertical	163	1.00	-
2437MHz	Pass	AV	2.4262G	105.16	Inf	-Inf	3	Vertical	163	1.00	-
2437MHz	Pass	AV	2.4835G	51.28	54.00	-2.72	3	Vertical	163	1.00	-
2437MHz	Pass	PK	2.3878G	68.95	74.00	-5.05	3	Vertical	163	1.00	-
2437MHz	Pass	PK	2.4514G	113.04	Inf	-Inf	3	Vertical	163	1.00	-
2437MHz	Pass	PK	2.4835G	73.30	74.00	-0.70	3	Vertical	163	1.00	-
2437MHz	Pass	AV	2.39G	53.84	54.00	-0.16	3	Horizontal	126	0.99	-
2437MHz	Pass	AV	2.4286G	107.18	Inf	-Inf	3	Horizontal	126	0.99	-
2437MHz	Pass	AV	2.4838G	52.18	54.00	-1.82	3	Horizontal	126	0.99	-
2437MHz	Pass	PK	2.3872G	70.60	74.00	-3.40	3	Horizontal	126	0.99	-
2437MHz	Pass	PK	2.4388G	111.30	Inf	-Inf	3	Horizontal	126	0.99	-
2437MHz	Pass	PK	2.4835G	70.01	74.00	-3.99	3	Horizontal	126	0.99	-
2437MHz	Pass	AV	4.862G	34.08	54.00	-19.92	3	Vertical	167	1.39	-
2437MHz	Pass	AV	7.30782G	35.36	54.00	-18.64	3	Vertical	186	1.72	-
2437MHz	Pass	PK	4.87388G	49.12	74.00	-24.88	3	Vertical	167	1.39	-
2437MHz	Pass	PK	7.30716G	49.89	74.00	-24.11	3	Vertical	186	1.72	-
2437MHz	Pass	AV	4.862G	36.61	54.00	-17.39	3	Horizontal	243	1.31	-
2437MHz	Pass	AV	7.31868G	35.76	54.00	-18.24	3	Horizontal	268	1.50	-
2437MHz	Pass	PK	4.87406G	50.81	74.00	-23.19	3	Horizontal	243	1.31	-
2437MHz	Pass	PK	7.32366G	53.69	74.00	-20.31	3	Horizontal	268	1.50	-
2447MHz	Pass	AV	2.39G	45.93	54.00	-8.07	3	Vertical	164	1.14	-
2447MHz	Pass	AV	2.4362G	104.27	Inf	-Inf	3	Vertical	164	1.14	-
2447MHz	Pass	AV	2.4842G	53.75	54.00	-0.25	3	Vertical	164	1.14	-
2447MHz	Pass	PK	2.3762G	58.04	74.00	-15.96	3	Vertical	164	1.14	-
2447MHz	Pass	PK	2.4488G	110.49	Inf	-Inf	3	Vertical	164	1.14	-
2447MHz	Pass	PK	2.486G	69.83	74.00	-4.17	3	Vertical	164	1.14	-
2447MHz	Pass	AV	2.39G	47.51	54.00	-6.49	3	Horizontal	124	0.99	-
2447MHz	Pass	AV	2.435G	105.15	Inf	-Inf	3	Horizontal	124	0.99	-
2447MHz	Pass	AV	2.4835G	53.08	54.00	-0.92	3	Horizontal	124	0.99	-
2447MHz	Pass	PK	2.3792G	60.35	74.00	-13.65	3	Horizontal	124	0.99	-
2447MHz	Pass	PK	2.4482G	109.68	Inf	-Inf	3	Horizontal	124	0.99	-
2447MHz	Pass	PK	2.4908G	66.03	74.00	-7.97	3	Horizontal	124	0.99	-

Remark :

Level (dBuV/m) = Raw(Read Level) + AF(Antenna Factor) + CL(Cable Loss) - PA(Preamp Factor)

Mode	Result	Type	Freq (Hz)	Level (dBuV/m)	Limit (dBuV/m)	Margin (dB)	Dist (m)	Condition	Azimuth (°)	Height (m)	Comments
2452MHz	Pass	AV	2.3896G	46.25	54.00	-7.75	3	Vertical	150	1.65	-
2452MHz	Pass	AV	2.4436G	106.37	Inf	-Inf	3	Vertical	150	1.65	-
2452MHz	Pass	AV	2.4835G	53.71	54.00	-0.29	3	Vertical	150	1.65	-
2452MHz	Pass	PK	2.386G	58.71	74.00	-15.29	3	Vertical	150	1.65	-
2452MHz	Pass	PK	2.4412G	110.04	Inf	-Inf	3	Vertical	150	1.65	-
2452MHz	Pass	PK	2.4835G	70.92	74.00	-3.08	3	Vertical	150	1.65	-
2452MHz	Pass	AV	2.39G	46.67	54.00	-7.33	3	Horizontal	243	2.43	-
2452MHz	Pass	AV	2.4436G	103.35	Inf	-Inf	3	Horizontal	243	2.43	-
2452MHz	Pass	AV	2.4934G	53.10	54.00	-0.90	3	Horizontal	243	2.43	-
2452MHz	Pass	PK	2.3632G	58.74	74.00	-15.26	3	Horizontal	243	2.43	-
2452MHz	Pass	PK	2.4706G	109.48	Inf	-Inf	3	Horizontal	243	2.43	-
2452MHz	Pass	PK	2.4838G	69.51	74.00	-4.49	3	Horizontal	243	2.43	-
2452MHz	Pass	AV	4.892G	34.35	54.00	-19.65	3	Vertical	166	1.45	-
2452MHz	Pass	AV	7.3632G	35.69	54.00	-18.31	3	Vertical	33	2.90	-
2452MHz	Pass	PK	4.90832G	48.94	74.00	-25.06	3	Vertical	166	1.45	-
2452MHz	Pass	PK	7.36128G	48.78	74.00	-25.22	3	Vertical	33	2.90	-
2452MHz	Pass	AV	4.90484G	35.84	54.00	-18.16	3	Horizontal	360	1.48	-
2452MHz	Pass	AV	7.36752G	36.35	54.00	-17.65	3	Horizontal	267	1.54	-
2452MHz	Pass	PK	4.90394G	62.53	74.00	-11.47	3	Horizontal	360	1.48	-
2452MHz	Pass	PK	7.34754G	51.81	74.00	-22.19	3	Horizontal	267	1.54	-

802.11ax HEW20-BF_Nss1,(MCS0)_2TX

2412MHz_TX

05/10/2019

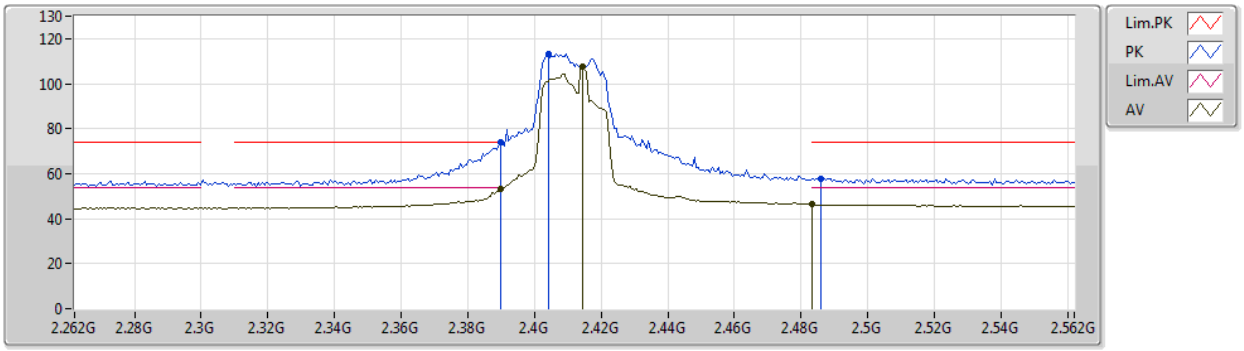

Type	Freq	Level	Limit	Margin	Factor	Dist	Condition	Azimuth	Height	Comment	Raw	AF	CL	PA
	(Hz)	(dBuV/m)	(dBuV/m)	(dB)	(dB)	(m)		(°)	(m)		(dBuV)	(dB)	(dB)	(dB)
AV	2.3898G	53.01	54.00	-0.99	32.09	3	Vertical	155	1.86	-	20.92	27.37	4.72	-
AV	2.4144G	107.42	Inf	-Inf	32.19	3	Vertical	155	1.86	-	75.23	27.44	4.75	-
AV	2.4835G	46.33	54.00	-7.67	32.48	3	Vertical	155	1.86	-	13.85	27.65	4.83	-
PK	2.3898G	73.70	74.00	-0.30	32.09	3	Vertical	155	1.86	-	41.61	27.37	4.72	-
PK	2.4042G	113.43	Inf	-Inf	32.14	3	Vertical	155	1.86	-	81.29	27.41	4.73	-
PK	2.4858G	57.88	74.00	-16.12	32.49	3	Vertical	155	1.86	-	25.39	27.66	4.83	-

802.11ax HEW20-BF_Nss1,(MCS0)_2TX

2412MHz_TX

05/10/2019

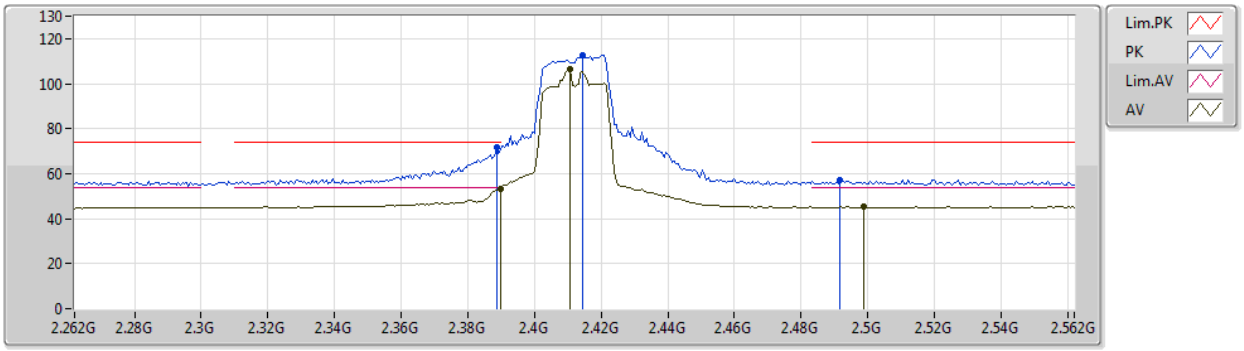

Type	Freq	Level	Limit	Margin	Factor	Dist	Condition	Azimuth	Height	Comment	Raw	AF	CL	PA
	(Hz)	(dBuV/m)	(dBuV/m)	(dB)	(dB)	(m)		(°)	(m)		(dBuV)	(dB)	(dB)	(dB)
AV	2.3898G	53.31	54.00	-0.69	32.09	3	Horizontal	198	1.48	-	21.22	27.37	4.72	-
AV	2.4108G	106.66	Inf	-Inf	32.17	3	Horizontal	198	1.48	-	74.49	27.43	4.74	-
AV	2.499G	45.18	54.00	-8.82	32.55	3	Horizontal	198	1.48	-	12.63	27.70	4.85	-
PK	2.3886G	71.46	74.00	-2.54	32.09	3	Horizontal	198	1.48	-	39.37	27.37	4.72	-
PK	2.4144G	112.80	Inf	-Inf	32.19	3	Horizontal	198	1.48	-	80.61	27.44	4.75	-
PK	2.4918G	57.38	74.00	-16.62	32.52	3	Horizontal	198	1.48	-	24.86	27.68	4.84	-

802.11ax HEW20-BF_Nss1,(MCS0)_2TX

2412MHz_TX

05/10/2019

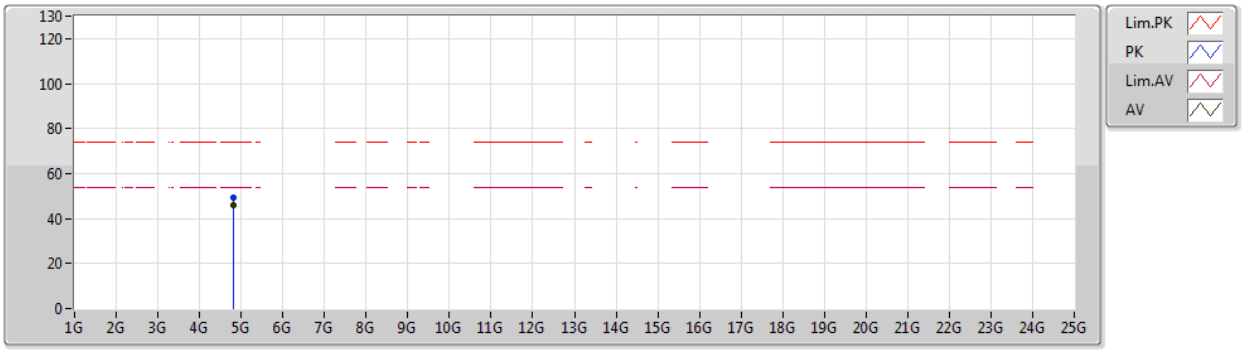

Type	Freq	Level	Limit	Margin	Factor	Dist	Condition	Azimuth	Height	Comment	Raw	AF	CL	PA
	(Hz)	(dBuV/m)	(dBuV/m)	(dB)	(dB)	(m)		(°)	(m)		(dBuV)	(dB)	(dB)	(dB)
AV	4.824G	46.18	54.00	-7.82	3.69	3	Vertical	241	1.49	-	42.49	31.38	6.79	34.48
PK	4.82406G	49.58	74.00	-24.42	3.69	3	Vertical	241	1.49	-	45.89	31.38	6.79	34.48

802.11ax HEW20-BF_Nss1,(MCS0)_2TX

2412MHz_TX

05/10/2019

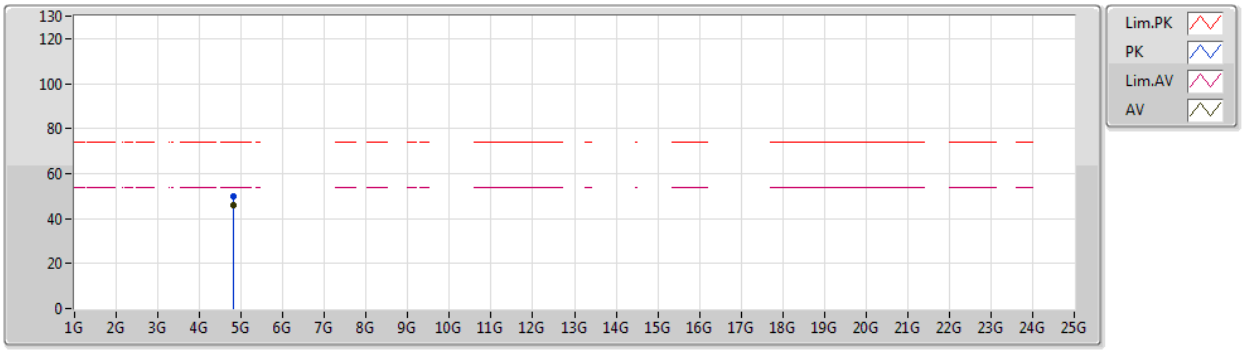

Type	Freq	Level	Limit	Margin	Factor	Dist	Condition	Azimuth	Height	Comment	Raw	AF	CL	PA
	(Hz)	(dBuV/m)	(dBuV/m)	(dB)	(dB)	(m)		(°)	(m)		(dBuV)	(dB)	(dB)	(dB)
AV	4.82388G	45.84	54.00	-8.16	3.69	3	Horizontal	140	1.49	-	42.15	31.38	6.79	34.48
PK	4.824G	49.78	74.00	-24.22	3.69	3	Horizontal	140	1.49	-	46.09	31.38	6.79	34.48

802.11ax HEW20-BF_Nss1,(MCS0)_2TX

2417MHz_TX

05/10/2019

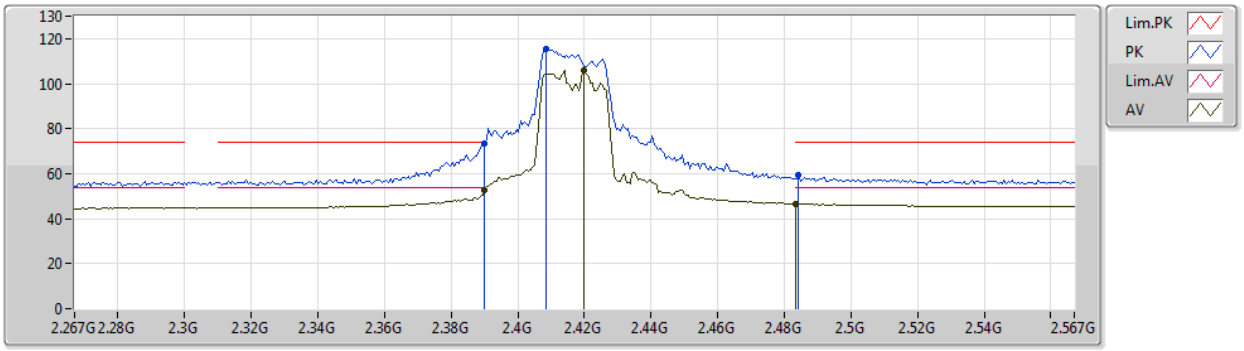

Type	Freq	Level	Limit	Margin	Factor	Dist	Condition	Azimuth	Height	Comment	Raw	AF	CL	PA
	(Hz)	(dBuV/m)	(dBuV/m)	(dB)	(dB)	(m)		(°)	(m)		(dBuV)	(dB)	(dB)	(dB)
AV	2.39G	52.90	54.00	-1.10	32.09	3	Vertical	163	1.00	-	20.81	27.37	4.72	-
AV	2.42G	105.82	Inf	-Inf	32.21	3	Vertical	163	1.00	-	73.61	27.46	4.75	-
AV	2.4835G	46.61	54.00	-7.39	32.48	3	Vertical	163	1.00	-	14.13	27.65	4.83	-
PK	2.39G	73.55	74.00	-0.45	32.09	3	Vertical	163	1.00	-	41.46	27.37	4.72	-
PK	2.4086G	115.66	Inf	-Inf	32.17	3	Vertical	163	1.00	-	83.49	27.43	4.74	-
PK	2.4842G	59.22	74.00	-14.78	32.48	3	Vertical	163	1.00	-	26.74	27.65	4.83	-

802.11ax HEW20-BF_Nss1,(MCS0)_2TX

2417MHz_TX

05/10/2019

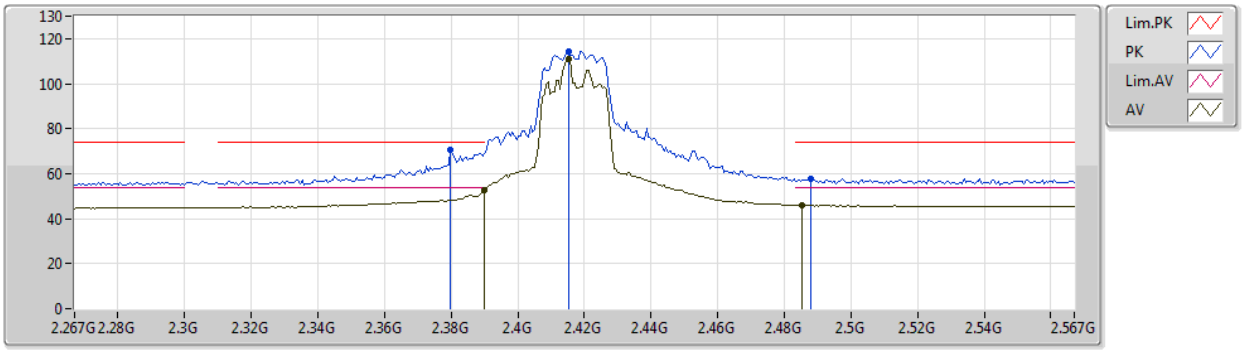

Type	Freq	Level	Limit	Margin	Factor	Dist	Condition	Azimuth	Height	Comment	Raw	AF	CL	PA
	(Hz)	(dBuV/m)	(dBuV/m)	(dB)	(dB)	(m)		(°)	(m)		(dBuV)	(dB)	(dB)	(dB)
AV	2.39G	52.42	54.00	-1.58	32.09	3	Horizontal	124	2.79	-	20.33	27.37	4.72	-
AV	2.4152G	110.87	Inf	-Inf	32.20	3	Horizontal	124	2.79	-	78.67	27.45	4.75	-
AV	2.4854G	45.90	54.00	-8.10	32.49	3	Horizontal	124	2.79	-	13.41	27.66	4.83	-
PK	2.3798G	70.36	74.00	-3.64	32.05	3	Horizontal	124	2.79	-	38.31	27.34	4.71	-
PK	2.4152G	114.39	Inf	-Inf	32.20	3	Horizontal	124	2.79	-	82.19	27.45	4.75	-
PK	2.4878G	57.68	74.00	-16.32	32.49	3	Horizontal	124	2.79	-	25.19	27.66	4.83	-

802.11ax HEW20-BF_Nss1,(MCS0)_2TX

2437MHz_TX

04/10/2019

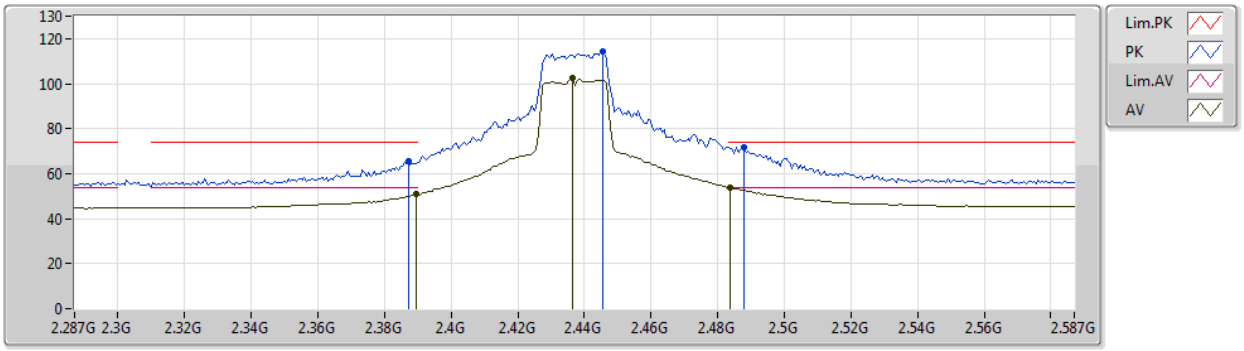

Type	Freq	Level	Limit	Margin	Factor	Dist	Condition	Azimuth	Height	Comment	Raw	AF	CL	PA
	(Hz)	(dBuV/m)	(dBuV/m)	(dB)	(dB)	(m)		(°)	(m)		(dBuV)	(dB)	(dB)	(dB)
AV	2.3896G	51.08	54.00	-2.92	32.09	3	Vertical	25	1.15	-	18.99	27.37	4.72	-
AV	2.4364G	102.42	Inf	-Inf	32.28	3	Vertical	25	1.15	-	70.14	27.51	4.77	-
AV	2.4838G	53.80	54.00	-0.20	32.48	3	Vertical	25	1.15	-	21.32	27.65	4.83	-
PK	2.3872G	65.65	74.00	-8.35	32.08	3	Vertical	25	1.15	-	33.57	27.36	4.72	-
PK	2.4454G	114.31	Inf	-Inf	32.32	3	Vertical	25	1.15	-	81.99	27.54	4.78	-
PK	2.488G	71.82	74.00	-2.18	32.49	3	Vertical	25	1.15	-	39.33	27.66	4.83	-

802.11ax HEW20-BF_Nss1,(MCS0)_2TX

2437MHz_TX

04/10/2019

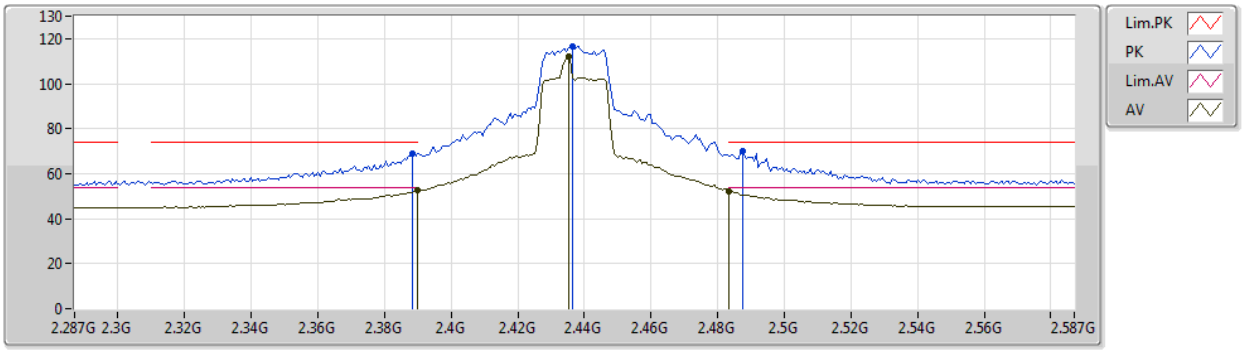

Type	Freq	Level	Limit	Margin	Factor	Dist	Condition	Azimuth	Height	Comment	Raw	AF	CL	PA
	(Hz)	(dBuV/m)	(dBuV/m)	(dB)	(dB)	(m)		(°)	(m)		(dBuV)	(dB)	(dB)	(dB)
AV	2.39G	52.46	54.00	-1.54	32.09	3	Horizontal	301	1.00	-	20.37	27.37	4.72	-
AV	2.4352G	111.92	Inf	-Inf	32.28	3	Horizontal	301	1.00	-	79.64	27.51	4.77	-
AV	2.4835G	52.18	54.00	-1.82	32.48	3	Horizontal	301	1.00	-	19.70	27.65	4.83	-
PK	2.3884G	69.05	74.00	-4.95	32.09	3	Horizontal	301	1.00	-	36.96	27.37	4.72	-
PK	2.4364G	116.59	Inf	-Inf	32.28	3	Horizontal	301	1.00	-	84.31	27.51	4.77	-
PK	2.4874G	69.80	74.00	-4.20	32.49	3	Horizontal	301	1.00	-	37.31	27.66	4.83	-

802.11ax HEW20-BF_Nss1,(MCS0)_2TX

2437MHz_TX

04/10/2019

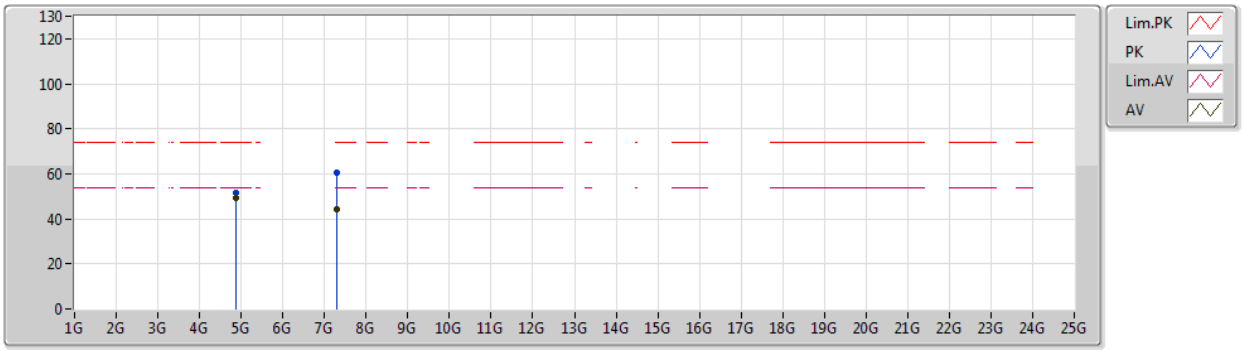

Type	Freq	Level	Limit	Margin	Factor	Dist	Condition	Azimuth	Height	Comment	Raw	AF	CL	PA
	(Hz)	(dBuV/m)	(dBuV/m)	(dB)	(dB)	(m)		(°)	(m)		(dBuV)	(dB)	(dB)	(dB)
AV	4.87397G	49.19	54.00	-4.81	3.81	3	Vertical	340	1.14	-	45.38	31.47	6.81	34.47
AV	7.306G	44.08	54.00	-9.92	9.87	3	Vertical	12	1.50	-	34.21	36.00	8.61	34.74
PK	4.87402G	51.49	74.00	-22.51	3.81	3	Vertical	340	1.14	-	47.68	31.47	6.81	34.47
PK	7.2912G	60.43	74.00	-13.57	9.82	3	Vertical	12	1.50	-	50.61	35.96	8.60	34.74

802.11ax HEW20-BF_Nss1,(MCS0)_2TX

2437MHz_TX

04/10/2019

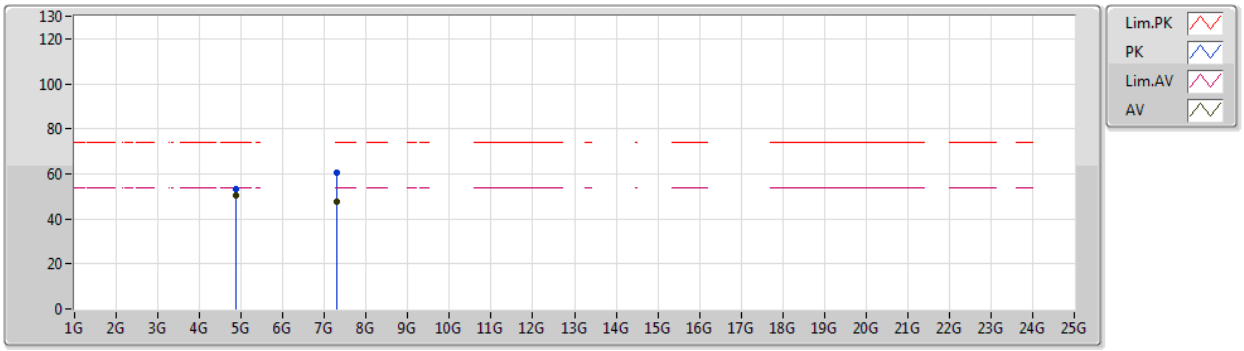

Type	Freq	Level	Limit	Margin	Factor	Dist	Condition	Azimuth	Height	Comment	Raw	AF	CL	PA
	(Hz)	(dBuV/m)	(dBuV/m)	(dB)	(dB)	(m)		(°)	(m)		(dBuV)	(dB)	(dB)	(dB)
AV	4.87402G	50.66	54.00	-3.34	3.81	3	Horizontal	63	1.25	-	46.85	31.47	6.81	34.47
AV	7.309G	47.73	54.00	-6.27	9.87	3	Horizontal	84	1.66	-	37.86	36.00	8.61	34.74
PK	4.87395G	53.11	74.00	-20.89	3.81	3	Horizontal	63	1.25	-	49.30	31.47	6.81	34.47
PK	7.3066G	60.58	74.00	-13.42	9.87	3	Horizontal	84	1.66	-	50.71	36.00	8.61	34.74

802.11ax HEW20-BF_Nss1,(MCS0)_2TX

2457MHz_TX

05/10/2019

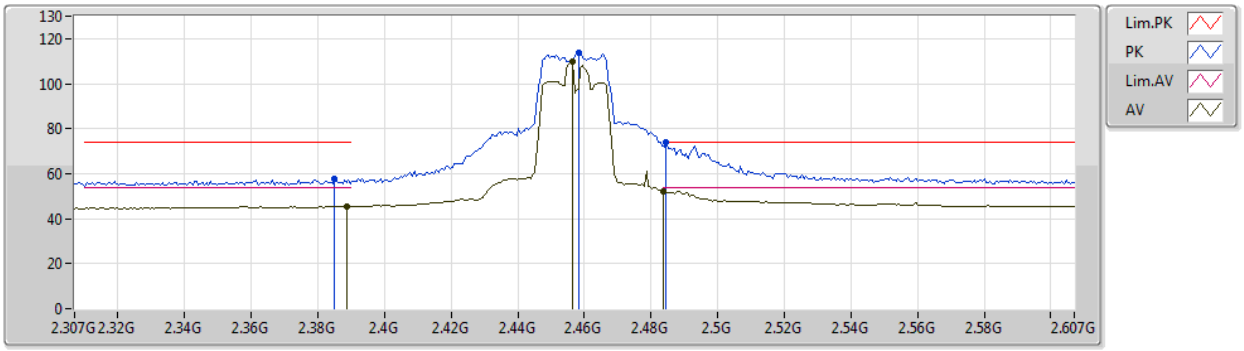

Type	Freq	Level	Limit	Margin	Factor	Dist	Condition	Azimuth	Height	Comment	Raw	AF	CL	PA
	(Hz)	(dBuV/m)	(dBuV/m)	(dB)	(dB)	(m)		(°)	(m)		(dBuV)	(dB)	(dB)	(dB)
AV	2.3886G	45.55	54.00	-8.45	32.09	3	Vertical	150	1.52	-	13.46	27.37	4.72	-
AV	2.4564G	109.76	Inf	-Inf	32.37	3	Vertical	150	1.52	-	77.39	27.57	4.80	-
AV	2.4835G	51.98	54.00	-2.02	32.48	3	Vertical	150	1.52	-	19.50	27.65	4.83	-
PK	2.385G	57.52	74.00	-16.48	32.07	3	Vertical	150	1.52	-	25.45	27.36	4.71	-
PK	2.4582G	113.72	Inf	-Inf	32.37	3	Vertical	150	1.52	-	81.35	27.57	4.80	-
PK	2.4846G	73.71	74.00	-0.29	32.48	3	Vertical	150	1.52	-	41.23	27.65	4.83	-

802.11ax HEW20-BF_Nss1,(MCS0)_2TX

2457MHz_TX

05/10/2019

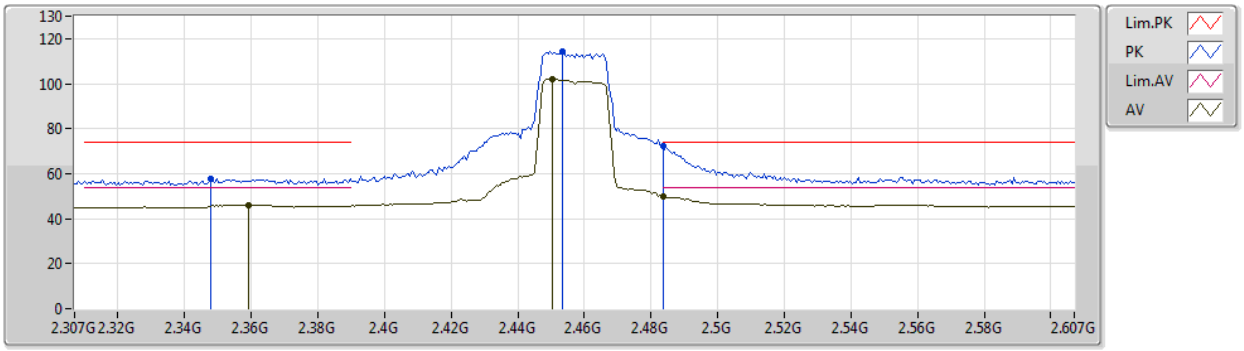

Type	Freq	Level	Limit	Margin	Factor	Dist	Condition	Azimuth	Height	Comment	Raw	AF	CL	PA
	(Hz)	(dBuV/m)	(dBuV/m)	(dB)	(dB)	(m)		(°)	(m)		(dBuV)	(dB)	(dB)	(dB)
AV	2.3592G	46.11	54.00	-7.89	31.96	3	Horizontal	127	1.17	-	14.15	27.28	4.68	-
AV	2.4504G	101.92	Inf	-Inf	32.34	3	Horizontal	127	1.17	-	69.58	27.55	4.79	-
AV	2.4835G	49.80	54.00	-4.20	32.48	3	Horizontal	127	1.17	-	17.32	27.65	4.83	-
PK	2.3478G	57.82	74.00	-16.18	31.91	3	Horizontal	127	1.17	-	25.91	27.24	4.67	-
PK	2.4534G	114.23	Inf	-Inf	32.35	3	Horizontal	127	1.17	-	81.88	27.56	4.79	-
PK	2.4835G	72.15	74.00	-1.85	32.48	3	Horizontal	127	1.17	-	39.67	27.65	4.83	-

802.11ax HEW20-BF_Nss1,(MCS0)_2TX

2462MHz_TX

05/10/2019

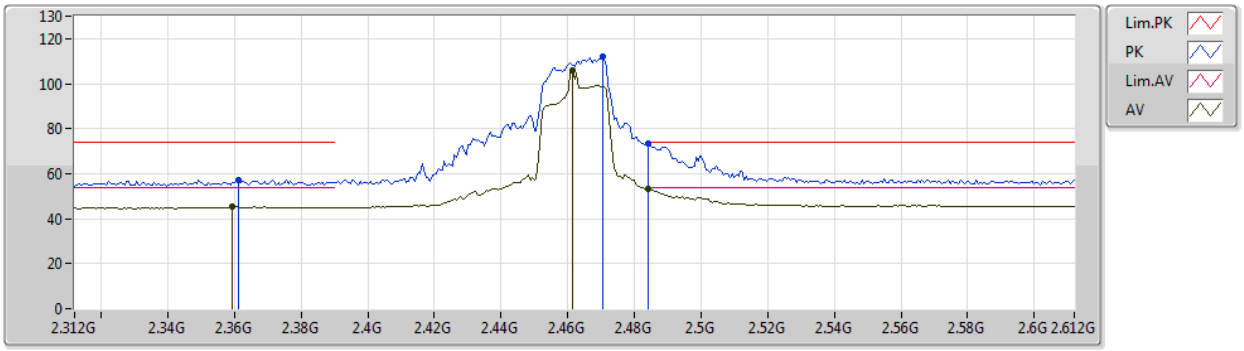

Type	Freq	Level	Limit	Margin	Factor	Dist	Condition	Azimuth	Height	Comment	Raw	AF	CL	PA
	(Hz)	(dBuV/m)	(dBuV/m)	(dB)	(dB)	(m)		(°)	(m)		(dBuV)	(dB)	(dB)	(dB)
AV	2.3594G	45.27	54.00	-8.73	31.96	3	Vertical	197	2.17	-	13.31	27.28	4.68	-
AV	2.4614G	105.83	Inf	-Inf	32.38	3	Vertical	197	2.17	-	73.45	27.58	4.80	-
AV	2.4842G	53.44	54.00	-0.56	32.48	3	Vertical	197	2.17	-	20.96	27.65	4.83	-
PK	2.3612G	57.19	74.00	-16.81	31.96	3	Vertical	197	2.17	-	25.23	27.28	4.68	-
PK	2.4704G	112.11	Inf	-Inf	32.42	3	Vertical	197	2.17	-	79.69	27.61	4.81	-
PK	2.4842G	73.33	74.00	-0.67	32.48	3	Vertical	197	2.17	-	40.85	27.65	4.83	-

802.11ax HEW20-BF_Nss1,(MCS0)_2TX

2462MHz_TX

05/10/2019

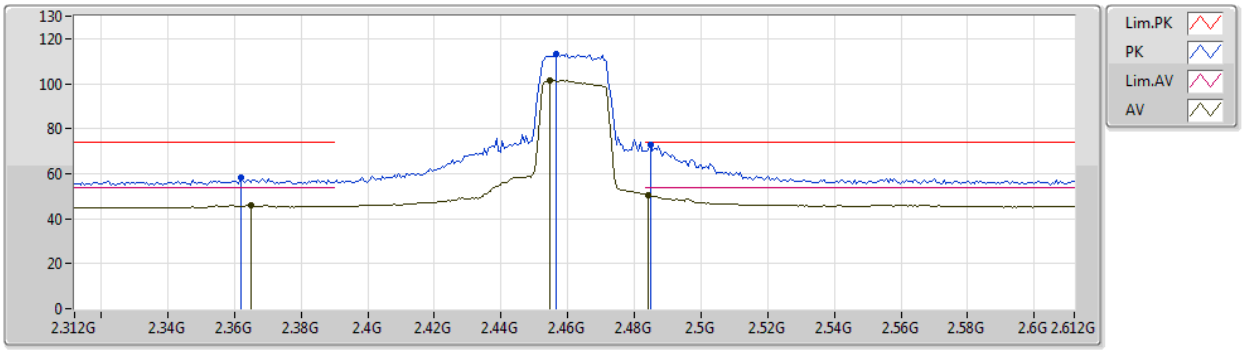

Type	Freq	Level	Limit	Margin	Factor	Dist	Condition	Azimuth	Height	Comment	Raw	AF	CL	PA
	(Hz)	(dBuV/m)	(dBuV/m)	(dB)	(dB)	(m)		(°)	(m)		(dBuV)	(dB)	(dB)	(dB)
AV	2.3648G	45.81	54.00	-8.19	31.98	3	Horizontal	129	1.02	-	13.83	27.29	4.69	-
AV	2.4548G	101.41	Inf	-Inf	32.35	3	Horizontal	129	1.02	-	69.06	27.56	4.79	-
AV	2.4842G	50.22	54.00	-3.78	32.48	3	Horizontal	129	1.02	-	17.74	27.65	4.83	-
PK	2.3618G	58.16	74.00	-15.84	31.98	3	Horizontal	129	1.02	-	26.18	27.29	4.69	-
PK	2.4566G	113.44	Inf	-Inf	32.37	3	Horizontal	129	1.02	-	81.07	27.57	4.80	-
PK	2.4848G	72.69	74.00	-1.31	32.48	3	Horizontal	129	1.02	-	40.21	27.65	4.83	-

802.11ax HEW20-BF_Nss1,(MCS0)_2TX

2462MHz_TX

05/10/2019

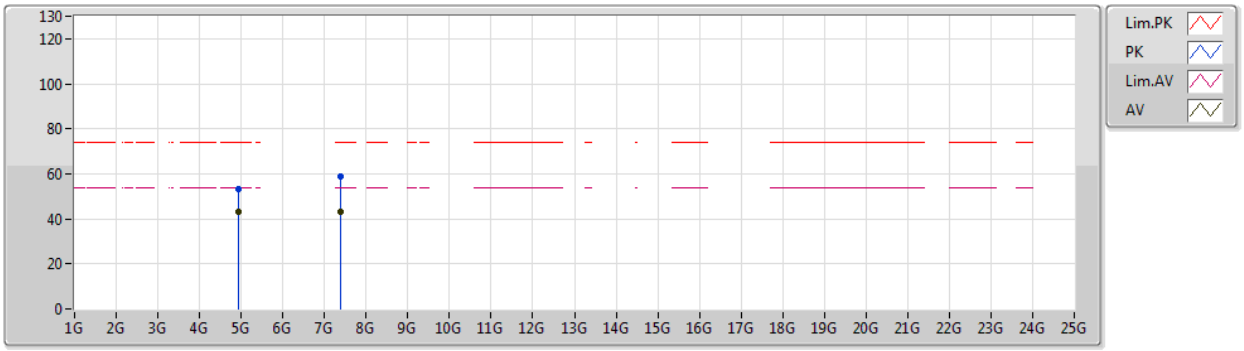

Type	Freq	Level	Limit	Margin	Factor	Dist	Condition	Azimuth	Height	Comment	Raw	AF	CL	PA
	(Hz)	(dBuV/m)	(dBuV/m)	(dB)	(dB)	(m)		(°)	(m)		(dBuV)	(dB)	(dB)	(dB)
AV	4.92352G	43.37	54.00	-10.63	3.93	3	Vertical	206	1.25	-	39.44	31.56	6.82	34.45
AV	7.38528G	43.07	54.00	-10.93	10.08	3	Vertical	169	2.09	-	32.99	36.20	8.65	34.77
PK	4.92406G	53.26	74.00	-20.74	3.93	3	Vertical	206	1.25	-	49.33	31.56	6.82	34.45
PK	7.37418G	58.74	74.00	-15.26	10.06	3	Vertical	169	2.09	-	48.68	36.17	8.65	34.76

802.11ax HEW20-BF_Nss1,(MCS0)_2TX

2462MHz_TX

05/10/2019

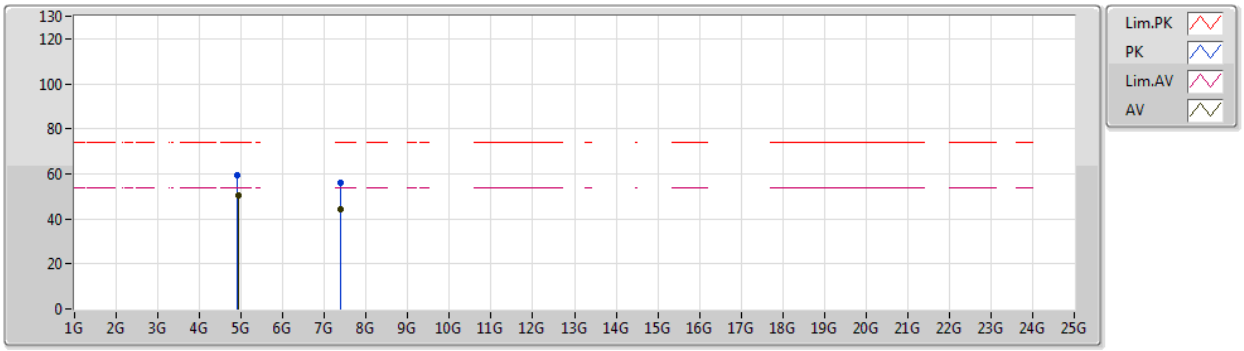

Type	Freq	Level	Limit	Margin	Factor	Dist	Condition	Azimuth	Height	Comment	Raw	AF	CL	PA
	(Hz)	(dBuV/m)	(dBuV/m)	(dB)	(dB)	(m)		(°)	(m)		(dBuV)	(dB)	(dB)	(dB)
AV	4.92412G	50.46	54.00	-3.54	3.93	3	Horizontal	240	1.49	-	46.53	31.56	6.82	34.45
AV	7.38522G	44.25	54.00	-9.75	10.08	3	Horizontal	268	2.57	-	34.17	36.20	8.65	34.77
PK	4.91488G	59.20	74.00	-14.80	3.91	3	Horizontal	240	1.49	-	55.29	31.55	6.82	34.46
PK	7.38504G	55.91	74.00	-18.09	10.08	3	Horizontal	268	2.57	-	45.83	36.20	8.65	34.77

802.11ax HEW40-BF_Nss1,(MCS0)_2TX

2422MHz_TX

05/10/2019

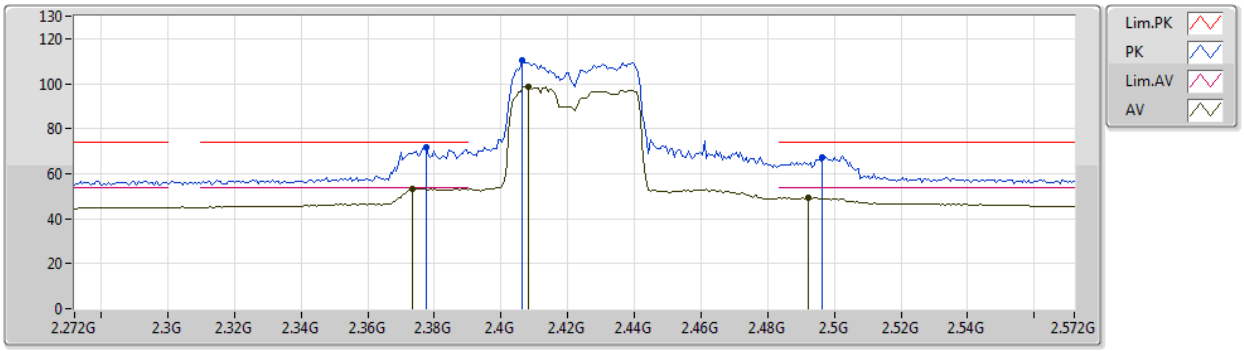

Type	Freq	Level	Limit	Margin	Factor	Dist	Condition	Azimuth	Height	Comment	Raw	AF	CL	PA
	(Hz)	(dBuV/m)	(dBuV/m)	(dB)	(dB)	(m)		(°)	(m)		(dBuV)	(dB)	(dB)	(dB)
AV	2.3734G	53.44	54.00	-0.56	32.02	3	Vertical	160	1.02	-	21.42	27.32	4.70	-
AV	2.4082G	98.78	Inf	-Inf	32.16	3	Vertical	160	1.02	-	66.62	27.42	4.74	-
AV	2.4922G	49.31	54.00	-4.69	32.52	3	Vertical	160	1.02	-	16.79	27.68	4.84	-
PK	2.3776G	71.45	74.00	-2.55	32.03	3	Vertical	160	1.02	-	39.42	27.33	4.70	-
PK	2.4064G	110.18	Inf	-Inf	32.16	3	Vertical	160	1.02	-	78.02	27.42	4.74	-
PK	2.4964G	67.20	74.00	-6.80	32.53	3	Vertical	160	1.02	-	34.67	27.69	4.84	-

802.11ax HEW40-BF_Nss1,(MCS0)_2TX

2422MHz_TX

05/10/2019

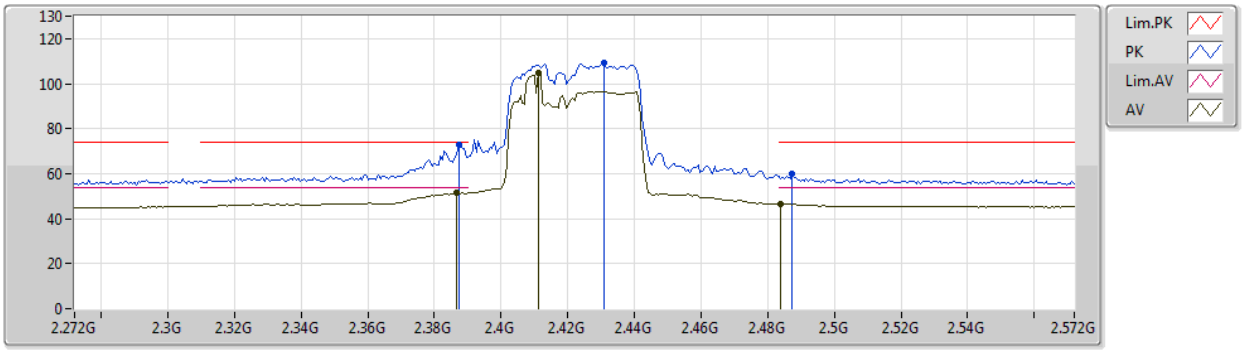

Type	Freq	Level	Limit	Margin	Factor	Dist	Condition	Azimuth	Height	Comment	Raw	AF	CL	PA
	(Hz)	(dBuV/m)	(dBuV/m)	(dB)	(dB)	(m)		(°)	(m)		(dBuV)	(dB)	(dB)	(dB)
AV	2.3866G	51.75	54.00	-2.25	32.07	3	Horizontal	253	1.66	-	19.68	27.36	4.71	-
AV	2.4112G	104.58	Inf	-Inf	32.17	3	Horizontal	253	1.66	-	72.41	27.43	4.74	-
AV	2.4838G	46.57	54.00	-7.43	32.48	3	Horizontal	253	1.66	-	14.09	27.65	4.83	-
PK	2.3872G	73.12	74.00	-0.88	32.08	3	Horizontal	253	1.66	-	41.04	27.36	4.72	-
PK	2.431G	109.25	Inf	-Inf	32.26	3	Horizontal	253	1.66	-	76.99	27.49	4.77	-
PK	2.4874G	59.80	74.00	-14.20	32.49	3	Horizontal	253	1.66	-	27.31	27.66	4.83	-

802.11ax HEW40-BF_Nss1,(MCS0)_2TX

2422MHz_TX

05/10/2019

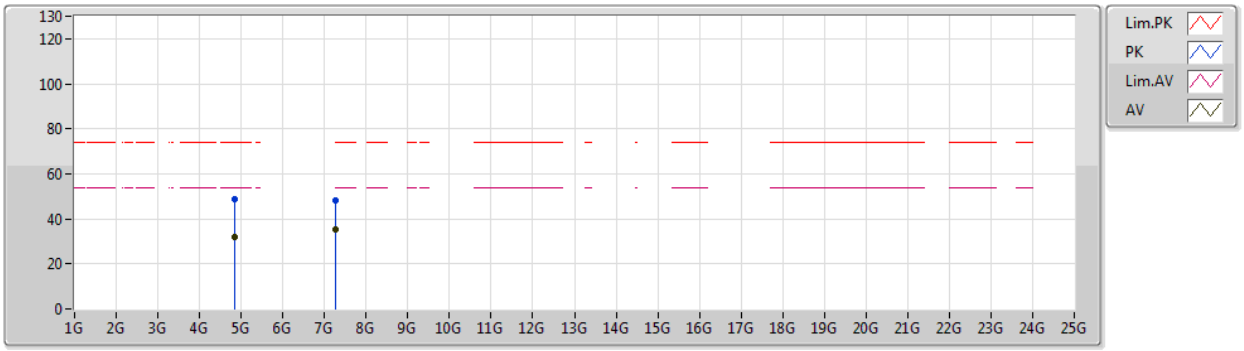

Type	Freq	Level	Limit	Margin	Factor	Dist	Condition	Azimuth	Height	Comment	Raw	AF	CL	PA
	(Hz)	(dBuV/m)	(dBuV/m)	(dB)	(dB)	(m)		(°)	(m)		(dBuV)	(dB)	(dB)	(dB)
AV	4.83218G	31.78	54.00	-22.22	3.71	3	Vertical	164	1.48	-	28.07	31.40	6.79	34.48
AV	7.26396G	35.03	54.00	-18.97	9.75	3	Vertical	0	1.38	-	25.28	35.89	8.59	34.73
PK	4.84394G	48.62	74.00	-25.38	3.74	3	Vertical	164	1.48	-	44.88	31.42	6.80	34.48
PK	7.25892G	48.07	74.00	-25.93	9.72	3	Vertical	0	1.38	-	38.35	35.87	8.58	34.73

802.11ax HEW40-BF_Nss1,(MCS0)_2TX

2422MHz_TX

05/10/2019

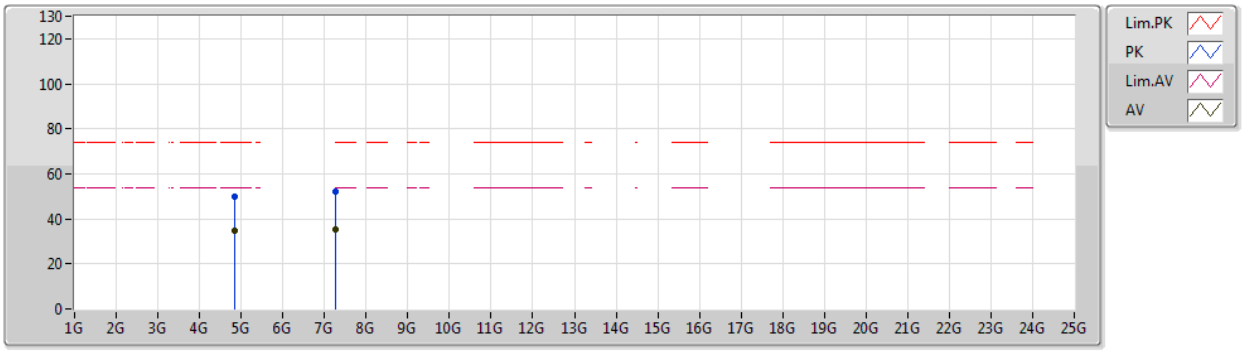

Type	Freq	Level	Limit	Margin	Factor	Dist	Condition	Azimuth	Height	Comment	Raw	AF	CL	PA
	(Hz)	(dBuV/m)	(dBuV/m)	(dB)	(dB)	(m)		(°)	(m)		(dBuV)	(dB)	(dB)	(dB)
AV	4.83206G	35.01	54.00	-18.99	3.71	3	Horizontal	242	1.34	-	31.30	31.40	6.79	34.48
AV	7.27962G	35.43	54.00	-18.57	9.79	3	Horizontal	263	1.48	-	25.64	35.93	8.60	34.74
PK	4.84412G	49.79	74.00	-24.21	3.74	3	Horizontal	242	1.34	-	46.05	31.42	6.80	34.48
PK	7.26246G	52.00	74.00	-22.00	9.74	3	Horizontal	263	1.48	-	42.26	35.88	8.59	34.73

802.11ax HEW40-BF_Nss1,(MCS0)_2TX

2427MHz_TX

05/10/2019

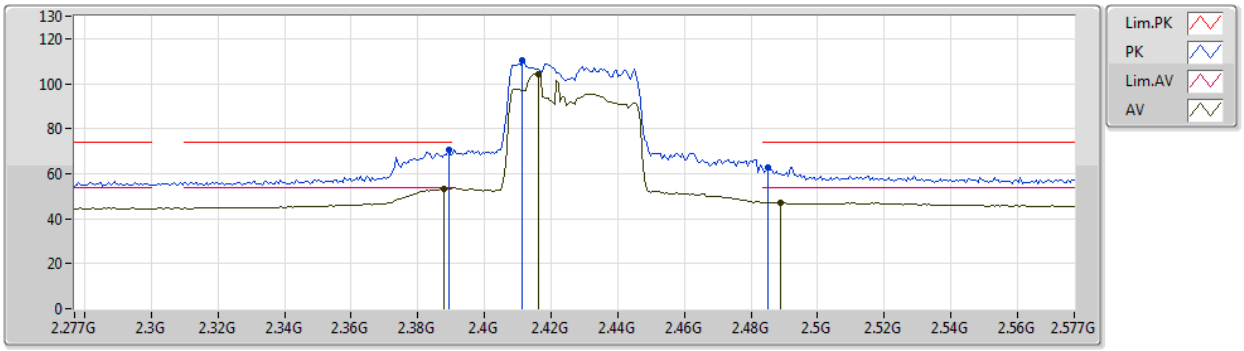

Type	Freq	Level	Limit	Margin	Factor	Dist	Condition	Azimuth	Height	Comment	Raw	AF	CL	PA
	(Hz)	(dBuV/m)	(dBuV/m)	(dB)	(dB)	(m)		(°)	(m)		(dBuV)	(dB)	(dB)	(dB)
AV	2.388G	53.45	54.00	-0.55	32.08	3	Vertical	150	1.52	-	21.37	27.36	4.72	-
AV	2.4162G	104.47	Inf	-Inf	32.20	3	Vertical	150	1.52	-	72.27	27.45	4.75	-
AV	2.4888G	47.29	54.00	-6.71	32.50	3	Vertical	150	1.52	-	14.79	27.67	4.83	-
PK	2.3892G	70.73	74.00	-3.27	32.09	3	Vertical	150	1.52	-	38.64	27.37	4.72	-
PK	2.4114G	110.27	Inf	-Inf	32.17	3	Vertical	150	1.52	-	78.10	27.43	4.74	-
PK	2.4852G	62.94	74.00	-11.06	32.49	3	Vertical	150	1.52	-	30.45	27.66	4.83	-

802.11ax HEW40-BF_Nss1,(MCS0)_2TX

2427MHz_TX

05/10/2019

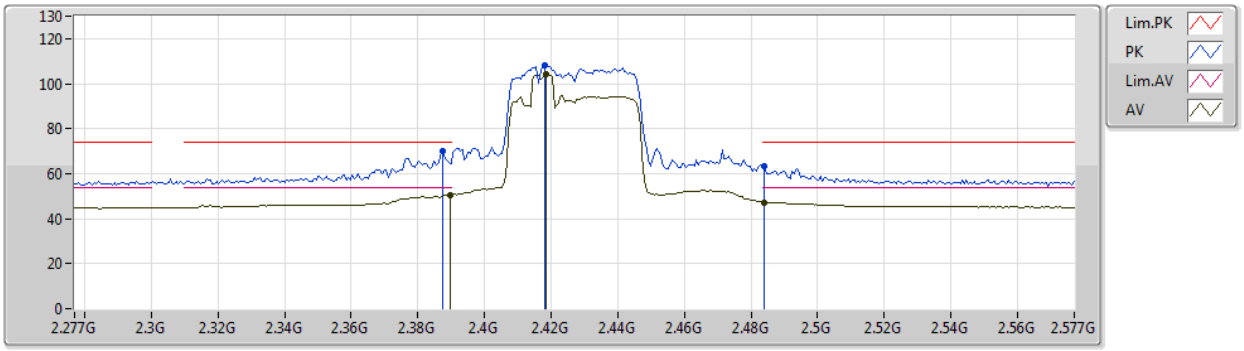

Type	Freq	Level	Limit	Margin	Factor	Dist	Condition	Azimuth	Height	Comment	Raw	AF	CL	PA
	(Hz)	(dBuV/m)	(dBuV/m)	(dB)	(dB)	(m)		(°)	(m)		(dBuV)	(dB)	(dB)	(dB)
AV	2.3898G	50.71	54.00	-3.29	32.09	3	Horizontal	254	1.43	-	18.62	27.37	4.72	-
AV	2.4186G	104.08	Inf	-Inf	32.21	3	Horizontal	254	1.43	-	71.87	27.46	4.75	-
AV	2.484G	47.27	54.00	-6.73	32.48	3	Horizontal	254	1.43	-	14.79	27.65	4.83	-
PK	2.3874G	70.09	74.00	-3.91	32.08	3	Horizontal	254	1.43	-	38.01	27.36	4.72	-
PK	2.418G	107.87	Inf	-Inf	32.20	3	Horizontal	254	1.43	-	75.67	27.45	4.75	-
PK	2.484G	63.39	74.00	-10.61	32.48	3	Horizontal	254	1.43	-	30.91	27.65	4.83	-

802.11ax HEW40-BF_Nss1,(MCS0)_2TX

2437MHz_TX

05/10/2019

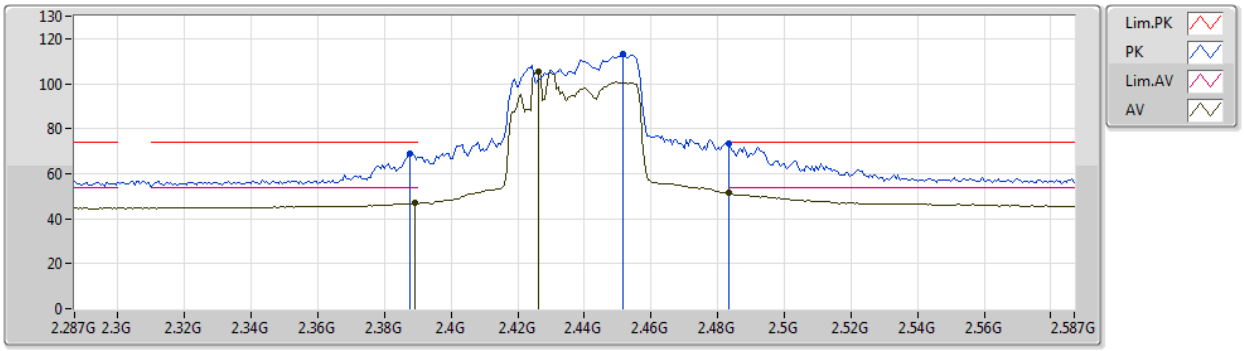

Type	Freq	Level	Limit	Margin	Factor	Dist	Condition	Azimuth	Height	Comment	Raw	AF	CL	PA
	(Hz)	(dBuV/m)	(dBuV/m)	(dB)	(dB)	(m)		(°)	(m)		(dBuV)	(dB)	(dB)	(dB)
AV	2.389G	46.94	54.00	-7.06	32.09	3	Vertical	163	1.00	-	14.85	27.37	4.72	-
AV	2.4262G	105.16	Inf	-Inf	32.24	3	Vertical	163	1.00	-	72.92	27.48	4.76	-
AV	2.4835G	51.28	54.00	-2.72	32.48	3	Vertical	163	1.00	-	18.80	27.65	4.83	-
PK	2.3878G	68.95	74.00	-5.05	32.08	3	Vertical	163	1.00	-	36.87	27.36	4.72	-
PK	2.4514G	113.04	Inf	-Inf	32.34	3	Vertical	163	1.00	-	80.70	27.55	4.79	-
PK	2.4835G	73.30	74.00	-0.70	32.48	3	Vertical	163	1.00	-	40.82	27.65	4.83	-

802.11ax HEW40-BF_Nss1,(MCS0)_2TX

2437MHz_TX

05/10/2019

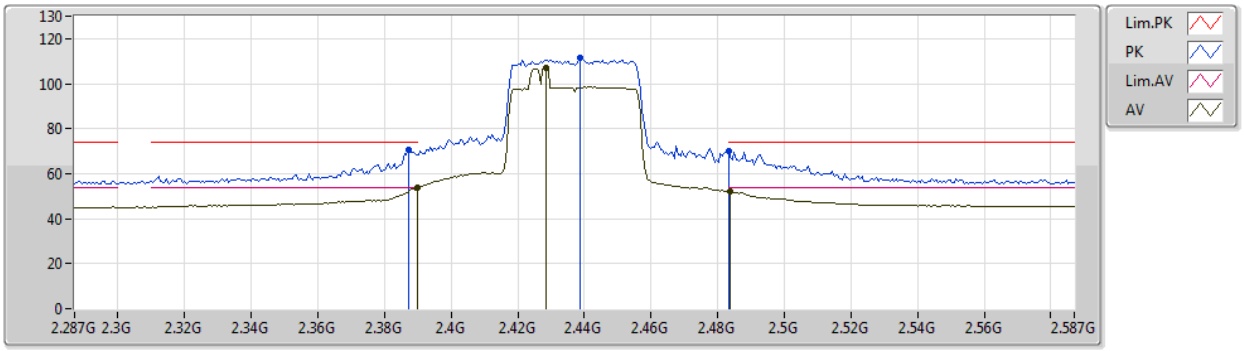

Type	Freq	Level	Limit	Margin	Factor	Dist	Condition	Azimuth	Height	Comment	Raw	AF	CL	PA
	(Hz)	(dBuV/m)	(dBuV/m)	(dB)	(dB)	(m)		(°)	(m)		(dBuV)	(dB)	(dB)	(dB)
AV	2.39G	53.84	54.00	-0.16	32.09	3	Horizontal	126	0.99	-	21.75	27.37	4.72	-
AV	2.4286G	107.18	Inf	-Inf	32.25	3	Horizontal	126	0.99	-	74.93	27.49	4.76	-
AV	2.4838G	52.18	54.00	-1.82	32.48	3	Horizontal	126	0.99	-	19.70	27.65	4.83	-
PK	2.3872G	70.60	74.00	-3.40	32.08	3	Horizontal	126	0.99	-	38.52	27.36	4.72	-
PK	2.4388G	111.30	Inf	-Inf	32.30	3	Horizontal	126	0.99	-	79.00	27.52	4.78	-
PK	2.4835G	70.01	74.00	-3.99	32.48	3	Horizontal	126	0.99	-	37.53	27.65	4.83	-

802.11ax HEW40-BF_Nss1,(MCS0)_2TX

2437MHz_TX

05/10/2019

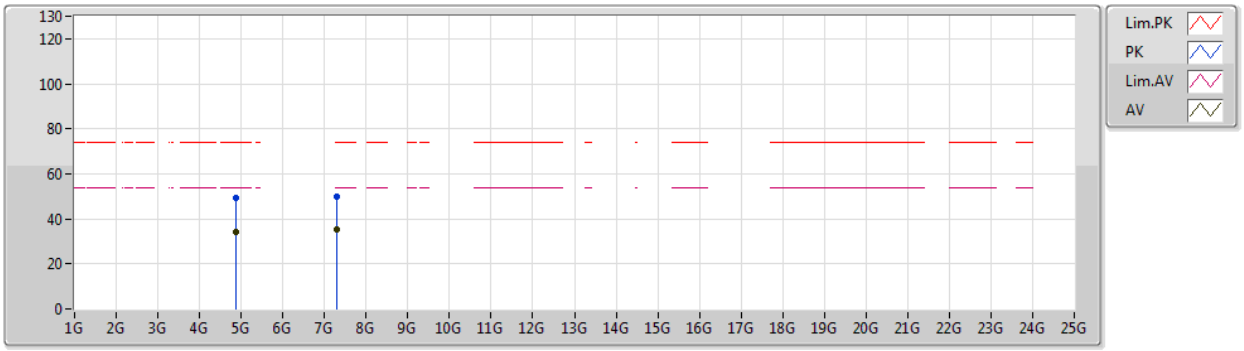

Type	Freq	Level	Limit	Margin	Factor	Dist	Condition	Azimuth	Height	Comment	Raw	AF	CL	PA
	(Hz)	(dBuV/m)	(dBuV/m)	(dB)	(dB)	(m)		(°)	(m)		(dBuV)	(dB)	(dB)	(dB)
AV	4.862G	34.08	54.00	-19.92	3.78	3	Vertical	167	1.39	-	30.30	31.45	6.80	34.47
AV	7.30782G	35.36	54.00	-18.64	9.87	3	Vertical	186	1.72	-	25.49	36.00	8.61	34.74
PK	4.87388G	49.12	74.00	-24.88	3.81	3	Vertical	167	1.39	-	45.31	31.47	6.81	34.47
PK	7.30716G	49.89	74.00	-24.11	9.87	3	Vertical	186	1.72	-	40.02	36.00	8.61	34.74

802.11ax HEW40-BF_Nss1,(MCS0)_2TX

2437MHz_TX

05/10/2019

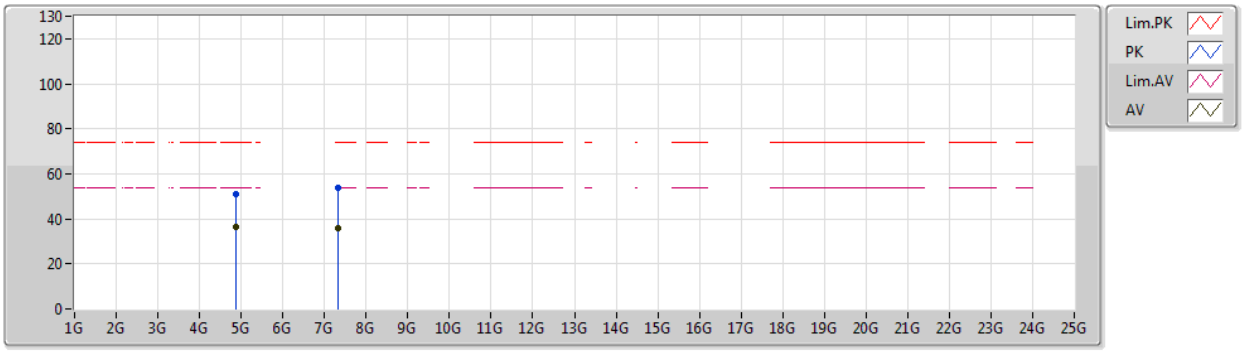

Type	Freq	Level	Limit	Margin	Factor	Dist	Condition	Azimuth	Height	Comment	Raw	AF	CL	PA
	(Hz)	(dBuV/m)	(dBuV/m)	(dB)	(dB)	(m)		(°)	(m)		(dBuV)	(dB)	(dB)	(dB)
AV	4.862G	36.61	54.00	-17.39	3.78	3	Horizontal	243	1.31	-	32.83	31.45	6.80	34.47
AV	7.31868G	35.76	54.00	-18.24	9.90	3	Horizontal	268	1.50	-	25.86	36.03	8.62	34.75
PK	4.87406G	50.81	74.00	-23.19	3.81	3	Horizontal	243	1.31	-	47.00	31.47	6.81	34.47
PK	7.32366G	53.69	74.00	-20.31	9.91	3	Horizontal	268	1.50	-	43.78	36.04	8.62	34.75

802.11ax HEW40-BF_Nss1,(MCS0)_2TX

2447MHz_TX

05/10/2019

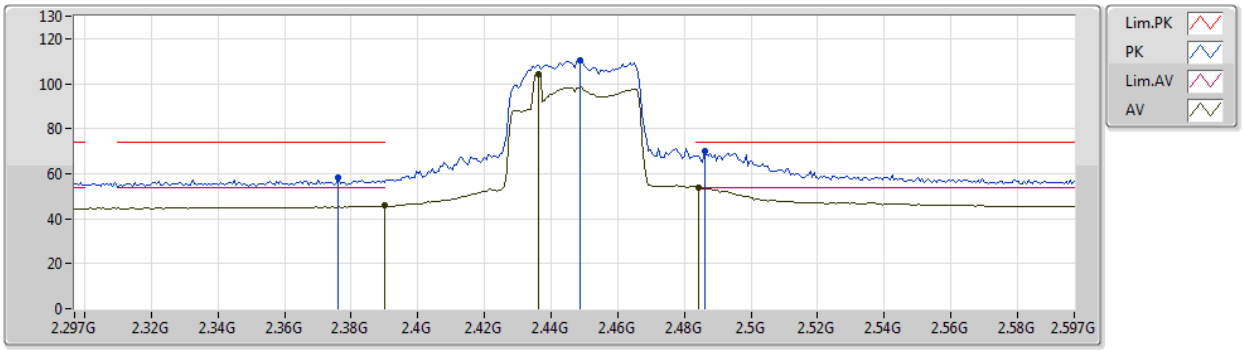

Type	Freq	Level	Limit	Margin	Factor	Dist	Condition	Azimuth	Height	Comment	Raw	AF	CL	PA
	(Hz)	(dBuV/m)	(dBuV/m)	(dB)	(dB)	(m)		(°)	(m)		(dBuV)	(dB)	(dB)	(dB)
AV	2.39G	45.93	54.00	-8.07	32.09	3	Vertical	164	1.14	-	13.84	27.37	4.72	-
AV	2.4362G	104.27	Inf	-Inf	32.28	3	Vertical	164	1.14	-	71.99	27.51	4.77	-
AV	2.4842G	53.75	54.00	-0.25	32.48	3	Vertical	164	1.14	-	21.27	27.65	4.83	-
PK	2.3762G	58.04	74.00	-15.96	32.03	3	Vertical	164	1.14	-	26.01	27.33	4.70	-
PK	2.4488G	110.49	Inf	-Inf	32.34	3	Vertical	164	1.14	-	78.15	27.55	4.79	-
PK	2.486G	69.83	74.00	-4.17	32.49	3	Vertical	164	1.14	-	37.34	27.66	4.83	-

802.11ax HEW40-BF_Nss1,(MCS0)_2TX

2447MHz_TX

05/10/2019

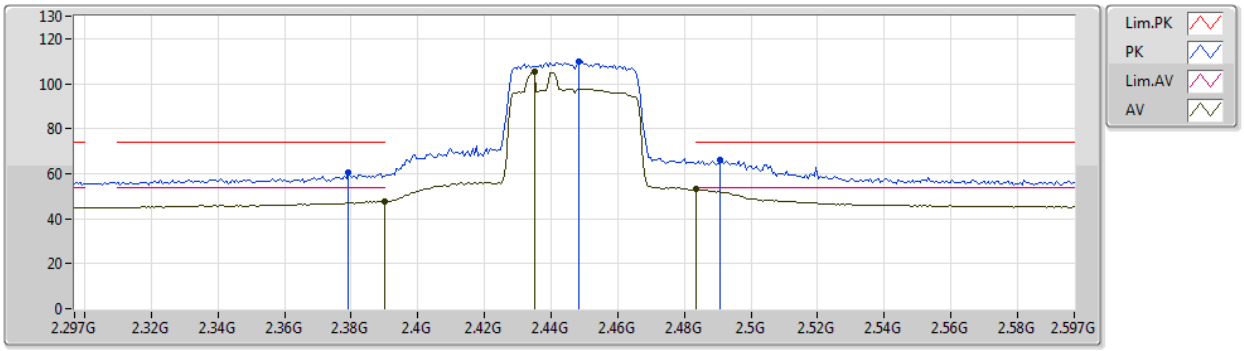

Type	Freq	Level	Limit	Margin	Factor	Dist	Condition	Azimuth	Height	Comment	Raw	AF	CL	PA
	(Hz)	(dBuV/m)	(dBuV/m)	(dB)	(dB)	(m)		(°)	(m)		(dBuV)	(dB)	(dB)	(dB)
AV	2.39G	47.51	54.00	-6.49	32.09	3	Horizontal	124	0.99	-	15.42	27.37	4.72	-
AV	2.435G	105.15	Inf	-Inf	32.27	3	Horizontal	124	0.99	-	72.88	27.50	4.77	-
AV	2.4835G	53.08	54.00	-0.92	32.48	3	Horizontal	124	0.99	-	20.60	27.65	4.83	-
PK	2.3792G	60.35	74.00	-13.65	32.05	3	Horizontal	124	0.99	-	28.30	27.34	4.71	-
PK	2.4482G	109.68	Inf	-Inf	32.33	3	Horizontal	124	0.99	-	77.35	27.54	4.79	-
PK	2.4908G	66.03	74.00	-7.97	32.51	3	Horizontal	124	0.99	-	33.52	27.67	4.84	-

802.11ax HEW40-BF_Nss1,(MCS0)_2TX

2452MHz_TX

05/10/2019

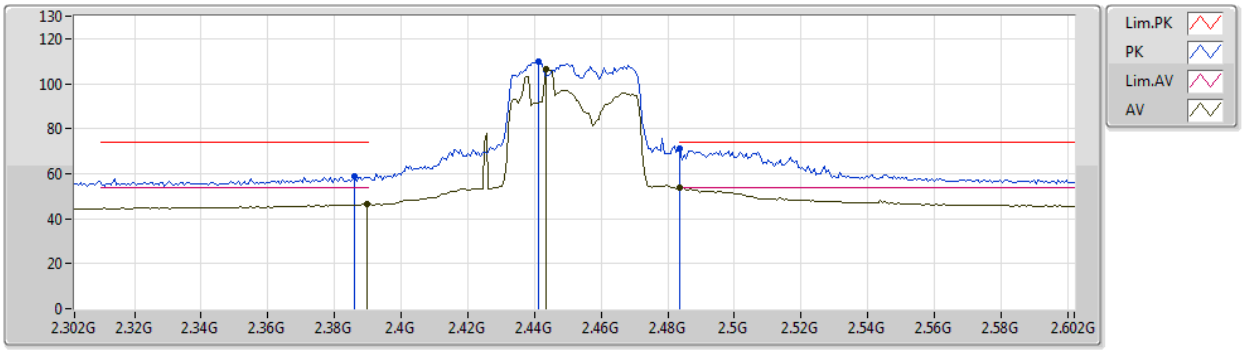

Type	Freq	Level	Limit	Margin	Factor	Dist	Condition	Azimuth	Height	Comment	Raw	AF	CL	PA
	(Hz)	(dBuV/m)	(dBuV/m)	(dB)	(dB)	(m)		(°)	(m)		(dBuV)	(dB)	(dB)	(dB)
AV	2.3896G	46.25	54.00	-7.75	32.09	3	Vertical	150	1.65	-	14.16	27.37	4.72	-
AV	2.4436G	106.37	Inf	-Inf	32.31	3	Vertical	150	1.65	-	74.06	27.53	4.78	-
AV	2.4835G	53.71	54.00	-0.29	32.48	3	Vertical	150	1.65	-	21.23	27.65	4.83	-
PK	2.386G	58.71	74.00	-15.29	32.07	3	Vertical	150	1.65	-	26.64	27.36	4.71	-
PK	2.4412G	110.04	Inf	-Inf	32.30	3	Vertical	150	1.65	-	77.74	27.52	4.78	-
PK	2.4835G	70.92	74.00	-3.08	32.48	3	Vertical	150	1.65	-	38.44	27.65	4.83	-

802.11ax HEW40-BF_Nss1,(MCS0)_2TX

2452MHz_TX

05/10/2019

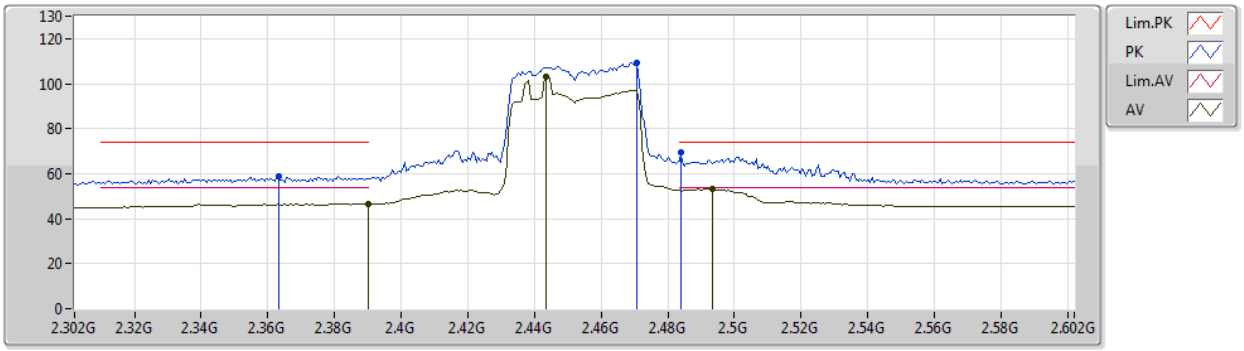

Type	Freq	Level	Limit	Margin	Factor	Dist	Condition	Azimuth	Height	Comment	Raw	AF	CL	PA
	(Hz)	(dBuV/m)	(dBuV/m)	(dB)	(dB)	(m)		(°)	(m)		(dBuV)	(dB)	(dB)	(dB)
AV	2.39G	46.67	54.00	-7.33	32.09	3	Horizontal	243	2.43	-	14.58	27.37	4.72	-
AV	2.4436G	103.35	Inf	-Inf	32.31	3	Horizontal	243	2.43	-	71.04	27.53	4.78	-
AV	2.4934G	53.10	54.00	-0.90	32.52	3	Horizontal	243	2.43	-	20.58	27.68	4.84	-
PK	2.3632G	58.74	74.00	-15.26	31.98	3	Horizontal	243	2.43	-	26.76	27.29	4.69	-
PK	2.4706G	109.48	Inf	-Inf	32.42	3	Horizontal	243	2.43	-	77.06	27.61	4.81	-
PK	2.4838G	69.51	74.00	-4.49	32.48	3	Horizontal	243	2.43	-	37.03	27.65	4.83	-

802.11ax HEW40-BF_Nss1,(MCS0)_2TX

2452MHz_TX

05/10/2019

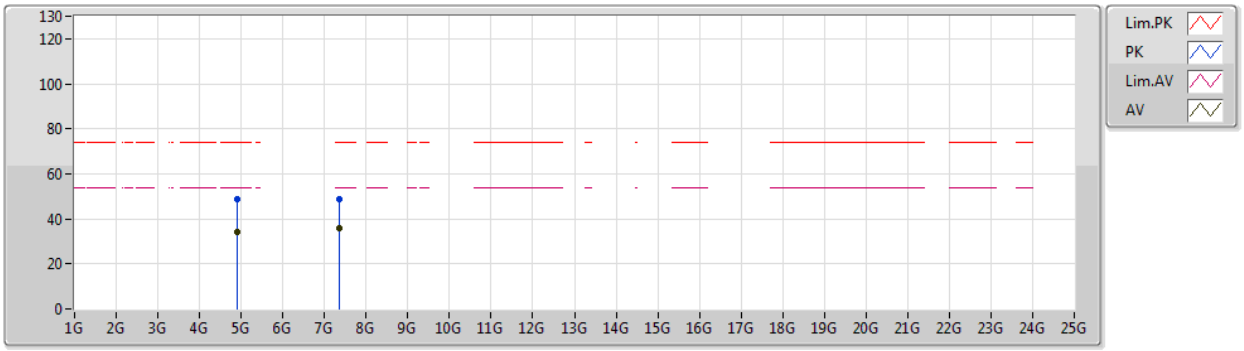

Type	Freq	Level	Limit	Margin	Factor	Dist	Condition	Azimuth	Height	Comment	Raw	AF	CL	PA
	(Hz)	(dBuV/m)	(dBuV/m)	(dB)	(dB)	(m)		(°)	(m)		(dBuV)	(dB)	(dB)	(dB)
AV	4.892G	34.35	54.00	-19.65	3.86	3	Vertical	166	1.45	-	30.49	31.51	6.81	34.46
AV	7.3632G	35.69	54.00	-18.31	10.02	3	Vertical	33	2.90	-	25.67	36.14	8.64	34.76
PK	4.90832G	48.94	74.00	-25.06	3.89	3	Vertical	166	1.45	-	45.05	31.53	6.82	34.46
PK	7.36128G	48.78	74.00	-25.22	10.02	3	Vertical	33	2.90	-	38.76	36.14	8.64	34.76

802.11ax HEW40-BF_Nss1,(MCS0)_2TX

2452MHz_TX

05/10/2019

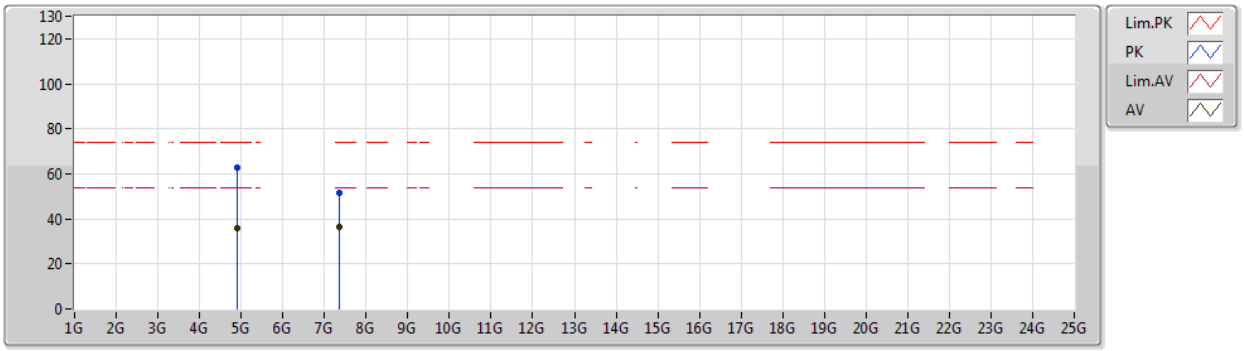

Type	Freq	Level	Limit	Margin	Factor	Dist	Condition	Azimuth	Height	Comment	Raw	AF	CL	PA
	(Hz)	(dBuV/m)	(dBuV/m)	(dB)	(dB)	(m)		(°)	(m)		(dBuV)	(dB)	(dB)	(dB)
AV	4.90484G	35.84	54.00	-18.16	3.89	3	Horizontal	360	1.48	-	31.95	31.53	6.82	34.46
AV	7.36752G	36.35	54.00	-17.65	10.04	3	Horizontal	267	1.54	-	26.31	36.16	8.64	34.76
PK	4.90394G	62.53	74.00	-11.47	3.89	3	Horizontal	360	1.48	-	58.64	31.53	6.82	34.46
PK	7.34754G	51.81	74.00	-22.19	9.98	3	Horizontal	267	1.54	-	41.83	36.10	8.63	34.75

Summary

Mode	Result	Type	Freq (Hz)	Level (dBuV/m)	Limit (dBuV/m)	Margin (dB)	Dist (m)	Condition	Azimuth (°)	Height (m)	Comments
2.4-2.4835GHz	-	-	-	-	-	-	-	-	-	-	-
802.11ax HEW40-BF_Nss1,(MCS0)_2TX	Pass	QP	99.84M	42.39	43.50	-1.11	3	Horizontal	175	2.32	-

Result

Mode	Result	Type	Freq (Hz)	Level (dBuV/m)	Limit (dBuV/m)	Margin (dB)	Dist (m)	Condition	Azimuth (°)	Height (m)	Comments
802.11ax HEW40-BF_Nss1,(MCS0)_2TX	-	-	-	-	-	-	-	-	-	-	-
2437MHz	Pass	PK	249.22M	36.51	46.00	-9.49	3	Vertical	0	1.00	-
2437MHz	Pass	PK	412.18M	40.06	46.00	-5.94	3	Vertical	0	1.00	-
2437MHz	Pass	PK	499.48M	41.45	46.00	-4.55	3	Vertical	0	1.00	-
2437MHz	Pass	PK	538.28M	40.45	46.00	-5.55	3	Vertical	0	1.00	-
2437MHz	Pass	PK	586.78M	39.46	46.00	-6.54	3	Vertical	0	1.00	-
2437MHz	Pass	QP	99.84M	42.26	43.50	-1.24	3	Vertical	155	1.73	-
2437MHz	Pass	PK	148.34M	33.13	43.50	-10.37	3	Horizontal	360	1.00	-
2437MHz	Pass	PK	249.22M	41.55	46.00	-4.45	3	Horizontal	360	1.00	-
2437MHz	Pass	PK	538.28M	42.22	46.00	-3.78	3	Horizontal	360	1.00	-
2437MHz	Pass	PK	561.56M	41.44	46.00	-4.56	3	Horizontal	360	1.00	-
2437MHz	Pass	PK	633.34M	39.55	46.00	-6.45	3	Horizontal	360	1.00	-
2437MHz	Pass	QP	99.84M	42.39	43.50	-1.11	3	Horizontal	175	2.32	-

802.11ax HEW40-BF_Nss1,(MCS0)_2TX

2437MHz_PoE

15/10/2019

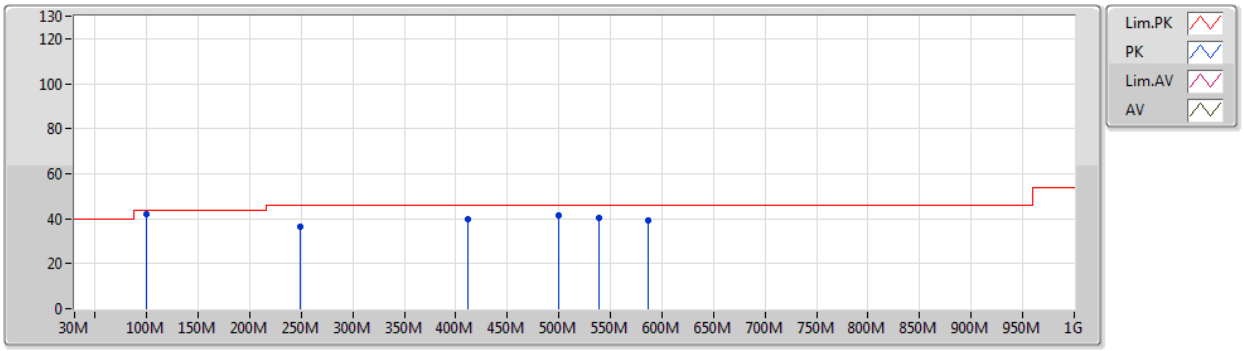

Type	Freq	Level	Limit	Margin	Factor	Dist	Condition	Azimuth	Height	Comment	Raw	AF	CL	PA
	(Hz)	(dBuV/m)	(dBuV/m)	(dB)	(dB)	(m)		(°)	(m)		(dBuV)	(dB)	(dB)	(dB)
PK	249.22M	36.51	46.00	-9.49	-17.58	3	Vertical	0	1.00	-	54.09	17.55	1.29	36.42
PK	412.18M	40.06	46.00	-5.94	-13.65	3	Vertical	0	1.00	-	53.71	21.31	1.71	36.67
PK	499.48M	41.45	46.00	-4.55	-12.10	3	Vertical	0	1.00	-	53.55	22.94	1.88	36.92
PK	538.28M	40.45	46.00	-5.55	-11.81	3	Vertical	0	1.00	-	52.26	23.24	1.98	37.03
PK	586.78M	39.46	46.00	-6.54	-10.57	3	Vertical	0	1.00	-	50.03	24.54	2.07	37.18
QP	99.84M	42.26	43.50	-1.24	-20.95	3	Vertical	155	1.73	-	63.21	15.02	0.81	36.78

802.11ax HEW40-BF_Nss1,(MCS0)_2TX

2437MHz_PoE

15/10/2019

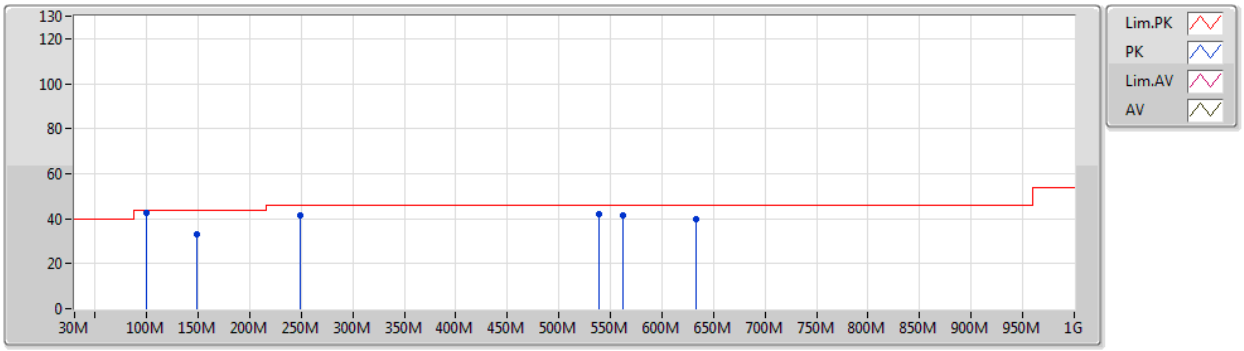

Type	Freq	Level	Limit	Margin	Factor	Dist	Condition	Azimuth	Height	Comment	Raw	AF	CL	PA
	(Hz)	(dBuV/m)	(dBuV/m)	(dB)	(dB)	(m)		(°)	(m)		(dBuV)	(dB)	(dB)	(dB)
PK	148.34M	33.13	43.50	-10.37	-19.26	3	Horizontal	360	1.00	-	52.39	16.34	0.98	36.58
PK	249.22M	41.55	46.00	-4.45	-17.58	3	Horizontal	360	1.00	-	59.13	17.55	1.29	36.42
PK	538.28M	42.22	46.00	-3.78	-11.81	3	Horizontal	360	1.00	-	54.03	23.24	1.98	37.03
PK	561.56M	41.44	46.00	-4.56	-9.99	3	Horizontal	360	1.00	-	51.43	25.08	2.03	37.10
PK	633.34M	39.55	46.00	-6.45	-9.75	3	Horizontal	360	1.00	-	49.30	25.35	2.17	37.27
QP	99.84M	42.39	43.50	-1.11	-20.95	3	Horizontal	175	2.32	-	63.34	15.02	0.81	36.78

Summary

Mode	Result	Type	Freq (Hz)	Level (dBuV/m)	Limit (dBuV/m)	Margin (dB)	Dist (m)	Condition	Azimuth (°)	Height (m)	Comments
2.4-2.4835GHz	-	-	-	-	-	-	-	-	-	-	-
802.11ax HEW20-BF_Nss1,(MCS0)_2TX	Pass	AV	2.4835G	53.82	54.00	-0.18	3	Horizontal	358	1.80	-
802.11ax HEW40-BF_Nss1,(MCS0)_2TX	Pass	AV	2.5402G	53.88	54.00	-0.12	3	Horizontal	360	1.00	-

Result

Mode	Result	Type	Freq (Hz)	Level (dBuV/m)	Limit (dBuV/m)	Margin (dB)	Dist (m)	Condition	Azimuth (°)	Height (m)	Comments
802.11ax HEW20-BF_Nss1,(MCS0)_2TX	-	-	-	-	-	-	-	-	-	-	-
2412MHz	Pass	AV	2.3898G	53.19	54.00	-0.81	3	Horizontal	352	3.00	-
2412MHz	Pass	AV	2.4108G	102.30	Inf	-Inf	3	Horizontal	352	3.00	-
2412MHz	Pass	AV	2.5G	47.13	54.00	-6.87	3	Horizontal	352	3.00	-
2412MHz	Pass	PK	2.3886G	73.69	74.00	-0.31	3	Horizontal	352	3.00	-
2412MHz	Pass	PK	2.4204G	118.87	Inf	-Inf	3	Horizontal	352	3.00	-
2412MHz	Pass	PK	2.4936G	59.05	74.00	-14.95	3	Horizontal	352	3.00	-
2412MHz	Pass	AV	4.82388G	30.93	54.00	-23.07	3	Vertical	186	1.50	-
2412MHz	Pass	PK	4.82808G	42.71	74.00	-31.29	3	Vertical	186	1.50	-
2412MHz	Pass	AV	4.82406G	35.81	54.00	-18.19	3	Horizontal	183	1.75	-
2412MHz	Pass	PK	4.8123G	48.43	74.00	-25.57	3	Horizontal	183	1.75	-
2417MHz	Pass	AV	2.39G	53.49	54.00	-0.51	3	Horizontal	355	1.66	-
2417MHz	Pass	AV	2.4176G	115.33	Inf	-Inf	3	Horizontal	355	1.66	-
2417MHz	Pass	AV	2.4848G	48.22	54.00	-5.78	3	Horizontal	355	1.66	-
2417MHz	Pass	PK	2.39G	73.10	74.00	-0.90	3	Horizontal	355	1.66	-
2417MHz	Pass	PK	2.4212G	120.86	Inf	-Inf	3	Horizontal	355	1.66	-
2417MHz	Pass	PK	2.4998G	60.10	74.00	-13.90	3	Horizontal	355	1.66	-
2437MHz	Pass	AV	2.39G	53.62	54.00	-0.38	3	Horizontal	360	1.92	-
2437MHz	Pass	AV	2.4442G	109.41	Inf	-Inf	3	Horizontal	360	1.92	-
2437MHz	Pass	AV	2.4835G	53.13	54.00	-0.87	3	Horizontal	360	1.92	-
2437MHz	Pass	PK	2.39G	71.64	74.00	-2.36	3	Horizontal	360	1.92	-
2437MHz	Pass	PK	2.4454G	122.08	Inf	-Inf	3	Horizontal	360	1.92	-
2437MHz	Pass	PK	2.4835G	72.06	74.00	-1.94	3	Horizontal	360	1.92	-
2437MHz	Pass	AV	4.87406G	31.67	54.00	-22.33	3	Vertical	202	1.89	-
2437MHz	Pass	PK	4.8746G	43.25	74.00	-30.75	3	Vertical	202	1.89	-
2437MHz	Pass	AV	4.877G	41.02	54.00	-12.98	3	Horizontal	1	1.94	-
2437MHz	Pass	PK	4.87394G	51.46	74.00	-22.54	3	Horizontal	1	1.94	-
2457MHz	Pass	AV	2.358G	49.10	54.00	-4.90	3	Horizontal	358	1.80	-
2457MHz	Pass	AV	2.4588G	108.22	Inf	-Inf	3	Horizontal	358	1.80	-
2457MHz	Pass	AV	2.4835G	53.82	54.00	-0.18	3	Horizontal	358	1.80	-
2457MHz	Pass	PK	2.3538G	60.92	74.00	-13.08	3	Horizontal	358	1.80	-
2457MHz	Pass	PK	2.4594G	120.10	Inf	-Inf	3	Horizontal	358	1.80	-
2457MHz	Pass	PK	2.4846G	71.35	74.00	-2.65	3	Horizontal	358	1.80	-
2462MHz	Pass	AV	2.3888G	46.89	54.00	-7.11	3	Horizontal	191	2.89	-
2462MHz	Pass	AV	2.4626G	105.80	Inf	-Inf	3	Horizontal	191	2.89	-
2462MHz	Pass	AV	2.4842G	53.78	54.00	-0.22	3	Horizontal	191	2.89	-
2462MHz	Pass	PK	2.3708G	58.67	74.00	-15.33	3	Horizontal	191	2.89	-
2462MHz	Pass	PK	2.4542G	116.65	Inf	-Inf	3	Horizontal	191	2.89	-
2462MHz	Pass	PK	2.4854G	73.62	74.00	-0.38	3	Horizontal	191	2.89	-
2462MHz	Pass	AV	4.92388G	30.92	54.00	-23.08	3	Vertical	200	0.99	-
2462MHz	Pass	PK	4.93546G	43.49	74.00	-30.51	3	Vertical	200	0.99	-
2462MHz	Pass	AV	4.92412G	32.24	54.00	-21.76	3	Horizontal	359	1.50	-
2462MHz	Pass	PK	4.93282G	50.53	74.00	-23.47	3	Horizontal	359	1.50	-
802.11ax HEW40-BF_Nss1,(MCS0)_2TX	-	-	-	-	-	-	-	-	-	-	-
2422MHz	Pass	AV	2.39G	52.89	54.00	-1.11	3	Horizontal	354	2.99	-
2422MHz	Pass	AV	2.4136G	112.50	Inf	-Inf	3	Horizontal	354	2.99	-
2422MHz	Pass	AV	2.4838G	47.95	54.00	-6.05	3	Horizontal	354	2.99	-
2422MHz	Pass	PK	2.389G	73.73	74.00	-0.27	3	Horizontal	354	2.99	-

Level (dBuV/m) = Raw(Read Level) + AF(Antenna Factor) + CL(Cable Loss) - PA(Preamp Factor)

Mode	Result	Type	Freq (Hz)	Level (dBuV/m)	Limit (dBuV/m)	Margin (dB)	Dist (m)	Condition	Azimuth (°)	Height (m)	Comments
2422MHz	Pass	PK	2.4112G	115.68	Inf	-Inf	3	Horizontal	354	2.99	-
2422MHz	Pass	PK	2.4868G	63.55	74.00	-10.45	3	Horizontal	354	2.99	-
2422MHz	Pass	AV	4.84394G	31.43	54.00	-22.57	3	Vertical	186	2.24	-
2422MHz	Pass	PK	4.84394G	43.53	74.00	-30.47	3	Vertical	186	2.24	-
2422MHz	Pass	AV	4.84466G	31.37	54.00	-22.63	3	Horizontal	0	1.50	-
2422MHz	Pass	PK	4.84496G	45.87	74.00	-28.13	3	Horizontal	0	1.50	-
2427MHz	Pass	AV	2.3892G	50.89	54.00	-3.11	3	Horizontal	350	1.81	-
2427MHz	Pass	AV	2.4378G	101.38	Inf	-Inf	3	Horizontal	350	1.81	-
2427MHz	Pass	AV	2.484G	49.01	54.00	-4.99	3	Horizontal	350	1.81	-
2427MHz	Pass	PK	2.3898G	73.34	74.00	-0.66	3	Horizontal	350	1.81	-
2427MHz	Pass	PK	2.439G	114.08	Inf	-Inf	3	Horizontal	350	1.81	-
2427MHz	Pass	PK	2.4858G	65.20	74.00	-8.80	3	Horizontal	350	1.81	-
2437MHz	Pass	AV	2.39G	52.53	54.00	-1.47	3	Horizontal	352	2.92	-
2437MHz	Pass	AV	2.428G	103.00	Inf	-Inf	3	Horizontal	352	2.92	-
2437MHz	Pass	AV	2.4844G	51.11	54.00	-2.89	3	Horizontal	352	2.92	-
2437MHz	Pass	PK	2.3896G	73.69	74.00	-0.31	3	Horizontal	352	2.92	-
2437MHz	Pass	PK	2.4442G	113.67	Inf	-Inf	3	Horizontal	352	2.92	-
2437MHz	Pass	PK	2.4844G	71.32	74.00	-2.68	3	Horizontal	352	2.92	-
2437MHz	Pass	AV	4.87406G	31.38	54.00	-22.62	3	Vertical	190	1.23	-
2437MHz	Pass	PK	4.87394G	43.04	74.00	-30.96	3	Vertical	190	1.23	-
2437MHz	Pass	AV	4.8731G	30.84	54.00	-23.16	3	Horizontal	0	2.56	-
2437MHz	Pass	PK	4.87532G	45.59	74.00	-28.41	3	Horizontal	0	2.56	-
2447MHz	Pass	AV	2.3888G	48.51	54.00	-5.49	3	Horizontal	354	1.83	-
2447MHz	Pass	AV	2.4404G	103.26	Inf	-Inf	3	Horizontal	354	1.83	-
2447MHz	Pass	AV	2.4835G	52.80	54.00	-1.20	3	Horizontal	354	1.83	-
2447MHz	Pass	PK	2.3894G	67.09	74.00	-6.91	3	Horizontal	354	1.83	-
2447MHz	Pass	PK	2.4416G	115.87	Inf	-Inf	3	Horizontal	354	1.83	-
2447MHz	Pass	PK	2.4854G	73.47	74.00	-0.53	3	Horizontal	354	1.83	-
2452MHz	Pass	AV	2.3428G	48.86	54.00	-5.14	3	Horizontal	360	1.00	-
2452MHz	Pass	AV	2.4412G	110.22	Inf	-Inf	3	Horizontal	360	1.00	-
2452MHz	Pass	AV	2.5402G	53.88	54.00	-0.12	3	Horizontal	360	1.00	-
2452MHz	Pass	PK	2.39G	62.87	74.00	-11.13	3	Horizontal	360	1.00	-
2452MHz	Pass	PK	2.4538G	115.59	Inf	-Inf	3	Horizontal	360	1.00	-
2452MHz	Pass	PK	2.4838G	73.66	74.00	-0.34	3	Horizontal	360	1.00	-
2452MHz	Pass	AV	4.904G	31.76	54.00	-22.24	3	Vertical	193	1.34	-
2452MHz	Pass	PK	4.9049G	43.11	74.00	-30.89	3	Vertical	193	1.34	-
2452MHz	Pass	AV	4.90784G	30.74	54.00	-23.26	3	Horizontal	359	2.79	-
2452MHz	Pass	PK	4.9046G	44.62	74.00	-29.38	3	Horizontal	359	2.79	-

Level (dBuV/m) = Raw(Read Level) + AF(Antenna Factor) + CL(Cable Loss) - PA(Preamp Factor)

802.11ax HEW20-BF_Nss1,(MCS0)_2TX

2412MHz_TX

02/10/2019

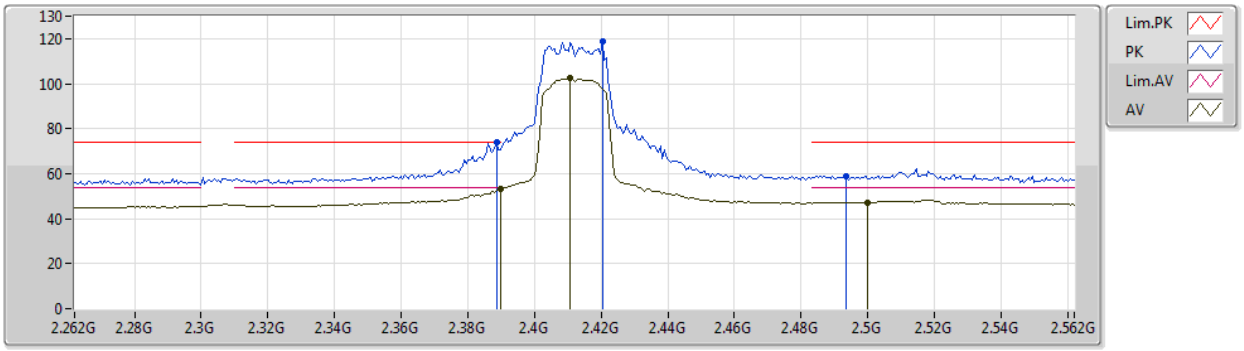

Type	Freq	Level	Limit	Margin	Factor	Dist	Condition	Azimuth	Height	Comment	Raw	AF	CL	PA
	(Hz)	(dBuV/m)	(dBuV/m)	(dB)	(dB)	(m)		(°)	(m)		(dBuV)	(dB)	(dB)	(dB)
AV	2.3898G	53.19	54.00	-0.81	32.09	3	Horizontal	352	3.00	-	21.10	27.37	4.72	-
AV	2.4108G	102.30	Inf	-Inf	32.17	3	Horizontal	352	3.00	-	70.13	27.43	4.74	-
AV	2.5G	47.13	54.00	-6.87	32.55	3	Horizontal	352	3.00	-	14.58	27.70	4.85	-
PK	2.3886G	73.69	74.00	-0.31	32.09	3	Horizontal	352	3.00	-	41.60	27.37	4.72	-
PK	2.4204G	118.87	Inf	-Inf	32.21	3	Horizontal	352	3.00	-	86.66	27.46	4.75	-
PK	2.4936G	59.05	74.00	-14.95	32.52	3	Horizontal	352	3.00	-	26.53	27.68	4.84	-

802.11ax HEW20-BF_Nss1,(MCS0)_2TX

2412MHz_TX

02/10/2019

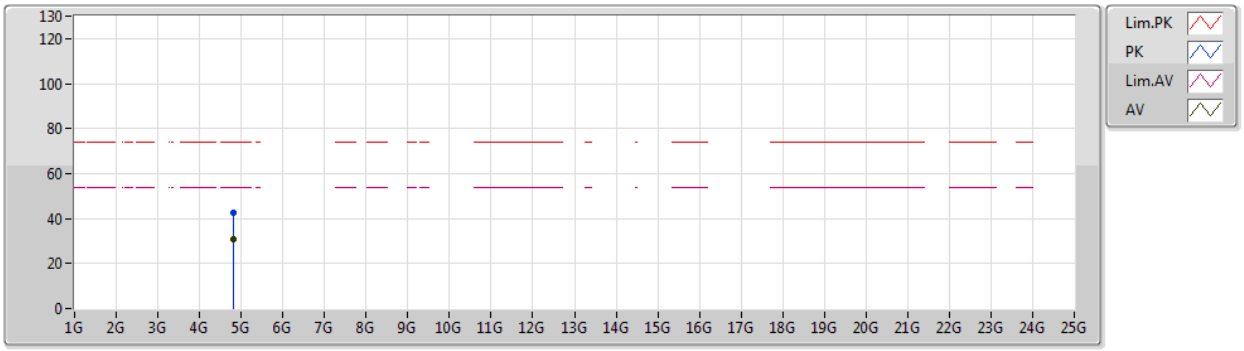

Type	Freq	Level	Limit	Margin	Factor	Dist	Condition	Azimuth	Height	Comment	Raw	AF	CL	PA
	(Hz)	(dBuV/m)	(dBuV/m)	(dB)	(dB)	(m)		(°)	(m)		(dBuV)	(dB)	(dB)	(dB)
AV	4.82388G	30.93	54.00	-23.07	3.69	3	Vertical	186	1.50	-	27.24	31.38	6.79	34.48
PK	4.82808G	42.71	74.00	-31.29	3.70	3	Vertical	186	1.50	-	39.01	31.39	6.79	34.48

802.11ax HEW20-BF_Nss1,(MCS0)_2TX

2412MHz_TX

02/10/2019

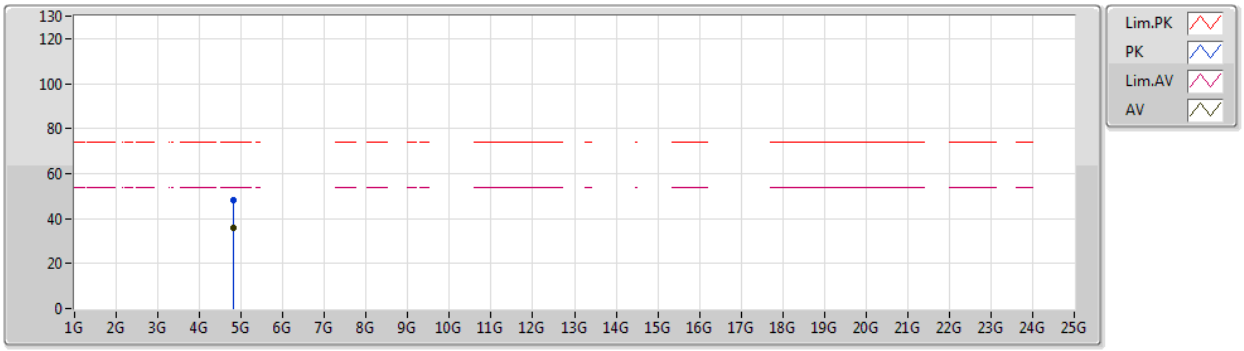

Type	Freq	Level	Limit	Margin	Factor	Dist	Condition	Azimuth	Height	Comment	Raw	AF	CL	PA
	(Hz)	(dBuV/m)	(dBuV/m)	(dB)	(dB)	(m)		(°)	(m)		(dBuV)	(dB)	(dB)	(dB)
AV	4.82406G	35.81	54.00	-18.19	3.69	3	Horizontal	183	1.75	-	32.12	31.38	6.79	34.48
PK	4.8123G	48.43	74.00	-25.57	3.66	3	Horizontal	183	1.75	-	44.77	31.36	6.79	34.49

802.11ax HEW20-BF_Nss1,(MCS0)_2TX

2417MHz_TX

02/10/2019

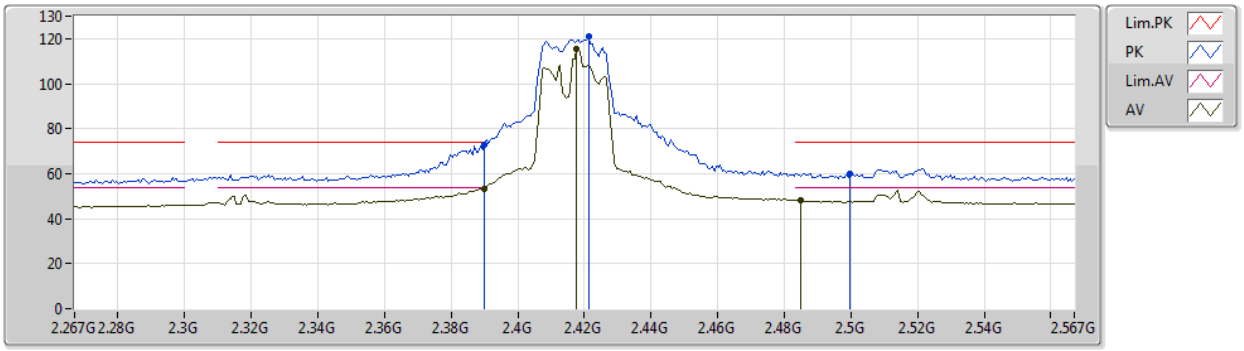

Type	Freq	Level	Limit	Margin	Factor	Dist	Condition	Azimuth	Height	Comment	Raw	AF	CL	PA
	(Hz)	(dBuV/m)	(dBuV/m)	(dB)	(dB)	(m)		(°)	(m)		(dBuV)	(dB)	(dB)	(dB)
AV	2.39G	53.49	54.00	-0.51	32.09	3	Horizontal	355	1.66	-	21.40	27.37	4.72	-
AV	2.4176G	115.33	Inf	-Inf	32.20	3	Horizontal	355	1.66	-	83.13	27.45	4.75	-
AV	2.4848G	48.22	54.00	-5.78	32.48	3	Horizontal	355	1.66	-	15.74	27.65	4.83	-
PK	2.39G	73.10	74.00	-0.90	32.09	3	Horizontal	355	1.66	-	41.01	27.37	4.72	-
PK	2.4212G	120.86	Inf	-Inf	32.21	3	Horizontal	355	1.66	-	88.65	27.46	4.75	-
PK	2.4998G	60.10	74.00	-13.90	32.55	3	Horizontal	355	1.66	-	27.55	27.70	4.85	-

802.11ax HEW20-BF_Nss1,(MCS0)_2TX

2437MHz_TX

02/10/2019

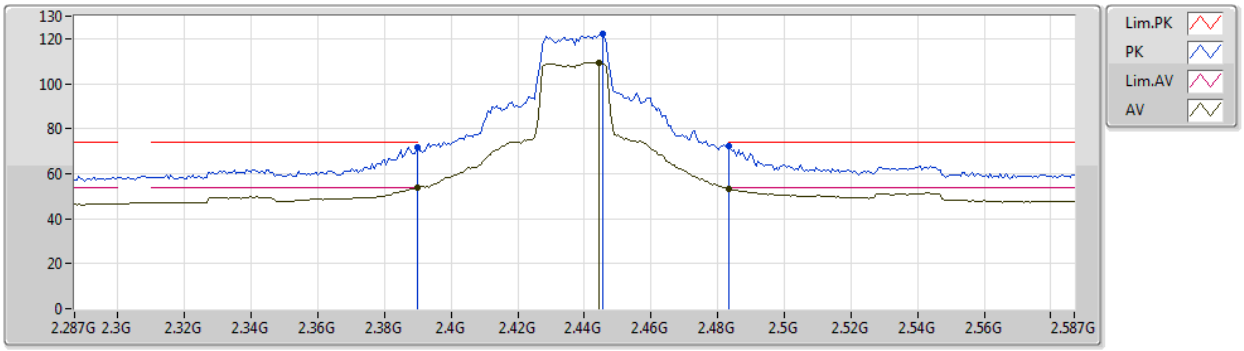

Type	Freq	Level	Limit	Margin	Factor	Dist	Condition	Azimuth	Height	Comment	Raw	AF	CL	PA
	(Hz)	(dBuV/m)	(dBuV/m)	(dB)	(dB)	(m)		(°)	(m)		(dBuV)	(dB)	(dB)	(dB)
AV	2.39G	53.62	54.00	-0.38	32.09	3	Horizontal	360	1.92	-	21.53	27.37	4.72	-
AV	2.4442G	109.41	Inf	-Inf	32.31	3	Horizontal	360	1.92	-	77.10	27.53	4.78	-
AV	2.4835G	53.13	54.00	-0.87	32.48	3	Horizontal	360	1.92	-	20.65	27.65	4.83	-
PK	2.39G	71.64	74.00	-2.36	32.09	3	Horizontal	360	1.92	-	39.55	27.37	4.72	-
PK	2.4454G	122.08	Inf	-Inf	32.32	3	Horizontal	360	1.92	-	89.76	27.54	4.78	-
PK	2.4835G	72.06	74.00	-1.94	32.48	3	Horizontal	360	1.92	-	39.58	27.65	4.83	-

802.11ax HEW20-BF_Nss1,(MCS0)_2TX

2437MHz_TX

02/10/2019

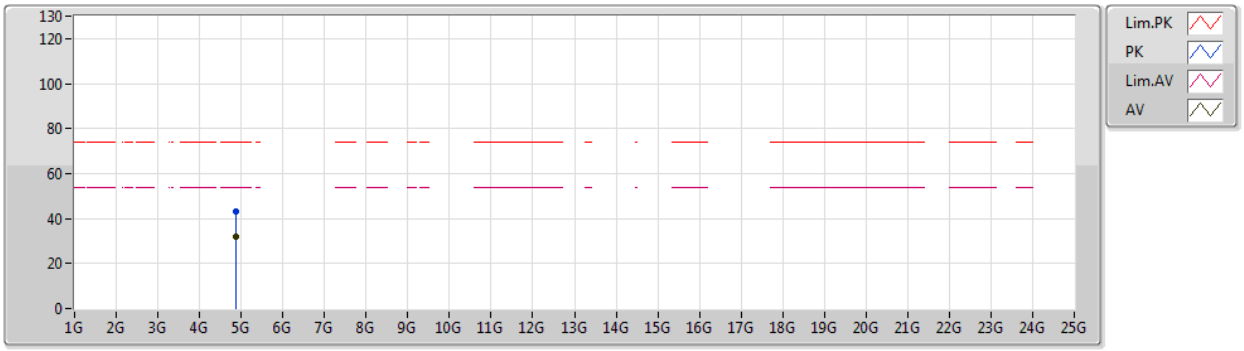

Type	Freq	Level	Limit	Margin	Factor	Dist	Condition	Azimuth	Height	Comment	Raw	AF	CL	PA
	(Hz)	(dBuV/m)	(dBuV/m)	(dB)	(dB)	(m)		(°)	(m)		(dBuV)	(dB)	(dB)	(dB)
AV	4.87406G	31.67	54.00	-22.33	3.81	3	Vertical	202	1.89	-	27.86	31.47	6.81	34.47
PK	4.8746G	43.25	74.00	-30.75	3.81	3	Vertical	202	1.89	-	39.44	31.47	6.81	34.47

802.11ax HEW20-BF_Nss1,(MCS0)_2TX

2437MHz_TX

02/10/2019

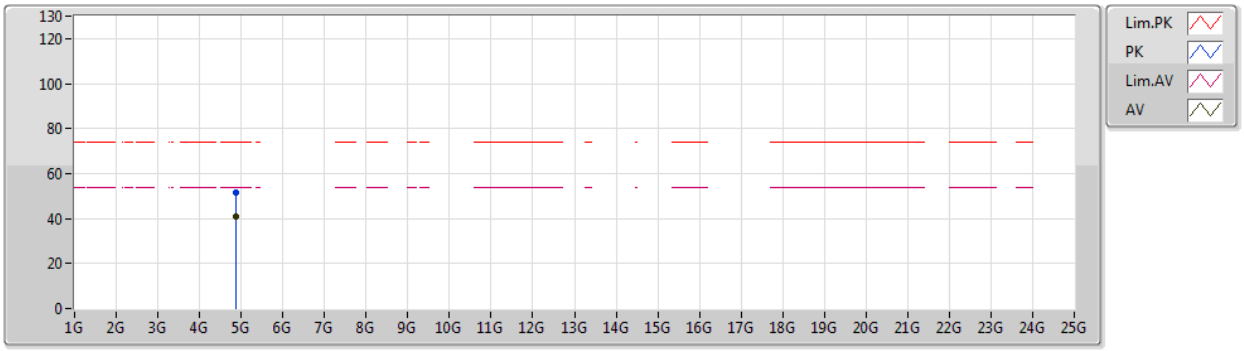

Type	Freq	Level	Limit	Margin	Factor	Dist	Condition	Azimuth	Height	Comment	Raw	AF	CL	PA
	(Hz)	(dBuV/m)	(dBuV/m)	(dB)	(dB)	(m)		(°)	(m)		(dBuV)	(dB)	(dB)	(dB)
AV	4.877G	41.02	54.00	-12.98	3.82	3	Horizontal	1	1.94	-	37.20	31.48	6.81	34.47
PK	4.87394G	51.46	74.00	-22.54	3.81	3	Horizontal	1	1.94	-	47.65	31.47	6.81	34.47

802.11ax HEW20-BF_Nss1,(MCS0)_2TX

2457MHz_TX

02/10/2019

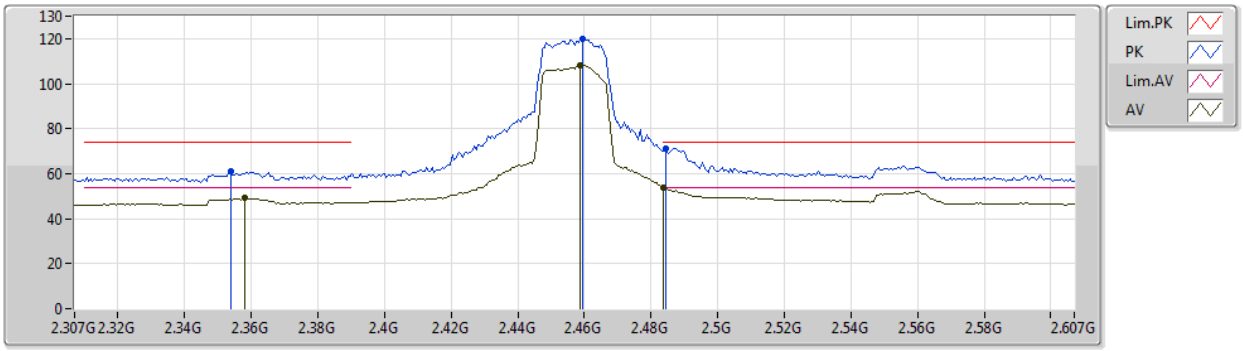

Type	Freq	Level	Limit	Margin	Factor	Dist	Condition	Azimuth	Height	Comment	Raw	AF	CL	PA
	(Hz)	(dBuV/m)	(dBuV/m)	(dB)	(dB)	(m)		(°)	(m)		(dBuV)	(dB)	(dB)	(dB)
AV	2.358G	49.10	54.00	-4.90	31.95	3	Horizontal	358	1.80	-	17.15	27.27	4.68	-
AV	2.4588G	108.22	Inf	-Inf	32.38	3	Horizontal	358	1.80	-	75.84	27.58	4.80	-
AV	2.4835G	53.82	54.00	-0.18	32.48	3	Horizontal	358	1.80	-	21.34	27.65	4.83	-
PK	2.3538G	60.92	74.00	-13.08	31.94	3	Horizontal	358	1.80	-	28.98	27.26	4.68	-
PK	2.4594G	120.10	Inf	-Inf	32.38	3	Horizontal	358	1.80	-	87.72	27.58	4.80	-
PK	2.4846G	71.35	74.00	-2.65	32.48	3	Horizontal	358	1.80	-	38.87	27.65	4.83	-

802.11ax HEW20-BF_Nss1,(MCS0)_2TX

2462MHz_TX

02/10/2019

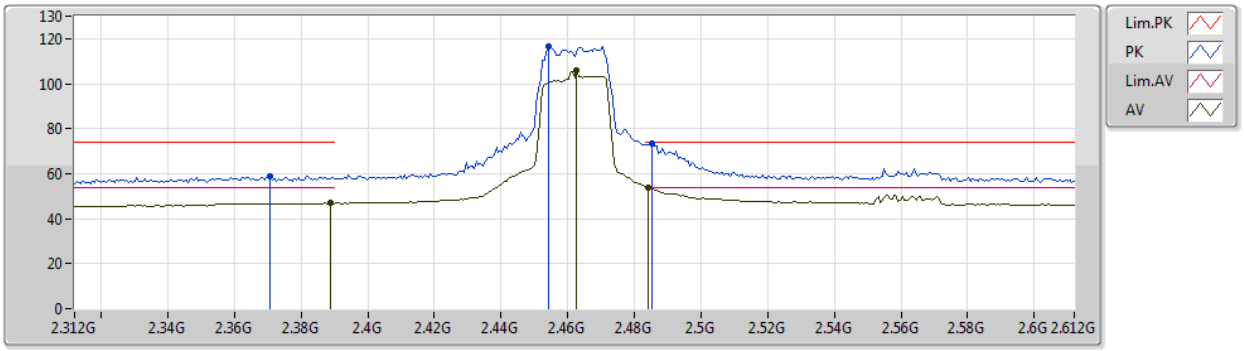

Type	Freq	Level	Limit	Margin	Factor	Dist	Condition	Azimuth	Height	Comment	Raw	AF	CL	PA
	(Hz)	(dBuV/m)	(dBuV/m)	(dB)	(dB)	(m)		(°)	(m)		(dBuV)	(dB)	(dB)	(dB)
AV	2.3888G	46.89	54.00	-7.11	32.09	3	Horizontal	191	2.89	-	14.80	27.37	4.72	-
AV	2.4626G	105.80	Inf	-Inf	32.39	3	Horizontal	191	2.89	-	73.41	27.59	4.80	-
AV	2.4842G	53.78	54.00	-0.22	32.48	3	Horizontal	191	2.89	-	21.30	27.65	4.83	-
PK	2.3708G	58.67	74.00	-15.33	32.01	3	Horizontal	191	2.89	-	26.66	27.31	4.70	-
PK	2.4542G	116.65	Inf	-Inf	32.35	3	Horizontal	191	2.89	-	84.30	27.56	4.79	-
PK	2.4854G	73.62	74.00	-0.38	32.49	3	Horizontal	191	2.89	-	41.13	27.66	4.83	-

802.11ax HEW20-BF_Nss1,(MCS0)_2TX

2462MHz_TX

02/10/2019

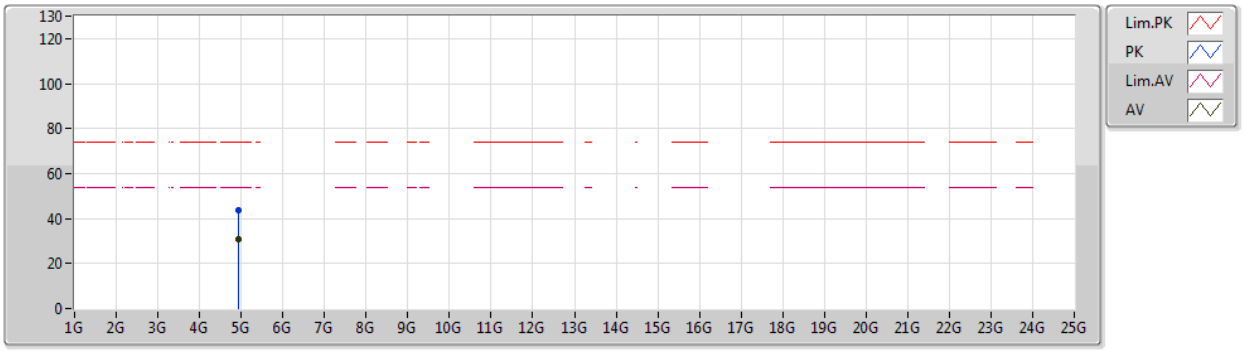

Type	Freq	Level	Limit	Margin	Factor	Dist	Condition	Azimuth	Height	Comment	Raw	AF	CL	PA
	(Hz)	(dBuV/m)	(dBuV/m)	(dB)	(dB)	(m)		(°)	(m)		(dBuV)	(dB)	(dB)	(dB)
AV	4.92388G	30.92	54.00	-23.08	3.93	3	Vertical	200	0.99	-	26.99	31.56	6.82	34.45
PK	4.93546G	43.49	74.00	-30.51	3.96	3	Vertical	200	0.99	-	39.53	31.58	6.83	34.45

802.11ax HEW20-BF_Nss1,(MCS0)_2TX

2462MHz_TX

02/10/2019

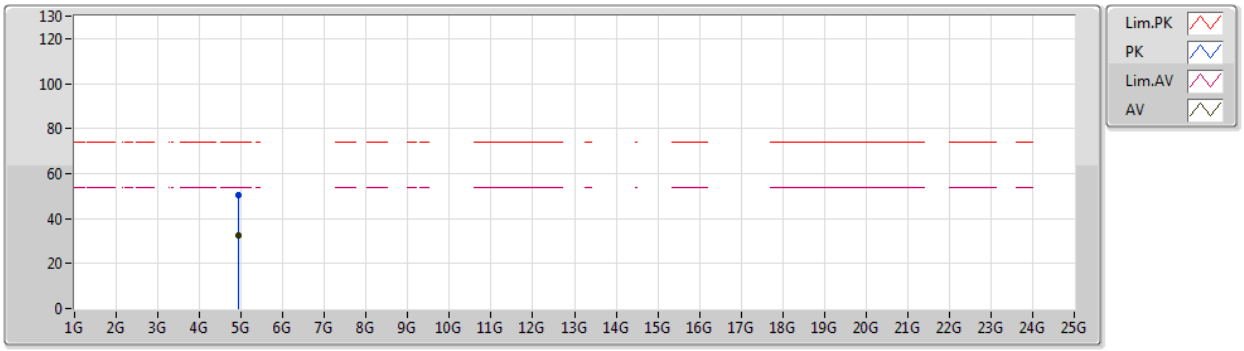

Type	Freq	Level	Limit	Margin	Factor	Dist	Condition	Azimuth	Height	Comment	Raw	AF	CL	PA
	(Hz)	(dBuV/m)	(dBuV/m)	(dB)	(dB)	(m)		(°)	(m)		(dBuV)	(dB)	(dB)	(dB)
AV	4.92412G	32.24	54.00	-21.76	3.93	3	Horizontal	359	1.50	-	28.31	31.56	6.82	34.45
PK	4.93282G	50.53	74.00	-23.47	3.96	3	Horizontal	359	1.50	-	46.57	31.58	6.83	34.45

802.11ax HEW40-BF_Nss1,(MCS0)_2TX

2422MHz_TX

02/10/2019

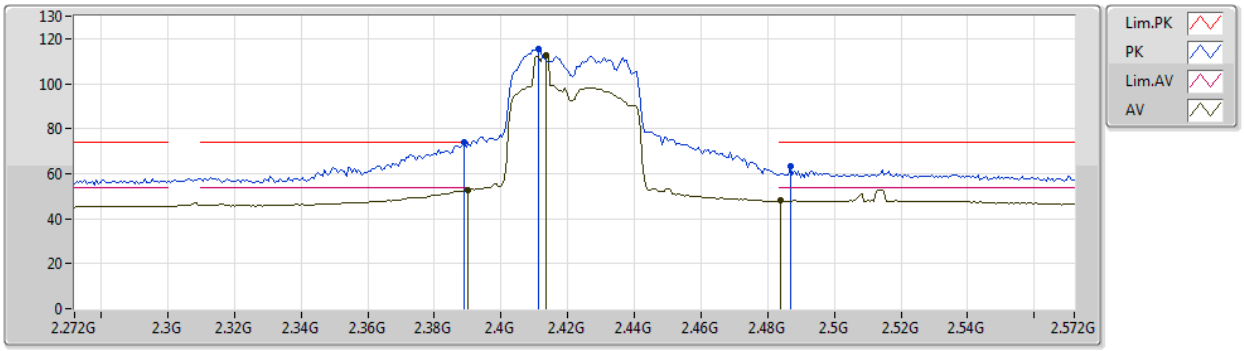

Type	Freq	Level	Limit	Margin	Factor	Dist	Condition	Azimuth	Height	Comment	Raw	AF	CL	PA
	(Hz)	(dBuV/m)	(dBuV/m)	(dB)	(dB)	(m)		(°)	(m)		(dBuV)	(dB)	(dB)	(dB)
AV	2.39G	52.89	54.00	-1.11	32.09	3	Horizontal	354	2.99	-	20.80	27.37	4.72	-
AV	2.4136G	112.50	Inf	-Inf	32.19	3	Horizontal	354	2.99	-	80.31	27.44	4.75	-
AV	2.4838G	47.95	54.00	-6.05	32.48	3	Horizontal	354	2.99	-	15.47	27.65	4.83	-
PK	2.389G	73.73	74.00	-0.27	32.09	3	Horizontal	354	2.99	-	41.64	27.37	4.72	-
PK	2.4112G	115.68	Inf	-Inf	32.17	3	Horizontal	354	2.99	-	83.51	27.43	4.74	-
PK	2.4868G	63.55	74.00	-10.45	32.49	3	Horizontal	354	2.99	-	31.06	27.66	4.83	-

802.11ax HEW40-BF_Nss1,(MCS0)_2TX

2422MHz_TX

02/10/2019

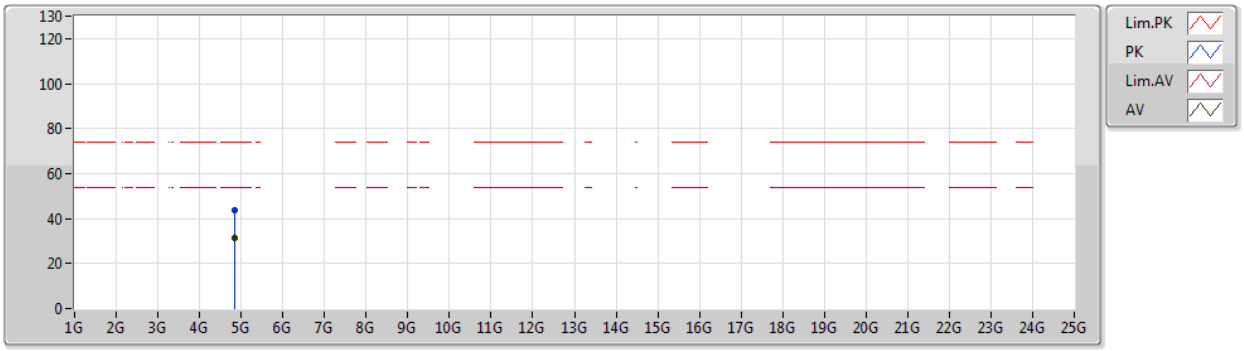

Type	Freq	Level	Limit	Margin	Factor	Dist	Condition	Azimuth	Height	Comment	Raw	AF	CL	PA
	(Hz)	(dBuV/m)	(dBuV/m)	(dB)	(dB)	(m)		(°)	(m)		(dBuV)	(dB)	(dB)	(dB)
AV	4.84394G	31.43	54.00	-22.57	3.74	3	Vertical	186	2.24	-	27.69	31.42	6.80	34.48
PK	4.84394G	43.53	74.00	-30.47	3.74	3	Vertical	186	2.24	-	39.79	31.42	6.80	34.48

802.11ax HEW40-BF_Nss1,(MCS0)_2TX

2422MHz_TX

02/10/2019

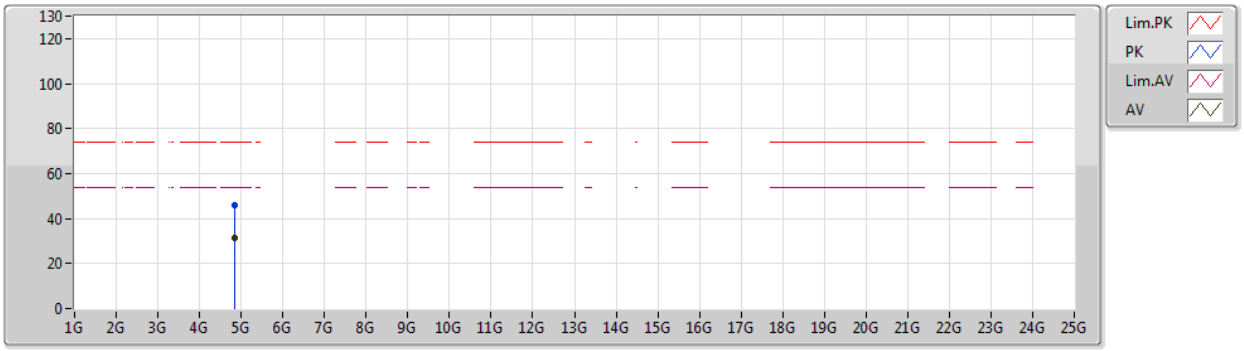

Type	Freq	Level	Limit	Margin	Factor	Dist	Condition	Azimuth	Height	Comment	Raw	AF	CL	PA
	(Hz)	(dBuV/m)	(dBuV/m)	(dB)	(dB)	(m)		(°)	(m)		(dBuV)	(dB)	(dB)	(dB)
AV	4.84466G	31.37	54.00	-22.63	3.74	3	Horizontal	0	1.50	-	27.63	31.42	6.80	34.48
PK	4.84496G	45.87	74.00	-28.13	3.74	3	Horizontal	0	1.50	-	42.13	31.42	6.80	34.48

802.11ax HEW40-BF_Nss1,(MCS0)_2TX

2427MHz_TX

02/10/2019

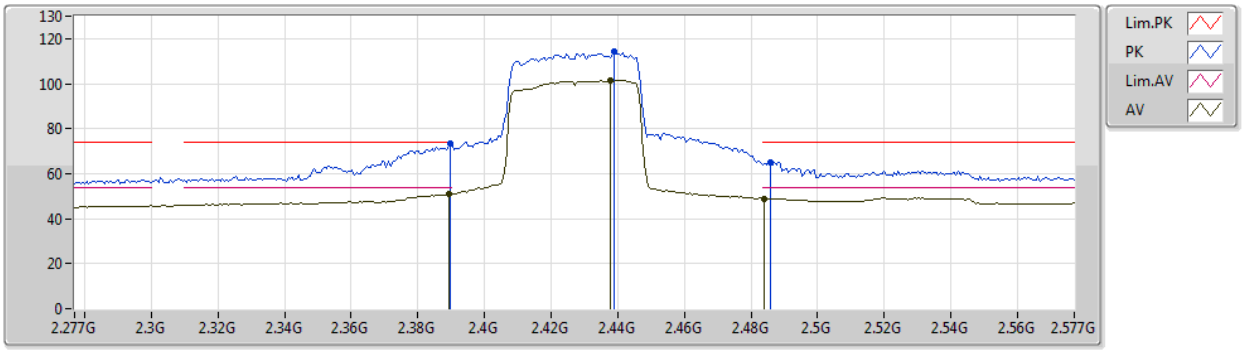

Type	Freq	Level	Limit	Margin	Factor	Dist	Condition	Azimuth	Height	Comment	Raw	AF	CL	PA
	(Hz)	(dBuV/m)	(dBuV/m)	(dB)	(dB)	(m)		(°)	(m)		(dBuV)	(dB)	(dB)	(dB)
AV	2.3892G	50.89	54.00	-3.11	32.09	3	Horizontal	350	1.81	-	18.80	27.37	4.72	-
AV	2.4378G	101.38	Inf	-Inf	32.28	3	Horizontal	350	1.81	-	69.10	27.51	4.77	-
AV	2.484G	49.01	54.00	-4.99	32.48	3	Horizontal	350	1.81	-	16.53	27.65	4.83	-
PK	2.3898G	73.34	74.00	-0.66	32.09	3	Horizontal	350	1.81	-	41.25	27.37	4.72	-
PK	2.439G	114.08	Inf	-Inf	32.30	3	Horizontal	350	1.81	-	81.78	27.52	4.78	-
PK	2.4858G	65.20	74.00	-8.80	32.49	3	Horizontal	350	1.81	-	32.71	27.66	4.83	-

802.11ax HEW40-BF_Nss1,(MCS0)_2TX

2437MHz_TX

02/10/2019

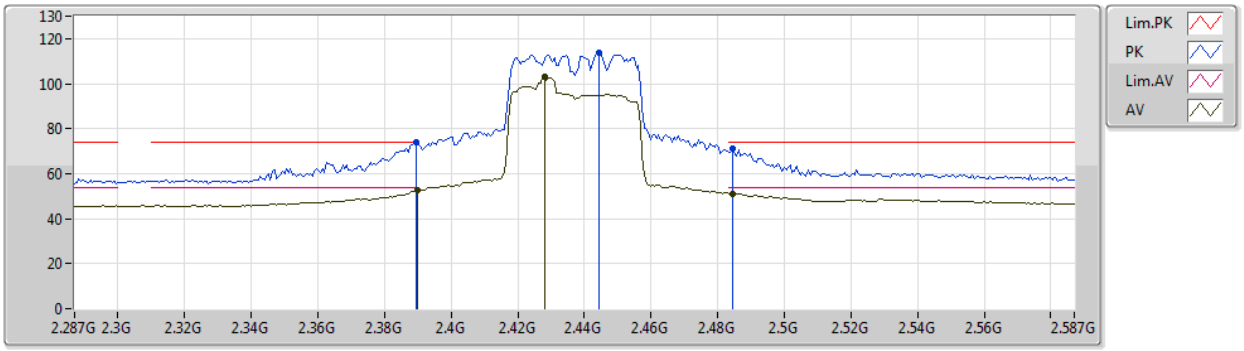

Type	Freq	Level	Limit	Margin	Factor	Dist	Condition	Azimuth	Height	Comment	Raw	AF	CL	PA
	(Hz)	(dBuV/m)	(dBuV/m)	(dB)	(dB)	(m)		(°)	(m)		(dBuV)	(dB)	(dB)	(dB)
AV	2.39G	52.53	54.00	-1.47	32.09	3	Horizontal	352	2.92	-	20.44	27.37	4.72	-
AV	2.428G	103.00	Inf	-Inf	32.24	3	Horizontal	352	2.92	-	70.76	27.48	4.76	-
AV	2.4844G	51.11	54.00	-2.89	32.48	3	Horizontal	352	2.92	-	18.63	27.65	4.83	-
PK	2.3896G	73.69	74.00	-0.31	32.09	3	Horizontal	352	2.92	-	41.60	27.37	4.72	-
PK	2.4442G	113.67	Inf	-Inf	32.31	3	Horizontal	352	2.92	-	81.36	27.53	4.78	-
PK	2.4844G	71.32	74.00	-2.68	32.48	3	Horizontal	352	2.92	-	38.84	27.65	4.83	-

802.11ax HEW40-BF_Nss1,(MCS0)_2TX

2437MHz_TX

02/10/2019

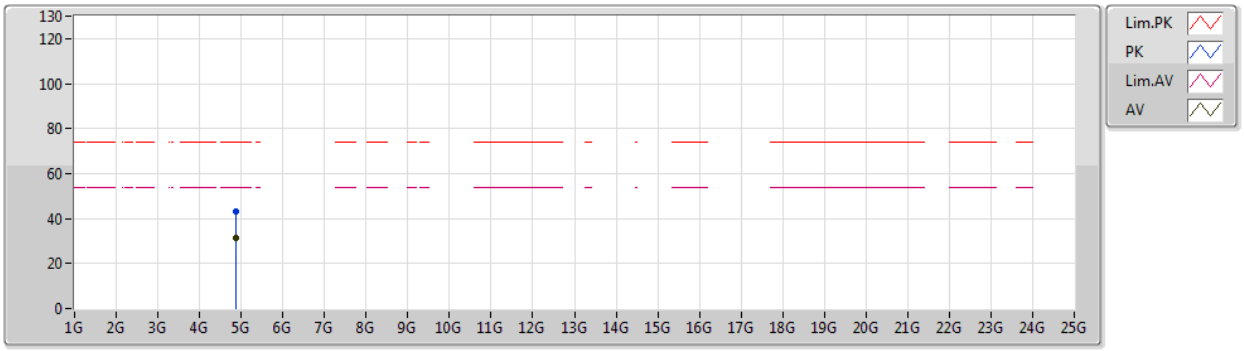

Type	Freq	Level	Limit	Margin	Factor	Dist	Condition	Azimuth	Height	Comment	Raw	AF	CL	PA
	(Hz)	(dBuV/m)	(dBuV/m)	(dB)	(dB)	(m)		(°)	(m)		(dBuV)	(dB)	(dB)	(dB)
AV	4.87406G	31.38	54.00	-22.62	3.81	3	Vertical	190	1.23	-	27.57	31.47	6.81	34.47
PK	4.87394G	43.04	74.00	-30.96	3.81	3	Vertical	190	1.23	-	39.23	31.47	6.81	34.47

802.11ax HEW40-BF_Nss1,(MCS0)_2TX

2437MHz_TX

02/10/2019

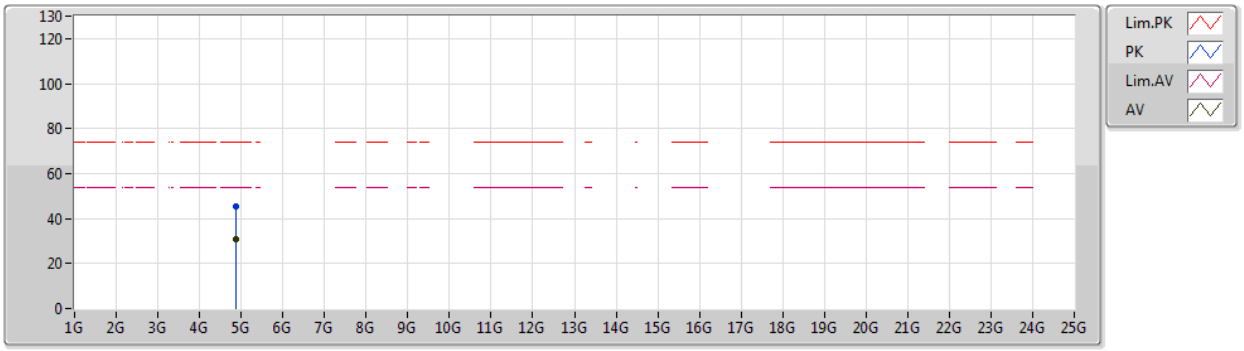

Type	Freq	Level	Limit	Margin	Factor	Dist	Condition	Azimuth	Height	Comment	Raw	AF	CL	PA
	(Hz)	(dBuV/m)	(dBuV/m)	(dB)	(dB)	(m)		(°)	(m)		(dBuV)	(dB)	(dB)	(dB)
AV	4.8731G	30.84	54.00	-23.16	3.81	3	Horizontal	0	2.56	-	27.03	31.47	6.81	34.47
PK	4.87532G	45.59	74.00	-28.41	3.82	3	Horizontal	0	2.56	-	41.77	31.48	6.81	34.47

802.11ax HEW40-BF_Nss1,(MCS0)_2TX

2447MHz_TX

02/10/2019

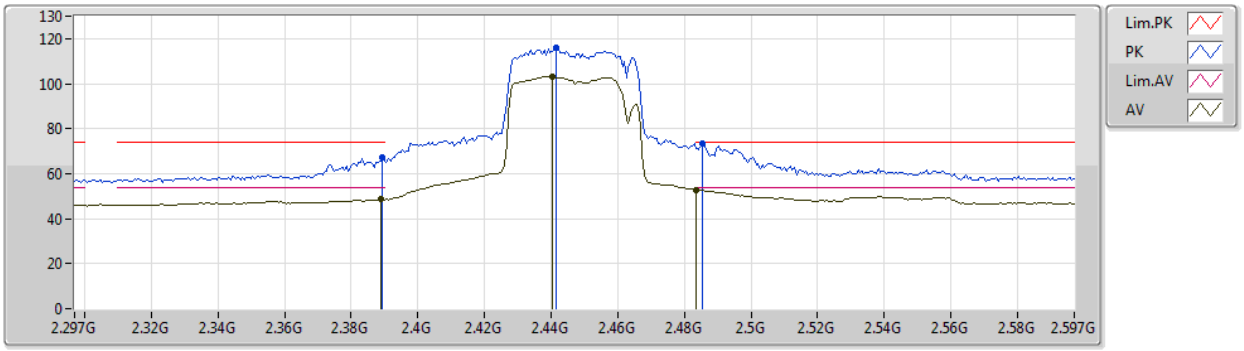

Type	Freq	Level	Limit	Margin	Factor	Dist	Condition	Azimuth	Height	Comment	Raw	AF	CL	PA
	(Hz)	(dBuV/m)	(dBuV/m)	(dB)	(dB)	(m)		(°)	(m)		(dBuV)	(dB)	(dB)	(dB)
AV	2.3888G	48.51	54.00	-5.49	32.09	3	Horizontal	354	1.83	-	16.42	27.37	4.72	-
AV	2.4404G	103.26	Inf	-Inf	32.30	3	Horizontal	354	1.83	-	70.96	27.52	4.78	-
AV	2.4835G	52.80	54.00	-1.20	32.48	3	Horizontal	354	1.83	-	20.32	27.65	4.83	-
PK	2.3894G	67.09	74.00	-6.91	32.09	3	Horizontal	354	1.83	-	35.00	27.37	4.72	-
PK	2.4416G	115.87	Inf	-Inf	32.30	3	Horizontal	354	1.83	-	83.57	27.52	4.78	-
PK	2.4854G	73.47	74.00	-0.53	32.49	3	Horizontal	354	1.83	-	40.98	27.66	4.83	-

802.11ax HEW40-BF_Nss1,(MCS0)_2TX

02/10/2019

2452MHz_TX

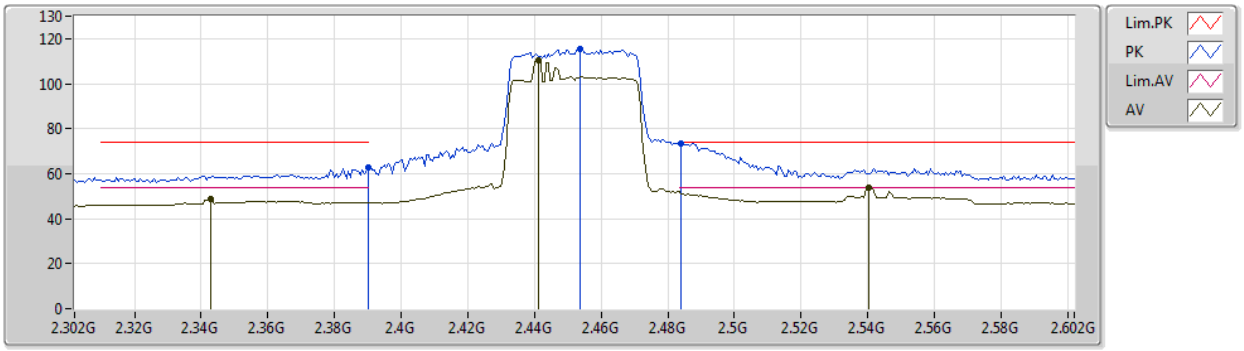

Type	Freq	Level	Limit	Margin	Factor	Dist	Condition	Azimuth	Height	Comment	Raw	AF	CL	PA
	(Hz)	(dBuV/m)	(dBuV/m)	(dB)	(dB)	(m)		(°)	(m)		(dBuV)	(dB)	(dB)	(dB)
AV	2.3428G	48.86	54.00	-5.14	31.89	3	Horizontal	360	1.00	-	16.97	27.23	4.66	-
AV	2.4412G	110.22	Inf	-Inf	32.30	3	Horizontal	360	1.00	-	77.92	27.52	4.78	-
AV	2.5402G	53.88	54.00	-0.12	32.66	3	Horizontal	360	1.00	-	21.22	27.76	4.90	-
PK	2.39G	62.87	74.00	-11.13	32.09	3	Horizontal	360	1.00	-	30.78	27.37	4.72	-
PK	2.4538G	115.59	Inf	-Inf	32.35	3	Horizontal	360	1.00	-	83.24	27.56	4.79	-
PK	2.4838G	73.66	74.00	-0.34	32.48	3	Horizontal	360	1.00	-	41.18	27.65	4.83	-

802.11ax HEW40-BF_Nss1,(MCS0)_2TX

2452MHz_TX

02/10/2019

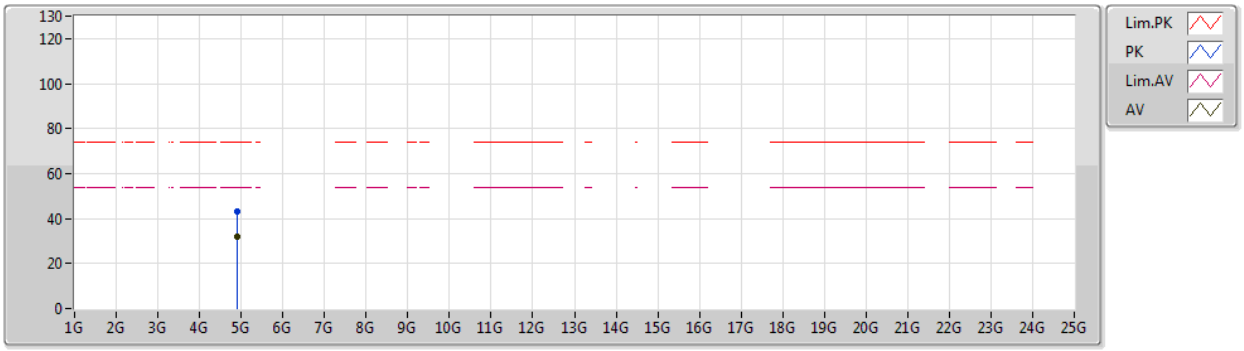

Type	Freq	Level	Limit	Margin	Factor	Dist	Condition	Azimuth	Height	Comment	Raw	AF	CL	PA
	(Hz)	(dBuV/m)	(dBuV/m)	(dB)	(dB)	(m)		(°)	(m)		(dBuV)	(dB)	(dB)	(dB)
AV	4.904G	31.76	54.00	-22.24	3.89	3	Vertical	193	1.34	-	27.87	31.53	6.82	34.46
PK	4.9049G	43.11	74.00	-30.89	3.89	3	Vertical	193	1.34	-	39.22	31.53	6.82	34.46

802.11ax HEW40-BF_Nss1,(MCS0)_2TX

2452MHz_TX

02/10/2019

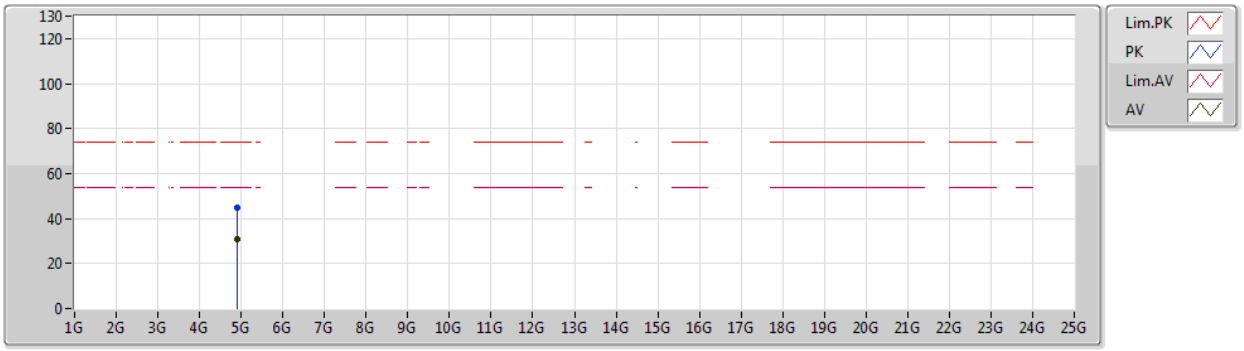

Type	Freq	Level	Limit	Margin	Factor	Dist	Condition	Azimuth	Height	Comment	Raw	AF	CL	PA
	(Hz)	(dBuV/m)	(dBuV/m)	(dB)	(dB)	(m)		(°)	(m)		(dBuV)	(dB)	(dB)	(dB)
AV	4.90784G	30.74	54.00	-23.26	3.89	3	Horizontal	359	2.79	-	26.85	31.53	6.82	34.46
PK	4.9046G	44.62	74.00	-29.38	3.89	3	Horizontal	359	2.79	-	40.73	31.53	6.82	34.46

Summary

Mode	Result	Type	Freq (Hz)	Level (dBuV/m)	Limit (dBuV/m)	Margin (dB)	Dist (m)	Condition	Azimuth (°)	Height (m)	Comments
2.4-2.4835GHz	-	-	-	-	-	-	-	-	-	-	-
802.11ax HEW40-BF_Nss1,(MCS0)_2TX	Pass	QP	99.84M	42.46	43.50	-1.04	3	Horizontal	223	1.89	-

Result

Mode	Result	Type	Freq (Hz)	Level (dBuV/m)	Limit (dBuV/m)	Margin (dB)	Dist (m)	Condition	Azimuth (°)	Height (m)	Comments
802.11ax HEW40-BF_Nss1,(MCS0)_2TX	-	-	-	-	-	-	-	-	-	-	-
2437MHz	Pass	PK	249.22M	36.50	46.00	-9.50	3	Vertical	0	1.00	-
2437MHz	Pass	PK	412.18M	38.70	46.00	-7.30	3	Vertical	0	1.00	-
2437MHz	Pass	PK	538.28M	37.76	46.00	-8.24	3	Vertical	0	1.00	-
2437MHz	Pass	PK	633.34M	38.82	46.00	-7.18	3	Vertical	0	1.00	-
2437MHz	Pass	PK	654.68M	40.42	46.00	-5.58	3	Vertical	0	1.00	-
2437MHz	Pass	QP	99.84M	41.45	43.50	-2.05	3	Vertical	86	1.76	-
2437MHz	Pass	PK	249.22M	42.24	46.00	-3.76	3	Horizontal	360	2.00	-
2437MHz	Pass	PK	487.84M	40.19	46.00	-5.81	3	Horizontal	360	2.00	-
2437MHz	Pass	PK	538.28M	42.26	46.00	-3.74	3	Horizontal	360	2.00	-
2437MHz	Pass	PK	561.56M	42.56	46.00	-3.44	3	Horizontal	360	2.00	-
2437MHz	Pass	PK	641.1M	42.65	46.00	-3.35	3	Horizontal	360	2.00	-
2437MHz	Pass	QP	99.84M	42.46	43.50	-1.04	3	Horizontal	223	1.89	-

802.11ax HEW40-BF_Nss1,(MCS0)_2TX

2437MHz_PoE

15/10/2019

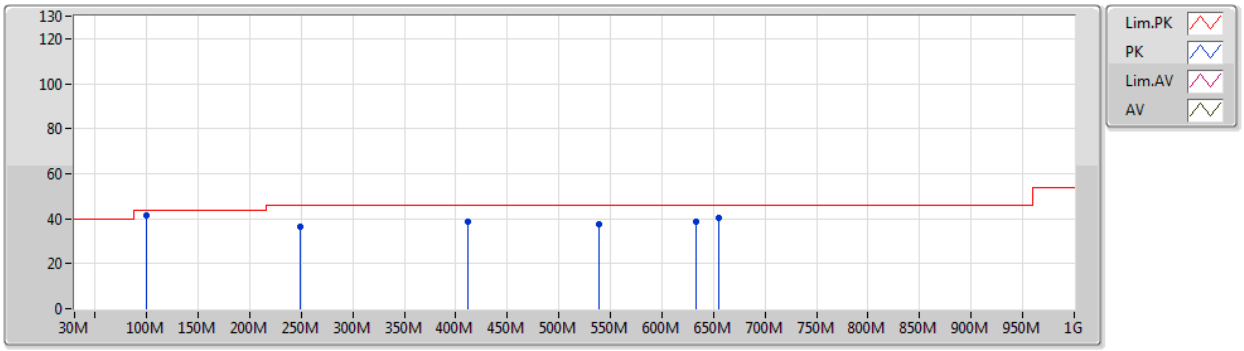

Type	Freq	Level	Limit	Margin	Factor	Dist	Condition	Azimuth	Height	Comment	Raw	AF	CL	PA
	(Hz)	(dBuV/m)	(dBuV/m)	(dB)	(dB)	(m)		(°)	(m)		(dBuV)	(dB)	(dB)	(dB)
PK	249.22M	36.50	46.00	-9.50	-17.58	3	Vertical	0	1.00	-	54.08	17.55	1.29	36.42
PK	412.18M	38.70	46.00	-7.30	-13.65	3	Vertical	0	1.00	-	52.35	21.31	1.71	36.67
PK	538.28M	37.76	46.00	-8.24	-11.81	3	Vertical	0	1.00	-	49.57	23.24	1.98	37.03
PK	633.34M	38.82	46.00	-7.18	-9.75	3	Vertical	0	1.00	-	48.57	25.35	2.17	37.27
PK	654.68M	40.42	46.00	-5.58	-9.79	3	Vertical	0	1.00	-	50.21	25.29	2.21	37.29
QP	99.84M	41.45	43.50	-2.05	-20.95	3	Vertical	86	1.76	-	62.40	15.02	0.81	36.78

802.11ax HEW40-BF_Nss1,(MCS0)_2TX

2437MHz_PoE

15/10/2019

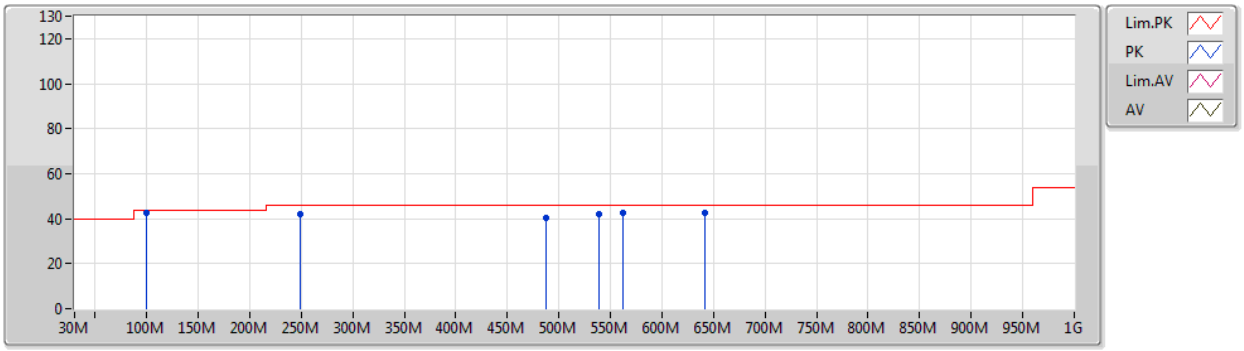

Type	Freq	Level	Limit	Margin	Factor	Dist	Condition	Azimuth	Height	Comment	Raw	AF	CL	PA
	(Hz)	(dBuV/m)	(dBuV/m)	(dB)	(dB)	(m)		(°)	(m)		(dBuV)	(dB)	(dB)	(dB)
PK	249.22M	42.24	46.00	-3.76	-17.58	3	Horizontal	360	2.00	-	59.82	17.55	1.29	36.42
PK	487.84M	40.19	46.00	-5.81	-12.22	3	Horizontal	360	2.00	-	52.41	22.79	1.87	36.88
PK	538.28M	42.26	46.00	-3.74	-11.81	3	Horizontal	360	2.00	-	54.07	23.24	1.98	37.03
PK	561.56M	42.56	46.00	-3.44	-9.99	3	Horizontal	360	2.00	-	52.55	25.08	2.03	37.10
PK	641.1M	42.65	46.00	-3.35	-9.72	3	Horizontal	360	2.00	-	52.37	25.38	2.18	37.28
QP	99.84M	42.46	43.50	-1.04	-20.95	3	Horizontal	223	1.89	-	63.41	15.02	0.81	36.78

Summary

Mode	Result	Type	Freq (Hz)	Level (dBuV/m)	Limit (dBuV/m)	Margin (dB)	Dist (m)	Condition	Azimuth (°)	Height (m)	Comments
2.4-2.4835GHz	-	-	-	-	-	-	-	-	-	-	-
802.11ax HEW20-BF_Nss1,(MCS0)_2TX	Pass	AV	2.5378G	53.92	54.00	-0.08	3	Horizontal	21	1.41	-
802.11ax HEW40-BF_Nss1,(MCS0)_2TX	Pass	AV	2.3898G	53.89	54.00	-0.11	3	Horizontal	360	3.00	-

Result

Mode	Result	Type	Freq (Hz)	Level (dBuV/m)	Limit (dBuV/m)	Margin (dB)	Dist (m)	Condition	Azimuth (°)	Height (m)	Comments
802.11ax HEW20-BF_Nss1,(MCS0)_2TX	-	-	-	-	-	-	-	-	-	-	-
2412MHz	Pass	AV	2.382G	44.69	54.00	-9.31	3	Vertical	135	1.00	-
2412MHz	Pass	AV	2.421G	95.78	Inf	-Inf	3	Vertical	135	1.00	-
2412MHz	Pass	AV	2.5212G	45.48	54.00	-8.52	3	Vertical	135	1.00	-
2412MHz	Pass	PK	2.3898G	58.38	74.00	-15.62	3	Vertical	135	1.00	-
2412MHz	Pass	PK	2.4204G	108.28	Inf	-Inf	3	Vertical	135	1.00	-
2412MHz	Pass	PK	2.52G	57.10	74.00	-16.90	3	Vertical	135	1.00	-
2412MHz	Pass	AV	2.3898G	53.83	54.00	-0.17	3	Horizontal	18	1.52	-
2412MHz	Pass	AV	2.403G	108.97	Inf	-Inf	3	Horizontal	18	1.52	-
2412MHz	Pass	AV	2.5038G	51.06	54.00	-2.94	3	Horizontal	18	1.52	-
2412MHz	Pass	PK	2.3886G	71.67	74.00	-2.33	3	Horizontal	18	1.52	-
2412MHz	Pass	PK	2.403G	120.31	Inf	-Inf	3	Horizontal	18	1.52	-
2412MHz	Pass	PK	2.5038G	62.61	74.00	-11.39	3	Horizontal	18	1.52	-
2412MHz	Pass	AV	4.82408G	32.25	54.00	-21.75	3	Vertical	0	2.04	-
2412MHz	Pass	PK	4.82396G	43.80	74.00	-30.20	3	Vertical	0	2.04	-
2412MHz	Pass	AV	4.82396G	36.72	54.00	-17.28	3	Horizontal	349	2.25	-
2412MHz	Pass	PK	4.82112G	46.85	74.00	-27.15	3	Horizontal	349	2.25	-
2417MHz	Pass	AV	2.39G	44.90	54.00	-9.10	3	Vertical	128	1.19	-
2417MHz	Pass	AV	2.4248G	97.56	Inf	-Inf	3	Vertical	128	1.19	-
2417MHz	Pass	AV	2.4866G	44.96	54.00	-9.04	3	Vertical	128	1.19	-
2417MHz	Pass	PK	2.3858G	58.10	74.00	-15.90	3	Vertical	128	1.19	-
2417MHz	Pass	PK	2.4254G	111.17	Inf	-Inf	3	Vertical	128	1.19	-
2417MHz	Pass	PK	2.498G	56.87	74.00	-17.13	3	Vertical	128	1.19	-
2417MHz	Pass	AV	2.39G	50.47	54.00	-3.53	3	Horizontal	336	2.19	-
2417MHz	Pass	AV	2.4092G	107.27	Inf	-Inf	3	Horizontal	336	2.19	-
2417MHz	Pass	AV	2.4848G	47.48	54.00	-6.52	3	Horizontal	336	2.19	-
2417MHz	Pass	PK	2.3894G	68.57	74.00	-5.43	3	Horizontal	336	2.19	-
2417MHz	Pass	PK	2.4086G	119.51	Inf	-Inf	3	Horizontal	336	2.19	-
2417MHz	Pass	PK	2.4998G	59.26	74.00	-14.74	3	Horizontal	336	2.19	-
2437MHz	Pass	AV	2.3356G	44.80	54.00	-9.20	3	Vertical	335	2.63	-
2437MHz	Pass	AV	2.4418G	92.73	Inf	-Inf	3	Vertical	335	2.63	-
2437MHz	Pass	AV	2.4862G	45.10	54.00	-8.90	3	Vertical	335	2.63	-
2437MHz	Pass	PK	2.3458G	56.89	74.00	-17.11	3	Vertical	335	2.63	-
2437MHz	Pass	PK	2.4454G	105.37	Inf	-Inf	3	Vertical	335	2.63	-
2437MHz	Pass	PK	2.4874G	56.57	74.00	-17.43	3	Vertical	335	2.63	-
2437MHz	Pass	AV	2.3386G	50.78	54.00	-3.22	3	Horizontal	21	1.41	-
2437MHz	Pass	AV	2.4376G	113.51	Inf	-Inf	3	Horizontal	21	1.41	-
2437MHz	Pass	AV	2.5378G	53.92	54.00	-0.08	3	Horizontal	21	1.41	-
2437MHz	Pass	PK	2.3896G	59.99	74.00	-14.01	3	Horizontal	21	1.41	-
2437MHz	Pass	PK	2.4286G	118.01	Inf	-Inf	3	Horizontal	21	1.41	-
2437MHz	Pass	PK	2.5378G	62.13	74.00	-11.87	3	Horizontal	21	1.41	-
2437MHz	Pass	AV	4.87412G	32.34	54.00	-21.66	3	Vertical	0	2.03	-
2437MHz	Pass	PK	4.86908G	43.05	74.00	-30.95	3	Vertical	0	2.03	-
2437MHz	Pass	AV	4.874G	36.93	54.00	-17.07	3	Horizontal	13	2.90	-
2437MHz	Pass	PK	4.87442G	45.09	74.00	-28.91	3	Horizontal	13	2.90	-
2457MHz	Pass	AV	2.3562G	45.23	54.00	-8.77	3	Vertical	35	2.61	-
2457MHz	Pass	AV	2.4582G	97.19	Inf	-Inf	3	Vertical	35	2.61	-
2457MHz	Pass	AV	2.4924G	45.86	54.00	-8.14	3	Vertical	35	2.61	-

Remark :

Level (dBuV/m) = Raw(Read Level) + AF(Antenna Factor) + CL(Cable Loss) - PA(Preamp Factor)

Mode	Result	Type	Freq (Hz)	Level (dBuV/m)	Limit (dBuV/m)	Margin (dB)	Dist (m)	Condition	Azimuth (°)	Height (m)	Comments
2457MHz	Pass	PK	2.3628G	56.98	74.00	-17.02	3	Vertical	35	2.61	-
2457MHz	Pass	PK	2.4564G	110.89	Inf	-Inf	3	Vertical	35	2.61	-
2457MHz	Pass	PK	2.484G	59.05	74.00	-14.95	3	Vertical	35	2.61	-
2457MHz	Pass	AV	2.3562G	50.87	54.00	-3.13	3	Horizontal	1	1.05	-
2457MHz	Pass	AV	2.4564G	112.71	Inf	-Inf	3	Horizontal	1	1.05	-
2457MHz	Pass	AV	2.4835G	51.84	54.00	-2.16	3	Horizontal	1	1.05	-
2457MHz	Pass	PK	2.3616G	62.56	74.00	-11.44	3	Horizontal	1	1.05	-
2457MHz	Pass	PK	2.4654G	121.86	Inf	-Inf	3	Horizontal	1	1.05	-
2457MHz	Pass	PK	2.4835G	72.11	74.00	-1.89	3	Horizontal	1	1.05	-
2462MHz	Pass	AV	2.369G	44.97	54.00	-9.03	3	Vertical	38	2.60	-
2462MHz	Pass	AV	2.468G	97.26	Inf	-Inf	3	Vertical	38	2.60	-
2462MHz	Pass	AV	2.4835G	46.12	54.00	-7.88	3	Vertical	38	2.60	-
2462MHz	Pass	PK	2.3696G	56.82	74.00	-17.18	3	Vertical	38	2.60	-
2462MHz	Pass	PK	2.4704G	109.51	Inf	-Inf	3	Vertical	38	2.60	-
2462MHz	Pass	PK	2.4866G	63.24	74.00	-10.76	3	Vertical	38	2.60	-
2462MHz	Pass	AV	2.3612G	52.74	54.00	-1.26	3	Horizontal	346	1.67	-
2462MHz	Pass	AV	2.4602G	112.26	Inf	-Inf	3	Horizontal	346	1.67	-
2462MHz	Pass	AV	2.4835G	51.80	54.00	-2.20	3	Horizontal	346	1.67	-
2462MHz	Pass	PK	2.3702G	62.45	74.00	-11.55	3	Horizontal	346	1.67	-
2462MHz	Pass	PK	2.4554G	120.66	Inf	-Inf	3	Horizontal	346	1.67	-
2462MHz	Pass	PK	2.4848G	73.62	74.00	-0.38	3	Horizontal	346	1.67	-
2462MHz	Pass	AV	4.93144G	33.25	54.00	-20.75	3	Vertical	35	2.61	-
2462MHz	Pass	PK	4.91056G	43.41	74.00	-30.59	3	Vertical	35	2.61	-
2462MHz	Pass	AV	4.91644G	36.35	54.00	-17.65	3	Horizontal	299	1.08	-
2462MHz	Pass	PK	4.91752G	45.16	74.00	-28.84	3	Horizontal	299	1.08	-
802.11ax HEW40-BF_Nss1,(MCS0)_2TX	-	-	-	-	-	-	-	-	-	-	-
2422MHz	Pass	AV	2.3896G	47.17	54.00	-6.83	3	Vertical	48	3.00	-
2422MHz	Pass	AV	2.4142G	97.71	Inf	-Inf	3	Vertical	48	3.00	-
2422MHz	Pass	AV	2.4922G	45.15	54.00	-8.85	3	Vertical	48	3.00	-
2422MHz	Pass	PK	2.3872G	67.00	74.00	-7.00	3	Vertical	48	3.00	-
2422MHz	Pass	PK	2.4166G	107.97	Inf	-Inf	3	Vertical	48	3.00	-
2422MHz	Pass	PK	2.5G	57.31	74.00	-16.69	3	Vertical	48	3.00	-
2422MHz	Pass	AV	2.39G	53.20	54.00	-0.80	3	Horizontal	355	2.65	-
2422MHz	Pass	AV	2.4094G	109.62	Inf	-Inf	3	Horizontal	355	2.65	-
2422MHz	Pass	AV	2.4838G	49.32	54.00	-4.68	3	Horizontal	355	2.65	-
2422MHz	Pass	PK	2.389G	73.78	74.00	-0.22	3	Horizontal	355	2.65	-
2422MHz	Pass	PK	2.413G	117.50	Inf	-Inf	3	Horizontal	355	2.65	-
2422MHz	Pass	PK	2.4835G	62.64	74.00	-11.36	3	Horizontal	355	2.65	-
2422MHz	Pass	AV	4.84394G	31.91	54.00	-22.09	3	Vertical	0	1.47	-
2422MHz	Pass	AV	7.266G	36.05	54.00	-17.95	3	Vertical	6	1.49	-
2422MHz	Pass	PK	4.84964G	43.03	74.00	-30.97	3	Vertical	0	1.47	-
2422MHz	Pass	PK	7.26594G	49.07	74.00	-24.93	3	Vertical	6	1.49	-
2422MHz	Pass	AV	4.85366G	30.71	54.00	-23.29	3	Horizontal	0	2.76	-
2422MHz	Pass	AV	7.26588G	37.76	54.00	-16.24	3	Horizontal	326	1.72	-
2422MHz	Pass	PK	4.85516G	45.48	74.00	-28.52	3	Horizontal	0	2.76	-
2422MHz	Pass	PK	7.26624G	48.51	74.00	-25.49	3	Horizontal	326	1.72	-
2427MHz	Pass	AV	2.3856G	47.76	54.00	-6.24	3	Vertical	41	2.66	-
2427MHz	Pass	AV	2.4186G	102.75	Inf	-Inf	3	Vertical	41	2.66	-
2427MHz	Pass	AV	2.4924G	45.71	54.00	-8.29	3	Vertical	41	2.66	-

Remark :

Level (dBuV/m) = Raw(Read Level) + AF(Antenna Factor) + CL(Cable Loss) - PA(Preamp Factor)

Mode	Result	Type	Freq (Hz)	Level (dBuV/m)	Limit (dBuV/m)	Margin (dB)	Dist (m)	Condition	Azimuth (°)	Height (m)	Comments
2427MHz	Pass	PK	2.3874G	66.52	74.00	-7.48	3	Vertical	41	2.66	-
2427MHz	Pass	PK	2.4156G	107.62	Inf	-Inf	3	Vertical	41	2.66	-
2427MHz	Pass	PK	2.4996G	58.16	74.00	-15.84	3	Vertical	41	2.66	-
2427MHz	Pass	AV	2.3898G	53.89	54.00	-0.11	3	Horizontal	360	3.00	-
2427MHz	Pass	AV	2.442G	104.72	Inf	-Inf	3	Horizontal	360	3.00	-
2427MHz	Pass	AV	2.4894G	49.87	54.00	-4.13	3	Horizontal	360	3.00	-
2427MHz	Pass	PK	2.3796G	73.31	74.00	-0.69	3	Horizontal	360	3.00	-
2427MHz	Pass	PK	2.4414G	116.56	Inf	-Inf	3	Horizontal	360	3.00	-
2427MHz	Pass	PK	2.4835G	65.38	74.00	-8.62	3	Horizontal	360	3.00	-
2437MHz	Pass	AV	2.3896G	47.35	54.00	-6.65	3	Vertical	64	3.00	-
2437MHz	Pass	AV	2.4286G	100.97	Inf	-Inf	3	Vertical	64	3.00	-
2437MHz	Pass	AV	2.4844G	45.59	54.00	-8.41	3	Vertical	64	3.00	-
2437MHz	Pass	PK	2.389G	69.38	74.00	-4.62	3	Vertical	64	3.00	-
2437MHz	Pass	PK	2.419G	107.00	Inf	-Inf	3	Vertical	64	3.00	-
2437MHz	Pass	PK	2.4835G	63.12	74.00	-10.88	3	Vertical	64	3.00	-
2437MHz	Pass	AV	2.39G	52.71	54.00	-1.29	3	Horizontal	0	2.66	-
2437MHz	Pass	AV	2.425G	107.26	Inf	-Inf	3	Horizontal	0	2.66	-
2437MHz	Pass	AV	2.4838G	51.53	54.00	-2.47	3	Horizontal	0	2.66	-
2437MHz	Pass	PK	2.389G	73.88	74.00	-0.12	3	Horizontal	0	2.66	-
2437MHz	Pass	PK	2.4406G	115.25	Inf	-Inf	3	Horizontal	0	2.66	-
2437MHz	Pass	PK	2.4856G	71.45	74.00	-2.55	3	Horizontal	0	2.66	-
2437MHz	Pass	AV	4.874G	31.07	54.00	-22.93	3	Vertical	0	1.35	-
2437MHz	Pass	AV	7.31112G	35.69	54.00	-18.31	3	Vertical	4	1.50	-
2437MHz	Pass	PK	4.87544G	43.00	74.00	-31.00	3	Vertical	0	1.35	-
2437MHz	Pass	PK	7.31454G	48.85	74.00	-25.15	3	Vertical	4	1.50	-
2437MHz	Pass	AV	4.87394G	32.10	54.00	-21.90	3	Horizontal	360	1.50	-
2437MHz	Pass	AV	7.3035G	35.80	54.00	-18.20	3	Horizontal	13	2.99	-
2437MHz	Pass	PK	4.87556G	47.32	74.00	-26.68	3	Horizontal	360	1.50	-
2437MHz	Pass	PK	7.31094G	51.44	74.00	-22.56	3	Horizontal	13	2.99	-
2447MHz	Pass	AV	2.3858G	45.20	54.00	-8.80	3	Vertical	44	2.96	-
2447MHz	Pass	AV	2.4362G	102.09	Inf	-Inf	3	Vertical	44	2.96	-
2447MHz	Pass	AV	2.4848G	46.43	54.00	-7.57	3	Vertical	44	2.96	-
2447MHz	Pass	PK	2.3894G	59.38	74.00	-14.62	3	Vertical	44	2.96	-
2447MHz	Pass	PK	2.438G	106.04	Inf	-Inf	3	Vertical	44	2.96	-
2447MHz	Pass	PK	2.4835G	63.20	74.00	-10.80	3	Vertical	44	2.96	-
2447MHz	Pass	AV	2.39G	49.87	54.00	-4.13	3	Horizontal	342	1.49	-
2447MHz	Pass	AV	2.4404G	103.62	Inf	-Inf	3	Horizontal	342	1.49	-
2447MHz	Pass	AV	2.5388G	53.12	54.00	-0.88	3	Horizontal	342	1.49	-
2447MHz	Pass	PK	2.3894G	65.56	74.00	-8.44	3	Horizontal	342	1.49	-
2447MHz	Pass	PK	2.4578G	114.27	Inf	-Inf	3	Horizontal	342	1.49	-
2447MHz	Pass	PK	2.4872G	73.14	74.00	-0.86	3	Horizontal	342	1.49	-
2452MHz	Pass	AV	2.356G	44.79	54.00	-9.21	3	Vertical	235	1.49	-
2452MHz	Pass	AV	2.4436G	92.63	Inf	-Inf	3	Vertical	235	1.49	-
2452MHz	Pass	AV	2.494G	45.66	54.00	-8.34	3	Vertical	235	1.49	-
2452MHz	Pass	PK	2.329G	56.42	74.00	-17.58	3	Vertical	235	1.49	-
2452MHz	Pass	PK	2.4526G	98.91	Inf	-Inf	3	Vertical	235	1.49	-
2452MHz	Pass	PK	2.4946G	64.20	74.00	-9.80	3	Vertical	235	1.49	-
2452MHz	Pass	AV	2.39G	49.12	54.00	-4.88	3	Horizontal	9	1.59	-
2452MHz	Pass	AV	2.4514G	103.51	Inf	-Inf	3	Horizontal	9	1.59	-

Remark :

Level (dBuV/m) = Raw(Read Level) + AF(Antenna Factor) + CL(Cable Loss) - PA(Preamp Factor)

Mode	Result	Type	Freq (Hz)	Level (dBuV/m)	Limit (dBuV/m)	Margin (dB)	Dist (m)	Condition	Azimuth (°)	Height (m)	Comments
2452MHz	Pass	AV	2.4844G	52.83	54.00	-1.17	3	Horizontal	9	1.59	-
2452MHz	Pass	PK	2.389G	62.58	74.00	-11.42	3	Horizontal	9	1.59	-
2452MHz	Pass	PK	2.4412G	116.42	Inf	-Inf	3	Horizontal	9	1.59	-
2452MHz	Pass	PK	2.4856G	73.52	74.00	-0.48	3	Horizontal	9	1.59	-
2452MHz	Pass	AV	4.90388G	31.14	54.00	-22.86	3	Vertical	12	1.49	-
2452MHz	Pass	AV	7.36002G	37.20	54.00	-16.80	3	Vertical	322	1.52	-
2452MHz	Pass	PK	4.90412G	42.78	74.00	-31.22	3	Vertical	12	1.49	-
2452MHz	Pass	PK	7.35324G	48.95	74.00	-25.05	3	Vertical	322	1.52	-
2452MHz	Pass	AV	4.9052G	31.09	54.00	-22.91	3	Horizontal	6	1.71	-
2452MHz	Pass	AV	7.36002G	37.06	54.00	-16.94	3	Horizontal	320	1.49	-
2452MHz	Pass	PK	4.90502G	46.46	74.00	-27.54	3	Horizontal	6	1.71	-
2452MHz	Pass	PK	7.35738G	48.79	74.00	-25.21	3	Horizontal	320	1.49	-

802.11ax HEW20-BF_Nss1,(MCS0)_2TX

2412MHz_TX

01/10/2019

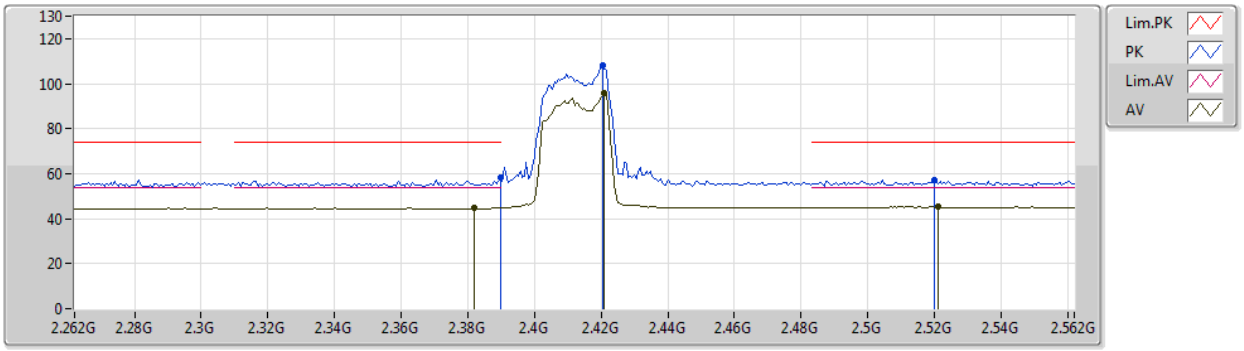

Type	Freq	Level	Limit	Margin	Factor	Dist	Condition	Azimuth	Height	Comment	Raw	AF	CL	PA
	(Hz)	(dBuV/m)	(dBuV/m)	(dB)	(dB)	(m)		(°)	(m)		(dBuV)	(dB)	(dB)	(dB)
AV	2.382G	44.69	54.00	-9.31	32.06	3	Vertical	135	1.00	-	12.63	27.35	4.71	-
AV	2.421G	95.78	Inf	-Inf	32.21	3	Vertical	135	1.00	-	63.57	27.46	4.75	-
AV	2.5212G	45.48	54.00	-8.52	32.60	3	Vertical	135	1.00	-	12.88	27.73	4.87	-
PK	2.3898G	58.38	74.00	-15.62	32.09	3	Vertical	135	1.00	-	26.29	27.37	4.72	-
PK	2.4204G	108.28	Inf	-Inf	32.21	3	Vertical	135	1.00	-	76.07	27.46	4.75	-
PK	2.52G	57.10	74.00	-16.90	32.60	3	Vertical	135	1.00	-	24.50	27.73	4.87	-

802.11ax HEW20-BF_Nss1,(MCS0)_2TX

2412MHz_TX

01/10/2019

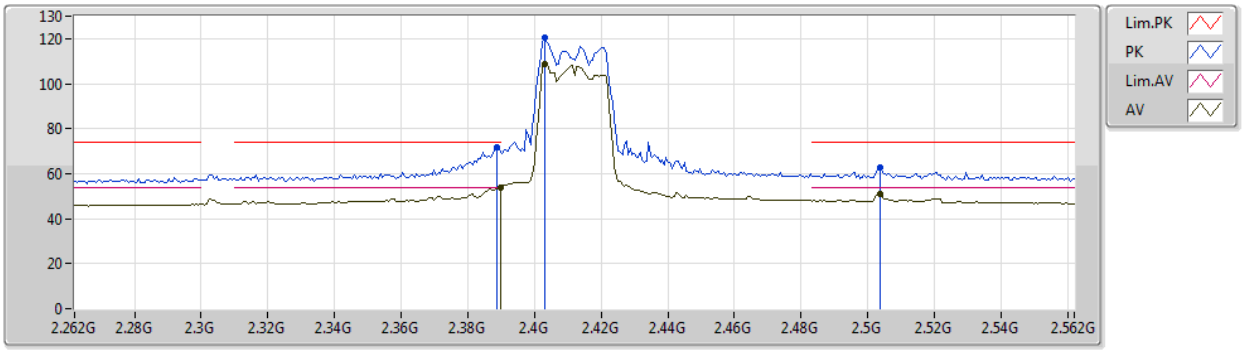

Type	Freq	Level	Limit	Margin	Factor	Dist	Condition	Azimuth	Height	Comment	Raw	AF	CL	PA
	(Hz)	(dBuV/m)	(dBuV/m)	(dB)	(dB)	(m)		(°)	(m)		(dBuV)	(dB)	(dB)	(dB)
AV	2.3898G	53.83	54.00	-0.17	32.09	3	Horizontal	18	1.52	-	21.74	27.37	4.72	-
AV	2.403G	108.97	Inf	-Inf	32.14	3	Horizontal	18	1.52	-	76.83	27.41	4.73	-
AV	2.5038G	51.06	54.00	-2.94	32.56	3	Horizontal	18	1.52	-	18.50	27.71	4.85	-
PK	2.3886G	71.67	74.00	-2.33	32.09	3	Horizontal	18	1.52	-	39.58	27.37	4.72	-
PK	2.403G	120.31	Inf	-Inf	32.14	3	Horizontal	18	1.52	-	88.17	27.41	4.73	-
PK	2.5038G	62.61	74.00	-11.39	32.56	3	Horizontal	18	1.52	-	30.05	27.71	4.85	-

802.11ax HEW20-BF_Nss1,(MCS0)_2TX

2412MHz_TX

01/10/2019

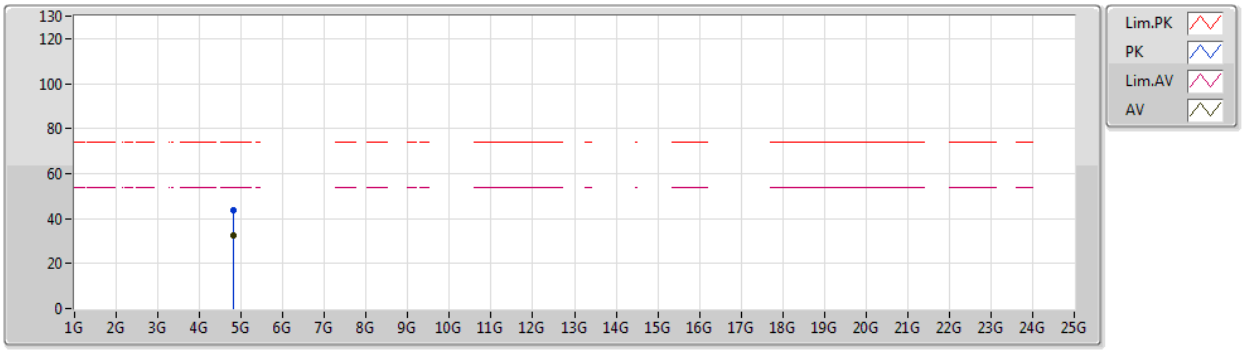

Type	Freq	Level	Limit	Margin	Factor	Dist	Condition	Azimuth	Height	Comment	Raw	AF	CL	PA
	(Hz)	(dBuV/m)	(dBuV/m)	(dB)	(dB)	(m)		(°)	(m)		(dBuV)	(dB)	(dB)	(dB)
AV	4.82408G	32.25	54.00	-21.75	3.69	3	Vertical	0	2.04	-	28.56	31.38	6.79	34.48
PK	4.82396G	43.80	74.00	-30.20	3.69	3	Vertical	0	2.04	-	40.11	31.38	6.79	34.48

802.11ax HEW20-BF_Nss1,(MCS0)_2TX

2412MHz_TX

01/10/2019

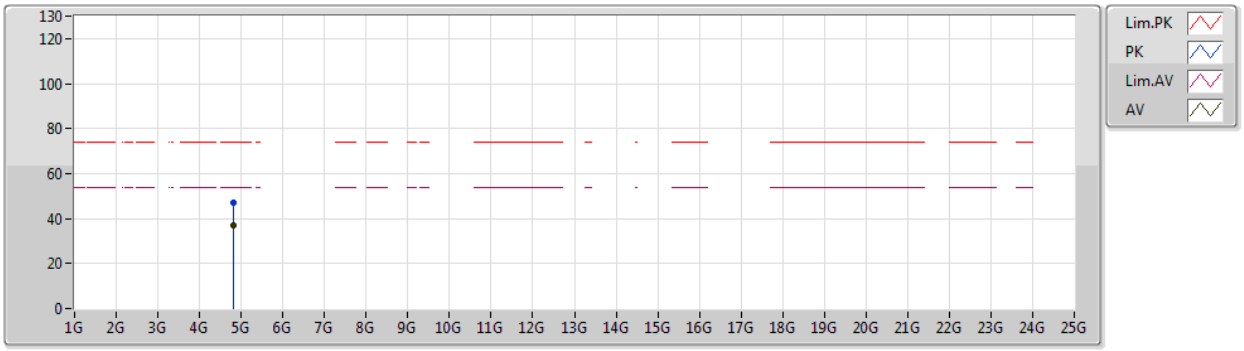

Type	Freq	Level	Limit	Margin	Factor	Dist	Condition	Azimuth	Height	Comment	Raw	AF	CL	PA
	(Hz)	(dBuV/m)	(dBuV/m)	(dB)	(dB)	(m)		(°)	(m)		(dBuV)	(dB)	(dB)	(dB)
AV	4.82396G	36.72	54.00	-17.28	3.69	3	Horizontal	349	2.25	-	33.03	31.38	6.79	34.48
PK	4.82112G	46.85	74.00	-27.15	3.69	3	Horizontal	349	2.25	-	43.16	31.38	6.79	34.48

802.11ax HEW20-BF_Nss1,(MCS0)_2TX

2417MHz_TX

01/10/2019

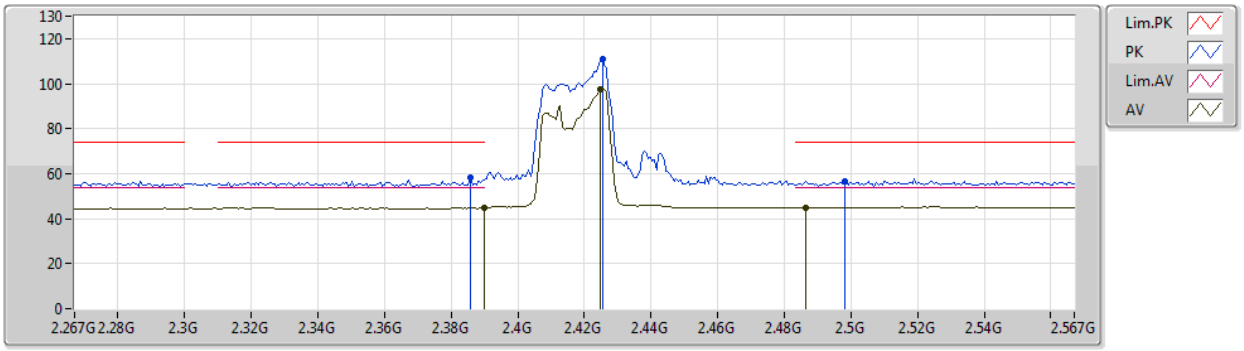

Type	Freq	Level	Limit	Margin	Factor	Dist	Condition	Azimuth	Height	Comment	Raw	AF	CL	PA
	(Hz)	(dBuV/m)	(dBuV/m)	(dB)	(dB)	(m)		(°)	(m)		(dBuV)	(dB)	(dB)	(dB)
AV	2.39G	44.90	54.00	-9.10	32.09	3	Vertical	128	1.19	-	12.81	27.37	4.72	-
AV	2.4248G	97.56	Inf	-Inf	32.23	3	Vertical	128	1.19	-	65.33	27.47	4.76	-
AV	2.4866G	44.96	54.00	-9.04	32.49	3	Vertical	128	1.19	-	12.47	27.66	4.83	-
PK	2.3858G	58.10	74.00	-15.90	32.07	3	Vertical	128	1.19	-	26.03	27.36	4.71	-
PK	2.4254G	111.17	Inf	-Inf	32.24	3	Vertical	128	1.19	-	78.93	27.48	4.76	-
PK	2.498G	56.87	74.00	-17.13	32.53	3	Vertical	128	1.19	-	24.34	27.69	4.84	-

802.11ax HEW20-BF_Nss1,(MCS0)_2TX

2417MHz_TX

01/10/2019

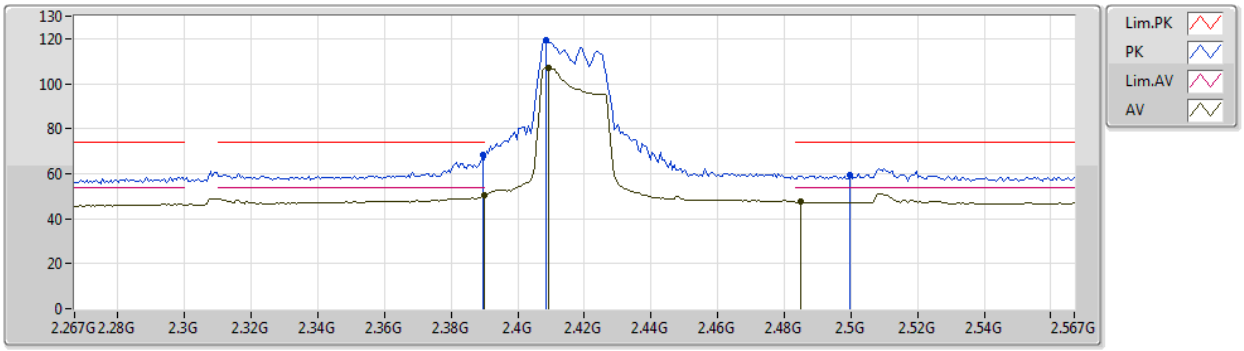

Type	Freq	Level	Limit	Margin	Factor	Dist	Condition	Azimuth	Height	Comment	Raw	AF	CL	PA
	(Hz)	(dBuV/m)	(dBuV/m)	(dB)	(dB)	(m)		(°)	(m)		(dBuV)	(dB)	(dB)	(dB)
AV	2.39G	50.47	54.00	-3.53	32.09	3	Horizontal	336	2.19	-	18.38	27.37	4.72	-
AV	2.4092G	107.27	Inf	-Inf	32.17	3	Horizontal	336	2.19	-	75.10	27.43	4.74	-
AV	2.4848G	47.48	54.00	-6.52	32.48	3	Horizontal	336	2.19	-	15.00	27.65	4.83	-
PK	2.3894G	68.57	74.00	-5.43	32.09	3	Horizontal	336	2.19	-	36.48	27.37	4.72	-
PK	2.4086G	119.51	Inf	-Inf	32.17	3	Horizontal	336	2.19	-	87.34	27.43	4.74	-
PK	2.4998G	59.26	74.00	-14.74	32.55	3	Horizontal	336	2.19	-	26.71	27.70	4.85	-

802.11ax HEW20-BF_Nss1,(MCS0)_2TX

2437MHz_TX

01/10/2019

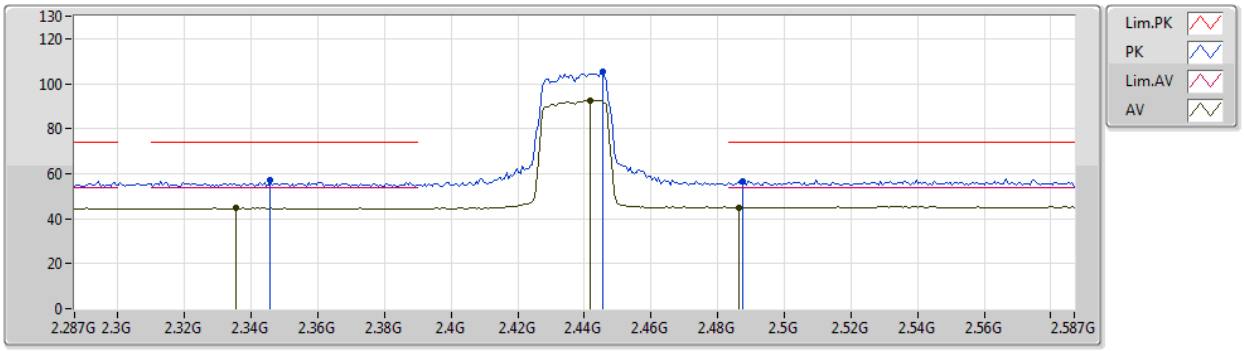

Type	Freq	Level	Limit	Margin	Factor	Dist	Condition	Azimuth	Height	Comment	Raw	AF	CL	PA
	(Hz)	(dBuV/m)	(dBuV/m)	(dB)	(dB)	(m)		(°)	(m)		(dBuV)	(dB)	(dB)	(dB)
AV	2.3356G	44.80	54.00	-9.20	31.86	3	Vertical	335	2.63	-	12.94	27.21	4.65	-
AV	2.4418G	92.73	Inf	-Inf	32.31	3	Vertical	335	2.63	-	60.42	27.53	4.78	-
AV	2.4862G	45.10	54.00	-8.90	32.49	3	Vertical	335	2.63	-	12.61	27.66	4.83	-
PK	2.3458G	56.89	74.00	-17.11	31.91	3	Vertical	335	2.63	-	24.98	27.24	4.67	-
PK	2.4454G	105.37	Inf	-Inf	32.32	3	Vertical	335	2.63	-	73.05	27.54	4.78	-
PK	2.4874G	56.57	74.00	-17.43	32.49	3	Vertical	335	2.63	-	24.08	27.66	4.83	-

802.11ax HEW20-BF_Nss1,(MCS0)_2TX

2437MHz_TX

01/10/2019

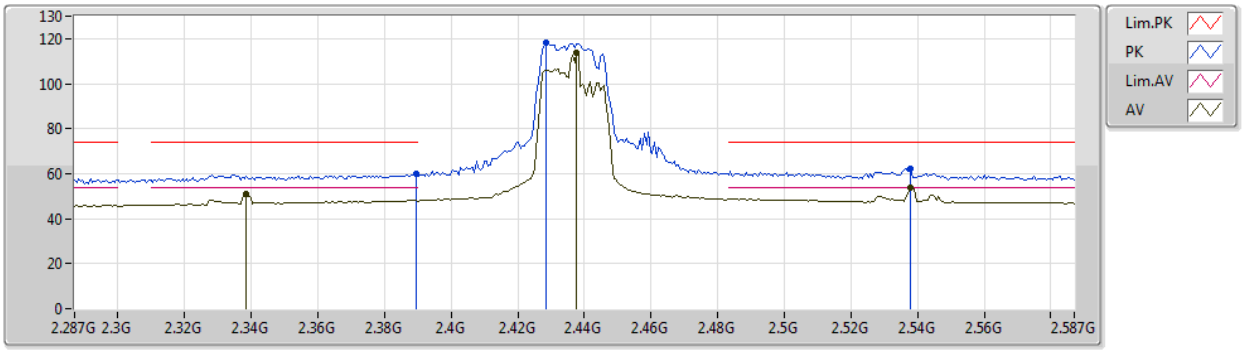

Type	Freq	Level	Limit	Margin	Factor	Dist	Condition	Azimuth	Height	Comment	Raw	AF	CL	PA
	(Hz)	(dBuV/m)	(dBuV/m)	(dB)	(dB)	(m)		(°)	(m)		(dBuV)	(dB)	(dB)	(dB)
AV	2.3386G	50.78	54.00	-3.22	31.88	3	Horizontal	21	1.41	-	18.90	27.22	4.66	-
AV	2.4376G	113.51	Inf	-Inf	32.28	3	Horizontal	21	1.41	-	81.23	27.51	4.77	-
AV	2.5378G	53.92	54.00	-0.08	32.65	3	Horizontal	21	1.41	-	21.27	27.76	4.89	-
PK	2.3896G	59.99	74.00	-14.01	32.09	3	Horizontal	21	1.41	-	27.90	27.37	4.72	-
PK	2.4286G	118.01	Inf	-Inf	32.25	3	Horizontal	21	1.41	-	85.76	27.49	4.76	-
PK	2.5378G	62.13	74.00	-11.87	32.65	3	Horizontal	21	1.41	-	29.48	27.76	4.89	-

802.11ax HEW20-BF_Nss1,(MCS0)_2TX

2437MHz_TX

01/10/2019

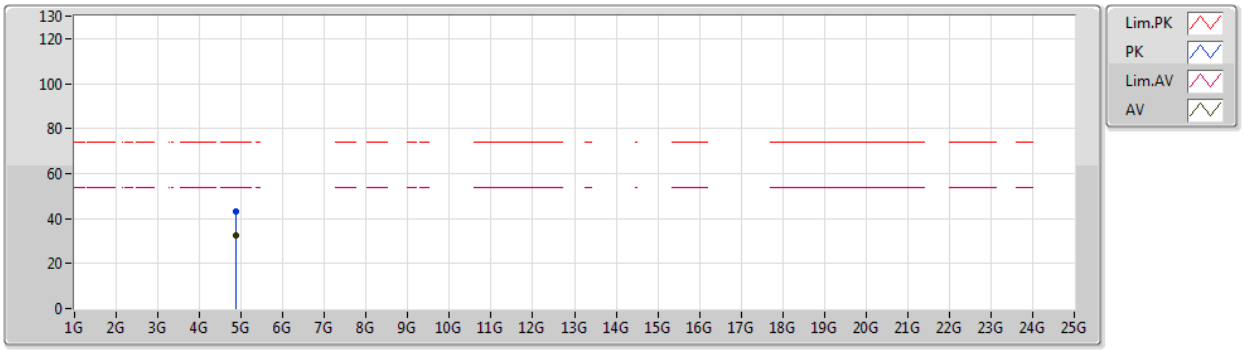

Type	Freq	Level	Limit	Margin	Factor	Dist	Condition	Azimuth	Height	Comment	Raw	AF	CL	PA
	(Hz)	(dBuV/m)	(dBuV/m)	(dB)	(dB)	(m)		(°)	(m)		(dBuV)	(dB)	(dB)	(dB)
AV	4.87412G	32.34	54.00	-21.66	3.81	3	Vertical	0	2.03	-	28.53	31.47	6.81	34.47
PK	4.86908G	43.05	74.00	-30.95	3.80	3	Vertical	0	2.03	-	39.25	31.46	6.81	34.47

802.11ax HEW20-BF_Nss1,(MCS0)_2TX

2437MHz_TX

01/10/2019

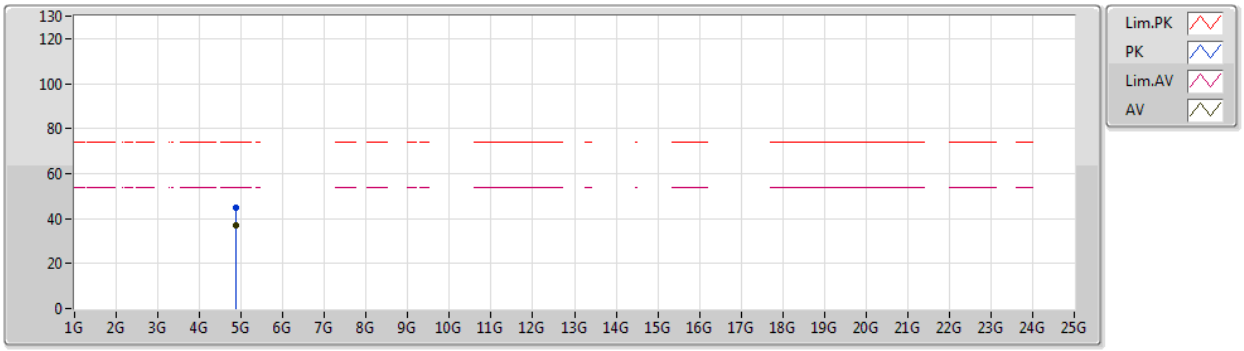

Type	Freq	Level	Limit	Margin	Factor	Dist	Condition	Azimuth	Height	Comment	Raw	AF	CL	PA
	(Hz)	(dBuV/m)	(dBuV/m)	(dB)	(dB)	(m)		(°)	(m)		(dBuV)	(dB)	(dB)	(dB)
AV	4.874G	36.93	54.00	-17.07	3.81	3	Horizontal	13	2.90	-	33.12	31.47	6.81	34.47
PK	4.87442G	45.09	74.00	-28.91	3.81	3	Horizontal	13	2.90	-	41.28	31.47	6.81	34.47

802.11ax HEW20-BF_Nss1,(MCS0)_2TX

2462MHz_TX

01/10/2019

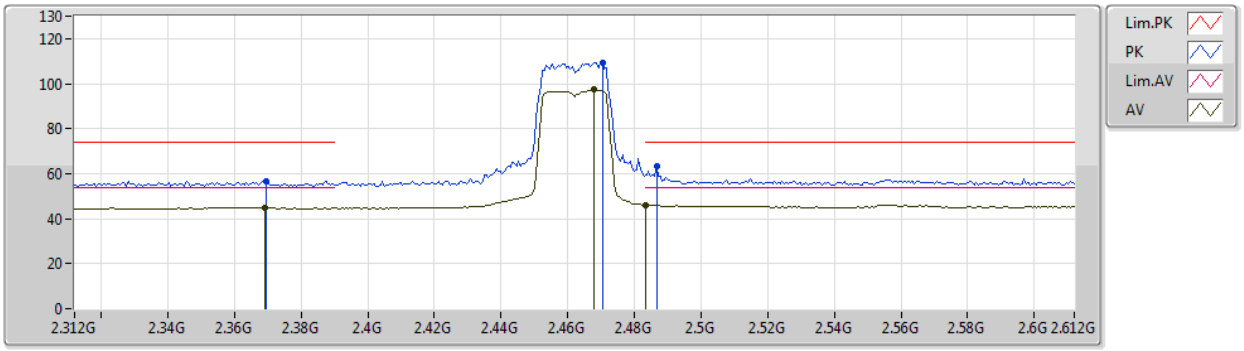

Type	Freq	Level	Limit	Margin	Factor	Dist	Condition	Azimuth	Height	Comment	Raw	AF	CL	PA
	(Hz)	(dBuV/m)	(dBuV/m)	(dB)	(dB)	(m)		(°)	(m)		(dBuV)	(dB)	(dB)	(dB)
AV	2.369G	44.97	54.00	-9.03	32.00	3	Vertical	38	2.60	-	12.97	27.31	4.69	-
AV	2.468G	97.26	Inf	-Inf	32.41	3	Vertical	38	2.60	-	64.85	27.60	4.81	-
AV	2.4835G	46.12	54.00	-7.88	32.48	3	Vertical	38	2.60	-	13.64	27.65	4.83	-
PK	2.3696G	56.82	74.00	-17.18	32.00	3	Vertical	38	2.60	-	24.82	27.31	4.69	-
PK	2.4704G	109.51	Inf	-Inf	32.42	3	Vertical	38	2.60	-	77.09	27.61	4.81	-
PK	2.4866G	63.24	74.00	-10.76	32.49	3	Vertical	38	2.60	-	30.75	27.66	4.83	-

802.11ax HEW20-BF_Nss1,(MCS0)_2TX

2462MHz_TX

01/10/2019

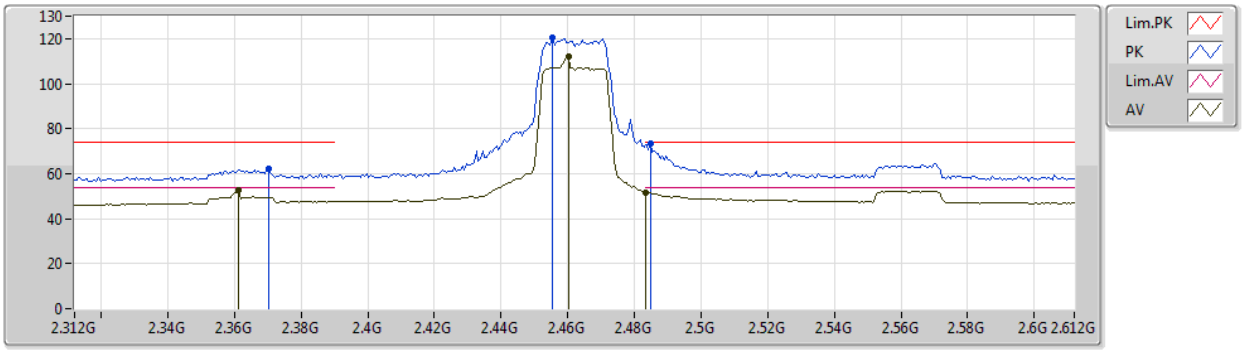

Type	Freq	Level	Limit	Margin	Factor	Dist	Condition	Azimuth	Height	Comment	Raw	AF	CL	PA
	(Hz)	(dBuV/m)	(dBuV/m)	(dB)	(dB)	(m)		(°)	(m)		(dBuV)	(dB)	(dB)	(dB)
AV	2.3612G	52.74	54.00	-1.26	31.96	3	Horizontal	346	1.67	-	20.78	27.28	4.68	-
AV	2.4602G	112.26	Inf	-Inf	32.38	3	Horizontal	346	1.67	-	79.88	27.58	4.80	-
AV	2.4835G	51.80	54.00	-2.20	32.48	3	Horizontal	346	1.67	-	19.32	27.65	4.83	-
PK	2.3702G	62.45	74.00	-11.55	32.01	3	Horizontal	346	1.67	-	30.44	27.31	4.70	-
PK	2.4554G	120.66	Inf	-Inf	32.36	3	Horizontal	346	1.67	-	88.30	27.57	4.79	-
PK	2.4848G	73.62	74.00	-0.38	32.48	3	Horizontal	346	1.67	-	41.14	27.65	4.83	-

802.11ax HEW20-BF_Nss1,(MCS0)_2TX

2462MHz_TX

01/10/2019

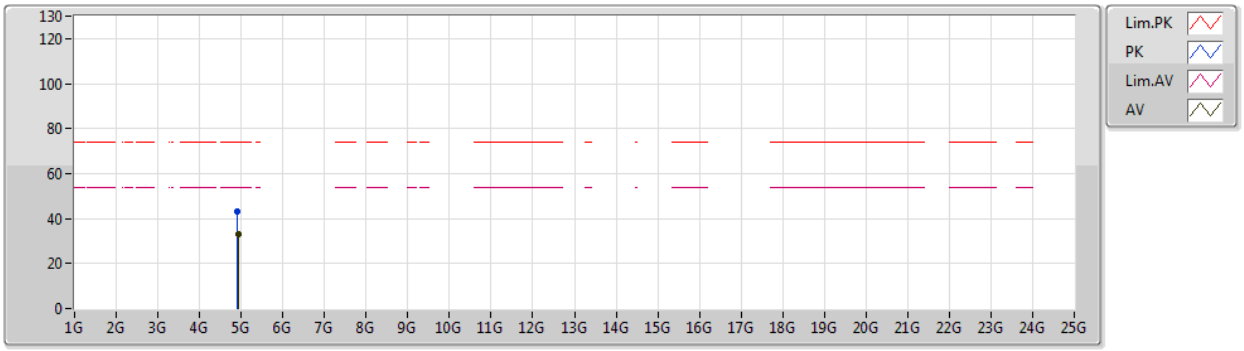

Type	Freq	Level	Limit	Margin	Factor	Dist	Condition	Azimuth	Height	Comment	Raw	AF	CL	PA
	(Hz)	(dBuV/m)	(dBuV/m)	(dB)	(dB)	(m)		(°)	(m)		(dBuV)	(dB)	(dB)	(dB)
AV	4.93144G	33.25	54.00	-20.75	3.96	3	Vertical	35	2.61	-	29.29	31.58	6.83	34.45
PK	4.91056G	43.41	74.00	-30.59	3.90	3	Vertical	35	2.61	-	39.51	31.54	6.82	34.46

802.11ax HEW20-BF_Nss1,(MCS0)_2TX

2462MHz_TX

01/10/2019

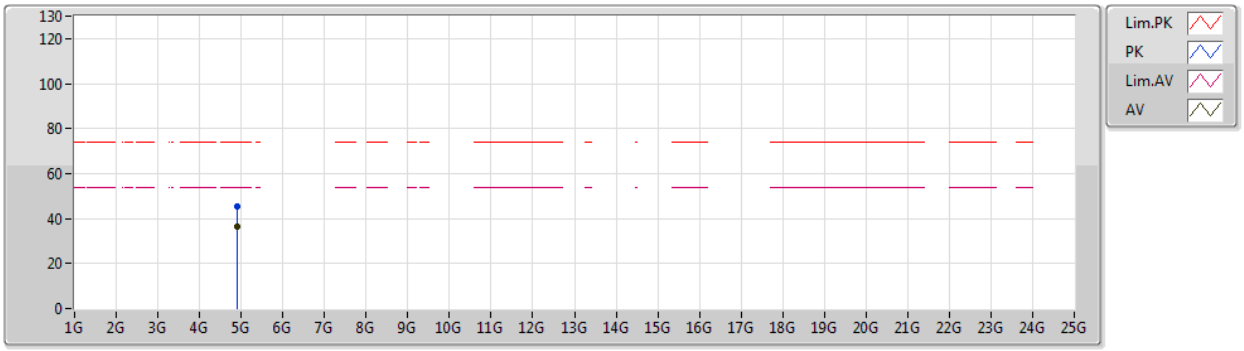

Type	Freq	Level	Limit	Margin	Factor	Dist	Condition	Azimuth	Height	Comment	Raw	AF	CL	PA
	(Hz)	(dBuV/m)	(dBuV/m)	(dB)	(dB)	(m)		(°)	(m)		(dBuV)	(dB)	(dB)	(dB)
AV	4.91644G	36.35	54.00	-17.65	3.91	3	Horizontal	299	1.08	-	32.44	31.55	6.82	34.46
PK	4.91752G	45.16	74.00	-28.84	3.92	3	Horizontal	299	1.08	-	41.24	31.55	6.82	34.45

802.11ax HEW40-BF_Nss1,(MCS0)_2TX

2422MHz_TX

02/10/2019

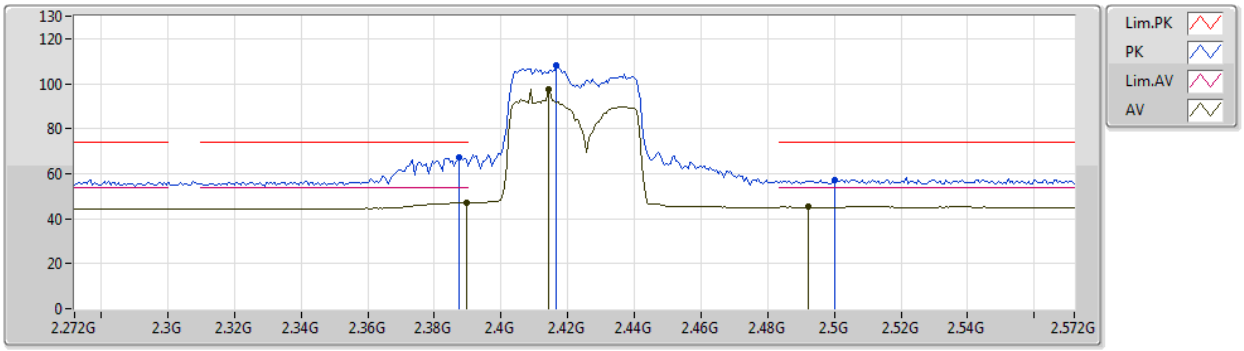

Type	Freq	Level	Limit	Margin	Factor	Dist	Condition	Azimuth	Height	Comment	Raw	AF	CL	PA
	(Hz)	(dBuV/m)	(dBuV/m)	(dB)	(dB)	(m)		(°)	(m)		(dBuV)	(dB)	(dB)	(dB)
AV	2.3896G	47.17	54.00	-6.83	32.09	3	Vertical	48	3.00	-	15.08	27.37	4.72	-
AV	2.4142G	97.71	Inf	-Inf	32.19	3	Vertical	48	3.00	-	65.52	27.44	4.75	-
AV	2.4922G	45.15	54.00	-8.85	32.52	3	Vertical	48	3.00	-	12.63	27.68	4.84	-
PK	2.3872G	67.00	74.00	-7.00	32.08	3	Vertical	48	3.00	-	34.92	27.36	4.72	-
PK	2.4166G	107.97	Inf	-Inf	32.20	3	Vertical	48	3.00	-	75.77	27.45	4.75	-
PK	2.5G	57.31	74.00	-16.69	32.55	3	Vertical	48	3.00	-	24.76	27.70	4.85	-

802.11ax HEW40-BF_Nss1,(MCS0)_2TX

2422MHz_TX

02/10/2019

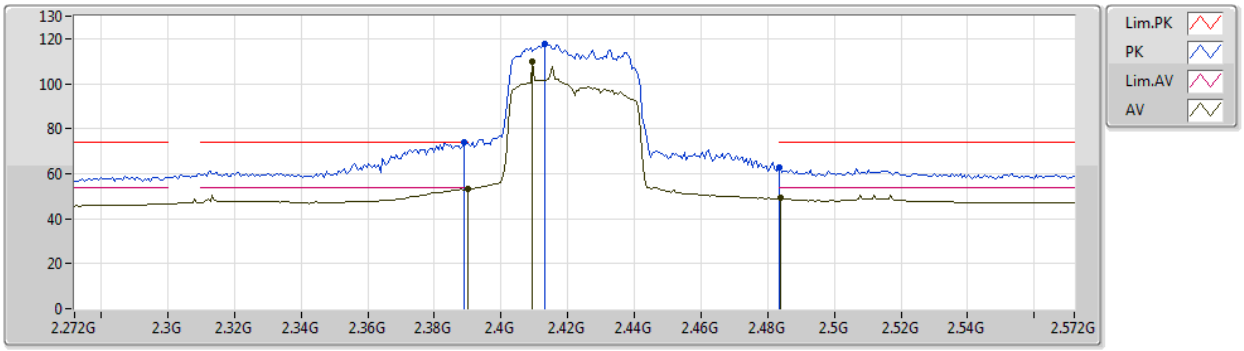

Type	Freq	Level	Limit	Margin	Factor	Dist	Condition	Azimuth	Height	Comment	Raw	AF	CL	PA
	(Hz)	(dBuV/m)	(dBuV/m)	(dB)	(dB)	(m)		(°)	(m)		(dBuV)	(dB)	(dB)	(dB)
AV	2.39G	53.20	54.00	-0.80	32.09	3	Horizontal	355	2.65	-	21.11	27.37	4.72	-
AV	2.4094G	109.62	Inf	-Inf	32.17	3	Horizontal	355	2.65	-	77.45	27.43	4.74	-
AV	2.4838G	49.32	54.00	-4.68	32.48	3	Horizontal	355	2.65	-	16.84	27.65	4.83	-
PK	2.389G	73.78	74.00	-0.22	32.09	3	Horizontal	355	2.65	-	41.69	27.37	4.72	-
PK	2.413G	117.50	Inf	-Inf	32.19	3	Horizontal	355	2.65	-	85.31	27.44	4.75	-
PK	2.4835G	62.64	74.00	-11.36	32.48	3	Horizontal	355	2.65	-	30.16	27.65	4.83	-

802.11ax HEW40-BF_Nss1,(MCS0)_2TX

2422MHz_TX

02/10/2019

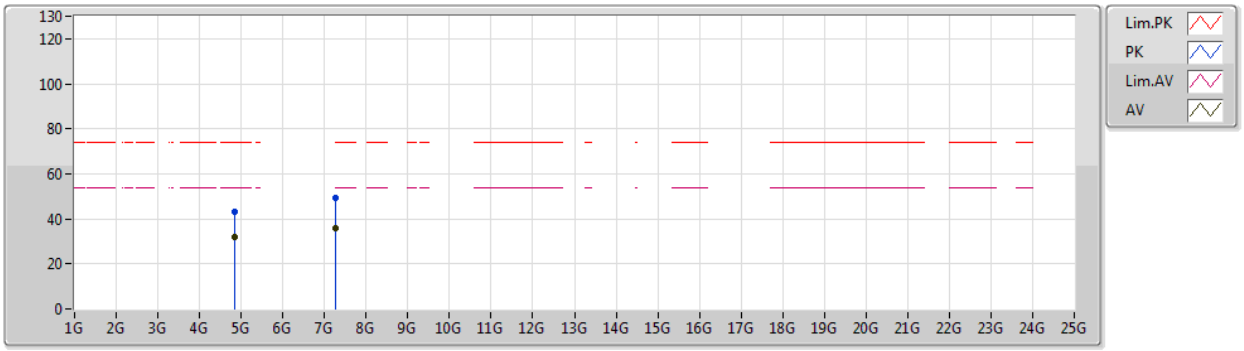

Type	Freq	Level	Limit	Margin	Factor	Dist	Condition	Azimuth	Height	Comment	Raw	AF	CL	PA
	(Hz)	(dBuV/m)	(dBuV/m)	(dB)	(dB)	(m)		(°)	(m)		(dBuV)	(dB)	(dB)	(dB)
AV	4.84394G	31.91	54.00	-22.09	3.74	3	Vertical	0	1.47	-	28.17	31.42	6.80	34.48
AV	7.266G	36.05	54.00	-17.95	9.75	3	Vertical	6	1.49	-	26.30	35.89	8.59	34.73
PK	4.84964G	43.03	74.00	-30.97	3.75	3	Vertical	0	1.47	-	39.28	31.43	6.80	34.48
PK	7.26594G	49.07	74.00	-24.93	9.75	3	Vertical	6	1.49	-	39.32	35.89	8.59	34.73

802.11ax HEW40-BF_Nss1,(MCS0)_2TX

2422MHz_TX

02/10/2019

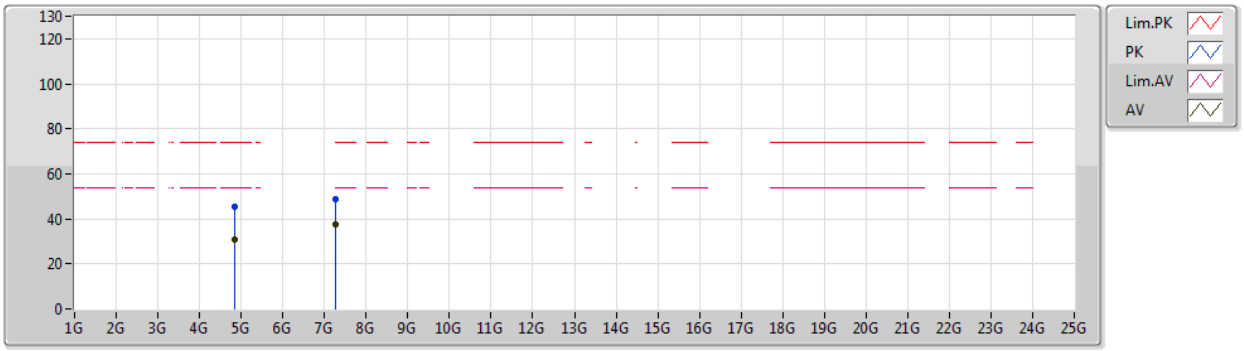

Type	Freq	Level	Limit	Margin	Factor	Dist	Condition	Azimuth	Height	Comment	Raw	AF	CL	PA
	(Hz)	(dBuV/m)	(dBuV/m)	(dB)	(dB)	(m)		(°)	(m)		(dBuV)	(dB)	(dB)	(dB)
AV	4.85366G	30.71	54.00	-23.29	3.77	3	Horizontal	0	2.76	-	26.94	31.44	6.80	34.47
AV	7.26588G	37.76	54.00	-16.24	9.75	3	Horizontal	326	1.72	-	28.01	35.89	8.59	34.73
PK	4.85516G	45.48	74.00	-28.52	3.77	3	Horizontal	0	2.76	-	41.71	31.44	6.80	34.47
PK	7.26624G	48.51	74.00	-25.49	9.75	3	Horizontal	326	1.72	-	38.76	35.89	8.59	34.73

802.11ax HEW40-BF_Nss1,(MCS0)_2TX

2427MHz_TX

02/10/2019

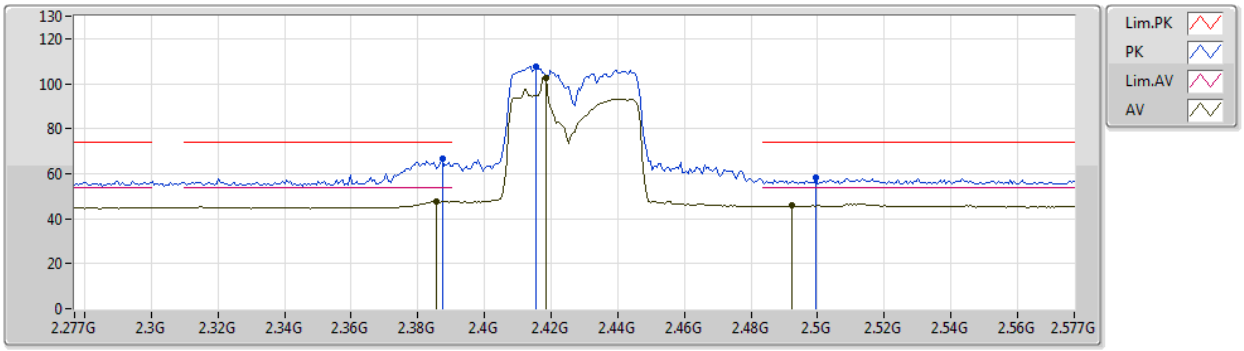

Type	Freq	Level	Limit	Margin	Factor	Dist	Condition	Azimuth	Height	Comment	Raw	AF	CL	PA
	(Hz)	(dBuV/m)	(dBuV/m)	(dB)	(dB)	(m)		(°)	(m)		(dBuV)	(dB)	(dB)	(dB)
AV	2.3856G	47.76	54.00	-6.24	32.07	3	Vertical	41	2.66	-	15.69	27.36	4.71	-
AV	2.4186G	102.75	Inf	-Inf	32.21	3	Vertical	41	2.66	-	70.54	27.46	4.75	-
AV	2.4924G	45.71	54.00	-8.29	32.52	3	Vertical	41	2.66	-	13.19	27.68	4.84	-
PK	2.3874G	66.52	74.00	-7.48	32.08	3	Vertical	41	2.66	-	34.44	27.36	4.72	-
PK	2.4156G	107.62	Inf	-Inf	32.20	3	Vertical	41	2.66	-	75.42	27.45	4.75	-
PK	2.4996G	58.16	74.00	-15.84	32.55	3	Vertical	41	2.66	-	25.61	27.70	4.85	-

802.11ax HEW40-BF_Nss1,(MCS0)_2TX

2427MHz_TX

02/10/2019

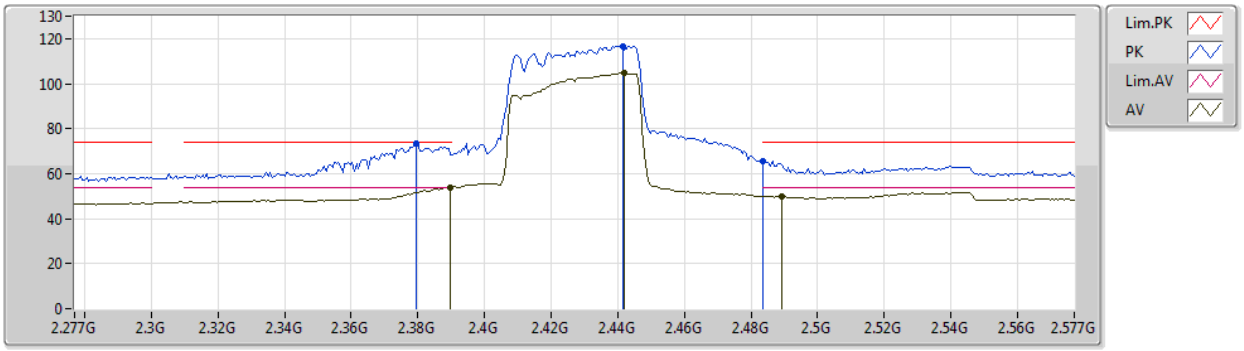

Type	Freq	Level	Limit	Margin	Factor	Dist	Condition	Azimuth	Height	Comment	Raw	AF	CL	PA
	(Hz)	(dBuV/m)	(dBuV/m)	(dB)	(dB)	(m)		(°)	(m)		(dBuV)	(dB)	(dB)	(dB)
AV	2.3898G	53.89	54.00	-0.11	32.09	3	Horizontal	360	3.00	-	21.80	27.37	4.72	-
AV	2.442G	104.72	Inf	-Inf	32.31	3	Horizontal	360	3.00	-	72.41	27.53	4.78	-
AV	2.4894G	49.87	54.00	-4.13	32.50	3	Horizontal	360	3.00	-	17.37	27.67	4.83	-
PK	2.3796G	73.31	74.00	-0.69	32.05	3	Horizontal	360	3.00	-	41.26	27.34	4.71	-
PK	2.4414G	116.56	Inf	-Inf	32.30	3	Horizontal	360	3.00	-	84.26	27.52	4.78	-
PK	2.4835G	65.38	74.00	-8.62	32.48	3	Horizontal	360	3.00	-	32.90	27.65	4.83	-

802.11ax HEW40-BF_Nss1,(MCS0)_2TX

2437MHz_TX

02/10/2019

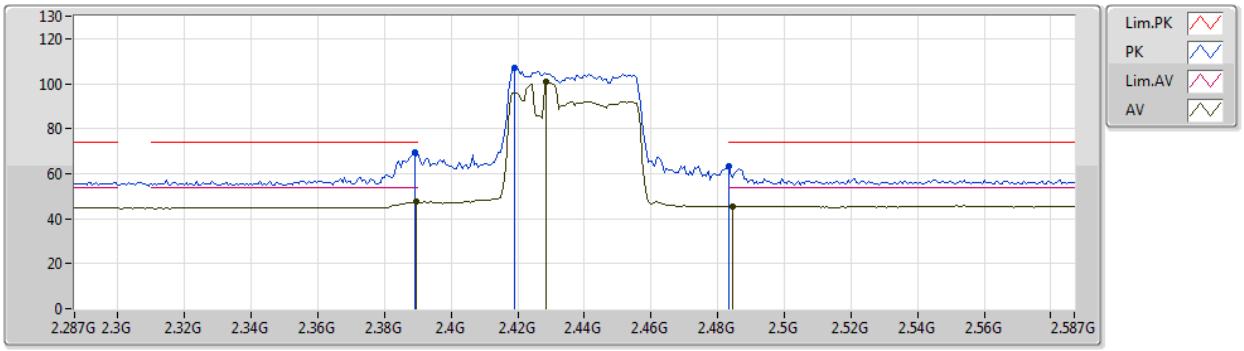

Type	Freq	Level	Limit	Margin	Factor	Dist	Condition	Azimuth	Height	Comment	Raw	AF	CL	PA
	(Hz)	(dBuV/m)	(dBuV/m)	(dB)	(dB)	(m)		(°)	(m)		(dBuV)	(dB)	(dB)	(dB)
AV	2.3896G	47.35	54.00	-6.65	32.09	3	Vertical	64	3.00	-	15.26	27.37	4.72	-
AV	2.4286G	100.97	Inf	-Inf	32.25	3	Vertical	64	3.00	-	68.72	27.49	4.76	-
AV	2.4844G	45.59	54.00	-8.41	32.48	3	Vertical	64	3.00	-	13.11	27.65	4.83	-
PK	2.389G	69.38	74.00	-4.62	32.09	3	Vertical	64	3.00	-	37.29	27.37	4.72	-
PK	2.419G	107.00	Inf	-Inf	32.21	3	Vertical	64	3.00	-	74.79	27.46	4.75	-
PK	2.4835G	63.12	74.00	-10.88	32.48	3	Vertical	64	3.00	-	30.64	27.65	4.83	-

802.11ax HEW40-BF_Nss1,(MCS0)_2TX

2437MHz_TX

02/10/2019

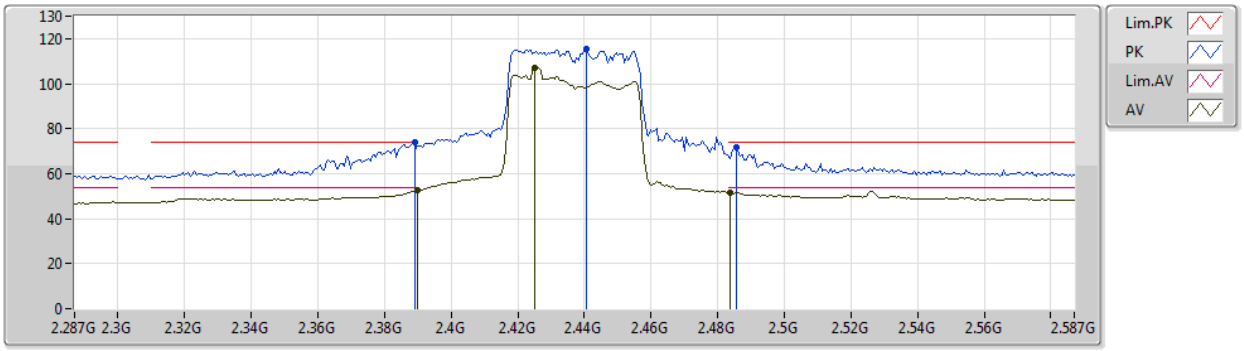

Type	Freq	Level	Limit	Margin	Factor	Dist	Condition	Azimuth	Height	Comment	Raw	AF	CL	PA
	(Hz)	(dBuV/m)	(dBuV/m)	(dB)	(dB)	(m)		(°)	(m)		(dBuV)	(dB)	(dB)	(dB)
AV	2.39G	52.71	54.00	-1.29	32.09	3	Horizontal	0	2.66	-	20.62	27.37	4.72	-
AV	2.425G	107.26	Inf	-Inf	32.23	3	Horizontal	0	2.66	-	75.03	27.47	4.76	-
AV	2.4838G	51.53	54.00	-2.47	32.48	3	Horizontal	0	2.66	-	19.05	27.65	4.83	-
PK	2.389G	73.88	74.00	-0.12	32.09	3	Horizontal	0	2.66	-	41.79	27.37	4.72	-
PK	2.4406G	115.25	Inf	-Inf	32.30	3	Horizontal	0	2.66	-	82.95	27.52	4.78	-
PK	2.4856G	71.45	74.00	-2.55	32.49	3	Horizontal	0	2.66	-	38.96	27.66	4.83	-

802.11ax HEW40-BF_Nss1,(MCS0)_2TX

2437MHz_TX

02/10/2019

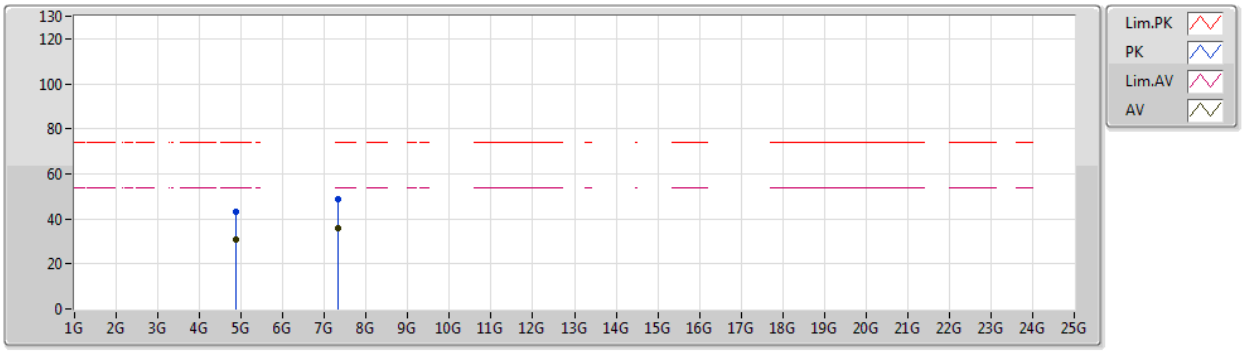

Type	Freq	Level	Limit	Margin	Factor	Dist	Condition	Azimuth	Height	Comment	Raw	AF	CL	PA
	(Hz)	(dBuV/m)	(dBuV/m)	(dB)	(dB)	(m)		(°)	(m)		(dBuV)	(dB)	(dB)	(dB)
AV	4.874G	31.07	54.00	-22.93	3.81	3	Vertical	0	1.35	-	27.26	31.47	6.81	34.47
AV	7.31112G	35.69	54.00	-18.31	9.88	3	Vertical	4	1.50	-	25.81	36.01	8.61	34.74
PK	4.87544G	43.00	74.00	-31.00	3.82	3	Vertical	0	1.35	-	39.18	31.48	6.81	34.47
PK	7.31454G	48.85	74.00	-25.15	9.89	3	Vertical	4	1.50	-	38.96	36.02	8.61	34.74

802.11ax HEW40-BF_Nss1,(MCS0)_2TX

2437MHz_TX

02/10/2019

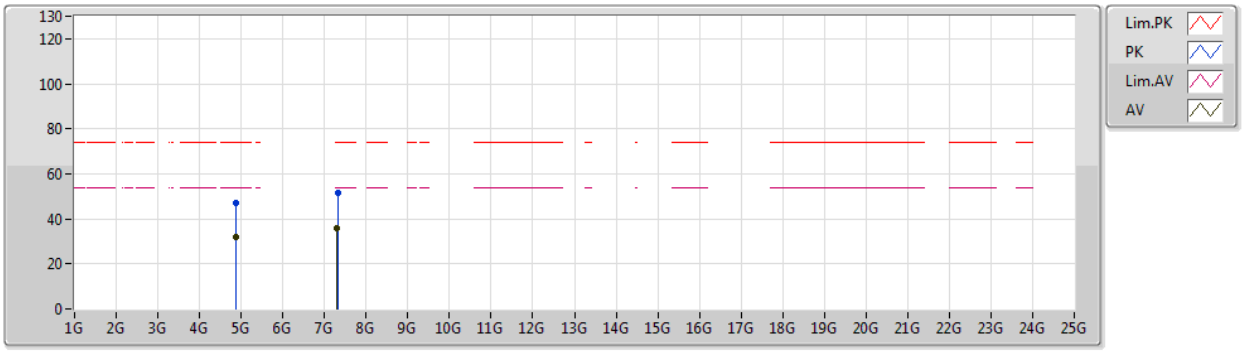

Type	Freq	Level	Limit	Margin	Factor	Dist	Condition	Azimuth	Height	Comment	Raw	AF	CL	PA
	(Hz)	(dBuV/m)	(dBuV/m)	(dB)	(dB)	(m)		(°)	(m)		(dBuV)	(dB)	(dB)	(dB)
AV	4.87394G	32.10	54.00	-21.90	3.81	3	Horizontal	360	1.50	-	28.29	31.47	6.81	34.47
AV	7.3035G	35.80	54.00	-18.20	9.86	3	Horizontal	13	2.99	-	25.94	35.99	8.61	34.74
PK	4.87556G	47.32	74.00	-26.68	3.82	3	Horizontal	360	1.50	-	43.50	31.48	6.81	34.47
PK	7.31094G	51.44	74.00	-22.56	9.88	3	Horizontal	13	2.99	-	41.56	36.01	8.61	34.74

802.11ax HEW40-BF_Nss1,(MCS0)_2TX

2447MHz_TX

02/10/2019

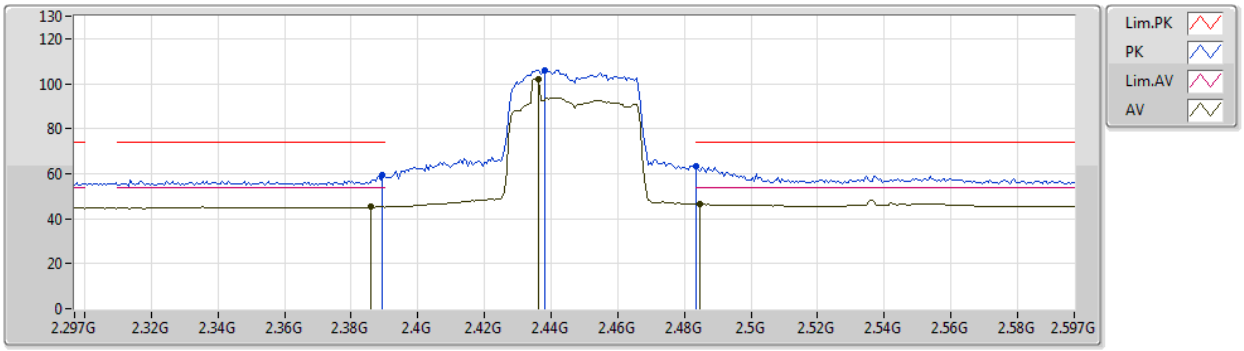

Type	Freq	Level	Limit	Margin	Factor	Dist	Condition	Azimuth	Height	Comment	Raw	AF	CL	PA
	(Hz)	(dBuV/m)	(dBuV/m)	(dB)	(dB)	(m)		(°)	(m)		(dBuV)	(dB)	(dB)	(dB)
AV	2.3858G	45.20	54.00	-8.80	32.07	3	Vertical	44	2.96	-	13.13	27.36	4.71	-
AV	2.4362G	102.09	Inf	-Inf	32.28	3	Vertical	44	2.96	-	69.81	27.51	4.77	-
AV	2.4848G	46.43	54.00	-7.57	32.48	3	Vertical	44	2.96	-	13.95	27.65	4.83	-
PK	2.3894G	59.38	74.00	-14.62	32.09	3	Vertical	44	2.96	-	27.29	27.37	4.72	-
PK	2.438G	106.04	Inf	-Inf	32.28	3	Vertical	44	2.96	-	73.76	27.51	4.77	-
PK	2.4835G	63.20	74.00	-10.80	32.48	3	Vertical	44	2.96	-	30.72	27.65	4.83	-

802.11ax HEW40-BF_Nss1,(MCS0)_2TX

2447MHz_TX

02/10/2019

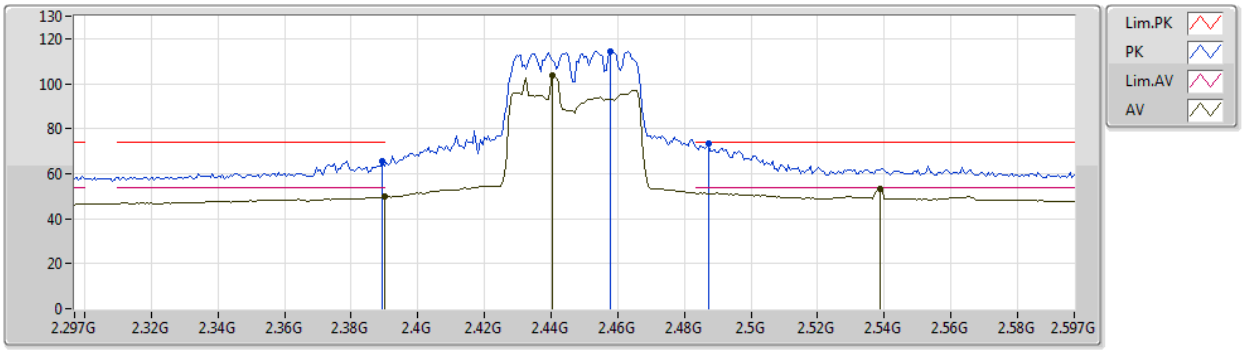

Type	Freq	Level	Limit	Margin	Factor	Dist	Condition	Azimuth	Height	Comment	Raw	AF	CL	PA
	(Hz)	(dBuV/m)	(dBuV/m)	(dB)	(dB)	(m)		(°)	(m)		(dBuV)	(dB)	(dB)	(dB)
AV	2.39G	49.87	54.00	-4.13	32.09	3	Horizontal	342	1.49	-	17.78	27.37	4.72	-
AV	2.4404G	103.62	Inf	-Inf	32.30	3	Horizontal	342	1.49	-	71.32	27.52	4.78	-
AV	2.5388G	53.12	54.00	-0.88	32.65	3	Horizontal	342	1.49	-	20.47	27.76	4.89	-
PK	2.3894G	65.56	74.00	-8.44	32.09	3	Horizontal	342	1.49	-	33.47	27.37	4.72	-
PK	2.4578G	114.27	Inf	-Inf	32.37	3	Horizontal	342	1.49	-	81.90	27.57	4.80	-
PK	2.4872G	73.14	74.00	-0.86	32.49	3	Horizontal	342	1.49	-	40.65	27.66	4.83	-

802.11ax HEW40-BF_Nss1,(MCS0)_2TX

02/10/2019

2452MHz_TX

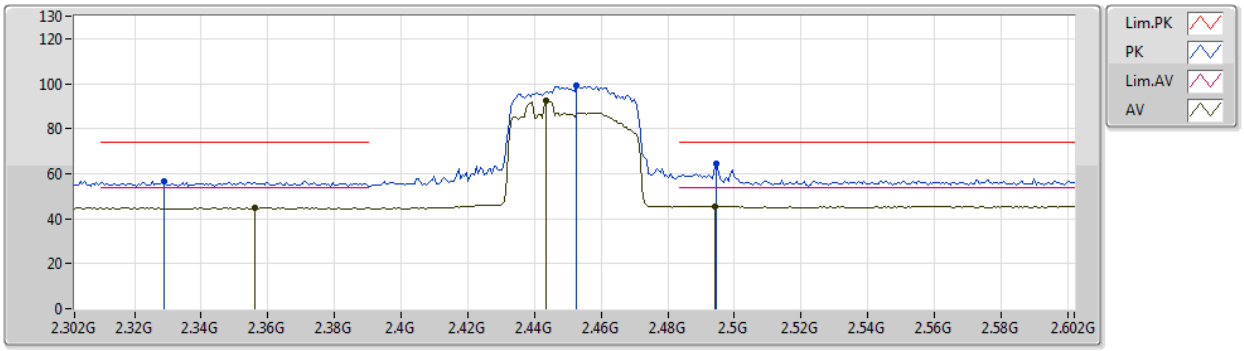

Type	Freq	Level	Limit	Margin	Factor	Dist	Condition	Azimuth	Height	Comment	Raw	AF	CL	PA
	(Hz)	(dBuV/m)	(dBuV/m)	(dB)	(dB)	(m)		(°)	(m)		(dBuV)	(dB)	(dB)	(dB)
AV	2.356G	44.79	54.00	-9.21	31.95	3	Vertical	235	1.49	-	12.84	27.27	4.68	-
AV	2.4436G	92.63	Inf	-Inf	32.31	3	Vertical	235	1.49	-	60.32	27.53	4.78	-
AV	2.494G	45.66	54.00	-8.34	32.52	3	Vertical	235	1.49	-	13.14	27.68	4.84	-
PK	2.329G	56.42	74.00	-17.58	31.84	3	Vertical	235	1.49	-	24.58	27.19	4.65	-
PK	2.4526G	98.91	Inf	-Inf	32.35	3	Vertical	235	1.49	-	66.56	27.56	4.79	-
PK	2.4946G	64.20	74.00	-9.80	32.52	3	Vertical	235	1.49	-	31.68	27.68	4.84	-

802.11ax HEW40-BF_Nss1,(MCS0)_2TX

02/10/2019

2452MHz_TX

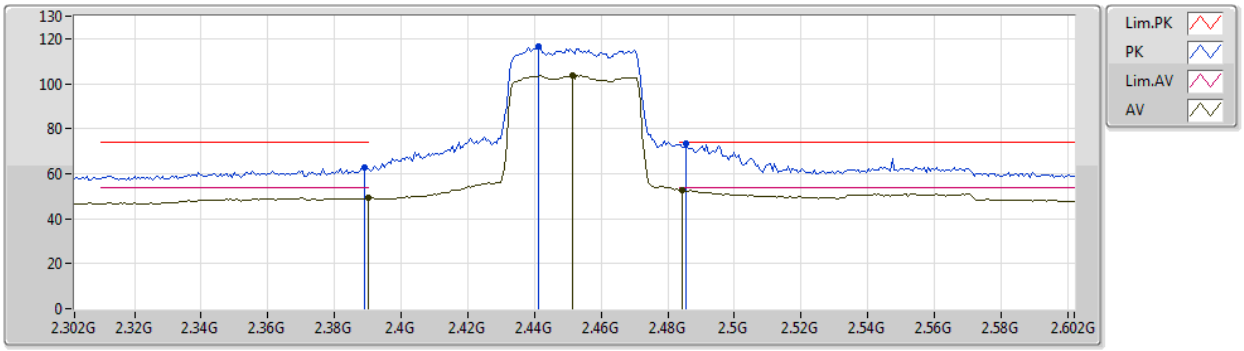

Type	Freq	Level	Limit	Margin	Factor	Dist	Condition	Azimuth	Height	Comment	Raw	AF	CL	PA
	(Hz)	(dBuV/m)	(dBuV/m)	(dB)	(dB)	(m)		(°)	(m)		(dBuV)	(dB)	(dB)	(dB)
AV	2.39G	49.12	54.00	-4.88	32.09	3	Horizontal	9	1.59	-	17.03	27.37	4.72	-
AV	2.4514G	103.51	Inf	-Inf	32.34	3	Horizontal	9	1.59	-	71.17	27.55	4.79	-
AV	2.4844G	52.83	54.00	-1.17	32.48	3	Horizontal	9	1.59	-	20.35	27.65	4.83	-
PK	2.389G	62.58	74.00	-11.42	32.09	3	Horizontal	9	1.59	-	30.49	27.37	4.72	-
PK	2.4412G	116.42	Inf	-Inf	32.30	3	Horizontal	9	1.59	-	84.12	27.52	4.78	-
PK	2.4856G	73.52	74.00	-0.48	32.49	3	Horizontal	9	1.59	-	41.03	27.66	4.83	-

802.11ax HEW40-BF_Nss1,(MCS0)_2TX

2452MHz_TX

02/10/2019

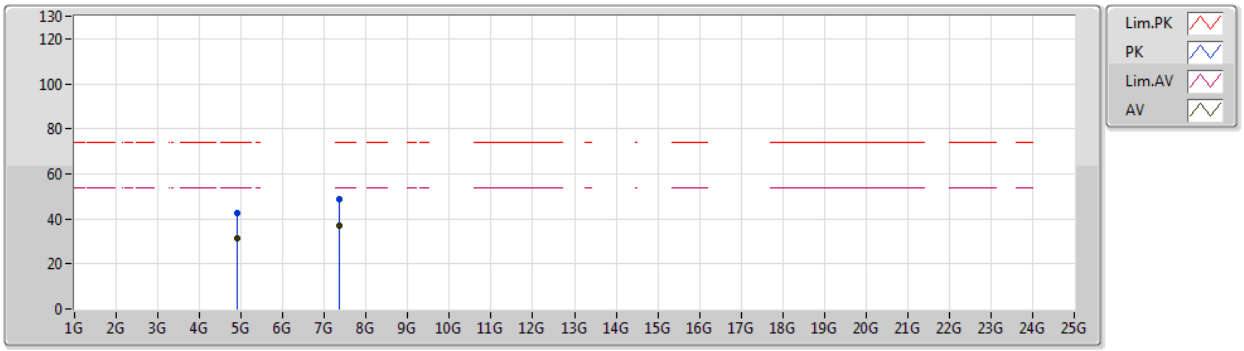

Type	Freq	Level	Limit	Margin	Factor	Dist	Condition	Azimuth	Height	Comment	Raw	AF	CL	PA
	(Hz)	(dBuV/m)	(dBuV/m)	(dB)	(dB)	(m)		(°)	(m)		(dBuV)	(dB)	(dB)	(dB)
AV	4.90388G	31.14	54.00	-22.86	3.89	3	Vertical	12	1.49	-	27.25	31.53	6.82	34.46
AV	7.36002G	37.20	54.00	-16.80	10.02	3	Vertical	322	1.52	-	27.18	36.14	8.64	34.76
PK	4.90412G	42.78	74.00	-31.22	3.89	3	Vertical	12	1.49	-	38.89	31.53	6.82	34.46
PK	7.35324G	48.95	74.00	-25.05	10.00	3	Vertical	322	1.52	-	38.95	36.12	8.64	34.76

802.11ax HEW40-BF_Nss1,(MCS0)_2TX

02/10/2019

2452MHz_TX

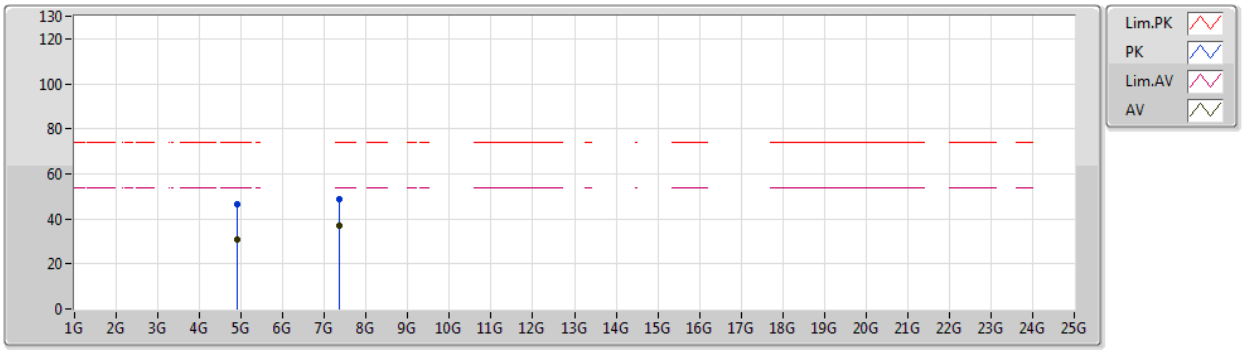

Type	Freq	Level	Limit	Margin	Factor	Dist	Condition	Azimuth	Height	Comment	Raw	AF	CL	PA
	(Hz)	(dBuV/m)	(dBuV/m)	(dB)	(dB)	(m)		(°)	(m)		(dBuV)	(dB)	(dB)	(dB)
AV	4.9052G	31.09	54.00	-22.91	3.89	3	Horizontal	6	1.71	-	27.20	31.53	6.82	34.46
AV	7.36002G	37.06	54.00	-16.94	10.02	3	Horizontal	320	1.49	-	27.04	36.14	8.64	34.76
PK	4.90502G	46.46	74.00	-27.54	3.89	3	Horizontal	6	1.71	-	42.57	31.53	6.82	34.46
PK	7.35738G	48.79	74.00	-25.21	10.01	3	Horizontal	320	1.49	-	38.78	36.13	8.64	34.76

Summary

Mode	Result	Type	Freq (Hz)	Level (dBuV/m)	Limit (dBuV/m)	Margin (dB)	Dist (m)	Condition	Azimuth (°)	Height (m)	Comments
2.4-2.4835GHz	-	-	-	-	-	-	-	-	-	-	-
802.11ax HEW40-BF_Nss1,(MCS0)_2TX	Pass	QP	99.84M	41.38	43.50	-2.12	3	Horizontal	214	1.92	-

Result

Mode	Result	Type	Freq (Hz)	Level (dBuV/m)	Limit (dBuV/m)	Margin (dB)	Dist (m)	Condition	Azimuth (°)	Height (m)	Comments
802.11ax HEW40-BF_Nss1,(MCS0)_2TX	-	-	-	-	-	-	-	-	-	-	-
2437MHz	Pass	PK	142.52M	39.12	43.50	-4.38	3	Vertical	0	1.00	-
2437MHz	Pass	PK	375.32M	35.04	46.00	-10.96	3	Vertical	0	1.00	-
2437MHz	Pass	PK	412.18M	40.14	46.00	-5.86	3	Vertical	0	1.00	-
2437MHz	Pass	PK	561.56M	38.66	46.00	-7.34	3	Vertical	0	1.00	-
2437MHz	Pass	PK	586.78M	39.53	46.00	-6.47	3	Vertical	0	1.00	-
2437MHz	Pass	QP	99.84M	41.19	43.50	-2.31	3	Vertical	166	1.89	-
2437MHz	Pass	PK	249.22M	42.42	46.00	-3.58	3	Horizontal	360	1.00	-
2437MHz	Pass	PK	462.62M	36.84	46.00	-9.16	3	Horizontal	360	1.00	-
2437MHz	Pass	PK	487.84M	40.44	46.00	-5.56	3	Horizontal	360	1.00	-
2437MHz	Pass	PK	528.58M	42.30	46.00	-3.70	3	Horizontal	360	1.00	-
2437MHz	Pass	PK	637.22M	41.85	46.00	-4.15	3	Horizontal	360	1.00	-
2437MHz	Pass	QP	99.84M	41.38	43.50	-2.12	3	Horizontal	214	1.92	-

802.11ax HEW40-BF_Nss1,(MCS0)_2TX

2437MHz_PoE

15/10/2019

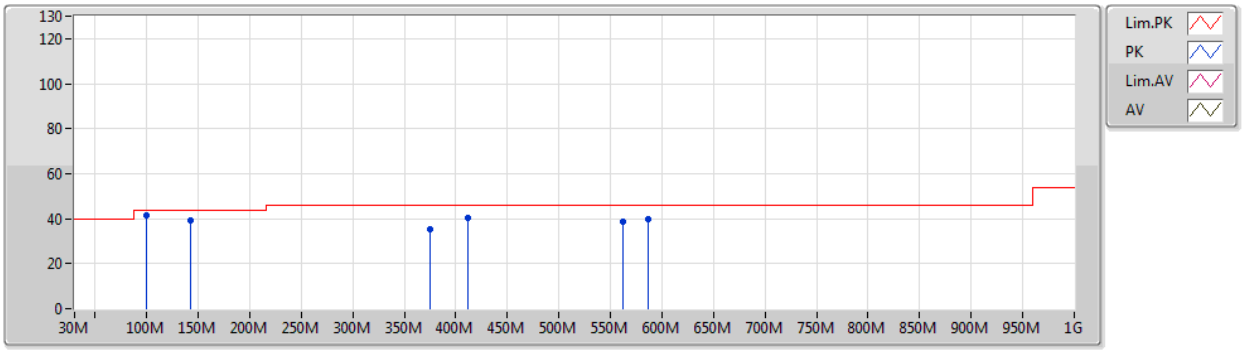

Type	Freq	Level	Limit	Margin	Factor	Dist	Condition	Azimuth	Height	Comment	Raw	AF	CL	PA
	(Hz)	(dBuV/m)	(dBuV/m)	(dB)	(dB)	(m)		(°)	(m)		(dBuV)	(dB)	(dB)	(dB)
PK	142.52M	39.12	43.50	-4.38	-19.21	3	Vertical	0	1.00	-	58.33	16.43	0.96	36.60
PK	375.32M	35.04	46.00	-10.96	-14.99	3	Vertical	0	1.00	-	50.03	19.98	1.63	36.60
PK	412.18M	40.14	46.00	-5.86	-13.65	3	Vertical	0	1.00	-	53.79	21.31	1.71	36.67
PK	561.56M	38.66	46.00	-7.34	-9.99	3	Vertical	0	1.00	-	48.65	25.08	2.03	37.10
PK	586.78M	39.53	46.00	-6.47	-10.57	3	Vertical	0	1.00	-	50.10	24.54	2.07	37.18
QP	99.84M	41.19	43.50	-2.31	-20.95	3	Vertical	166	1.89	-	62.14	15.02	0.81	36.78

802.11ax HEW40-BF_Nss1,(MCS0)_2TX

2437MHz_PoE

15/10/2019

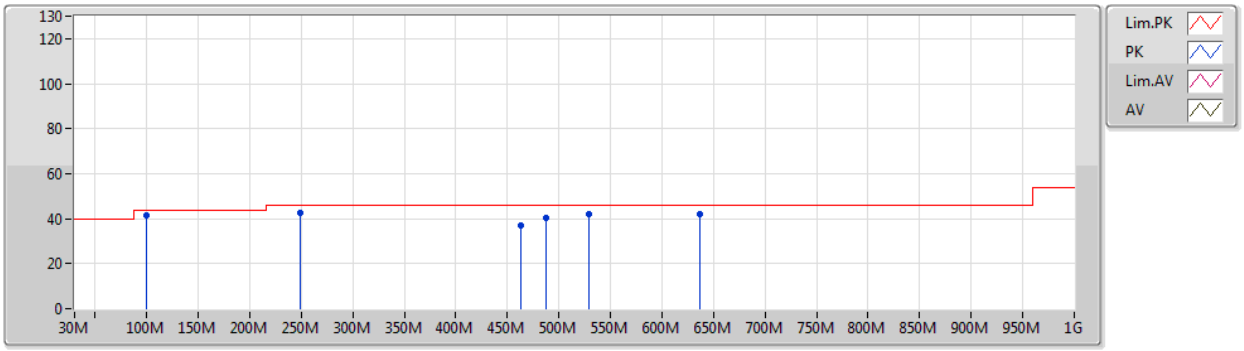

Type	Freq	Level	Limit	Margin	Factor	Dist	Condition	Azimuth	Height	Comment	Raw	AF	CL	PA
	(Hz)	(dBuV/m)	(dBuV/m)	(dB)	(dB)	(m)		(°)	(m)		(dBuV)	(dB)	(dB)	(dB)
PK	249.22M	42.42	46.00	-3.58	-17.58	3	Horizontal	360	1.00	-	60.00	17.55	1.29	36.42
PK	462.62M	36.84	46.00	-9.16	-12.55	3	Horizontal	360	1.00	-	49.39	22.42	1.84	36.81
PK	487.84M	40.44	46.00	-5.56	-12.22	3	Horizontal	360	1.00	-	52.66	22.79	1.87	36.88
PK	528.58M	42.30	46.00	-3.70	-12.03	3	Horizontal	360	1.00	-	54.33	23.02	1.96	37.01
PK	637.22M	41.85	46.00	-4.15	-9.73	3	Horizontal	360	1.00	-	51.58	25.37	2.17	37.27
QP	99.84M	41.38	43.50	-2.12	-20.95	3	Horizontal	214	1.92	-	62.33	15.02	0.81	36.78

Summary

Mode	Result	Type	Freq (Hz)	Level (dBuV/m)	Limit (dBuV/m)	Margin (dB)	Dist (m)	Condition	Azimuth (°)	Height (m)	Comments
2.4-2.4835GHz	-	-	-	-	-	-	-	-	-	-	-
802.11ax HEW20-BF_Nss1,(MCS0)_2TX	Pass	AV	2.39G	53.89	54.00	-0.11	3	Vertical	0	2.11	-
802.11ax HEW40-BF_Nss1,(MCS0)_2TX	Pass	PK	2.3884G	73.60	74.00	-0.40	3	Vertical	359	1.49	-

Result

Mode	Result	Type	Freq (Hz)	Level (dBuV/m)	Limit (dBuV/m)	Margin (dB)	Dist (m)	Condition	Azimuth (°)	Height (m)	Comments
802.11ax HEW20-BF_Nss1,(MCS0)_2TX	-	-	-	-	-	-	-	-	-	-	-
2412MHz	Pass	AV	2.3898G	53.56	54.00	-0.44	3	Vertical	346	2.13	-
2412MHz	Pass	AV	2.4042G	91.34	Inf	-Inf	3	Vertical	346	2.13	-
2412MHz	Pass	AV	2.505G	45.63	54.00	-8.37	3	Vertical	346	2.13	-
2412MHz	Pass	PK	2.3898G	69.27	74.00	-4.73	3	Vertical	346	2.13	-
2412MHz	Pass	PK	2.4204G	103.50	Inf	-Inf	3	Vertical	346	2.13	-
2412MHz	Pass	PK	2.5212G	57.22	74.00	-16.78	3	Vertical	346	2.13	-
2412MHz	Pass	AV	2.3898G	53.26	54.00	-0.74	3	Horizontal	348	1.33	-
2412MHz	Pass	AV	2.4114G	89.88	Inf	-Inf	3	Horizontal	348	1.33	-
2412MHz	Pass	AV	2.5104G	45.45	54.00	-8.55	3	Horizontal	348	1.33	-
2412MHz	Pass	PK	2.3886G	69.45	74.00	-4.55	3	Horizontal	348	1.33	-
2412MHz	Pass	PK	2.4048G	101.36	Inf	-Inf	3	Horizontal	348	1.33	-
2412MHz	Pass	PK	2.5104G	57.67	74.00	-16.33	3	Horizontal	348	1.33	-
2412MHz	Pass	AV	4.82406G	31.75	54.00	-22.25	3	Vertical	175	1.35	-
2412MHz	Pass	PK	4.81944G	43.15	74.00	-30.85	3	Vertical	175	1.35	-
2412MHz	Pass	AV	4.82406G	29.85	54.00	-24.15	3	Horizontal	184	2.33	-
2412MHz	Pass	PK	4.8363G	43.05	74.00	-30.95	3	Horizontal	184	2.33	-
2417MHz	Pass	AV	2.39G	53.89	54.00	-0.11	3	Vertical	0	2.11	-
2417MHz	Pass	AV	2.4176G	98.79	Inf	-Inf	3	Vertical	0	2.11	-
2417MHz	Pass	AV	2.4872G	45.24	54.00	-8.76	3	Vertical	0	2.11	-
2417MHz	Pass	PK	2.39G	69.18	74.00	-4.82	3	Vertical	0	2.11	-
2417MHz	Pass	PK	2.4086G	103.27	Inf	-Inf	3	Vertical	0	2.11	-
2417MHz	Pass	PK	2.4902G	57.17	74.00	-16.83	3	Vertical	0	2.11	-
2417MHz	Pass	AV	2.39G	53.05	54.00	-0.95	3	Horizontal	344	1.36	-
2417MHz	Pass	AV	2.4158G	100.03	Inf	-Inf	3	Horizontal	344	1.36	-
2417MHz	Pass	AV	2.4884G	45.11	54.00	-8.89	3	Horizontal	344	1.36	-
2417MHz	Pass	PK	2.39G	69.32	74.00	-4.68	3	Horizontal	344	1.36	-
2417MHz	Pass	PK	2.4176G	105.88	Inf	-Inf	3	Horizontal	344	1.36	-
2417MHz	Pass	PK	2.498G	57.18	74.00	-16.82	3	Horizontal	344	1.36	-
2437MHz	Pass	AV	2.39G	48.20	54.00	-5.80	3	Vertical	344	2.29	-
2437MHz	Pass	AV	2.4364G	102.57	Inf	-Inf	3	Vertical	344	2.29	-
2437MHz	Pass	AV	2.4862G	45.69	54.00	-8.31	3	Vertical	344	2.29	-
2437MHz	Pass	PK	2.3842G	61.46	74.00	-12.54	3	Vertical	344	2.29	-
2437MHz	Pass	PK	2.4436G	107.24	Inf	-Inf	3	Vertical	344	2.29	-
2437MHz	Pass	PK	2.4844G	57.73	74.00	-16.27	3	Vertical	344	2.29	-
2437MHz	Pass	AV	2.39G	47.75	54.00	-6.25	3	Horizontal	5	1.53	-
2437MHz	Pass	AV	2.4376G	95.00	Inf	-Inf	3	Horizontal	5	1.53	-
2437MHz	Pass	AV	2.4838G	46.72	54.00	-7.28	3	Horizontal	5	1.53	-
2437MHz	Pass	PK	2.3896G	62.39	74.00	-11.61	3	Horizontal	5	1.53	-
2437MHz	Pass	PK	2.4364G	106.63	Inf	-Inf	3	Horizontal	5	1.53	-
2437MHz	Pass	PK	2.4964G	60.34	74.00	-13.66	3	Horizontal	5	1.53	-
2437MHz	Pass	AV	4.87388G	38.92	54.00	-15.08	3	Vertical	253	2.22	-
2437MHz	Pass	AV	7.3098G	50.90	54.00	-3.10	3	Vertical	0	1.19	-
2437MHz	Pass	PK	4.8743G	47.32	74.00	-26.68	3	Vertical	253	2.22	-
2437MHz	Pass	PK	7.31442G	57.63	74.00	-16.37	3	Vertical	0	1.19	-
2437MHz	Pass	AV	4.874G	33.20	54.00	-20.80	3	Horizontal	195	1.72	-
2437MHz	Pass	AV	7.31166G	53.63	54.00	-0.37	3	Horizontal	0	2.20	-
2437MHz	Pass	PK	4.88624G	45.24	74.00	-28.76	3	Horizontal	195	1.72	-

Remark :

Level (dBuV/m) = Raw(Read Level) + AF(Antenna Factor) + CL(Cable Loss) - PA(Preamp Factor)

Mode	Result	Type	Freq (Hz)	Level (dBuV/m)	Limit (dBuV/m)	Margin (dB)	Dist (m)	Condition	Azimuth (°)	Height (m)	Comments
2437MHz	Pass	PK	7.31568G	63.39	74.00	-10.61	3	Horizontal	0	2.20	-
2457MHz	Pass	AV	2.3562G	45.55	54.00	-8.45	3	Vertical	360	1.48	-
2457MHz	Pass	AV	2.454G	99.11	Inf	-Inf	3	Vertical	360	1.48	-
2457MHz	Pass	AV	2.4835G	53.86	54.00	-0.14	3	Vertical	360	1.48	-
2457MHz	Pass	PK	2.3826G	56.98	74.00	-17.02	3	Vertical	360	1.48	-
2457MHz	Pass	PK	2.4534G	107.29	Inf	-Inf	3	Vertical	360	1.48	-
2457MHz	Pass	PK	2.484G	69.52	74.00	-4.48	3	Vertical	360	1.48	-
2457MHz	Pass	AV	2.3586G	45.54	54.00	-8.46	3	Horizontal	349	1.46	-
2457MHz	Pass	AV	2.4564G	102.54	Inf	-Inf	3	Horizontal	349	1.46	-
2457MHz	Pass	AV	2.4835G	53.72	54.00	-0.28	3	Horizontal	349	1.46	-
2457MHz	Pass	PK	2.3898G	57.92	74.00	-16.08	3	Horizontal	349	1.46	-
2457MHz	Pass	PK	2.4486G	107.06	Inf	-Inf	3	Horizontal	349	1.46	-
2457MHz	Pass	PK	2.484G	70.54	74.00	-3.46	3	Horizontal	349	1.46	-
2462MHz	Pass	AV	2.3612G	44.95	54.00	-9.05	3	Vertical	360	1.48	-
2462MHz	Pass	AV	2.4614G	99.22	Inf	-Inf	3	Vertical	360	1.48	-
2462MHz	Pass	AV	2.4835G	53.01	54.00	-0.99	3	Vertical	360	1.48	-
2462MHz	Pass	PK	2.3828G	56.72	74.00	-17.28	3	Vertical	360	1.48	-
2462MHz	Pass	PK	2.4584G	104.66	Inf	-Inf	3	Vertical	360	1.48	-
2462MHz	Pass	PK	2.4842G	73.48	74.00	-0.52	3	Vertical	360	1.48	-
2462MHz	Pass	AV	2.363G	45.69	54.00	-8.31	3	Horizontal	5	1.77	-
2462MHz	Pass	AV	2.4614G	100.69	Inf	-Inf	3	Horizontal	5	1.77	-
2462MHz	Pass	AV	2.4835G	51.86	54.00	-2.14	3	Horizontal	5	1.77	-
2462MHz	Pass	PK	2.327G	56.98	74.00	-17.02	3	Horizontal	5	1.77	-
2462MHz	Pass	PK	2.4704G	103.66	Inf	-Inf	3	Horizontal	5	1.77	-
2462MHz	Pass	PK	2.4842G	73.48	74.00	-0.52	3	Horizontal	5	1.77	-
2462MHz	Pass	AV	4.924G	32.29	54.00	-21.71	3	Vertical	311	1.49	-
2462MHz	Pass	PK	4.92292G	46.56	74.00	-27.44	3	Vertical	311	1.49	-
2462MHz	Pass	AV	4.924G	30.11	54.00	-23.89	3	Horizontal	175	1.48	-
2462MHz	Pass	PK	4.91902G	43.40	74.00	-30.60	3	Horizontal	175	1.48	-
802.11ax HEW40-BF_Nss1,(MCS0)_2TX	-	-	-	-	-	-	-	-	-	-	-
2422MHz	Pass	AV	2.389G	53.47	54.00	-0.53	3	Vertical	347	2.02	-
2422MHz	Pass	AV	2.4136G	94.43	Inf	-Inf	3	Vertical	347	2.02	-
2422MHz	Pass	AV	2.494G	45.35	54.00	-8.65	3	Vertical	347	2.02	-
2422MHz	Pass	PK	2.3842G	70.86	74.00	-3.14	3	Vertical	347	2.02	-
2422MHz	Pass	PK	2.4364G	102.83	Inf	-Inf	3	Vertical	347	2.02	-
2422MHz	Pass	PK	2.4886G	58.45	74.00	-15.55	3	Vertical	347	2.02	-
2422MHz	Pass	AV	2.3896G	53.32	54.00	-0.68	3	Horizontal	360	1.48	-
2422MHz	Pass	AV	2.41G	96.84	Inf	-Inf	3	Horizontal	360	1.48	-
2422MHz	Pass	AV	2.4838G	45.72	54.00	-8.28	3	Horizontal	360	1.48	-
2422MHz	Pass	PK	2.389G	70.65	74.00	-3.35	3	Horizontal	360	1.48	-
2422MHz	Pass	PK	2.4364G	103.39	Inf	-Inf	3	Horizontal	360	1.48	-
2422MHz	Pass	PK	2.4838G	57.32	74.00	-16.68	3	Horizontal	360	1.48	-
2422MHz	Pass	AV	4.844G	32.10	54.00	-21.90	3	Vertical	189	2.61	-
2422MHz	Pass	AV	7.266G	36.96	54.00	-17.04	3	Vertical	131	1.49	-
2422MHz	Pass	PK	4.84382G	43.66	74.00	-30.34	3	Vertical	189	2.61	-
2422MHz	Pass	PK	7.26624G	48.83	74.00	-25.17	3	Vertical	131	1.49	-
2422MHz	Pass	AV	4.85894G	29.74	54.00	-24.26	3	Horizontal	132	1.99	-
2422MHz	Pass	AV	7.266G	35.78	54.00	-18.22	3	Horizontal	132	2.06	-
2422MHz	Pass	PK	4.85762G	43.00	74.00	-31.00	3	Horizontal	132	1.99	-

Remark :

Level (dBuV/m) = Raw(Read Level) + AF(Antenna Factor) + CL(Cable Loss) - PA(Preamp Factor)

Mode	Result	Type	Freq (Hz)	Level (dBuV/m)	Limit (dBuV/m)	Margin (dB)	Dist (m)	Condition	Azimuth (°)	Height (m)	Comments
2422MHz	Pass	PK	7.27044G	48.92	74.00	-25.08	3	Horizontal	132	2.06	-
2427MHz	Pass	AV	2.3886G	53.35	54.00	-0.65	3	Vertical	0	2.11	-
2427MHz	Pass	AV	2.4138G	93.63	Inf	-Inf	3	Vertical	0	2.11	-
2427MHz	Pass	AV	2.4835G	45.63	54.00	-8.37	3	Vertical	0	2.11	-
2427MHz	Pass	PK	2.3832G	71.75	74.00	-2.25	3	Vertical	0	2.11	-
2427MHz	Pass	PK	2.4396G	104.58	Inf	-Inf	3	Vertical	0	2.11	-
2427MHz	Pass	PK	2.487G	57.73	74.00	-16.27	3	Vertical	0	2.11	-
2427MHz	Pass	AV	2.3898G	51.75	54.00	-2.25	3	Horizontal	345	1.65	-
2427MHz	Pass	AV	2.4198G	96.40	Inf	-Inf	3	Horizontal	345	1.65	-
2427MHz	Pass	AV	2.4858G	45.66	54.00	-8.34	3	Horizontal	345	1.65	-
2427MHz	Pass	PK	2.3886G	69.19	74.00	-4.81	3	Horizontal	345	1.65	-
2427MHz	Pass	PK	2.4162G	100.93	Inf	-Inf	3	Horizontal	345	1.65	-
2427MHz	Pass	PK	2.4858G	58.35	74.00	-15.65	3	Horizontal	345	1.65	-
2437MHz	Pass	AV	2.3896G	52.72	54.00	-1.28	3	Vertical	359	1.49	-
2437MHz	Pass	AV	2.4262G	97.00	Inf	-Inf	3	Vertical	359	1.49	-
2437MHz	Pass	AV	2.4838G	48.40	54.00	-5.60	3	Vertical	359	1.49	-
2437MHz	Pass	PK	2.3884G	73.60	74.00	-0.40	3	Vertical	359	1.49	-
2437MHz	Pass	PK	2.428G	101.83	Inf	-Inf	3	Vertical	359	1.49	-
2437MHz	Pass	PK	2.4856G	63.26	74.00	-10.74	3	Vertical	359	1.49	-
2437MHz	Pass	AV	2.39G	52.60	54.00	-1.40	3	Horizontal	0	1.66	-
2437MHz	Pass	AV	2.4286G	100.28	Inf	-Inf	3	Horizontal	0	1.66	-
2437MHz	Pass	AV	2.4835G	50.16	54.00	-3.84	3	Horizontal	0	1.66	-
2437MHz	Pass	PK	2.389G	72.18	74.00	-1.82	3	Horizontal	0	1.66	-
2437MHz	Pass	PK	2.4298G	103.93	Inf	-Inf	3	Horizontal	0	1.66	-
2437MHz	Pass	PK	2.4892G	65.31	74.00	-8.69	3	Horizontal	0	1.66	-
2437MHz	Pass	AV	4.87406G	32.51	54.00	-21.49	3	Vertical	193	2.62	-
2437MHz	Pass	AV	7.30194G	36.98	54.00	-17.02	3	Vertical	138	1.22	-
2437MHz	Pass	PK	4.87412G	43.39	74.00	-30.61	3	Vertical	193	2.62	-
2437MHz	Pass	PK	7.30434G	49.60	74.00	-24.40	3	Vertical	138	1.22	-
2437MHz	Pass	AV	4.87478G	30.27	54.00	-23.73	3	Horizontal	175	1.40	-
2437MHz	Pass	AV	7.3215G	36.55	54.00	-17.45	3	Horizontal	0	2.46	-
2437MHz	Pass	PK	4.87094G	43.05	74.00	-30.95	3	Horizontal	175	1.40	-
2437MHz	Pass	PK	7.3224G	53.68	74.00	-20.32	3	Horizontal	0	2.46	-
2447MHz	Pass	AV	2.39G	47.77	54.00	-6.23	3	Vertical	354	1.94	-
2447MHz	Pass	AV	2.4386G	97.16	Inf	-Inf	3	Vertical	354	1.94	-
2447MHz	Pass	AV	2.4872G	52.35	54.00	-1.65	3	Vertical	354	1.94	-
2447MHz	Pass	PK	2.3888G	62.39	74.00	-11.61	3	Vertical	354	1.94	-
2447MHz	Pass	PK	2.441G	105.45	Inf	-Inf	3	Vertical	354	1.94	-
2447MHz	Pass	PK	2.492G	71.25	74.00	-2.75	3	Vertical	354	1.94	-
2447MHz	Pass	AV	2.39G	47.79	54.00	-6.21	3	Horizontal	360	1.05	-
2447MHz	Pass	AV	2.438G	100.98	Inf	-Inf	3	Horizontal	360	1.05	-
2447MHz	Pass	AV	2.4835G	52.49	54.00	-1.51	3	Horizontal	360	1.05	-
2447MHz	Pass	PK	2.3894G	61.16	74.00	-12.84	3	Horizontal	360	1.05	-
2447MHz	Pass	PK	2.438G	105.19	Inf	-Inf	3	Horizontal	360	1.05	-
2447MHz	Pass	PK	2.4872G	70.81	74.00	-3.19	3	Horizontal	360	1.05	-
2452MHz	Pass	AV	2.39G	46.96	54.00	-7.04	3	Vertical	345	1.79	-
2452MHz	Pass	AV	2.44G	100.03	Inf	-Inf	3	Vertical	345	1.79	-
2452MHz	Pass	AV	2.4835G	49.70	54.00	-4.30	3	Vertical	345	1.79	-
2452MHz	Pass	PK	2.3878G	60.28	74.00	-13.72	3	Vertical	345	1.79	-

Remark :

Level (dBuV/m) = Raw(Read Level) + AF(Antenna Factor) + CL(Cable Loss) - PA(Preamp Factor)

Mode	Result	Type	Freq (Hz)	Level (dBuV/m)	Limit (dBuV/m)	Margin (dB)	Dist (m)	Condition	Azimuth (°)	Height (m)	Comments
2452MHz	Pass	PK	2.4418G	103.22	Inf	-Inf	3	Vertical	345	1.79	-
2452MHz	Pass	PK	2.4874G	67.99	74.00	-6.01	3	Vertical	345	1.79	-
2452MHz	Pass	AV	2.3896G	46.58	54.00	-7.42	3	Horizontal	359	1.48	-
2452MHz	Pass	AV	2.4436G	101.38	Inf	-Inf	3	Horizontal	359	1.48	-
2452MHz	Pass	AV	2.4835G	53.11	54.00	-0.89	3	Horizontal	359	1.48	-
2452MHz	Pass	PK	2.3884G	59.93	74.00	-14.07	3	Horizontal	359	1.48	-
2452MHz	Pass	PK	2.4412G	105.20	Inf	-Inf	3	Horizontal	359	1.48	-
2452MHz	Pass	PK	2.4928G	71.04	74.00	-2.96	3	Horizontal	359	1.48	-
2452MHz	Pass	AV	4.90394G	32.99	54.00	-21.01	3	Vertical	191	2.76	-
2452MHz	Pass	AV	7.37004G	36.22	54.00	-17.78	3	Vertical	360	1.49	-
2452MHz	Pass	PK	4.90412G	44.24	74.00	-29.76	3	Vertical	191	2.76	-
2452MHz	Pass	PK	7.36878G	50.96	74.00	-23.04	3	Vertical	360	1.49	-
2452MHz	Pass	AV	4.90406G	30.11	54.00	-23.89	3	Horizontal	184	2.27	-
2452MHz	Pass	AV	7.36908G	37.40	54.00	-16.60	3	Horizontal	13	1.81	-
2452MHz	Pass	PK	4.91672G	44.15	74.00	-29.85	3	Horizontal	184	2.27	-
2452MHz	Pass	PK	7.37082G	55.28	74.00	-18.72	3	Horizontal	13	1.81	-

802.11ax HEW20-BF_Nss1,(MCS0)_2TX

02/10/2019

2412MHz_TX

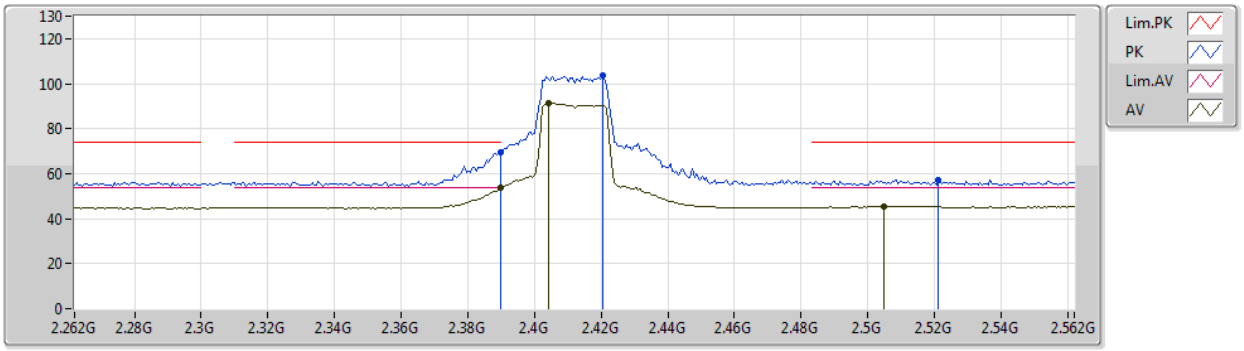

Type	Freq	Level	Limit	Margin	Factor	Dist	Condition	Azimuth	Height	Comment	Raw	AF	CL	PA
	(Hz)	(dBuV/m)	(dBuV/m)	(dB)	(dB)	(m)		(°)	(m)		(dBuV)	(dB)	(dB)	(dB)
AV	2.3898G	53.56	54.00	-0.44	32.09	3	Vertical	346	2.13	-	21.47	27.37	4.72	-
AV	2.4042G	91.34	Inf	-Inf	32.14	3	Vertical	346	2.13	-	59.20	27.41	4.73	-
AV	2.505G	45.63	54.00	-8.37	32.56	3	Vertical	346	2.13	-	13.07	27.71	4.85	-
PK	2.3898G	69.27	74.00	-4.73	32.09	3	Vertical	346	2.13	-	37.18	27.37	4.72	-
PK	2.4204G	103.50	Inf	-Inf	32.21	3	Vertical	346	2.13	-	71.29	27.46	4.75	-
PK	2.5212G	57.22	74.00	-16.78	32.60	3	Vertical	346	2.13	-	24.62	27.73	4.87	-

802.11ax HEW20-BF_Nss1,(MCS0)_2TX

02/10/2019

2412MHz_TX

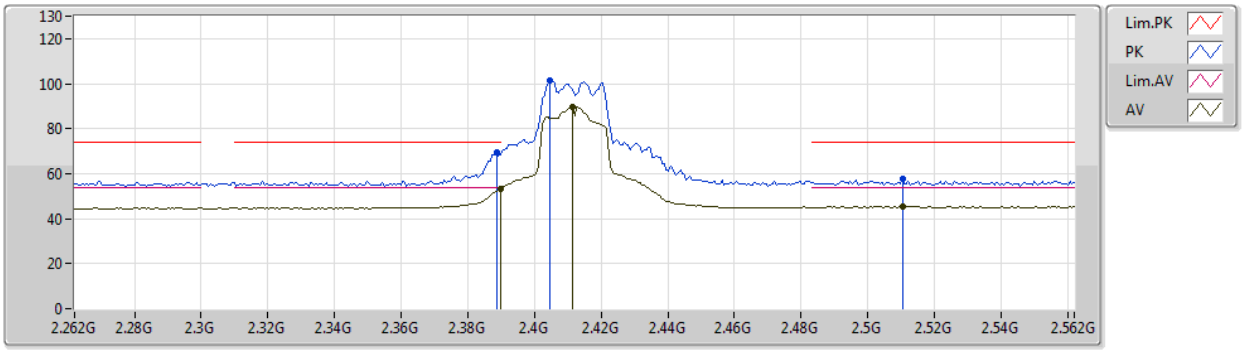

Type	Freq	Level	Limit	Margin	Factor	Dist	Condition	Azimuth	Height	Comment	Raw	AF	CL	PA
	(Hz)	(dBuV/m)	(dBuV/m)	(dB)	(dB)	(m)		(°)	(m)		(dBuV)	(dB)	(dB)	(dB)
AV	2.3898G	53.26	54.00	-0.74	32.09	3	Horizontal	348	1.33	-	21.17	27.37	4.72	-
AV	2.4114G	89.88	Inf	-Inf	32.17	3	Horizontal	348	1.33	-	57.71	27.43	4.74	-
AV	2.5104G	45.45	54.00	-8.55	32.58	3	Horizontal	348	1.33	-	12.87	27.72	4.86	-
PK	2.3886G	69.45	74.00	-4.55	32.09	3	Horizontal	348	1.33	-	37.36	27.37	4.72	-
PK	2.4048G	101.36	Inf	-Inf	32.15	3	Horizontal	348	1.33	-	69.21	27.41	4.74	-
PK	2.5104G	57.67	74.00	-16.33	32.58	3	Horizontal	348	1.33	-	25.09	27.72	4.86	-

802.11ax HEW20-BF_Nss1,(MCS0)_2TX

2412MHz_TX

02/10/2019

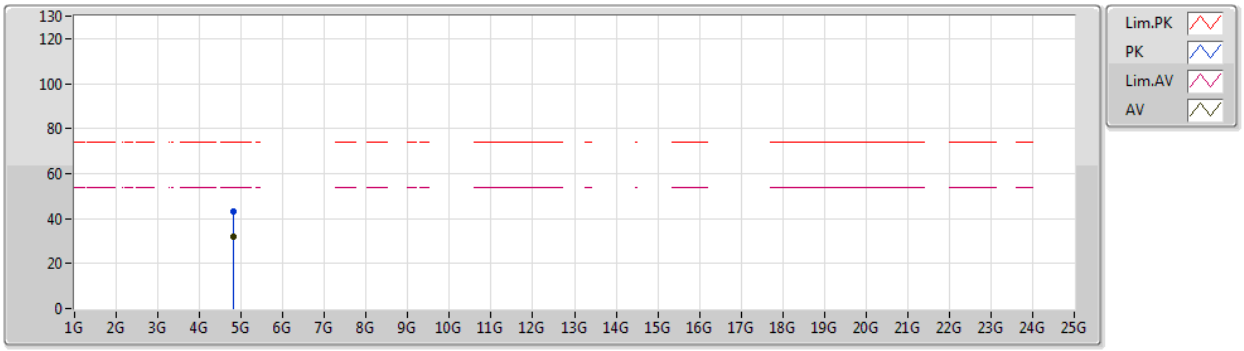

Type	Freq	Level	Limit	Margin	Factor	Dist	Condition	Azimuth	Height	Comment	Raw	AF	CL	PA
	(Hz)	(dBuV/m)	(dBuV/m)	(dB)	(dB)	(m)		(°)	(m)		(dBuV)	(dB)	(dB)	(dB)
AV	4.82406G	31.75	54.00	-22.25	3.69	3	Vertical	175	1.35	-	28.06	31.38	6.79	34.48
PK	4.81944G	43.15	74.00	-30.85	3.68	3	Vertical	175	1.35	-	39.47	31.37	6.79	34.48

802.11ax HEW20-BF_Nss1,(MCS0)_2TX

2412MHz_TX

02/10/2019

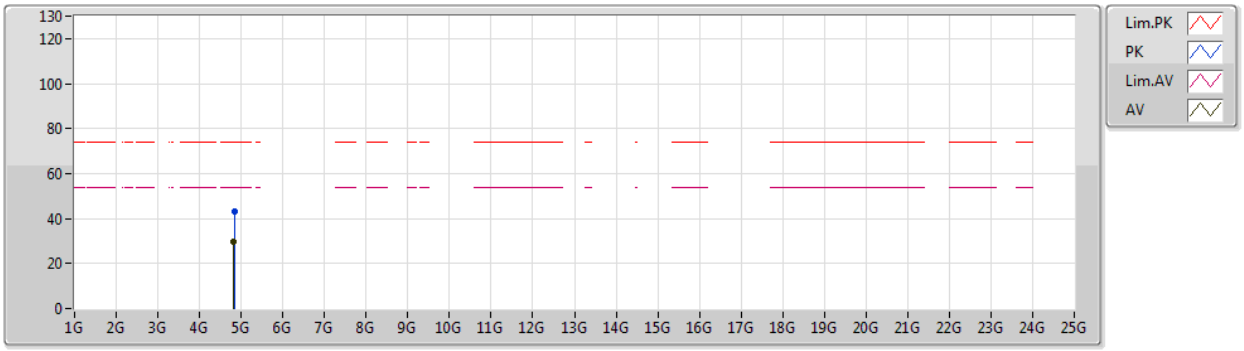

Type	Freq	Level	Limit	Margin	Factor	Dist	Condition	Azimuth	Height	Comment	Raw	AF	CL	PA
	(Hz)	(dBuV/m)	(dBuV/m)	(dB)	(dB)	(m)		(°)	(m)		(dBuV)	(dB)	(dB)	(dB)
AV	4.82406G	29.85	54.00	-24.15	3.69	3	Horizontal	184	2.33	-	26.16	31.38	6.79	34.48
PK	4.8363G	43.05	74.00	-30.95	3.72	3	Horizontal	184	2.33	-	39.33	31.41	6.79	34.48

802.11ax HEW20-BF_Nss1,(MCS0)_2TX

2417MHz_TX

02/10/2019

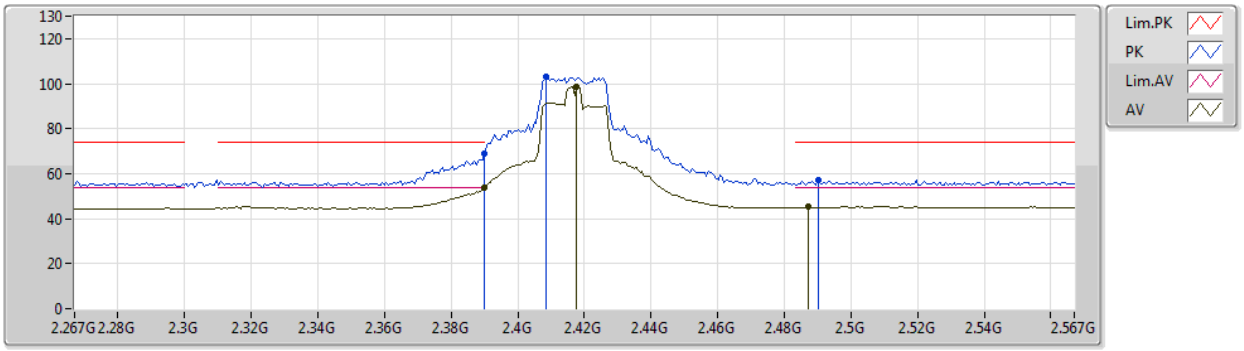

Type	Freq	Level	Limit	Margin	Factor	Dist	Condition	Azimuth	Height	Comment	Raw	AF	CL	PA
	(Hz)	(dBuV/m)	(dBuV/m)	(dB)	(dB)	(m)		(°)	(m)		(dBuV)	(dB)	(dB)	(dB)
AV	2.39G	53.89	54.00	-0.11	32.09	3	Vertical	0	2.11	-	21.80	27.37	4.72	-
AV	2.4176G	98.79	Inf	-Inf	32.20	3	Vertical	0	2.11	-	66.59	27.45	4.75	-
AV	2.4872G	45.24	54.00	-8.76	32.49	3	Vertical	0	2.11	-	12.75	27.66	4.83	-
PK	2.39G	69.18	74.00	-4.82	32.09	3	Vertical	0	2.11	-	37.09	27.37	4.72	-
PK	2.4086G	103.27	Inf	-Inf	32.17	3	Vertical	0	2.11	-	71.10	27.43	4.74	-
PK	2.4902G	57.17	74.00	-16.83	32.51	3	Vertical	0	2.11	-	24.66	27.67	4.84	-

802.11ax HEW20-BF_Nss1,(MCS0)_2TX

2417MHz_TX

02/10/2019

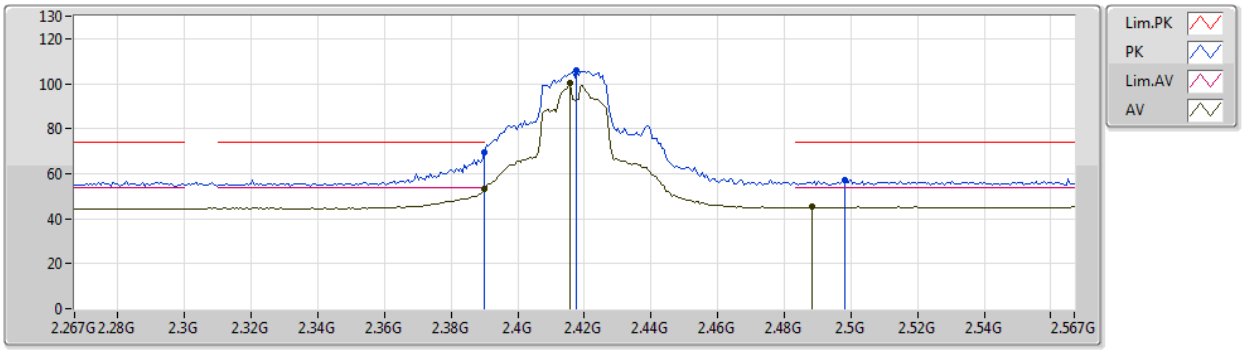

Type	Freq	Level	Limit	Margin	Factor	Dist	Condition	Azimuth	Height	Comment	Raw	AF	CL	PA
	(Hz)	(dBuV/m)	(dBuV/m)	(dB)	(dB)	(m)		(°)	(m)		(dBuV)	(dB)	(dB)	(dB)
AV	2.39G	53.05	54.00	-0.95	32.09	3	Horizontal	344	1.36	-	20.96	27.37	4.72	-
AV	2.4158G	100.03	Inf	-Inf	32.20	3	Horizontal	344	1.36	-	67.83	27.45	4.75	-
AV	2.4884G	45.11	54.00	-8.89	32.50	3	Horizontal	344	1.36	-	12.61	27.67	4.83	-
PK	2.39G	69.32	74.00	-4.68	32.09	3	Horizontal	344	1.36	-	37.23	27.37	4.72	-
PK	2.4176G	105.88	Inf	-Inf	32.20	3	Horizontal	344	1.36	-	73.68	27.45	4.75	-
PK	2.498G	57.18	74.00	-16.82	32.53	3	Horizontal	344	1.36	-	24.65	27.69	4.84	-

802.11ax HEW20-BF_Nss1,(MCS0)_2TX

2437MHz_TX

02/10/2019

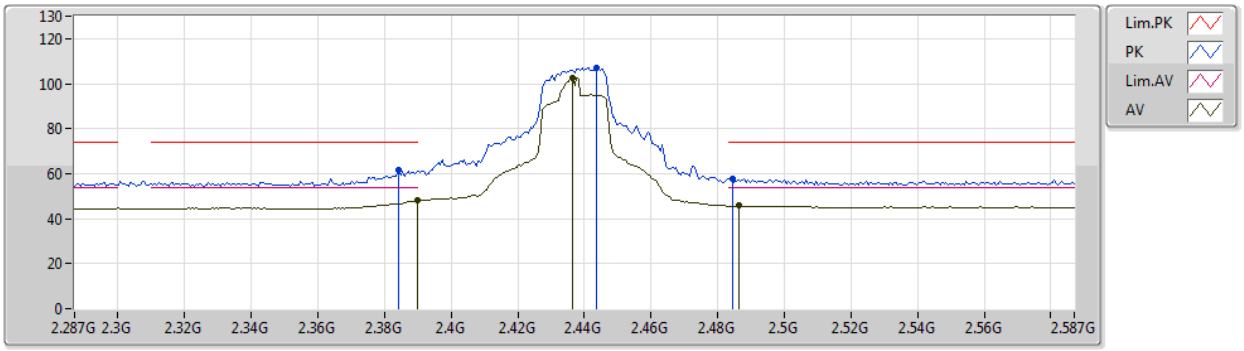

Type	Freq	Level	Limit	Margin	Factor	Dist	Condition	Azimuth	Height	Comment	Raw	AF	CL	PA
	(Hz)	(dBuV/m)	(dBuV/m)	(dB)	(dB)	(m)		(°)	(m)		(dBuV)	(dB)	(dB)	(dB)
AV	2.39G	48.20	54.00	-5.80	32.09	3	Vertical	344	2.29	-	16.11	27.37	4.72	-
AV	2.4364G	102.57	Inf	-Inf	32.28	3	Vertical	344	2.29	-	70.29	27.51	4.77	-
AV	2.4862G	45.69	54.00	-8.31	32.49	3	Vertical	344	2.29	-	13.20	27.66	4.83	-
PK	2.3842G	61.46	74.00	-12.54	32.06	3	Vertical	344	2.29	-	29.40	27.35	4.71	-
PK	2.4436G	107.24	Inf	-Inf	32.31	3	Vertical	344	2.29	-	74.93	27.53	4.78	-
PK	2.4844G	57.73	74.00	-16.27	32.48	3	Vertical	344	2.29	-	25.25	27.65	4.83	-

802.11ax HEW20-BF_Nss1,(MCS0)_2TX

2437MHz_TX

02/10/2019

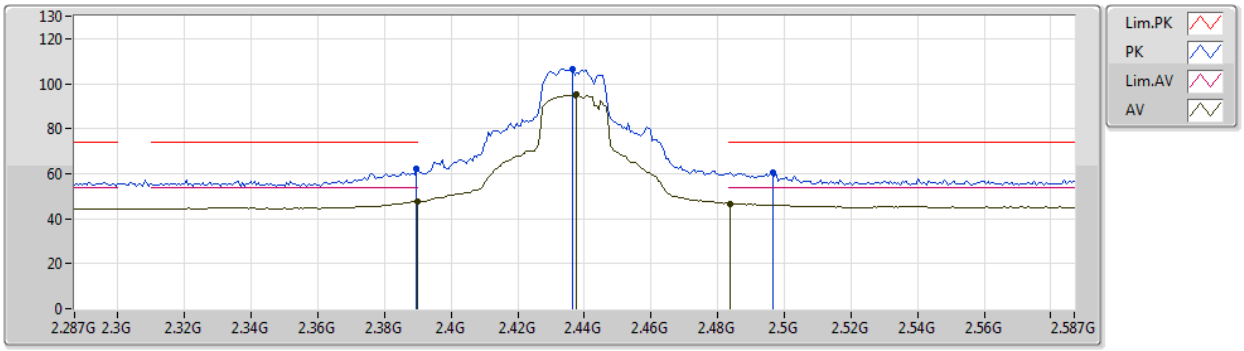

Type	Freq	Level	Limit	Margin	Factor	Dist	Condition	Azimuth	Height	Comment	Raw	AF	CL	PA
	(Hz)	(dBuV/m)	(dBuV/m)	(dB)	(dB)	(m)		(°)	(m)		(dBuV)	(dB)	(dB)	(dB)
AV	2.39G	47.75	54.00	-6.25	32.09	3	Horizontal	5	1.53	-	15.66	27.37	4.72	-
AV	2.4376G	95.00	Inf	-Inf	32.28	3	Horizontal	5	1.53	-	62.72	27.51	4.77	-
AV	2.4838G	46.72	54.00	-7.28	32.48	3	Horizontal	5	1.53	-	14.24	27.65	4.83	-
PK	2.3896G	62.39	74.00	-11.61	32.09	3	Horizontal	5	1.53	-	30.30	27.37	4.72	-
PK	2.4364G	106.63	Inf	-Inf	32.28	3	Horizontal	5	1.53	-	74.35	27.51	4.77	-
PK	2.4964G	60.34	74.00	-13.66	32.53	3	Horizontal	5	1.53	-	27.81	27.69	4.84	-

802.11ax HEW20-BF_Nss1,(MCS0)_2TX

2437MHz_TX

02/10/2019

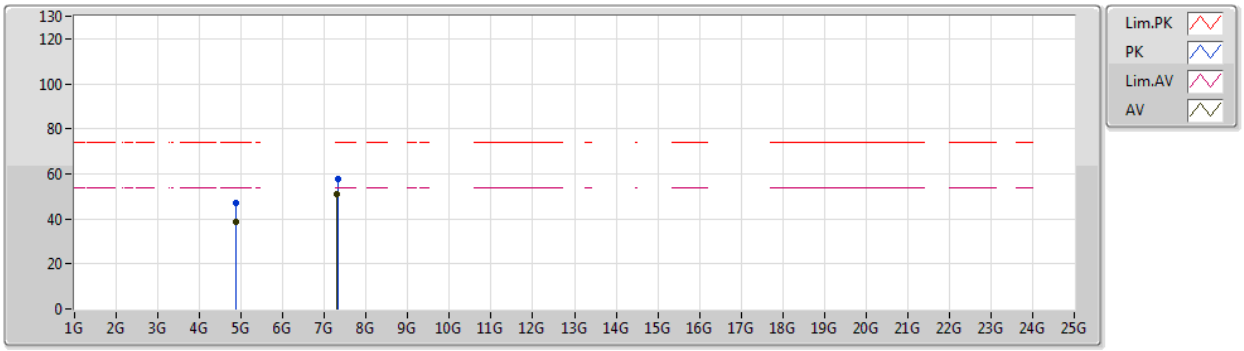

Type	Freq	Level	Limit	Margin	Factor	Dist	Condition	Azimuth	Height	Comment	Raw	AF	CL	PA
	(Hz)	(dBuV/m)	(dBuV/m)	(dB)	(dB)	(m)		(°)	(m)		(dBuV)	(dB)	(dB)	(dB)
AV	4.87388G	38.92	54.00	-15.08	3.81	3	Vertical	253	2.22	-	35.11	31.47	6.81	34.47
AV	7.3098G	50.90	54.00	-3.10	9.88	3	Vertical	0	1.19	-	41.02	36.01	8.61	34.74
PK	4.8743G	47.32	74.00	-26.68	3.81	3	Vertical	253	2.22	-	43.51	31.47	6.81	34.47
PK	7.31442G	57.63	74.00	-16.37	9.89	3	Vertical	0	1.19	-	47.74	36.02	8.61	34.74

802.11ax HEW20-BF_Nss1,(MCS0)_2TX

2437MHz_TX

02/10/2019

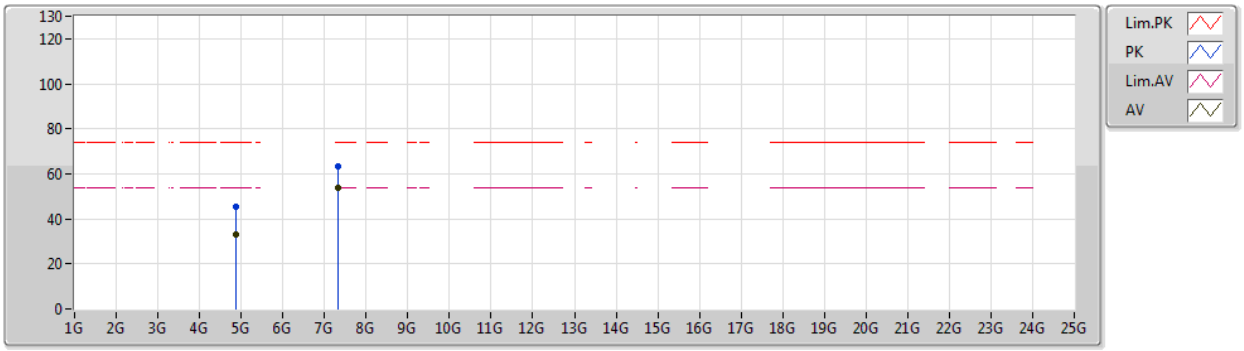

Type	Freq	Level	Limit	Margin	Factor	Dist	Condition	Azimuth	Height	Comment	Raw	AF	CL	PA
	(Hz)	(dBuV/m)	(dBuV/m)	(dB)	(dB)	(m)		(°)	(m)		(dBuV)	(dB)	(dB)	(dB)
AV	4.874G	33.20	54.00	-20.80	3.81	3	Horizontal	195	1.72	-	29.39	31.47	6.81	34.47
AV	7.31166G	53.63	54.00	-0.37	9.88	3	Horizontal	0	2.20	-	43.75	36.01	8.61	34.74
PK	4.88624G	45.24	74.00	-28.76	3.85	3	Horizontal	195	1.72	-	41.39	31.50	6.81	34.46
PK	7.31568G	63.39	74.00	-10.61	9.89	3	Horizontal	0	2.20	-	53.50	36.02	8.61	34.74

802.11ax HEW20-BF_Nss1,(MCS0)_2TX

2457MHz_TX

02/10/2019

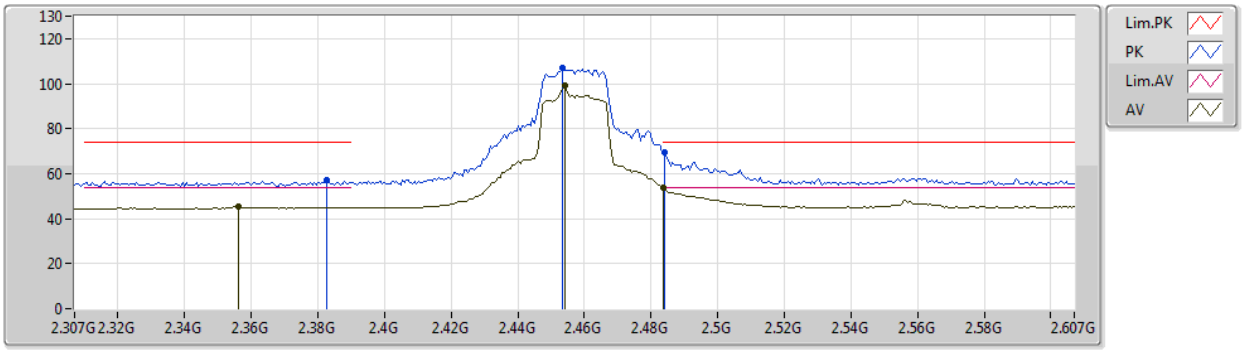

Type	Freq	Level	Limit	Margin	Factor	Dist	Condition	Azimuth	Height	Comment	Raw	AF	CL	PA
	(Hz)	(dBuV/m)	(dBuV/m)	(dB)	(dB)	(m)		(°)	(m)		(dBuV)	(dB)	(dB)	(dB)
AV	2.3562G	45.55	54.00	-8.45	31.95	3	Vertical	360	1.48	-	13.60	27.27	4.68	-
AV	2.454G	99.11	Inf	-Inf	32.35	3	Vertical	360	1.48	-	66.76	27.56	4.79	-
AV	2.4835G	53.86	54.00	-0.14	32.48	3	Vertical	360	1.48	-	21.38	27.65	4.83	-
PK	2.3826G	56.98	74.00	-17.02	32.06	3	Vertical	360	1.48	-	24.92	27.35	4.71	-
PK	2.4534G	107.29	Inf	-Inf	32.35	3	Vertical	360	1.48	-	74.94	27.56	4.79	-
PK	2.484G	69.52	74.00	-4.48	32.48	3	Vertical	360	1.48	-	37.04	27.65	4.83	-

802.11ax HEW20-BF_Nss1,(MCS0)_2TX

2457MHz_TX

02/10/2019

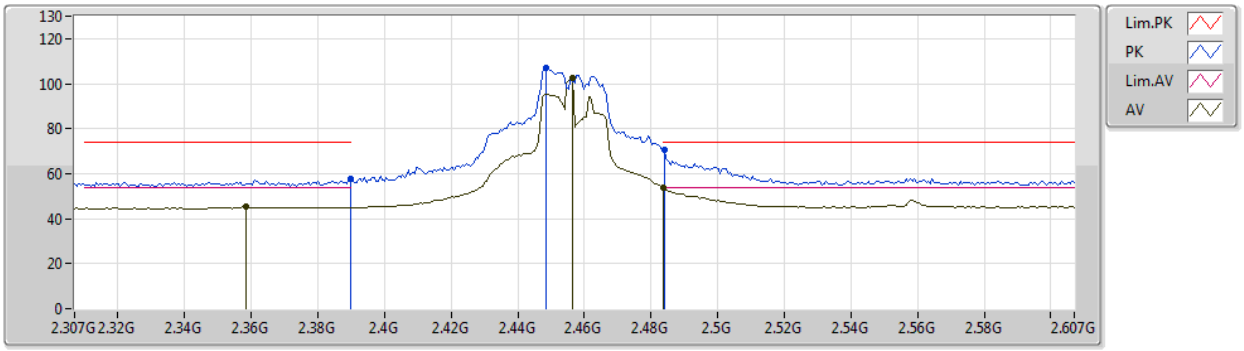

Type	Freq	Level	Limit	Margin	Factor	Dist	Condition	Azimuth	Height	Comment	Raw	AF	CL	PA
	(Hz)	(dBuV/m)	(dBuV/m)	(dB)	(dB)	(m)		(°)	(m)		(dBuV)	(dB)	(dB)	(dB)
AV	2.3586G	45.54	54.00	-8.46	31.96	3	Horizontal	349	1.46	-	13.58	27.28	4.68	-
AV	2.4564G	102.54	Inf	-Inf	32.37	3	Horizontal	349	1.46	-	70.17	27.57	4.80	-
AV	2.4835G	53.72	54.00	-0.28	32.48	3	Horizontal	349	1.46	-	21.24	27.65	4.83	-
PK	2.3898G	57.92	74.00	-16.08	32.09	3	Horizontal	349	1.46	-	25.83	27.37	4.72	-
PK	2.4486G	107.06	Inf	-Inf	32.34	3	Horizontal	349	1.46	-	74.72	27.55	4.79	-
PK	2.484G	70.54	74.00	-3.46	32.48	3	Horizontal	349	1.46	-	38.06	27.65	4.83	-

802.11ax HEW20-BF_Nss1,(MCS0)_2TX

2462MHz_TX

03/10/2019

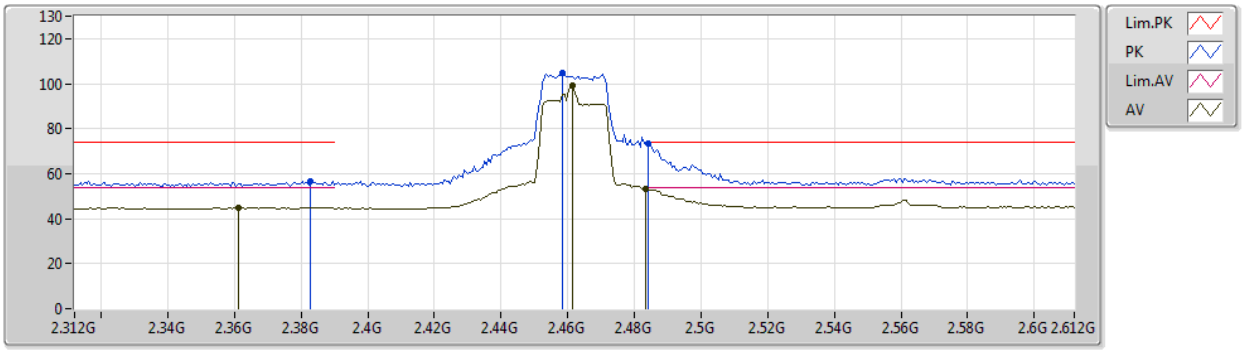

Type	Freq	Level	Limit	Margin	Factor	Dist	Condition	Azimuth	Height	Comment	Raw	AF	CL	PA
	(Hz)	(dBuV/m)	(dBuV/m)	(dB)	(dB)	(m)		(°)	(m)		(dBuV)	(dB)	(dB)	(dB)
AV	2.3612G	44.95	54.00	-9.05	31.96	3	Vertical	360	1.48	-	12.99	27.28	4.68	-
AV	2.4614G	99.22	Inf	-Inf	32.38	3	Vertical	360	1.48	-	66.84	27.58	4.80	-
AV	2.4835G	53.01	54.00	-0.99	32.48	3	Vertical	360	1.48	-	20.53	27.65	4.83	-
PK	2.3828G	56.72	74.00	-17.28	32.06	3	Vertical	360	1.48	-	24.66	27.35	4.71	-
PK	2.4584G	104.66	Inf	-Inf	32.38	3	Vertical	360	1.48	-	72.28	27.58	4.80	-
PK	2.4842G	73.48	74.00	-0.52	32.48	3	Vertical	360	1.48	-	41.00	27.65	4.83	-

802.11ax HEW20-BF_Nss1,(MCS0)_2TX

2462MHz_TX

03/10/2019

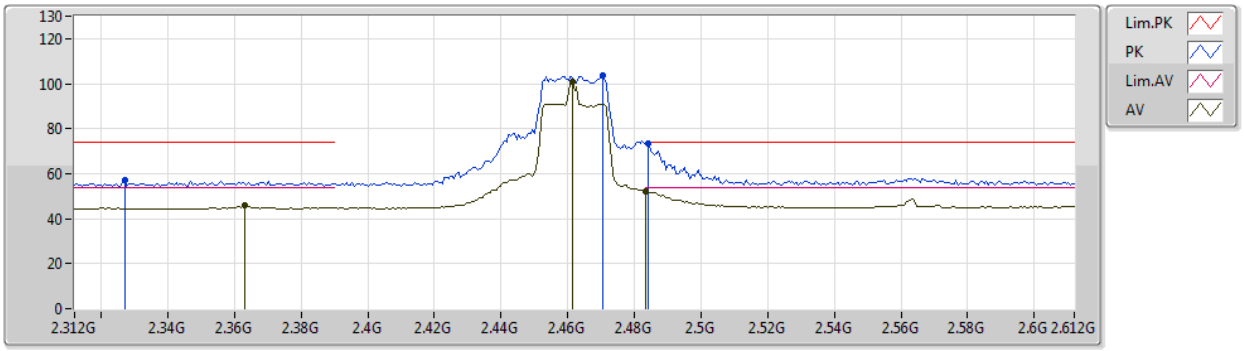

Type	Freq	Level	Limit	Margin	Factor	Dist	Condition	Azimuth	Height	Comment	Raw	AF	CL	PA
	(Hz)	(dBuV/m)	(dBuV/m)	(dB)	(dB)	(m)		(°)	(m)		(dBuV)	(dB)	(dB)	(dB)
AV	2.363G	45.69	54.00	-8.31	31.98	3	Horizontal	5	1.77	-	13.71	27.29	4.69	-
AV	2.4614G	100.69	Inf	-Inf	32.38	3	Horizontal	5	1.77	-	68.31	27.58	4.80	-
AV	2.4835G	51.86	54.00	-2.14	32.48	3	Horizontal	5	1.77	-	19.38	27.65	4.83	-
PK	2.327G	56.98	74.00	-17.02	31.82	3	Horizontal	5	1.77	-	25.16	27.18	4.64	-
PK	2.4704G	103.66	Inf	-Inf	32.42	3	Horizontal	5	1.77	-	71.24	27.61	4.81	-
PK	2.4842G	73.48	74.00	-0.52	32.48	3	Horizontal	5	1.77	-	41.00	27.65	4.83	-

802.11ax HEW20-BF_Nss1,(MCS0)_2TX

2462MHz_TX

03/10/2019

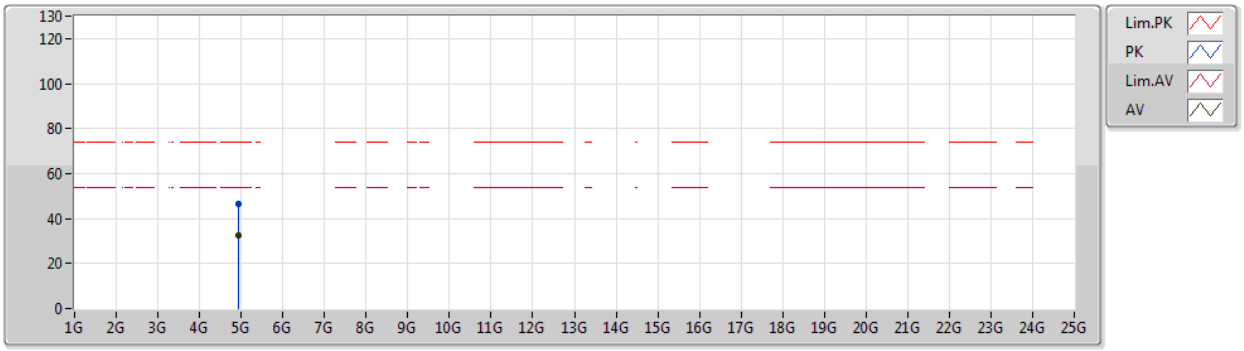

Type	Freq	Level	Limit	Margin	Factor	Dist	Condition	Azimuth	Height	Comment	Raw	AF	CL	PA
	(Hz)	(dBuV/m)	(dBuV/m)	(dB)	(dB)	(m)		(°)	(m)		(dBuV)	(dB)	(dB)	(dB)
AV	4.924G	32.29	54.00	-21.71	3.93	3	Vertical	311	1.49	-	28.36	31.56	6.82	34.45
PK	4.92292G	46.56	74.00	-27.44	3.93	3	Vertical	311	1.49	-	42.63	31.56	6.82	34.45

802.11ax HEW20-BF_Nss1,(MCS0)_2TX

2462MHz_TX

03/10/2019

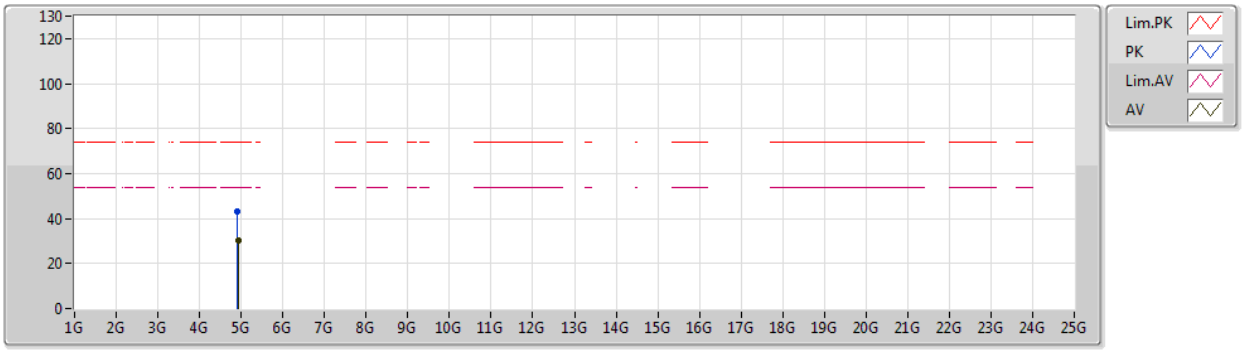

Type	Freq	Level	Limit	Margin	Factor	Dist	Condition	Azimuth	Height	Comment	Raw	AF	CL	PA
	(Hz)	(dBuV/m)	(dBuV/m)	(dB)	(dB)	(m)		(°)	(m)		(dBuV)	(dB)	(dB)	(dB)
AV	4.924G	30.11	54.00	-23.89	3.93	3	Horizontal	175	1.48	-	26.18	31.56	6.82	34.45
PK	4.91902G	43.40	74.00	-30.60	3.92	3	Horizontal	175	1.48	-	39.48	31.55	6.82	34.45

802.11ax HEW40-BF_Nss1,(MCS0)_2TX

2422MHz_TX

03/10/2019

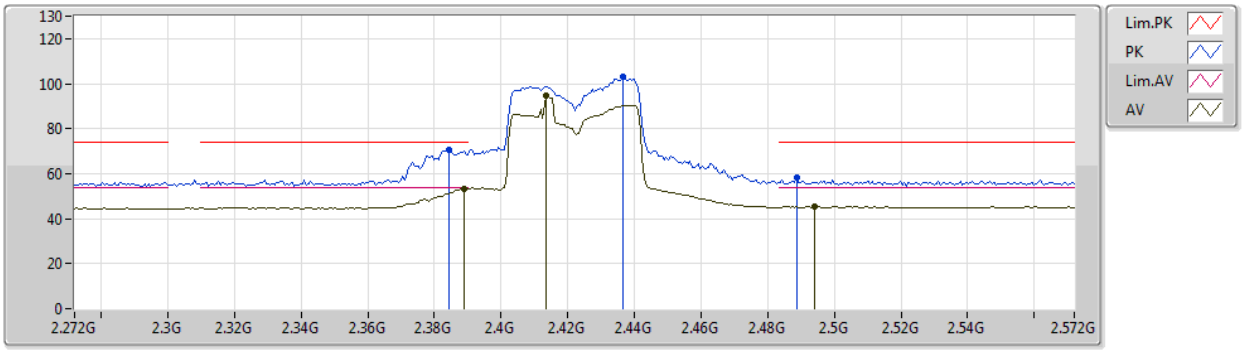

Type	Freq	Level	Limit	Margin	Factor	Dist	Condition	Azimuth	Height	Comment	Raw	AF	CL	PA
	(Hz)	(dBuV/m)	(dBuV/m)	(dB)	(dB)	(m)		(°)	(m)		(dBuV)	(dB)	(dB)	(dB)
AV	2.389G	53.47	54.00	-0.53	32.09	3	Vertical	347	2.02	-	21.38	27.37	4.72	-
AV	2.4136G	94.43	Inf	-Inf	32.19	3	Vertical	347	2.02	-	62.24	27.44	4.75	-
AV	2.494G	45.35	54.00	-8.65	32.52	3	Vertical	347	2.02	-	12.83	27.68	4.84	-
PK	2.3842G	70.86	74.00	-3.14	32.06	3	Vertical	347	2.02	-	38.80	27.35	4.71	-
PK	2.4364G	102.83	Inf	-Inf	32.28	3	Vertical	347	2.02	-	70.55	27.51	4.77	-
PK	2.4886G	58.45	74.00	-15.55	32.50	3	Vertical	347	2.02	-	25.95	27.67	4.83	-

802.11ax HEW40-BF_Nss1,(MCS0)_2TX

2422MHz_TX

03/10/2019

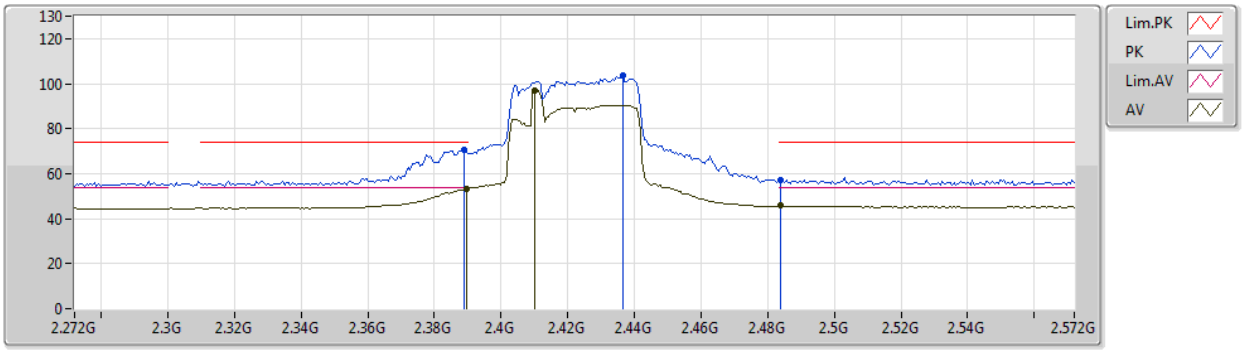

Type	Freq	Level	Limit	Margin	Factor	Dist	Condition	Azimuth	Height	Comment	Raw	AF	CL	PA
	(Hz)	(dBuV/m)	(dBuV/m)	(dB)	(dB)	(m)		(°)	(m)		(dBuV)	(dB)	(dB)	(dB)
AV	2.3896G	53.32	54.00	-0.68	32.09	3	Horizontal	360	1.48	-	21.23	27.37	4.72	-
AV	2.41G	96.84	Inf	-Inf	32.17	3	Horizontal	360	1.48	-	64.67	27.43	4.74	-
AV	2.4838G	45.72	54.00	-8.28	32.48	3	Horizontal	360	1.48	-	13.24	27.65	4.83	-
PK	2.389G	70.65	74.00	-3.35	32.09	3	Horizontal	360	1.48	-	38.56	27.37	4.72	-
PK	2.4364G	103.39	Inf	-Inf	32.28	3	Horizontal	360	1.48	-	71.11	27.51	4.77	-
PK	2.4838G	57.32	74.00	-16.68	32.48	3	Horizontal	360	1.48	-	24.84	27.65	4.83	-

802.11ax HEW40-BF_Nss1,(MCS0)_2TX

2422MHz_TX

03/10/2019

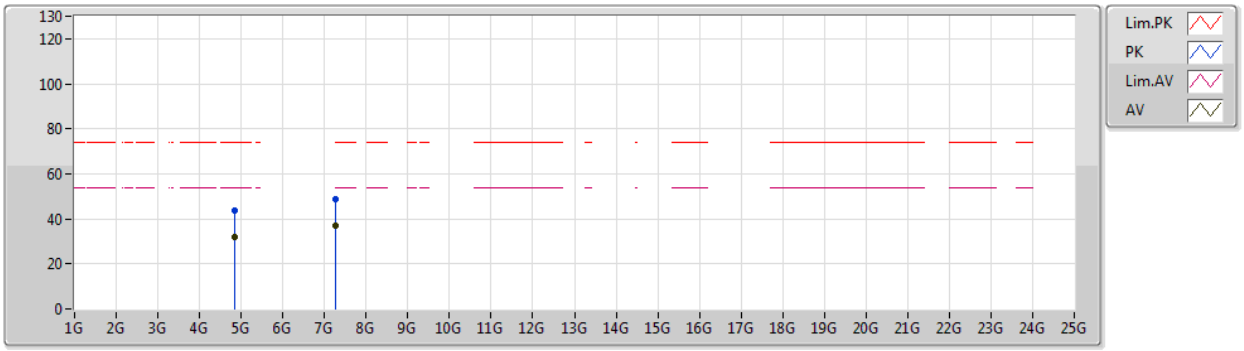

Type	Freq	Level	Limit	Margin	Factor	Dist	Condition	Azimuth	Height	Comment	Raw	AF	CL	PA
	(Hz)	(dBuV/m)	(dBuV/m)	(dB)	(dB)	(m)		(°)	(m)		(dBuV)	(dB)	(dB)	(dB)
AV	4.844G	32.10	54.00	-21.90	3.74	3	Vertical	189	2.61	-	28.36	31.42	6.80	34.48
AV	7.266G	36.96	54.00	-17.04	9.75	3	Vertical	131	1.49	-	27.21	35.89	8.59	34.73
PK	4.84382G	43.66	74.00	-30.34	3.74	3	Vertical	189	2.61	-	39.92	31.42	6.80	34.48
PK	7.26624G	48.83	74.00	-25.17	9.75	3	Vertical	131	1.49	-	39.08	35.89	8.59	34.73

802.11ax HEW40-BF_Nss1,(MCS0)_2TX

2422MHz_TX

03/10/2019

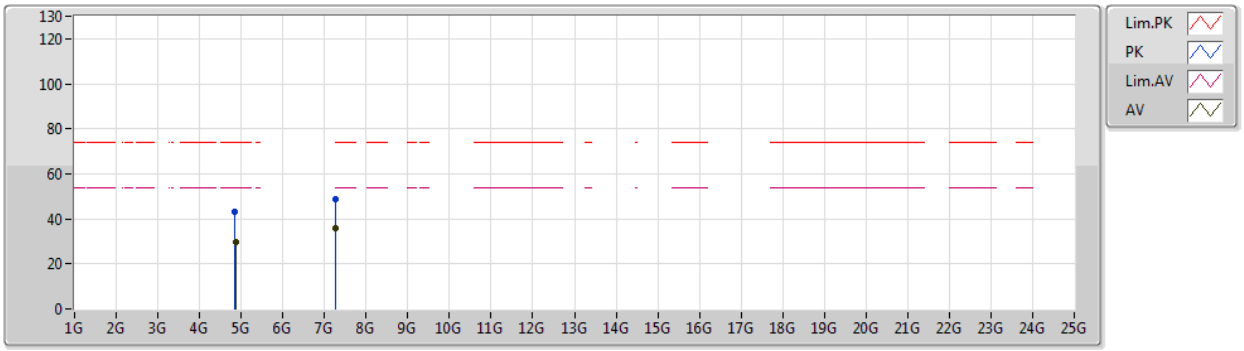

Type	Freq	Level	Limit	Margin	Factor	Dist	Condition	Azimuth	Height	Comment	Raw	AF	CL	PA
	(Hz)	(dBuV/m)	(dBuV/m)	(dB)	(dB)	(m)		(°)	(m)		(dBuV)	(dB)	(dB)	(dB)
AV	4.85894G	29.74	54.00	-24.26	3.78	3	Horizontal	132	1.99	-	25.96	31.45	6.80	34.47
AV	7.266G	35.78	54.00	-18.22	9.75	3	Horizontal	132	2.06	-	26.03	35.89	8.59	34.73
PK	4.85762G	43.00	74.00	-31.00	3.77	3	Horizontal	132	1.99	-	39.23	31.44	6.80	34.47
PK	7.27044G	48.92	74.00	-25.08	9.76	3	Horizontal	132	2.06	-	39.16	35.90	8.59	34.73

802.11ax HEW40-BF_Nss1,(MCS0)_2TX

2427MHz_TX

03/10/2019

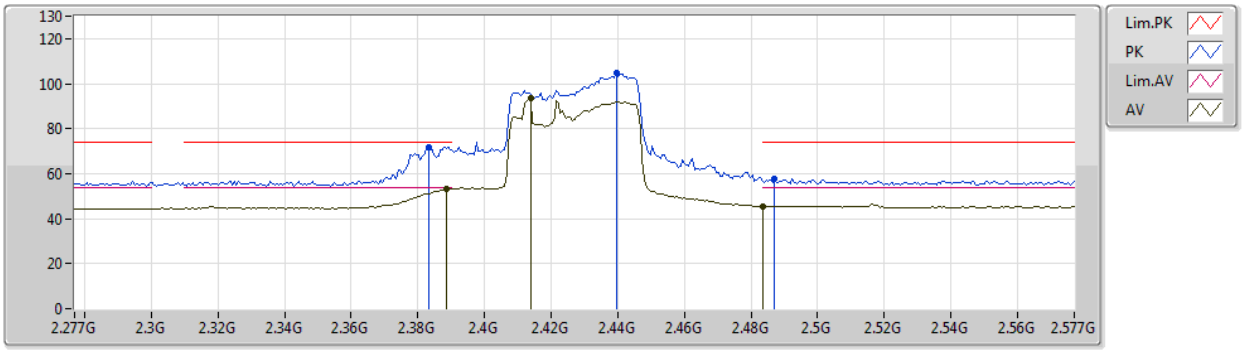

Type	Freq	Level	Limit	Margin	Factor	Dist	Condition	Azimuth	Height	Comment	Raw	AF	CL	PA
	(Hz)	(dBuV/m)	(dBuV/m)	(dB)	(dB)	(m)		(°)	(m)		(dBuV)	(dB)	(dB)	(dB)
AV	2.3886G	53.35	54.00	-0.65	32.09	3	Vertical	0	2.11	-	21.26	27.37	4.72	-
AV	2.4138G	93.63	Inf	-Inf	32.19	3	Vertical	0	2.11	-	61.44	27.44	4.75	-
AV	2.4835G	45.63	54.00	-8.37	32.48	3	Vertical	0	2.11	-	13.15	27.65	4.83	-
PK	2.3832G	71.75	74.00	-2.25	32.06	3	Vertical	0	2.11	-	39.69	27.35	4.71	-
PK	2.4396G	104.58	Inf	-Inf	32.30	3	Vertical	0	2.11	-	72.28	27.52	4.78	-
PK	2.487G	57.73	74.00	-16.27	32.49	3	Vertical	0	2.11	-	25.24	27.66	4.83	-

802.11ax HEW40-BF_Nss1,(MCS0)_2TX

2427MHz_TX

03/10/2019

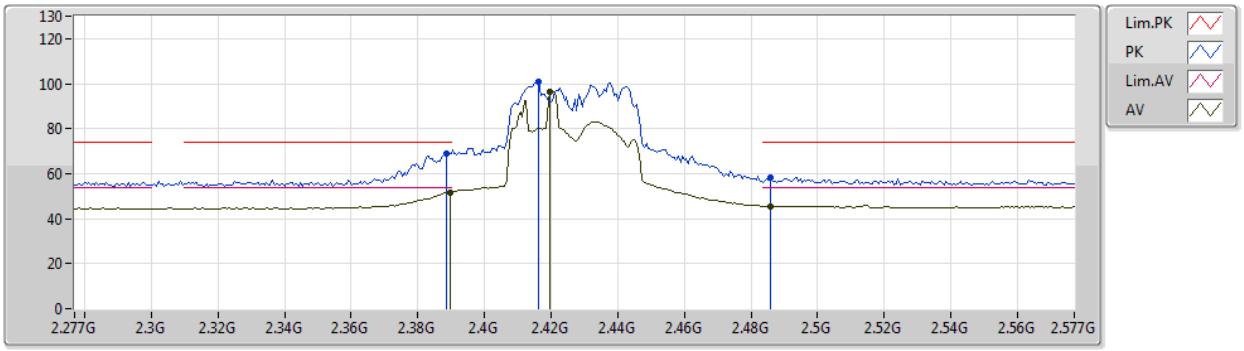

Type	Freq	Level	Limit	Margin	Factor	Dist	Condition	Azimuth	Height	Comment	Raw	AF	CL	PA
	(Hz)	(dBuV/m)	(dBuV/m)	(dB)	(dB)	(m)		(°)	(m)		(dBuV)	(dB)	(dB)	(dB)
AV	2.3898G	51.75	54.00	-2.25	32.09	3	Horizontal	345	1.65	-	19.66	27.37	4.72	-
AV	2.4198G	96.40	Inf	-Inf	32.21	3	Horizontal	345	1.65	-	64.19	27.46	4.75	-
AV	2.4858G	45.66	54.00	-8.34	32.49	3	Horizontal	345	1.65	-	13.17	27.66	4.83	-
PK	2.3886G	69.19	74.00	-4.81	32.09	3	Horizontal	345	1.65	-	37.10	27.37	4.72	-
PK	2.4162G	100.93	Inf	-Inf	32.20	3	Horizontal	345	1.65	-	68.73	27.45	4.75	-
PK	2.4858G	58.35	74.00	-15.65	32.49	3	Horizontal	345	1.65	-	25.86	27.66	4.83	-

802.11ax HEW40-BF_Nss1,(MCS0)_2TX

2437MHz_TX

03/10/2019

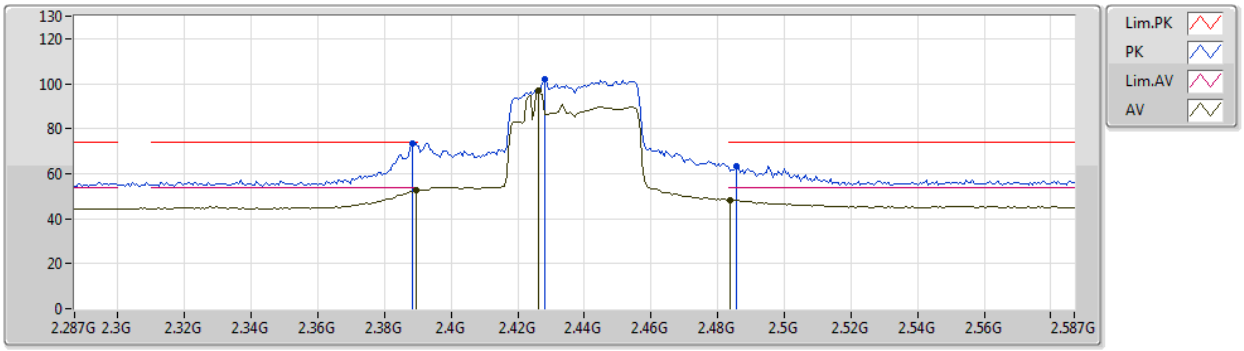

Type	Freq	Level	Limit	Margin	Factor	Dist	Condition	Azimuth	Height	Comment	Raw	AF	CL	PA
	(Hz)	(dBuV/m)	(dBuV/m)	(dB)	(dB)	(m)		(°)	(m)		(dBuV)	(dB)	(dB)	(dB)
AV	2.3896G	52.72	54.00	-1.28	32.09	3	Vertical	359	1.49	-	20.63	27.37	4.72	-
AV	2.4262G	97.00	Inf	-Inf	32.24	3	Vertical	359	1.49	-	64.76	27.48	4.76	-
AV	2.4838G	48.40	54.00	-5.60	32.48	3	Vertical	359	1.49	-	15.92	27.65	4.83	-
PK	2.3884G	73.60	74.00	-0.40	32.09	3	Vertical	359	1.49	-	41.51	27.37	4.72	-
PK	2.428G	101.83	Inf	-Inf	32.24	3	Vertical	359	1.49	-	69.59	27.48	4.76	-
PK	2.4856G	63.26	74.00	-10.74	32.49	3	Vertical	359	1.49	-	30.77	27.66	4.83	-

802.11ax HEW40-BF_Nss1,(MCS0)_2TX

2437MHz_TX

03/10/2019

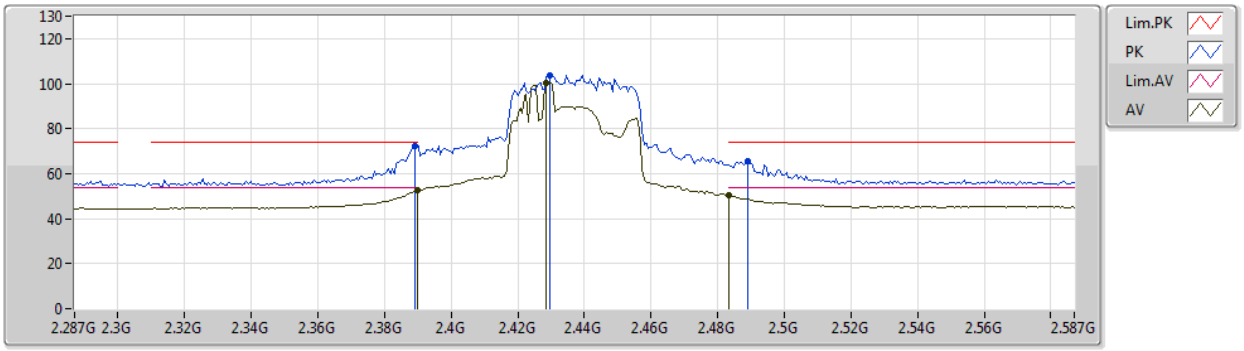

Type	Freq	Level	Limit	Margin	Factor	Dist	Condition	Azimuth	Height	Comment	Raw	AF	CL	PA
	(Hz)	(dBuV/m)	(dBuV/m)	(dB)	(dB)	(m)		(°)	(m)		(dBuV)	(dB)	(dB)	(dB)
AV	2.39G	52.60	54.00	-1.40	32.09	3	Horizontal	0	1.66	-	20.51	27.37	4.72	-
AV	2.4286G	100.28	Inf	-Inf	32.25	3	Horizontal	0	1.66	-	68.03	27.49	4.76	-
AV	2.4835G	50.16	54.00	-3.84	32.48	3	Horizontal	0	1.66	-	17.68	27.65	4.83	-
PK	2.389G	72.18	74.00	-1.82	32.09	3	Horizontal	0	1.66	-	40.09	27.37	4.72	-
PK	2.4298G	103.93	Inf	-Inf	32.25	3	Horizontal	0	1.66	-	71.68	27.49	4.76	-
PK	2.4892G	65.31	74.00	-8.69	32.50	3	Horizontal	0	1.66	-	32.81	27.67	4.83	-

802.11ax HEW40-BF_Nss1,(MCS0)_2TX

2437MHz_TX

03/10/2019

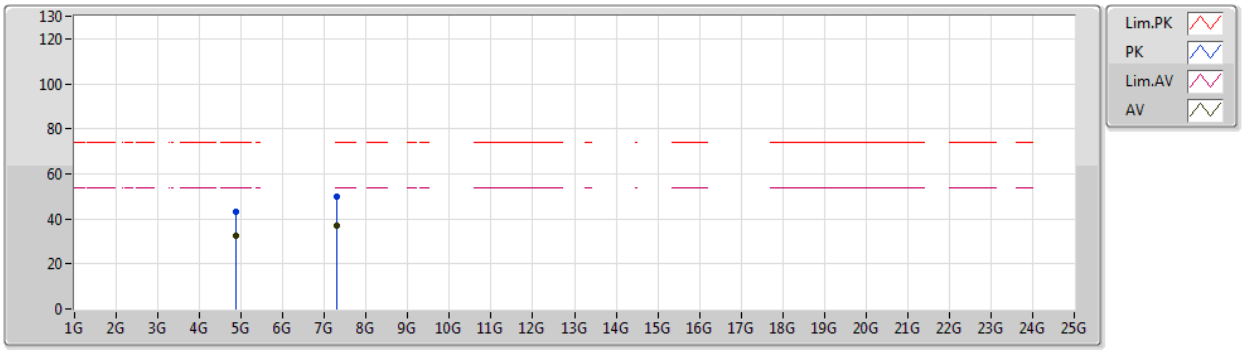

Type	Freq	Level	Limit	Margin	Factor	Dist	Condition	Azimuth	Height	Comment	Raw	AF	CL	PA
	(Hz)	(dBuV/m)	(dBuV/m)	(dB)	(dB)	(m)		(°)	(m)		(dBuV)	(dB)	(dB)	(dB)
AV	4.87406G	32.51	54.00	-21.49	3.81	3	Vertical	193	2.62	-	28.70	31.47	6.81	34.47
AV	7.30194G	36.98	54.00	-17.02	9.86	3	Vertical	138	1.22	-	27.12	35.99	8.61	34.74
PK	4.87412G	43.39	74.00	-30.61	3.81	3	Vertical	193	2.62	-	39.58	31.47	6.81	34.47
PK	7.30434G	49.60	74.00	-24.40	9.86	3	Vertical	138	1.22	-	39.74	35.99	8.61	34.74

802.11ax HEW40-BF_Nss1,(MCS0)_2TX

2437MHz_TX

03/10/2019

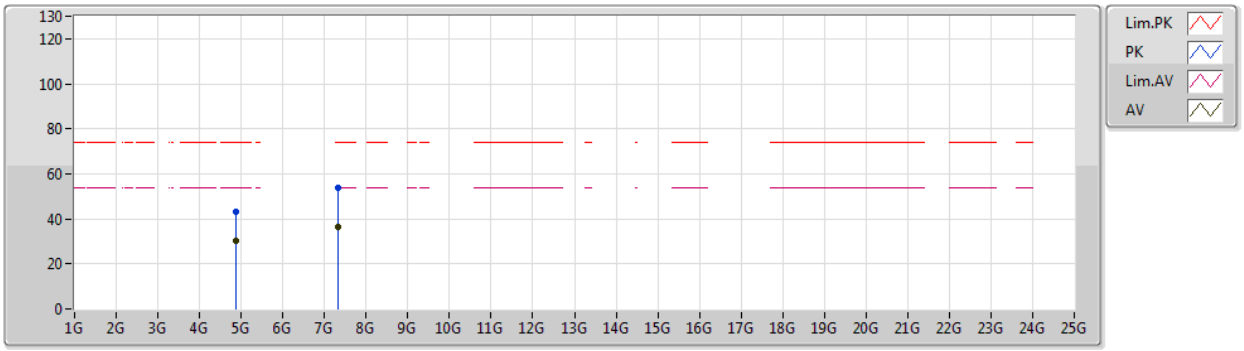

Type	Freq	Level	Limit	Margin	Factor	Dist	Condition	Azimuth	Height	Comment	Raw	AF	CL	PA
	(Hz)	(dBuV/m)	(dBuV/m)	(dB)	(dB)	(m)		(°)	(m)		(dBuV)	(dB)	(dB)	(dB)
AV	4.87478G	30.27	54.00	-23.73	3.81	3	Horizontal	175	1.40	-	26.46	31.47	6.81	34.47
AV	7.3215G	36.55	54.00	-17.45	9.91	3	Horizontal	0	2.46	-	26.64	36.04	8.62	34.75
PK	4.87094G	43.05	74.00	-30.95	3.81	3	Horizontal	175	1.40	-	39.24	31.47	6.81	34.47
PK	7.3224G	53.68	74.00	-20.32	9.91	3	Horizontal	0	2.46	-	43.77	36.04	8.62	34.75

802.11ax HEW40-BF_Nss1,(MCS0)_2TX

2447MHz_TX

03/10/2019

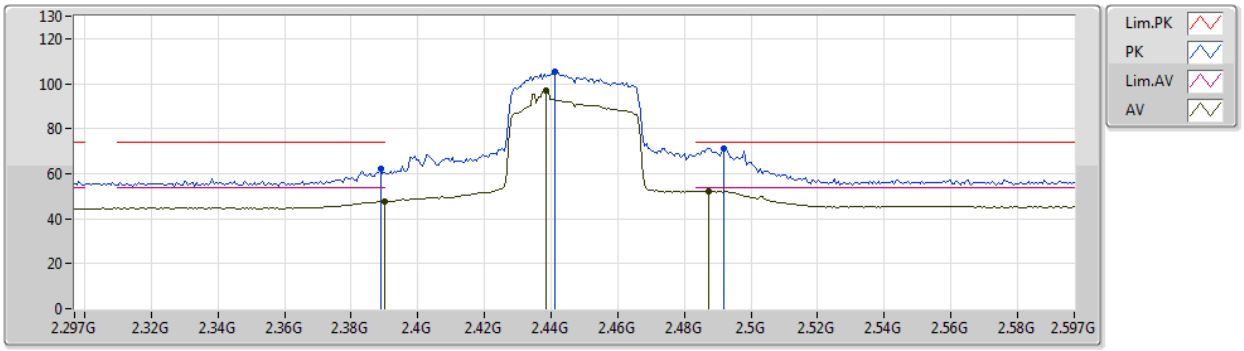

Type	Freq	Level	Limit	Margin	Factor	Dist	Condition	Azimuth	Height	Comment	Raw	AF	CL	PA
	(Hz)	(dBuV/m)	(dBuV/m)	(dB)	(dB)	(m)		(°)	(m)		(dBuV)	(dB)	(dB)	(dB)
AV	2.39G	47.77	54.00	-6.23	32.09	3	Vertical	354	1.94	-	15.68	27.37	4.72	-
AV	2.4386G	97.16	Inf	-Inf	32.30	3	Vertical	354	1.94	-	64.86	27.52	4.78	-
AV	2.4872G	52.35	54.00	-1.65	32.49	3	Vertical	354	1.94	-	19.86	27.66	4.83	-
PK	2.3888G	62.39	74.00	-11.61	32.09	3	Vertical	354	1.94	-	30.30	27.37	4.72	-
PK	2.441G	105.45	Inf	-Inf	32.30	3	Vertical	354	1.94	-	73.15	27.52	4.78	-
PK	2.492G	71.25	74.00	-2.75	32.52	3	Vertical	354	1.94	-	38.73	27.68	4.84	-

802.11ax HEW40-BF_Nss1,(MCS0)_2TX

2447MHz_TX

03/10/2019

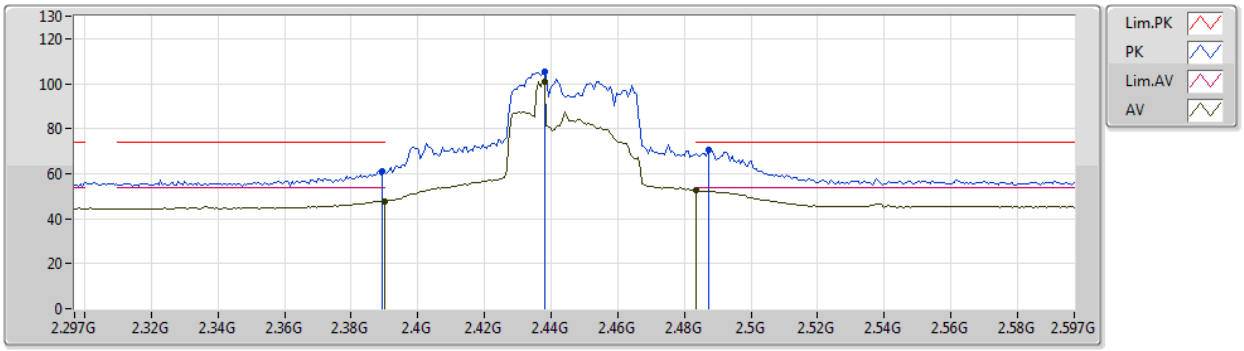

Type	Freq	Level	Limit	Margin	Factor	Dist	Condition	Azimuth	Height	Comment	Raw	AF	CL	PA
	(Hz)	(dBuV/m)	(dBuV/m)	(dB)	(dB)	(m)		(°)	(m)		(dBuV)	(dB)	(dB)	(dB)
AV	2.39G	47.79	54.00	-6.21	32.09	3	Horizontal	360	1.05	-	15.70	27.37	4.72	-
AV	2.438G	100.98	Inf	-Inf	32.28	3	Horizontal	360	1.05	-	68.70	27.51	4.77	-
AV	2.4835G	52.49	54.00	-1.51	32.48	3	Horizontal	360	1.05	-	20.01	27.65	4.83	-
PK	2.3894G	61.16	74.00	-12.84	32.09	3	Horizontal	360	1.05	-	29.07	27.37	4.72	-
PK	2.438G	105.19	Inf	-Inf	32.28	3	Horizontal	360	1.05	-	72.91	27.51	4.77	-
PK	2.4872G	70.81	74.00	-3.19	32.49	3	Horizontal	360	1.05	-	38.32	27.66	4.83	-

802.11ax HEW40-BF_Nss1,(MCS0)_2TX

2452MHz_TX

03/10/2019

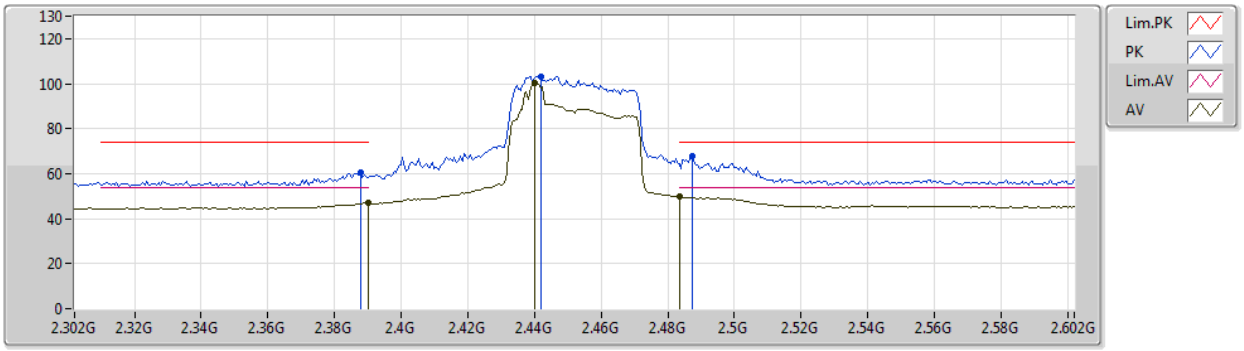

Type	Freq	Level	Limit	Margin	Factor	Dist	Condition	Azimuth	Height	Comment	Raw	AF	CL	PA
	(Hz)	(dBuV/m)	(dBuV/m)	(dB)	(dB)	(m)		(°)	(m)		(dBuV)	(dB)	(dB)	(dB)
AV	2.39G	46.96	54.00	-7.04	32.09	3	Vertical	345	1.79	-	14.87	27.37	4.72	-
AV	2.44G	100.03	Inf	-Inf	32.30	3	Vertical	345	1.79	-	67.73	27.52	4.78	-
AV	2.4835G	49.70	54.00	-4.30	32.48	3	Vertical	345	1.79	-	17.22	27.65	4.83	-
PK	2.3878G	60.28	74.00	-13.72	32.08	3	Vertical	345	1.79	-	28.20	27.36	4.72	-
PK	2.4418G	103.22	Inf	-Inf	32.31	3	Vertical	345	1.79	-	70.91	27.53	4.78	-
PK	2.4874G	67.99	74.00	-6.01	32.49	3	Vertical	345	1.79	-	35.50	27.66	4.83	-

802.11ax HEW40-BF_Nss1,(MCS0)_2TX

03/10/2019

2452MHz_TX

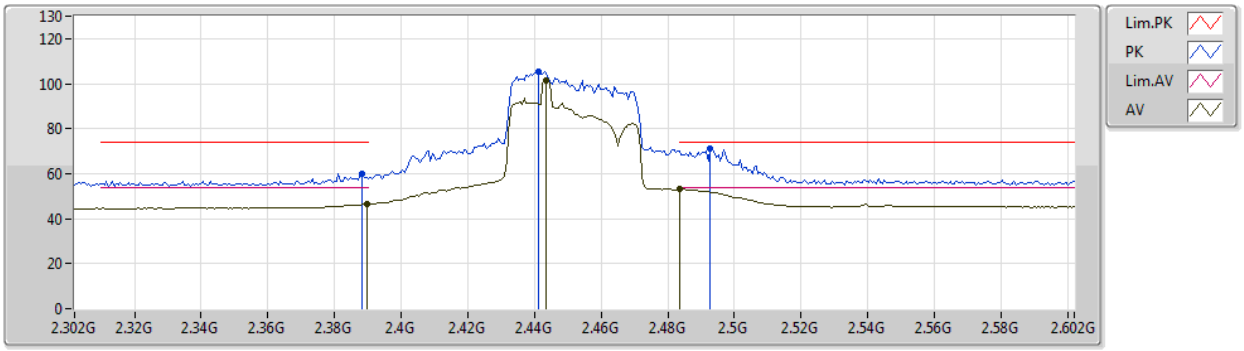

Type	Freq	Level	Limit	Margin	Factor	Dist	Condition	Azimuth	Height	Comment	Raw	AF	CL	PA
	(Hz)	(dBuV/m)	(dBuV/m)	(dB)	(dB)	(m)		(°)	(m)		(dBuV)	(dB)	(dB)	(dB)
AV	2.3896G	46.58	54.00	-7.42	32.09	3	Horizontal	359	1.48	-	14.49	27.37	4.72	-
AV	2.4436G	101.38	Inf	-Inf	32.31	3	Horizontal	359	1.48	-	69.07	27.53	4.78	-
AV	2.4835G	53.11	54.00	-0.89	32.48	3	Horizontal	359	1.48	-	20.63	27.65	4.83	-
PK	2.3884G	59.93	74.00	-14.07	32.09	3	Horizontal	359	1.48	-	27.84	27.37	4.72	-
PK	2.4412G	105.20	Inf	-Inf	32.30	3	Horizontal	359	1.48	-	72.90	27.52	4.78	-
PK	2.4928G	71.04	74.00	-2.96	32.52	3	Horizontal	359	1.48	-	38.52	27.68	4.84	-

802.11ax HEW40-BF_Nss1,(MCS0)_2TX

2452MHz_TX

03/10/2019

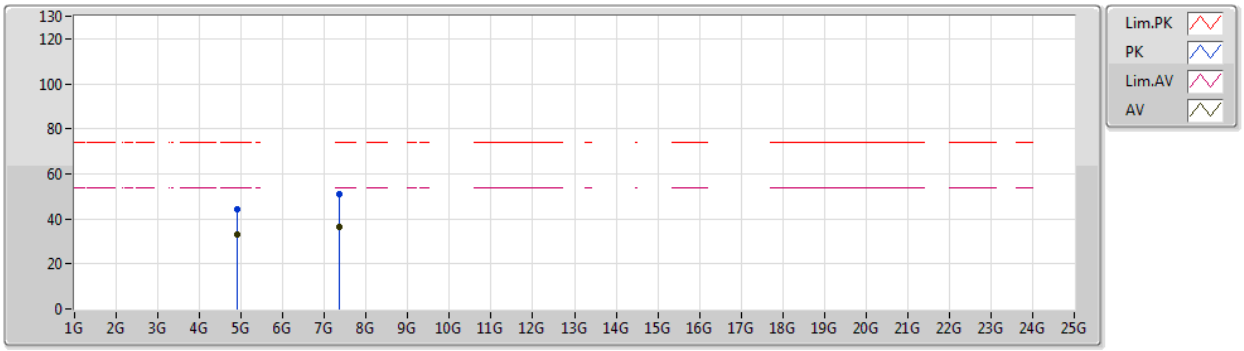

Type	Freq	Level	Limit	Margin	Factor	Dist	Condition	Azimuth	Height	Comment	Raw	AF	CL	PA
	(Hz)	(dBuV/m)	(dBuV/m)	(dB)	(dB)	(m)		(°)	(m)		(dBuV)	(dB)	(dB)	(dB)
AV	4.90394G	32.99	54.00	-21.01	3.89	3	Vertical	191	2.76	-	29.10	31.53	6.82	34.46
AV	7.37004G	36.22	54.00	-17.78	10.04	3	Vertical	360	1.49	-	26.18	36.16	8.64	34.76
PK	4.90412G	44.24	74.00	-29.76	3.89	3	Vertical	191	2.76	-	40.35	31.53	6.82	34.46
PK	7.36878G	50.96	74.00	-23.04	10.04	3	Vertical	360	1.49	-	40.92	36.16	8.64	34.76

802.11ax HEW40-BF_Nss1,(MCS0)_2TX

2452MHz_TX

03/10/2019

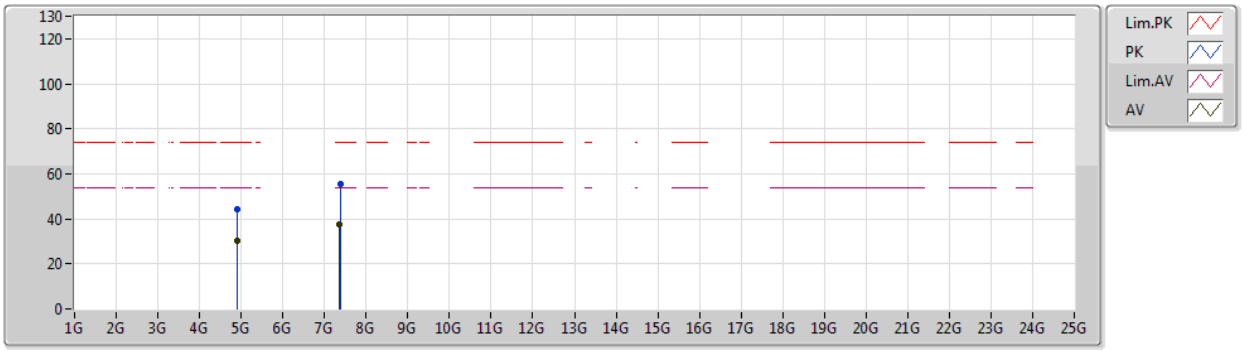

Type	Freq	Level	Limit	Margin	Factor	Dist	Condition	Azimuth	Height	Comment	Raw	AF	CL	PA
	(Hz)	(dBuV/m)	(dBuV/m)	(dB)	(dB)	(m)		(°)	(m)		(dBuV)	(dB)	(dB)	(dB)
AV	4.90406G	30.11	54.00	-23.89	3.89	3	Horizontal	184	2.27	-	26.22	31.53	6.82	34.46
AV	7.36908G	37.40	54.00	-16.60	10.04	3	Horizontal	13	1.81	-	27.36	36.16	8.64	34.76
PK	4.91672G	44.15	74.00	-29.85	3.92	3	Horizontal	184	2.27	-	40.23	31.55	6.82	34.45
PK	7.37082G	55.28	74.00	-18.72	10.04	3	Horizontal	13	1.81	-	45.24	36.16	8.64	34.76

Summary

Mode	Result	Type	Freq (Hz)	Level (dBuV/m)	Limit (dBuV/m)	Margin (dB)	Dist (m)	Condition	Azimuth (°)	Height (m)	Comments
2.4-2.4835GHz	-	-	-	-	-	-	-	-	-	-	-
802.11ax HEW40-BF_Nss1,(MCS0)_2TX	Pass	QP	107.6M	42.40	43.50	-1.10	3	Vertical	194	1.79	-

Result

Mode	Result	Type	Freq (Hz)	Level (dBuV/m)	Limit (dBuV/m)	Margin (dB)	Dist (m)	Condition	Azimuth (°)	Height (m)	Comments
802.11ax HEW40-BF_Nss1,(MCS0)_2TX	-	-	-	-	-	-	-	-	-	-	-
2437MHz	Pass	PK	142.52M	38.88	43.50	-4.62	3	Vertical	0	1.00	-
2437MHz	Pass	PK	249.22M	36.52	46.00	-9.48	3	Vertical	0	1.00	-
2437MHz	Pass	PK	412.18M	40.85	46.00	-5.15	3	Vertical	0	1.00	-
2437MHz	Pass	PK	538.28M	40.83	46.00	-5.17	3	Vertical	0	1.00	-
2437MHz	Pass	PK	625.58M	40.09	46.00	-5.91	3	Vertical	0	1.00	-
2437MHz	Pass	QP	107.6M	42.40	43.50	-1.10	3	Vertical	194	1.79	-
2437MHz	Pass	PK	249.22M	42.43	46.00	-3.57	3	Horizontal	360	1.00	-
2437MHz	Pass	PK	313.24M	36.62	46.00	-9.38	3	Horizontal	360	1.00	-
2437MHz	Pass	PK	487.84M	40.15	46.00	-5.85	3	Horizontal	360	1.00	-
2437MHz	Pass	PK	538.28M	42.59	46.00	-3.41	3	Horizontal	360	1.00	-
2437MHz	Pass	PK	561.56M	41.70	46.00	-4.30	3	Horizontal	360	1.00	-
2437MHz	Pass	QP	99.84M	41.37	43.50	-2.13	3	Horizontal	241	1.89	-

802.11ax HEW40-BF_Nss1,(MCS0)_2TX

2437MHz_PoE

15/10/2019

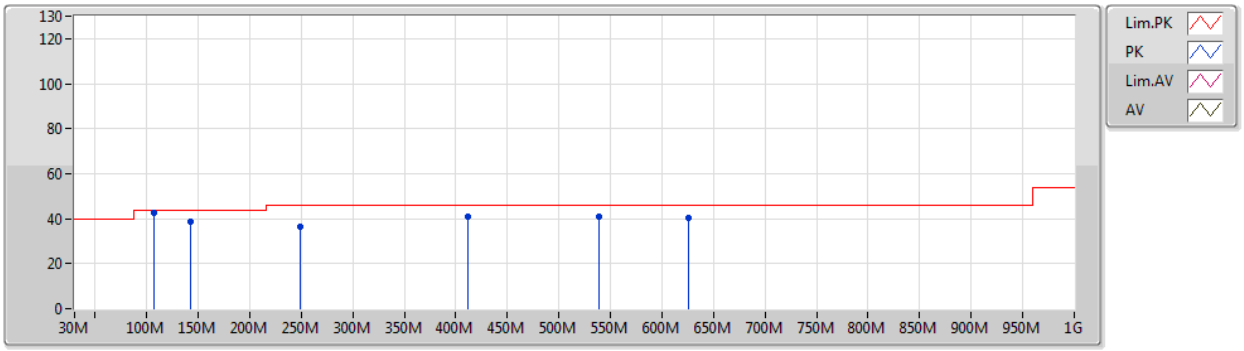

Type	Freq	Level	Limit	Margin	Factor	Dist	Condition	Azimuth	Height	Comment	Raw	AF	CL	PA
	(Hz)	(dBuV/m)	(dBuV/m)	(dB)	(dB)	(m)		(°)	(m)		(dBuV)	(dB)	(dB)	(dB)
PK	142.52M	38.88	43.50	-4.62	-19.21	3	Vertical	0	1.00	-	58.09	16.43	0.96	36.60
PK	249.22M	36.52	46.00	-9.48	-17.58	3	Vertical	0	1.00	-	54.10	17.55	1.29	36.42
PK	412.18M	40.85	46.00	-5.15	-13.65	3	Vertical	0	1.00	-	54.50	21.31	1.71	36.67
PK	538.28M	40.83	46.00	-5.17	-11.81	3	Vertical	0	1.00	-	52.64	23.24	1.98	37.03
PK	625.58M	40.09	46.00	-5.91	-9.93	3	Vertical	0	1.00	-	50.02	25.18	2.15	37.26
QP	107.6M	42.40	43.50	-1.10	-20.14	3	Vertical	194	1.79	-	62.54	15.77	0.84	36.75

802.11ax HEW40-BF_Nss1,(MCS0)_2TX

2437MHz_PoE

15/10/2019

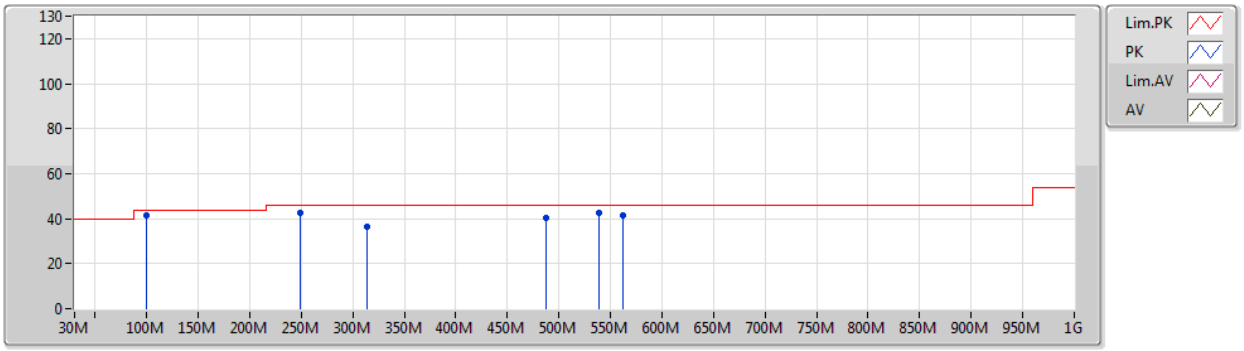

Type	Freq	Level	Limit	Margin	Factor	Dist	Condition	Azimuth	Height	Comment	Raw	AF	CL	PA
	(Hz)	(dBuV/m)	(dBuV/m)	(dB)	(dB)	(m)		(°)	(m)		(dBuV)	(dB)	(dB)	(dB)
PK	249.22M	42.43	46.00	-3.57	-17.58	3	Horizontal	360	1.00	-	60.01	17.55	1.29	36.42
PK	313.24M	36.62	46.00	-9.38	-16.56	3	Horizontal	360	1.00	-	53.18	18.46	1.48	36.50
PK	487.84M	40.15	46.00	-5.85	-12.22	3	Horizontal	360	1.00	-	52.37	22.79	1.87	36.88
PK	538.28M	42.59	46.00	-3.41	-11.81	3	Horizontal	360	1.00	-	54.40	23.24	1.98	37.03
PK	561.56M	41.70	46.00	-4.30	-9.99	3	Horizontal	360	1.00	-	51.69	25.08	2.03	37.10
QP	99.84M	41.37	43.50	-2.13	-20.95	3	Horizontal	241	1.89	-	62.32	15.02	0.81	36.78

Summary

Mode	Result	Type	Freq (Hz)	Level (dBuV/m)	Limit (dBuV/m)	Margin (dB)	Dist (m)	Condition	Azimuth (°)	Height (m)	Comments
2.4-2.4835GHz	-	-	-	-	-	-	-	-	-	-	-
802.11ax HEW20-BF_Nss1,(MCS0)_2TX	Pass	AV	2.3898G	53.81	54.00	-0.19	3	Vertical	172	1.46	-
802.11ax HEW40-BF_Nss1,(MCS0)_2TX	Pass	AV	2.3898G	53.81	54.00	-0.19	3	Vertical	173	1.49	-

Result

Mode	Result	Type	Freq (Hz)	Level (dBuV/m)	Limit (dBuV/m)	Margin (dB)	Dist (m)	Condition	Azimuth (°)	Height (m)	Comments
802.11ax HEW20-BF_Nss1,(MCS0)_2TX	-	-	-	-	-	-	-	-	-	-	-
2412MHz	Pass	AV	2.3898G	53.67	54.00	-0.33	3	Vertical	8	1.50	-
2412MHz	Pass	AV	2.4054G	106.03	Inf	-Inf	3	Vertical	8	1.50	-
2412MHz	Pass	PK	2.388G	69.11	74.00	-4.89	3	Vertical	8	1.50	-
2412MHz	Pass	PK	2.4064G	116.96	Inf	-Inf	3	Vertical	8	1.50	-
2412MHz	Pass	AV	3.61794G	48.20	54.00	-5.80	3	Vertical	39	1.83	-
2412MHz	Pass	AV	4.82484G	37.12	54.00	-16.88	3	Vertical	42	1.73	-
2412MHz	Pass	PK	3.61793G	51.14	74.00	-22.86	3	Vertical	39	1.83	-
2412MHz	Pass	PK	4.82436G	49.93	74.00	-24.07	3	Vertical	42	1.73	-
2412MHz	Pass	AV	3.61798G	50.60	54.00	-3.40	3	Horizontal	360	1.00	-
2412MHz	Pass	AV	4.82454G	36.93	54.00	-17.07	3	Horizontal	5	1.75	-
2412MHz	Pass	PK	3.61801G	52.95	74.00	-21.05	3	Horizontal	360	1.00	-
2412MHz	Pass	PK	4.82052G	48.83	74.00	-25.17	3	Horizontal	5	1.75	-
2417MHz	Pass	AV	2.3898G	53.81	54.00	-0.19	3	Vertical	172	1.46	-
2417MHz	Pass	AV	2.421G	108.03	Inf	-Inf	3	Vertical	172	1.46	-
2417MHz	Pass	PK	2.3898G	70.81	74.00	-3.19	3	Vertical	172	1.46	-
2417MHz	Pass	PK	2.4216G	118.66	Inf	-Inf	3	Vertical	172	1.46	-
2437MHz	Pass	AV	2.3882G	53.66	54.00	-0.34	3	Vertical	0	1.37	-
2437MHz	Pass	AV	2.4422G	109.83	Inf	-Inf	3	Vertical	0	1.37	-
2437MHz	Pass	AV	2.4842G	53.66	54.00	-0.34	3	Vertical	0	1.37	-
2437MHz	Pass	PK	2.3854G	67.38	74.00	-6.62	3	Vertical	0	1.37	-
2437MHz	Pass	PK	2.4454G	121.82	Inf	-Inf	3	Vertical	0	1.37	-
2437MHz	Pass	PK	2.4835G	70.85	74.00	-3.15	3	Vertical	0	1.37	-
2437MHz	Pass	AV	3.65546G	47.45	54.00	-6.55	3	Vertical	45	1.79	-
2437MHz	Pass	AV	4.87376G	36.84	54.00	-17.16	3	Vertical	1	1.86	-
2437MHz	Pass	PK	3.65551G	50.70	74.00	-23.30	3	Vertical	45	1.79	-
2437MHz	Pass	PK	4.87634G	48.50	74.00	-25.50	3	Vertical	1	1.86	-
2437MHz	Pass	AV	3.65547G	49.44	54.00	-4.56	3	Horizontal	360	1.13	-
2437MHz	Pass	AV	4.86824G	40.19	54.00	-13.81	3	Horizontal	11	1.65	-
2437MHz	Pass	PK	3.65538G	52.30	74.00	-21.70	3	Horizontal	360	1.13	-
2437MHz	Pass	PK	4.88012G	51.65	74.00	-22.35	3	Horizontal	11	1.65	-
2457MHz	Pass	AV	2.4482G	109.70	Inf	-Inf	3	Vertical	169	1.33	-
2457MHz	Pass	AV	2.488G	53.65	54.00	-0.35	3	Vertical	169	1.33	-
2457MHz	Pass	PK	2.4484G	119.86	Inf	-Inf	3	Vertical	169	1.33	-
2457MHz	Pass	PK	2.4916G	73.60	74.00	-0.40	3	Vertical	169	1.33	-
2462MHz	Pass	AV	2.461G	107.32	Inf	-Inf	3	Vertical	168	1.66	-
2462MHz	Pass	AV	2.4835G	53.65	54.00	-0.35	3	Vertical	168	1.66	-
2462MHz	Pass	PK	2.4706G	118.85	Inf	-Inf	3	Vertical	168	1.66	-
2462MHz	Pass	PK	2.485G	69.77	74.00	-4.23	3	Vertical	168	1.66	-
2462MHz	Pass	AV	4.92688G	36.59	54.00	-17.41	3	Vertical	44	1.69	-
2462MHz	Pass	PK	4.92736G	48.03	74.00	-25.97	3	Vertical	44	1.69	-
2462MHz	Pass	AV	4.92322G	37.97	54.00	-16.03	3	Horizontal	11	1.98	-
2462MHz	Pass	PK	4.9243G	49.98	74.00	-24.02	3	Horizontal	11	1.98	-
802.11ax HEW40-BF_Nss1,(MCS0)_2TX	-	-	-	-	-	-	-	-	-	-	-
2422MHz	Pass	AV	2.39G	53.68	54.00	-0.32	3	Vertical	166	1.24	-
2422MHz	Pass	AV	2.41G	103.12	Inf	-Inf	3	Vertical	166	1.24	-
2422MHz	Pass	AV	2.4844G	49.52	54.00	-4.48	3	Vertical	166	1.24	-
2422MHz	Pass	PK	2.3884G	68.69	74.00	-5.31	3	Vertical	166	1.24	-

Level (dBuV/m) = Raw(Read Level) + AF(Antenna Factor) + CL(Cable Loss) - PA(Preamp Factor)

Mode	Result	Type	Freq (Hz)	Level (dBuV/m)	Limit (dBuV/m)	Margin (dB)	Dist (m)	Condition	Azimuth (°)	Height (m)	Comments
2422MHz	Pass	PK	2.408G	114.07	Inf	-Inf	3	Vertical	166	1.24	-
2422MHz	Pass	PK	2.4848G	61.93	74.00	-12.07	3	Vertical	166	1.24	-
2422MHz	Pass	AV	3.63296G	47.82	54.00	-6.18	3	Vertical	45	1.83	-
2422MHz	Pass	AV	4.84688G	34.72	54.00	-19.28	3	Vertical	1	1.87	-
2422MHz	Pass	PK	3.633G	50.85	74.00	-23.15	3	Vertical	45	1.83	-
2422MHz	Pass	PK	4.84406G	47.49	74.00	-26.51	3	Vertical	1	1.87	-
2422MHz	Pass	AV	3.63301G	50.11	54.00	-3.89	3	Horizontal	360	1.00	-
2422MHz	Pass	AV	4.844G	36.35	54.00	-17.65	3	Horizontal	9	1.97	-
2422MHz	Pass	PK	3.63301G	52.58	74.00	-21.42	3	Horizontal	360	1.00	-
2422MHz	Pass	PK	4.84388G	50.68	74.00	-23.32	3	Horizontal	9	1.97	-
2427MHz	Pass	AV	2.3898G	53.81	54.00	-0.19	3	Vertical	173	1.49	-
2427MHz	Pass	AV	2.4114G	103.44	Inf	-Inf	3	Vertical	173	1.49	-
2427MHz	Pass	AV	2.4835G	50.84	54.00	-3.16	3	Vertical	173	1.49	-
2427MHz	Pass	PK	2.3874G	69.03	74.00	-4.97	3	Vertical	173	1.49	-
2427MHz	Pass	PK	2.4334G	114.16	Inf	-Inf	3	Vertical	173	1.49	-
2427MHz	Pass	PK	2.487G	62.86	74.00	-11.14	3	Vertical	173	1.49	-
2437MHz	Pass	AV	2.3898G	53.39	54.00	-0.61	3	Vertical	169	1.74	-
2437MHz	Pass	AV	2.4294G	104.82	Inf	-Inf	3	Vertical	169	1.74	-
2437MHz	Pass	AV	2.4842G	53.51	54.00	-0.49	3	Vertical	169	1.74	-
2437MHz	Pass	PK	2.3894G	68.77	74.00	-5.23	3	Vertical	169	1.74	-
2437MHz	Pass	PK	2.4434G	116.12	Inf	-Inf	3	Vertical	169	1.74	-
2437MHz	Pass	PK	2.4902G	72.22	74.00	-1.78	3	Vertical	169	1.74	-
2437MHz	Pass	AV	3.65547G	47.82	54.00	-6.18	3	Vertical	38	1.79	-
2437MHz	Pass	AV	4.87392G	36.25	54.00	-17.75	3	Vertical	306	1.59	-
2437MHz	Pass	PK	3.65545G	50.99	74.00	-23.01	3	Vertical	38	1.79	-
2437MHz	Pass	PK	4.8738G	50.82	74.00	-23.18	3	Vertical	306	1.59	-
2437MHz	Pass	AV	3.65545G	49.32	54.00	-4.68	3	Horizontal	360	1.12	-
2437MHz	Pass	AV	4.87382G	36.84	54.00	-17.16	3	Horizontal	7	1.70	-
2437MHz	Pass	PK	3.6555G	51.93	74.00	-22.07	3	Horizontal	360	1.12	-
2437MHz	Pass	PK	4.87388G	52.21	74.00	-21.79	3	Horizontal	7	1.70	-
2447MHz	Pass	AV	2.3898G	50.89	54.00	-3.11	3	Vertical	167	1.34	-
2447MHz	Pass	AV	2.4398G	104.60	Inf	-Inf	3	Vertical	167	1.34	-
2447MHz	Pass	AV	2.4842G	53.81	54.00	-0.19	3	Vertical	167	1.34	-
2447MHz	Pass	PK	2.387G	62.16	74.00	-11.84	3	Vertical	167	1.34	-
2447MHz	Pass	PK	2.4458G	116.79	Inf	-Inf	3	Vertical	167	1.34	-
2447MHz	Pass	PK	2.4842G	70.09	74.00	-3.91	3	Vertical	167	1.34	-
2452MHz	Pass	AV	2.3896G	50.50	54.00	-3.50	3	Vertical	170	1.35	-
2452MHz	Pass	AV	2.4492G	104.48	Inf	-Inf	3	Vertical	170	1.35	-
2452MHz	Pass	AV	2.4844G	53.35	54.00	-0.65	3	Vertical	170	1.35	-
2452MHz	Pass	PK	2.376G	61.98	74.00	-12.02	3	Vertical	170	1.35	-
2452MHz	Pass	PK	2.4448G	114.89	Inf	-Inf	3	Vertical	170	1.35	-
2452MHz	Pass	PK	2.4996G	70.23	74.00	-3.77	3	Vertical	170	1.35	-
2452MHz	Pass	AV	4.90382G	35.63	54.00	-18.37	3	Vertical	308	1.50	-
2452MHz	Pass	PK	4.904G	49.14	74.00	-24.86	3	Vertical	308	1.50	-
2452MHz	Pass	AV	4.90388G	36.29	54.00	-17.71	3	Horizontal	13	1.80	-
2452MHz	Pass	PK	4.904G	50.87	74.00	-23.13	3	Horizontal	13	1.80	-

802.11ax HEW20-BF_Nss1,(MCS0)_2TX

2412MHz_TX

13/10/2019

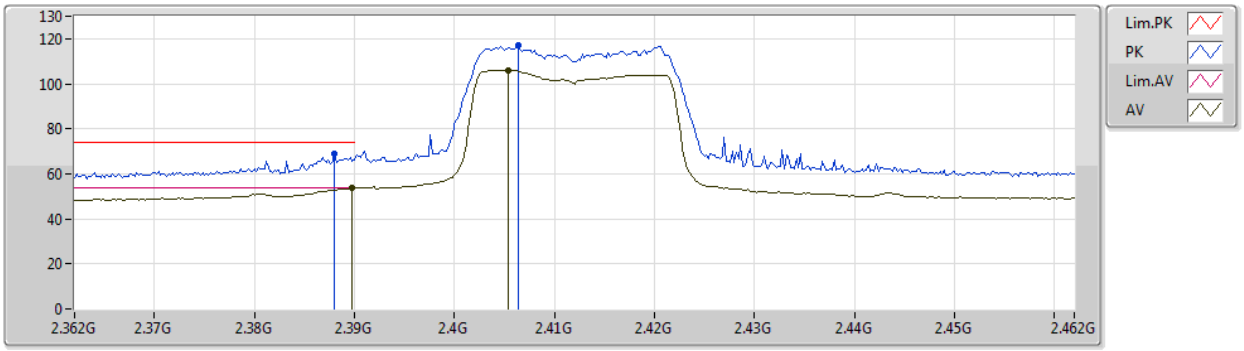

Type	Freq	Level	Limit	Margin	Factor	Dist	Condition	Azimuth	Height	Comment	Raw	AF	CL	PA
	(Hz)	(dBuV/m)	(dBuV/m)	(dB)	(dB)	(m)		(°)	(m)		(dBuV)	(dB)	(dB)	(dB)
AV	2.3898G	53.67	54.00	-0.33	31.54	3	Vertical	8	1.50	-	22.13	27.54	4.00	-
AV	2.4054G	106.03	Inf	-Inf	31.50	3	Vertical	8	1.50	-	74.53	27.49	4.01	-
PK	2.388G	69.11	74.00	-4.89	31.54	3	Vertical	8	1.50	-	37.57	27.55	3.99	-
PK	2.4064G	116.96	Inf	-Inf	31.50	3	Vertical	8	1.50	-	85.46	27.49	4.01	-

802.11ax HEW20-BF_Nss1,(MCS0)_2TX

2412MHz_TX

13/10/2019

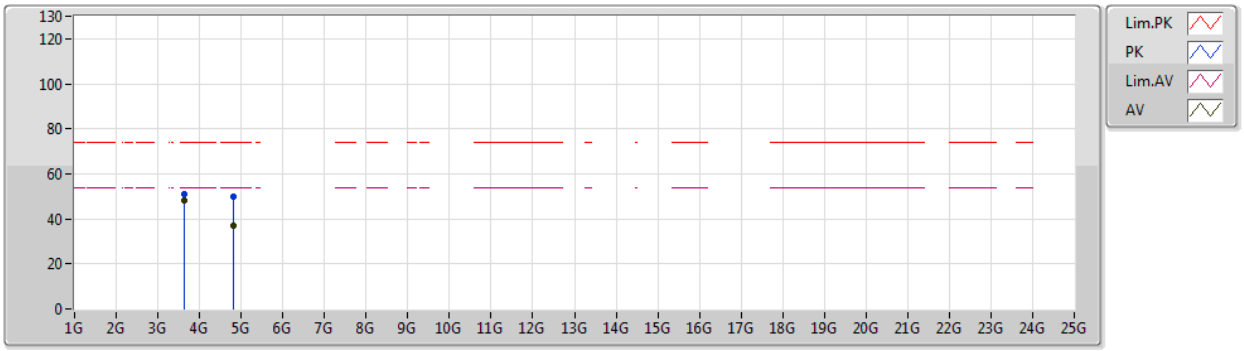

Type	Freq	Level	Limit	Margin	Factor	Dist	Condition	Azimuth	Height	Comment	Raw	AF	CL	PA
	(Hz)	(dBuV/m)	(dBuV/m)	(dB)	(dB)	(m)		(°)	(m)		(dBuV)	(dB)	(dB)	(dB)
AV	3.61794G	48.20	54.00	-5.80	4.34	3	Vertical	39	1.83	-	43.86	29.10	4.99	29.75
AV	4.82484G	37.12	54.00	-16.88	7.51	3	Vertical	42	1.73	-	29.61	31.12	5.79	29.40
PK	3.61793G	51.14	74.00	-22.86	4.34	3	Vertical	39	1.83	-	46.80	29.10	4.99	29.75
PK	4.82436G	49.93	74.00	-24.07	7.51	3	Vertical	42	1.73	-	42.42	31.12	5.79	29.40

802.11ax HEW20-BF_Nss1,(MCS0)_2TX

2412MHz_TX

13/10/2019

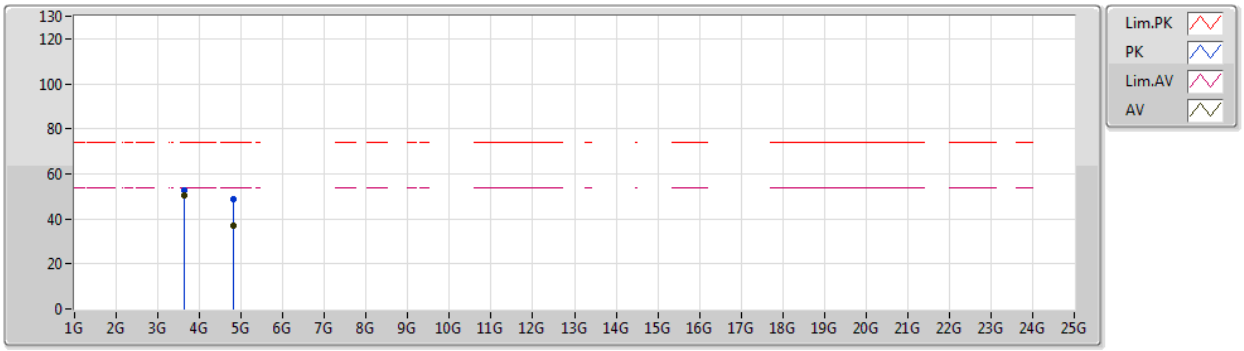

Type	Freq	Level	Limit	Margin	Factor	Dist	Condition	Azimuth	Height	Comment	Raw	AF	CL	PA
	(Hz)	(dBuV/m)	(dBuV/m)	(dB)	(dB)	(m)		(°)	(m)		(dBuV)	(dB)	(dB)	(dB)
AV	3.61798G	50.60	54.00	-3.40	4.34	3	Horizontal	360	1.00	-	46.26	29.10	4.99	29.75
AV	4.82454G	36.93	54.00	-17.07	7.51	3	Horizontal	5	1.75	-	29.42	31.12	5.79	29.40
PK	3.61801G	52.95	74.00	-21.05	4.34	3	Horizontal	360	1.00	-	48.61	29.10	4.99	29.75
PK	4.82052G	48.83	74.00	-25.17	7.51	3	Horizontal	5	1.75	-	41.32	31.12	5.79	29.40

802.11ax HEW20-BF_Nss1,(MCS0)_2TX

2417MHz_TX

13/10/2019

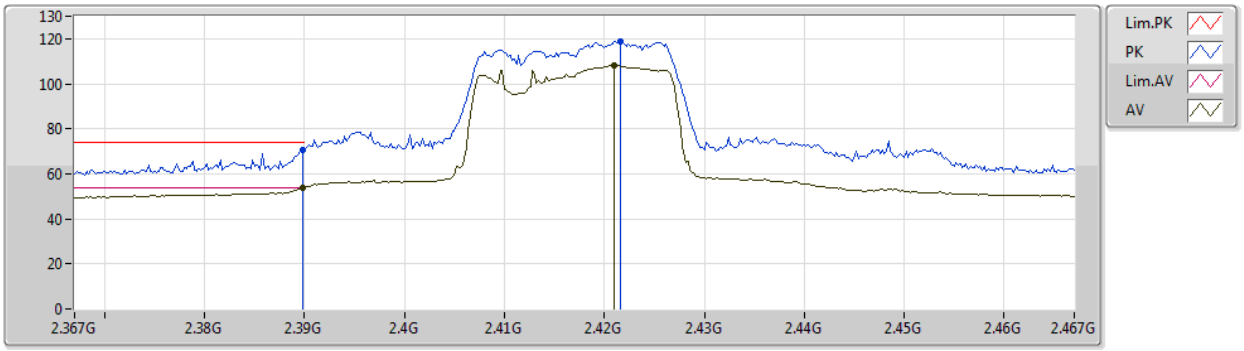

Type	Freq	Level	Limit	Margin	Factor	Dist	Condition	Azimuth	Height	Comment	Raw	AF	CL	PA
	(Hz)	(dBuV/m)	(dBuV/m)	(dB)	(dB)	(m)		(°)	(m)		(dBuV)	(dB)	(dB)	(dB)
AV	2.3898G	53.81	54.00	-0.19	31.54	3	Vertical	172	1.46	-	22.27	27.54	4.00	-
AV	2.421G	108.03	Inf	-Inf	31.49	3	Vertical	172	1.46	-	76.54	27.46	4.03	-
PK	2.3898G	70.81	74.00	-3.19	31.54	3	Vertical	172	1.46	-	39.27	27.54	4.00	-
PK	2.4216G	118.66	Inf	-Inf	31.49	3	Vertical	172	1.46	-	87.17	27.46	4.03	-

802.11ax HEW20-BF_Nss1,(MCS0)_2TX

2437MHz_TX

13/10/2019

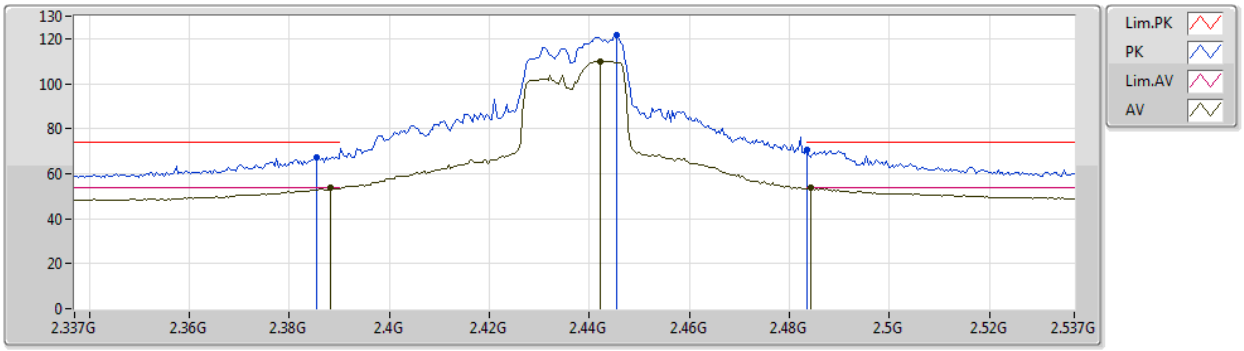

Type	Freq	Level	Limit	Margin	Factor	Dist	Condition	Azimuth	Height	Comment	Raw	AF	CL	PA
	(Hz)	(dBuV/m)	(dBuV/m)	(dB)	(dB)	(m)		(°)	(m)		(dBuV)	(dB)	(dB)	(dB)
AV	2.3882G	53.66	54.00	-0.34	31.54	3	Vertical	0	1.37	-	22.12	27.55	3.99	-
AV	2.4422G	109.83	Inf	-Inf	31.47	3	Vertical	0	1.37	-	78.36	27.42	4.05	-
AV	2.4842G	53.66	54.00	-0.34	31.42	3	Vertical	0	1.37	-	22.24	27.33	4.09	-
PK	2.3854G	67.38	74.00	-6.62	31.55	3	Vertical	0	1.37	-	35.83	27.56	3.99	-
PK	2.4454G	121.82	Inf	-Inf	31.46	3	Vertical	0	1.37	-	90.36	27.41	4.05	-
PK	2.4835G	70.85	74.00	-3.15	31.41	3	Vertical	0	1.37	-	39.44	27.33	4.08	-

802.11ax HEW20-BF_Nss1,(MCS0)_2TX

2437MHz_TX

13/10/2019

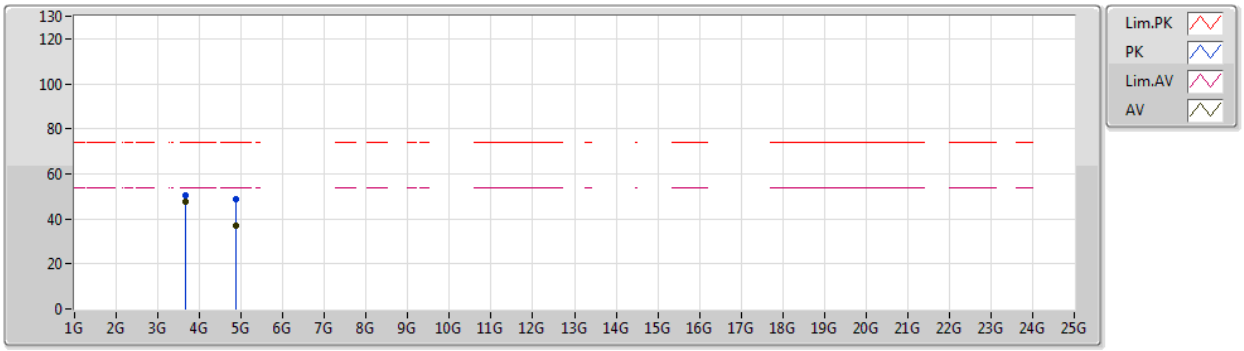

Type	Freq	Level	Limit	Margin	Factor	Dist	Condition	Azimuth	Height	Comment	Raw	AF	CL	PA
	(Hz)	(dBuV/m)	(dBuV/m)	(dB)	(dB)	(m)		(°)	(m)		(dBuV)	(dB)	(dB)	(dB)
AV	3.65546G	47.45	54.00	-6.55	4.39	3	Vertical	45	1.79	-	43.06	29.10	5.02	29.73
AV	4.87376G	36.84	54.00	-17.16	7.62	3	Vertical	1	1.86	-	29.22	31.17	5.83	29.38
PK	3.65551G	50.70	74.00	-23.30	4.39	3	Vertical	45	1.79	-	46.31	29.10	5.02	29.73
PK	4.87634G	48.50	74.00	-25.50	7.63	3	Vertical	1	1.86	-	40.87	31.18	5.83	29.38

802.11ax HEW20-BF_Nss1,(MCS0)_2TX

2437MHz_TX

13/10/2019

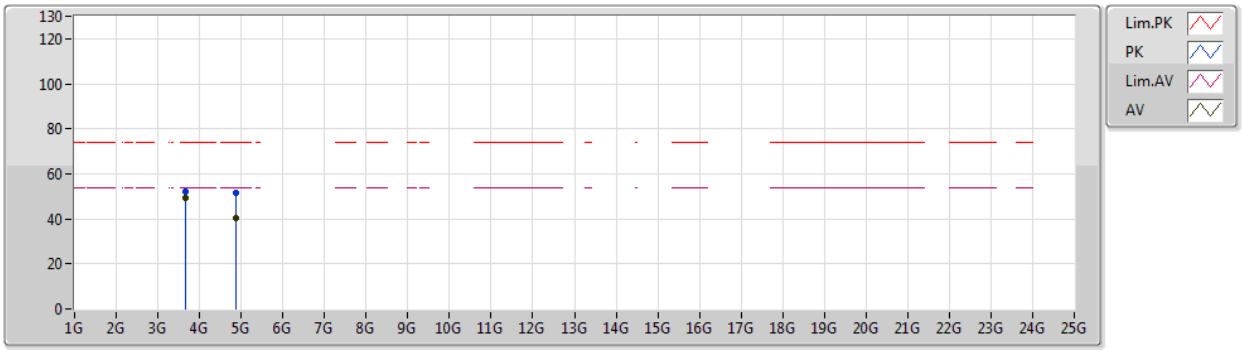

Type	Freq	Level	Limit	Margin	Factor	Dist	Condition	Azimuth	Height	Comment	Raw	AF	CL	PA
	(Hz)	(dBuV/m)	(dBuV/m)	(dB)	(dB)	(m)		(°)	(m)		(dBuV)	(dB)	(dB)	(dB)
AV	3.65547G	49.44	54.00	-4.56	4.39	3	Horizontal	360	1.13	-	45.05	29.10	5.02	29.73
AV	4.86824G	40.19	54.00	-13.81	7.62	3	Horizontal	11	1.65	-	32.57	31.17	5.83	29.38
PK	3.65538G	52.30	74.00	-21.70	4.39	3	Horizontal	360	1.13	-	47.91	29.10	5.02	29.73
PK	4.88012G	51.65	74.00	-22.35	7.63	3	Horizontal	11	1.65	-	44.02	31.18	5.83	29.38

802.11ax HEW20-BF_Nss1,(MCS0)_2TX

2457MHz_TX

13/10/2019

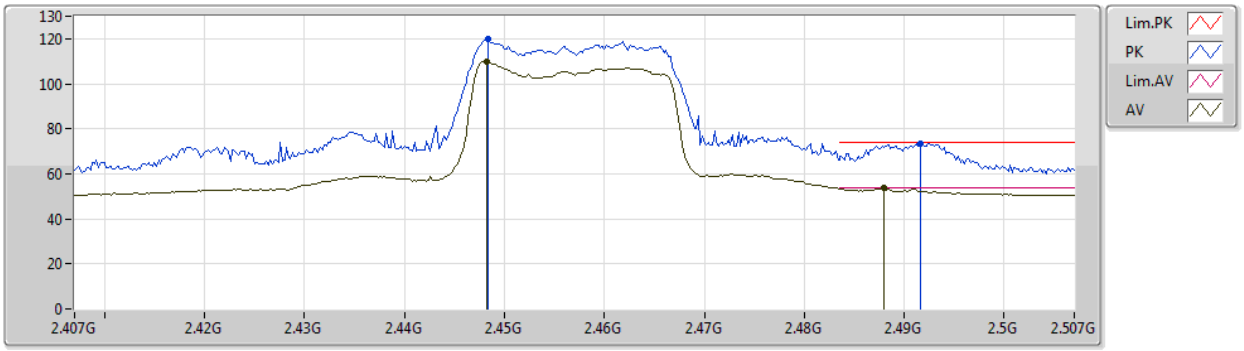

Type	Freq	Level	Limit	Margin	Factor	Dist	Condition	Azimuth	Height	Comment	Raw	AF	CL	PA
	(Hz)	(dBuV/m)	(dBuV/m)	(dB)	(dB)	(m)		(°)	(m)		(dBuV)	(dB)	(dB)	(dB)
AV	2.4482G	109.70	Inf	-Inf	31.45	3	Vertical	169	1.33	-	78.25	27.40	4.05	-
AV	2.488G	53.65	54.00	-0.35	31.41	3	Vertical	169	1.33	-	22.24	27.32	4.09	-
PK	2.4484G	119.86	Inf	-Inf	31.45	3	Vertical	169	1.33	-	88.41	27.40	4.05	-
PK	2.4916G	73.60	74.00	-0.40	31.41	3	Vertical	169	1.33	-	42.19	27.32	4.09	-

802.11ax HEW20-BF_Nss1,(MCS0)_2TX

2462MHz_TX

13/10/2019

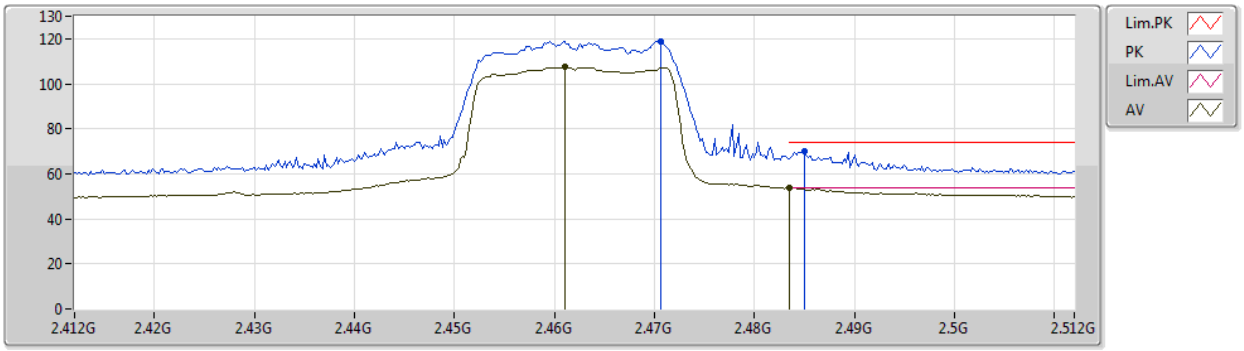

Type	Freq	Level	Limit	Margin	Factor	Dist	Condition	Azimuth	Height	Comment	Raw	AF	CL	PA
	(Hz)	(dBuV/m)	(dBuV/m)	(dB)	(dB)	(m)		(°)	(m)		(dBuV)	(dB)	(dB)	(dB)
AV	2.461G	107.32	Inf	-Inf	31.44	3	Vertical	168	1.66	-	75.88	27.38	4.06	-
AV	2.4835G	53.65	54.00	-0.35	31.41	3	Vertical	168	1.66	-	22.24	27.33	4.08	-
PK	2.4706G	118.85	Inf	-Inf	31.43	3	Vertical	168	1.66	-	87.42	27.36	4.07	-
PK	2.485G	69.77	74.00	-4.23	31.42	3	Vertical	168	1.66	-	38.35	27.33	4.09	-

802.11ax HEW20-BF_Nss1,(MCS0)_2TX

2462MHz_TX

13/10/2019

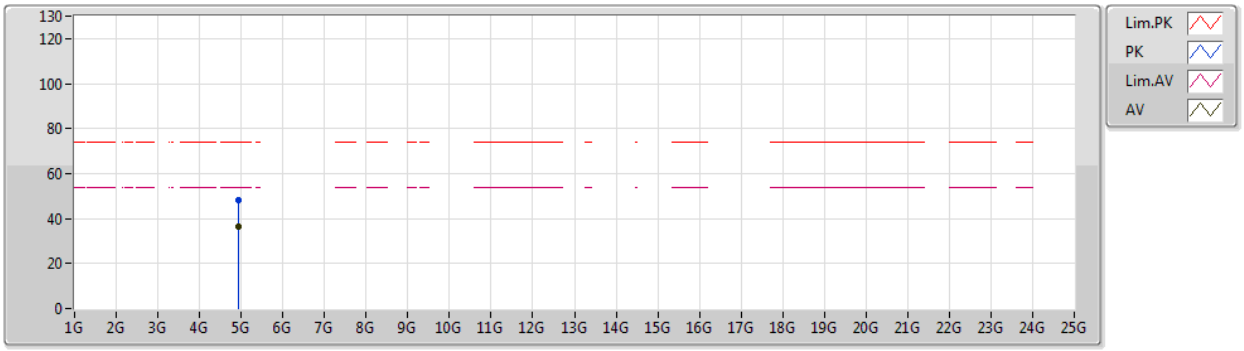

Type	Freq	Level	Limit	Margin	Factor	Dist	Condition	Azimuth	Height	Comment	Raw	AF	CL	PA
	(Hz)	(dBuV/m)	(dBuV/m)	(dB)	(dB)	(m)		(°)	(m)		(dBuV)	(dB)	(dB)	(dB)
AV	4.92688G	36.59	54.00	-17.41	7.80	3	Vertical	44	1.69	-	28.79	31.28	5.87	29.35
PK	4.92736G	48.03	74.00	-25.97	7.80	3	Vertical	44	1.69	-	40.23	31.28	5.87	29.35

802.11ax HEW20-BF_Nss1,(MCS0)_2TX

2462MHz_TX

13/10/2019

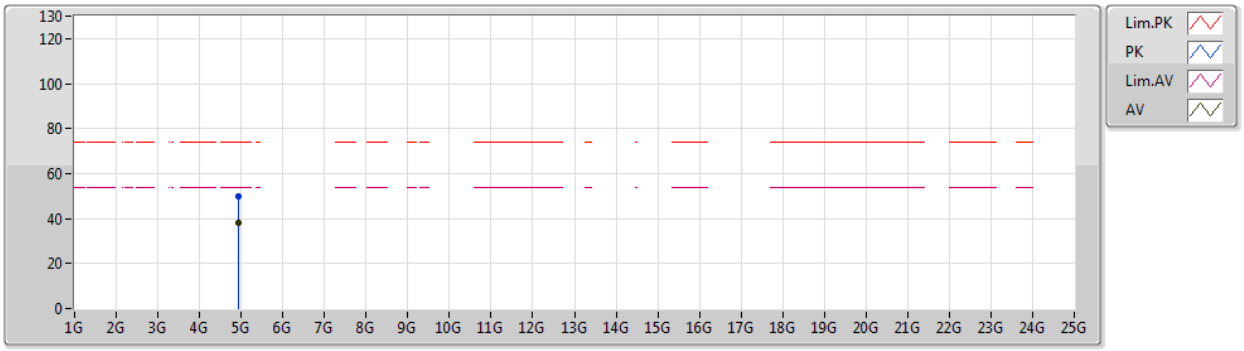

Type	Freq	Level	Limit	Margin	Factor	Dist	Condition	Azimuth	Height	Comment	Raw	AF	CL	PA
	(Hz)	(dBuV/m)	(dBuV/m)	(dB)	(dB)	(m)		(°)	(m)		(dBuV)	(dB)	(dB)	(dB)
AV	4.92322G	37.97	54.00	-16.03	7.77	3	Horizontal	11	1.98	-	30.20	31.27	5.86	29.36
PK	4.9243G	49.98	74.00	-24.02	7.79	3	Horizontal	11	1.98	-	42.19	31.27	5.87	29.35

802.11ax HEW40-BF_Nss1,(MCS0)_2TX

2422MHz_TX

13/10/2019

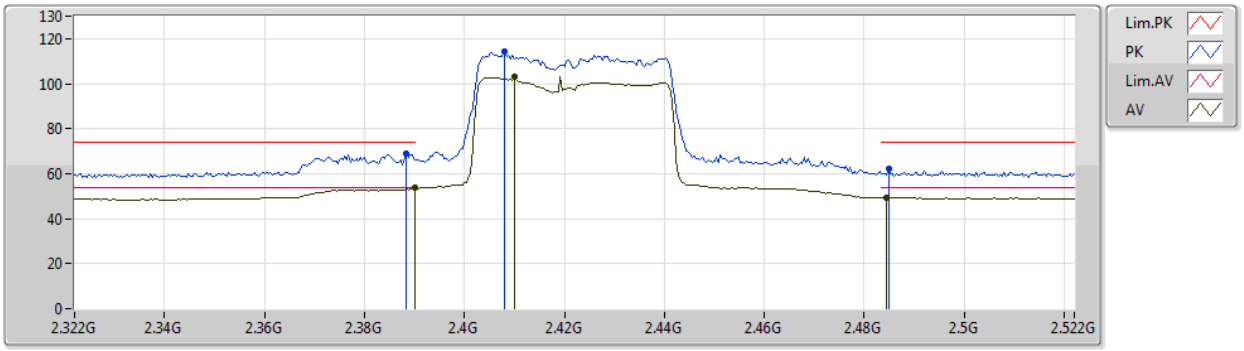

Type	Freq	Level	Limit	Margin	Factor	Dist	Condition	Azimuth	Height	Comment	Raw	AF	CL	PA
	(Hz)	(dBuV/m)	(dBuV/m)	(dB)	(dB)	(m)		(°)	(m)		(dBuV)	(dB)	(dB)	(dB)
AV	2.39G	53.68	54.00	-0.32	31.54	3	Vertical	166	1.24	-	22.14	27.54	4.00	-
AV	2.41G	103.12	Inf	-Inf	31.50	3	Vertical	166	1.24	-	71.62	27.48	4.02	-
AV	2.4844G	49.52	54.00	-4.48	31.42	3	Vertical	166	1.24	-	18.10	27.33	4.09	-
PK	2.3884G	68.69	74.00	-5.31	31.55	3	Vertical	166	1.24	-	37.14	27.55	4.00	-
PK	2.408G	114.07	Inf	-Inf	31.49	3	Vertical	166	1.24	-	82.58	27.48	4.01	-
PK	2.4848G	61.93	74.00	-12.07	31.42	3	Vertical	166	1.24	-	30.51	27.33	4.09	-

802.11ax HEW40-BF_Nss1,(MCS0)_2TX

2422MHz_TX

13/10/2019

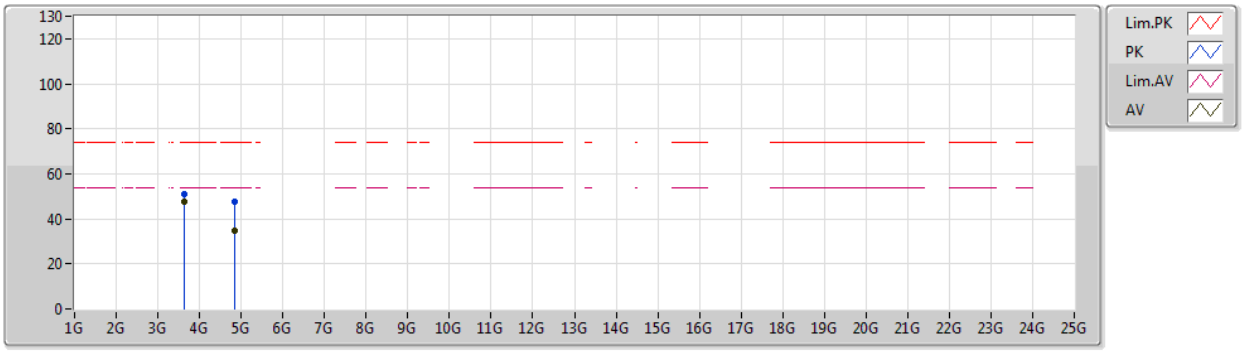

Type	Freq	Level	Limit	Margin	Factor	Dist	Condition	Azimuth	Height	Comment	Raw	AF	CL	PA
	(Hz)	(dBuV/m)	(dBuV/m)	(dB)	(dB)	(m)		(°)	(m)		(dBuV)	(dB)	(dB)	(dB)
AV	3.63296G	47.82	54.00	-6.18	4.36	3	Vertical	45	1.83	-	43.46	29.10	5.00	29.74
AV	4.84688G	34.72	54.00	-19.28	7.57	3	Vertical	1	1.87	-	27.15	31.15	5.81	29.39
PK	3.633G	50.85	74.00	-23.15	4.36	3	Vertical	45	1.83	-	46.49	29.10	5.00	29.74
PK	4.84406G	47.49	74.00	-26.51	7.56	3	Vertical	1	1.87	-	39.93	31.14	5.81	29.39

802.11ax HEW40-BF_Nss1,(MCS0)_2TX

2422MHz_TX

13/10/2019

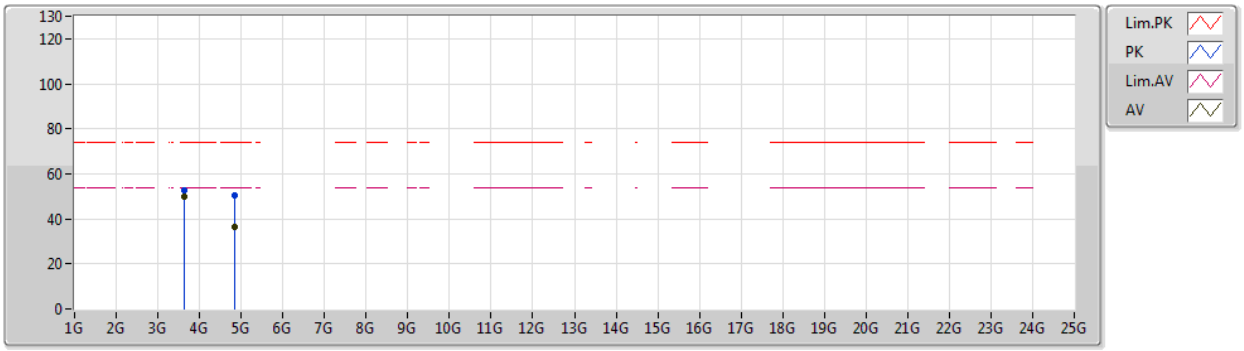

Type	Freq	Level	Limit	Margin	Factor	Dist	Condition	Azimuth	Height	Comment	Raw	AF	CL	PA
	(Hz)	(dBuV/m)	(dBuV/m)	(dB)	(dB)	(m)		(°)	(m)		(dBuV)	(dB)	(dB)	(dB)
AV	3.63301G	50.11	54.00	-3.89	4.36	3	Horizontal	360	1.00	-	45.75	29.10	5.00	29.74
AV	4.844G	36.35	54.00	-17.65	7.56	3	Horizontal	9	1.97	-	28.79	31.14	5.81	29.39
PK	3.63301G	52.58	74.00	-21.42	4.36	3	Horizontal	360	1.00	-	48.22	29.10	5.00	29.74
PK	4.84388G	50.68	74.00	-23.32	7.56	3	Horizontal	9	1.97	-	43.12	31.14	5.81	29.39

802.11ax HEW40-BF_Nss1,(MCS0)_2TX

2427MHz_TX

13/10/2019

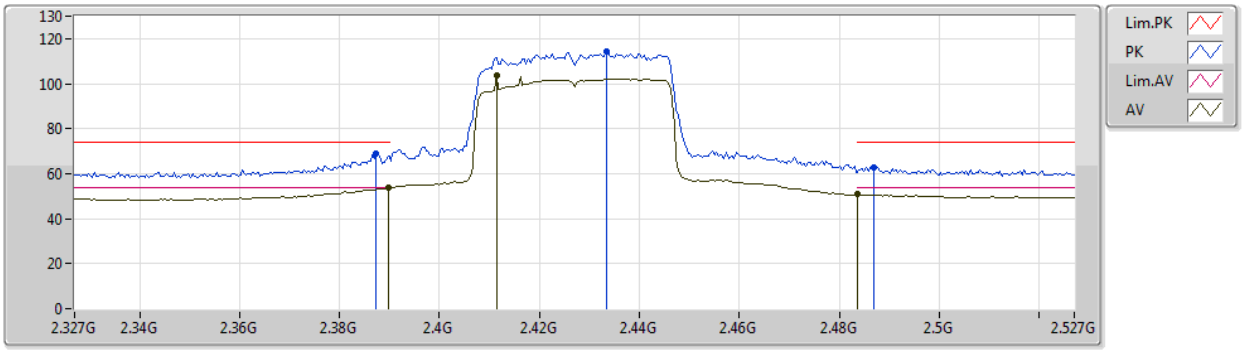

Type	Freq	Level	Limit	Margin	Factor	Dist	Condition	Azimuth	Height	Comment	Raw	AF	CL	PA
	(Hz)	(dBuV/m)	(dBuV/m)	(dB)	(dB)	(m)		(°)	(m)		(dBuV)	(dB)	(dB)	(dB)
AV	2.3898G	53.81	54.00	-0.19	31.54	3	Vertical	173	1.49	-	22.27	27.54	4.00	-
AV	2.4114G	103.44	Inf	-Inf	31.50	3	Vertical	173	1.49	-	71.94	27.48	4.02	-
AV	2.4835G	50.84	54.00	-3.16	31.41	3	Vertical	173	1.49	-	19.43	27.33	4.08	-
PK	2.3874G	69.03	74.00	-4.97	31.54	3	Vertical	173	1.49	-	37.49	27.55	3.99	-
PK	2.4334G	114.16	Inf	-Inf	31.47	3	Vertical	173	1.49	-	82.69	27.43	4.04	-
PK	2.487G	62.86	74.00	-11.14	31.42	3	Vertical	173	1.49	-	31.44	27.33	4.09	-

802.11ax HEW40-BF_Nss1,(MCS0)_2TX

2437MHz_TX

13/10/2019

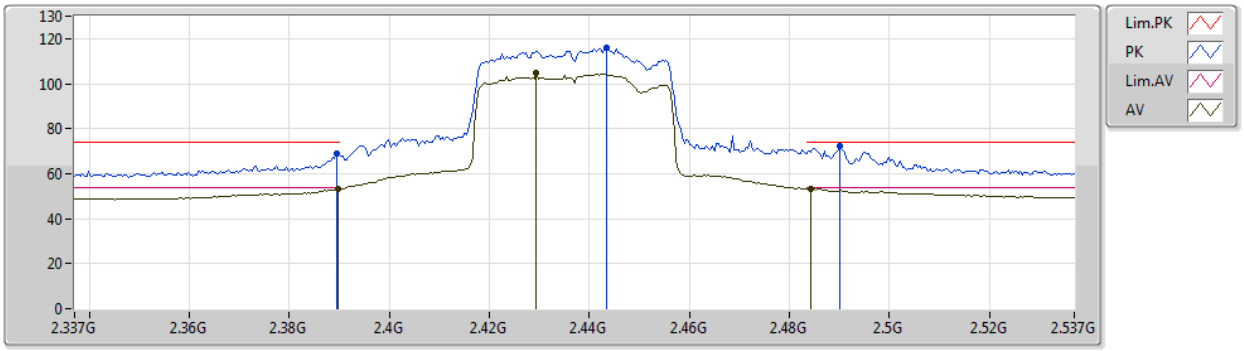

Type	Freq	Level	Limit	Margin	Factor	Dist	Condition	Azimuth	Height	Comment	Raw	AF	CL	PA
	(Hz)	(dBuV/m)	(dBuV/m)	(dB)	(dB)	(m)		(°)	(m)		(dBuV)	(dB)	(dB)	(dB)
AV	2.3898G	53.39	54.00	-0.61	31.54	3	Vertical	169	1.74	-	21.85	27.54	4.00	-
AV	2.4294G	104.82	Inf	-Inf	31.47	3	Vertical	169	1.74	-	73.35	27.44	4.03	-
AV	2.4842G	53.51	54.00	-0.49	31.42	3	Vertical	169	1.74	-	22.09	27.33	4.09	-
PK	2.3894G	68.77	74.00	-5.23	31.54	3	Vertical	169	1.74	-	37.23	27.54	4.00	-
PK	2.4434G	116.12	Inf	-Inf	31.46	3	Vertical	169	1.74	-	84.66	27.41	4.05	-
PK	2.4902G	72.22	74.00	-1.78	31.41	3	Vertical	169	1.74	-	40.81	27.32	4.09	-

802.11ax HEW40-BF_Nss1,(MCS0)_2TX

2437MHz_TX

13/10/2019

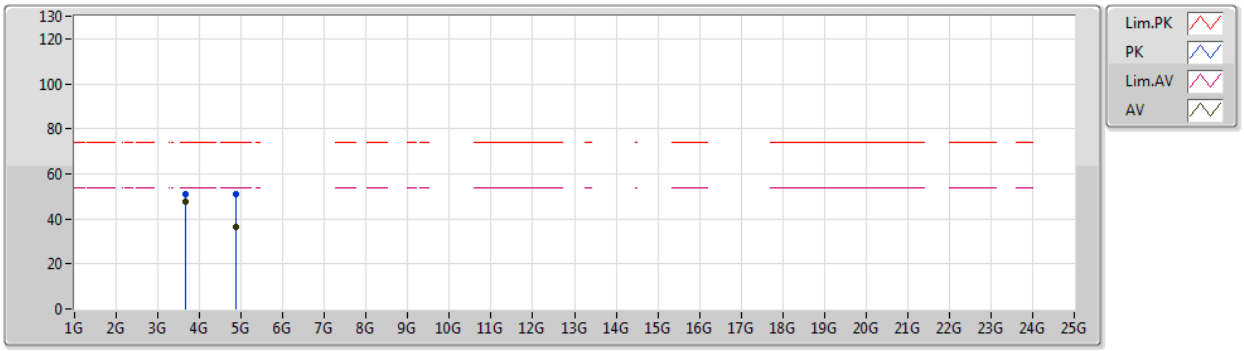

Type	Freq	Level	Limit	Margin	Factor	Dist	Condition	Azimuth	Height	Comment	Raw	AF	CL	PA
	(Hz)	(dBuV/m)	(dBuV/m)	(dB)	(dB)	(m)		(°)	(m)		(dBuV)	(dB)	(dB)	(dB)
AV	3.65547G	47.82	54.00	-6.18	4.39	3	Vertical	38	1.79	-	43.43	29.10	5.02	29.73
AV	4.87392G	36.25	54.00	-17.75	7.62	3	Vertical	306	1.59	-	28.63	31.17	5.83	29.38
PK	3.65545G	50.99	74.00	-23.01	4.39	3	Vertical	38	1.79	-	46.60	29.10	5.02	29.73
PK	4.8738G	50.82	74.00	-23.18	7.62	3	Vertical	306	1.59	-	43.20	31.17	5.83	29.38

802.11ax HEW40-BF_Nss1,(MCS0)_2TX

2437MHz_TX

13/10/2019

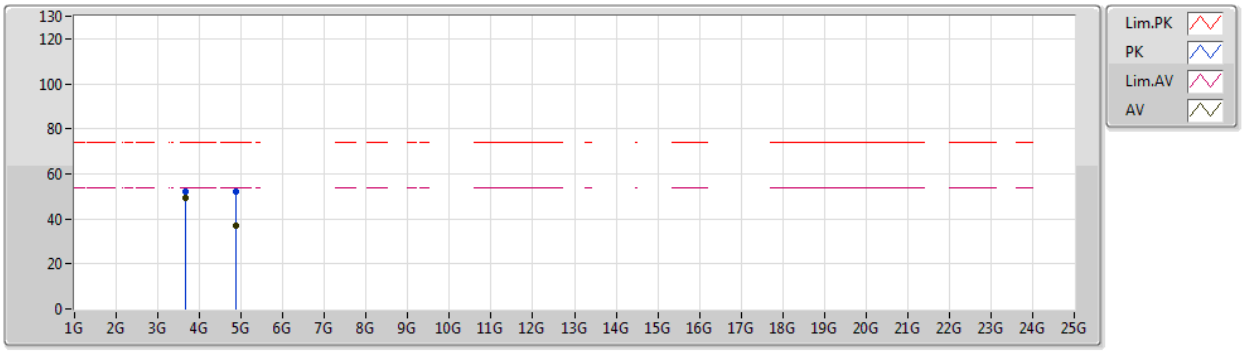

Type	Freq	Level	Limit	Margin	Factor	Dist	Condition	Azimuth	Height	Comment	Raw	AF	CL	PA
	(Hz)	(dBuV/m)	(dBuV/m)	(dB)	(dB)	(m)		(°)	(m)		(dBuV)	(dB)	(dB)	(dB)
AV	3.65545G	49.32	54.00	-4.68	4.39	3	Horizontal	360	1.12	-	44.93	29.10	5.02	29.73
AV	4.87382G	36.84	54.00	-17.16	7.62	3	Horizontal	7	1.70	-	29.22	31.17	5.83	29.38
PK	3.6555G	51.93	74.00	-22.07	4.39	3	Horizontal	360	1.12	-	47.54	29.10	5.02	29.73
PK	4.87388G	52.21	74.00	-21.79	7.62	3	Horizontal	7	1.70	-	44.59	31.17	5.83	29.38

802.11ax HEW40-BF_Nss1,(MCS0)_2TX

2447MHz_TX

13/10/2019

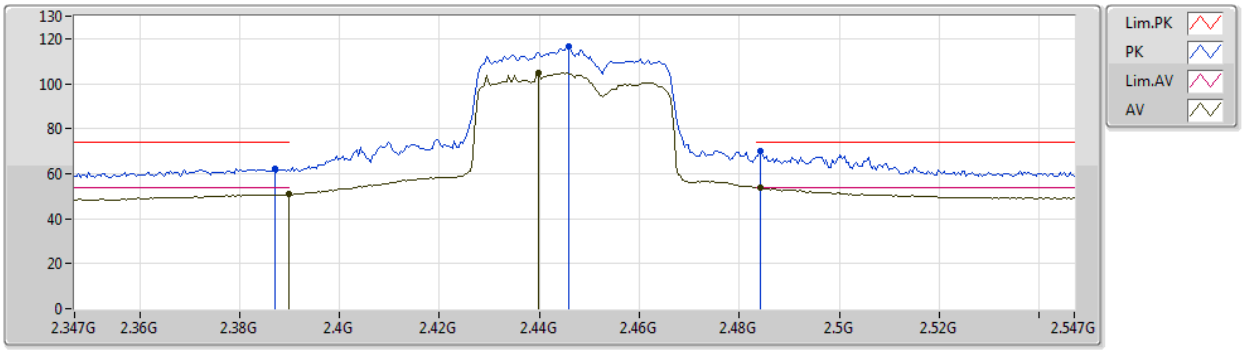

Type	Freq	Level	Limit	Margin	Factor	Dist	Condition	Azimuth	Height	Comment	Raw	AF	CL	PA
	(Hz)	(dBuV/m)	(dBuV/m)	(dB)	(dB)	(m)		(°)	(m)		(dBuV)	(dB)	(dB)	(dB)
AV	2.3898G	50.89	54.00	-3.11	31.54	3	Vertical	167	1.34	-	19.35	27.54	4.00	-
AV	2.4398G	104.60	Inf	-Inf	31.46	3	Vertical	167	1.34	-	73.14	27.42	4.04	-
AV	2.4842G	53.81	54.00	-0.19	31.42	3	Vertical	167	1.34	-	22.39	27.33	4.09	-
PK	2.387G	62.16	74.00	-11.84	31.54	3	Vertical	167	1.34	-	30.62	27.55	3.99	-
PK	2.4458G	116.79	Inf	-Inf	31.46	3	Vertical	167	1.34	-	85.33	27.41	4.05	-
PK	2.4842G	70.09	74.00	-3.91	31.42	3	Vertical	167	1.34	-	38.67	27.33	4.09	-

802.11ax HEW40-BF_Nss1,(MCS0)_2TX

2452MHz_TX

13/10/2019

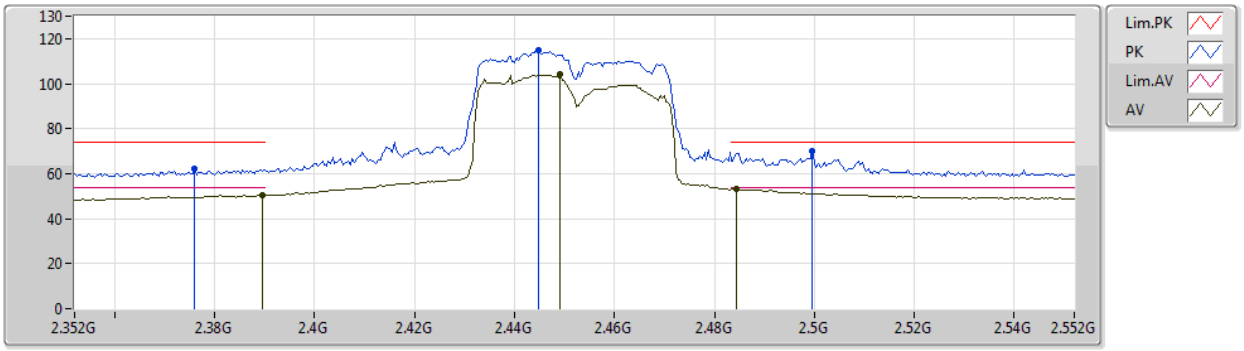

Type	Freq	Level	Limit	Margin	Factor	Dist	Condition	Azimuth	Height	Comment	Raw	AF	CL	PA
	(Hz)	(dBuV/m)	(dBuV/m)	(dB)	(dB)	(m)		(°)	(m)		(dBuV)	(dB)	(dB)	(dB)
AV	2.3896G	50.50	54.00	-3.50	31.54	3	Vertical	170	1.35	-	18.96	27.54	4.00	-
AV	2.4492G	104.48	Inf	-Inf	31.45	3	Vertical	170	1.35	-	73.03	27.40	4.05	-
AV	2.4844G	53.35	54.00	-0.65	31.42	3	Vertical	170	1.35	-	21.93	27.33	4.09	-
PK	2.376G	61.98	74.00	-12.02	31.58	3	Vertical	170	1.35	-	30.40	27.60	3.98	-
PK	2.4448G	114.89	Inf	-Inf	31.46	3	Vertical	170	1.35	-	83.43	27.41	4.05	-
PK	2.4996G	70.23	74.00	-3.77	31.40	3	Vertical	170	1.35	-	38.83	27.30	4.10	-

802.11ax HEW40-BF_Nss1,(MCS0)_2TX

2452MHz_TX

13/10/2019

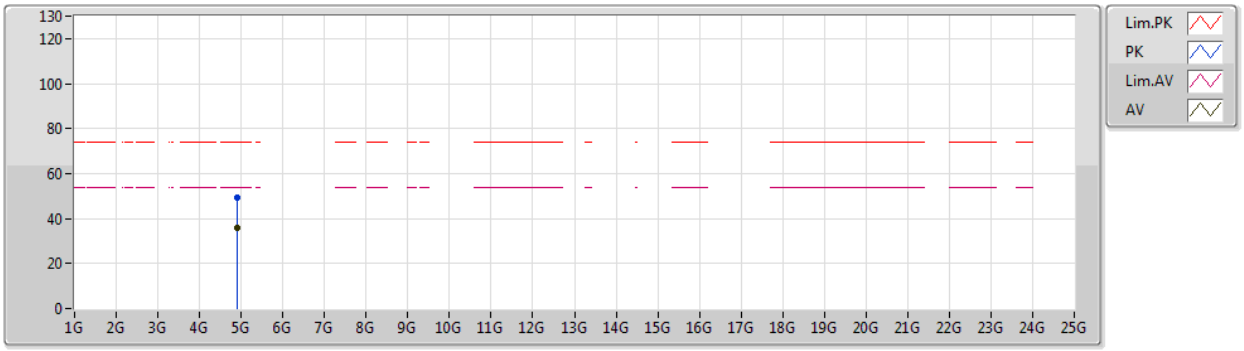

Type	Freq	Level	Limit	Margin	Factor	Dist	Condition	Azimuth	Height	Comment	Raw	AF	CL	PA
	(Hz)	(dBuV/m)	(dBuV/m)	(dB)	(dB)	(m)		(°)	(m)		(dBuV)	(dB)	(dB)	(dB)
AV	4.90382G	35.63	54.00	-18.37	7.70	3	Vertical	308	1.50	-	27.93	31.21	5.85	29.36
PK	4.904G	49.14	74.00	-24.86	7.70	3	Vertical	308	1.50	-	41.44	31.21	5.85	29.36

802.11ax HEW40-BF_Nss1,(MCS0)_2TX

2452MHz_TX

13/10/2019

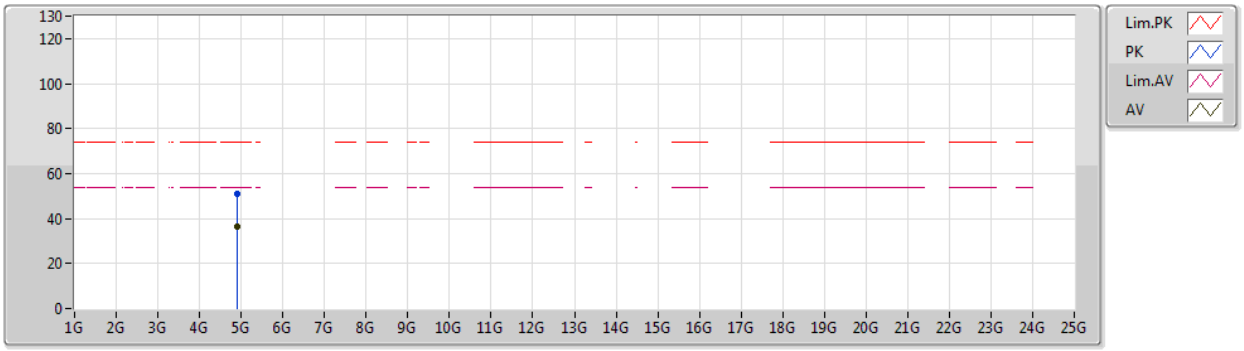

Type	Freq	Level	Limit	Margin	Factor	Dist	Condition	Azimuth	Height	Comment	Raw	AF	CL	PA
	(Hz)	(dBuV/m)	(dBuV/m)	(dB)	(dB)	(m)		(°)	(m)		(dBuV)	(dB)	(dB)	(dB)
AV	4.90388G	36.29	54.00	-17.71	7.70	3	Horizontal	13	1.80	-	28.59	31.21	5.85	29.36
PK	4.904G	50.87	74.00	-23.13	7.70	3	Horizontal	13	1.80	-	43.17	31.21	5.85	29.36

Summary

Mode	Result	Type	Freq (Hz)	Level (dBuV/m)	Limit (dBuV/m)	Margin (dB)	Dist (m)	Condition	Azimuth (°)	Height (m)	Comments
2.4-2.4835GHz	-	-	-	-	-	-	-	-	-	-	-
802.11ax HEW40-BF_Nss1,(MCS0)_2TX	Pass	QP	99.84M	41.47	43.50	-2.03	3	Horizontal	151	1.93	-

Result

Mode	Result	Type	Freq (Hz)	Level (dBuV/m)	Limit (dBuV/m)	Margin (dB)	Dist (m)	Condition	Azimuth (°)	Height (m)	Comments
802.11ax HEW40-BF_Nss1,(MCS0)_2TX	-	-	-	-	-	-	-	-	-	-	-
2437MHz	Pass	PK	142.52M	37.54	43.50	-5.96	3	Vertical	0	1.00	-
2437MHz	Pass	PK	247.28M	41.07	46.00	-4.93	3	Vertical	0	1.00	-
2437MHz	Pass	PK	412.18M	40.84	46.00	-5.16	3	Vertical	0	1.00	-
2437MHz	Pass	PK	538.28M	40.15	46.00	-5.85	3	Vertical	0	1.00	-
2437MHz	Pass	PK	586.78M	39.90	46.00	-6.10	3	Vertical	0	1.00	-
2437MHz	Pass	QP	99.84M	41.01	43.50	-2.49	3	Vertical	56	1.83	-
2437MHz	Pass	PK	249.22M	42.29	46.00	-3.71	3	Horizontal	360	1.00	-
2437MHz	Pass	PK	462.62M	36.84	46.00	-9.16	3	Horizontal	360	1.00	-
2437MHz	Pass	PK	487.84M	40.30	46.00	-5.70	3	Horizontal	360	1.00	-
2437MHz	Pass	PK	538.28M	42.53	46.00	-3.47	3	Horizontal	360	1.00	-
2437MHz	Pass	PK	563.5M	40.92	46.00	-5.08	3	Horizontal	360	1.00	-
2437MHz	Pass	QP	99.84M	41.47	43.50	-2.03	3	Horizontal	151	1.93	-

802.11ax HEW40-BF_Nss1,(MCS0)_2TX

2437MHz_PoE

15/10/2019

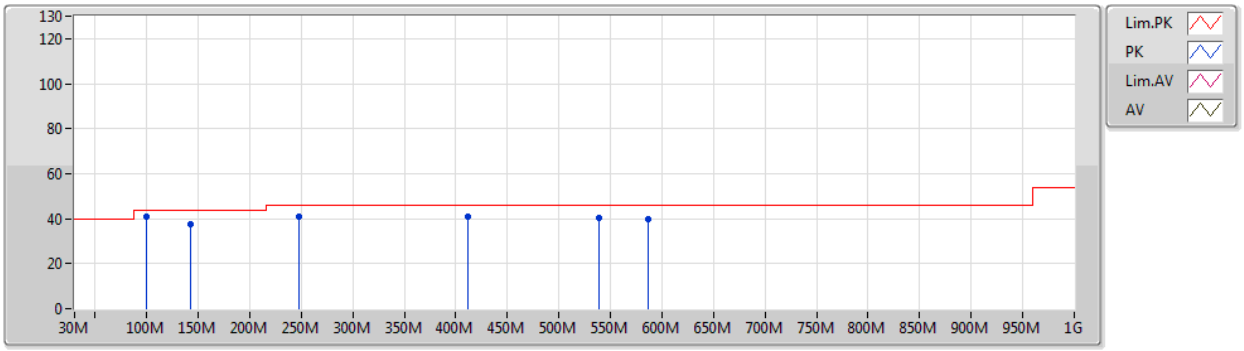

Type	Freq	Level	Limit	Margin	Factor	Dist	Condition	Azimuth	Height	Comment	Raw	AF	CL	PA
	(Hz)	(dBuV/m)	(dBuV/m)	(dB)	(dB)	(m)		(°)	(m)		(dBuV)	(dB)	(dB)	(dB)
PK	142.52M	37.54	43.50	-5.96	-19.21	3	Vertical	0	1.00	-	56.75	16.43	0.96	36.60
PK	247.28M	41.07	46.00	-4.93	-17.85	3	Vertical	0	1.00	-	58.92	17.29	1.28	36.42
PK	412.18M	40.84	46.00	-5.16	-13.65	3	Vertical	0	1.00	-	54.49	21.31	1.71	36.67
PK	538.28M	40.15	46.00	-5.85	-11.81	3	Vertical	0	1.00	-	51.96	23.24	1.98	37.03
PK	586.78M	39.90	46.00	-6.10	-10.57	3	Vertical	0	1.00	-	50.47	24.54	2.07	37.18
QP	99.84M	41.01	43.50	-2.49	-20.95	3	Vertical	56	1.83	-	61.96	15.02	0.81	36.78

802.11ax HEW40-BF_Nss1,(MCS0)_2TX

2437MHz_PoE

15/10/2019

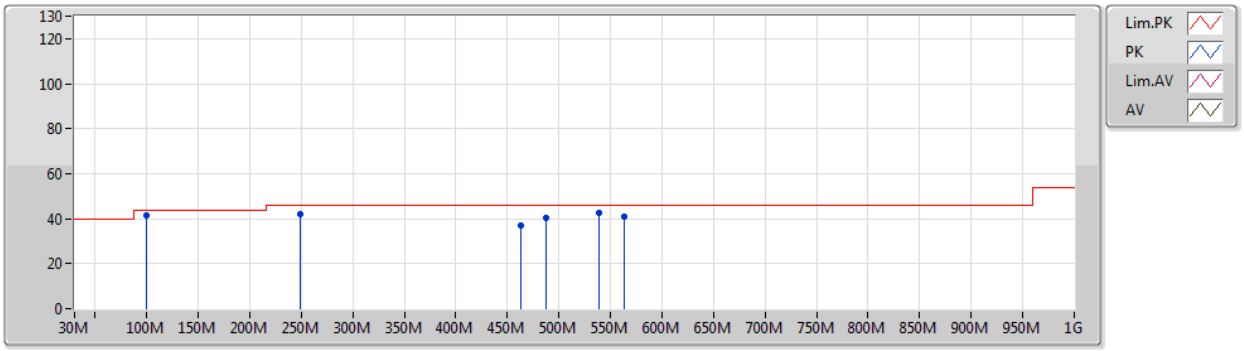

Type	Freq	Level	Limit	Margin	Factor	Dist	Condition	Azimuth	Height	Comment	Raw	AF	CL	PA
	(Hz)	(dBuV/m)	(dBuV/m)	(dB)	(dB)	(m)		(°)	(m)		(dBuV)	(dB)	(dB)	(dB)
PK	249.22M	42.29	46.00	-3.71	-17.58	3	Horizontal	360	1.00	-	59.87	17.55	1.29	36.42
PK	462.62M	36.84	46.00	-9.16	-12.55	3	Horizontal	360	1.00	-	49.39	22.42	1.84	36.81
PK	487.84M	40.30	46.00	-5.70	-12.22	3	Horizontal	360	1.00	-	52.52	22.79	1.87	36.88
PK	538.28M	42.53	46.00	-3.47	-11.81	3	Horizontal	360	1.00	-	54.34	23.24	1.98	37.03
PK	563.5M	40.92	46.00	-5.08	-10.00	3	Horizontal	360	1.00	-	50.92	25.07	2.04	37.11
QP	99.84M	41.47	43.50	-2.03	-20.95	3	Horizontal	151	1.93	-	62.42	15.02	0.81	36.78

Summary

Mode	Result	Type	Freq (Hz)	Level (dBuV/m)	Limit (dBuV/m)	Margin (dB)	Dist (m)	Condition	Azimuth (°)	Height (m)	Comments
2.4-2.4835GHz	-	-	-	-	-	-	-	-	-	-	-
802.11ax HEW20-BF_Nss1,(MCS0)_2TX	Pass	PK	2.4835G	73.83	74.00	-0.17	3	Horizontal	360	1.56	-
802.11ax HEW40-BF_Nss1,(MCS0)_2TX	Pass	AV	2.3898G	53.81	54.00	-0.19	3	Horizontal	0	1.86	-

Result

Mode	Result	Type	Freq (Hz)	Level (dBuV/m)	Limit (dBuV/m)	Margin (dB)	Dist (m)	Condition	Azimuth (°)	Height (m)	Comments
802.11ax HEW20-BF_Nss1,(MCS0)_2TX	-	-	-	-	-	-	-	-	-	-	-
2412MHz	Pass	AV	2.389G	47.92	54.00	-6.08	3	Vertical	303	1.98	-
2412MHz	Pass	AV	2.4178G	90.31	Inf	-Inf	3	Vertical	303	1.98	-
2412MHz	Pass	PK	2.3766G	59.74	74.00	-14.26	3	Vertical	303	1.98	-
2412MHz	Pass	PK	2.4166G	101.91	Inf	-Inf	3	Vertical	303	1.98	-
2412MHz	Pass	AV	2.39G	53.82	54.00	-0.18	3	Horizontal	339	1.45	-
2412MHz	Pass	AV	2.411G	107.82	Inf	-Inf	3	Horizontal	339	1.45	-
2412MHz	Pass	PK	2.39G	71.84	74.00	-2.16	3	Horizontal	339	1.45	-
2412MHz	Pass	PK	2.4112G	118.18	Inf	-Inf	3	Horizontal	339	1.45	-
2412MHz	Pass	AV	3.618G	51.63	54.00	-2.37	3	Vertical	24	1.54	-
2412MHz	Pass	AV	4.82424G	38.24	54.00	-15.76	3	Vertical	360	1.67	-
2412MHz	Pass	PK	3.61806G	53.86	74.00	-20.14	3	Vertical	24	1.54	-
2412MHz	Pass	PK	4.82394G	50.84	74.00	-23.16	3	Vertical	360	1.67	-
2412MHz	Pass	AV	3.61796G	49.92	54.00	-4.08	3	Horizontal	17	1.38	-
2412MHz	Pass	AV	4.82346G	36.46	54.00	-17.54	3	Horizontal	300	1.74	-
2412MHz	Pass	PK	3.61797G	52.58	74.00	-21.42	3	Horizontal	17	1.38	-
2412MHz	Pass	PK	4.82196G	48.33	74.00	-25.67	3	Horizontal	300	1.74	-
2417MHz	Pass	AV	2.3884G	47.92	54.00	-6.08	3	Vertical	302	1.30	-
2417MHz	Pass	AV	2.4148G	96.53	Inf	-Inf	3	Vertical	302	1.30	-
2417MHz	Pass	PK	2.3822G	60.02	74.00	-13.98	3	Vertical	302	1.30	-
2417MHz	Pass	PK	2.4144G	108.01	Inf	-Inf	3	Vertical	302	1.30	-
2417MHz	Pass	AV	2.3898G	53.81	54.00	-0.19	3	Horizontal	337	1.49	-
2417MHz	Pass	AV	2.408G	112.57	Inf	-Inf	3	Horizontal	337	1.49	-
2417MHz	Pass	PK	2.3884G	69.82	74.00	-4.18	3	Horizontal	337	1.49	-
2417MHz	Pass	PK	2.4102G	124.38	Inf	-Inf	3	Horizontal	337	1.49	-
2437MHz	Pass	AV	2.3886G	47.93	54.00	-6.07	3	Vertical	314	2.91	-
2437MHz	Pass	AV	2.4418G	94.46	Inf	-Inf	3	Vertical	314	2.91	-
2437MHz	Pass	AV	2.4846G	48.49	54.00	-5.51	3	Vertical	314	2.91	-
2437MHz	Pass	PK	2.3898G	59.66	74.00	-14.34	3	Vertical	314	2.91	-
2437MHz	Pass	PK	2.4306G	105.55	Inf	-Inf	3	Vertical	314	2.91	-
2437MHz	Pass	PK	2.4838G	60.82	74.00	-13.18	3	Vertical	314	2.91	-
2437MHz	Pass	AV	2.3886G	53.09	54.00	-0.91	3	Horizontal	7	1.50	-
2437MHz	Pass	AV	2.445G	110.92	Inf	-Inf	3	Horizontal	7	1.50	-
2437MHz	Pass	AV	2.4846G	52.88	54.00	-1.12	3	Horizontal	7	1.50	-
2437MHz	Pass	PK	2.3898G	68.97	74.00	-5.03	3	Horizontal	7	1.50	-
2437MHz	Pass	PK	2.4454G	122.75	Inf	-Inf	3	Horizontal	7	1.50	-
2437MHz	Pass	PK	2.4874G	72.04	74.00	-1.96	3	Horizontal	7	1.50	-
2437MHz	Pass	AV	3.65549G	50.65	54.00	-3.35	3	Vertical	21	1.58	-
2437MHz	Pass	AV	4.862G	40.59	54.00	-13.41	3	Vertical	347	1.97	-
2437MHz	Pass	AV	7.30134G	41.88	54.00	-12.12	3	Vertical	360	1.73	-
2437MHz	Pass	PK	3.65551G	53.09	74.00	-20.91	3	Vertical	21	1.58	-
2437MHz	Pass	PK	4.8626G	52.36	74.00	-21.64	3	Vertical	347	1.97	-
2437MHz	Pass	PK	7.29654G	54.46	74.00	-19.54	3	Vertical	360	1.73	-
2437MHz	Pass	AV	3.65552G	51.82	54.00	-2.18	3	Horizontal	19	1.36	-
2437MHz	Pass	AV	4.88876G	38.58	54.00	-15.42	3	Horizontal	15	1.49	-
2437MHz	Pass	AV	7.30224G	45.39	54.00	-8.61	3	Horizontal	309	1.61	-
2437MHz	Pass	PK	3.65562G	54.04	74.00	-19.96	3	Horizontal	19	1.36	-
2437MHz	Pass	PK	4.88822G	49.86	74.00	-24.14	3	Horizontal	15	1.49	-

Level (dBuV/m) = Raw(Read Level) + AF(Antenna Factor) + CL(Cable Loss) - PA(Preamp Factor)

Mode	Result	Type	Freq (Hz)	Level (dBuV/m)	Limit (dBuV/m)	Margin (dB)	Dist (m)	Condition	Azimuth (°)	Height (m)	Comments
2437MHz	Pass	PK	7.29792G	62.32	74.00	-11.68	3	Horizontal	309	1.61	-
2457MHz	Pass	AV	2.4546G	96.54	Inf	-Inf	3	Vertical	306	1.63	-
2457MHz	Pass	AV	2.4854G	48.76	54.00	-5.24	3	Vertical	306	1.63	-
2457MHz	Pass	PK	2.4654G	108.38	Inf	-Inf	3	Vertical	306	1.63	-
2457MHz	Pass	PK	2.4842G	63.93	74.00	-10.07	3	Vertical	306	1.63	-
2457MHz	Pass	AV	2.4562G	110.45	Inf	-Inf	3	Horizontal	360	1.56	-
2457MHz	Pass	AV	2.4852G	53.51	54.00	-0.49	3	Horizontal	360	1.56	-
2457MHz	Pass	PK	2.456G	121.61	Inf	-Inf	3	Horizontal	360	1.56	-
2457MHz	Pass	PK	2.4835G	73.83	74.00	-0.17	3	Horizontal	360	1.56	-
2462MHz	Pass	AV	2.455G	93.01	Inf	-Inf	3	Vertical	304	1.60	-
2462MHz	Pass	AV	2.4954G	48.49	54.00	-5.51	3	Vertical	304	1.60	-
2462MHz	Pass	PK	2.4552G	105.27	Inf	-Inf	3	Vertical	304	1.60	-
2462MHz	Pass	PK	2.4942G	60.49	74.00	-13.51	3	Vertical	304	1.60	-
2462MHz	Pass	AV	2.471G	106.97	Inf	-Inf	3	Horizontal	356	1.70	-
2462MHz	Pass	AV	2.4846G	53.36	54.00	-0.64	3	Horizontal	356	1.70	-
2462MHz	Pass	PK	2.4704G	119.38	Inf	-Inf	3	Horizontal	356	1.70	-
2462MHz	Pass	PK	2.4842G	67.72	74.00	-6.28	3	Horizontal	356	1.70	-
2462MHz	Pass	AV	3.79996G	36.71	54.00	-17.29	3	Vertical	0	1.50	-
2462MHz	Pass	AV	4.92436G	38.35	54.00	-15.65	3	Vertical	26	1.62	-
2462MHz	Pass	AV	7.37448G	39.67	54.00	-14.33	3	Vertical	247	1.50	-
2462MHz	Pass	PK	3.79989G	45.63	74.00	-28.37	3	Vertical	0	1.50	-
2462MHz	Pass	PK	4.92742G	49.63	74.00	-24.37	3	Vertical	26	1.62	-
2462MHz	Pass	PK	7.37736G	51.81	74.00	-22.19	3	Vertical	247	1.50	-
2462MHz	Pass	AV	3.79999G	35.01	54.00	-18.99	3	Horizontal	12	1.66	-
2462MHz	Pass	AV	4.92766G	36.92	54.00	-17.08	3	Horizontal	357	1.50	-
2462MHz	Pass	AV	7.38636G	40.07	54.00	-13.93	3	Horizontal	12	1.79	-
2462MHz	Pass	PK	3.7999G	45.78	74.00	-28.22	3	Horizontal	12	1.66	-
2462MHz	Pass	PK	4.927G	50.06	74.00	-23.94	3	Horizontal	357	1.50	-
2462MHz	Pass	PK	7.37658G	54.53	74.00	-19.47	3	Horizontal	12	1.79	-
802.11ax HEW40-BF_Nss1,(MCS0)_2TX	-	-	-	-	-	-	-	-	-	-	-
2422MHz	Pass	AV	2.34G	48.09	54.00	-5.91	3	Vertical	304	1.28	-
2422MHz	Pass	AV	2.4192G	91.73	Inf	-Inf	3	Vertical	304	1.28	-
2422MHz	Pass	AV	2.486G	48.22	54.00	-5.78	3	Vertical	304	1.28	-
2422MHz	Pass	PK	2.3232G	60.07	74.00	-13.93	3	Vertical	304	1.28	-
2422MHz	Pass	PK	2.4148G	100.05	Inf	-Inf	3	Vertical	304	1.28	-
2422MHz	Pass	PK	2.4852G	60.70	74.00	-13.30	3	Vertical	304	1.28	-
2422MHz	Pass	AV	2.3896G	53.67	54.00	-0.33	3	Horizontal	360	1.85	-
2422MHz	Pass	AV	2.4184G	105.63	Inf	-Inf	3	Horizontal	360	1.85	-
2422MHz	Pass	AV	2.4844G	50.21	54.00	-3.79	3	Horizontal	360	1.85	-
2422MHz	Pass	PK	2.3876G	68.52	74.00	-5.48	3	Horizontal	360	1.85	-
2422MHz	Pass	PK	2.412G	113.57	Inf	-Inf	3	Horizontal	360	1.85	-
2422MHz	Pass	PK	2.488G	61.27	74.00	-12.73	3	Horizontal	360	1.85	-
2422MHz	Pass	AV	3.633G	50.86	54.00	-3.14	3	Vertical	26	1.50	-
2422MHz	Pass	AV	4.83404G	36.80	54.00	-17.20	3	Vertical	0	1.94	-
2422MHz	Pass	AV	7.27248G	41.87	54.00	-12.13	3	Vertical	185	2.30	-
2422MHz	Pass	PK	3.63301G	54.51	74.00	-19.49	3	Vertical	26	1.50	-
2422MHz	Pass	PK	4.83218G	49.58	74.00	-24.42	3	Vertical	0	1.94	-
2422MHz	Pass	PK	7.27992G	53.95	74.00	-20.05	3	Vertical	185	2.30	-
2422MHz	Pass	AV	3.633G	50.01	54.00	-3.99	3	Horizontal	28	1.29	-

Remark :

Level (dBuV/m) = Raw(Read Level) + AF(Antenna Factor) + CL(Cable Loss) - PA(Preamp Factor)

Mode	Result	Type	Freq (Hz)	Level (dBuV/m)	Limit (dBuV/m)	Margin (dB)	Dist (m)	Condition	Azimuth (°)	Height (m)	Comments
2422MHz	Pass	AV	4.83002G	36.43	54.00	-17.57	3	Horizontal	33	1.50	-
2422MHz	Pass	AV	7.27494G	41.73	54.00	-12.27	3	Horizontal	60	1.30	-
2422MHz	Pass	PK	3.63291G	53.80	74.00	-20.20	3	Horizontal	28	1.29	-
2422MHz	Pass	PK	4.83506G	49.98	74.00	-24.02	3	Horizontal	33	1.50	-
2422MHz	Pass	PK	7.26048G	54.89	74.00	-19.11	3	Horizontal	60	1.30	-
2427MHz	Pass	AV	2.3274G	47.95	54.00	-6.05	3	Vertical	309	1.50	-
2427MHz	Pass	AV	2.413G	85.11	Inf	-Inf	3	Vertical	309	1.50	-
2427MHz	Pass	AV	2.4854G	48.22	54.00	-5.78	3	Vertical	309	1.50	-
2427MHz	Pass	PK	2.3806G	59.54	74.00	-14.46	3	Vertical	309	1.50	-
2427MHz	Pass	PK	2.4202G	98.41	Inf	-Inf	3	Vertical	309	1.50	-
2427MHz	Pass	PK	2.4842G	59.72	74.00	-14.28	3	Vertical	309	1.50	-
2427MHz	Pass	AV	2.3898G	53.81	54.00	-0.19	3	Horizontal	0	1.86	-
2427MHz	Pass	AV	2.4234G	105.73	Inf	-Inf	3	Horizontal	0	1.86	-
2427MHz	Pass	AV	2.4886G	50.21	54.00	-3.79	3	Horizontal	0	1.86	-
2427MHz	Pass	PK	2.3886G	70.39	74.00	-3.61	3	Horizontal	0	1.86	-
2427MHz	Pass	PK	2.4238G	113.99	Inf	-Inf	3	Horizontal	0	1.86	-
2427MHz	Pass	PK	2.4835G	62.42	74.00	-11.58	3	Horizontal	0	1.86	-
2437MHz	Pass	AV	2.3474G	48.01	54.00	-5.99	3	Vertical	305	2.73	-
2437MHz	Pass	AV	2.4222G	91.61	Inf	-Inf	3	Vertical	305	2.73	-
2437MHz	Pass	AV	2.4842G	48.22	54.00	-5.78	3	Vertical	305	2.73	-
2437MHz	Pass	PK	2.3898G	60.33	74.00	-13.67	3	Vertical	305	2.73	-
2437MHz	Pass	PK	2.4314G	101.06	Inf	-Inf	3	Vertical	305	2.73	-
2437MHz	Pass	PK	2.4966G	60.15	74.00	-13.85	3	Vertical	305	2.73	-
2437MHz	Pass	AV	2.3894G	53.53	54.00	-0.47	3	Horizontal	360	2.12	-
2437MHz	Pass	AV	2.4346G	106.19	Inf	-Inf	3	Horizontal	360	2.12	-
2437MHz	Pass	AV	2.4835G	53.19	54.00	-0.81	3	Horizontal	360	2.12	-
2437MHz	Pass	PK	2.3894G	67.64	74.00	-6.36	3	Horizontal	360	2.12	-
2437MHz	Pass	PK	2.4486G	112.14	Inf	-Inf	3	Horizontal	360	2.12	-
2437MHz	Pass	PK	2.493G	68.06	74.00	-5.94	3	Horizontal	360	2.12	-
2437MHz	Pass	AV	3.65552G	51.26	54.00	-2.74	3	Vertical	26	1.50	-
2437MHz	Pass	AV	4.87346G	36.19	54.00	-17.81	3	Vertical	30	1.54	-
2437MHz	Pass	AV	7.308G	41.80	54.00	-12.20	3	Vertical	75	1.50	-
2437MHz	Pass	PK	3.65552G	54.84	74.00	-19.16	3	Vertical	26	1.50	-
2437MHz	Pass	PK	4.86908G	48.90	74.00	-25.10	3	Vertical	30	1.54	-
2437MHz	Pass	PK	7.31472G	54.63	74.00	-19.37	3	Vertical	75	1.50	-
2437MHz	Pass	AV	3.6555G	50.71	54.00	-3.29	3	Horizontal	14	1.49	-
2437MHz	Pass	AV	4.88744G	36.20	54.00	-17.80	3	Horizontal	293	1.75	-
2437MHz	Pass	AV	7.32174G	41.86	54.00	-12.14	3	Horizontal	4	1.50	-
2437MHz	Pass	PK	3.65551G	54.47	74.00	-19.53	3	Horizontal	14	1.49	-
2437MHz	Pass	PK	4.87394G	50.58	74.00	-23.42	3	Horizontal	293	1.75	-
2437MHz	Pass	PK	7.3152G	55.12	74.00	-18.88	3	Horizontal	4	1.50	-
2447MHz	Pass	AV	2.3474G	47.73	54.00	-6.27	3	Vertical	309	1.71	-
2447MHz	Pass	AV	2.4426G	89.72	Inf	-Inf	3	Vertical	309	1.71	-
2447MHz	Pass	AV	2.4842G	48.22	54.00	-5.78	3	Vertical	309	1.71	-
2447MHz	Pass	PK	2.3858G	59.48	74.00	-14.52	3	Vertical	309	1.71	-
2447MHz	Pass	PK	2.4382G	98.46	Inf	-Inf	3	Vertical	309	1.71	-
2447MHz	Pass	PK	2.487G	59.42	74.00	-14.58	3	Vertical	309	1.71	-
2447MHz	Pass	AV	2.3886G	50.08	54.00	-3.92	3	Horizontal	0	1.99	-
2447MHz	Pass	AV	2.465G	102.48	Inf	-Inf	3	Horizontal	0	1.99	-

Remark :

Level (dBuV/m) = Raw(Read Level) + AF(Antenna Factor) + CL(Cable Loss) - PA(Preamp Factor)

Mode	Result	Type	Freq (Hz)	Level (dBuV/m)	Limit (dBuV/m)	Margin (dB)	Dist (m)	Condition	Azimuth (°)	Height (m)	Comments
2447MHz	Pass	AV	2.4846G	53.81	54.00	-0.19	3	Horizontal	0	1.99	-
2447MHz	Pass	PK	2.3878G	62.06	74.00	-11.94	3	Horizontal	0	1.99	-
2447MHz	Pass	PK	2.4642G	113.53	Inf	-Inf	3	Horizontal	0	1.99	-
2447MHz	Pass	PK	2.487G	67.05	74.00	-6.95	3	Horizontal	0	1.99	-
2452MHz	Pass	AV	2.352G	47.67	54.00	-6.33	3	Vertical	304	2.68	-
2452MHz	Pass	AV	2.4488G	85.84	Inf	-Inf	3	Vertical	304	2.68	-
2452MHz	Pass	AV	2.4896G	48.49	54.00	-5.51	3	Vertical	304	2.68	-
2452MHz	Pass	PK	2.3688G	59.53	74.00	-14.47	3	Vertical	304	2.68	-
2452MHz	Pass	PK	2.4468G	98.02	Inf	-Inf	3	Vertical	304	2.68	-
2452MHz	Pass	PK	2.4984G	60.07	74.00	-13.93	3	Vertical	304	2.68	-
2452MHz	Pass	AV	2.39G	49.43	54.00	-4.57	3	Horizontal	360	2.04	-
2452MHz	Pass	AV	2.4364G	103.17	Inf	-Inf	3	Horizontal	360	2.04	-
2452MHz	Pass	AV	2.4835G	53.34	54.00	-0.66	3	Horizontal	360	2.04	-
2452MHz	Pass	PK	2.39G	61.54	74.00	-12.46	3	Horizontal	360	2.04	-
2452MHz	Pass	PK	2.4644G	112.21	Inf	-Inf	3	Horizontal	360	2.04	-
2452MHz	Pass	PK	2.488G	65.08	74.00	-8.92	3	Horizontal	360	2.04	-
2452MHz	Pass	AV	4.9187G	35.53	54.00	-18.47	3	Vertical	290	2.81	-
2452MHz	Pass	AV	7.34512G	41.55	54.00	-12.45	3	Vertical	34	2.55	-
2452MHz	Pass	PK	4.90086G	48.69	74.00	-25.31	3	Vertical	290	2.81	-
2452MHz	Pass	PK	7.34718G	54.14	74.00	-19.86	3	Vertical	34	2.55	-
2452MHz	Pass	AV	4.89176G	35.61	54.00	-18.39	3	Horizontal	292	1.79	-
2452MHz	Pass	AV	7.35978G	41.53	54.00	-12.47	3	Horizontal	235	2.08	-
2452MHz	Pass	PK	4.89248G	48.23	74.00	-25.77	3	Horizontal	292	1.79	-
2452MHz	Pass	PK	7.35246G	54.62	74.00	-19.38	3	Horizontal	235	2.08	-

802.11ax HEW20-BF_Nss1,(MCS0)_2TX

2412MHz_TX

14/10/2019

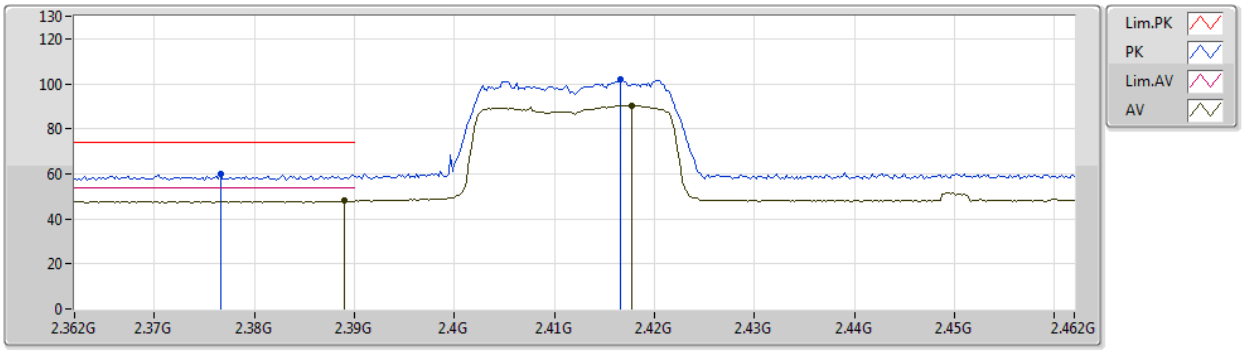

Type	Freq	Level	Limit	Margin	Factor	Dist	Condition	Azimuth	Height	Comment	Raw	AF	CL	PA
	(Hz)	(dBuV/m)	(dBuV/m)	(dB)	(dB)	(m)		(°)	(m)		(dBuV)	(dB)	(dB)	(dB)
AV	2.389G	47.92	54.00	-6.08	31.54	3	Vertical	303	1.98	-	16.38	27.54	4.00	-
AV	2.4178G	90.31	Inf	-Inf	31.48	3	Vertical	303	1.98	-	58.83	27.46	4.02	-
PK	2.3766G	59.74	74.00	-14.26	31.57	3	Vertical	303	1.98	-	28.17	27.59	3.98	-
PK	2.4166G	101.91	Inf	-Inf	31.49	3	Vertical	303	1.98	-	70.42	27.47	4.02	-

802.11ax HEW20-BF_Nss1,(MCS0)_2TX

2412MHz_TX

14/10/2019

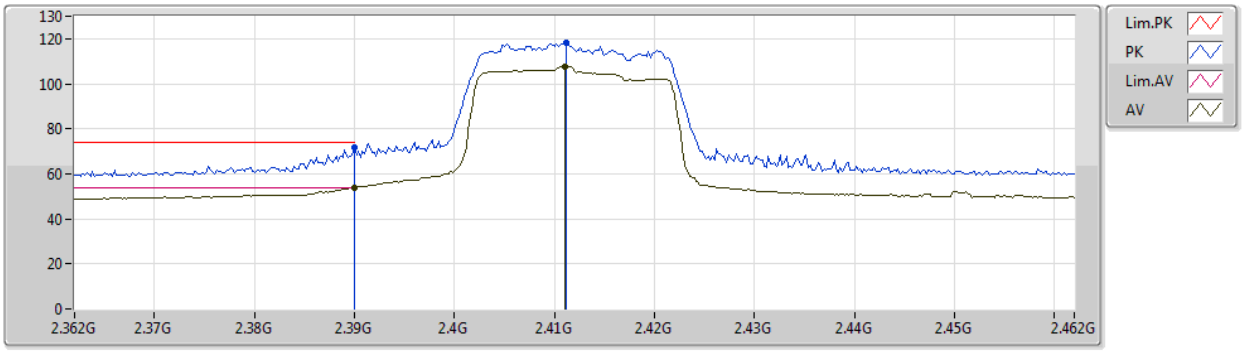

Type	Freq	Level	Limit	Margin	Factor	Dist	Condition	Azimuth	Height	Comment	Raw	AF	CL	PA
	(Hz)	(dBuV/m)	(dBuV/m)	(dB)	(dB)	(m)		(°)	(m)		(dBuV)	(dB)	(dB)	(dB)
AV	2.39G	53.82	54.00	-0.18	31.54	3	Horizontal	339	1.45	-	22.28	27.54	4.00	-
AV	2.411G	107.82	Inf	-Inf	31.50	3	Horizontal	339	1.45	-	76.32	27.48	4.02	-
PK	2.39G	71.84	74.00	-2.16	31.54	3	Horizontal	339	1.45	-	40.30	27.54	4.00	-
PK	2.4112G	118.18	Inf	-Inf	31.50	3	Horizontal	339	1.45	-	86.68	27.48	4.02	-

802.11ax HEW20-BF_Nss1,(MCS0)_2TX

2412MHz_TX

14/10/2019

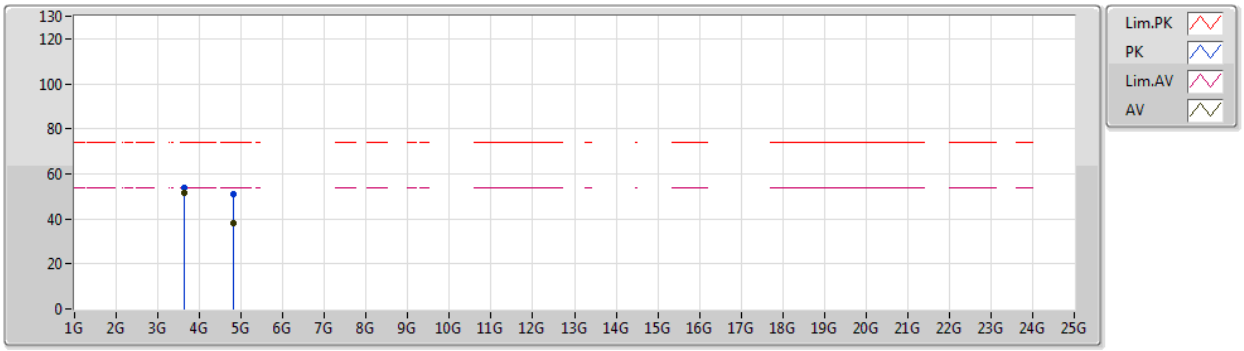

Type	Freq	Level	Limit	Margin	Factor	Dist	Condition	Azimuth	Height	Comment	Raw	AF	CL	PA
	(Hz)	(dBuV/m)	(dBuV/m)	(dB)	(dB)	(m)		(°)	(m)		(dBuV)	(dB)	(dB)	(dB)
AV	3.618G	51.63	54.00	-2.37	4.34	3	Vertical	24	1.54	-	47.29	29.10	4.99	29.75
AV	4.82424G	38.24	54.00	-15.76	7.51	3	Vertical	360	1.67	-	30.73	31.12	5.79	29.40
PK	3.61806G	53.86	74.00	-20.14	4.34	3	Vertical	24	1.54	-	49.52	29.10	4.99	29.75
PK	4.82394G	50.84	74.00	-23.16	7.51	3	Vertical	360	1.67	-	43.33	31.12	5.79	29.40

802.11ax HEW20-BF_Nss1,(MCS0)_2TX

2412MHz_TX

14/10/2019

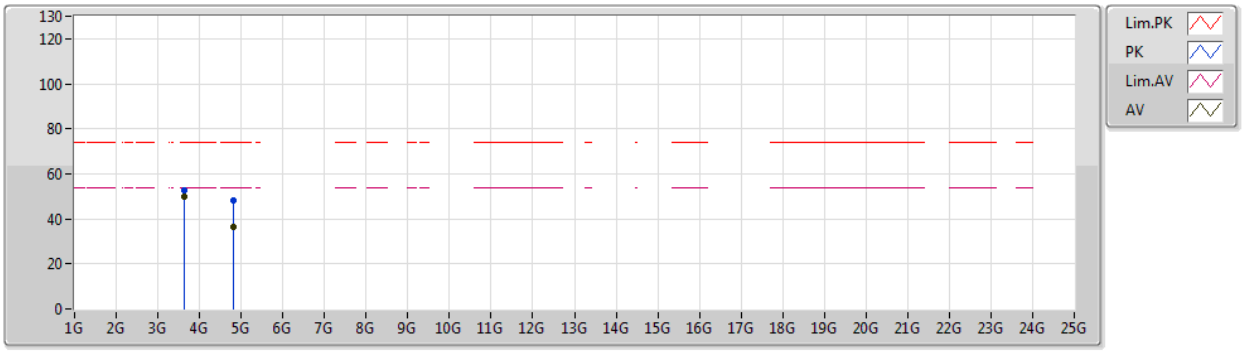

Type	Freq	Level	Limit	Margin	Factor	Dist	Condition	Azimuth	Height	Comment	Raw	AF	CL	PA
	(Hz)	(dBuV/m)	(dBuV/m)	(dB)	(dB)	(m)		(°)	(m)		(dBuV)	(dB)	(dB)	(dB)
AV	3.61796G	49.92	54.00	-4.08	4.34	3	Horizontal	17	1.38	-	45.58	29.10	4.99	29.75
AV	4.82346G	36.46	54.00	-17.54	7.51	3	Horizontal	300	1.74	-	28.95	31.12	5.79	29.40
PK	3.61797G	52.58	74.00	-21.42	4.34	3	Horizontal	17	1.38	-	48.24	29.10	4.99	29.75
PK	4.82196G	48.33	74.00	-25.67	7.51	3	Horizontal	300	1.74	-	40.82	31.12	5.79	29.40

802.11ax HEW20-BF_Nss1,(MCS0)_2TX

2417MHz_TX

14/10/2019

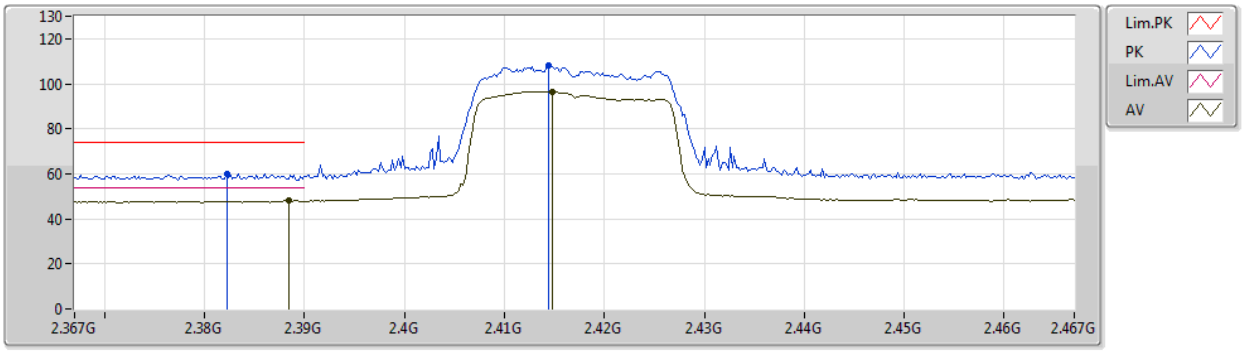

Type	Freq	Level	Limit	Margin	Factor	Dist	Condition	Azimuth	Height	Comment	Raw	AF	CL	PA
	(Hz)	(dBuV/m)	(dBuV/m)	(dB)	(dB)	(m)		(°)	(m)		(dBuV)	(dB)	(dB)	(dB)
AV	2.3884G	47.92	54.00	-6.08	31.55	3	Vertical	302	1.30	-	16.37	27.55	4.00	-
AV	2.4148G	96.53	Inf	-Inf	31.49	3	Vertical	302	1.30	-	65.04	27.47	4.02	-
PK	2.3822G	60.02	74.00	-13.98	31.56	3	Vertical	302	1.30	-	28.46	27.57	3.99	-
PK	2.4144G	108.01	Inf	-Inf	31.49	3	Vertical	302	1.30	-	76.52	27.47	4.02	-

802.11ax HEW20-BF_Nss1,(MCS0)_2TX

2417MHz_TX

14/10/2019

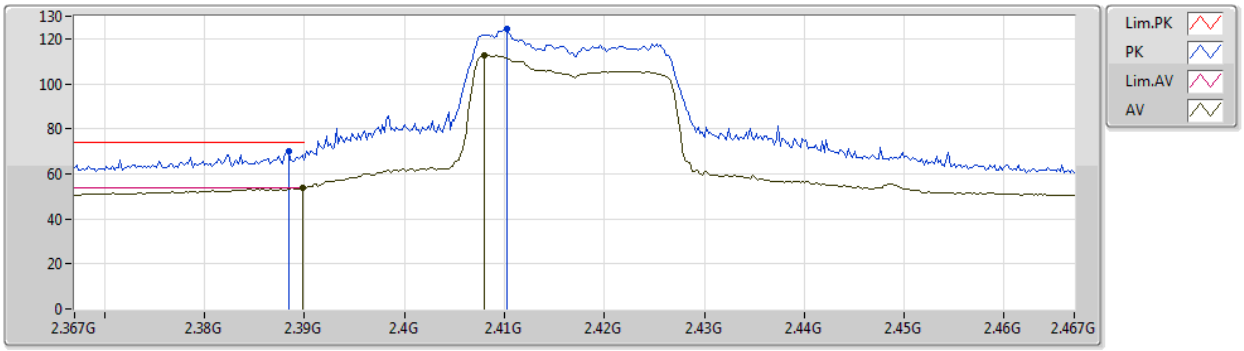

Type	Freq	Level	Limit	Margin	Factor	Dist	Condition	Azimuth	Height	Comment	Raw	AF	CL	PA
	(Hz)	(dBuV/m)	(dBuV/m)	(dB)	(dB)	(m)		(°)	(m)		(dBuV)	(dB)	(dB)	(dB)
AV	2.3898G	53.81	54.00	-0.19	31.54	3	Horizontal	337	1.49	-	22.27	27.54	4.00	-
AV	2.408G	112.57	Inf	-Inf	31.49	3	Horizontal	337	1.49	-	81.08	27.48	4.01	-
PK	2.3884G	69.82	74.00	-4.18	31.55	3	Horizontal	337	1.49	-	38.27	27.55	4.00	-
PK	2.4102G	124.38	Inf	-Inf	31.50	3	Horizontal	337	1.49	-	92.88	27.48	4.02	-

802.11ax HEW20-BF_Nss1,(MCS0)_2TX

2437MHz_TX

14/10/2019

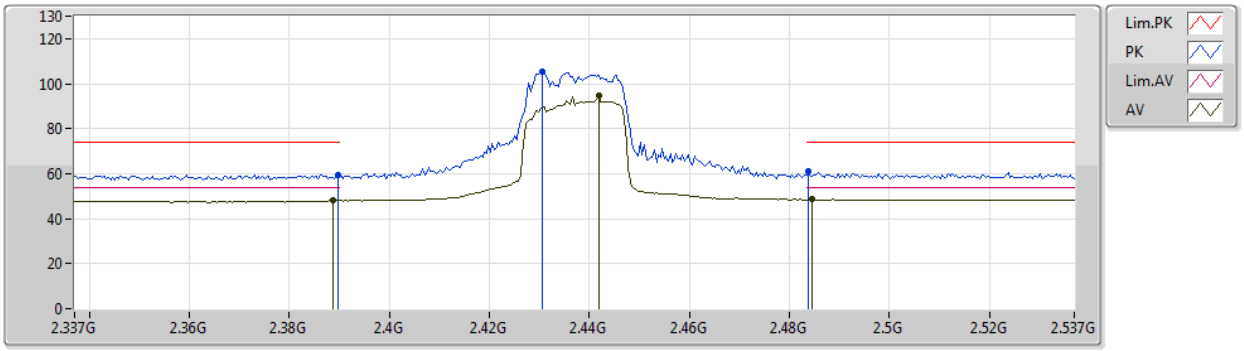

Type	Freq	Level	Limit	Margin	Factor	Dist	Condition	Azimuth	Height	Comment	Raw	AF	CL	PA
	(Hz)	(dBuV/m)	(dBuV/m)	(dB)	(dB)	(m)		(°)	(m)		(dBuV)	(dB)	(dB)	(dB)
AV	2.3886G	47.93	54.00	-6.07	31.55	3	Vertical	314	2.91	-	16.38	27.55	4.00	-
AV	2.4418G	94.46	Inf	-Inf	31.47	3	Vertical	314	2.91	-	62.99	27.42	4.05	-
AV	2.4846G	48.49	54.00	-5.51	31.42	3	Vertical	314	2.91	-	17.07	27.33	4.09	-
PK	2.3898G	59.66	74.00	-14.34	31.54	3	Vertical	314	2.91	-	28.12	27.54	4.00	-
PK	2.4306G	105.55	Inf	-Inf	31.47	3	Vertical	314	2.91	-	74.08	27.44	4.03	-
PK	2.4838G	60.82	74.00	-13.18	31.41	3	Vertical	314	2.91	-	29.41	27.33	4.08	-

802.11ax HEW20-BF_Nss1,(MCS0)_2TX

2437MHz_TX

14/10/2019

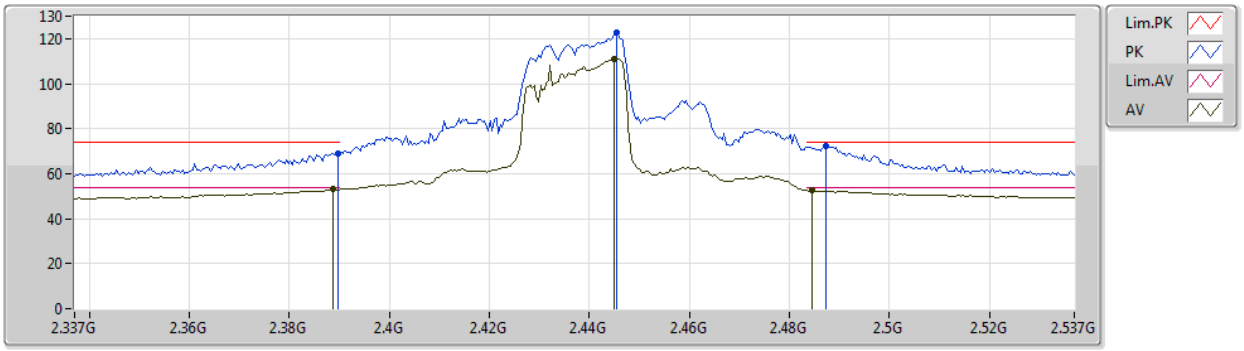

Type	Freq	Level	Limit	Margin	Factor	Dist	Condition	Azimuth	Height	Comment	Raw	AF	CL	PA
	(Hz)	(dBuV/m)	(dBuV/m)	(dB)	(dB)	(m)		(°)	(m)		(dBuV)	(dB)	(dB)	(dB)
AV	2.3886G	53.09	54.00	-0.91	31.55	3	Horizontal	7	1.50	-	21.54	27.55	4.00	-
AV	2.445G	110.92	Inf	-Inf	31.46	3	Horizontal	7	1.50	-	79.46	27.41	4.05	-
AV	2.4846G	52.88	54.00	-1.12	31.42	3	Horizontal	7	1.50	-	21.46	27.33	4.09	-
PK	2.3898G	68.97	74.00	-5.03	31.54	3	Horizontal	7	1.50	-	37.43	27.54	4.00	-
PK	2.4454G	122.75	Inf	-Inf	31.46	3	Horizontal	7	1.50	-	91.29	27.41	4.05	-
PK	2.4874G	72.04	74.00	-1.96	31.42	3	Horizontal	7	1.50	-	40.62	27.33	4.09	-

802.11ax HEW20-BF_Nss1,(MCS0)_2TX

2437MHz_TX

14/10/2019

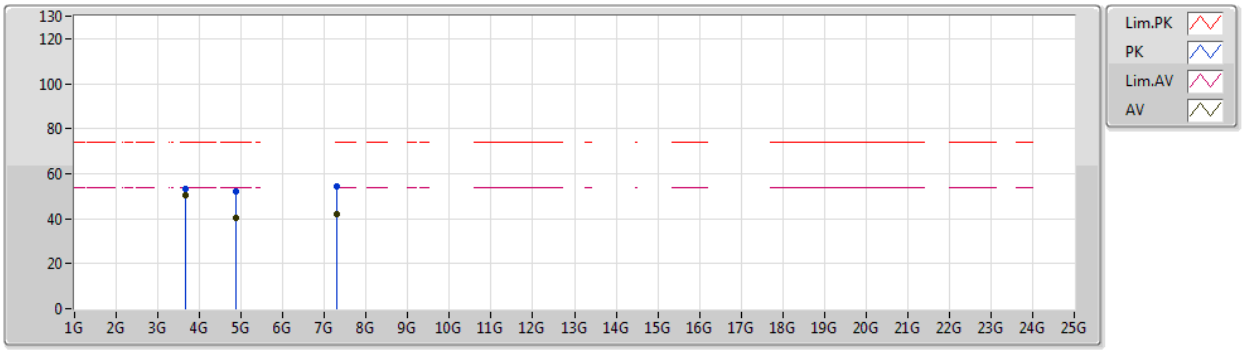

Type	Freq	Level	Limit	Margin	Factor	Dist	Condition	Azimuth	Height	Comment	Raw	AF	CL	PA
	(Hz)	(dBuV/m)	(dBuV/m)	(dB)	(dB)	(m)		(°)	(m)		(dBuV)	(dB)	(dB)	(dB)
AV	3.65549G	50.65	54.00	-3.35	4.39	3	Vertical	21	1.58	-	46.26	29.10	5.02	29.73
AV	4.862G	40.59	54.00	-13.41	7.60	3	Vertical	347	1.97	-	32.99	31.16	5.82	29.38
AV	7.30134G	41.88	54.00	-12.12	13.45	3	Vertical	360	1.73	-	28.43	36.30	7.50	30.35
PK	3.65551G	53.09	74.00	-20.91	4.39	3	Vertical	21	1.58	-	48.70	29.10	5.02	29.73
PK	4.8626G	52.36	74.00	-21.64	7.60	3	Vertical	347	1.97	-	44.76	31.16	5.82	29.38
PK	7.29654G	54.46	74.00	-19.54	13.44	3	Vertical	360	1.73	-	41.02	36.29	7.50	30.35

802.11ax HEW20-BF_Nss1,(MCS0)_2TX

2437MHz_TX

14/10/2019

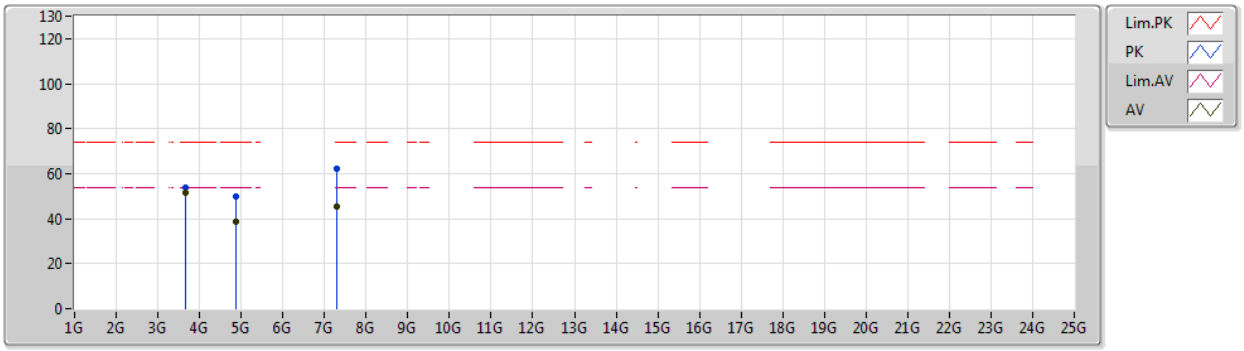

Type	Freq	Level	Limit	Margin	Factor	Dist	Condition	Azimuth	Height	Comment	Raw	AF	CL	PA
	(Hz)	(dBuV/m)	(dBuV/m)	(dB)	(dB)	(m)		(°)	(m)		(dBuV)	(dB)	(dB)	(dB)
AV	3.65552G	51.82	54.00	-2.18	4.39	3	Horizontal	19	1.36	-	47.43	29.10	5.02	29.73
AV	4.88876G	38.58	54.00	-15.42	7.66	3	Horizontal	15	1.49	-	30.92	31.19	5.84	29.37
AV	7.30224G	45.39	54.00	-8.61	13.44	3	Horizontal	309	1.61	-	31.95	36.30	7.49	30.35
PK	3.65562G	54.04	74.00	-19.96	4.39	3	Horizontal	19	1.36	-	49.65	29.10	5.02	29.73
PK	4.88822G	49.86	74.00	-24.14	7.66	3	Horizontal	15	1.49	-	42.20	31.19	5.84	29.37
PK	7.29792G	62.32	74.00	-11.68	13.45	3	Horizontal	309	1.61	-	48.87	36.30	7.50	30.35

802.11ax HEW20-BF_Nss1,(MCS0)_2TX

2457MHz_TX

14/10/2019

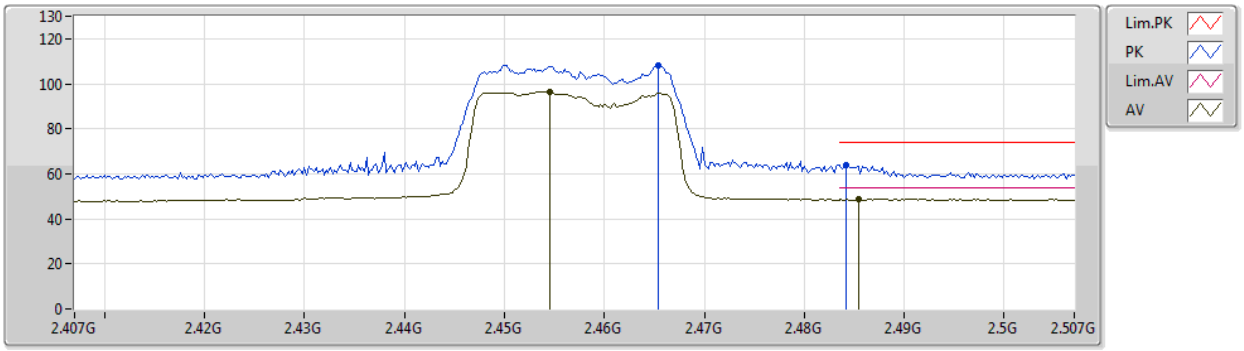

Type	Freq	Level	Limit	Margin	Factor	Dist	Condition	Azimuth	Height	Comment	Raw	AF	CL	PA
	(Hz)	(dBuV/m)	(dBuV/m)	(dB)	(dB)	(m)		(°)	(m)		(dBuV)	(dB)	(dB)	(dB)
AV	2.4546G	96.54	Inf	-Inf	31.45	3	Vertical	306	1.63	-	65.09	27.39	4.06	-
AV	2.4854G	48.76	54.00	-5.24	31.42	3	Vertical	306	1.63	-	17.34	27.33	4.09	-
PK	2.4654G	108.38	Inf	-Inf	31.44	3	Vertical	306	1.63	-	76.94	27.37	4.07	-
PK	2.4842G	63.93	74.00	-10.07	31.42	3	Vertical	306	1.63	-	32.51	27.33	4.09	-

802.11ax HEW20-BF_Nss1,(MCS0)_2TX

2457MHz_TX

14/10/2019

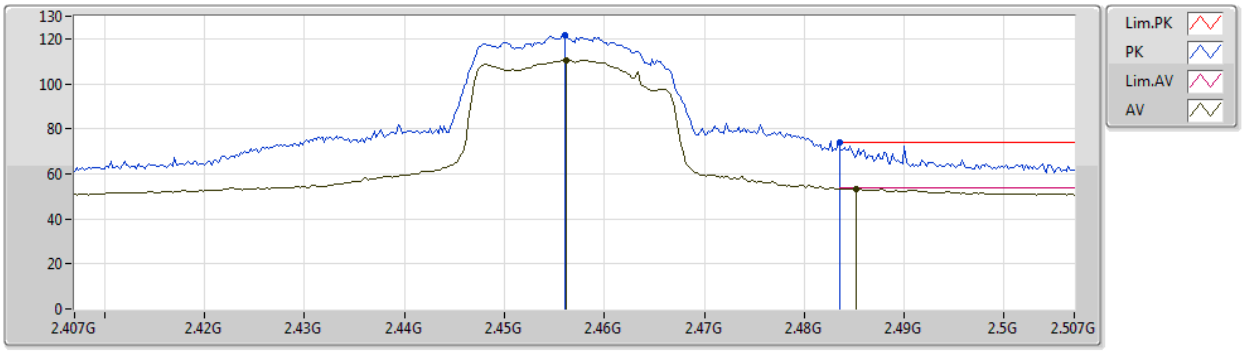

Type	Freq	Level	Limit	Margin	Factor	Dist	Condition	Azimuth	Height	Comment	Raw	AF	CL	PA
	(Hz)	(dBuV/m)	(dBuV/m)	(dB)	(dB)	(m)		(°)	(m)		(dBuV)	(dB)	(dB)	(dB)
AV	2.4562G	110.45	Inf	-Inf	31.45	3	Horizontal	360	1.56	-	79.00	27.39	4.06	-
AV	2.4852G	53.51	54.00	-0.49	31.42	3	Horizontal	360	1.56	-	22.09	27.33	4.09	-
PK	2.456G	121.61	Inf	-Inf	31.45	3	Horizontal	360	1.56	-	90.16	27.39	4.06	-
PK	2.4835G	73.83	74.00	-0.17	31.41	3	Horizontal	360	1.56	-	42.42	27.33	4.08	-

802.11ax HEW20-BF_Nss1,(MCS0)_2TX

2462MHz_TX

14/10/2019

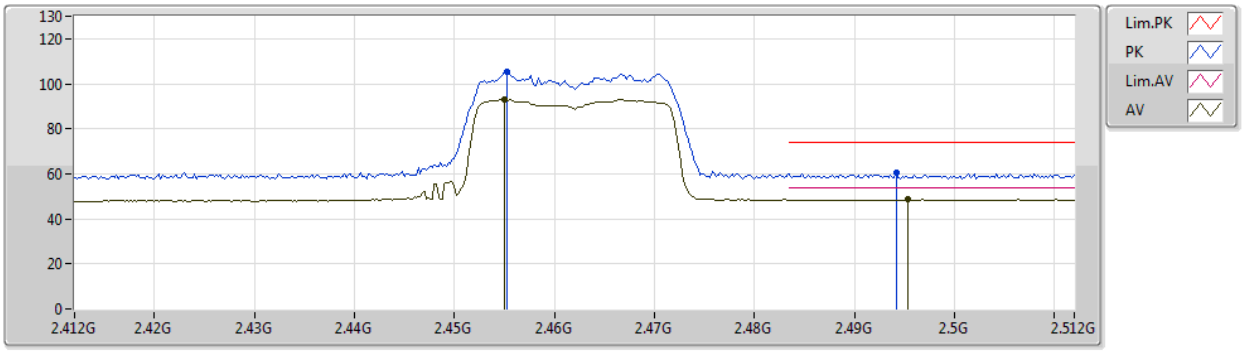

Type	Freq	Level	Limit	Margin	Factor	Dist	Condition	Azimuth	Height	Comment	Raw	AF	CL	PA
	(Hz)	(dBuV/m)	(dBuV/m)	(dB)	(dB)	(m)		(°)	(m)		(dBuV)	(dB)	(dB)	(dB)
AV	2.455G	93.01	Inf	-Inf	31.45	3	Vertical	304	1.60	-	61.56	27.39	4.06	-
AV	2.4954G	48.49	54.00	-5.51	31.41	3	Vertical	304	1.60	-	17.08	27.31	4.10	-
PK	2.4552G	105.27	Inf	-Inf	31.45	3	Vertical	304	1.60	-	73.82	27.39	4.06	-
PK	2.4942G	60.49	74.00	-13.51	31.40	3	Vertical	304	1.60	-	29.09	27.31	4.09	-

802.11ax HEW20-BF_Nss1,(MCS0)_2TX

2462MHz_TX

14/10/2019

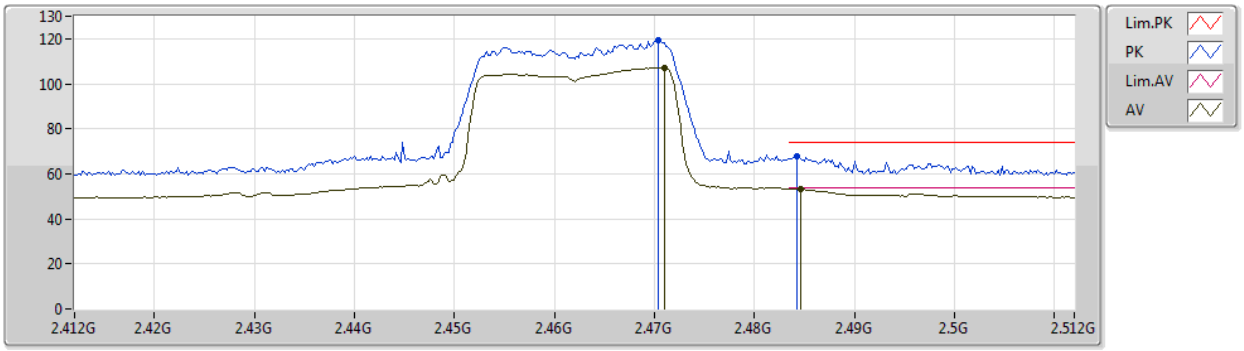

Type	Freq	Level	Limit	Margin	Factor	Dist	Condition	Azimuth	Height	Comment	Raw	AF	CL	PA
	(Hz)	(dBuV/m)	(dBuV/m)	(dB)	(dB)	(m)		(°)	(m)		(dBuV)	(dB)	(dB)	(dB)
AV	2.471G	106.97	Inf	-Inf	31.43	3	Horizontal	356	1.70	-	75.54	27.36	4.07	-
AV	2.4846G	53.36	54.00	-0.64	31.42	3	Horizontal	356	1.70	-	21.94	27.33	4.09	-
PK	2.4704G	119.38	Inf	-Inf	31.43	3	Horizontal	356	1.70	-	87.95	27.36	4.07	-
PK	2.4842G	67.72	74.00	-6.28	31.42	3	Horizontal	356	1.70	-	36.30	27.33	4.09	-

802.11ax HEW20-BF_Nss1,(MCS0)_2TX

2462MHz_TX

14/10/2019

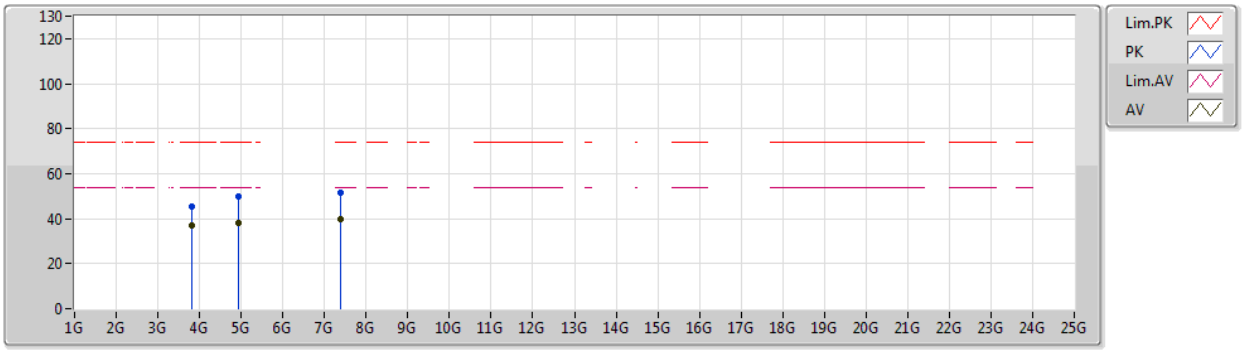

Type	Freq	Level	Limit	Margin	Factor	Dist	Condition	Azimuth	Height	Comment	Raw	AF	CL	PA
	(Hz)	(dBuV/m)	(dBuV/m)	(dB)	(dB)	(m)		(°)	(m)		(dBuV)	(dB)	(dB)	(dB)
AV	3.79996G	36.71	54.00	-17.29	4.76	3	Vertical	0	1.50	-	31.95	29.30	5.13	29.67
AV	4.92436G	38.35	54.00	-15.65	7.79	3	Vertical	26	1.62	-	30.56	31.27	5.87	29.35
AV	7.37448G	39.67	54.00	-14.33	13.18	3	Vertical	247	1.50	-	26.49	36.23	7.36	30.41
PK	3.79989G	45.63	74.00	-28.37	4.76	3	Vertical	0	1.50	-	40.87	29.30	5.13	29.67
PK	4.92742G	49.63	74.00	-24.37	7.80	3	Vertical	26	1.62	-	41.83	31.28	5.87	29.35
PK	7.37736G	51.81	74.00	-22.19	13.17	3	Vertical	247	1.50	-	38.64	36.22	7.36	30.41

802.11ax HEW20-BF_Nss1,(MCS0)_2TX

2462MHz_TX

14/10/2019

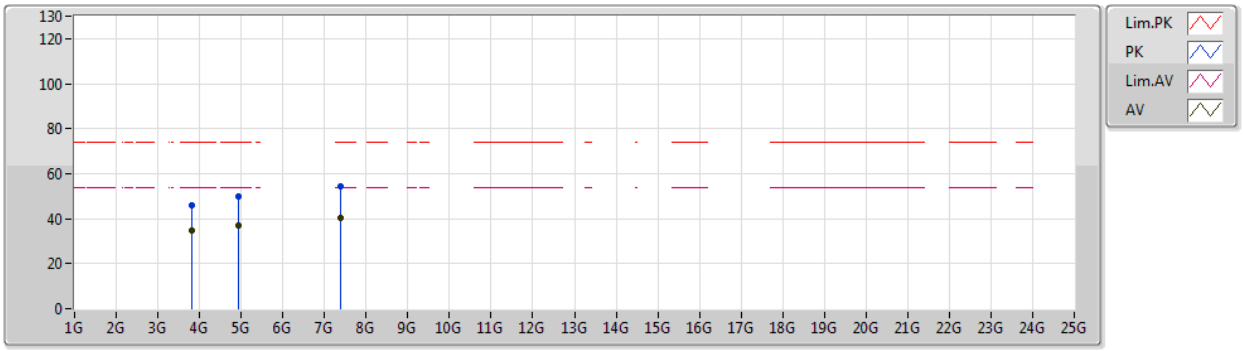

Type	Freq	Level	Limit	Margin	Factor	Dist	Condition	Azimuth	Height	Comment	Raw	AF	CL	PA
	(Hz)	(dBuV/m)	(dBuV/m)	(dB)	(dB)	(m)		(°)	(m)		(dBuV)	(dB)	(dB)	(dB)
AV	3.79999G	35.01	54.00	-18.99	4.76	3	Horizontal	12	1.66	-	30.25	29.30	5.13	29.67
AV	4.92766G	36.92	54.00	-17.08	7.80	3	Horizontal	357	1.50	-	29.12	31.28	5.87	29.35
AV	7.38636G	40.07	54.00	-13.93	13.13	3	Horizontal	12	1.79	-	26.94	36.21	7.34	30.42
PK	3.7999G	45.78	74.00	-28.22	4.76	3	Horizontal	12	1.66	-	41.02	29.30	5.13	29.67
PK	4.927G	50.06	74.00	-23.94	7.80	3	Horizontal	357	1.50	-	42.26	31.28	5.87	29.35
PK	7.37658G	54.53	74.00	-19.47	13.17	3	Horizontal	12	1.79	-	41.36	36.22	7.36	30.41

802.11ax HEW40-BF_Nss1,(MCS0)_2TX

14/10/2019

2422MHz_TX

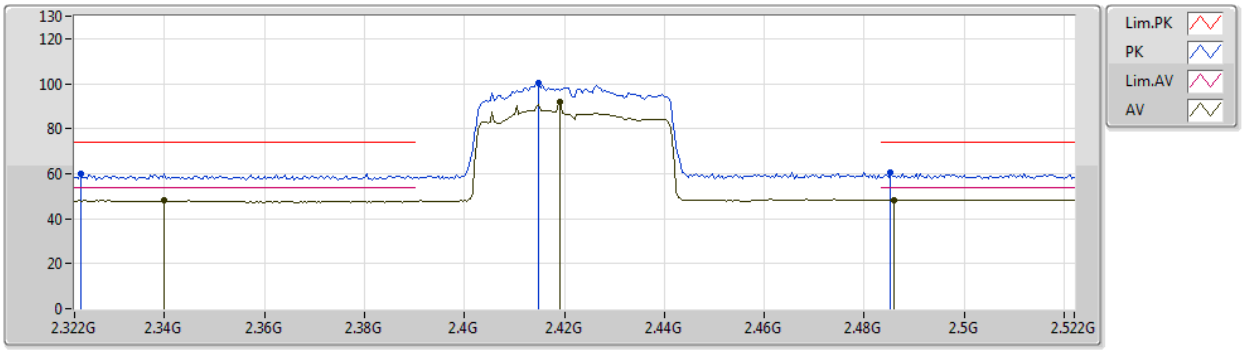

Type	Freq	Level	Limit	Margin	Factor	Dist	Condition	Azimuth	Height	Comment	Raw	AF	CL	PA
	(Hz)	(dBuV/m)	(dBuV/m)	(dB)	(dB)	(m)		(°)	(m)		(dBuV)	(dB)	(dB)	(dB)
AV	2.34G	48.09	54.00	-5.91	31.69	3	Vertical	304	1.28	-	16.40	27.74	3.95	-
AV	2.4192G	91.73	Inf	-Inf	31.48	3	Vertical	304	1.28	-	60.25	27.46	4.02	-
AV	2.486G	48.22	54.00	-5.78	31.42	3	Vertical	304	1.28	-	16.80	27.33	4.09	-
PK	2.3232G	60.07	74.00	-13.93	31.74	3	Vertical	304	1.28	-	28.33	27.81	3.93	-
PK	2.4148G	100.05	Inf	-Inf	31.49	3	Vertical	304	1.28	-	68.56	27.47	4.02	-
PK	2.4852G	60.70	74.00	-13.30	31.42	3	Vertical	304	1.28	-	29.28	27.33	4.09	-

802.11ax HEW40-BF_Nss1,(MCS0)_2TX

2422MHz_TX

14/10/2019

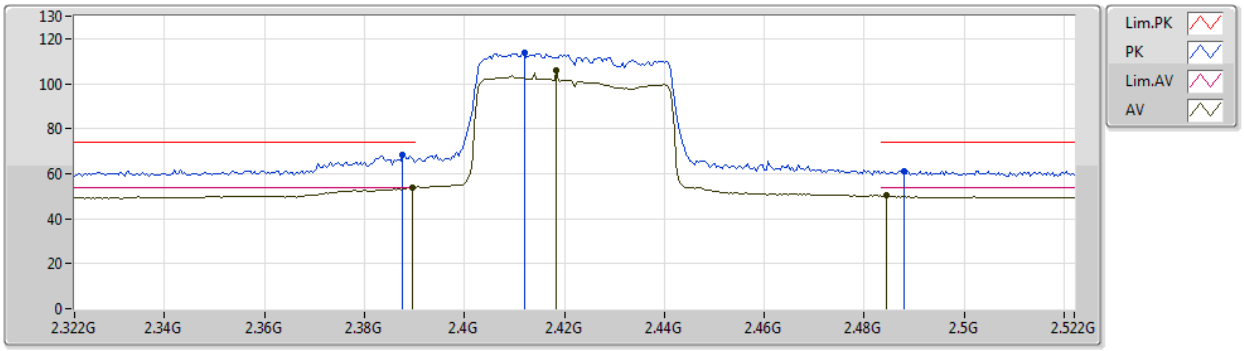

Type	Freq	Level	Limit	Margin	Factor	Dist	Condition	Azimuth	Height	Comment	Raw	AF	CL	PA
	(Hz)	(dBuV/m)	(dBuV/m)	(dB)	(dB)	(m)		(°)	(m)		(dBuV)	(dB)	(dB)	(dB)
AV	2.3896G	53.67	54.00	-0.33	31.54	3	Horizontal	360	1.85	-	22.13	27.54	4.00	-
AV	2.4184G	105.63	Inf	-Inf	31.48	3	Horizontal	360	1.85	-	74.15	27.46	4.02	-
AV	2.4844G	50.21	54.00	-3.79	31.42	3	Horizontal	360	1.85	-	18.79	27.33	4.09	-
PK	2.3876G	68.52	74.00	-5.48	31.54	3	Horizontal	360	1.85	-	36.98	27.55	3.99	-
PK	2.412G	113.57	Inf	-Inf	31.50	3	Horizontal	360	1.85	-	82.07	27.48	4.02	-
PK	2.488G	61.27	74.00	-12.73	31.41	3	Horizontal	360	1.85	-	29.86	27.32	4.09	-

802.11ax HEW40-BF_Nss1,(MCS0)_2TX

2422MHz_TX

14/10/2019

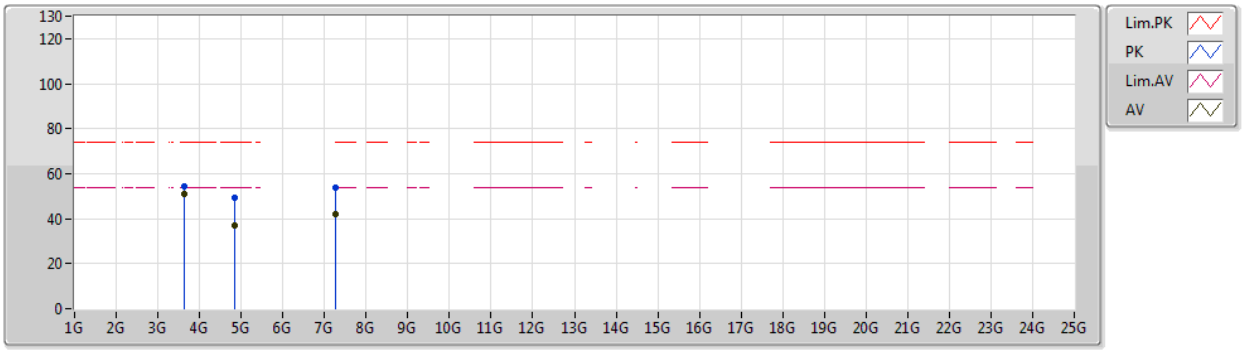

Type	Freq	Level	Limit	Margin	Factor	Dist	Condition	Azimuth	Height	Comment	Raw	AF	CL	PA
	(Hz)	(dBuV/m)	(dBuV/m)	(dB)	(dB)	(m)		(°)	(m)		(dBuV)	(dB)	(dB)	(dB)
AV	3.633G	50.86	54.00	-3.14	4.64	3	Vertical	26	1.50	-	46.22	29.13	9.52	34.01
AV	4.83404G	36.80	54.00	-17.20	6.99	3	Vertical	0	1.94	-	29.81	31.10	9.94	34.05
AV	7.27248G	41.87	54.00	-12.13	13.25	3	Vertical	185	2.30	-	28.62	36.24	11.28	34.27
PK	3.63301G	54.51	74.00	-19.49	4.64	3	Vertical	26	1.50	-	49.87	29.13	9.52	34.01
PK	4.83218G	49.58	74.00	-24.42	6.99	3	Vertical	0	1.94	-	42.59	31.10	9.94	34.05
PK	7.27992G	53.95	74.00	-20.05	13.28	3	Vertical	185	2.30	-	40.67	36.26	11.29	34.27

802.11ax HEW40-BF_Nss1,(MCS0)_2TX

2422MHz_TX

14/10/2019

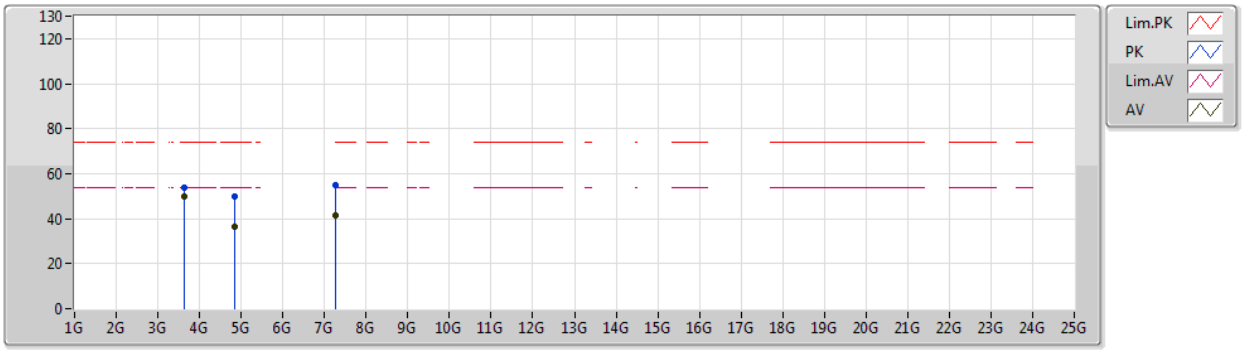

Type	Freq	Level	Limit	Margin	Factor	Dist	Condition	Azimuth	Height	Comment	Raw	AF	CL	PA
	(Hz)	(dBuV/m)	(dBuV/m)	(dB)	(dB)	(m)		(°)	(m)		(dBuV)	(dB)	(dB)	(dB)
AV	3.633G	50.01	54.00	-3.99	4.64	3	Horizontal	28	1.29	-	45.37	29.13	9.52	34.01
AV	4.83002G	36.43	54.00	-17.57	6.99	3	Horizontal	33	1.50	-	29.44	31.10	9.94	34.05
AV	7.27494G	41.73	54.00	-12.27	13.26	3	Horizontal	60	1.30	-	28.47	36.25	11.28	34.27
PK	3.63291G	53.80	74.00	-20.20	4.64	3	Horizontal	28	1.29	-	49.16	29.13	9.52	34.01
PK	4.83506G	49.98	74.00	-24.02	7.00	3	Horizontal	33	1.50	-	42.98	31.10	9.95	34.05
PK	7.26048G	54.89	74.00	-19.11	13.23	3	Horizontal	60	1.30	-	41.66	36.22	11.28	34.27

802.11ax HEW40-BF_Nss1,(MCS0)_2TX

2427MHz_TX

14/10/2019

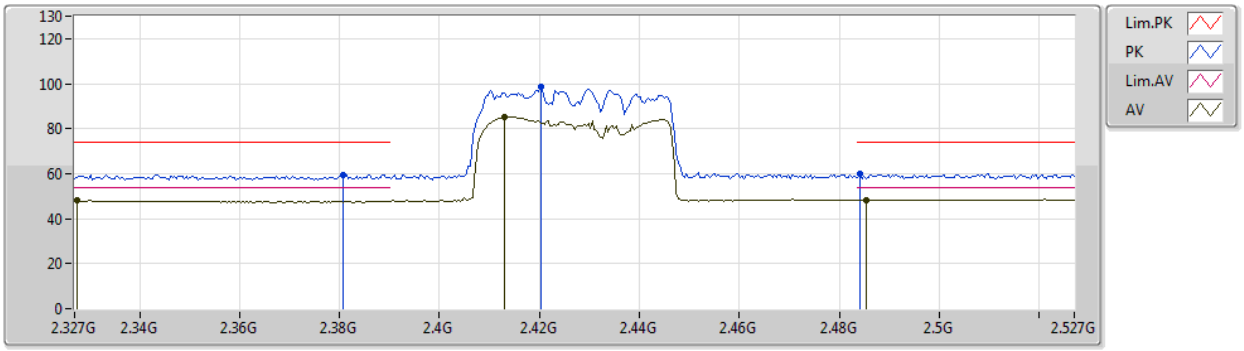

Type	Freq	Level	Limit	Margin	Factor	Dist	Condition	Azimuth	Height	Comment	Raw	AF	CL	PA
	(Hz)	(dBuV/m)	(dBuV/m)	(dB)	(dB)	(m)		(°)	(m)		(dBuV)	(dB)	(dB)	(dB)
AV	2.3274G	47.95	54.00	-6.05	31.73	3	Vertical	309	1.50	-	16.22	27.79	3.94	-
AV	2.413G	85.11	Inf	-Inf	31.49	3	Vertical	309	1.50	-	53.62	27.47	4.02	-
AV	2.4854G	48.22	54.00	-5.78	31.42	3	Vertical	309	1.50	-	16.80	27.33	4.09	-
PK	2.3806G	59.54	74.00	-14.46	31.57	3	Vertical	309	1.50	-	27.97	27.58	3.99	-
PK	2.4202G	98.41	Inf	-Inf	31.48	3	Vertical	309	1.50	-	66.93	27.46	4.02	-
PK	2.4842G	59.72	74.00	-14.28	31.42	3	Vertical	309	1.50	-	28.30	27.33	4.09	-

802.11ax HEW40-BF_Nss1,(MCS0)_2TX

2427MHz_TX

14/10/2019

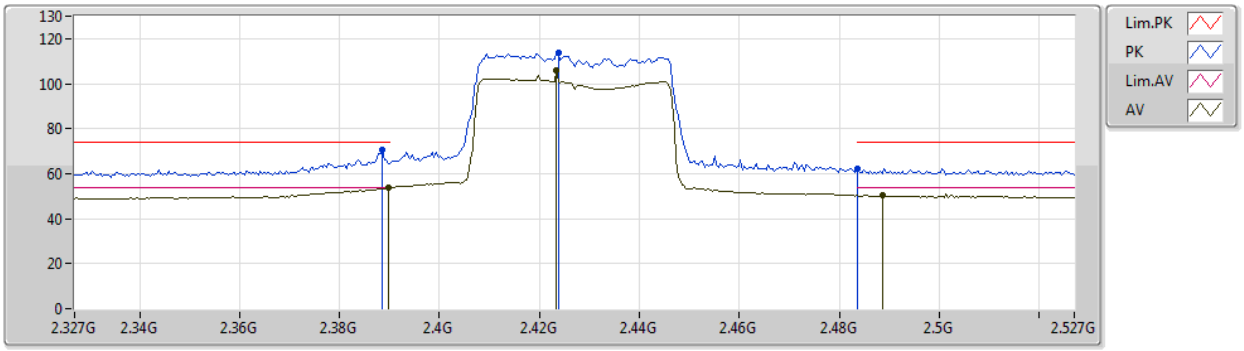

Type	Freq	Level	Limit	Margin	Factor	Dist	Condition	Azimuth	Height	Comment	Raw	AF	CL	PA
	(Hz)	(dBuV/m)	(dBuV/m)	(dB)	(dB)	(m)		(°)	(m)		(dBuV)	(dB)	(dB)	(dB)
AV	2.3898G	53.81	54.00	-0.19	31.54	3	Horizontal	0	1.86	-	22.27	27.54	4.00	-
AV	2.4234G	105.73	Inf	-Inf	31.48	3	Horizontal	0	1.86	-	74.25	27.45	4.03	-
AV	2.4886G	50.21	54.00	-3.79	31.41	3	Horizontal	0	1.86	-	18.80	27.32	4.09	-
PK	2.3886G	70.39	74.00	-3.61	31.55	3	Horizontal	0	1.86	-	38.84	27.55	4.00	-
PK	2.4238G	113.99	Inf	-Inf	31.48	3	Horizontal	0	1.86	-	82.51	27.45	4.03	-
PK	2.4835G	62.42	74.00	-11.58	31.41	3	Horizontal	0	1.86	-	31.01	27.33	4.08	-

802.11ax HEW40-BF_Nss1,(MCS0)_2TX

2437MHz_TX

14/10/2019

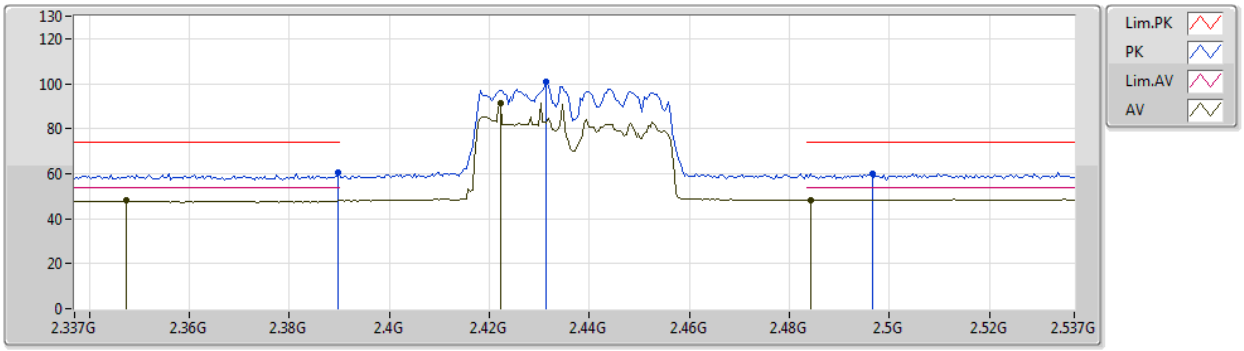

Type	Freq	Level	Limit	Margin	Factor	Dist	Condition	Azimuth	Height	Comment	Raw	AF	CL	PA
	(Hz)	(dBuV/m)	(dBuV/m)	(dB)	(dB)	(m)		(°)	(m)		(dBuV)	(dB)	(dB)	(dB)
AV	2.3474G	48.01	54.00	-5.99	31.67	3	Vertical	305	2.73	-	16.34	27.71	3.96	-
AV	2.4222G	91.61	Inf	-Inf	31.49	3	Vertical	305	2.73	-	60.12	27.46	4.03	-
AV	2.4842G	48.22	54.00	-5.78	31.42	3	Vertical	305	2.73	-	16.80	27.33	4.09	-
PK	2.3898G	60.33	74.00	-13.67	31.54	3	Vertical	305	2.73	-	28.79	27.54	4.00	-
PK	2.4314G	101.06	Inf	-Inf	31.48	3	Vertical	305	2.73	-	69.58	27.44	4.04	-
PK	2.4966G	60.15	74.00	-13.85	31.41	3	Vertical	305	2.73	-	28.74	27.31	4.10	-

802.11ax HEW40-BF_Nss1,(MCS0)_2TX

2437MHz_TX

14/10/2019

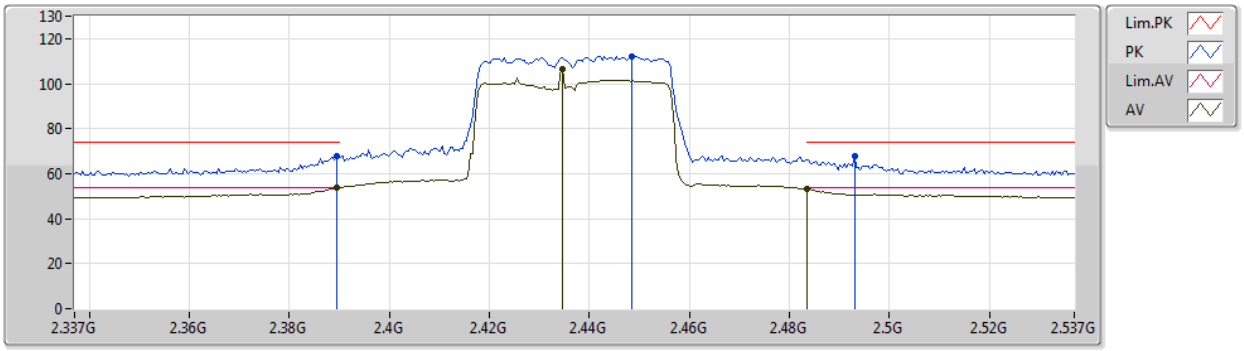

Type	Freq	Level	Limit	Margin	Factor	Dist	Condition	Azimuth	Height	Comment	Raw	AF	CL	PA
	(Hz)	(dBuV/m)	(dBuV/m)	(dB)	(dB)	(m)		(°)	(m)		(dBuV)	(dB)	(dB)	(dB)
AV	2.3894G	53.53	54.00	-0.47	31.54	3	Horizontal	360	2.12	-	21.99	27.54	4.00	-
AV	2.4346G	106.19	Inf	-Inf	31.47	3	Horizontal	360	2.12	-	74.72	27.43	4.04	-
AV	2.4835G	53.19	54.00	-0.81	31.41	3	Horizontal	360	2.12	-	21.78	27.33	4.08	-
PK	2.3894G	67.64	74.00	-6.36	31.54	3	Horizontal	360	2.12	-	36.10	27.54	4.00	-
PK	2.4486G	112.14	Inf	-Inf	31.45	3	Horizontal	360	2.12	-	80.69	27.40	4.05	-
PK	2.493G	68.06	74.00	-5.94	31.40	3	Horizontal	360	2.12	-	36.66	27.31	4.09	-

802.11ax HEW40-BF_Nss1,(MCS0)_2TX

2437MHz_TX

14/10/2019

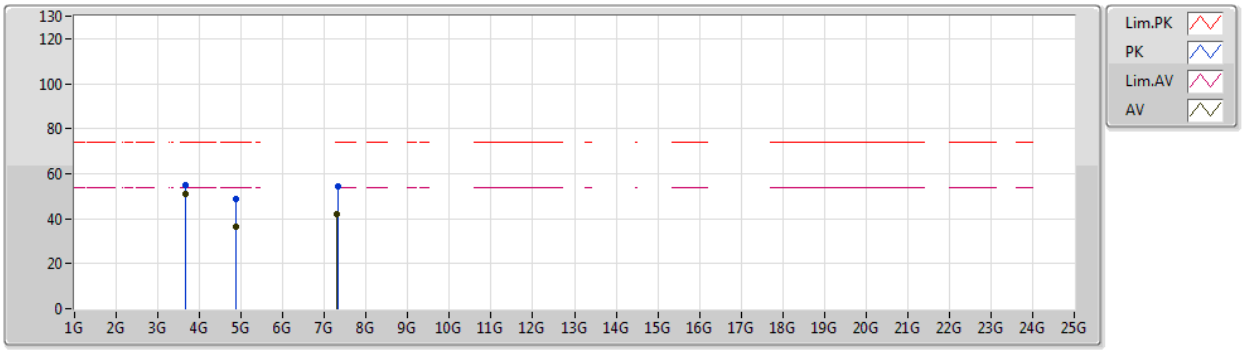

Type	Freq	Level	Limit	Margin	Factor	Dist	Condition	Azimuth	Height	Comment	Raw	AF	CL	PA
	(Hz)	(dBuV/m)	(dBuV/m)	(dB)	(dB)	(m)		(°)	(m)		(dBuV)	(dB)	(dB)	(dB)
AV	3.65552G	51.26	54.00	-2.74	4.67	3	Vertical	26	1.50	-	46.59	29.16	9.52	34.01
AV	4.87346G	36.19	54.00	-17.81	7.03	3	Vertical	30	1.54	-	29.16	31.10	9.98	34.05
AV	7.308G	41.80	54.00	-12.20	13.32	3	Vertical	75	1.50	-	28.48	36.29	11.30	34.27
PK	3.65552G	54.84	74.00	-19.16	4.67	3	Vertical	26	1.50	-	50.17	29.16	9.52	34.01
PK	4.86908G	48.90	74.00	-25.10	7.02	3	Vertical	30	1.54	-	41.88	31.10	9.97	34.05
PK	7.31472G	54.63	74.00	-19.37	13.32	3	Vertical	75	1.50	-	41.31	36.29	11.30	34.27

802.11ax HEW40-BF_Nss1,(MCS0)_2TX

2437MHz_TX

14/10/2019

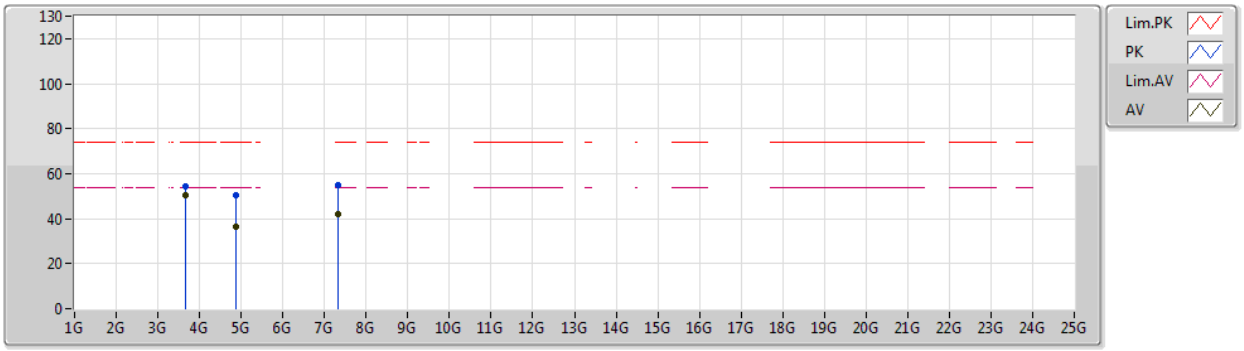

Type	Freq	Level	Limit	Margin	Factor	Dist	Condition	Azimuth	Height	Comment	Raw	AF	CL	PA
	(Hz)	(dBuV/m)	(dBuV/m)	(dB)	(dB)	(m)		(°)	(m)		(dBuV)	(dB)	(dB)	(dB)
AV	3.6555G	50.71	54.00	-3.29	4.67	3	Horizontal	14	1.49	-	46.04	29.16	9.52	34.01
AV	4.88744G	36.20	54.00	-17.80	7.04	3	Horizontal	293	1.75	-	29.16	31.10	9.99	34.05
AV	7.32174G	41.86	54.00	-12.14	13.32	3	Horizontal	4	1.50	-	28.54	36.28	11.31	34.27
PK	3.65551G	54.47	74.00	-19.53	4.67	3	Horizontal	14	1.49	-	49.80	29.16	9.52	34.01
PK	4.87394G	50.58	74.00	-23.42	7.03	3	Horizontal	293	1.75	-	43.55	31.10	9.98	34.05
PK	7.3152G	55.12	74.00	-18.88	13.31	3	Horizontal	4	1.50	-	41.81	36.28	11.30	34.27

802.11ax HEW40-BF_Nss1,(MCS0)_2TX

2447MHz_TX

14/10/2019

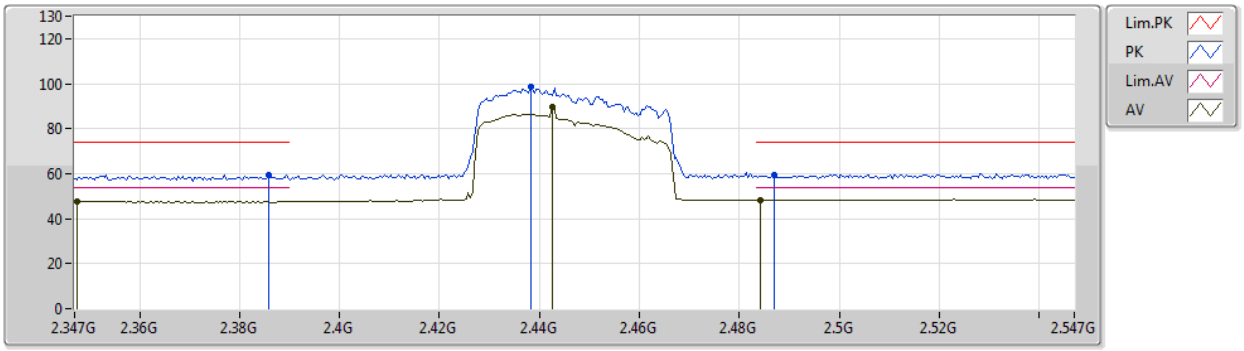

Type	Freq	Level	Limit	Margin	Factor	Dist	Condition	Azimuth	Height	Comment	Raw	AF	CL	PA
	(Hz)	(dBuV/m)	(dBuV/m)	(dB)	(dB)	(m)		(°)	(m)		(dBuV)	(dB)	(dB)	(dB)
AV	2.3474G	47.73	54.00	-6.27	31.67	3	Vertical	309	1.71	-	16.06	27.71	3.96	-
AV	2.4426G	89.72	Inf	-Inf	31.46	3	Vertical	309	1.71	-	58.26	27.41	4.05	-
AV	2.4842G	48.22	54.00	-5.78	31.42	3	Vertical	309	1.71	-	16.80	27.33	4.09	-
PK	2.3858G	59.48	74.00	-14.52	31.55	3	Vertical	309	1.71	-	27.93	27.56	3.99	-
PK	2.4382G	98.46	Inf	-Inf	31.46	3	Vertical	309	1.71	-	67.00	27.42	4.04	-
PK	2.487G	59.42	74.00	-14.58	31.42	3	Vertical	309	1.71	-	28.00	27.33	4.09	-

802.11ax HEW40-BF_Nss1,(MCS0)_2TX

2447MHz_TX

14/10/2019

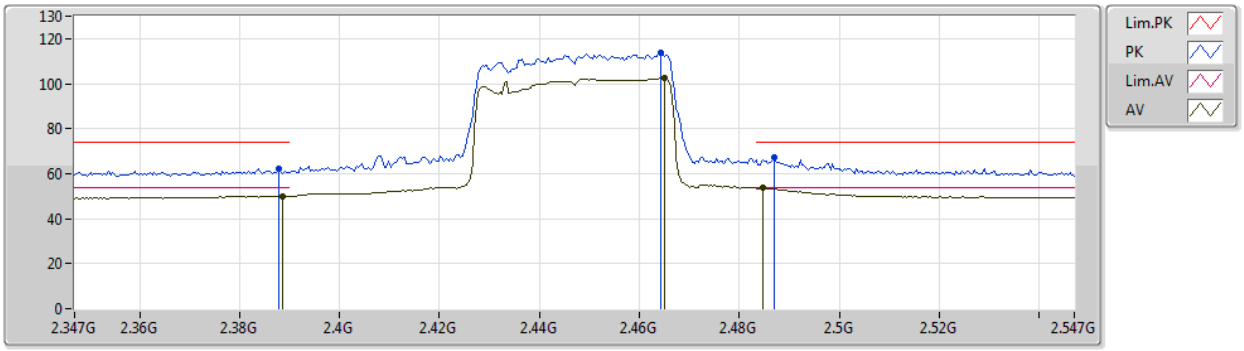

Type	Freq	Level	Limit	Margin	Factor	Dist	Condition	Azimuth	Height	Comment	Raw	AF	CL	PA
	(Hz)	(dBuV/m)	(dBuV/m)	(dB)	(dB)	(m)		(°)	(m)		(dBuV)	(dB)	(dB)	(dB)
AV	2.3886G	50.08	54.00	-3.92	31.55	3	Horizontal	0	1.99	-	18.53	27.55	4.00	-
AV	2.465G	102.48	Inf	-Inf	31.44	3	Horizontal	0	1.99	-	71.04	27.37	4.07	-
AV	2.4846G	53.81	54.00	-0.19	31.42	3	Horizontal	0	1.99	-	22.39	27.33	4.09	-
PK	2.3878G	62.06	74.00	-11.94	31.54	3	Horizontal	0	1.99	-	30.52	27.55	3.99	-
PK	2.4642G	113.53	Inf	-Inf	31.44	3	Horizontal	0	1.99	-	82.09	27.37	4.07	-
PK	2.487G	67.05	74.00	-6.95	31.42	3	Horizontal	0	1.99	-	35.63	27.33	4.09	-

802.11ax HEW40-BF_Nss1,(MCS0)_2TX

2452MHz_TX

14/10/2019

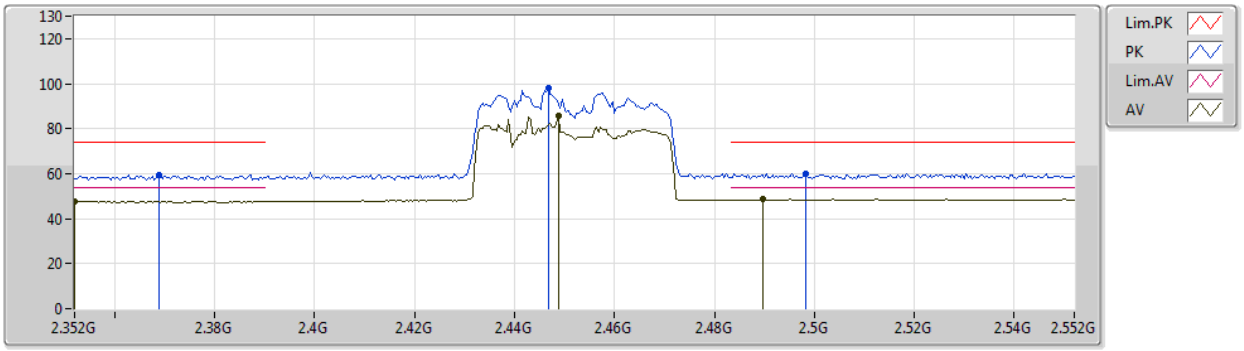

Type	Freq	Level	Limit	Margin	Factor	Dist	Condition	Azimuth	Height	Comment	Raw	AF	CL	PA
	(Hz)	(dBuV/m)	(dBuV/m)	(dB)	(dB)	(m)		(°)	(m)		(dBuV)	(dB)	(dB)	(dB)
AV	2.352G	47.67	54.00	-6.33	31.65	3	Vertical	304	2.68	-	16.02	27.69	3.96	-
AV	2.4488G	85.84	Inf	-Inf	31.45	3	Vertical	304	2.68	-	54.39	27.40	4.05	-
AV	2.4896G	48.49	54.00	-5.51	31.41	3	Vertical	304	2.68	-	17.08	27.32	4.09	-
PK	2.3688G	59.53	74.00	-14.47	31.60	3	Vertical	304	2.68	-	27.93	27.62	3.98	-
PK	2.4468G	98.02	Inf	-Inf	31.46	3	Vertical	304	2.68	-	66.56	27.41	4.05	-
PK	2.4984G	60.07	74.00	-13.93	31.40	3	Vertical	304	2.68	-	28.67	27.30	4.10	-

802.11ax HEW40-BF_Nss1,(MCS0)_2TX

2452MHz_TX

14/10/2019

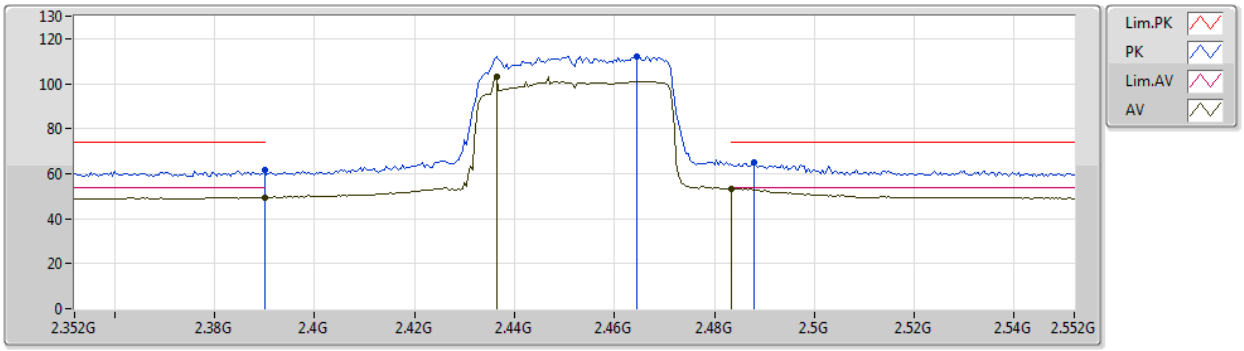

Type	Freq	Level	Limit	Margin	Factor	Dist	Condition	Azimuth	Height	Comment	Raw	AF	CL	PA
	(Hz)	(dBuV/m)	(dBuV/m)	(dB)	(dB)	(m)		(°)	(m)		(dBuV)	(dB)	(dB)	(dB)
AV	2.39G	49.43	54.00	-4.57	31.54	3	Horizontal	360	2.04	-	17.89	27.54	4.00	-
AV	2.4364G	103.17	Inf	-Inf	31.47	3	Horizontal	360	2.04	-	71.70	27.43	4.04	-
AV	2.4835G	53.34	54.00	-0.66	31.41	3	Horizontal	360	2.04	-	21.93	27.33	4.08	-
PK	2.39G	61.54	74.00	-12.46	31.54	3	Horizontal	360	2.04	-	30.00	27.54	4.00	-
PK	2.4644G	112.21	Inf	-Inf	31.44	3	Horizontal	360	2.04	-	80.77	27.37	4.07	-
PK	2.488G	65.08	74.00	-8.92	31.41	3	Horizontal	360	2.04	-	33.67	27.32	4.09	-

802.11ax HEW40-BF_Nss1,(MCS0)_2TX

2452MHz_TX

14/10/2019

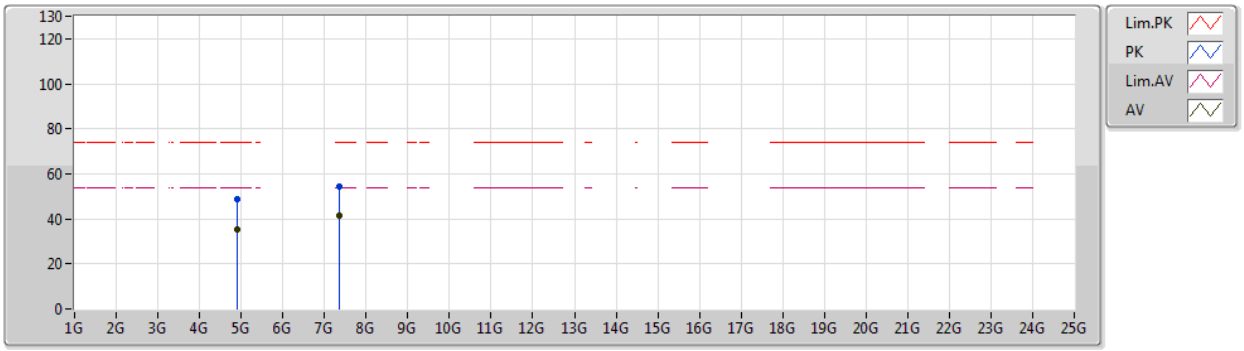

Type	Freq	Level	Limit	Margin	Factor	Dist	Condition	Azimuth	Height	Comment	Raw	AF	CL	PA
	(Hz)	(dBuV/m)	(dBuV/m)	(dB)	(dB)	(m)		(°)	(m)		(dBuV)	(dB)	(dB)	(dB)
AV	4.9187G	35.53	54.00	-18.47	7.13	3	Vertical	290	2.81	-	28.40	31.17	10.01	34.05
AV	7.34512G	41.55	54.00	-12.45	13.29	3	Vertical	34	2.55	-	28.26	36.25	11.32	34.28
PK	4.90086G	48.69	74.00	-25.31	7.05	3	Vertical	290	2.81	-	41.64	31.10	10.00	34.05
PK	7.34718G	54.14	74.00	-19.86	13.29	3	Vertical	34	2.55	-	40.85	36.25	11.32	34.28

802.11ax HEW40-BF_Nss1,(MCS0)_2TX

14/10/2019

2452MHz_TX

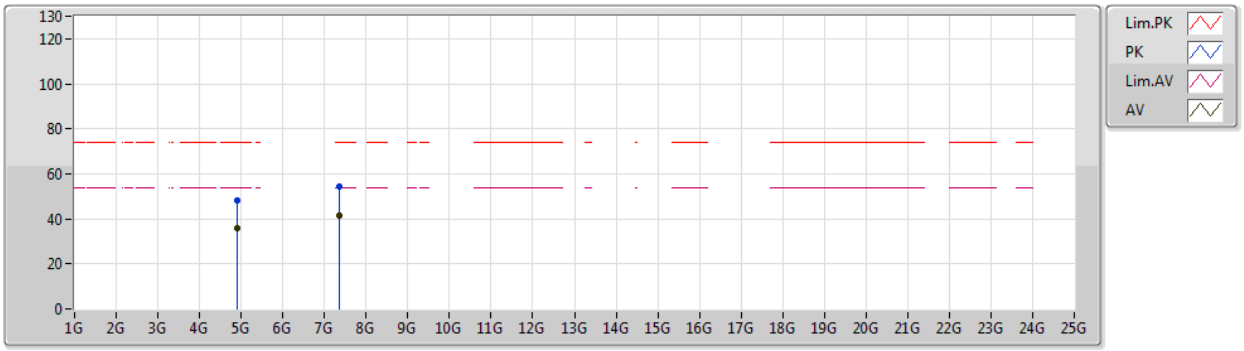

Type	Freq	Level	Limit	Margin	Factor	Dist	Condition	Azimuth	Height	Comment	Raw	AF	CL	PA
	(Hz)	(dBuV/m)	(dBuV/m)	(dB)	(dB)	(m)		(°)	(m)		(dBuV)	(dB)	(dB)	(dB)
AV	4.89176G	35.61	54.00	-18.39	7.04	3	Horizontal	292	1.79	-	28.57	31.10	9.99	34.05
AV	7.35978G	41.53	54.00	-12.47	13.28	3	Horizontal	235	2.08	-	28.25	36.24	11.32	34.28
PK	4.89248G	48.23	74.00	-25.77	7.04	3	Horizontal	292	1.79	-	41.19	31.10	9.99	34.05
PK	7.35246G	54.62	74.00	-19.38	13.29	3	Horizontal	235	2.08	-	41.33	36.25	11.32	34.28

Summary

Mode	Result	Type	Freq (Hz)	Level (dBuV/m)	Limit (dBuV/m)	Margin (dB)	Dist (m)	Condition	Azimuth (°)	Height (m)	Comments
2.4-2.4835GHz	-	-	-	-	-	-	-	-	-	-	-
802.11ax HEW40-BF_Nss1,(MCS0)_2TX	Pass	QP	97.9M	43.01	43.50	-0.49	3	Vertical	219	1.78	-

Result

Mode	Result	Type	Freq (Hz)	Level (dBuV/m)	Limit (dBuV/m)	Margin (dB)	Dist (m)	Condition	Azimuth (°)	Height (m)	Comments
802.11ax HEW40-BF_Nss1,(MCS0)_2TX	-	-	-	-	-	-	-	-	-	-	-
2437MHz	Pass	PK	140.58M	38.72	43.50	-4.78	3	Vertical	0	1.00	-
2437MHz	Pass	PK	249.22M	36.68	46.00	-9.32	3	Vertical	0	1.00	-
2437MHz	Pass	PK	412.18M	39.85	46.00	-6.15	3	Vertical	0	1.00	-
2437MHz	Pass	PK	538.28M	40.47	46.00	-5.53	3	Vertical	0	1.00	-
2437MHz	Pass	PK	586.78M	41.30	46.00	-4.70	3	Vertical	0	1.00	-
2437MHz	Pass	QP	97.9M	43.01	43.50	-0.49	3	Vertical	219	1.78	-
2437MHz	Pass	PK	249.22M	42.44	46.00	-3.56	3	Horizontal	360	1.00	-
2437MHz	Pass	PK	462.62M	37.09	46.00	-8.91	3	Horizontal	360	1.00	-
2437MHz	Pass	PK	487.84M	40.03	46.00	-5.97	3	Horizontal	360	1.00	-
2437MHz	Pass	PK	538.28M	42.62	46.00	-3.38	3	Horizontal	360	1.00	-
2437MHz	Pass	PK	654.68M	40.88	46.00	-5.12	3	Horizontal	360	1.00	-
2437MHz	Pass	QP	99.84M	41.48	43.50	-2.02	3	Horizontal	325	1.96	-

802.11ax HEW40-BF_Nss1,(MCS0)_2TX

2437MHz_PoE

15/10/2019

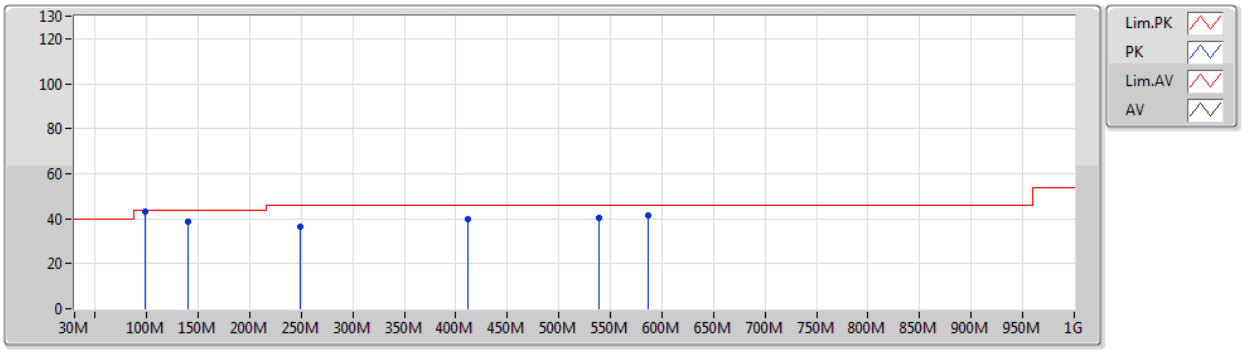

Type	Freq	Level	Limit	Margin	Factor	Dist	Condition	Azimuth	Height	Comment	Raw	AF	CL	PA
	(Hz)	(dBuV/m)	(dBuV/m)	(dB)	(dB)	(m)		(°)	(m)		(dBuV)	(dB)	(dB)	(dB)
PK	140.58M	38.72	43.50	-4.78	-19.20	3	Vertical	0	1.00	-	57.92	16.46	0.95	36.61
PK	249.22M	36.68	46.00	-9.32	-17.58	3	Vertical	0	1.00	-	54.26	17.55	1.29	36.42
PK	412.18M	39.85	46.00	-6.15	-13.65	3	Vertical	0	1.00	-	53.50	21.31	1.71	36.67
PK	538.28M	40.47	46.00	-5.53	-11.81	3	Vertical	0	1.00	-	52.28	23.24	1.98	37.03
PK	586.78M	41.30	46.00	-4.70	-10.57	3	Vertical	0	1.00	-	51.87	24.54	2.07	37.18
QP	97.9M	43.01	43.50	-0.49	-21.04	3	Vertical	219	1.78	-	64.05	14.96	0.80	36.80

802.11ax HEW40-BF_Nss1,(MCS0)_2TX

2437MHz_PoE

15/10/2019

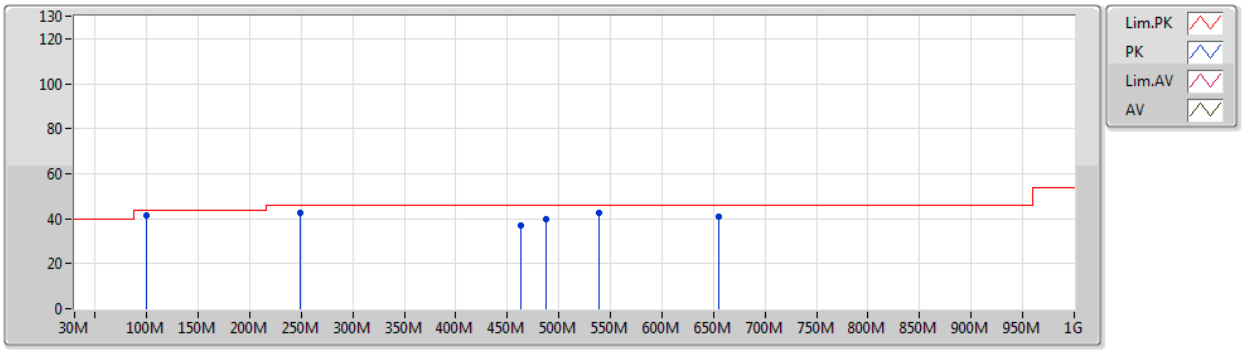

Type	Freq	Level	Limit	Margin	Factor	Dist	Condition	Azimuth	Height	Comment	Raw	AF	CL	PA
	(Hz)	(dBuV/m)	(dBuV/m)	(dB)	(dB)	(m)		(°)	(m)		(dBuV)	(dB)	(dB)	(dB)
PK	249.22M	42.44	46.00	-3.56	-17.58	3	Horizontal	360	1.00	-	60.02	17.55	1.29	36.42
PK	462.62M	37.09	46.00	-8.91	-12.55	3	Horizontal	360	1.00	-	49.64	22.42	1.84	36.81
PK	487.84M	40.03	46.00	-5.97	-12.22	3	Horizontal	360	1.00	-	52.25	22.79	1.87	36.88
PK	538.28M	42.62	46.00	-3.38	-11.81	3	Horizontal	360	1.00	-	54.43	23.24	1.98	37.03
PK	654.68M	40.88	46.00	-5.12	-9.79	3	Horizontal	360	1.00	-	50.67	25.29	2.21	37.29
QP	99.84M	41.48	43.50	-2.02	-20.95	3	Horizontal	325	1.96	-	62.43	15.02	0.81	36.78

Summary

Mode	Result	Type	Freq (Hz)	Level (dBuV/m)	Limit (dBuV/m)	Margin (dB)	Dist (m)	Condition	Azimuth (°)	Height (m)	Comments
2.4-2.4835GHz	-	-	-	-	-	-	-	-	-	-	-
802.11ax HEW20-BF_Nss1,(MCS0)_2TX	Pass	AV	2.4836G	53.80	54.00	-0.20	3	Horizontal	0	1.31	-
802.11ax HEW40-BF_Nss1,(MCS0)_2TX	Pass	AV	2.4835G	53.80	54.00	-0.20	3	Horizontal	0	1.50	-

Result

Mode	Result	Type	Freq (Hz)	Level (dBuV/m)	Limit (dBuV/m)	Margin (dB)	Dist (m)	Condition	Azimuth (°)	Height (m)	Comments
802.11ax HEW20-BF_Nss1,(MCS0)_2TX	-	-	-	-	-	-	-	-	-	-	-
2412MHz	Pass	AV	2.39G	53.53	54.00	-0.47	3	Vertical	349	1.30	-
2412MHz	Pass	AV	2.403G	92.95	Inf	-Inf	3	Vertical	349	1.30	-
2412MHz	Pass	PK	2.3896G	69.41	74.00	-4.59	3	Vertical	349	1.30	-
2412MHz	Pass	PK	2.4046G	104.15	Inf	-Inf	3	Vertical	349	1.30	-
2412MHz	Pass	AV	2.39G	53.53	54.00	-0.47	3	Horizontal	349	1.48	-
2412MHz	Pass	AV	2.4208G	94.91	Inf	-Inf	3	Horizontal	349	1.48	-
2412MHz	Pass	PK	2.3886G	70.43	74.00	-3.57	3	Horizontal	349	1.48	-
2412MHz	Pass	PK	2.4204G	105.78	Inf	-Inf	3	Horizontal	349	1.48	-
2412MHz	Pass	AV	3.61797G	52.45	54.00	-1.55	3	Vertical	159	1.52	-
2412MHz	Pass	AV	4.82346G	39.44	54.00	-14.56	3	Vertical	296	1.53	-
2412MHz	Pass	PK	3.61804G	54.92	74.00	-19.08	3	Vertical	159	1.52	-
2412MHz	Pass	PK	4.82532G	51.44	74.00	-22.56	3	Vertical	296	1.53	-
2412MHz	Pass	AV	3.61797G	47.21	54.00	-6.79	3	Horizontal	261	1.85	-
2412MHz	Pass	AV	4.82502G	38.00	54.00	-16.00	3	Horizontal	250	1.50	-
2412MHz	Pass	PK	3.61802G	51.23	74.00	-22.77	3	Horizontal	261	1.85	-
2412MHz	Pass	PK	4.82286G	49.25	74.00	-24.75	3	Horizontal	250	1.50	-
2417MHz	Pass	AV	2.39G	53.39	54.00	-0.61	3	Vertical	6	1.33	-
2417MHz	Pass	AV	2.4234G	93.65	Inf	-Inf	3	Vertical	6	1.33	-
2417MHz	Pass	PK	2.3892G	66.88	74.00	-7.12	3	Vertical	6	1.33	-
2417MHz	Pass	PK	2.4254G	104.77	Inf	-Inf	3	Vertical	6	1.33	-
2417MHz	Pass	AV	2.39G	53.54	54.00	-0.46	3	Horizontal	349	1.49	-
2417MHz	Pass	AV	2.4234G	95.64	Inf	-Inf	3	Horizontal	349	1.49	-
2417MHz	Pass	PK	2.39G	67.42	74.00	-6.58	3	Horizontal	349	1.49	-
2417MHz	Pass	PK	2.4254G	106.66	Inf	-Inf	3	Horizontal	349	1.49	-
2437MHz	Pass	AV	2.3898G	52.48	54.00	-1.52	3	Vertical	0	1.77	-
2437MHz	Pass	AV	2.4286G	95.15	Inf	-Inf	3	Vertical	0	1.77	-
2437MHz	Pass	AV	2.4835G	52.86	54.00	-1.14	3	Vertical	0	1.77	-
2437MHz	Pass	PK	2.387G	65.89	74.00	-8.11	3	Vertical	0	1.77	-
2437MHz	Pass	PK	2.429G	105.23	Inf	-Inf	3	Vertical	0	1.77	-
2437MHz	Pass	PK	2.4838G	66.27	74.00	-7.73	3	Vertical	0	1.77	-
2437MHz	Pass	AV	2.3894G	51.45	54.00	-2.55	3	Horizontal	4	1.19	-
2437MHz	Pass	AV	2.4382G	97.80	Inf	-Inf	3	Horizontal	4	1.19	-
2437MHz	Pass	AV	2.4835G	53.19	54.00	-0.81	3	Horizontal	4	1.19	-
2437MHz	Pass	PK	2.3894G	64.11	74.00	-9.89	3	Horizontal	4	1.19	-
2437MHz	Pass	PK	2.4386G	108.30	Inf	-Inf	3	Horizontal	4	1.19	-
2437MHz	Pass	PK	2.4835G	65.87	74.00	-8.13	3	Horizontal	4	1.19	-
2437MHz	Pass	AV	3.65546G	52.06	54.00	-1.94	3	Vertical	160	1.61	-
2437MHz	Pass	AV	4.86884G	40.06	54.00	-13.94	3	Vertical	142	1.80	-
2437MHz	Pass	AV	7.30698G	46.38	54.00	-7.62	3	Vertical	173	1.50	-
2437MHz	Pass	PK	3.6555G	54.31	74.00	-19.69	3	Vertical	160	1.61	-
2437MHz	Pass	PK	4.86944G	51.66	74.00	-22.34	3	Vertical	142	1.80	-
2437MHz	Pass	PK	7.3083G	59.09	74.00	-14.91	3	Vertical	173	1.50	-
2437MHz	Pass	AV	3.65545G	46.60	54.00	-7.40	3	Horizontal	259	1.88	-
2437MHz	Pass	AV	4.87094G	40.88	54.00	-13.12	3	Horizontal	143	1.83	-
2437MHz	Pass	AV	7.31496G	50.30	54.00	-3.70	3	Horizontal	343	1.26	-
2437MHz	Pass	PK	3.65545G	50.62	74.00	-23.38	3	Horizontal	259	1.88	-
2437MHz	Pass	PK	4.86866G	52.53	74.00	-21.47	3	Horizontal	143	1.83	-

Level (dBuV/m) = Raw(Read Level) + AF(Antenna Factor) + CL(Cable Loss) - PA(Preamp Factor)

Mode	Result	Type	Freq (Hz)	Level (dBuV/m)	Limit (dBuV/m)	Margin (dB)	Dist (m)	Condition	Azimuth (°)	Height (m)	Comments
2437MHz	Pass	PK	7.3062G	63.78	74.00	-10.22	3	Horizontal	343	1.26	-
2457MHz	Pass	AV	2.4604G	90.60	Inf	-Inf	3	Vertical	0	1.44	-
2457MHz	Pass	AV	2.4835G	51.05	54.00	-2.95	3	Vertical	0	1.44	-
2457MHz	Pass	PK	2.4648G	100.25	Inf	-Inf	3	Vertical	0	1.44	-
2457MHz	Pass	PK	2.484G	63.20	74.00	-10.80	3	Vertical	0	1.44	-
2457MHz	Pass	AV	2.4644G	92.94	Inf	-Inf	3	Horizontal	0	1.30	-
2457MHz	Pass	AV	2.4835G	53.50	54.00	-0.50	3	Horizontal	0	1.30	-
2457MHz	Pass	PK	2.4654G	105.22	Inf	-Inf	3	Horizontal	0	1.30	-
2457MHz	Pass	PK	2.4838G	67.44	74.00	-6.56	3	Horizontal	0	1.30	-
2462MHz	Pass	AV	2.468G	89.33	Inf	-Inf	3	Vertical	327	1.47	-
2462MHz	Pass	AV	2.4835G	51.82	54.00	-2.18	3	Vertical	327	1.47	-
2462MHz	Pass	PK	2.4704G	100.38	Inf	-Inf	3	Vertical	327	1.47	-
2462MHz	Pass	PK	2.4835G	66.74	74.00	-7.26	3	Vertical	327	1.47	-
2462MHz	Pass	AV	2.4692G	93.03	Inf	-Inf	3	Horizontal	0	1.31	-
2462MHz	Pass	AV	2.4836G	53.80	54.00	-0.20	3	Horizontal	0	1.31	-
2462MHz	Pass	PK	2.4702G	105.28	Inf	-Inf	3	Horizontal	0	1.31	-
2462MHz	Pass	PK	2.4836G	72.34	74.00	-1.66	3	Horizontal	0	1.31	-
2462MHz	Pass	AV	3.61797G	53.19	54.00	-0.81	3	Vertical	160	1.72	-
2462MHz	Pass	AV	4.9276G	41.79	54.00	-12.21	3	Vertical	188	1.73	-
2462MHz	Pass	AV	7.38204G	41.26	54.00	-12.74	3	Vertical	218	1.57	-
2462MHz	Pass	PK	3.61795G	55.00	74.00	-19.00	3	Vertical	160	1.72	-
2462MHz	Pass	PK	4.933G	53.63	74.00	-20.37	3	Vertical	188	1.73	-
2462MHz	Pass	PK	7.38594G	54.41	74.00	-19.59	3	Vertical	218	1.57	-
2462MHz	Pass	AV	3.61797G	44.70	54.00	-9.30	3	Horizontal	146	1.50	-
2462MHz	Pass	AV	4.9246G	35.17	54.00	-18.83	3	Horizontal	136	1.50	-
2462MHz	Pass	AV	7.3851G	41.22	54.00	-12.78	3	Horizontal	20	1.41	-
2462MHz	Pass	PK	3.61787G	48.01	74.00	-25.99	3	Horizontal	146	1.50	-
2462MHz	Pass	PK	4.93048G	47.41	74.00	-26.59	3	Horizontal	136	1.50	-
2462MHz	Pass	PK	7.38258G	54.22	74.00	-19.78	3	Horizontal	20	1.41	-
802.11ax HEW40-BF_Nss1,(MCS0)_2TX	-	-	-	-	-	-	-	-	-	-	-
2422MHz	Pass	AV	2.3896G	53.09	54.00	-0.91	3	Vertical	360	1.97	-
2422MHz	Pass	AV	2.4184G	89.50	Inf	-Inf	3	Vertical	360	1.97	-
2422MHz	Pass	AV	2.4852G	48.50	54.00	-5.50	3	Vertical	360	1.97	-
2422MHz	Pass	PK	2.376G	70.68	74.00	-3.32	3	Vertical	360	1.97	-
2422MHz	Pass	PK	2.4132G	96.77	Inf	-Inf	3	Vertical	360	1.97	-
2422MHz	Pass	PK	2.4912G	59.79	74.00	-14.21	3	Vertical	360	1.97	-
2422MHz	Pass	AV	2.3868G	53.50	54.00	-0.50	3	Horizontal	1	1.50	-
2422MHz	Pass	AV	2.4236G	89.78	Inf	-Inf	3	Horizontal	1	1.50	-
2422MHz	Pass	AV	2.4868G	48.50	54.00	-5.50	3	Horizontal	1	1.50	-
2422MHz	Pass	PK	2.3772G	72.63	74.00	-1.37	3	Horizontal	1	1.50	-
2422MHz	Pass	PK	2.4232G	100.43	Inf	-Inf	3	Horizontal	1	1.50	-
2422MHz	Pass	PK	2.4984G	59.56	74.00	-14.44	3	Horizontal	1	1.50	-
2422MHz	Pass	AV	3.63296G	51.93	54.00	-2.07	3	Vertical	160	1.54	-
2422MHz	Pass	AV	4.84394G	38.06	54.00	-15.94	3	Vertical	141	1.70	-
2422MHz	Pass	AV	7.2606G	41.11	54.00	-12.89	3	Vertical	174	1.76	-
2422MHz	Pass	PK	3.63298G	54.14	74.00	-19.86	3	Vertical	160	1.54	-
2422MHz	Pass	PK	4.84394G	53.70	74.00	-20.30	3	Vertical	141	1.70	-
2422MHz	Pass	PK	7.25184G	54.49	74.00	-19.51	3	Vertical	174	1.76	-
2422MHz	Pass	AV	3.63295G	45.87	54.00	-8.13	3	Horizontal	263	1.89	-

Level (dBuV/m) = Raw(Read Level) + AF(Antenna Factor) + CL(Cable Loss) - PA(Preamp Factor)

Mode	Result	Type	Freq (Hz)	Level (dBuV/m)	Limit (dBuV/m)	Margin (dB)	Dist (m)	Condition	Azimuth (°)	Height (m)	Comments
2422MHz	Pass	AV	4.84382G	37.73	54.00	-16.27	3	Horizontal	144	1.88	-
2422MHz	Pass	AV	7.25226G	42.79	54.00	-11.21	3	Horizontal	360	2.01	-
2422MHz	Pass	PK	3.633G	50.03	74.00	-23.97	3	Horizontal	263	1.89	-
2422MHz	Pass	PK	4.844G	52.77	74.00	-21.23	3	Horizontal	144	1.88	-
2422MHz	Pass	PK	7.2519G	59.85	74.00	-14.15	3	Horizontal	360	2.01	-
2427MHz	Pass	AV	2.3886G	53.39	54.00	-0.61	3	Vertical	3	1.85	-
2427MHz	Pass	AV	2.4182G	87.43	Inf	-Inf	3	Vertical	3	1.85	-
2427MHz	Pass	AV	2.4846G	48.76	54.00	-5.24	3	Vertical	3	1.85	-
2427MHz	Pass	PK	2.381G	71.31	74.00	-2.69	3	Vertical	3	1.85	-
2427MHz	Pass	PK	2.419G	98.24	Inf	-Inf	3	Vertical	3	1.85	-
2427MHz	Pass	PK	2.4866G	60.96	74.00	-13.04	3	Vertical	3	1.85	-
2427MHz	Pass	AV	2.383G	53.76	54.00	-0.24	3	Horizontal	360	1.50	-
2427MHz	Pass	AV	2.4202G	90.11	Inf	-Inf	3	Horizontal	360	1.50	-
2427MHz	Pass	AV	2.4846G	49.76	54.00	-4.24	3	Horizontal	360	1.50	-
2427MHz	Pass	PK	2.3814G	69.47	74.00	-4.53	3	Horizontal	360	1.50	-
2427MHz	Pass	PK	2.425G	99.92	Inf	-Inf	3	Horizontal	360	1.50	-
2427MHz	Pass	PK	2.4838G	62.75	74.00	-11.25	3	Horizontal	360	1.50	-
2437MHz	Pass	PK	2.3894G	66.41	74.00	-7.59	3	Vertical	360	1.90	-
2437MHz	Pass	AV	2.3894G	50.29	54.00	-3.71	3	Vertical	360	1.90	-
2437MHz	Pass	PK	2.4286G	99.03	Inf	-Inf	3	Vertical	360	1.90	-
2437MHz	Pass	AV	2.4334G	89.93	Inf	-Inf	3	Vertical	360	1.90	-
2437MHz	Pass	PK	2.4838G	67.97	74.00	-6.03	3	Vertical	360	1.90	-
2437MHz	Pass	AV	2.4838G	50.64	54.00	-3.36	3	Vertical	360	1.90	-
2437MHz	Pass	AV	2.3898G	52.48	54.00	-1.52	3	Horizontal	360	1.50	-
2437MHz	Pass	AV	2.421G	92.44	Inf	-Inf	3	Horizontal	360	1.50	-
2437MHz	Pass	AV	2.4835G	53.65	54.00	-0.35	3	Horizontal	360	1.50	-
2437MHz	Pass	PK	2.3898G	70.86	74.00	-3.14	3	Horizontal	360	1.50	-
2437MHz	Pass	PK	2.4214G	101.11	Inf	-Inf	3	Horizontal	360	1.50	-
2437MHz	Pass	PK	2.4835G	70.30	74.00	-3.70	3	Horizontal	360	1.50	-
2437MHz	Pass	AV	3.26265G	51.43	54.00	-2.57	3	Vertical	154	2.52	-
2437MHz	Pass	AV	4.87448G	38.80	54.00	-15.20	3	Vertical	140	1.50	-
2437MHz	Pass	AV	7.30428G	41.70	54.00	-12.30	3	Vertical	173	1.88	-
2437MHz	Pass	PK	3.26278G	53.71	74.00	-20.29	3	Vertical	154	2.52	-
2437MHz	Pass	PK	4.88384G	49.05	74.00	-24.95	3	Vertical	140	1.50	-
2437MHz	Pass	PK	7.32102G	52.60	74.00	-21.40	3	Vertical	173	1.88	-
2437MHz	Pass	AV	3.26266G	49.00	54.00	-5.00	3	Horizontal	217	1.67	-
2437MHz	Pass	AV	4.87454G	38.95	54.00	-15.05	3	Horizontal	144	1.99	-
2437MHz	Pass	AV	7.31034G	42.85	54.00	-11.15	3	Horizontal	343	1.33	-
2437MHz	Pass	PK	3.26263G	52.72	74.00	-21.28	3	Horizontal	217	1.67	-
2437MHz	Pass	PK	4.8746G	50.48	74.00	-23.52	3	Horizontal	144	1.99	-
2437MHz	Pass	PK	7.31676G	58.01	74.00	-15.99	3	Horizontal	343	1.33	-
2447MHz	Pass	AV	2.3898G	48.20	54.00	-5.80	3	Vertical	3	1.86	-
2447MHz	Pass	AV	2.4386G	89.20	Inf	-Inf	3	Vertical	3	1.86	-
2447MHz	Pass	AV	2.4842G	52.37	54.00	-1.63	3	Vertical	3	1.86	-
2447MHz	Pass	PK	2.3618G	59.94	74.00	-14.06	3	Vertical	3	1.86	-
2447MHz	Pass	PK	2.4346G	97.23	Inf	-Inf	3	Vertical	3	1.86	-
2447MHz	Pass	PK	2.4946G	68.03	74.00	-5.97	3	Vertical	3	1.86	-
2447MHz	Pass	AV	2.3798G	48.41	54.00	-5.59	3	Horizontal	0	1.50	-
2447MHz	Pass	AV	2.431G	91.82	Inf	-Inf	3	Horizontal	0	1.50	-

Remark :

Level (dBuV/m) = Raw(Read Level) + AF(Antenna Factor) + CL(Cable Loss) - PA(Preamp Factor)

Mode	Result	Type	Freq (Hz)	Level (dBuV/m)	Limit (dBuV/m)	Margin (dB)	Dist (m)	Condition	Azimuth (°)	Height (m)	Comments
2447MHz	Pass	AV	2.4835G	53.80	54.00	-0.20	3	Horizontal	0	1.50	-
2447MHz	Pass	PK	2.3858G	60.80	74.00	-13.20	3	Horizontal	0	1.50	-
2447MHz	Pass	PK	2.4386G	100.26	Inf	-Inf	3	Horizontal	0	1.50	-
2447MHz	Pass	PK	2.4842G	68.15	74.00	-5.85	3	Horizontal	0	1.50	-
2452MHz	Pass	AV	2.368G	48.14	54.00	-5.86	3	Vertical	0	2.08	-
2452MHz	Pass	AV	2.4404G	88.03	Inf	-Inf	3	Vertical	0	2.08	-
2452MHz	Pass	AV	2.4835G	50.64	54.00	-3.36	3	Vertical	0	2.08	-
2452MHz	Pass	PK	2.3764G	59.74	74.00	-14.26	3	Vertical	0	2.08	-
2452MHz	Pass	PK	2.4568G	95.54	Inf	-Inf	3	Vertical	0	2.08	-
2452MHz	Pass	PK	2.4835G	67.50	74.00	-6.50	3	Vertical	0	2.08	-
2452MHz	Pass	AV	2.3796G	48.15	54.00	-5.85	3	Horizontal	11	1.18	-
2452MHz	Pass	AV	2.47G	89.19	Inf	-Inf	3	Horizontal	11	1.18	-
2452MHz	Pass	AV	2.4835G	53.80	54.00	-0.20	3	Horizontal	11	1.18	-
2452MHz	Pass	PK	2.3596G	60.27	74.00	-13.73	3	Horizontal	11	1.18	-
2452MHz	Pass	PK	2.4688G	99.61	Inf	-Inf	3	Horizontal	11	1.18	-
2452MHz	Pass	PK	2.4835G	69.37	74.00	-4.63	3	Horizontal	11	1.18	-
2452MHz	Pass	AV	3.26266G	52.79	54.00	-1.21	3	Vertical	154	2.51	-
2452MHz	Pass	AV	4.89398G	38.69	54.00	-15.31	3	Vertical	177	1.66	-
2452MHz	Pass	AV	7.36728G	40.35	54.00	-13.65	3	Vertical	216	1.51	-
2452MHz	Pass	PK	3.26264G	54.92	74.00	-19.08	3	Vertical	154	2.51	-
2452MHz	Pass	PK	4.8938G	54.01	74.00	-19.99	3	Vertical	177	1.66	-
2452MHz	Pass	PK	7.3704G	53.49	74.00	-20.51	3	Vertical	216	1.51	-
2452MHz	Pass	AV	3.26265G	50.80	54.00	-3.20	3	Horizontal	217	1.67	-
2452MHz	Pass	AV	4.8938G	37.70	54.00	-16.30	3	Horizontal	142	1.70	-
2452MHz	Pass	AV	7.344G	41.03	54.00	-12.97	3	Horizontal	357	1.90	-
2452MHz	Pass	PK	3.2627G	54.02	74.00	-19.98	3	Horizontal	217	1.67	-
2452MHz	Pass	PK	4.89398G	54.12	74.00	-19.88	3	Horizontal	142	1.70	-
2452MHz	Pass	PK	7.34148G	56.56	74.00	-17.44	3	Horizontal	357	1.90	-

802.11ax HEW20-BF_Nss1,(MCS0)_2TX

2412MHz_TX

14/10/2019

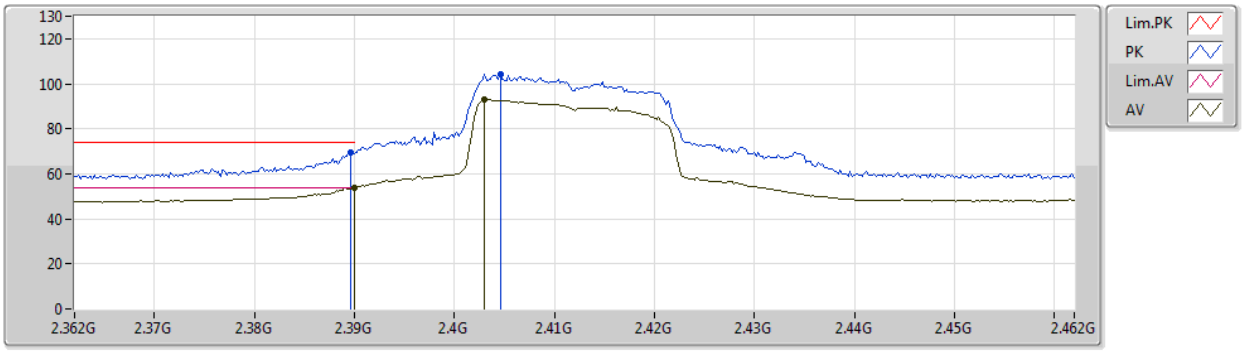

Type	Freq	Level	Limit	Margin	Factor	Dist	Condition	Azimuth	Height	Comment	Raw	AF	CL	PA
	(Hz)	(dBuV/m)	(dBuV/m)	(dB)	(dB)	(m)		(°)	(m)		(dBuV)	(dB)	(dB)	(dB)
AV	2.39G	53.53	54.00	-0.47	31.54	3	Vertical	349	1.30	-	21.99	27.54	4.00	-
AV	2.403G	92.95	Inf	-Inf	31.50	3	Vertical	349	1.30	-	61.45	27.49	4.01	-
PK	2.3896G	69.41	74.00	-4.59	31.54	3	Vertical	349	1.30	-	37.87	27.54	4.00	-
PK	2.4046G	104.15	Inf	-Inf	31.50	3	Vertical	349	1.30	-	72.65	27.49	4.01	-

802.11ax HEW20-BF_Nss1,(MCS0)_2TX

2412MHz_TX

14/10/2019

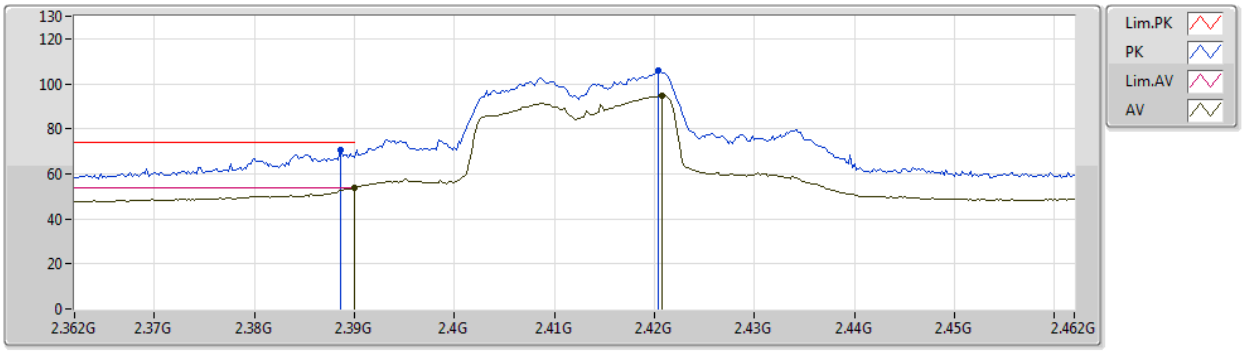

Type	Freq	Level	Limit	Margin	Factor	Dist	Condition	Azimuth	Height	Comment	Raw	AF	CL	PA
	(Hz)	(dBuV/m)	(dBuV/m)	(dB)	(dB)	(m)		(°)	(m)		(dBuV)	(dB)	(dB)	(dB)
AV	2.39G	53.53	54.00	-0.47	31.54	3	Horizontal	349	1.48	-	21.99	27.54	4.00	-
AV	2.4208G	94.91	Inf	-Inf	31.49	3	Horizontal	349	1.48	-	63.42	27.46	4.03	-
PK	2.3886G	70.43	74.00	-3.57	31.55	3	Horizontal	349	1.48	-	38.88	27.55	4.00	-
PK	2.4204G	105.78	Inf	-Inf	31.49	3	Horizontal	349	1.48	-	74.29	27.46	4.03	-

802.11ax HEW20-BF_Nss1,(MCS0)_2TX

2412MHz_TX

14/10/2019

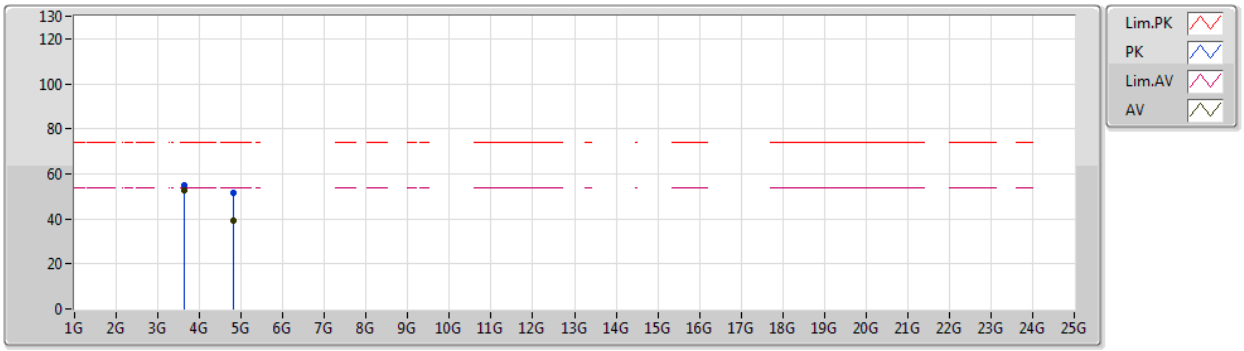

Type	Freq	Level	Limit	Margin	Factor	Dist	Condition	Azimuth	Height	Comment	Raw	AF	CL	PA
	(Hz)	(dBuV/m)	(dBuV/m)	(dB)	(dB)	(m)		(°)	(m)		(dBuV)	(dB)	(dB)	(dB)
AV	3.61797G	52.45	54.00	-1.55	4.34	3	Vertical	159	1.52	-	48.11	29.10	4.99	29.75
AV	4.82346G	39.44	54.00	-14.56	7.51	3	Vertical	296	1.53	-	31.93	31.12	5.79	29.40
PK	3.61804G	54.92	74.00	-19.08	4.34	3	Vertical	159	1.52	-	50.58	29.10	4.99	29.75
PK	4.82532G	51.44	74.00	-22.56	7.52	3	Vertical	296	1.53	-	43.92	31.13	5.79	29.40

802.11ax HEW20-BF_Nss1,(MCS0)_2TX

2412MHz_TX

14/10/2019

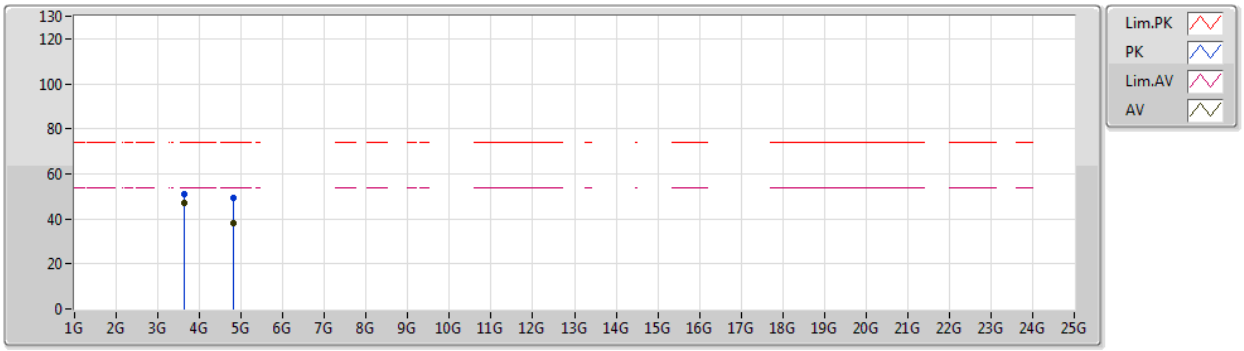

Type	Freq	Level	Limit	Margin	Factor	Dist	Condition	Azimuth	Height	Comment	Raw	AF	CL	PA
	(Hz)	(dBuV/m)	(dBuV/m)	(dB)	(dB)	(m)		(°)	(m)		(dBuV)	(dB)	(dB)	(dB)
AV	3.61797G	47.21	54.00	-6.79	4.34	3	Horizontal	261	1.85	-	42.87	29.10	4.99	29.75
AV	4.82502G	38.00	54.00	-16.00	7.52	3	Horizontal	250	1.50	-	30.48	31.13	5.79	29.40
PK	3.61802G	51.23	74.00	-22.77	4.34	3	Horizontal	261	1.85	-	46.89	29.10	4.99	29.75
PK	4.82286G	49.25	74.00	-24.75	7.51	3	Horizontal	250	1.50	-	41.74	31.12	5.79	29.40

802.11ax HEW20-BF_Nss1,(MCS0)_2TX

2417MHz_TX

14/10/2019

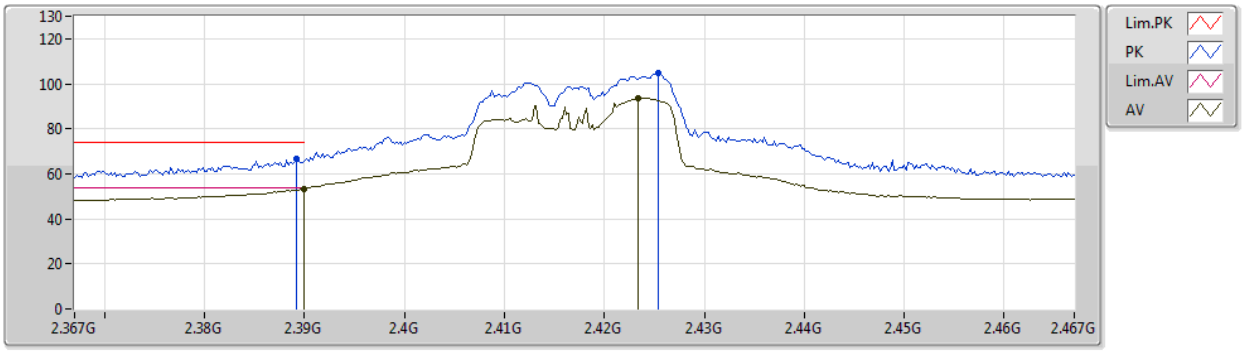

Type	Freq	Level	Limit	Margin	Factor	Dist	Condition	Azimuth	Height	Comment	Raw	AF	CL	PA
	(Hz)	(dBuV/m)	(dBuV/m)	(dB)	(dB)	(m)		(°)	(m)		(dBuV)	(dB)	(dB)	(dB)
AV	2.39G	53.39	54.00	-0.61	31.54	3	Vertical	6	1.33	-	21.85	27.54	4.00	-
AV	2.4234G	93.65	Inf	-Inf	31.48	3	Vertical	6	1.33	-	62.17	27.45	4.03	-
PK	2.3892G	66.88	74.00	-7.12	31.54	3	Vertical	6	1.33	-	35.34	27.54	4.00	-
PK	2.4254G	104.77	Inf	-Inf	31.48	3	Vertical	6	1.33	-	73.29	27.45	4.03	-

802.11ax HEW20-BF_Nss1,(MCS0)_2TX

2417MHz_TX

14/10/2019

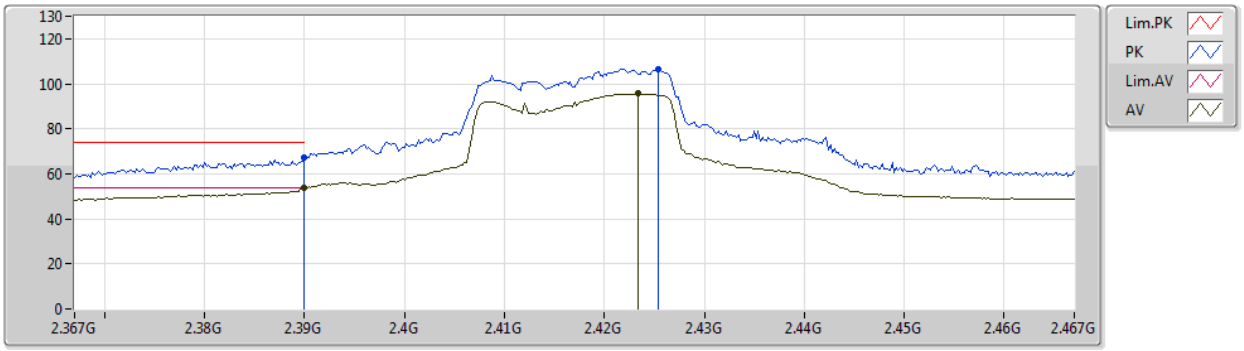

Type	Freq	Level	Limit	Margin	Factor	Dist	Condition	Azimuth	Height	Comment	Raw	AF	CL	PA
	(Hz)	(dBuV/m)	(dBuV/m)	(dB)	(dB)	(m)		(°)	(m)		(dBuV)	(dB)	(dB)	(dB)
AV	2.39G	53.54	54.00	-0.46	31.54	3	Horizontal	349	1.49	-	22.00	27.54	4.00	-
AV	2.4234G	95.64	Inf	-Inf	31.48	3	Horizontal	349	1.49	-	64.16	27.45	4.03	-
PK	2.39G	67.42	74.00	-6.58	31.54	3	Horizontal	349	1.49	-	35.88	27.54	4.00	-
PK	2.4254G	106.66	Inf	-Inf	31.48	3	Horizontal	349	1.49	-	75.18	27.45	4.03	-

802.11ax HEW20-BF_Nss1,(MCS0)_2TX

2437MHz_TX

14/10/2019

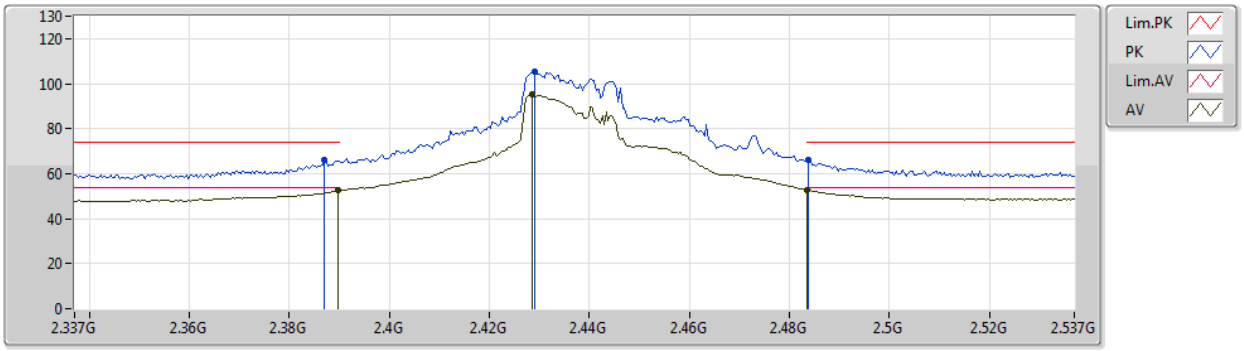

Type	Freq	Level	Limit	Margin	Factor	Dist	Condition	Azimuth	Height	Comment	Raw	AF	CL	PA
	(Hz)	(dBuV/m)	(dBuV/m)	(dB)	(dB)	(m)		(°)	(m)		(dBuV)	(dB)	(dB)	(dB)
AV	2.3898G	52.48	54.00	-1.52	31.54	3	Vertical	0	1.77	-	20.94	27.54	4.00	-
AV	2.4286G	95.15	Inf	-Inf	31.47	3	Vertical	0	1.77	-	63.68	27.44	4.03	-
AV	2.4835G	52.86	54.00	-1.14	31.41	3	Vertical	0	1.77	-	21.45	27.33	4.08	-
PK	2.387G	65.89	74.00	-8.11	31.54	3	Vertical	0	1.77	-	34.35	27.55	3.99	-
PK	2.429G	105.23	Inf	-Inf	31.47	3	Vertical	0	1.77	-	73.76	27.44	4.03	-
PK	2.4838G	66.27	74.00	-7.73	31.41	3	Vertical	0	1.77	-	34.86	27.33	4.08	-

802.11ax HEW20-BF_Nss1,(MCS0)_2TX

2437MHz_TX

14/10/2019

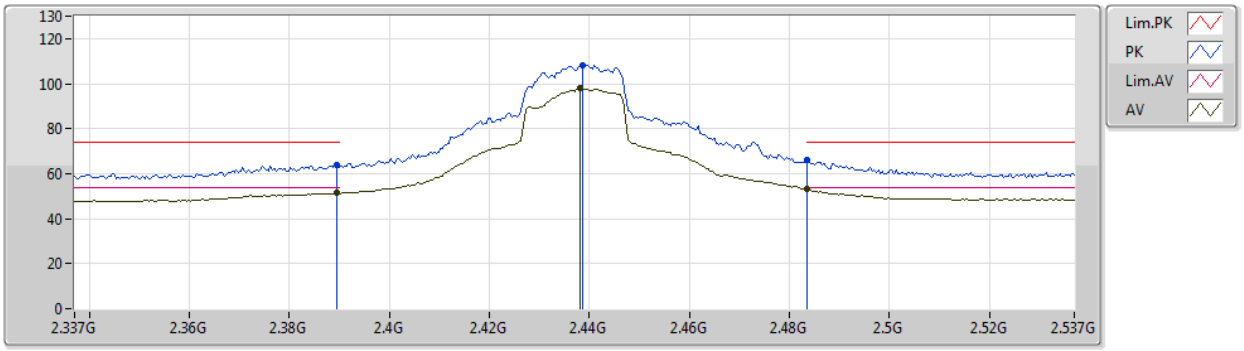

Type	Freq	Level	Limit	Margin	Factor	Dist	Condition	Azimuth	Height	Comment	Raw	AF	CL	PA
	(Hz)	(dBuV/m)	(dBuV/m)	(dB)	(dB)	(m)		(°)	(m)		(dBuV)	(dB)	(dB)	(dB)
AV	2.3894G	51.45	54.00	-2.55	31.54	3	Horizontal	4	1.19	-	19.91	27.54	4.00	-
AV	2.4382G	97.80	Inf	-Inf	31.46	3	Horizontal	4	1.19	-	66.34	27.42	4.04	-
AV	2.4835G	53.19	54.00	-0.81	31.41	3	Horizontal	4	1.19	-	21.78	27.33	4.08	-
PK	2.3894G	64.11	74.00	-9.89	31.54	3	Horizontal	4	1.19	-	32.57	27.54	4.00	-
PK	2.4386G	108.30	Inf	-Inf	31.46	3	Horizontal	4	1.19	-	76.84	27.42	4.04	-
PK	2.4835G	65.87	74.00	-8.13	31.41	3	Horizontal	4	1.19	-	34.46	27.33	4.08	-

802.11ax HEW20-BF_Nss1,(MCS0)_2TX

2437MHz_TX

14/10/2019

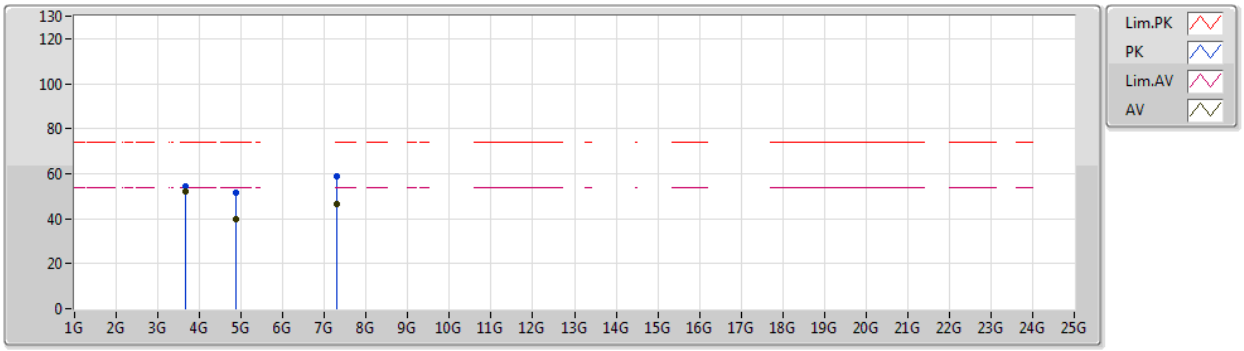

Type	Freq	Level	Limit	Margin	Factor	Dist	Condition	Azimuth	Height	Comment	Raw	AF	CL	PA
	(Hz)	(dBuV/m)	(dBuV/m)	(dB)	(dB)	(m)		(°)	(m)		(dBuV)	(dB)	(dB)	(dB)
AV	3.65546G	52.06	54.00	-1.94	4.39	3	Vertical	160	1.61	-	47.67	29.10	5.02	29.73
AV	4.86884G	40.06	54.00	-13.94	7.62	3	Vertical	142	1.80	-	32.44	31.17	5.83	29.38
AV	7.30698G	46.38	54.00	-7.62	13.43	3	Vertical	173	1.50	-	32.95	36.29	7.49	30.35
PK	3.6555G	54.31	74.00	-19.69	4.39	3	Vertical	160	1.61	-	49.92	29.10	5.02	29.73
PK	4.86944G	51.66	74.00	-22.34	7.62	3	Vertical	142	1.80	-	44.04	31.17	5.83	29.38
PK	7.3083G	59.09	74.00	-14.91	13.41	3	Vertical	173	1.50	-	45.68	36.29	7.48	30.36

802.11ax HEW20-BF_Nss1,(MCS0)_2TX

2437MHz_TX

14/10/2019

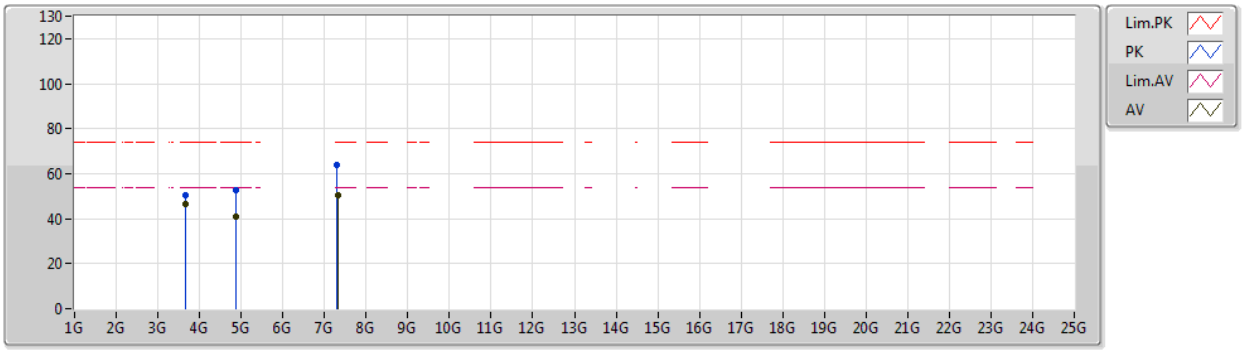

Type	Freq	Level	Limit	Margin	Factor	Dist	Condition	Azimuth	Height	Comment	Raw	AF	CL	PA
	(Hz)	(dBuV/m)	(dBuV/m)	(dB)	(dB)	(m)		(°)	(m)		(dBuV)	(dB)	(dB)	(dB)
AV	3.65545G	46.60	54.00	-7.40	4.39	3	Horizontal	259	1.88	-	42.21	29.10	5.02	29.73
AV	4.87094G	40.88	54.00	-13.12	7.62	3	Horizontal	143	1.83	-	33.26	31.17	5.83	29.38
AV	7.31496G	50.30	54.00	-3.70	13.40	3	Horizontal	343	1.26	-	36.90	36.29	7.47	30.36
PK	3.65545G	50.62	74.00	-23.38	4.39	3	Horizontal	259	1.88	-	46.23	29.10	5.02	29.73
PK	4.86866G	52.53	74.00	-21.47	7.62	3	Horizontal	143	1.83	-	44.91	31.17	5.83	29.38
PK	7.3062G	63.78	74.00	-10.22	13.43	3	Horizontal	343	1.26	-	50.35	36.29	7.49	30.35

802.11ax HEW20-BF_Nss1,(MCS0)_2TX

2457MHz_TX

14/10/2019

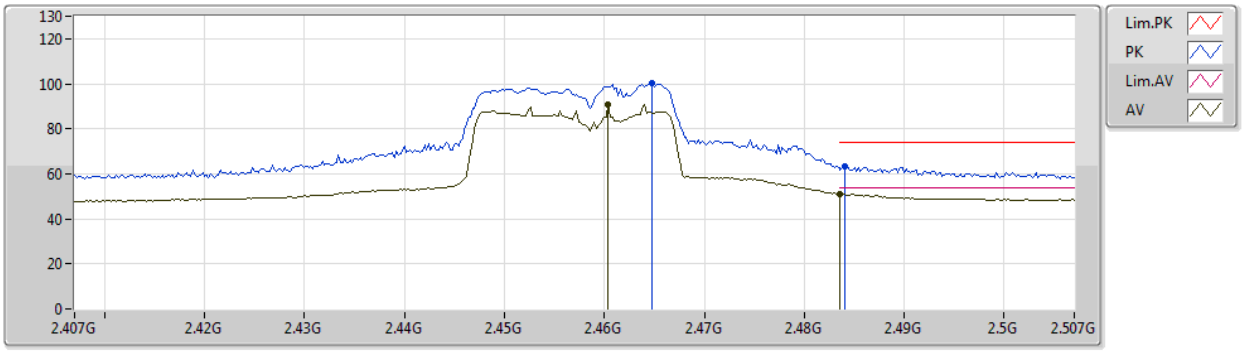

Type	Freq	Level	Limit	Margin	Factor	Dist	Condition	Azimuth	Height	Comment	Raw	AF	CL	PA
	(Hz)	(dBuV/m)	(dBuV/m)	(dB)	(dB)	(m)		(°)	(m)		(dBuV)	(dB)	(dB)	(dB)
AV	2.4604G	90.60	Inf	-Inf	31.44	3	Vertical	0	1.44	-	59.16	27.38	4.06	-
AV	2.4835G	51.05	54.00	-2.95	31.41	3	Vertical	0	1.44	-	19.64	27.33	4.08	-
PK	2.4648G	100.25	Inf	-Inf	31.44	3	Vertical	0	1.44	-	68.81	27.37	4.07	-
PK	2.484G	63.20	74.00	-10.80	31.41	3	Vertical	0	1.44	-	31.79	27.33	4.08	-

802.11ax HEW20-BF_Nss1,(MCS0)_2TX

2457MHz_TX

14/10/2019

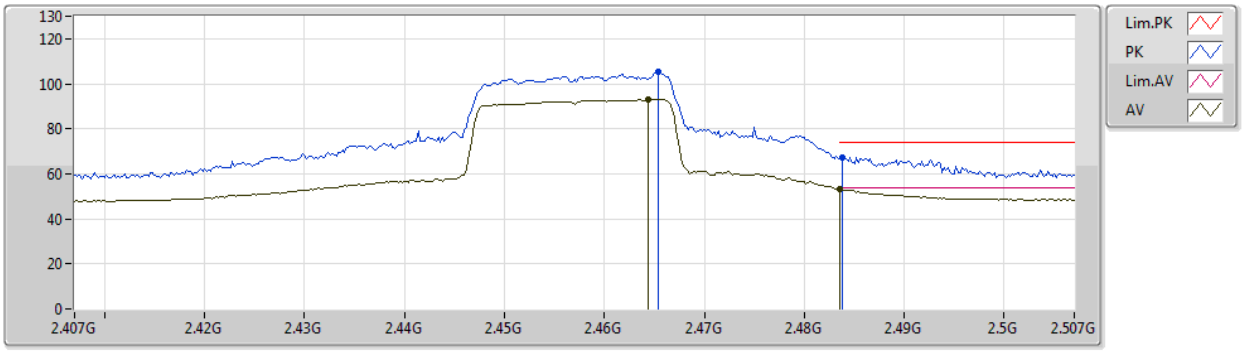

Type	Freq	Level	Limit	Margin	Factor	Dist	Condition	Azimuth	Height	Comment	Raw	AF	CL	PA
	(Hz)	(dBuV/m)	(dBuV/m)	(dB)	(dB)	(m)		(°)	(m)		(dBuV)	(dB)	(dB)	(dB)
AV	2.4644G	92.94	Inf	-Inf	31.44	3	Horizontal	0	1.30	-	61.50	27.37	4.07	-
AV	2.4835G	53.50	54.00	-0.50	31.41	3	Horizontal	0	1.30	-	22.09	27.33	4.08	-
PK	2.4654G	105.22	Inf	-Inf	31.44	3	Horizontal	0	1.30	-	73.78	27.37	4.07	-
PK	2.4838G	67.44	74.00	-6.56	31.41	3	Horizontal	0	1.30	-	36.03	27.33	4.08	-

802.11ax HEW20-BF_Nss1,(MCS0)_2TX

2462MHz_TX

14/10/2019

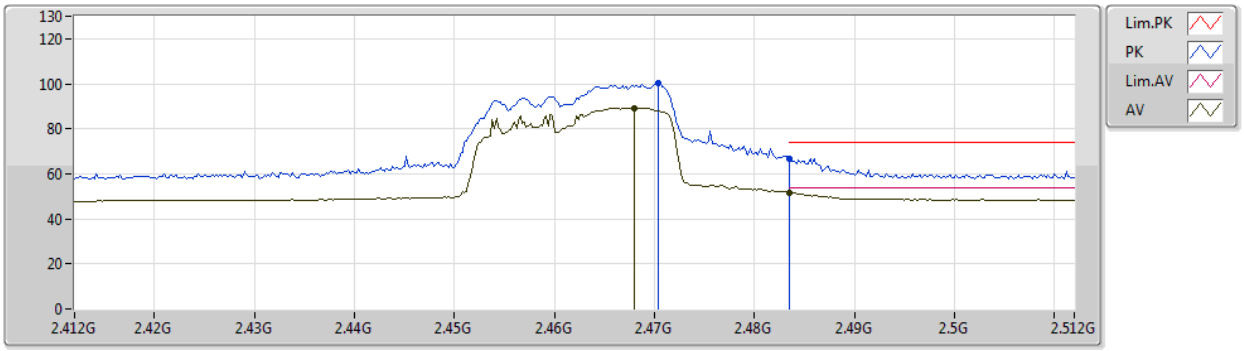

Type	Freq	Level	Limit	Margin	Factor	Dist	Condition	Azimuth	Height	Comment	Raw	AF	CL	PA
	(Hz)	(dBuV/m)	(dBuV/m)	(dB)	(dB)	(m)		(°)	(m)		(dBuV)	(dB)	(dB)	(dB)
AV	2.468G	89.33	Inf	-Inf	31.43	3	Vertical	327	1.47	-	57.90	27.36	4.07	-
AV	2.4835G	51.82	54.00	-2.18	31.41	3	Vertical	327	1.47	-	20.41	27.33	4.08	-
PK	2.4704G	100.38	Inf	-Inf	31.43	3	Vertical	327	1.47	-	68.95	27.36	4.07	-
PK	2.4835G	66.74	74.00	-7.26	31.41	3	Vertical	327	1.47	-	35.33	27.33	4.08	-

802.11ax HEW20-BF_Nss1,(MCS0)_2TX

2462MHz_TX

14/10/2019

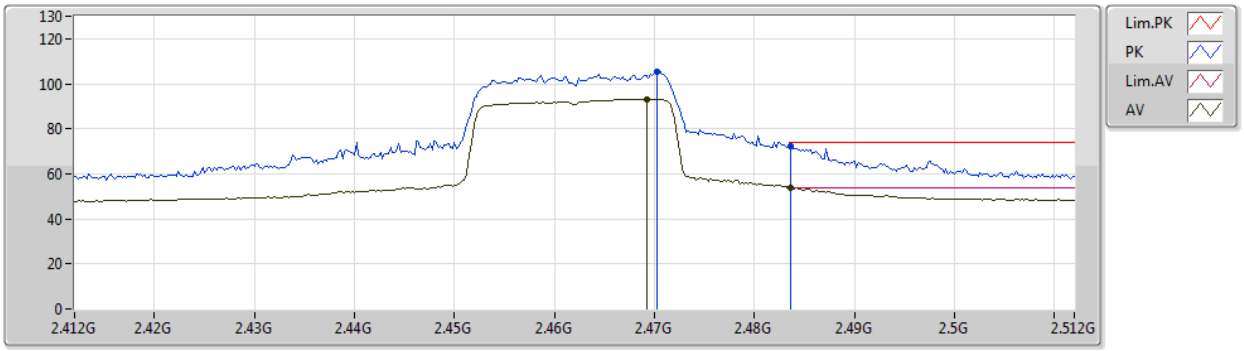

Type	Freq	Level	Limit	Margin	Factor	Dist	Condition	Azimuth	Height	Comment	Raw	AF	CL	PA
	(Hz)	(dBuV/m)	(dBuV/m)	(dB)	(dB)	(m)		(°)	(m)		(dBuV)	(dB)	(dB)	(dB)
AV	2.4692G	93.03	Inf	-Inf	31.43	3	Horizontal	0	1.31	-	61.60	27.36	4.07	-
AV	2.4836G	53.80	54.00	-0.20	31.41	3	Horizontal	0	1.31	-	22.39	27.33	4.08	-
PK	2.4702G	105.28	Inf	-Inf	31.43	3	Horizontal	0	1.31	-	73.85	27.36	4.07	-
PK	2.4836G	72.34	74.00	-1.66	31.41	3	Horizontal	0	1.31	-	40.93	27.33	4.08	-

802.11ax HEW20-BF_Nss1,(MCS0)_2TX

2462MHz_TX

14/10/2019

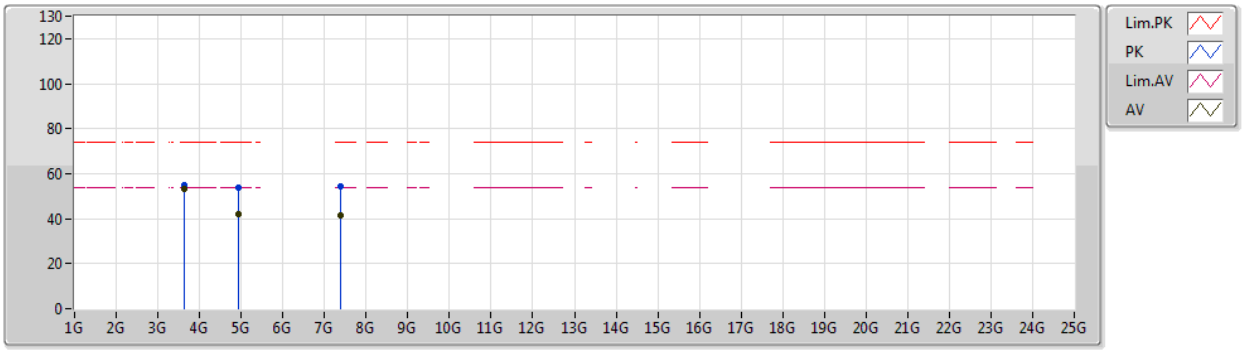

Type	Freq	Level	Limit	Margin	Factor	Dist	Condition	Azimuth	Height	Comment	Raw	AF	CL	PA
	(Hz)	(dBuV/m)	(dBuV/m)	(dB)	(dB)	(m)		(°)	(m)		(dBuV)	(dB)	(dB)	(dB)
AV	3.61797G	53.19	54.00	-0.81	4.34	3	Vertical	160	1.72	-	48.85	29.10	4.99	29.75
AV	4.9276G	41.79	54.00	-12.21	7.80	3	Vertical	188	1.73	-	33.99	31.28	5.87	29.35
AV	7.38204G	41.26	54.00	-12.74	13.15	3	Vertical	218	1.57	-	28.11	36.22	7.35	30.42
PK	3.61795G	55.00	74.00	-19.00	4.34	3	Vertical	160	1.72	-	50.66	29.10	4.99	29.75
PK	4.933G	53.63	74.00	-20.37	7.82	3	Vertical	188	1.73	-	45.81	31.30	5.87	29.35
PK	7.38594G	54.41	74.00	-19.59	13.13	3	Vertical	218	1.57	-	41.28	36.21	7.34	30.42

802.11ax HEW20-BF_Nss1,(MCS0)_2TX

2462MHz_TX

14/10/2019

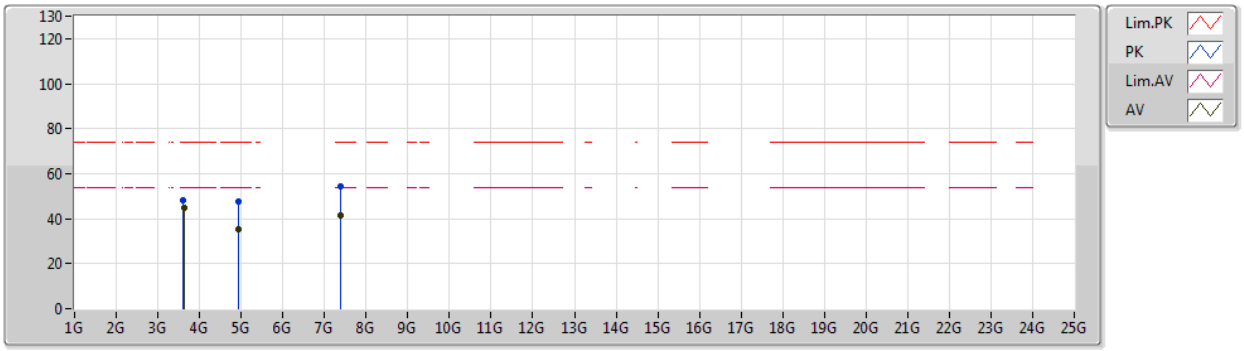

Type	Freq	Level	Limit	Margin	Factor	Dist	Condition	Azimuth	Height	Comment	Raw	AF	CL	PA
	(Hz)	(dBuV/m)	(dBuV/m)	(dB)	(dB)	(m)		(°)	(m)		(dBuV)	(dB)	(dB)	(dB)
AV	3.61797G	44.70	54.00	-9.30	4.34	3	Horizontal	146	1.50	-	40.36	29.10	4.99	29.75
AV	4.9246G	35.17	54.00	-18.83	7.79	3	Horizontal	136	1.50	-	27.38	31.27	5.87	29.35
AV	7.3851G	41.22	54.00	-12.78	13.13	3	Horizontal	20	1.41	-	28.09	36.21	7.34	30.42
PK	3.61787G	48.01	74.00	-25.99	4.34	3	Horizontal	146	1.50	-	43.67	29.10	4.99	29.75
PK	4.93048G	47.41	74.00	-26.59	7.81	3	Horizontal	136	1.50	-	39.60	31.29	5.87	29.35
PK	7.38258G	54.22	74.00	-19.78	13.15	3	Horizontal	20	1.41	-	41.07	36.22	7.35	30.42

802.11ax HEW40-BF_Nss1,(MCS0)_2TX

2422MHz_TX

14/10/2019

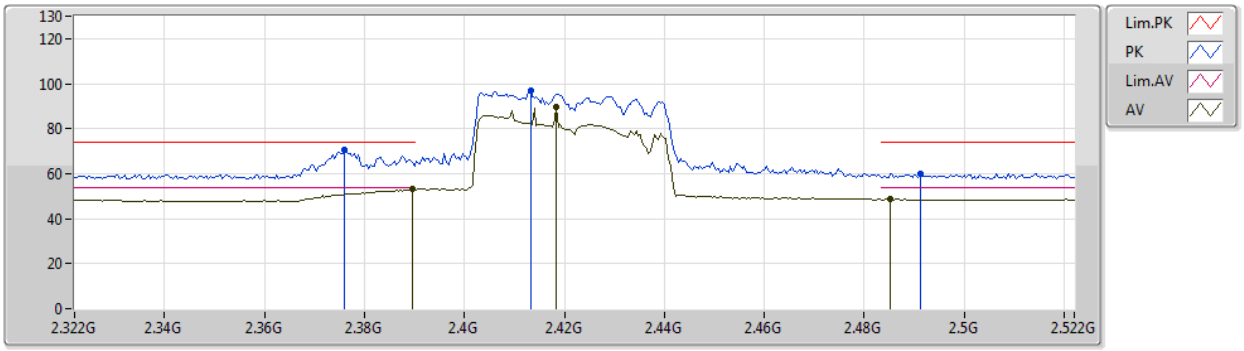

Type	Freq	Level	Limit	Margin	Factor	Dist	Condition	Azimuth	Height	Comment	Raw	AF	CL	PA
	(Hz)	(dBuV/m)	(dBuV/m)	(dB)	(dB)	(m)		(°)	(m)		(dBuV)	(dB)	(dB)	(dB)
AV	2.3896G	53.09	54.00	-0.91	31.54	3	Vertical	360	1.97	-	21.55	27.54	4.00	-
AV	2.4184G	89.50	Inf	-Inf	31.48	3	Vertical	360	1.97	-	58.02	27.46	4.02	-
AV	2.4852G	48.50	54.00	-5.50	31.42	3	Vertical	360	1.97	-	17.08	27.33	4.09	-
PK	2.376G	70.68	74.00	-3.32	31.58	3	Vertical	360	1.97	-	39.10	27.60	3.98	-
PK	2.4132G	96.77	Inf	-Inf	31.49	3	Vertical	360	1.97	-	65.28	27.47	4.02	-
PK	2.4912G	59.79	74.00	-14.21	31.41	3	Vertical	360	1.97	-	28.38	27.32	4.09	-

802.11ax HEW40-BF_Nss1,(MCS0)_2TX

2422MHz_TX

14/10/2019

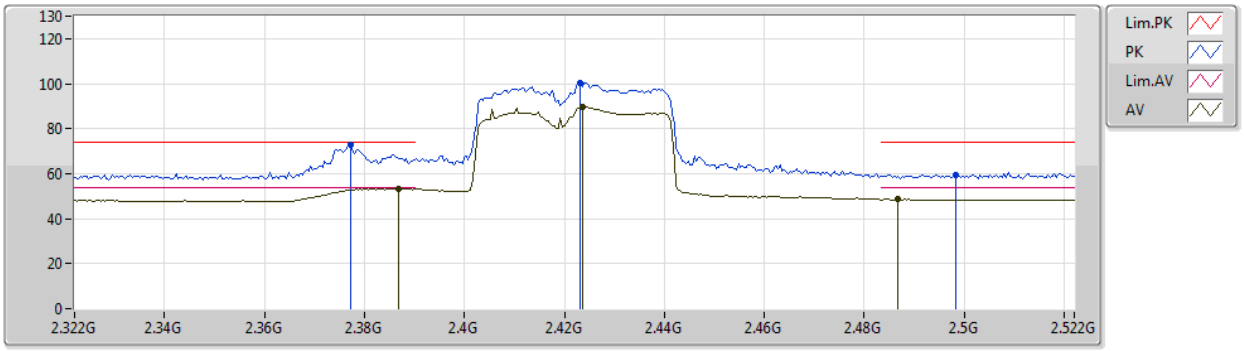

Type	Freq	Level	Limit	Margin	Factor	Dist	Condition	Azimuth	Height	Comment	Raw	AF	CL	PA
	(Hz)	(dBuV/m)	(dBuV/m)	(dB)	(dB)	(m)		(°)	(m)		(dBuV)	(dB)	(dB)	(dB)
AV	2.3868G	53.50	54.00	-0.50	31.54	3	Horizontal	1	1.50	-	21.96	27.55	3.99	-
AV	2.4236G	89.78	Inf	-Inf	31.48	3	Horizontal	1	1.50	-	58.30	27.45	4.03	-
AV	2.4868G	48.50	54.00	-5.50	31.42	3	Horizontal	1	1.50	-	17.08	27.33	4.09	-
PK	2.3772G	72.63	74.00	-1.37	31.57	3	Horizontal	1	1.50	-	41.06	27.59	3.98	-
PK	2.4232G	100.43	Inf	-Inf	31.48	3	Horizontal	1	1.50	-	68.95	27.45	4.03	-
PK	2.4984G	59.56	74.00	-14.44	31.40	3	Horizontal	1	1.50	-	28.16	27.30	4.10	-

802.11ax HEW40-BF_Nss1,(MCS0)_2TX

2422MHz_TX

14/10/2019

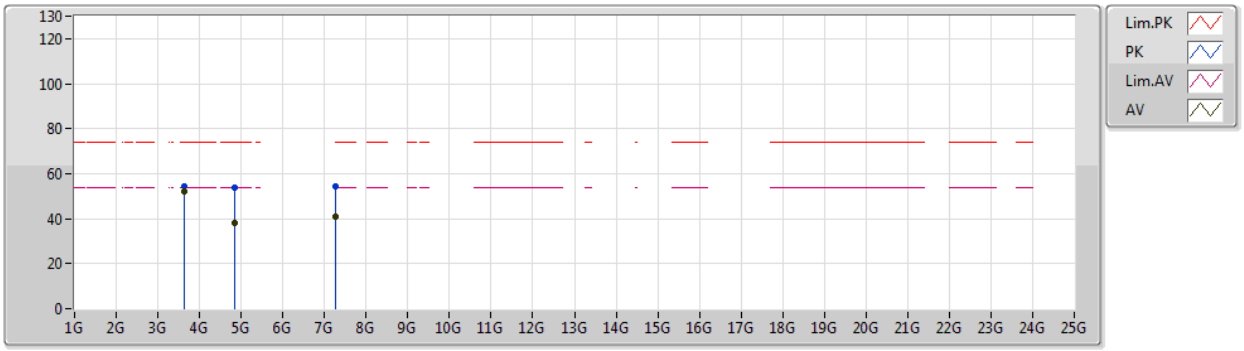

Type	Freq	Level	Limit	Margin	Factor	Dist	Condition	Azimuth	Height	Comment	Raw	AF	CL	PA
	(Hz)	(dBuV/m)	(dBuV/m)	(dB)	(dB)	(m)		(°)	(m)		(dBuV)	(dB)	(dB)	(dB)
AV	3.63296G	51.93	54.00	-2.07	4.36	3	Vertical	160	1.54	-	47.57	29.10	5.00	29.74
AV	4.84394G	38.06	54.00	-15.94	7.56	3	Vertical	141	1.70	-	30.50	31.14	5.81	29.39
AV	7.2606G	41.11	54.00	-12.89	13.48	3	Vertical	174	1.76	-	27.63	36.22	7.57	30.31
PK	3.63298G	54.14	74.00	-19.86	4.36	3	Vertical	160	1.54	-	49.78	29.10	5.00	29.74
PK	4.84394G	53.70	74.00	-20.30	7.56	3	Vertical	141	1.70	-	46.14	31.14	5.81	29.39
PK	7.25184G	54.49	74.00	-19.51	13.48	3	Vertical	174	1.76	-	41.01	36.20	7.59	30.31

802.11ax HEW40-BF_Nss1,(MCS0)_2TX

2422MHz_TX

14/10/2019

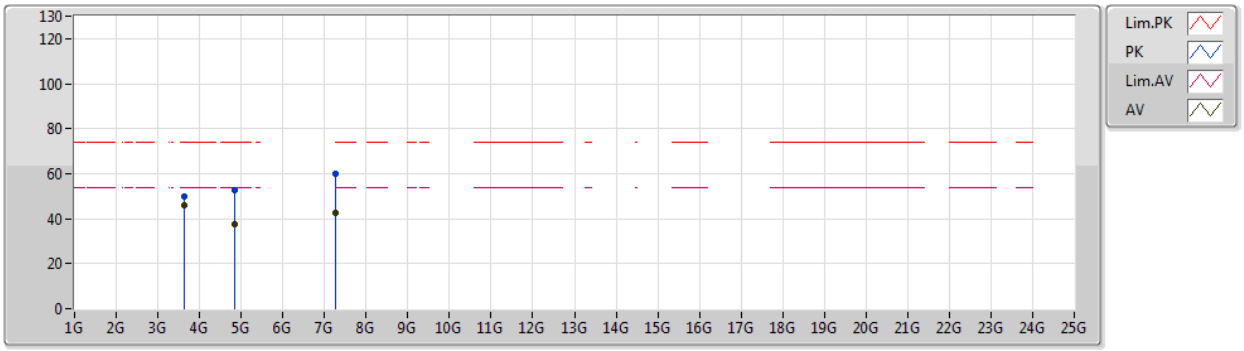

Type	Freq	Level	Limit	Margin	Factor	Dist	Condition	Azimuth	Height	Comment	Raw	AF	CL	PA
	(Hz)	(dBuV/m)	(dBuV/m)	(dB)	(dB)	(m)		(°)	(m)		(dBuV)	(dB)	(dB)	(dB)
AV	3.63295G	45.87	54.00	-8.13	4.36	3	Horizontal	263	1.89	-	41.51	29.10	5.00	29.74
AV	4.84382G	37.73	54.00	-16.27	7.56	3	Horizontal	144	1.88	-	30.17	31.14	5.81	29.39
AV	7.25226G	42.79	54.00	-11.21	13.48	3	Horizontal	360	2.01	-	29.31	36.20	7.59	30.31
PK	3.633G	50.03	74.00	-23.97	4.36	3	Horizontal	263	1.89	-	45.67	29.10	5.00	29.74
PK	4.844G	52.77	74.00	-21.23	7.56	3	Horizontal	144	1.88	-	45.21	31.14	5.81	29.39
PK	7.2519G	59.85	74.00	-14.15	13.48	3	Horizontal	360	2.01	-	46.37	36.20	7.59	30.31

802.11ax HEW40-BF_Nss1,(MCS0)_2TX

2427MHz_TX

14/10/2019

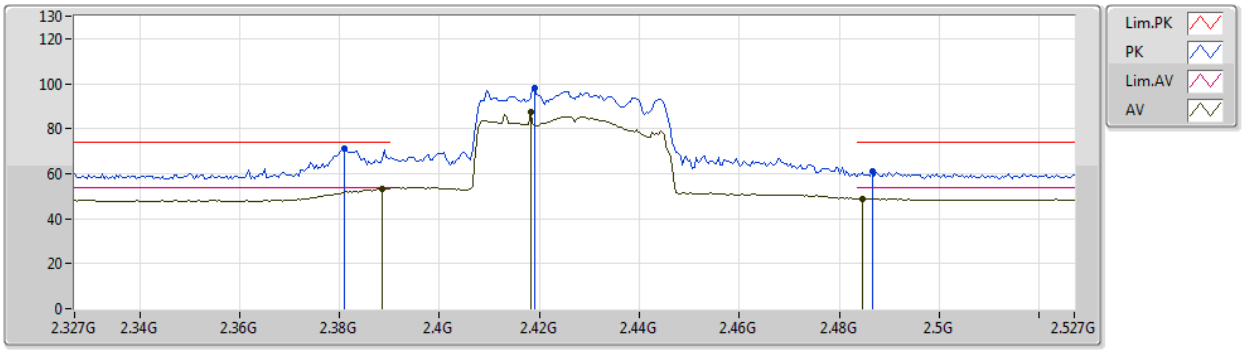

Type	Freq	Level	Limit	Margin	Factor	Dist	Condition	Azimuth	Height	Comment	Raw	AF	CL	PA
	(Hz)	(dBuV/m)	(dBuV/m)	(dB)	(dB)	(m)		(°)	(m)		(dBuV)	(dB)	(dB)	(dB)
AV	2.3886G	53.39	54.00	-0.61	31.55	3	Vertical	3	1.85	-	21.84	27.55	4.00	-
AV	2.4182G	87.43	Inf	-Inf	31.48	3	Vertical	3	1.85	-	55.95	27.46	4.02	-
AV	2.4846G	48.76	54.00	-5.24	31.42	3	Vertical	3	1.85	-	17.34	27.33	4.09	-
PK	2.381G	71.31	74.00	-2.69	31.57	3	Vertical	3	1.85	-	39.74	27.58	3.99	-
PK	2.419G	98.24	Inf	-Inf	31.48	3	Vertical	3	1.85	-	66.76	27.46	4.02	-
PK	2.4866G	60.96	74.00	-13.04	31.42	3	Vertical	3	1.85	-	29.54	27.33	4.09	-

802.11ax HEW40-BF_Nss1,(MCS0)_2TX

14/10/2019

2427MHz_TX

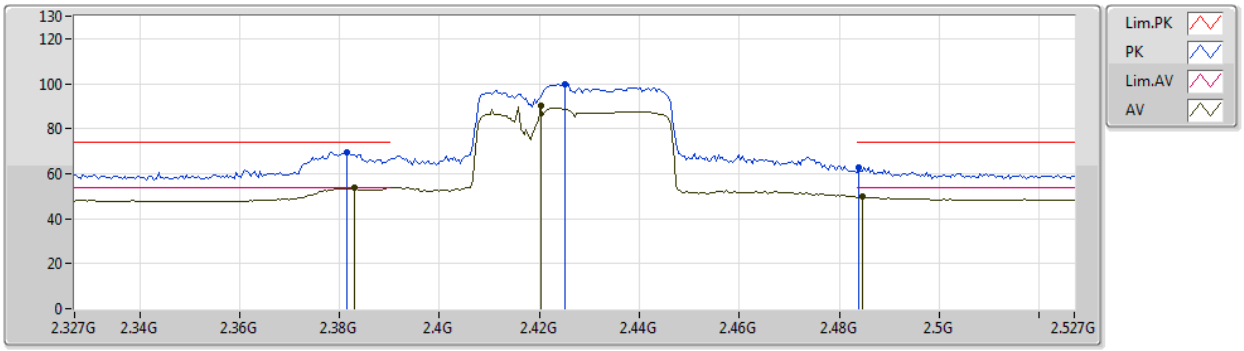

Type	Freq	Level	Limit	Margin	Factor	Dist	Condition	Azimuth	Height	Comment	Raw	AF	CL	PA
	(Hz)	(dBuV/m)	(dBuV/m)	(dB)	(dB)	(m)		(°)	(m)		(dBuV)	(dB)	(dB)	(dB)
AV	2.383G	53.76	54.00	-0.24	31.56	3	Horizontal	360	1.50	-	22.20	27.57	3.99	-
AV	2.4202G	90.11	Inf	-Inf	31.48	3	Horizontal	360	1.50	-	58.63	27.46	4.02	-
AV	2.4846G	49.76	54.00	-4.24	31.42	3	Horizontal	360	1.50	-	18.34	27.33	4.09	-
PK	2.3814G	69.47	74.00	-4.53	31.56	3	Horizontal	360	1.50	-	37.91	27.57	3.99	-
PK	2.425G	99.92	Inf	-Inf	31.48	3	Horizontal	360	1.50	-	68.44	27.45	4.03	-
PK	2.4838G	62.75	74.00	-11.25	31.41	3	Horizontal	360	1.50	-	31.34	27.33	4.08	-

802.11ax HEW40-BF_Nss1,(MCS0)_2TX

2437MHz_TX

14/10/2019

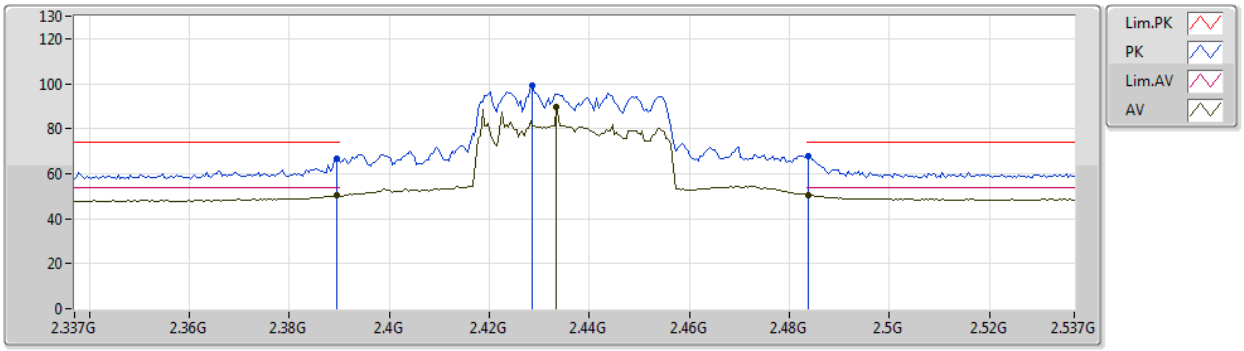

Type	Freq	Level	Limit	Margin	Factor	Dist	Condition	Azimuth	Height	Comment	Raw	AF	CL	PA
	(Hz)	(dBuV/m)	(dBuV/m)	(dB)	(dB)	(m)		(°)	(m)		(dBuV)	(dB)	(dB)	(dB)
PK	2.3894G	66.41	74.00	-7.59	31.54	3	Vertical	360	1.90	-	34.87	27.54	4.00	-
AV	2.3894G	50.29	54.00	-3.71	31.54	3	Vertical	360	1.90	-	18.75	27.54	4.00	-
PK	2.4286G	99.03	Inf	-Inf	31.47	3	Vertical	360	1.90	-	67.56	27.44	4.03	-
AV	2.4334G	89.93	Inf	-Inf	31.47	3	Vertical	360	1.90	-	58.46	27.43	4.04	-
PK	2.4838G	67.97	74.00	-6.03	31.41	3	Vertical	360	1.90	-	36.56	27.33	4.08	-
AV	2.4838G	50.64	54.00	-3.36	31.41	3	Vertical	360	1.90	-	19.23	27.33	4.08	-

802.11ax HEW40-BF_Nss1,(MCS0)_2TX

2437MHz_TX

14/10/2019

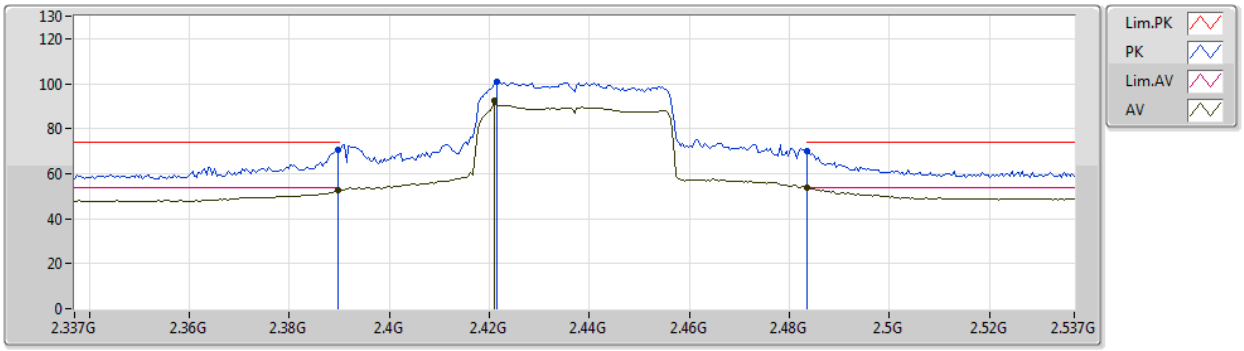

Type	Freq	Level	Limit	Margin	Factor	Dist	Condition	Azimuth	Height	Comment	Raw	AF	CL	PA
	(Hz)	(dBuV/m)	(dBuV/m)	(dB)	(dB)	(m)		(°)	(m)		(dBuV)	(dB)	(dB)	(dB)
AV	2.3898G	52.48	54.00	-1.52	31.54	3	Horizontal	360	1.50	-	20.94	27.54	4.00	-
AV	2.421G	92.44	Inf	-Inf	31.49	3	Horizontal	360	1.50	-	60.95	27.46	4.03	-
AV	2.4835G	53.65	54.00	-0.35	31.41	3	Horizontal	360	1.50	-	22.24	27.33	4.08	-
PK	2.3898G	70.86	74.00	-3.14	31.54	3	Horizontal	360	1.50	-	39.32	27.54	4.00	-
PK	2.4214G	101.11	Inf	-Inf	31.49	3	Horizontal	360	1.50	-	69.62	27.46	4.03	-
PK	2.4835G	70.30	74.00	-3.70	31.41	3	Horizontal	360	1.50	-	38.89	27.33	4.08	-

802.11ax HEW40-BF_Nss1,(MCS0)_2TX

2437MHz_TX

14/10/2019

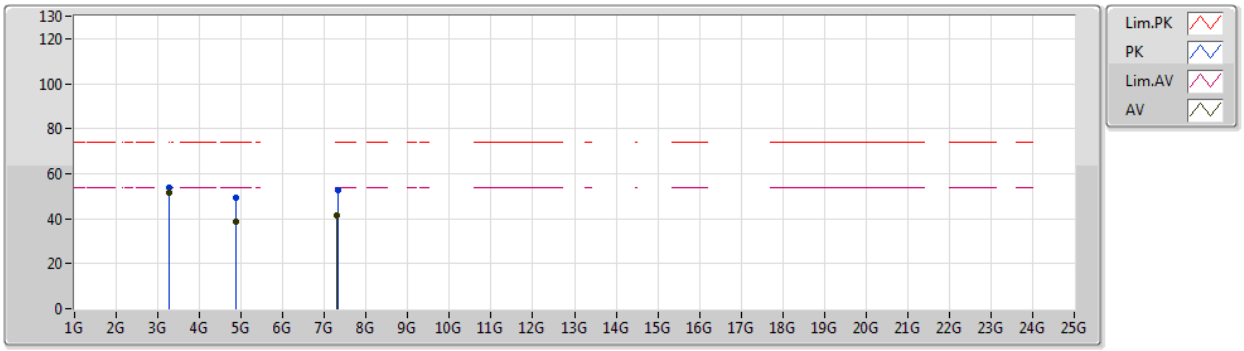

Type	Freq	Level	Limit	Margin	Factor	Dist	Condition	Azimuth	Height	Comment	Raw	AF	CL	PA
	(Hz)	(dBuV/m)	(dBuV/m)	(dB)	(dB)	(m)		(°)	(m)		(dBuV)	(dB)	(dB)	(dB)
AV	3.26265G	51.43	54.00	-2.57	3.27	3	Vertical	154	2.52	-	48.16	28.42	4.74	29.89
AV	4.87448G	38.80	54.00	-15.20	7.62	3	Vertical	140	1.50	-	31.18	31.17	5.83	29.38
AV	7.30428G	41.70	54.00	-12.30	13.44	3	Vertical	173	1.88	-	28.26	36.30	7.49	30.35
PK	3.26278G	53.71	74.00	-20.29	3.27	3	Vertical	154	2.52	-	50.44	28.42	4.74	29.89
PK	4.88384G	49.05	74.00	-24.95	7.65	3	Vertical	140	1.50	-	41.40	31.18	5.84	29.37
PK	7.32102G	52.60	74.00	-21.40	13.37	3	Vertical	173	1.88	-	39.23	36.28	7.46	30.37

802.11ax HEW40-BF_Nss1,(MCS0)_2TX

2437MHz_TX

14/10/2019

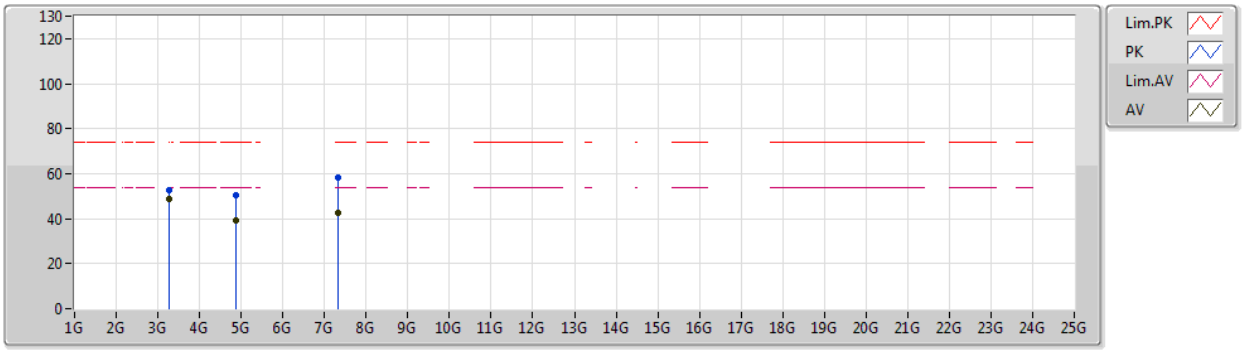

Type	Freq	Level	Limit	Margin	Factor	Dist	Condition	Azimuth	Height	Comment	Raw	AF	CL	PA
	(Hz)	(dBuV/m)	(dBuV/m)	(dB)	(dB)	(m)		(°)	(m)		(dBuV)	(dB)	(dB)	(dB)
AV	3.26266G	49.00	54.00	-5.00	3.27	3	Horizontal	217	1.67	-	45.73	28.42	4.74	29.89
AV	4.87454G	38.95	54.00	-15.05	7.62	3	Horizontal	144	1.99	-	31.33	31.17	5.83	29.38
AV	7.31034G	42.85	54.00	-11.15	13.41	3	Horizontal	343	1.33	-	29.44	36.29	7.48	30.36
PK	3.26263G	52.72	74.00	-21.28	3.27	3	Horizontal	217	1.67	-	49.45	28.42	4.74	29.89
PK	4.8746G	50.48	74.00	-23.52	7.62	3	Horizontal	144	1.99	-	42.86	31.17	5.83	29.38
PK	7.31676G	58.01	74.00	-15.99	13.39	3	Horizontal	343	1.33	-	44.62	36.28	7.47	30.36

802.11ax HEW40-BF_Nss1,(MCS0)_2TX

2447MHz_TX

14/10/2019

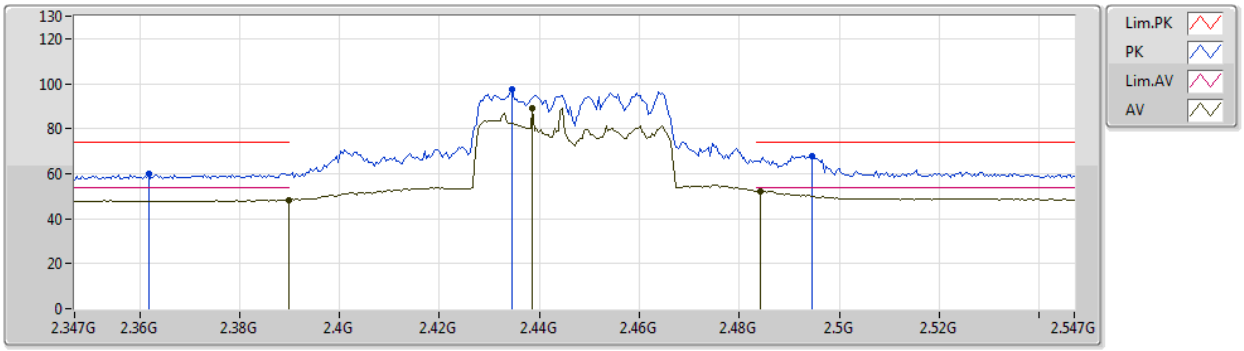

Type	Freq	Level	Limit	Margin	Factor	Dist	Condition	Azimuth	Height	Comment	Raw	AF	CL	PA
	(Hz)	(dBuV/m)	(dBuV/m)	(dB)	(dB)	(m)		(°)	(m)		(dBuV)	(dB)	(dB)	(dB)
AV	2.3898G	48.20	54.00	-5.80	31.54	3	Vertical	3	1.86	-	16.66	27.54	4.00	-
AV	2.4386G	89.20	Inf	-Inf	31.46	3	Vertical	3	1.86	-	57.74	27.42	4.04	-
AV	2.4842G	52.37	54.00	-1.63	31.42	3	Vertical	3	1.86	-	20.95	27.33	4.09	-
PK	2.3618G	59.94	74.00	-14.06	31.62	3	Vertical	3	1.86	-	28.32	27.65	3.97	-
PK	2.4346G	97.23	Inf	-Inf	31.47	3	Vertical	3	1.86	-	65.76	27.43	4.04	-
PK	2.4946G	68.03	74.00	-5.97	31.40	3	Vertical	3	1.86	-	36.63	27.31	4.09	-

802.11ax HEW40-BF_Nss1,(MCS0)_2TX

2447MHz_TX

14/10/2019

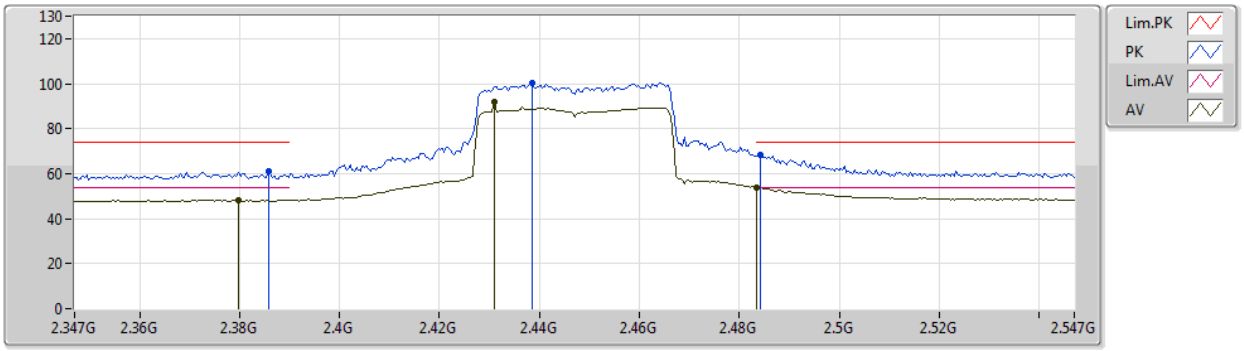

Type	Freq	Level	Limit	Margin	Factor	Dist	Condition	Azimuth	Height	Comment	Raw	AF	CL	PA
	(Hz)	(dBuV/m)	(dBuV/m)	(dB)	(dB)	(m)		(°)	(m)		(dBuV)	(dB)	(dB)	(dB)
AV	2.3798G	48.41	54.00	-5.59	31.57	3	Horizontal	0	1.50	-	16.84	27.58	3.99	-
AV	2.431G	91.82	Inf	-Inf	31.48	3	Horizontal	0	1.50	-	60.34	27.44	4.04	-
AV	2.4835G	53.80	54.00	-0.20	31.41	3	Horizontal	0	1.50	-	22.39	27.33	4.08	-
PK	2.3858G	60.80	74.00	-13.20	31.55	3	Horizontal	0	1.50	-	29.25	27.56	3.99	-
PK	2.4386G	100.26	Inf	-Inf	31.46	3	Horizontal	0	1.50	-	68.80	27.42	4.04	-
PK	2.4842G	68.15	74.00	-5.85	31.42	3	Horizontal	0	1.50	-	36.73	27.33	4.09	-

802.11ax HEW40-BF_Nss1,(MCS0)_2TX

2452MHz_TX

14/10/2019

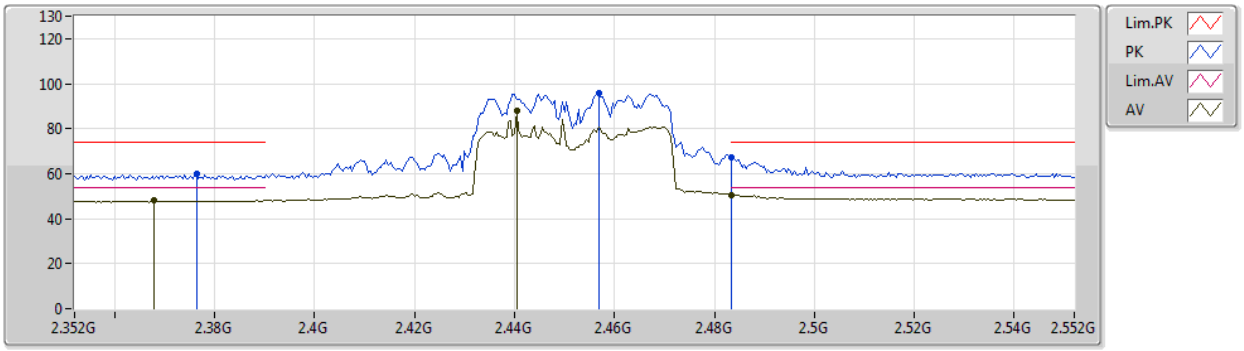

Type	Freq	Level	Limit	Margin	Factor	Dist	Condition	Azimuth	Height	Comment	Raw	AF	CL	PA
	(Hz)	(dBuV/m)	(dBuV/m)	(dB)	(dB)	(m)		(°)	(m)		(dBuV)	(dB)	(dB)	(dB)
AV	2.368G	48.14	54.00	-5.86	31.61	3	Vertical	0	2.08	-	16.53	27.63	3.98	-
AV	2.4404G	88.03	Inf	-Inf	31.46	3	Vertical	0	2.08	-	56.57	27.42	4.04	-
AV	2.4835G	50.64	54.00	-3.36	31.41	3	Vertical	0	2.08	-	19.23	27.33	4.08	-
PK	2.3764G	59.74	74.00	-14.26	31.57	3	Vertical	0	2.08	-	28.17	27.59	3.98	-
PK	2.4568G	95.54	Inf	-Inf	31.45	3	Vertical	0	2.08	-	64.09	27.39	4.06	-
PK	2.4835G	67.50	74.00	-6.50	31.41	3	Vertical	0	2.08	-	36.09	27.33	4.08	-

802.11ax HEW40-BF_Nss1,(MCS0)_2TX

2452MHz_TX

14/10/2019

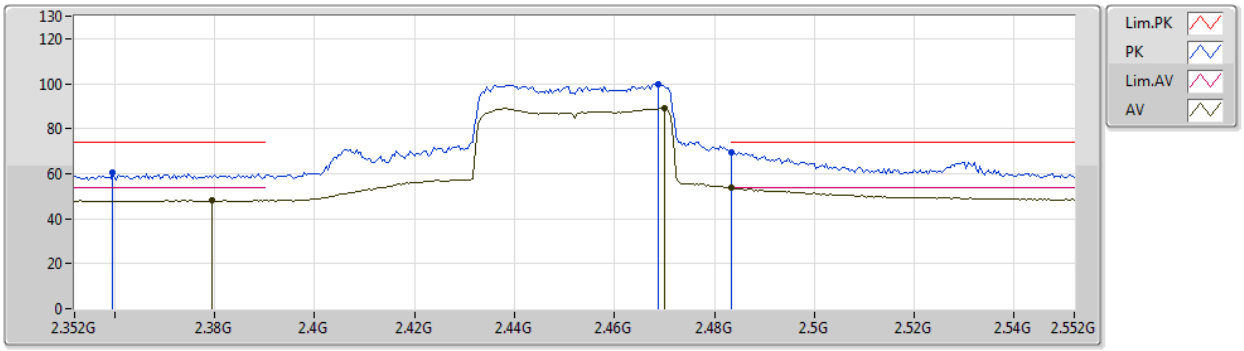

Type	Freq	Level	Limit	Margin	Factor	Dist	Condition	Azimuth	Height	Comment	Raw	AF	CL	PA
	(Hz)	(dBuV/m)	(dBuV/m)	(dB)	(dB)	(m)		(°)	(m)		(dBuV)	(dB)	(dB)	(dB)
AV	2.3796G	48.15	54.00	-5.85	31.57	3	Horizontal	11	1.18	-	16.58	27.58	3.99	-
AV	2.47G	89.19	Inf	-Inf	31.43	3	Horizontal	11	1.18	-	57.76	27.36	4.07	-
AV	2.4835G	53.80	54.00	-0.20	31.41	3	Horizontal	11	1.18	-	22.39	27.33	4.08	-
PK	2.3596G	60.27	74.00	-13.73	31.63	3	Horizontal	11	1.18	-	28.64	27.66	3.97	-
PK	2.4688G	99.61	Inf	-Inf	31.43	3	Horizontal	11	1.18	-	68.18	27.36	4.07	-
PK	2.4835G	69.37	74.00	-4.63	31.41	3	Horizontal	11	1.18	-	37.96	27.33	4.08	-

802.11ax HEW40-BF_Nss1,(MCS0)_2TX

2452MHz_TX

14/10/2019

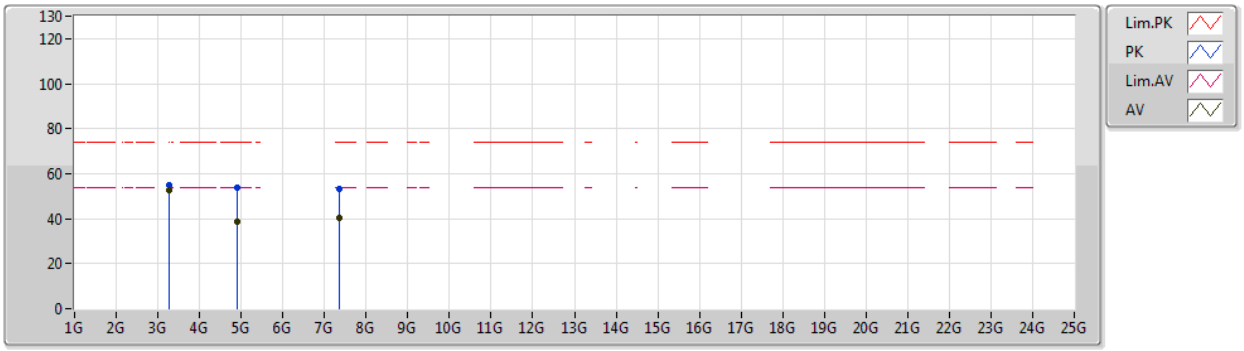

Type	Freq	Level	Limit	Margin	Factor	Dist	Condition	Azimuth	Height	Comment	Raw	AF	CL	PA
	(Hz)	(dBuV/m)	(dBuV/m)	(dB)	(dB)	(m)		(°)	(m)		(dBuV)	(dB)	(dB)	(dB)
AV	3.26266G	52.79	54.00	-1.21	3.27	3	Vertical	154	2.51	-	49.52	28.42	4.74	29.89
AV	4.89398G	38.69	54.00	-15.31	7.66	3	Vertical	177	1.66	-	31.03	31.19	5.84	29.37
AV	7.36728G	40.35	54.00	-13.65	13.19	3	Vertical	216	1.51	-	27.16	36.23	7.37	30.41
PK	3.26264G	54.92	74.00	-19.08	3.27	3	Vertical	154	2.51	-	51.65	28.42	4.74	29.89
PK	4.8938G	54.01	74.00	-19.99	7.66	3	Vertical	177	1.66	-	46.35	31.19	5.84	29.37
PK	7.3704G	53.49	74.00	-20.51	13.19	3	Vertical	216	1.51	-	40.30	36.23	7.37	30.41

802.11ax HEW40-BF_Nss1,(MCS0)_2TX

2452MHz_TX

14/10/2019

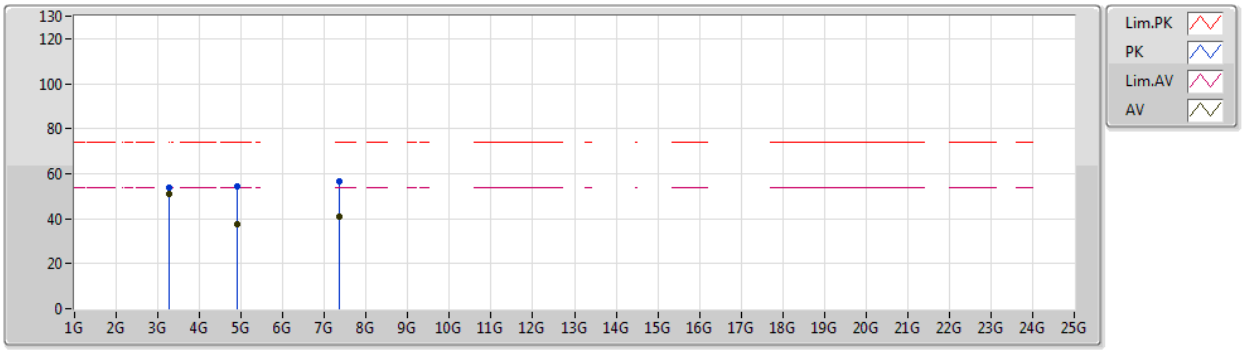

Type	Freq	Level	Limit	Margin	Factor	Dist	Condition	Azimuth	Height	Comment	Raw	AF	CL	PA
	(Hz)	(dBuV/m)	(dBuV/m)	(dB)	(dB)	(m)		(°)	(m)		(dBuV)	(dB)	(dB)	(dB)
AV	3.26265G	50.80	54.00	-3.20	3.27	3	Horizontal	217	1.67	-	47.53	28.42	4.74	29.89
AV	4.8938G	37.70	54.00	-16.30	7.66	3	Horizontal	142	1.70	-	30.04	31.19	5.84	29.37
AV	7.344G	41.03	54.00	-12.97	13.29	3	Horizontal	357	1.90	-	27.74	36.26	7.42	30.39
PK	3.2627G	54.02	74.00	-19.98	3.27	3	Horizontal	217	1.67	-	50.75	28.42	4.74	29.89
PK	4.89398G	54.12	74.00	-19.88	7.66	3	Horizontal	142	1.70	-	46.46	31.19	5.84	29.37
PK	7.34148G	56.56	74.00	-17.44	13.30	3	Horizontal	357	1.90	-	43.26	36.26	7.42	30.38