802.11ax HEW20-BF_Nss1,(MCS0)_4TX

5785MHz_TX

15/10/2019

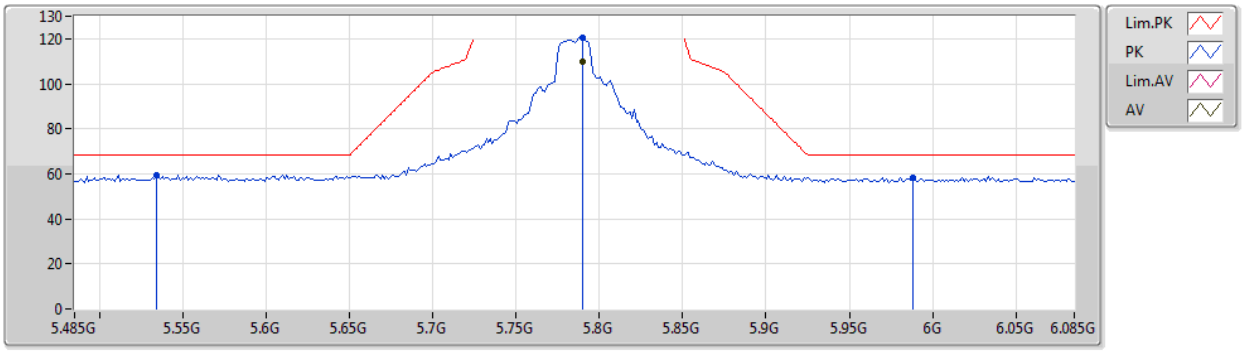

Type	Freq	Level	Limit	Margin	Factor	Dist	Condition	Azimuth	Height	Comment	Raw	AF	CL	PA
	(Hz)	(dBuV/m)	(dBuV/m)	(dB)	(dB)	(m)		(°)	(m)		(dBuV)	(dB)	(dB)	(dB)
AV	5.7898G	109.73	Inf	-Inf	5.49	3	Vertical	23	1.11	-	104.24	32.31	7.66	34.48
PK	5.5342G	59.63	68.20	-8.57	5.03	3	Vertical	23	1.11	-	54.60	31.95	7.50	34.42
PK	5.7898G	120.59	Inf	-Inf	5.49	3	Vertical	23	1.11	-	115.10	32.31	7.66	34.48
PK	5.9878G	58.24	68.20	-9.96	5.85	3	Vertical	23	1.11	-	52.39	32.58	7.79	34.52

802.11ax HEW20-BF_Nss1,(MCS0)_4TX

15/10/2019

5785MHz_TX

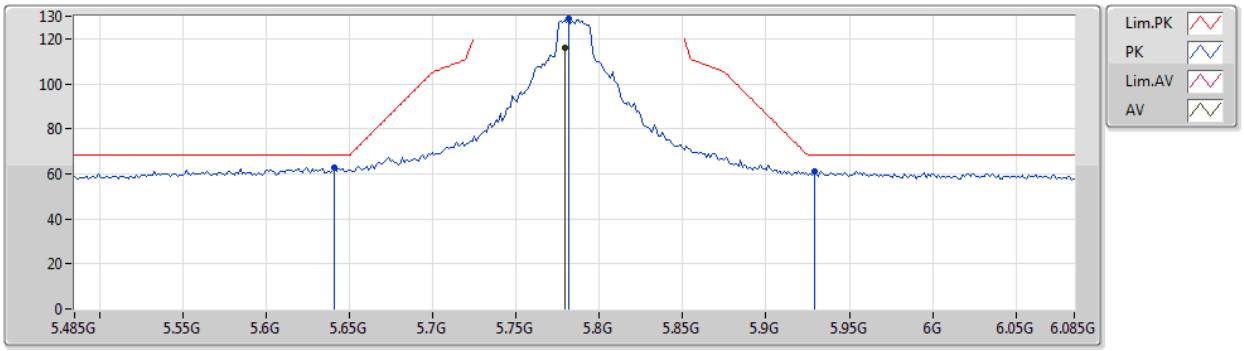

Type	Freq	Level	Limit	Margin	Factor	Dist	Condition	Azimuth	Height	Comment	Raw	AF	CL	PA
	(Hz)	(dBuV/m)	(dBuV/m)	(dB)	(dB)	(m)		(°)	(m)		(dBuV)	(dB)	(dB)	(dB)
AV	5.779G	116.26	Inf	-Inf	5.48	3	Horizontal	303	1.55	-	110.78	32.29	7.66	34.47
PK	5.641G	62.83	68.20	-5.37	5.23	3	Horizontal	303	1.55	-	57.60	32.10	7.57	34.44
PK	5.7814G	128.64	Inf	-Inf	5.48	3	Horizontal	303	1.55	-	123.16	32.29	7.66	34.47
PK	5.929G	61.32	68.20	-6.88	5.74	3	Horizontal	303	1.55	-	55.58	32.50	7.75	34.51

802.11ax HEW20-BF_Nss1,(MCS0)_4TX

5785MHz_TX

15/10/2019

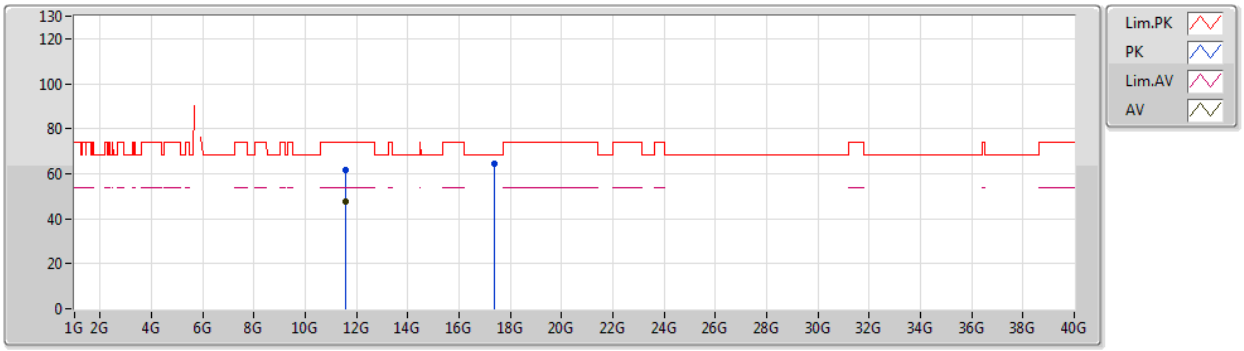

Type	Freq	Level	Limit	Margin	Factor	Dist	Condition	Azimuth	Height	Comment	Raw	AF	CL	PA
	(Hz)	(dBuV/m)	(dBuV/m)	(dB)	(dB)	(m)		(°)	(m)		(dBuV)	(dB)	(dB)	(dB)
AV	11.56472G	47.41	54.00	-6.59	15.72	3	Vertical	356	1.48	-	31.69	39.52	10.72	34.52
PK	11.56632G	61.67	74.00	-12.33	15.72	3	Vertical	356	1.48	-	45.95	39.52	10.72	34.52
PK	17.37084G	64.67	68.20	-3.53	22.54	3	Vertical	0	1.87	-	42.13	42.45	13.94	33.85

802.11ax HEW20-BF_Nss1,(MCS0)_4TX

5785MHz_TX

15/10/2019

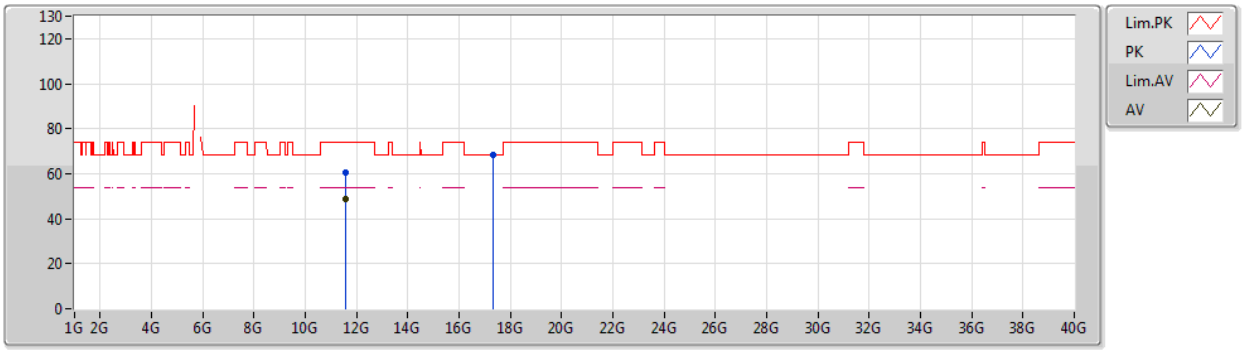

Type	Freq	Level	Limit	Margin	Factor	Dist	Condition	Azimuth	Height	Comment	Raw	AF	CL	PA
	(Hz)	(dBuV/m)	(dBuV/m)	(dB)	(dB)	(m)		(°)	(m)		(dBuV)	(dB)	(dB)	(dB)
AV	11.57G	48.93	54.00	-5.07	15.72	3	Horizontal	309	1.49	-	33.21	39.52	10.72	34.52
PK	11.56824G	60.64	74.00	-13.36	15.72	3	Horizontal	309	1.49	-	44.92	39.52	10.72	34.52
PK	17.33372G	68.16	68.20	-0.04	22.30	3	Horizontal	58	1.47	-	45.86	42.20	13.93	33.83

802.11ax HEW20-BF_Nss1,(MCS0)_4TX

5825MHz_TX

15/10/2019

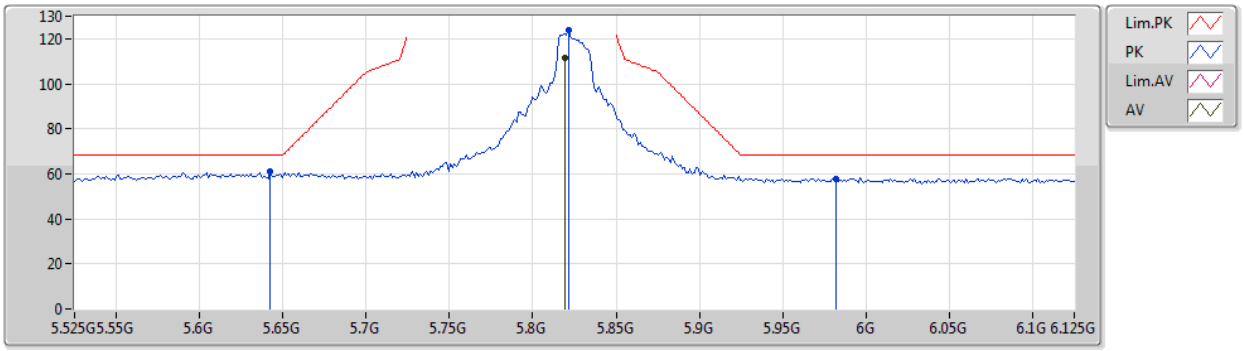

Type	Freq	Level	Limit	Margin	Factor	Dist	Condition	Azimuth	Height	Comment	Raw	AF	CL	PA
	(Hz)	(dBuV/m)	(dBuV/m)	(dB)	(dB)	(m)		(°)	(m)		(dBuV)	(dB)	(dB)	(dB)
AV	5.819G	111.36	Inf	-Inf	5.55	3	Vertical	21	3.00	-	105.81	32.35	7.68	34.48
PK	5.6426G	61.10	68.20	-7.10	5.23	3	Vertical	21	3.00	-	55.87	32.10	7.57	34.44
PK	5.8214G	123.60	Inf	-Inf	5.55	3	Vertical	21	3.00	-	118.05	32.35	7.68	34.48
PK	5.9822G	57.90	68.20	-10.30	5.85	3	Vertical	21	3.00	-	52.05	32.58	7.79	34.52

802.11ax HEW20-BF_Nss1,(MCS0)_4TX

5825MHz_TX

15/10/2019

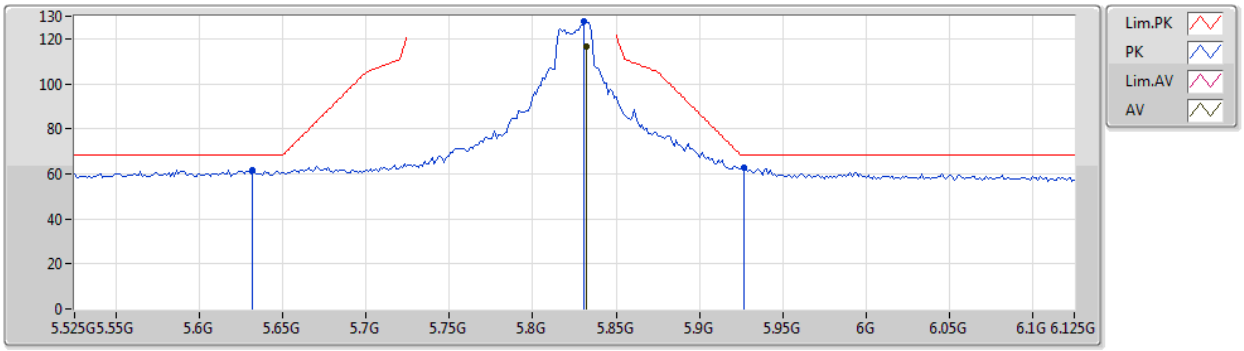

Type	Freq	Level	Limit	Margin	Factor	Dist	Condition	Azimuth	Height	Comment	Raw	AF	CL	PA
	(Hz)	(dBuV/m)	(dBuV/m)	(dB)	(dB)	(m)		(°)	(m)		(dBuV)	(dB)	(dB)	(dB)
AV	5.8322G	116.37	Inf	-Inf	5.57	3	Horizontal	298	1.56	-	110.80	32.37	7.69	34.49
PK	5.6318G	61.68	68.20	-6.52	5.20	3	Horizontal	298	1.56	-	56.48	32.08	7.56	34.44
PK	5.831G	127.53	Inf	-Inf	5.56	3	Horizontal	298	1.56	-	121.97	32.36	7.69	34.49
PK	5.927G	62.62	68.20	-5.58	5.74	3	Horizontal	298	1.56	-	56.88	32.50	7.75	34.51

802.11ax HEW20-BF_Nss1,(MCS0)_4TX

5825MHz_TX

15/10/2019

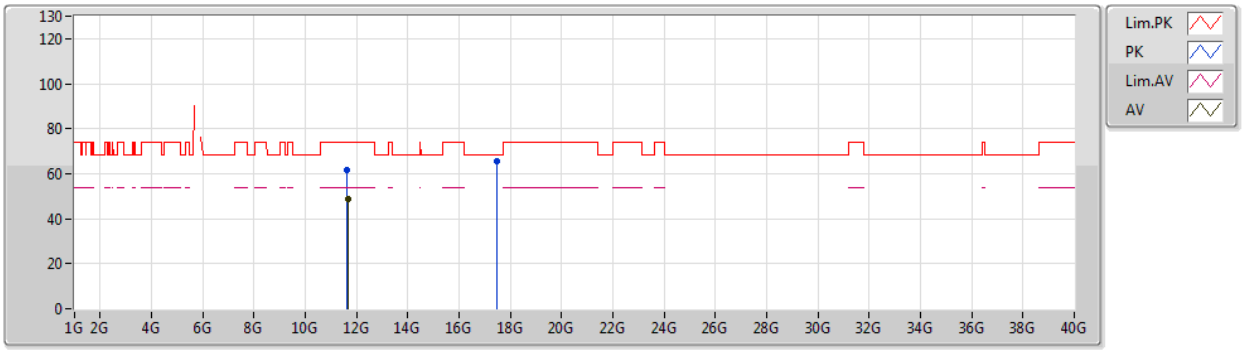

Type	Freq	Level	Limit	Margin	Factor	Dist	Condition	Azimuth	Height	Comment	Raw	AF	CL	PA
	(Hz)	(dBuV/m)	(dBuV/m)	(dB)	(dB)	(m)		(°)	(m)		(dBuV)	(dB)	(dB)	(dB)
AV	11.6476G	48.76	54.00	-5.24	15.64	3	Vertical	353	1.48	-	33.12	39.42	10.76	34.54
PK	11.64664G	61.48	74.00	-12.52	15.64	3	Vertical	353	1.48	-	45.84	39.42	10.76	34.54
PK	17.47484G	65.77	68.20	-2.43	23.20	3	Vertical	84	1.47	-	42.57	43.13	13.97	33.90

802.11ax HEW20-BF_Nss1,(MCS0)_4TX

5825MHz_TX

15/10/2019

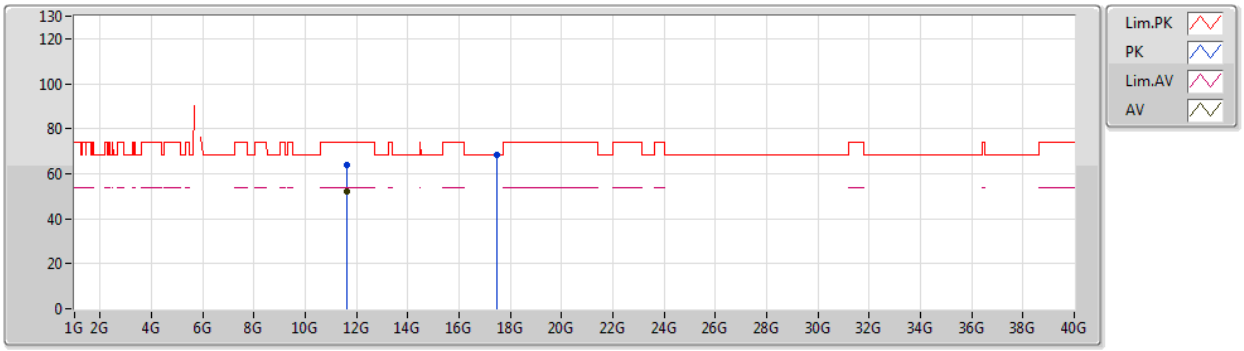

Type	Freq	Level	Limit	Margin	Factor	Dist	Condition	Azimuth	Height	Comment	Raw	AF	CL	PA
	(Hz)	(dBuV/m)	(dBuV/m)	(dB)	(dB)	(m)		(°)	(m)		(dBuV)	(dB)	(dB)	(dB)
AV	11.642G	52.15	54.00	-1.85	15.65	3	Horizontal	64	1.53	-	36.50	39.43	10.76	34.54
PK	11.63832G	64.10	74.00	-9.90	15.64	3	Horizontal	64	1.53	-	48.46	39.43	10.75	34.54
PK	17.47084G	68.14	68.20	-0.06	23.18	3	Horizontal	72	1.42	-	44.96	43.11	13.97	33.90

802.11ax HEW40-BF_Nss1,(MCS0)_4TX

5190MHz_TX

15/10/2019

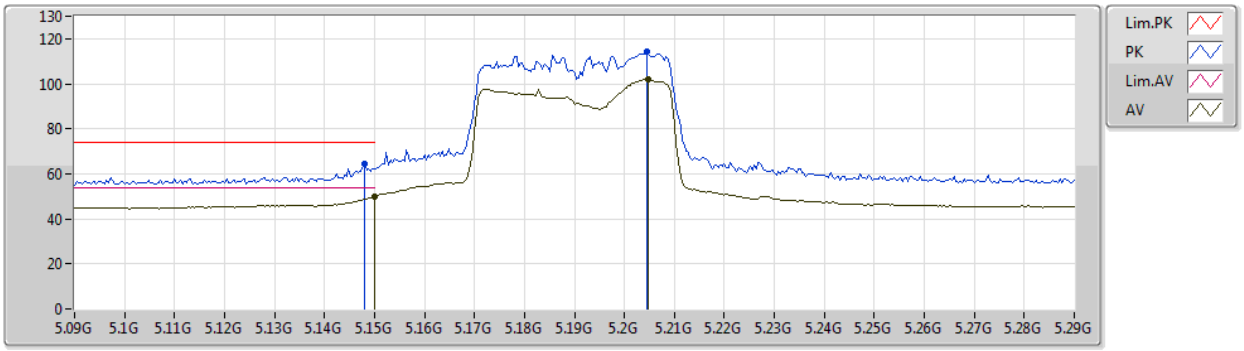

Type	Freq	Level	Limit	Margin	Factor	Dist	Condition	Azimuth	Height	Comment	Raw	AF	CL	PA
	(Hz)	(dBuV/m)	(dBuV/m)	(dB)	(dB)	(m)		(°)	(m)		(dBuV)	(dB)	(dB)	(dB)
AV	5.15G	49.91	54.00	-4.09	4.37	3	Vertical	349	1.88	-	45.54	31.76	7.04	34.43
AV	5.2048G	101.95	Inf	-Inf	4.47	3	Vertical	349	1.88	-	97.48	31.78	7.11	34.42
PK	5.148G	64.22	74.00	-9.78	4.36	3	Vertical	349	1.88	-	59.86	31.76	7.03	34.43
PK	5.2044G	114.13	Inf	-Inf	4.46	3	Vertical	349	1.88	-	109.67	31.78	7.10	34.42

802.11ax HEW40-BF_Nss1,(MCS0)_4TX

5190MHz_TX

15/10/2019

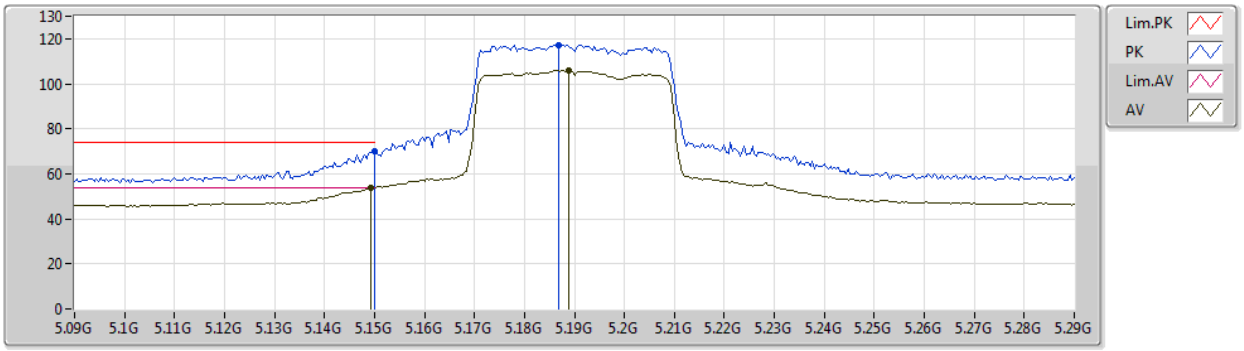

Type	Freq	Level	Limit	Margin	Factor	Dist	Condition	Azimuth	Height	Comment	Raw	AF	CL	PA
	(Hz)	(dBuV/m)	(dBuV/m)	(dB)	(dB)	(m)		(°)	(m)		(dBuV)	(dB)	(dB)	(dB)
AV	5.1492G	53.96	54.00	-0.04	4.37	3	Horizontal	324	1.25	-	49.59	31.76	7.04	34.43
AV	5.1888G	105.78	Inf	-Inf	4.45	3	Horizontal	324	1.25	-	101.33	31.78	7.09	34.42
PK	5.15G	70.23	74.00	-3.77	4.37	3	Horizontal	324	1.25	-	65.86	31.76	7.04	34.43
PK	5.1868G	117.36	Inf	-Inf	4.43	3	Horizontal	324	1.25	-	112.93	31.77	7.08	34.42

802.11ax HEW40-BF_Nss1,(MCS0)_4TX

5190MHz_TX

15/10/2019

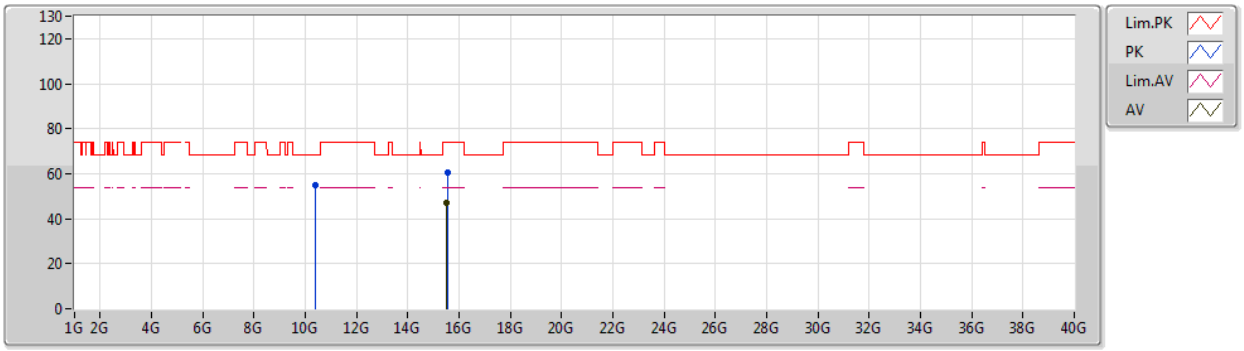

Type	Freq	Level	Limit	Margin	Factor	Dist	Condition	Azimuth	Height	Comment	Raw	AF	CL	PA
	(Hz)	(dBuV/m)	(dBuV/m)	(dB)	(dB)	(m)		(°)	(m)		(dBuV)	(dB)	(dB)	(dB)
AV	15.53064G	47.11	54.00	-6.89	17.04	3	Vertical	104	1.49	-	30.07	38.84	12.80	34.60
PK	10.3808G	54.89	68.20	-13.31	14.85	3	Vertical	339	1.63	-	40.04	39.40	10.33	34.88
PK	15.54424G	60.33	74.00	-13.67	17.00	3	Vertical	104	1.49	-	43.33	38.79	12.82	34.61

802.11ax HEW40-BF_Nss1,(MCS0)_4TX

5190MHz_TX

15/10/2019

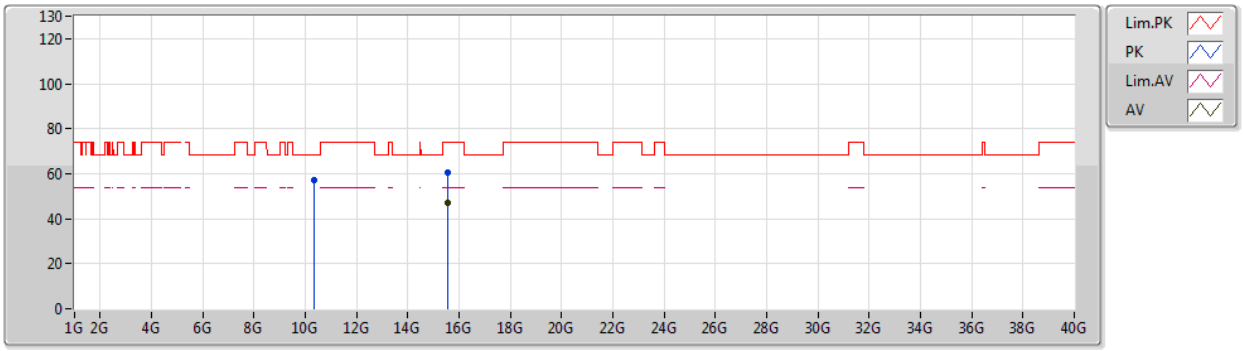

Type	Freq	Level	Limit	Margin	Factor	Dist	Condition	Azimuth	Height	Comment	Raw	AF	CL	PA
	(Hz)	(dBuV/m)	(dBuV/m)	(dB)	(dB)	(m)		(°)	(m)		(dBuV)	(dB)	(dB)	(dB)
AV	15.53768G	47.26	54.00	-6.74	17.02	3	Horizontal	107	1.07	-	30.24	38.81	12.81	34.60
PK	10.3656G	57.39	68.20	-10.81	14.81	3	Horizontal	348	1.50	-	42.58	39.38	10.33	34.90
PK	15.54104G	60.38	74.00	-13.62	17.01	3	Horizontal	107	1.07	-	43.37	38.80	12.82	34.61

802.11ax HEW40-BF_Nss1,(MCS0)_4TX

15/10/2019

5230MHz_TX

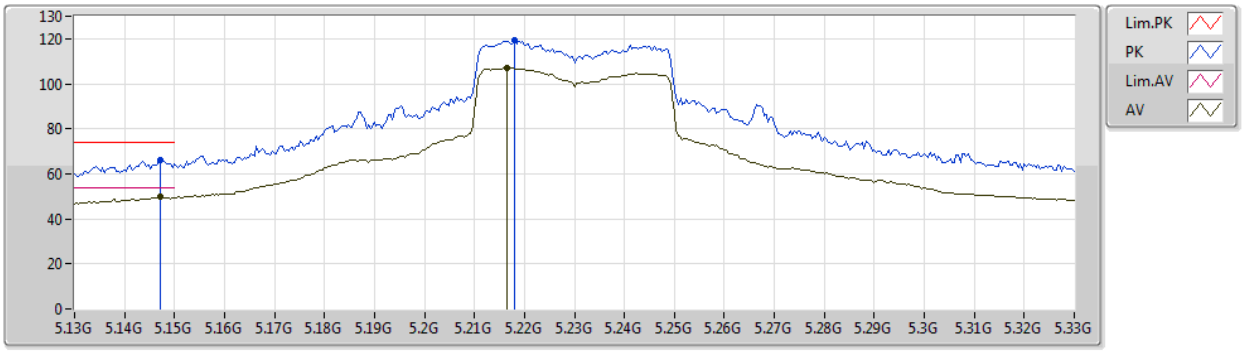

Type	Freq	Level	Limit	Margin	Factor	Dist	Condition	Azimuth	Height	Comment	Raw	AF	CL	PA
	(Hz)	(dBuV/m)	(dBuV/m)	(dB)	(dB)	(m)		(°)	(m)		(dBuV)	(dB)	(dB)	(dB)
AV	5.1472G	49.61	54.00	-4.39	4.36	3	Vertical	350	1.41	-	45.25	31.76	7.03	34.43
AV	5.2164G	107.04	Inf	-Inf	4.49	3	Vertical	350	1.41	-	102.55	31.79	7.12	34.42
PK	5.1472G	66.27	74.00	-7.73	4.36	3	Vertical	350	1.41	-	61.91	31.76	7.03	34.43
PK	5.218G	119.33	Inf	-Inf	4.49	3	Vertical	350	1.41	-	114.84	31.79	7.12	34.42

802.11ax HEW40-BF_Nss1,(MCS0)_4TX

5230MHz_TX

15/10/2019

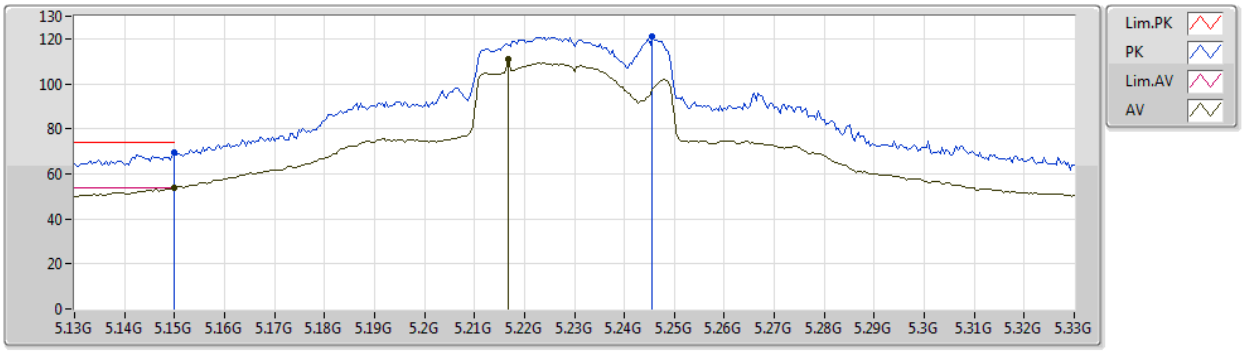

Type	Freq	Level	Limit	Margin	Factor	Dist	Condition	Azimuth	Height	Comment	Raw	AF	CL	PA
	(Hz)	(dBuV/m)	(dBuV/m)	(dB)	(dB)	(m)		(°)	(m)		(dBuV)	(dB)	(dB)	(dB)
AV	5.15G	53.91	54.00	-0.09	4.37	3	Horizontal	322	1.24	-	49.54	31.76	7.04	34.43
AV	5.2168G	111.13	Inf	-Inf	4.49	3	Horizontal	322	1.24	-	106.64	31.79	7.12	34.42
PK	5.15G	69.22	74.00	-4.78	4.37	3	Horizontal	322	1.24	-	64.85	31.76	7.04	34.43
PK	5.2456G	120.76	Inf	-Inf	4.54	3	Horizontal	322	1.24	-	116.22	31.80	7.16	34.42

802.11ax HEW40-BF_Nss1,(MCS0)_4TX

5230MHz_TX

15/10/2019

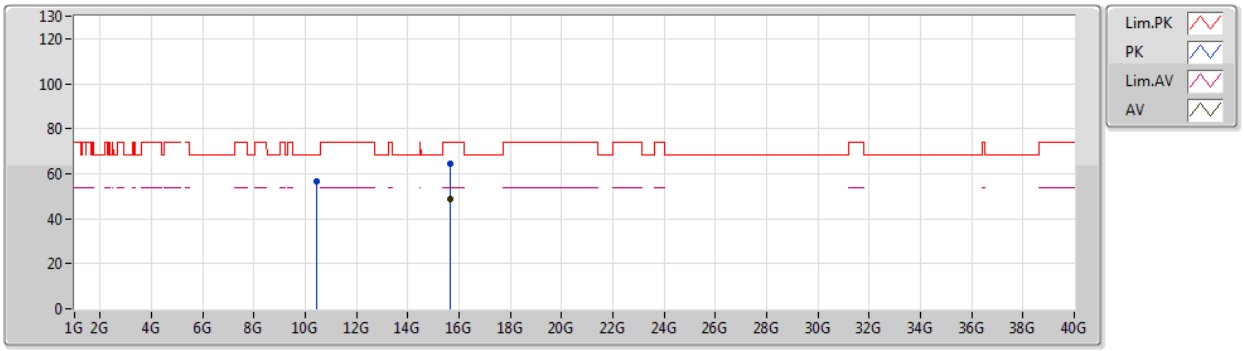

Type	Freq	Level	Limit	Margin	Factor	Dist	Condition	Azimuth	Height	Comment	Raw	AF	CL	PA
	(Hz)	(dBuV/m)	(dBuV/m)	(dB)	(dB)	(m)		(°)	(m)		(dBuV)	(dB)	(dB)	(dB)
AV	15.67752G	48.65	54.00	-5.35	16.55	3	Vertical	38	1.49	-	32.10	38.29	13.03	34.77
PK	10.46432G	56.47	68.20	-11.73	15.04	3	Vertical	339	2.57	-	41.43	39.50	10.35	34.81
PK	15.67448G	64.49	74.00	-9.51	16.56	3	Vertical	38	1.49	-	47.93	38.30	13.03	34.77

802.11ax HEW40-BF_Nss1,(MCS0)_4TX

5230MHz_TX

15/10/2019

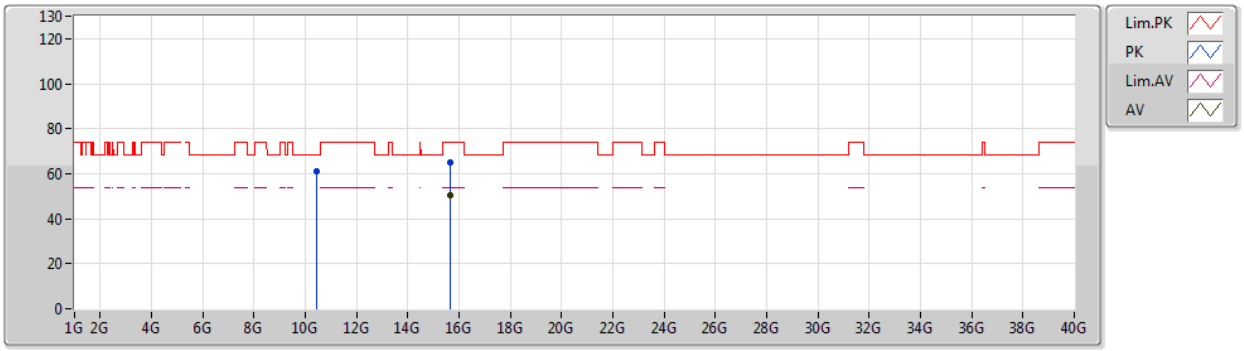

Type	Freq	Level	Limit	Margin	Factor	Dist	Condition	Azimuth	Height	Comment	Raw	AF	CL	PA
	(Hz)	(dBuV/m)	(dBuV/m)	(dB)	(dB)	(m)		(°)	(m)		(dBuV)	(dB)	(dB)	(dB)
AV	15.6596G	50.67	54.00	-3.33	16.61	3	Horizontal	326	1.48	-	34.06	38.36	13.00	34.75
PK	10.45984G	61.09	68.20	-7.11	15.03	3	Horizontal	345	1.50	-	46.06	39.50	10.35	34.82
PK	15.65944G	64.85	74.00	-9.15	16.61	3	Horizontal	326	1.48	-	48.24	38.36	13.00	34.75

802.11ax HEW40-BF_Nss1,(MCS0)_4TX

5755MHz_TX

15/10/2019

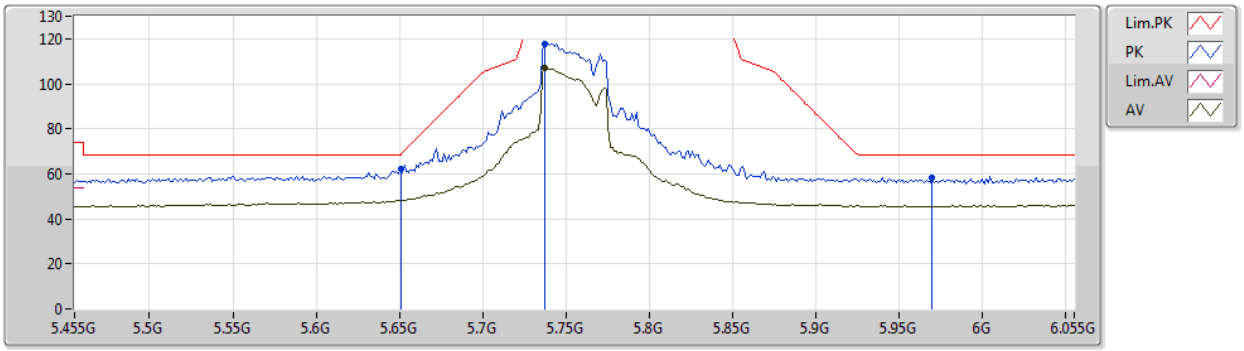

Type	Freq	Level	Limit	Margin	Factor	Dist	Condition	Azimuth	Height	Comment	Raw	AF	CL	PA
	(Hz)	(dBuV/m)	(dBuV/m)	(dB)	(dB)	(m)		(°)	(m)		(dBuV)	(dB)	(dB)	(dB)
AV	5.737G	107.01	Inf	-Inf	5.40	3	Vertical	26	1.28	-	101.61	32.23	7.63	34.46
PK	5.6506G	62.35	68.64	-6.29	5.24	3	Vertical	26	1.28	-	57.11	32.11	7.57	34.44
PK	5.737G	117.75	Inf	-Inf	5.40	3	Vertical	26	1.28	-	112.35	32.23	7.63	34.46
PK	5.9698G	58.23	68.20	-9.97	5.83	3	Vertical	26	1.28	-	52.40	32.56	7.78	34.51

802.11ax HEW40-BF_Nss1,(MCS0)_4TX

5755MHz_TX

15/10/2019

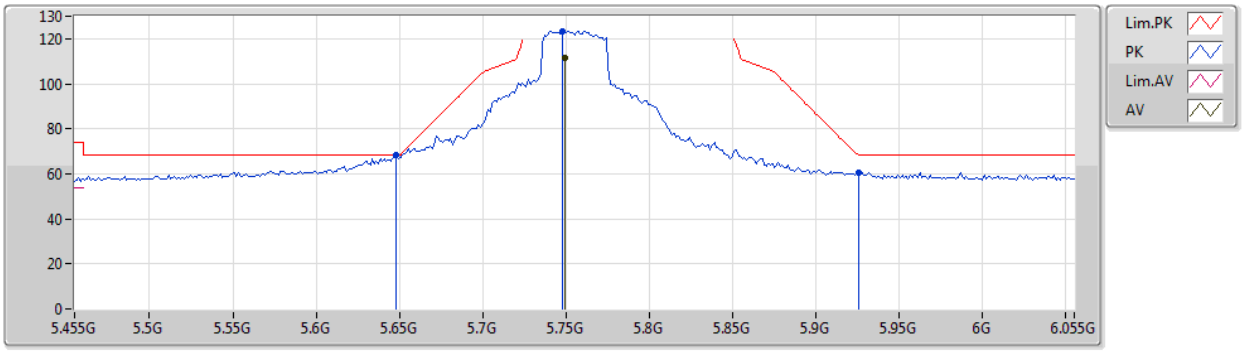

Type	Freq	Level	Limit	Margin	Factor	Dist	Condition	Azimuth	Height	Comment	Raw	AF	CL	PA
	(Hz)	(dBuV/m)	(dBuV/m)	(dB)	(dB)	(m)		(°)	(m)		(dBuV)	(dB)	(dB)	(dB)
AV	5.749G	111.73	Inf	-Inf	5.43	3	Horizontal	299	1.63	-	106.30	32.25	7.64	34.46
PK	5.6482G	68.14	68.20	-0.06	5.24	3	Horizontal	299	1.63	-	62.90	32.11	7.57	34.44
PK	5.7478G	123.36	Inf	-Inf	5.43	3	Horizontal	299	1.63	-	117.93	32.25	7.64	34.46
PK	5.9254G	60.67	68.20	-7.53	5.74	3	Horizontal	299	1.63	-	54.93	32.50	7.75	34.51

802.11ax HEW40-BF_Nss1,(MCS0)_4TX

5755MHz_TX

15/10/2019

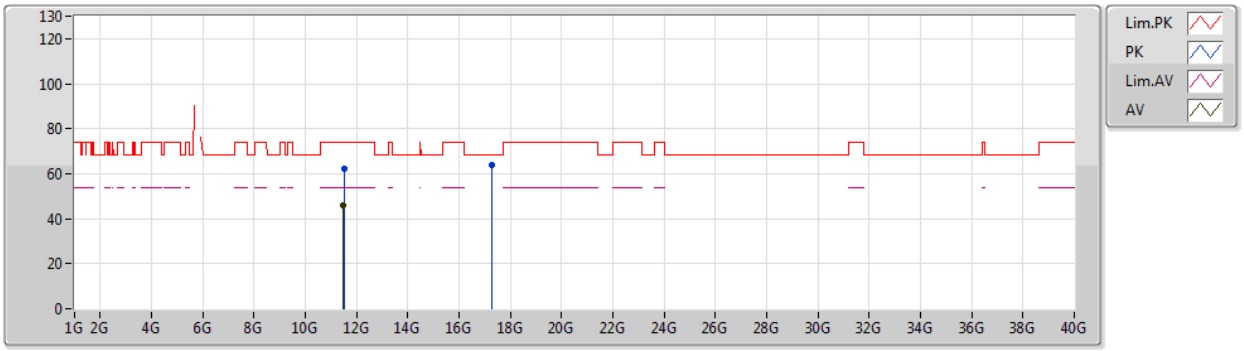

Type	Freq	Level	Limit	Margin	Factor	Dist	Condition	Azimuth	Height	Comment	Raw	AF	CL	PA
	(Hz)	(dBuV/m)	(dBuV/m)	(dB)	(dB)	(m)		(°)	(m)		(dBuV)	(dB)	(dB)	(dB)
AV	11.48968G	45.80	54.00	-8.20	15.79	3	Vertical	3	3.00	-	30.01	39.61	10.68	34.50
PK	11.51G	62.04	74.00	-11.96	15.77	3	Vertical	3	3.00	-	46.27	39.59	10.69	34.51
PK	17.26388G	63.99	68.20	-4.21	21.86	3	Vertical	82	1.50	-	42.13	41.74	13.91	33.79

802.11ax HEW40-BF_Nss1,(MCS0)_4TX

5755MHz_TX

15/10/2019

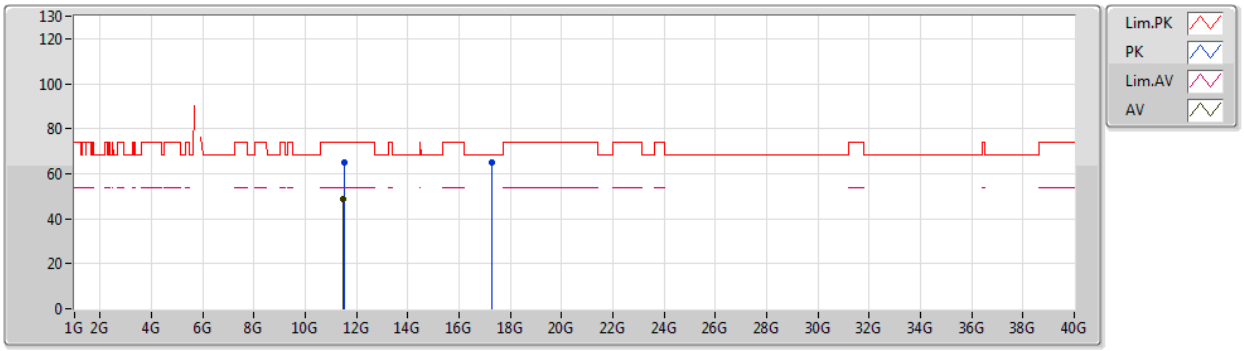

Type	Freq	Level	Limit	Margin	Factor	Dist	Condition	Azimuth	Height	Comment	Raw	AF	CL	PA
	(Hz)	(dBuV/m)	(dBuV/m)	(dB)	(dB)	(m)		(°)	(m)		(dBuV)	(dB)	(dB)	(dB)
AV	11.48984G	48.84	54.00	-5.16	15.79	3	Horizontal	312	1.50	-	33.05	39.61	10.68	34.50
PK	11.50984G	64.88	74.00	-9.12	15.77	3	Horizontal	312	1.50	-	49.11	39.59	10.69	34.51
PK	17.27012G	64.75	68.20	-3.45	21.91	3	Horizontal	64	1.48	-	42.84	41.78	13.92	33.79

802.11ax HEW40-BF_Nss1,(MCS0)_4TX

5795MHz_TX

15/10/2019

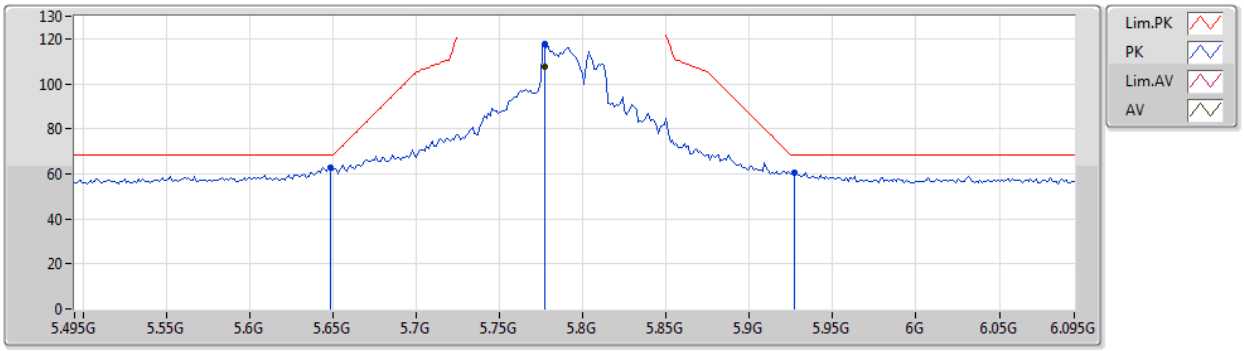

Type	Freq	Level	Limit	Margin	Factor	Dist	Condition	Azimuth	Height	Comment	Raw	AF	CL	PA
	(Hz)	(dBuV/m)	(dBuV/m)	(dB)	(dB)	(m)		(°)	(m)		(dBuV)	(dB)	(dB)	(dB)
AV	5.777G	107.55	Inf	-Inf	5.47	3	Vertical	19	1.66	-	102.08	32.29	7.65	34.47
PK	5.6486G	62.66	68.20	-5.54	5.24	3	Vertical	19	1.66	-	57.42	32.11	7.57	34.44
PK	5.777G	117.47	Inf	-Inf	5.47	3	Vertical	19	1.66	-	112.00	32.29	7.65	34.47
PK	5.927G	60.58	68.20	-7.62	5.74	3	Vertical	19	1.66	-	54.84	32.50	7.75	34.51

802.11ax HEW40-BF_Nss1,(MCS0)_4TX

5795MHz_TX

15/10/2019

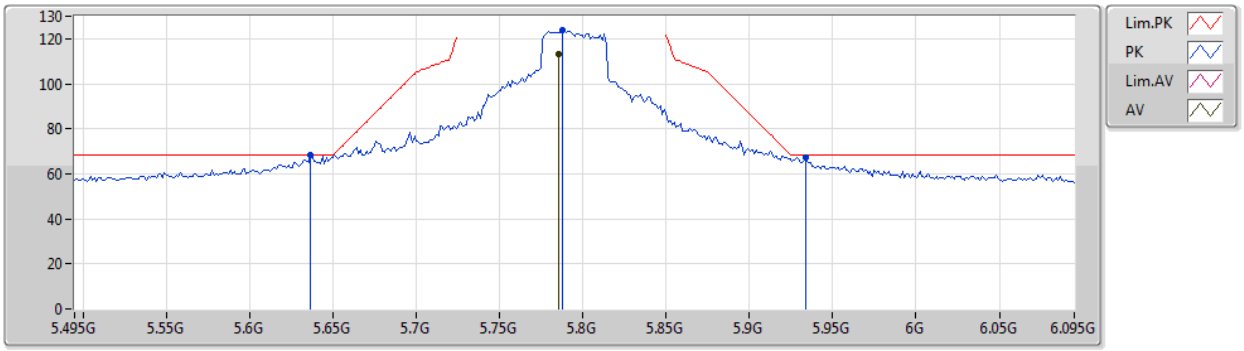

Type	Freq	Level	Limit	Margin	Factor	Dist	Condition	Azimuth	Height	Comment	Raw	AF	CL	PA
	(Hz)	(dBuV/m)	(dBuV/m)	(dB)	(dB)	(m)		(°)	(m)		(dBuV)	(dB)	(dB)	(dB)
AV	5.7854G	113.03	Inf	-Inf	5.48	3	Horizontal	300	1.59	-	107.55	32.30	7.66	34.48
PK	5.6366G	68.15	68.20	-0.05	5.21	3	Horizontal	300	1.59	-	62.94	32.09	7.56	34.44
PK	5.7878G	124.08	Inf	-Inf	5.48	3	Horizontal	300	1.59	-	118.60	32.30	7.66	34.48
PK	5.9342G	67.33	68.20	-0.87	5.76	3	Horizontal	300	1.59	-	61.57	32.51	7.76	34.51

802.11ax HEW40-BF_Nss1,(MCS0)_4TX

5795MHz_TX

15/10/2019

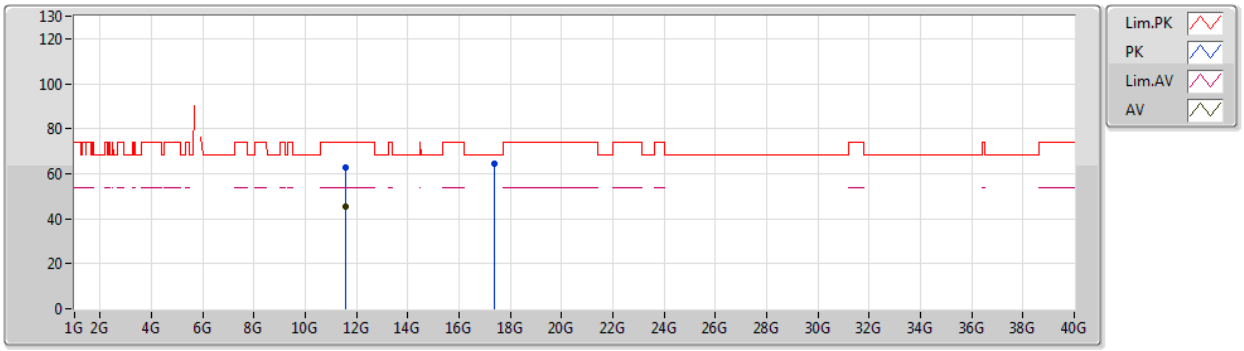

Type	Freq	Level	Limit	Margin	Factor	Dist	Condition	Azimuth	Height	Comment	Raw	AF	CL	PA
	(Hz)	(dBuV/m)	(dBuV/m)	(dB)	(dB)	(m)		(°)	(m)		(dBuV)	(dB)	(dB)	(dB)
AV	11.57112G	45.48	54.00	-8.52	15.71	3	Vertical	0	2.08	-	29.77	39.51	10.72	34.52
PK	11.59G	63.03	74.00	-10.97	15.69	3	Vertical	0	2.08	-	47.34	39.49	10.73	34.53
PK	17.37748G	64.53	68.20	-3.67	22.58	3	Vertical	57	1.42	-	41.95	42.49	13.94	33.85

802.11ax HEW40-BF_Nss1,(MCS0)_4TX

5795MHz_TX

15/10/2019

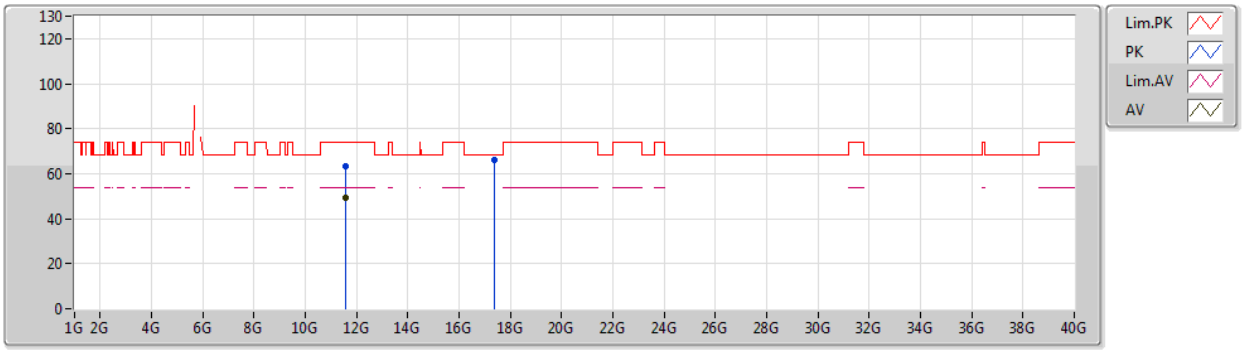

Type	Freq	Level	Limit	Margin	Factor	Dist	Condition	Azimuth	Height	Comment	Raw	AF	CL	PA
	(Hz)	(dBuV/m)	(dBuV/m)	(dB)	(dB)	(m)		(°)	(m)		(dBuV)	(dB)	(dB)	(dB)
AV	11.5604G	49.41	54.00	-4.59	15.73	3	Horizontal	66	1.48	-	33.68	39.53	10.72	34.52
PK	11.58984G	63.17	74.00	-10.83	15.69	3	Horizontal	66	1.48	-	47.48	39.49	10.73	34.53
PK	17.3586G	66.03	68.20	-2.17	22.47	3	Horizontal	59	1.44	-	43.56	42.37	13.94	33.84

802.11ax HEW80-BF_Nss1,(MCS0)_4TX

5210MHz_TX

15/10/2019

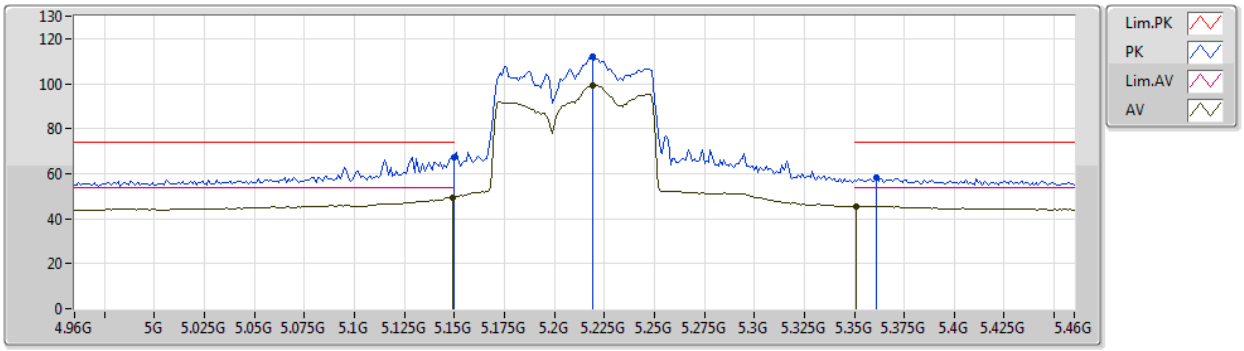

Type	Freq	Level	Limit	Margin	Factor	Dist	Condition	Azimuth	Height	Comment	Raw	AF	CL	PA
	(Hz)	(dBuV/m)	(dBuV/m)	(dB)	(dB)	(m)		(°)	(m)		(dBuV)	(dB)	(dB)	(dB)
AV	5.149G	49.58	54.00	-4.42	4.37	3	Vertical	348	1.34	-	45.21	31.76	7.04	34.43
AV	5.219G	99.22	Inf	-Inf	4.49	3	Vertical	348	1.34	-	94.73	31.79	7.12	34.42
AV	5.351G	45.66	54.00	-8.34	4.72	3	Vertical	348	1.34	-	40.94	31.84	7.29	34.41
PK	5.15G	67.50	74.00	-6.50	4.37	3	Vertical	348	1.34	-	63.13	31.76	7.04	34.43
PK	5.219G	112.03	Inf	-Inf	4.49	3	Vertical	348	1.34	-	107.54	31.79	7.12	34.42
PK	5.361G	58.33	74.00	-15.67	4.73	3	Vertical	348	1.34	-	53.60	31.84	7.30	34.41

802.11ax HEW80-BF_Nss1,(MCS0)_4TX

5210MHz_TX

15/10/2019

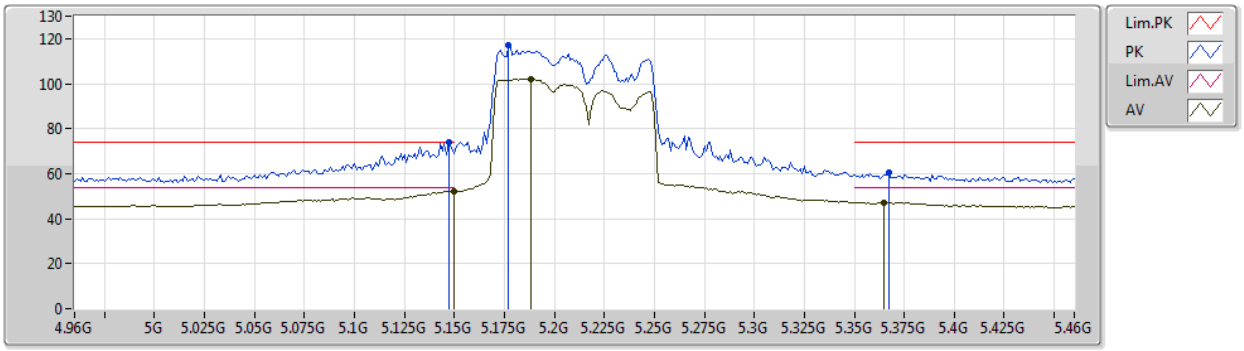

Type	Freq	Level	Limit	Margin	Factor	Dist	Condition	Azimuth	Height	Comment	Raw	AF	CL	PA
	(Hz)	(dBuV/m)	(dBuV/m)	(dB)	(dB)	(m)		(°)	(m)		(dBuV)	(dB)	(dB)	(dB)
AV	5.15G	52.12	54.00	-1.88	4.37	3	Horizontal	325	1.31	-	47.75	31.76	7.04	34.43
AV	5.188G	102.20	Inf	-Inf	4.44	3	Horizontal	325	1.31	-	97.76	31.78	7.08	34.42
AV	5.365G	47.04	54.00	-6.96	4.75	3	Horizontal	325	1.31	-	42.29	31.85	7.31	34.41
PK	5.147G	73.94	74.00	-0.06	4.36	3	Horizontal	325	1.31	-	69.58	31.76	7.03	34.43
PK	5.177G	117.07	Inf	-Inf	4.42	3	Horizontal	325	1.31	-	112.65	31.77	7.07	34.42
PK	5.367G	60.65	74.00	-13.35	4.75	3	Horizontal	325	1.31	-	55.90	31.85	7.31	34.41

802.11ax HEW80-BF_Nss1,(MCS0)_4TX

5210MHz_TX

15/10/2019

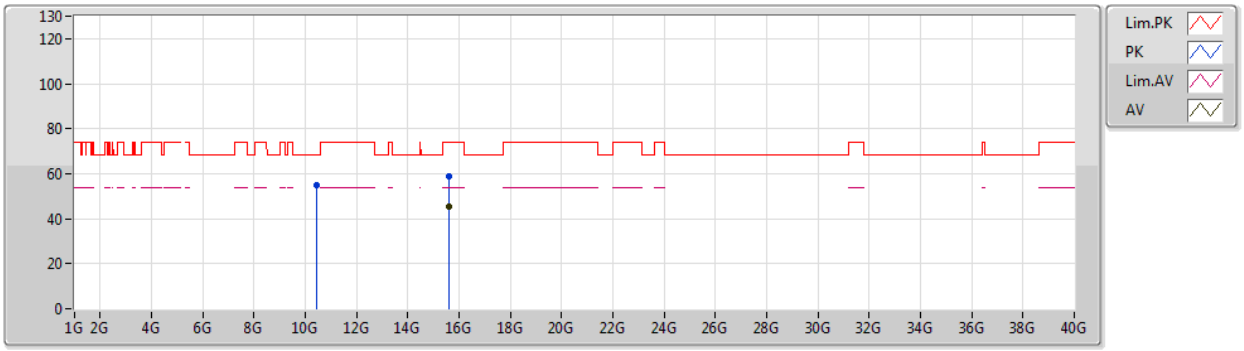

Type	Freq	Level	Limit	Margin	Factor	Dist	Condition	Azimuth	Height	Comment	Raw	AF	CL	PA
	(Hz)	(dBuV/m)	(dBuV/m)	(dB)	(dB)	(m)		(°)	(m)		(dBuV)	(dB)	(dB)	(dB)
AV	15.59224G	45.47	54.00	-8.53	16.84	3	Vertical	43	1.49	-	28.63	38.61	12.90	34.67
PK	10.44896G	54.75	68.20	-13.45	14.99	3	Vertical	333	1.87	-	39.76	39.48	10.34	34.83
PK	15.5972G	58.58	74.00	-15.42	16.82	3	Vertical	43	1.49	-	41.76	38.59	12.90	34.67

802.11ax HEW80-BF_Nss1,(MCS0)_4TX

5210MHz_TX

15/10/2019

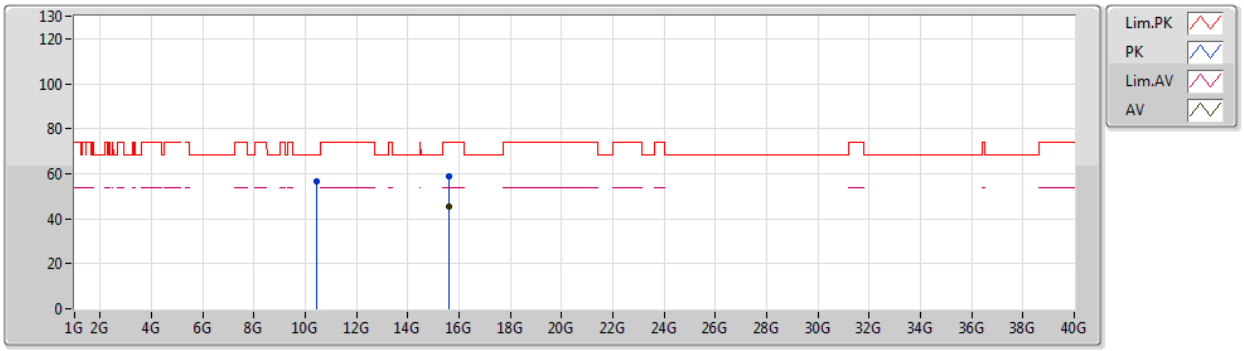

Type	Freq	Level	Limit	Margin	Factor	Dist	Condition	Azimuth	Height	Comment	Raw	AF	CL	PA
	(Hz)	(dBuV/m)	(dBuV/m)	(dB)	(dB)	(m)		(°)	(m)		(dBuV)	(dB)	(dB)	(dB)
AV	15.59352G	45.47	54.00	-8.53	16.83	3	Horizontal	48	1.00	-	28.64	38.60	12.90	34.67
PK	10.43008G	56.36	68.20	-11.84	14.96	3	Horizontal	347	1.72	-	41.40	39.46	10.34	34.84
PK	15.61096G	59.10	74.00	-14.90	16.78	3	Horizontal	48	1.00	-	42.32	38.54	12.93	34.69

802.11ax HEW80-BF_Nss1,(MCS0)_4TX

5775MHz_TX

15/10/2019

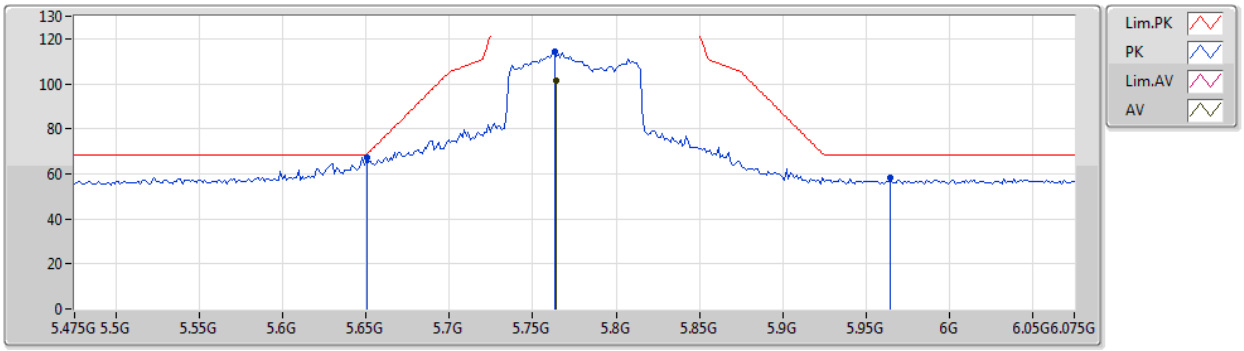

Type	Freq	Level	Limit	Margin	Factor	Dist	Condition	Azimuth	Height	Comment	Raw	AF	CL	PA
	(Hz)	(dBuV/m)	(dBuV/m)	(dB)	(dB)	(m)		(°)	(m)		(dBuV)	(dB)	(dB)	(dB)
AV	5.7642G	101.22	Inf	-Inf	5.45	3	Vertical	360	2.12	-	95.77	32.27	7.65	34.47
PK	5.6502G	67.27	68.35	-1.08	5.24	3	Vertical	360	2.12	-	62.03	32.11	7.57	34.44
PK	5.763G	114.19	Inf	-Inf	5.45	3	Vertical	360	2.12	-	108.74	32.27	7.65	34.47
PK	5.9646G	58.26	68.20	-9.94	5.82	3	Vertical	360	2.12	-	52.44	32.55	7.78	34.51

802.11ax HEW80-BF_Nss1,(MCS0)_4TX

5775MHz_TX

15/10/2019

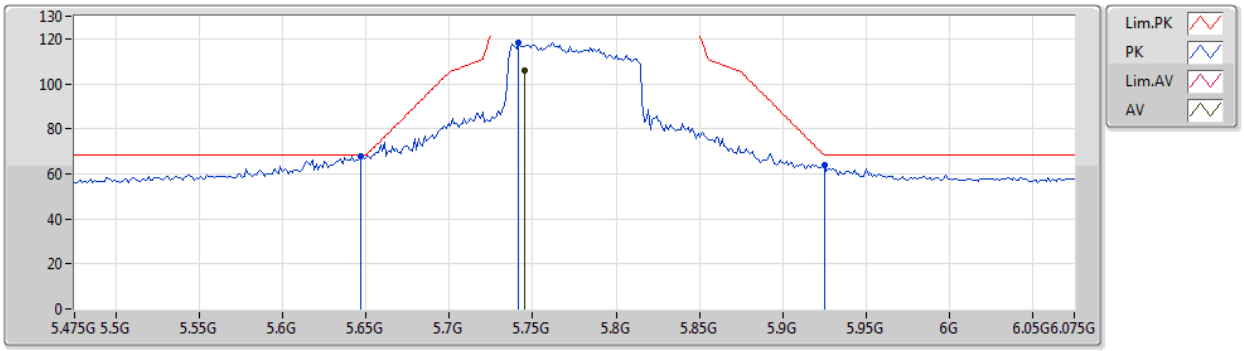

Type	Freq	Level	Limit	Margin	Factor	Dist	Condition	Azimuth	Height	Comment	Raw	AF	CL	PA
	(Hz)	(dBuV/m)	(dBuV/m)	(dB)	(dB)	(m)		(°)	(m)		(dBuV)	(dB)	(dB)	(dB)
AV	5.745G	105.64	Inf	-Inf	5.41	3	Horizontal	296	1.71	-	100.23	32.24	7.63	34.46
PK	5.6466G	68.08	68.20	-0.12	5.24	3	Horizontal	296	1.71	-	62.84	32.11	7.57	34.44
PK	5.7414G	118.39	Inf	-Inf	5.41	3	Horizontal	296	1.71	-	112.98	32.24	7.63	34.46
PK	5.925G	63.71	68.20	-4.49	5.74	3	Horizontal	296	1.71	-	57.97	32.50	7.75	34.51

802.11ax HEW80-BF_Nss1,(MCS0)_4TX

5775MHz_TX

15/10/2019

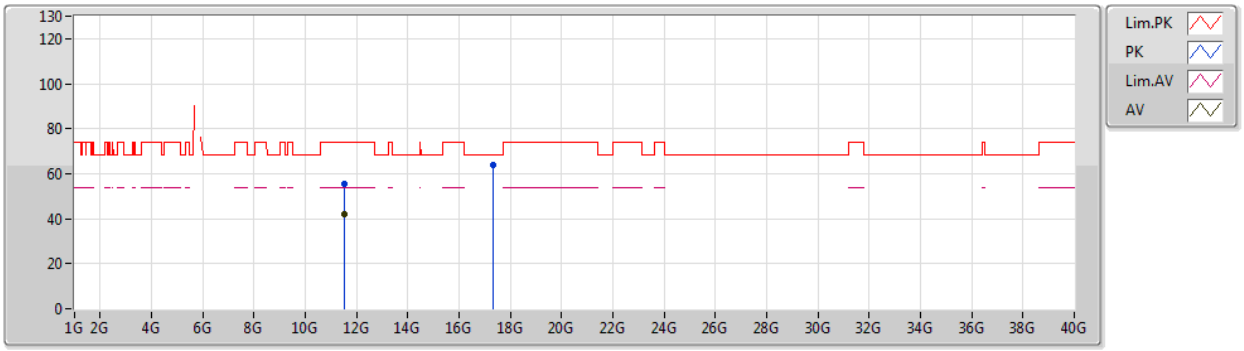

Type	Freq	Level	Limit	Margin	Factor	Dist	Condition	Azimuth	Height	Comment	Raw	AF	CL	PA
	(Hz)	(dBuV/m)	(dBuV/m)	(dB)	(dB)	(m)		(°)	(m)		(dBuV)	(dB)	(dB)	(dB)
AV	11.52888G	42.09	54.00	-11.91	15.76	3	Vertical	359	1.46	-	26.33	39.57	10.70	34.51
PK	11.5388G	55.72	74.00	-18.28	15.74	3	Vertical	359	1.46	-	39.98	39.55	10.71	34.52
PK	17.34852G	64.14	68.20	-4.06	22.41	3	Vertical	144	2.07	-	41.73	42.30	13.94	33.83

802.11ax HEW80-BF_Nss1,(MCS0)_4TX

5775MHz_TX

15/10/2019

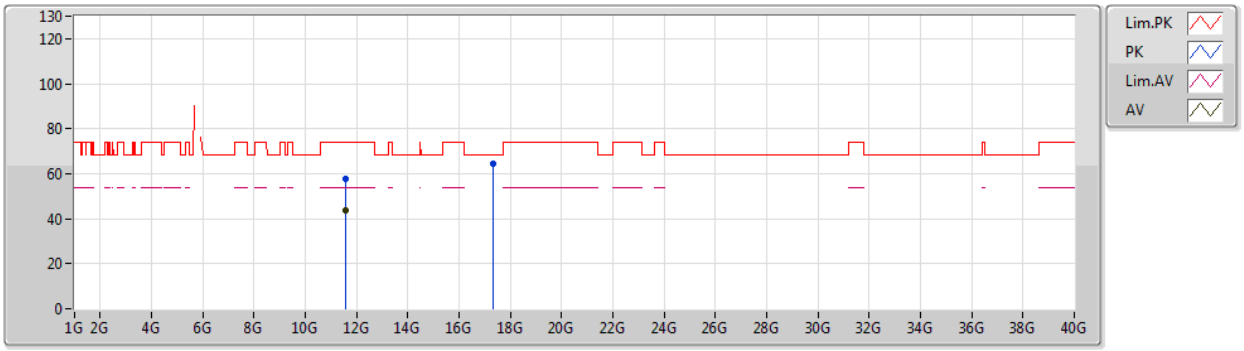

Type	Freq	Level	Limit	Margin	Factor	Dist	Condition	Azimuth	Height	Comment	Raw	AF	CL	PA
	(Hz)	(dBuV/m)	(dBuV/m)	(dB)	(dB)	(m)		(°)	(m)		(dBuV)	(dB)	(dB)	(dB)
AV	11.54968G	43.61	54.00	-10.39	15.73	3	Horizontal	64	1.49	-	27.88	39.54	10.71	34.52
PK	11.54968G	57.71	74.00	-16.29	15.73	3	Horizontal	64	1.49	-	41.98	39.54	10.71	34.52
PK	17.34516G	64.36	68.20	-3.84	22.39	3	Horizontal	82	1.47	-	41.97	42.28	13.94	33.83

Summary

Mode	Result	Type	Freq (Hz)	Level (dBuV/m)	Limit (dBuV/m)	Margin (dB)	Dist (m)	Condition	Azimuth (°)	Height (m)	Comments
5.725-5.85GHz	-	-	-	-	-	-	-	-	-	-	-
802.11ax HEW80-BF_Nss1,(MCS0)_2TX	Pass	QP	679.9M	44.60	46.00	-1.40	3	Horizontal	129	1.28	-

Result

Mode	Result	Type	Freq (Hz)	Level (dBuV/m)	Limit (dBuV/m)	Margin (dB)	Dist (m)	Condition	Azimuth (°)	Height (m)	Comments
802.11ax HEW80-BF_Nss1,(MCS0)_2TX	-	-	-	-	-	-	-	-	-	-	-
5775MHz	Pass	PK	105.66M	36.69	43.50	-6.81	3	Vertical	360	1.00	-
5775MHz	Pass	PK	138.64M	37.90	43.50	-5.60	3	Vertical	360	1.00	-
5775MHz	Pass	PK	229.82M	42.20	46.00	-3.80	3	Vertical	360	1.00	-
5775MHz	Pass	PK	332.64M	36.00	46.00	-10.00	3	Vertical	360	1.00	-
5775MHz	Pass	PK	532.46M	42.20	46.00	-3.80	3	Vertical	360	1.00	-
5775MHz	Pass	QP	513.06M	43.78	46.00	-2.22	3	Vertical	252	1.54	-
5775MHz	Pass	PK	249.22M	38.11	46.00	-7.89	3	Horizontal	360	1.00	-
5775MHz	Pass	PK	330.7M	40.65	46.00	-5.35	3	Horizontal	360	1.00	-
5775MHz	Pass	PK	528.58M	42.45	46.00	-3.55	3	Horizontal	360	1.00	-
5775MHz	Pass	QP	101.78M	40.99	43.50	-2.51	3	Horizontal	212	1.52	-
5775MHz	Pass	QP	487.84M	43.80	46.00	-2.20	3	Horizontal	42	1.73	-
5775MHz	Pass	QP	679.9M	44.60	46.00	-1.40	3	Horizontal	129	1.28	-

802.11ax HEW80-BF_Nss1,(MCS0)_2TX

5775MHz_PoE

15/10/2019

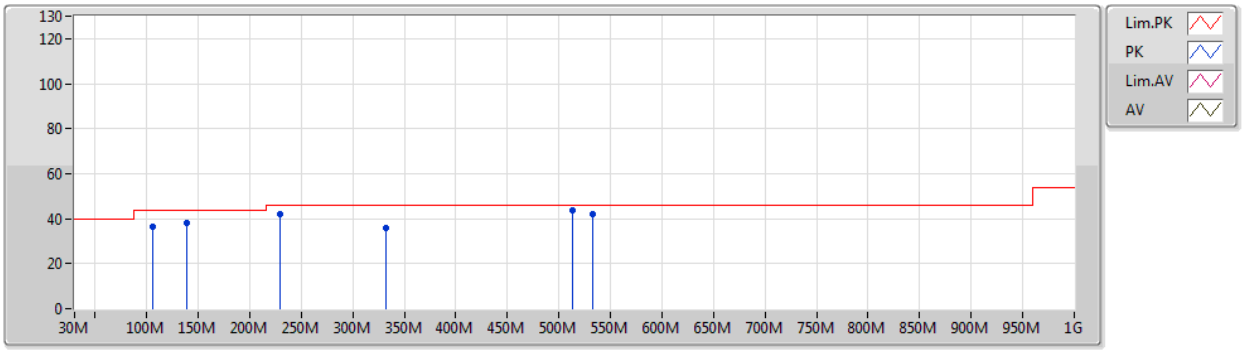

Type	Freq	Level	Limit	Margin	Factor	Dist	Condition	Azimuth	Height	Comment	Raw	AF	CL	PA
	(Hz)	(dBuV/m)	(dBuV/m)	(dB)	(dB)	(m)		(°)	(m)		(dBuV)	(dB)	(dB)	(dB)
PK	105.66M	36.69	43.50	-6.81	-20.35	3	Vertical	360	1.00	-	57.04	15.58	0.83	36.76
PK	138.64M	37.90	43.50	-5.60	-19.17	3	Vertical	360	1.00	-	57.07	16.50	0.95	36.62
PK	229.82M	42.20	46.00	-3.80	-19.86	3	Vertical	360	1.00	-	62.06	15.29	1.25	36.40
PK	332.64M	36.00	46.00	-10.00	-16.10	3	Vertical	360	1.00	-	52.10	18.90	1.53	36.53
PK	532.46M	42.20	46.00	-3.80	-11.97	3	Vertical	360	1.00	-	54.17	23.08	1.97	37.02
QP	513.06M	43.78	46.00	-2.22	-11.97	3	Vertical	252	1.54	-	55.75	23.07	1.92	36.96

802.11ax HEW80-BF_Nss1,(MCS0)_2TX

5775MHz_PoE

15/10/2019

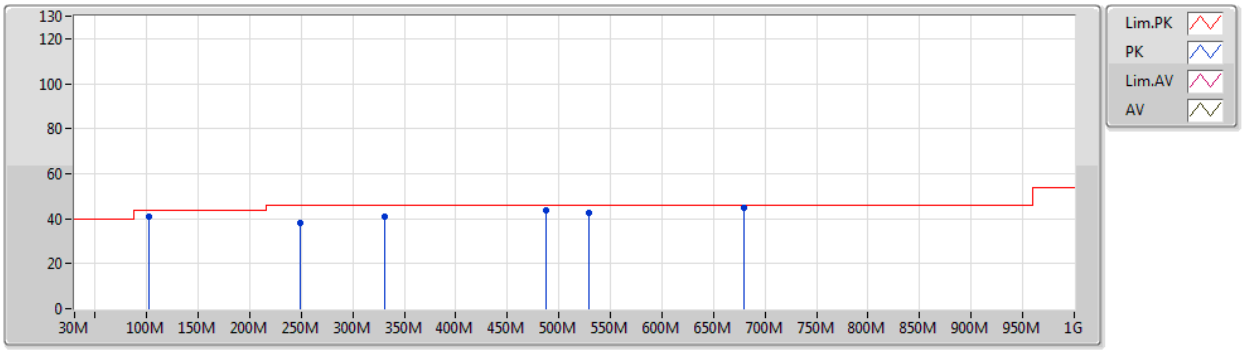

Type	Freq	Level	Limit	Margin	Factor	Dist	Condition	Azimuth	Height	Comment	Raw	AF	CL	PA
	(Hz)	(dBuV/m)	(dBuV/m)	(dB)	(dB)	(m)		(°)	(m)		(dBuV)	(dB)	(dB)	(dB)
PK	249.22M	38.11	46.00	-7.89	-17.58	3	Horizontal	360	1.00	-	55.69	17.55	1.29	36.42
PK	330.7M	40.65	46.00	-5.35	-16.17	3	Horizontal	360	1.00	-	56.82	18.84	1.52	36.53
PK	528.58M	42.45	46.00	-3.55	-12.03	3	Horizontal	360	1.00	-	54.48	23.02	1.96	37.01
QP	101.78M	40.99	43.50	-2.51	-20.75	3	Horizontal	212	1.52	-	61.74	15.20	0.82	36.77
QP	487.84M	43.80	46.00	-2.20	-12.22	3	Horizontal	42	1.73	-	56.02	22.79	1.87	36.88
QP	679.9M	44.60	46.00	-1.40	-9.73	3	Horizontal	129	1.28	-	54.33	25.35	2.25	37.33

Summary

Mode	Result	Type	Freq (Hz)	Level (dBuV/m)	Limit (dBuV/m)	Margin (dB)	Dist (m)	Condition	Azimuth (°)	Height (m)	Comments
5.15-5.25GHz	-	-	-	-	-	-	-	-	-	-	-
802.11ax HEW20-BF_Nss1,(MCS0)_2TX	Pass	AV	5.1494G	53.84	54.00	-0.16	3	Vertical	331	1.00	-
802.11ax HEW40-BF_Nss1,(MCS0)_2TX	Pass	AV	5.1484G	53.78	54.00	-0.22	3	Horizontal	48	1.99	-
802.11ax HEW80-BF_Nss1,(MCS0)_2TX	Pass	AV	5.15G	53.66	54.00	-0.34	3	Horizontal	51	2.00	-
5.725-5.85GHz	-	-	-	-	-	-	-	-	-	-	-
802.11ax HEW20-BF_Nss1,(MCS0)_2TX	Pass	PK	17.47068G	67.50	68.20	-0.70	3	Vertical	45	1.72	-
802.11ax HEW40-BF_Nss1,(MCS0)_2TX	Pass	PK	5.6398G	67.82	68.20	-0.38	3	Vertical	19	1.24	-
802.11ax HEW80-BF_Nss1,(MCS0)_2TX	Pass	PK	5.6358G	67.51	68.20	-0.69	3	Vertical	17	1.37	-

Result

Mode	Result	Type	Freq (Hz)	Level (dBuV/m)	Limit (dBuV/m)	Margin (dB)	Dist (m)	Condition	Azimuth (°)	Height (m)	Comments
802.11ax HEW20-BF_Nss1,(MCS0)_2TX	-	-	-	-	-	-	-	-	-	-	-
5180MHz_TX	Pass	AV	5.1494G	53.84	54.00	-0.16	3	Vertical	331	1.00	-
5180MHz_TX	Pass	AV	5.1836G	107.78	Inf	-Inf	3	Vertical	331	1.00	-
5180MHz_TX	Pass	PK	5.1494G	70.91	74.00	-3.09	3	Vertical	331	1.00	-
5180MHz_TX	Pass	PK	5.183G	119.31	Inf	-Inf	3	Vertical	331	1.00	-
5180MHz_TX	Pass	AV	5.15G	53.16	54.00	-0.84	3	Horizontal	45	1.96	-
5180MHz_TX	Pass	AV	5.1776G	107.58	Inf	-Inf	3	Horizontal	45	1.96	-
5180MHz_TX	Pass	PK	5.1494G	73.62	74.00	-0.38	3	Horizontal	45	1.96	-
5180MHz_TX	Pass	PK	5.1884G	119.25	Inf	-Inf	3	Horizontal	45	1.96	-
5180MHz_TX	Pass	AV	3.88497G	51.45	54.00	-2.55	3	Vertical	45	2.01	-
5180MHz_TX	Pass	AV	15.54018G	44.56	54.00	-9.44	3	Vertical	43	1.49	-
5180MHz_TX	Pass	PK	3.88501G	53.34	74.00	-20.66	3	Vertical	45	2.01	-
5180MHz_TX	Pass	PK	10.3609G	53.14	68.20	-15.06	3	Vertical	331	1.48	-
5180MHz_TX	Pass	PK	15.52878G	56.15	74.00	-17.85	3	Vertical	43	1.49	-
5180MHz_TX	Pass	AV	3.88498G	53.36	54.00	-0.64	3	Horizontal	330	2.32	-
5180MHz_TX	Pass	AV	15.53538G	44.32	54.00	-9.68	3	Horizontal	272	1.48	-
5180MHz_TX	Pass	PK	3.885G	55.32	74.00	-18.68	3	Horizontal	330	2.32	-
5180MHz_TX	Pass	PK	10.36744G	53.65	68.20	-14.55	3	Horizontal	0	1.49	-
5180MHz_TX	Pass	PK	15.5376G	56.11	74.00	-17.89	3	Horizontal	272	1.48	-
5200MHz_TX	Pass	AV	5.1496G	53.16	54.00	-0.84	3	Vertical	325	1.00	-
5200MHz_TX	Pass	AV	5.2078G	111.50	Inf	-Inf	3	Vertical	325	1.00	-
5200MHz_TX	Pass	PK	5.1466G	69.07	74.00	-4.93	3	Vertical	325	1.00	-
5200MHz_TX	Pass	PK	5.1952G	119.92	Inf	-Inf	3	Vertical	325	1.00	-
5200MHz_TX	Pass	AV	5.15G	53.36	54.00	-0.64	3	Horizontal	47	1.93	-
5200MHz_TX	Pass	AV	5.2024G	110.74	Inf	-Inf	3	Horizontal	47	1.93	-
5200MHz_TX	Pass	PK	5.15G	68.38	74.00	-5.62	3	Horizontal	47	1.93	-
5200MHz_TX	Pass	PK	5.203G	120.20	Inf	-Inf	3	Horizontal	47	1.93	-
5200MHz_TX	Pass	AV	4G	51.44	54.00	-2.56	3	Vertical	360	1.32	-
5200MHz_TX	Pass	AV	15.60432G	44.45	54.00	-9.55	3	Vertical	360	1.49	-
5200MHz_TX	Pass	PK	3.46648G	51.68	68.20	-16.52	3	Vertical	348	0.99	-
5200MHz_TX	Pass	PK	3.99983G	53.59	74.00	-20.41	3	Vertical	360	1.32	-
5200MHz_TX	Pass	PK	10.39958G	56.84	68.20	-11.36	3	Vertical	331	2.28	-
5200MHz_TX	Pass	PK	15.5868G	56.75	74.00	-17.25	3	Vertical	360	1.49	-
5200MHz_TX	Pass	AV	3.99994G	43.52	54.00	-10.48	3	Horizontal	82	1.49	-
5200MHz_TX	Pass	AV	15.59382G	44.67	54.00	-9.33	3	Horizontal	305	1.48	-
5200MHz_TX	Pass	PK	3.46672G	50.93	68.20	-17.27	3	Horizontal	26	1.41	-
5200MHz_TX	Pass	PK	4.00003G	50.99	74.00	-23.01	3	Horizontal	82	1.49	-
5200MHz_TX	Pass	PK	10.4147G	65.21	68.20	-2.99	3	Horizontal	311	1.08	-
5200MHz_TX	Pass	PK	15.6105G	56.83	74.00	-17.17	3	Horizontal	305	1.48	-
5240MHz_TX	Pass	AV	5.1482G	49.15	54.00	-4.85	3	Vertical	29	2.35	-
5240MHz_TX	Pass	AV	5.2478G	110.91	Inf	-Inf	3	Vertical	29	2.35	-
5240MHz_TX	Pass	AV	5.35G	48.64	54.00	-5.36	3	Vertical	29	2.35	-
5240MHz_TX	Pass	PK	5.1482G	60.46	74.00	-13.54	3	Vertical	29	2.35	-
5240MHz_TX	Pass	PK	5.2466G	119.06	Inf	-Inf	3	Vertical	29	2.35	-
5240MHz_TX	Pass	PK	5.3744G	59.69	74.00	-14.31	3	Vertical	29	2.35	-
5240MHz_TX	Pass	AV	5.1404G	53.71	54.00	-0.29	3	Horizontal	44	1.88	-
5240MHz_TX	Pass	AV	5.2424G	112.56	Inf	-Inf	3	Horizontal	44	1.88	-
5240MHz_TX	Pass	AV	5.35G	49.03	54.00	-4.97	3	Horizontal	44	1.88	-

Level (dBuV/m) = Raw(Read Level) + AF(Antenna Factor) + CL(Cable Loss) - PA(Preamp Factor)

Mode	Result	Type	Freq (Hz)	Level (dBuV/m)	Limit (dBuV/m)	Margin (dB)	Dist (m)	Condition	Azimuth (°)	Height (m)	Comments
5240MHz_TX	Pass	PK	5.135G	64.18	74.00	-9.82	3	Horizontal	44	1.88	-
5240MHz_TX	Pass	PK	5.2424G	121.35	Inf	-Inf	3	Horizontal	44	1.88	-
5240MHz_TX	Pass	PK	5.3504G	59.71	74.00	-14.29	3	Horizontal	44	1.88	-
5240MHz_TX	Pass	AV	15.71214G	44.69	54.00	-9.31	3	Horizontal	345	1.49	-
5240MHz_TX	Pass	PK	3.49324G	51.22	68.20	-16.98	3	Horizontal	24	1.53	-
5240MHz_TX	Pass	PK	10.46938G	57.80	68.20	-10.40	3	Horizontal	7	1.48	-
5240MHz_TX	Pass	PK	15.71376G	56.88	74.00	-17.12	3	Horizontal	345	1.49	-
5240MHz_TX	Pass	AV	15.70704G	44.46	54.00	-9.54	3	Vertical	38	1.49	-
5240MHz_TX	Pass	PK	3.49337G	51.46	68.20	-16.74	3	Vertical	349	1.08	-
5240MHz_TX	Pass	PK	10.48096G	57.23	68.20	-10.97	3	Vertical	337	1.62	-
5240MHz_TX	Pass	PK	15.7074G	56.63	74.00	-17.37	3	Vertical	38	1.49	-
5745MHz_TX	Pass	AV	5.7438G	102.70	Inf	-Inf	3	Vertical	11	1.78	-
5745MHz_TX	Pass	PK	5.6382G	59.39	68.20	-8.81	3	Vertical	11	1.78	-
5745MHz_TX	Pass	PK	5.739G	113.68	Inf	-Inf	3	Vertical	11	1.78	-
5745MHz_TX	Pass	PK	5.9298G	57.40	68.20	-10.80	3	Vertical	11	1.78	-
5745MHz_TX	Pass	AV	5.739G	106.62	Inf	-Inf	3	Horizontal	7	1.92	-
5745MHz_TX	Pass	PK	5.6358G	61.79	68.20	-6.41	3	Horizontal	7	1.92	-
5745MHz_TX	Pass	PK	5.7366G	117.60	Inf	-Inf	3	Horizontal	7	1.92	-
5745MHz_TX	Pass	PK	5.9346G	58.68	68.20	-9.52	3	Horizontal	7	1.92	-
5745MHz_TX	Pass	AV	3.83001G	49.33	54.00	-4.67	3	Vertical	252	2.28	-
5745MHz_TX	Pass	AV	11.48064G	44.33	54.00	-9.67	3	Vertical	34	2.11	-
5745MHz_TX	Pass	PK	3.82987G	52.20	74.00	-21.80	3	Vertical	252	2.28	-
5745MHz_TX	Pass	PK	11.4816G	57.30	74.00	-16.70	3	Vertical	34	2.11	-
5745MHz_TX	Pass	PK	17.23224G	67.42	68.20	-0.78	3	Vertical	45	1.63	-
5745MHz_TX	Pass	AV	3.82996G	51.32	54.00	-2.68	3	Horizontal	29	1.41	-
5745MHz_TX	Pass	AV	11.49408G	44.26	54.00	-9.74	3	Horizontal	10	1.33	-
5745MHz_TX	Pass	PK	3.83008G	53.49	74.00	-20.51	3	Horizontal	29	1.41	-
5745MHz_TX	Pass	PK	11.4966G	56.57	74.00	-17.43	3	Horizontal	10	1.33	-
5745MHz_TX	Pass	PK	17.24754G	63.21	68.20	-4.99	3	Horizontal	0	1.69	-
5785MHz_TX	Pass	AV	5.7826G	107.05	Inf	-Inf	3	Vertical	0	1.77	-
5785MHz_TX	Pass	PK	5.5258G	58.11	68.20	-10.09	3	Vertical	0	1.77	-
5785MHz_TX	Pass	PK	5.7826G	118.08	Inf	-Inf	3	Vertical	0	1.77	-
5785MHz_TX	Pass	PK	5.9722G	58.21	68.20	-9.99	3	Vertical	0	1.77	-
5785MHz_TX	Pass	AV	5.7874G	106.50	Inf	-Inf	3	Horizontal	7	1.50	-
5785MHz_TX	Pass	PK	5.4982G	58.22	68.20	-9.98	3	Horizontal	7	1.50	-
5785MHz_TX	Pass	PK	5.7934G	117.67	Inf	-Inf	3	Horizontal	7	1.50	-
5785MHz_TX	Pass	PK	5.9362G	57.85	68.20	-10.35	3	Horizontal	7	1.50	-
5785MHz_TX	Pass	AV	3.85661G	50.50	54.00	-3.50	3	Vertical	38	1.96	-
5785MHz_TX	Pass	AV	11.58344G	44.29	54.00	-9.71	3	Vertical	197	1.54	-
5785MHz_TX	Pass	PK	3.85667G	53.77	74.00	-20.23	3	Vertical	38	1.96	-
5785MHz_TX	Pass	PK	11.56238G	56.28	74.00	-17.72	3	Vertical	197	1.54	-
5785MHz_TX	Pass	PK	17.35692G	67.41	68.20	-0.79	3	Vertical	47	1.62	-
5785MHz_TX	Pass	AV	3.85661G	52.20	54.00	-1.80	3	Horizontal	320	2.17	-
5785MHz_TX	Pass	AV	11.57156G	45.19	54.00	-8.81	3	Horizontal	0	1.50	-
5785MHz_TX	Pass	PK	3.85666G	54.87	74.00	-19.13	3	Horizontal	320	2.17	-
5785MHz_TX	Pass	PK	11.56076G	56.87	74.00	-17.13	3	Horizontal	0	1.50	-
5785MHz_TX	Pass	PK	17.35476G	64.03	68.20	-4.17	3	Horizontal	74	1.08	-
5825MHz_TX	Pass	AV	5.8334G	107.77	Inf	-Inf	3	Vertical	49	1.60	-
5825MHz_TX	Pass	PK	5.5394G	57.75	68.20	-10.45	3	Vertical	49	1.60	-

Remark :

Level (dBuV/m) = Raw(Read Level) + AF(Antenna Factor) + CL(Cable Loss) - PA(Preamp Factor)

Mode	Result	Type	Freq (Hz)	Level (dBuV/m)	Limit (dBuV/m)	Margin (dB)	Dist (m)	Condition	Azimuth (°)	Height (m)	Comments
5825MHz_TX	Pass	PK	5.8334G	119.35	Inf	-Inf	3	Vertical	49	1.60	-
5825MHz_TX	Pass	PK	5.933G	59.57	68.20	-8.63	3	Vertical	49	1.60	-
5825MHz_TX	Pass	AV	5.8322G	109.42	Inf	-Inf	3	Horizontal	0	1.81	-
5825MHz_TX	Pass	PK	5.6486G	57.79	68.20	-10.41	3	Horizontal	0	1.81	-
5825MHz_TX	Pass	PK	5.8334G	120.92	Inf	-Inf	3	Horizontal	0	1.81	-
5825MHz_TX	Pass	PK	5.9342G	63.27	68.20	-4.93	3	Horizontal	0	1.81	-
5825MHz_TX	Pass	AV	3.88329G	51.18	54.00	-2.82	3	Vertical	36	1.93	-
5825MHz_TX	Pass	AV	11.64124G	44.51	54.00	-9.49	3	Vertical	244	1.66	-
5825MHz_TX	Pass	PK	3.88332G	53.61	74.00	-20.39	3	Vertical	36	1.93	-
5825MHz_TX	Pass	PK	11.63662G	56.65	74.00	-17.35	3	Vertical	244	1.66	-
5825MHz_TX	Pass	PK	17.47068G	67.50	68.20	-0.70	3	Vertical	45	1.72	-
5825MHz_TX	Pass	AV	3.88331G	52.97	54.00	-1.03	3	Horizontal	329	2.14	-
5825MHz_TX	Pass	AV	11.641G	44.51	54.00	-9.49	3	Horizontal	97	2.19	-
5825MHz_TX	Pass	PK	3.8832G	55.15	74.00	-18.85	3	Horizontal	329	2.14	-
5825MHz_TX	Pass	PK	11.66434G	56.81	74.00	-17.19	3	Horizontal	97	2.19	-
5825MHz_TX	Pass	PK	17.48952G	64.29	68.20	-3.91	3	Horizontal	1	1.83	-
802.11ax HEW40-BF_Nss1,(MCS0)_2TX	-	-	-	-	-	-	-	-	-	-	-
5190MHz_TX	Pass	AV	5.15G	53.76	54.00	-0.24	3	Vertical	333	1.01	-
5190MHz_TX	Pass	AV	5.1756G	103.29	Inf	-Inf	3	Vertical	333	1.01	-
5190MHz_TX	Pass	PK	5.1484G	66.27	74.00	-7.73	3	Vertical	333	1.01	-
5190MHz_TX	Pass	PK	5.1836G	114.28	Inf	-Inf	3	Vertical	333	1.01	-
5190MHz_TX	Pass	AV	5.15G	51.59	54.00	-2.41	3	Horizontal	49	2.05	-
5190MHz_TX	Pass	AV	5.1744G	104.90	Inf	-Inf	3	Horizontal	49	2.05	-
5190MHz_TX	Pass	PK	5.1476G	63.42	74.00	-10.58	3	Horizontal	49	2.05	-
5190MHz_TX	Pass	PK	5.2048G	114.00	Inf	-Inf	3	Horizontal	49	2.05	-
5190MHz_TX	Pass	AV	3.67998G	35.66	54.00	-18.34	3	Vertical	11	0.99	-
5190MHz_TX	Pass	AV	15.57096G	43.42	54.00	-10.58	3	Vertical	53	1.50	-
5190MHz_TX	Pass	PK	3.45992G	47.65	68.20	-20.55	3	Vertical	349	0.99	-
5190MHz_TX	Pass	PK	3.68012G	43.06	74.00	-30.94	3	Vertical	11	0.99	-
5190MHz_TX	Pass	PK	10.38048G	52.99	68.20	-15.21	3	Vertical	280	1.50	-
5190MHz_TX	Pass	PK	15.5724G	55.60	74.00	-18.40	3	Vertical	53	1.50	-
5190MHz_TX	Pass	AV	3.67997G	38.87	54.00	-15.13	3	Horizontal	301	2.03	-
5190MHz_TX	Pass	AV	15.55548G	43.47	54.00	-10.53	3	Horizontal	220	1.63	-
5190MHz_TX	Pass	PK	3.45999G	47.17	68.20	-21.03	3	Horizontal	30	1.52	-
5190MHz_TX	Pass	PK	3.67997G	44.31	74.00	-29.69	3	Horizontal	301	2.03	-
5190MHz_TX	Pass	PK	10.39266G	52.72	68.20	-15.48	3	Horizontal	345	1.50	-
5190MHz_TX	Pass	PK	15.55752G	55.53	74.00	-18.47	3	Horizontal	220	1.63	-
5230MHz_TX	Pass	AV	5.1364G	52.00	54.00	-2.00	3	Vertical	352	2.57	-
5230MHz_TX	Pass	AV	5.2368G	104.39	Inf	-Inf	3	Vertical	352	2.57	-
5230MHz_TX	Pass	PK	5.146G	65.45	74.00	-8.55	3	Vertical	352	2.57	-
5230MHz_TX	Pass	PK	5.236G	115.27	Inf	-Inf	3	Vertical	352	2.57	-
5230MHz_TX	Pass	AV	5.1484G	53.78	54.00	-0.22	3	Horizontal	48	1.99	-
5230MHz_TX	Pass	AV	5.2244G	107.57	Inf	-Inf	3	Horizontal	48	1.99	-
5230MHz_TX	Pass	PK	5.144G	68.78	74.00	-5.22	3	Horizontal	48	1.99	-
5230MHz_TX	Pass	PK	5.2252G	119.12	Inf	-Inf	3	Horizontal	48	1.99	-
5230MHz_TX	Pass	AV	3.67993G	33.29	54.00	-20.71	3	Vertical	65	1.08	-
5230MHz_TX	Pass	AV	15.68136G	43.35	54.00	-10.65	3	Vertical	163	1.43	-
5230MHz_TX	Pass	PK	3.48664G	46.87	68.20	-21.33	3	Vertical	353	1.08	-
5230MHz_TX	Pass	PK	3.67986G	42.03	74.00	-31.97	3	Vertical	65	1.08	-

Remark :

Level (dBuV/m) = Raw(Read Level) + AF(Antenna Factor) + CL(Cable Loss) - PA(Preamp Factor)

Mode	Result	Type	Freq (Hz)	Level (dBuV/m)	Limit (dBuV/m)	Margin (dB)	Dist (m)	Condition	Azimuth (°)	Height (m)	Comments
5230MHz_TX	Pass	PK	10.46834G	53.58	68.20	-14.62	3	Vertical	295	1.85	-
5230MHz_TX	Pass	PK	15.69612G	55.63	74.00	-18.37	3	Vertical	163	1.43	-
5230MHz_TX	Pass	AV	3.68001G	38.95	54.00	-15.05	3	Horizontal	302	2.00	-
5230MHz_TX	Pass	AV	15.67788G	43.34	54.00	-10.66	3	Horizontal	202	1.08	-
5230MHz_TX	Pass	PK	3.48675G	46.91	68.20	-21.29	3	Horizontal	33	1.49	-
5230MHz_TX	Pass	PK	3.68G	44.98	74.00	-29.02	3	Horizontal	302	2.00	-
5230MHz_TX	Pass	PK	10.46906G	53.26	68.20	-14.94	3	Horizontal	86	1.54	-
5230MHz_TX	Pass	PK	15.67842G	55.86	74.00	-18.14	3	Horizontal	202	1.08	-
5755MHz_TX	Pass	AV	5.7502G	113.12	Inf	-Inf	3	Vertical	19	1.24	-
5755MHz_TX	Pass	PK	5.6398G	67.82	68.20	-0.38	3	Vertical	19	1.24	-
5755MHz_TX	Pass	PK	5.7442G	121.84	Inf	-Inf	3	Vertical	19	1.24	-
5755MHz_TX	Pass	PK	5.9554G	62.47	68.20	-5.73	3	Vertical	19	1.24	-
5755MHz_TX	Pass	AV	5.7478G	111.86	Inf	-Inf	3	Horizontal	16	1.41	-
5755MHz_TX	Pass	PK	5.6506G	68.01	68.64	-0.63	3	Horizontal	16	1.41	-
5755MHz_TX	Pass	PK	5.7442G	122.79	Inf	-Inf	3	Horizontal	16	1.41	-
5755MHz_TX	Pass	PK	5.9722G	62.97	68.20	-5.23	3	Horizontal	16	1.41	-
5755MHz_TX	Pass	AV	3.67998G	33.36	54.00	-20.64	3	Vertical	68	1.31	-
5755MHz_TX	Pass	AV	3.83663G	48.83	54.00	-5.17	3	Vertical	48	1.91	-
5755MHz_TX	Pass	AV	11.51624G	41.82	54.00	-12.18	3	Vertical	360	2.87	-
5755MHz_TX	Pass	PK	3.67996G	42.03	74.00	-31.97	3	Vertical	68	1.31	-
5755MHz_TX	Pass	PK	3.83667G	51.43	74.00	-22.57	3	Vertical	48	1.91	-
5755MHz_TX	Pass	PK	11.52446G	53.75	74.00	-20.25	3	Vertical	360	2.87	-
5755MHz_TX	Pass	PK	17.25078G	60.64	68.20	-7.56	3	Vertical	60	1.70	-
5755MHz_TX	Pass	AV	3.68G	38.87	54.00	-15.13	3	Horizontal	298	1.96	-
5755MHz_TX	Pass	AV	3.83664G	51.09	54.00	-2.91	3	Horizontal	335	2.37	-
5755MHz_TX	Pass	AV	11.51126G	41.60	54.00	-12.40	3	Horizontal	348	2.91	-
5755MHz_TX	Pass	PK	3.68G	44.75	74.00	-29.25	3	Horizontal	298	1.96	-
5755MHz_TX	Pass	PK	3.83663G	53.36	74.00	-20.64	3	Horizontal	335	2.37	-
5755MHz_TX	Pass	PK	11.51918G	53.70	74.00	-20.30	3	Horizontal	348	2.91	-
5755MHz_TX	Pass	PK	17.25144G	60.36	68.20	-7.84	3	Horizontal	327	1.48	-
5795MHz_TX	Pass	AV	5.7866G	110.64	Inf	-Inf	3	Vertical	13	1.23	-
5795MHz_TX	Pass	PK	5.6462G	62.34	68.20	-5.86	3	Vertical	13	1.23	-
5795MHz_TX	Pass	PK	5.7926G	121.31	Inf	-Inf	3	Vertical	13	1.23	-
5795MHz_TX	Pass	PK	5.9462G	66.69	68.20	-1.51	3	Vertical	13	1.23	-
5795MHz_TX	Pass	AV	5.7866G	113.39	Inf	-Inf	3	Horizontal	15	1.92	-
5795MHz_TX	Pass	PK	5.6462G	63.46	68.20	-4.74	3	Horizontal	15	1.92	-
5795MHz_TX	Pass	PK	5.7794G	120.68	Inf	-Inf	3	Horizontal	15	1.92	-
5795MHz_TX	Pass	PK	5.9282G	67.41	68.20	-0.79	3	Horizontal	15	1.92	-
5795MHz_TX	Pass	AV	3.67999G	33.25	54.00	-20.75	3	Vertical	71	1.48	-
5795MHz_TX	Pass	AV	3.8633G	49.61	54.00	-4.39	3	Vertical	52	2.02	-
5795MHz_TX	Pass	AV	11.578G	42.67	54.00	-11.33	3	Vertical	2	2.78	-
5795MHz_TX	Pass	PK	3.68014G	41.81	74.00	-32.19	3	Vertical	71	1.48	-
5795MHz_TX	Pass	PK	3.86327G	52.01	74.00	-21.99	3	Vertical	52	2.02	-
5795MHz_TX	Pass	PK	11.5777G	54.82	74.00	-19.18	3	Vertical	2	2.78	-
5795MHz_TX	Pass	PK	17.3937G	60.05	68.20	-8.15	3	Vertical	0	2.82	-
5795MHz_TX	Pass	AV	3.67997G	39.01	54.00	-14.99	3	Horizontal	301	1.99	-
5795MHz_TX	Pass	AV	3.86329G	51.47	54.00	-2.53	3	Horizontal	336	2.53	-
5795MHz_TX	Pass	AV	11.60104G	42.31	54.00	-11.69	3	Horizontal	360	1.42	-
5795MHz_TX	Pass	PK	3.68002G	44.73	74.00	-29.27	3	Horizontal	301	1.99	-

Remark :

Level (dBuV/m) = Raw(Read Level) + AF(Antenna Factor) + CL(Cable Loss) - PA(Preamp Factor)

Mode	Result	Type	Freq (Hz)	Level (dBuV/m)	Limit (dBuV/m)	Margin (dB)	Dist (m)	Condition	Azimuth (°)	Height (m)	Comments
5795MHz_TX	Pass	PK	3.86333G	53.54	74.00	-20.46	3	Horizontal	336	2.53	-
5795MHz_TX	Pass	PK	11.58988G	55.10	74.00	-18.90	3	Horizontal	360	1.42	-
5795MHz_TX	Pass	PK	17.3985G	59.94	68.20	-8.26	3	Horizontal	90	2.54	-
802.11ax HEW80-BF_Nss1,(MCS0)_2TX	-	-	-	-	-	-	-	-	-	-	-
5210MHz_TX	Pass	AV	5.148G	50.20	54.00	-3.80	3	Vertical	347	2.48	-
5210MHz_TX	Pass	AV	5.179G	99.34	Inf	-Inf	3	Vertical	347	2.48	-
5210MHz_TX	Pass	AV	5.364G	48.79	54.00	-5.21	3	Vertical	347	2.48	-
5210MHz_TX	Pass	PK	5.146G	61.85	74.00	-12.15	3	Vertical	347	2.48	-
5210MHz_TX	Pass	PK	5.178G	111.55	Inf	-Inf	3	Vertical	347	2.48	-
5210MHz_TX	Pass	PK	5.371G	61.02	74.00	-12.98	3	Vertical	347	2.48	-
5210MHz_TX	Pass	AV	5.15G	53.66	54.00	-0.34	3	Horizontal	51	2.00	-
5210MHz_TX	Pass	AV	5.183G	102.73	Inf	-Inf	3	Horizontal	51	2.00	-
5210MHz_TX	Pass	AV	5.362G	49.46	54.00	-4.54	3	Horizontal	51	2.00	-
5210MHz_TX	Pass	PK	5.146G	65.26	74.00	-8.74	3	Horizontal	51	2.00	-
5210MHz_TX	Pass	PK	5.183G	112.79	Inf	-Inf	3	Horizontal	51	2.00	-
5210MHz_TX	Pass	PK	5.355G	61.14	74.00	-12.86	3	Horizontal	51	2.00	-
5210MHz_TX	Pass	AV	3.6799G	32.91	54.00	-21.09	3	Vertical	64	1.49	-
5210MHz_TX	Pass	AV	15.64032G	42.89	54.00	-11.11	3	Vertical	0	1.48	-
5210MHz_TX	Pass	PK	3.47323G	47.06	68.20	-21.14	3	Vertical	346	0.99	-
5210MHz_TX	Pass	PK	3.67992G	42.73	74.00	-31.27	3	Vertical	64	1.49	-
5210MHz_TX	Pass	PK	10.42846G	52.89	68.20	-15.31	3	Vertical	150	1.49	-
5210MHz_TX	Pass	PK	15.6321G	55.35	74.00	-18.65	3	Vertical	0	1.48	-
5210MHz_TX	Pass	AV	3.68001G	38.77	54.00	-15.23	3	Horizontal	298	1.99	-
5210MHz_TX	Pass	AV	15.64224G	42.90	54.00	-11.10	3	Horizontal	294	1.97	-
5210MHz_TX	Pass	PK	3.47327G	46.84	68.20	-21.36	3	Horizontal	26	1.46	-
5210MHz_TX	Pass	PK	3.67996G	44.54	74.00	-29.46	3	Horizontal	298	1.99	-
5210MHz_TX	Pass	PK	10.42312G	53.24	68.20	-14.96	3	Horizontal	0	2.36	-
5210MHz_TX	Pass	PK	15.61524G	55.71	74.00	-18.29	3	Horizontal	294	1.97	-
5775MHz_TX	Pass	AV	5.7438G	106.11	Inf	-Inf	3	Vertical	17	1.37	-
5775MHz_TX	Pass	PK	5.6358G	67.51	68.20	-0.69	3	Vertical	17	1.37	-
5775MHz_TX	Pass	PK	5.7438G	117.57	Inf	-Inf	3	Vertical	17	1.37	-
5775MHz_TX	Pass	PK	5.9322G	65.28	68.20	-2.92	3	Vertical	17	1.37	-
5775MHz_TX	Pass	AV	5.7402G	103.27	Inf	-Inf	3	Horizontal	357	1.44	-
5775MHz_TX	Pass	PK	5.6466G	64.30	68.20	-3.90	3	Horizontal	357	1.44	-
5775MHz_TX	Pass	PK	5.7474G	117.28	Inf	-Inf	3	Horizontal	357	1.44	-
5775MHz_TX	Pass	PK	5.9322G	65.11	68.20	-3.09	3	Horizontal	357	1.44	-
5775MHz_TX	Pass	AV	3.84995G	49.15	54.00	-4.85	3	Vertical	48	2.02	-
5775MHz_TX	Pass	AV	11.55576G	41.00	54.00	-13.00	3	Vertical	233	1.50	-
5775MHz_TX	Pass	PK	3.84992G	51.78	74.00	-22.22	3	Vertical	48	2.02	-
5775MHz_TX	Pass	PK	11.54064G	54.00	74.00	-20.00	3	Vertical	233	1.50	-
5775MHz_TX	Pass	PK	17.32752G	59.60	68.20	-8.60	3	Vertical	204	1.30	-
5775MHz_TX	Pass	AV	3.84996G	50.89	54.00	-3.11	3	Horizontal	339	2.36	-
5775MHz_TX	Pass	AV	11.55804G	41.02	54.00	-12.98	3	Horizontal	354	2.11	-
5775MHz_TX	Pass	PK	3.84993G	53.21	74.00	-20.79	3	Horizontal	339	2.36	-
5775MHz_TX	Pass	PK	11.565G	53.55	74.00	-20.45	3	Horizontal	354	2.11	-
5775MHz_TX	Pass	PK	17.32518G	59.94	68.20	-8.26	3	Horizontal	166	1.50	-

802.11ax HEW20-BF_Nss1,(MCS0)_2TX

5180MHz_TX

11/10/2019

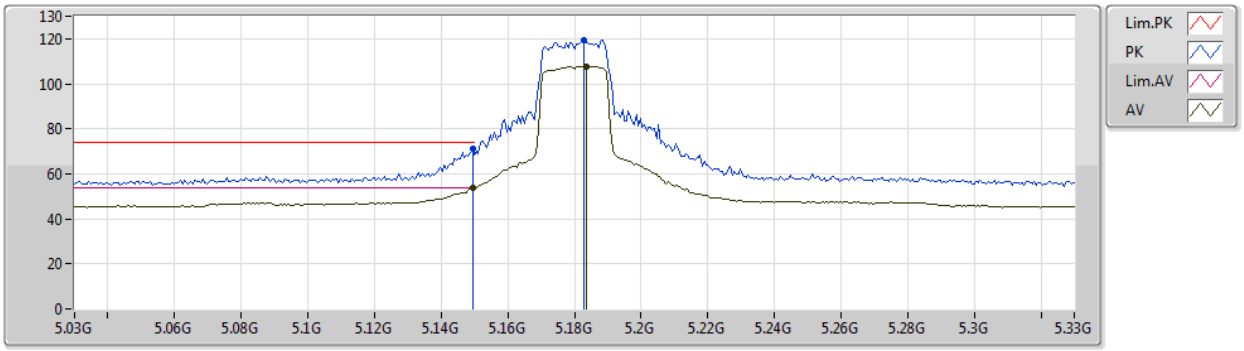

Type	Freq	Level	Limit	Margin	Factor	Dist	Condition	Azimuth	Height	Comment	Raw	AF	CL	PA
	(Hz)	(dBuV/m)	(dBuV/m)	(dB)	(dB)	(m)		(°)	(m)		(dBuV)	(dB)	(dB)	(dB)
AV	5.1494G	53.84	54.00	-0.16	8.37	3	Vertical	331	1.00	-	45.47	31.70	6.00	29.33
AV	5.1836G	107.78	Inf	-Inf	8.31	3	Vertical	331	1.00	-	99.47	31.63	6.02	29.34
PK	5.1494G	70.91	74.00	-3.09	8.37	3	Vertical	331	1.00	-	62.54	31.70	6.00	29.33
PK	5.183G	119.31	Inf	-Inf	8.31	3	Vertical	331	1.00	-	111.00	31.63	6.02	29.34

802.11ax HEW20-BF_Nss1,(MCS0)_2TX

5180MHz_TX

11/10/2019

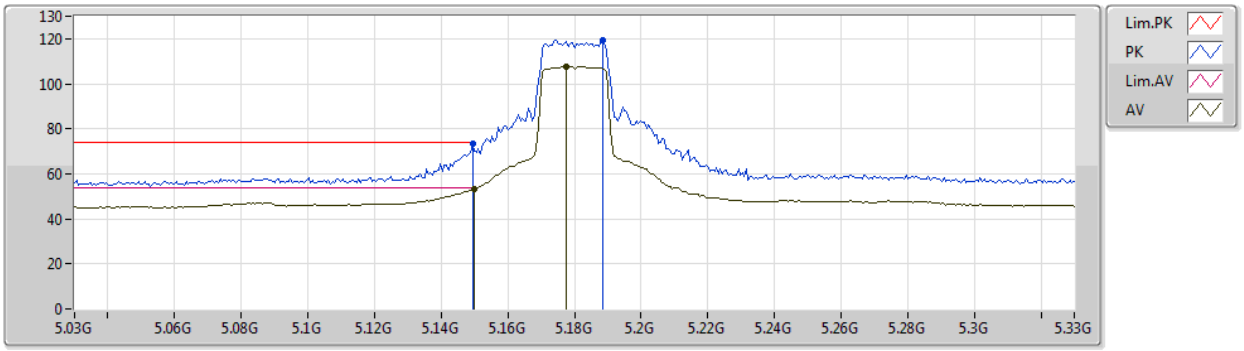

Type	Freq	Level	Limit	Margin	Factor	Dist	Condition	Azimuth	Height	Comment	Raw	AF	CL	PA
	(Hz)	(dBuV/m)	(dBuV/m)	(dB)	(dB)	(m)		(°)	(m)		(dBuV)	(dB)	(dB)	(dB)
AV	5.15G	53.16	54.00	-0.84	8.37	3	Horizontal	45	1.96	-	44.79	31.70	6.00	29.33
AV	5.1776G	107.58	Inf	-Inf	8.32	3	Horizontal	45	1.96	-	99.26	31.64	6.02	29.34
PK	5.1494G	73.62	74.00	-0.38	8.37	3	Horizontal	45	1.96	-	65.25	31.70	6.00	29.33
PK	5.1884G	119.25	Inf	-Inf	8.30	3	Horizontal	45	1.96	-	110.95	31.62	6.02	29.34

802.11ax HEW20-BF_Nss1,(MCS0)_2TX

5180MHz_TX

11/10/2019

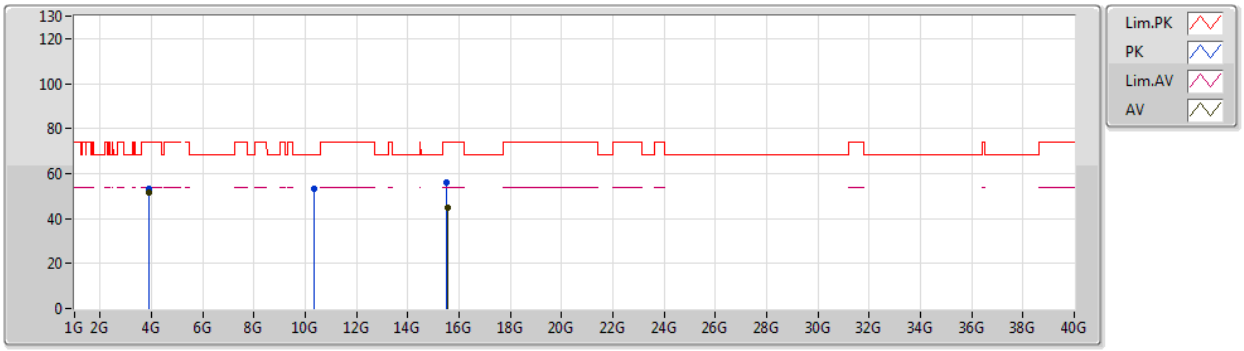

Type	Freq	Level	Limit	Margin	Factor	Dist	Condition	Azimuth	Height	Comment	Raw	AF	CL	PA
	(Hz)	(dBuV/m)	(dBuV/m)	(dB)	(dB)	(m)		(°)	(m)		(dBuV)	(dB)	(dB)	(dB)
AV	3.88497G	51.45	54.00	-2.55	1.45	3	Vertical	45	2.01	-	50.00	29.49	6.54	34.58
AV	15.54018G	44.56	54.00	-9.44	17.00	3	Vertical	43	1.49	-	27.56	38.80	12.81	34.61
PK	3.88501G	53.34	74.00	-20.66	1.45	3	Vertical	45	2.01	-	51.89	29.49	6.54	34.58
PK	10.3609G	53.14	68.20	-15.06	14.80	3	Vertical	331	1.48	-	38.34	39.37	10.33	34.90
PK	15.52878G	56.15	74.00	-17.85	17.05	3	Vertical	43	1.49	-	39.10	38.84	12.80	34.59

802.11ax HEW20-BF_Nss1,(MCS0)_2TX

5180MHz_TX

11/10/2019

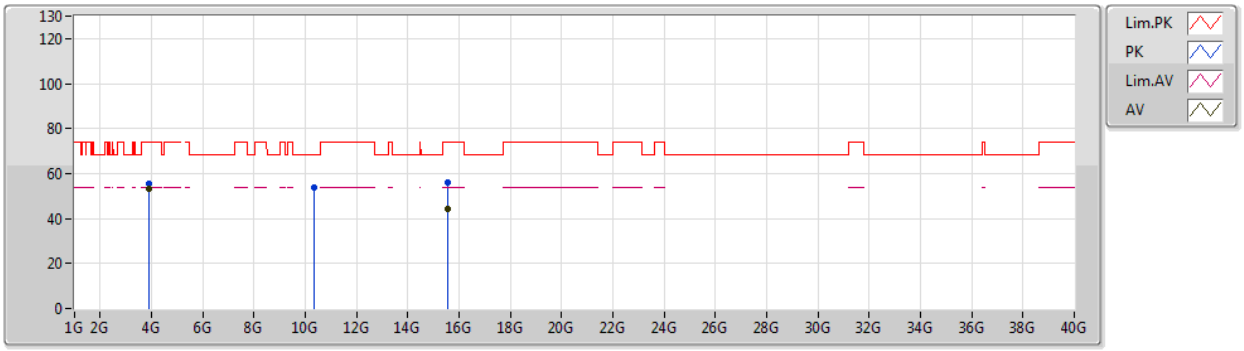

Type	Freq	Level	Limit	Margin	Factor	Dist	Condition	Azimuth	Height	Comment	Raw	AF	CL	PA
	(Hz)	(dBuV/m)	(dBuV/m)	(dB)	(dB)	(m)		(°)	(m)		(dBuV)	(dB)	(dB)	(dB)
AV	3.88498G	53.36	54.00	-0.64	1.45	3	Horizontal	330	2.32	-	51.91	29.49	6.54	34.58
AV	15.53538G	44.32	54.00	-9.68	17.03	3	Horizontal	272	1.48	-	27.29	38.82	12.81	34.60
PK	3.885G	55.32	74.00	-18.68	1.45	3	Horizontal	330	2.32	-	53.87	29.49	6.54	34.58
PK	10.36744G	53.65	68.20	-14.55	14.81	3	Horizontal	0	1.49	-	38.84	39.38	10.33	34.90
PK	15.5376G	56.11	74.00	-17.89	17.02	3	Horizontal	272	1.48	-	39.09	38.81	12.81	34.60

802.11ax HEW20-BF_Nss1,(MCS0)_2TX

5200MHz_TX

11/10/2019

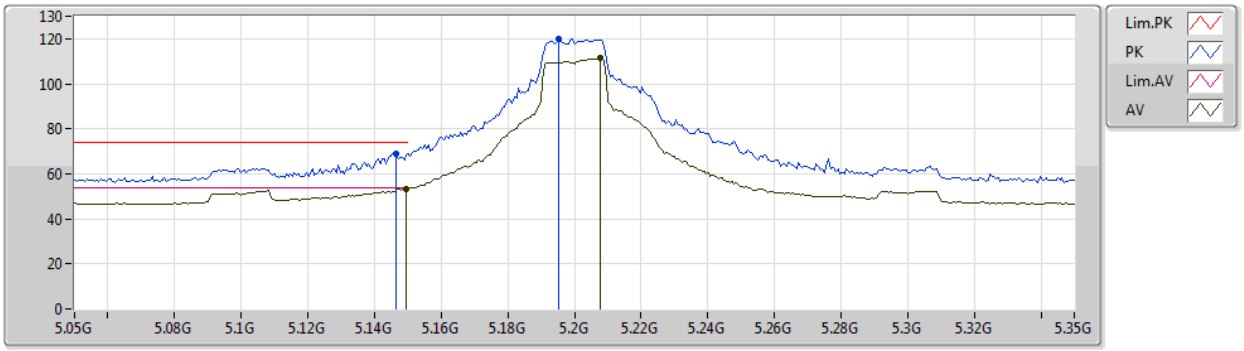

Type	Freq	Level	Limit	Margin	Factor	Dist	Condition	Azimuth	Height	Comment	Raw	AF	CL	PA
	(Hz)	(dBuV/m)	(dBuV/m)	(dB)	(dB)	(m)		(°)	(m)		(dBuV)	(dB)	(dB)	(dB)
AV	5.1496G	53.16	54.00	-0.84	8.37	3	Vertical	325	1.00	-	44.79	31.70	6.00	29.33
AV	5.2078G	111.50	Inf	-Inf	8.27	3	Vertical	325	1.00	-	103.23	31.58	6.03	29.34
PK	5.1466G	69.07	74.00	-4.93	8.38	3	Vertical	325	1.00	-	60.69	31.71	6.00	29.33
PK	5.1952G	119.92	Inf	-Inf	8.30	3	Vertical	325	1.00	-	111.62	31.61	6.03	29.34

802.11ax HEW20-BF_Nss1,(MCS0)_2TX

5200MHz_TX

11/10/2019

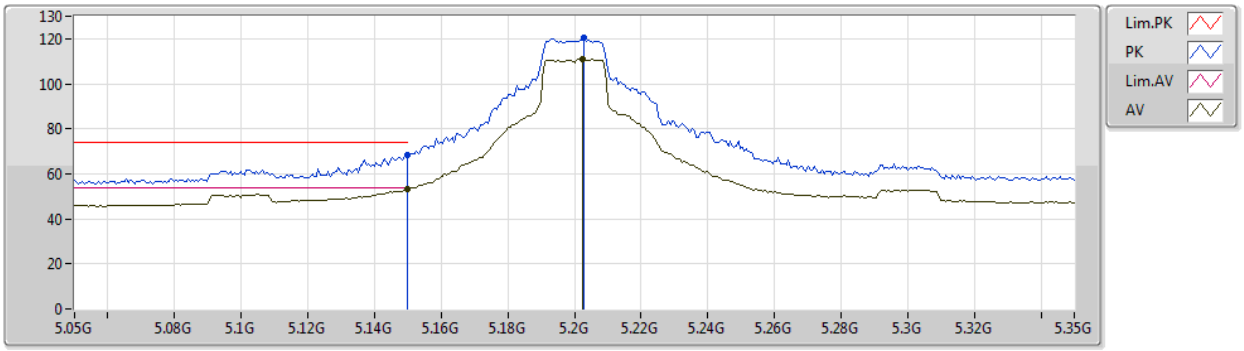

Type	Freq	Level	Limit	Margin	Factor	Dist	Condition	Azimuth	Height	Comment	Raw	AF	CL	PA
	(Hz)	(dBuV/m)	(dBuV/m)	(dB)	(dB)	(m)		(°)	(m)		(dBuV)	(dB)	(dB)	(dB)
AV	5.15G	53.36	54.00	-0.64	8.37	3	Horizontal	47	1.93	-	44.99	31.70	6.00	29.33
AV	5.2024G	110.74	Inf	-Inf	8.28	3	Horizontal	47	1.93	-	102.46	31.59	6.03	29.34
PK	5.15G	68.38	74.00	-5.62	8.37	3	Horizontal	47	1.93	-	60.01	31.70	6.00	29.33
PK	5.203G	120.20	Inf	-Inf	8.28	3	Horizontal	47	1.93	-	111.92	31.59	6.03	29.34

802.11ax HEW20-BF_Nss1,(MCS0)_2TX

5200MHz_TX

11/10/2019

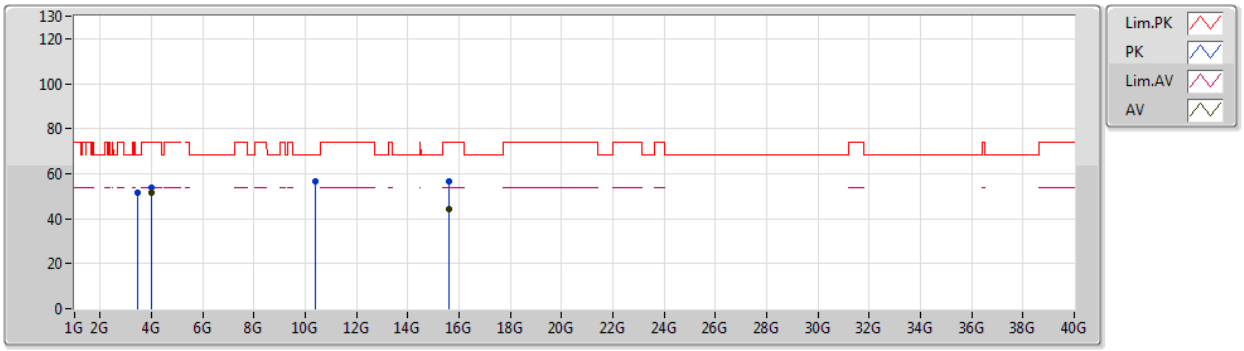

Type	Freq	Level	Limit	Margin	Factor	Dist	Condition	Azimuth	Height	Comment	Raw	AF	CL	PA
	(Hz)	(dBuV/m)	(dBuV/m)	(dB)	(dB)	(m)		(°)	(m)		(dBuV)	(dB)	(dB)	(dB)
AV	4G	51.44	54.00	-2.56	5.30	3	Vertical	360	1.32	-	46.14	29.60	5.28	29.58
AV	15.60432G	44.45	54.00	-9.55	17.27	3	Vertical	360	1.49	-	27.18	38.30	10.84	31.87
PK	3.46648G	51.68	68.20	-16.52	3.50	3	Vertical	348	0.99	-	48.18	28.43	4.88	29.81
PK	3.99983G	53.59	74.00	-20.41	5.30	3	Vertical	360	1.32	-	48.29	29.60	5.28	29.58
PK	10.39958G	56.84	68.20	-11.36	17.60	3	Vertical	331	2.28	-	39.24	39.42	8.72	30.54
PK	15.5868G	56.75	74.00	-17.25	17.34	3	Vertical	360	1.49	-	39.41	38.38	10.83	31.87

802.11ax HEW20-BF_Nss1,(MCS0)_2TX

5200MHz_TX

11/10/2019

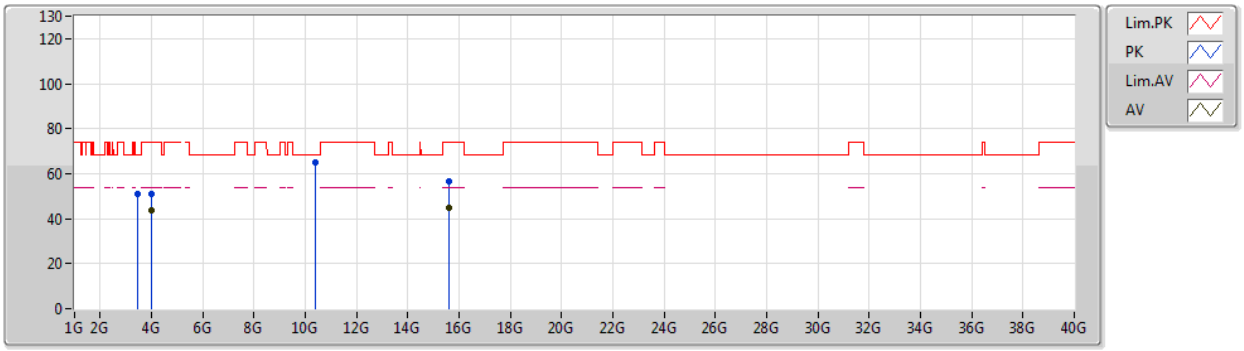

Type	Freq	Level	Limit	Margin	Factor	Dist	Condition	Azimuth	Height	Comment	Raw	AF	CL	PA
	(Hz)	(dBuV/m)	(dBuV/m)	(dB)	(dB)	(m)		(°)	(m)		(dBuV)	(dB)	(dB)	(dB)
AV	3.99994G	43.52	54.00	-10.48	5.30	3	Horizontal	82	1.49	-	38.22	29.60	5.28	29.58
AV	15.59382G	44.67	54.00	-9.33	17.31	3	Horizontal	305	1.48	-	27.36	38.35	10.83	31.87
PK	3.46672G	50.93	68.20	-17.27	3.50	3	Horizontal	26	1.41	-	47.43	28.43	4.88	29.81
PK	4.00003G	50.99	74.00	-23.01	5.30	3	Horizontal	82	1.49	-	45.69	29.60	5.28	29.58
PK	10.4147G	65.21	68.20	-2.99	17.62	3	Horizontal	311	1.08	-	47.59	39.44	8.73	30.55
PK	15.6105G	56.83	74.00	-17.17	17.24	3	Horizontal	305	1.48	-	39.59	38.27	10.84	31.87

802.11ax HEW20-BF_Nss1,(MCS0)_2TX

5240MHz_TX

11/10/2019

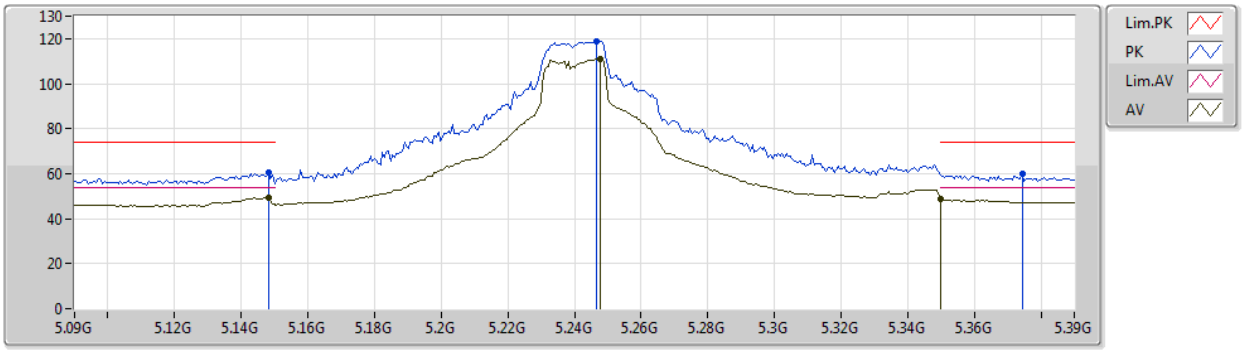

Type	Freq	Level	Limit	Margin	Factor	Dist	Condition	Azimuth	Height	Comment	Raw	AF	CL	PA
	(Hz)	(dBuV/m)	(dBuV/m)	(dB)	(dB)	(m)		(°)	(m)		(dBuV)	(dB)	(dB)	(dB)
AV	5.1482G	49.15	54.00	-4.85	8.37	3	Vertical	29	2.35	-	40.78	31.70	6.00	29.33
AV	5.2478G	110.91	Inf	-Inf	8.17	3	Vertical	29	2.35	-	102.74	31.46	6.05	29.34
AV	5.35G	48.64	54.00	-5.36	8.15	3	Vertical	29	2.35	-	40.49	31.40	6.11	29.36
PK	5.1482G	60.46	74.00	-13.54	8.37	3	Vertical	29	2.35	-	52.09	31.70	6.00	29.33
PK	5.2466G	119.06	Inf	-Inf	8.17	3	Vertical	29	2.35	-	110.89	31.46	6.05	29.34
PK	5.3744G	59.69	74.00	-14.31	8.21	3	Vertical	29	2.35	-	51.48	31.45	6.12	29.36

802.11ax HEW20-BF_Nss1,(MCS0)_2TX

5240MHz_TX

11/10/2019

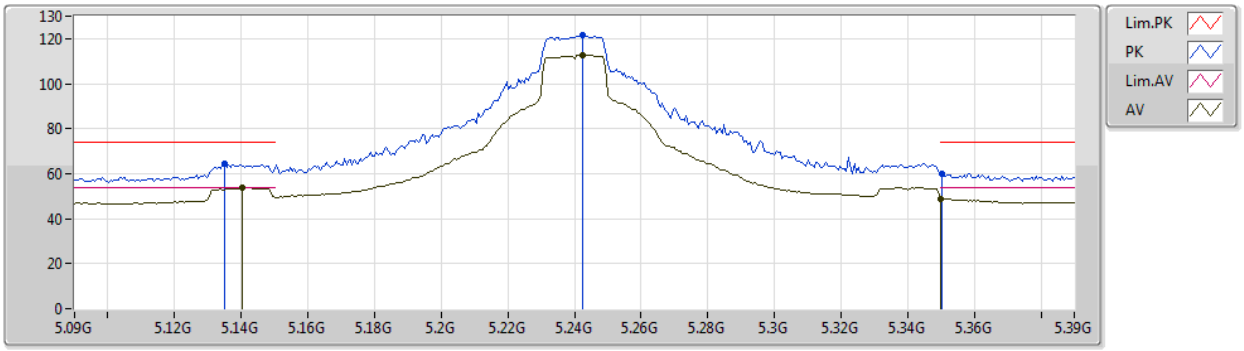

Type	Freq	Level	Limit	Margin	Factor	Dist	Condition	Azimuth	Height	Comment	Raw	AF	CL	PA
	(Hz)	(dBuV/m)	(dBuV/m)	(dB)	(dB)	(m)		(°)	(m)		(dBuV)	(dB)	(dB)	(dB)
AV	5.1404G	53.71	54.00	-0.29	8.39	3	Horizontal	44	1.88	-	45.32	31.72	6.00	29.33
AV	5.2424G	112.56	Inf	-Inf	8.18	3	Horizontal	44	1.88	-	104.38	31.47	6.05	29.34
AV	5.35G	49.03	54.00	-4.97	8.15	3	Horizontal	44	1.88	-	40.88	31.40	6.11	29.36
PK	5.135G	64.18	74.00	-9.82	8.39	3	Horizontal	44	1.88	-	55.79	31.73	5.99	29.33
PK	5.2424G	121.35	Inf	-Inf	8.18	3	Horizontal	44	1.88	-	113.17	31.47	6.05	29.34
PK	5.3504G	59.71	74.00	-14.29	8.15	3	Horizontal	44	1.88	-	51.56	31.40	6.11	29.36

802.11ax HEW20-BF_Nss1,(MCS0)_2TX

5240MHz_TX

11/10/2019

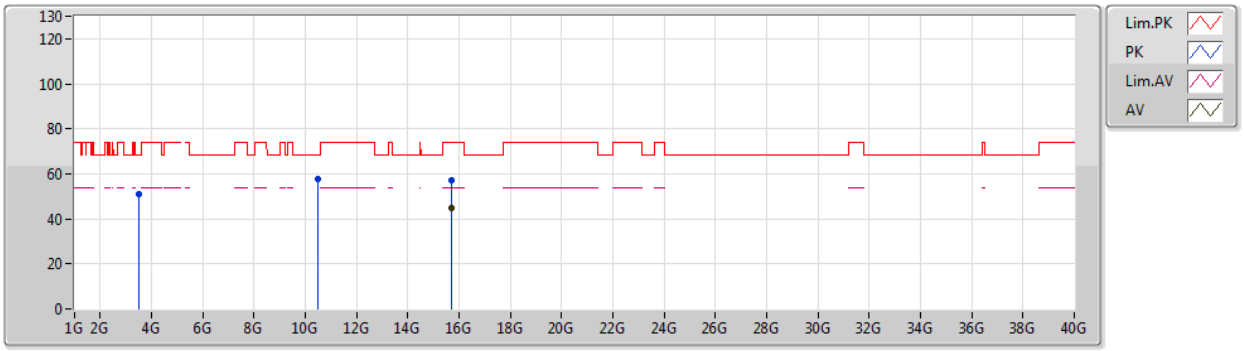

Type	Freq	Level	Limit	Margin	Factor	Dist	Condition	Azimuth	Height	Comment	Raw	AF	CL	PA
	(Hz)	(dBuV/m)	(dBuV/m)	(dB)	(dB)	(m)		(°)	(m)		(dBuV)	(dB)	(dB)	(dB)
AV	15.71214G	44.69	54.00	-9.31	16.82	3	Horizontal	345	1.49	-	27.87	37.84	10.88	31.90
PK	3.49324G	51.22	68.20	-16.98	3.67	3	Horizontal	24	1.53	-	47.55	28.57	4.90	29.80
PK	10.46938G	57.80	68.20	-10.40	17.71	3	Horizontal	7	1.48	-	40.09	39.51	8.77	30.57
PK	15.71376G	56.88	74.00	-17.12	16.81	3	Horizontal	345	1.49	-	40.07	37.83	10.88	31.90

802.11ax HEW20-BF_Nss1,(MCS0)_2TX

5240MHz_TX

11/10/2019

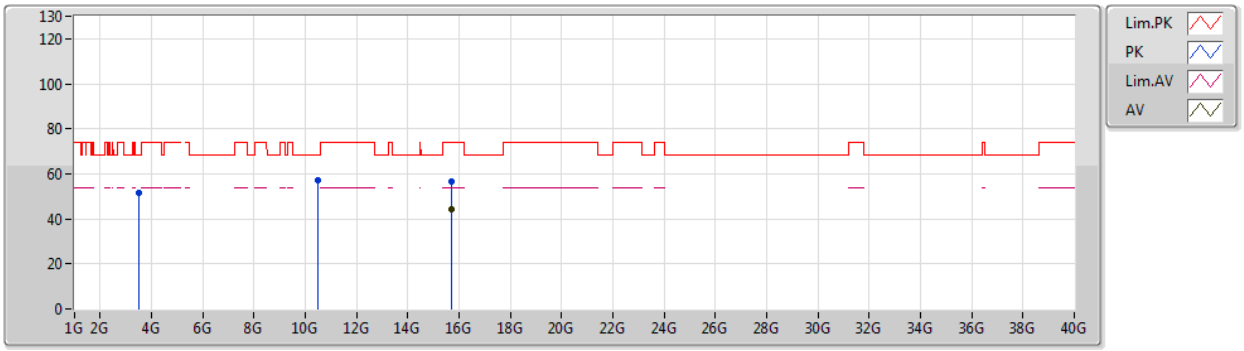

Type	Freq	Level	Limit	Margin	Factor	Dist	Condition	Azimuth	Height	Comment	Raw	AF	CL	PA
	(Hz)	(dBuV/m)	(dBuV/m)	(dB)	(dB)	(m)		(°)	(m)		(dBuV)	(dB)	(dB)	(dB)
AV	15.70704G	44.46	54.00	-9.54	16.84	3	Vertical	38	1.49	-	27.62	37.86	10.88	31.90
PK	3.49337G	51.46	68.20	-16.74	3.67	3	Vertical	349	1.08	-	47.79	28.57	4.90	29.80
PK	10.48096G	57.23	68.20	-10.97	17.74	3	Vertical	337	1.62	-	39.49	39.53	8.78	30.57
PK	15.7074G	56.63	74.00	-17.37	16.84	3	Vertical	38	1.49	-	39.79	37.86	10.88	31.90

802.11ax HEW20-BF_Nss1,(MCS0)_2TX

5745MHz_TX

11/10/2019

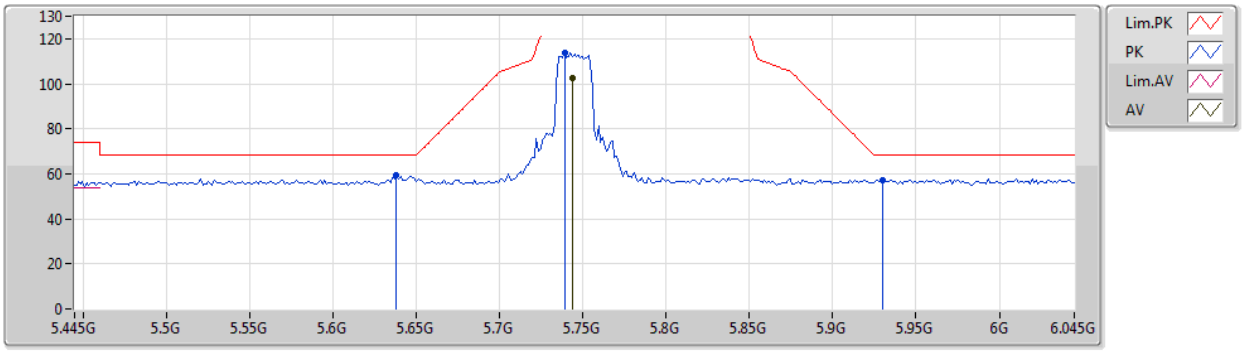

Type	Freq	Level	Limit	Margin	Factor	Dist	Condition	Azimuth	Height	Comment	Raw	AF	CL	PA
	(Hz)	(dBuV/m)	(dBuV/m)	(dB)	(dB)	(m)		(°)	(m)		(dBuV)	(dB)	(dB)	(dB)
AV	5.7438G	102.70	Inf	-Inf	8.92	3	Vertical	11	1.78	-	93.78	31.89	6.39	29.36
PK	5.6382G	59.39	68.20	-8.81	8.68	3	Vertical	11	1.78	-	50.71	31.74	6.30	29.36
PK	5.739G	113.68	Inf	-Inf	8.90	3	Vertical	11	1.78	-	104.78	31.88	6.38	29.36
PK	5.9298G	57.40	68.20	-10.80	9.41	3	Vertical	11	1.78	-	47.99	32.23	6.53	29.35

802.11ax HEW20-BF_Nss1,(MCS0)_2TX

5745MHz_TX

11/10/2019

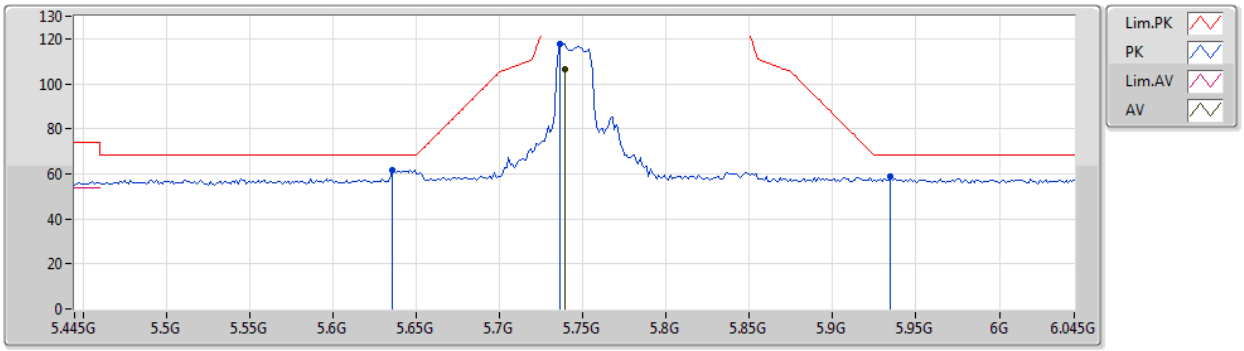

Type	Freq	Level	Limit	Margin	Factor	Dist	Condition	Azimuth	Height	Comment	Raw	AF	CL	PA
	(Hz)	(dBuV/m)	(dBuV/m)	(dB)	(dB)	(m)		(°)	(m)		(dBuV)	(dB)	(dB)	(dB)
AV	5.739G	106.62	Inf	-Inf	8.90	3	Horizontal	7	1.92	-	97.72	31.88	6.38	29.36
PK	5.6358G	61.79	68.20	-6.41	8.68	3	Horizontal	7	1.92	-	53.11	31.74	6.30	29.36
PK	5.7366G	117.60	Inf	-Inf	8.89	3	Horizontal	7	1.92	-	108.71	31.87	6.38	29.36
PK	5.9346G	58.68	68.20	-9.52	9.42	3	Horizontal	7	1.92	-	49.26	32.23	6.54	29.35

802.11ax HEW20-BF_Nss1,(MCS0)_2TX

5745MHz_TX

11/10/2019

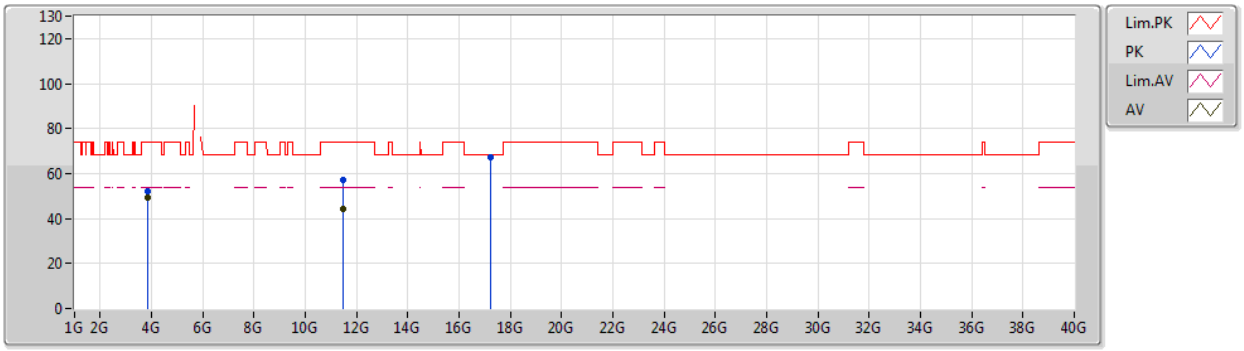

Type	Freq	Level	Limit	Margin	Factor	Dist	Condition	Azimuth	Height	Comment	Raw	AF	CL	PA
	(Hz)	(dBuV/m)	(dBuV/m)	(dB)	(dB)	(m)		(°)	(m)		(dBuV)	(dB)	(dB)	(dB)
AV	3.83001G	49.33	54.00	-4.67	4.92	3	Vertical	252	2.28	-	44.41	29.42	5.15	29.65
AV	11.48064G	44.33	54.00	-9.67	18.16	3	Vertical	34	2.11	-	26.17	39.48	9.46	30.78
PK	3.82987G	52.20	74.00	-21.80	4.92	3	Vertical	252	2.28	-	47.28	29.42	5.15	29.65
PK	11.4816G	57.30	74.00	-16.70	18.16	3	Vertical	34	2.11	-	39.14	39.48	9.46	30.78
PK	17.23224G	67.42	68.20	-0.78	21.46	3	Vertical	45	1.63	-	45.96	41.63	11.40	31.57

802.11ax HEW20-BF_Nss1,(MCS0)_2TX

5745MHz_TX

11/10/2019

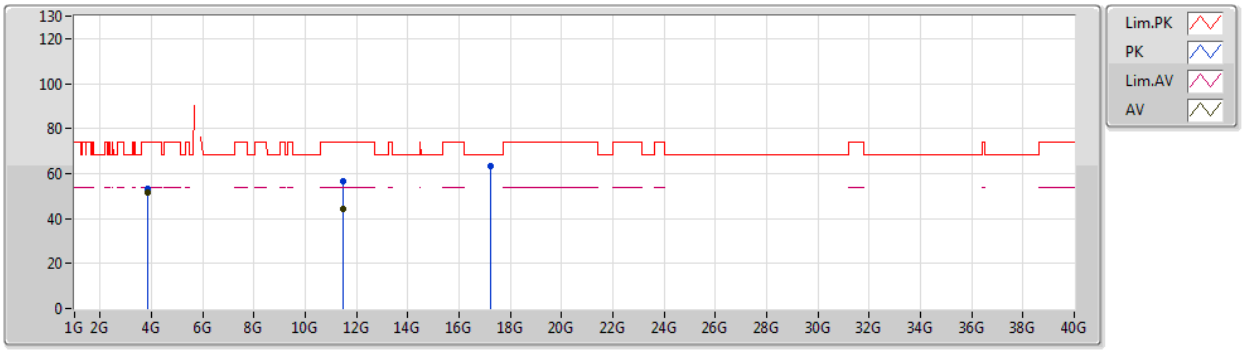

Type	Freq	Level	Limit	Margin	Factor	Dist	Condition	Azimuth	Height	Comment	Raw	AF	CL	PA
	(Hz)	(dBuV/m)	(dBuV/m)	(dB)	(dB)	(m)		(°)	(m)		(dBuV)	(dB)	(dB)	(dB)
AV	3.82996G	51.32	54.00	-2.68	4.92	3	Horizontal	29	1.41	-	46.40	29.42	5.15	29.65
AV	11.49408G	44.26	54.00	-9.74	18.16	3	Horizontal	10	1.33	-	26.10	39.46	9.47	30.77
PK	3.83008G	53.49	74.00	-20.51	4.92	3	Horizontal	29	1.41	-	48.57	29.42	5.15	29.65
PK	11.4966G	56.57	74.00	-17.43	18.16	3	Horizontal	10	1.33	-	38.41	39.46	9.47	30.77
PK	17.24754G	63.21	68.20	-4.99	21.56	3	Horizontal	0	1.69	-	41.65	41.73	11.40	31.57

802.11ax HEW20-BF_Nss1,(MCS0)_2TX

5785MHz_TX

11/10/2019

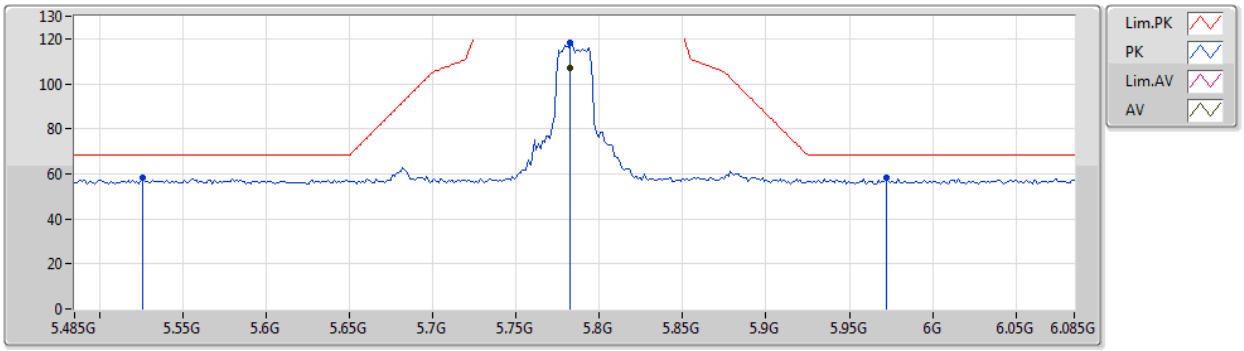

Type	Freq	Level	Limit	Margin	Factor	Dist	Condition	Azimuth	Height	Comment	Raw	AF	CL	PA
	(Hz)	(dBuV/m)	(dBuV/m)	(dB)	(dB)	(m)		(°)	(m)		(dBuV)	(dB)	(dB)	(dB)
AV	5.7826G	107.05	Inf	-Inf	9.03	3	Vertical	0	1.77	-	98.02	31.97	6.42	29.36
PK	5.5258G	58.11	68.20	-10.09	8.69	3	Vertical	0	1.77	-	49.42	31.85	6.21	29.37
PK	5.7826G	118.08	Inf	-Inf	9.03	3	Vertical	0	1.77	-	109.05	31.97	6.42	29.36
PK	5.9722G	58.21	68.20	-9.99	9.49	3	Vertical	0	1.77	-	48.72	32.27	6.57	29.35

802.11ax HEW20-BF_Nss1,(MCS0)_2TX

5785MHz_TX

11/10/2019

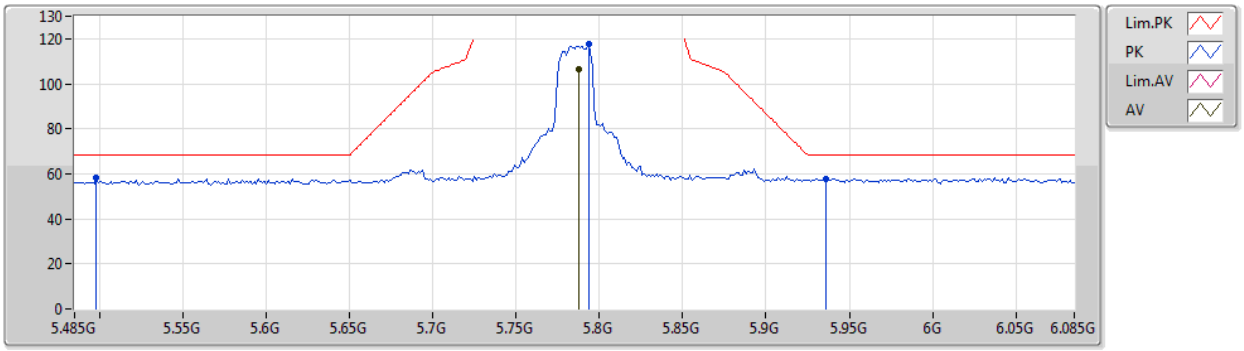

Type	Freq	Level	Limit	Margin	Factor	Dist	Condition	Azimuth	Height	Comment	Raw	AF	CL	PA
	(Hz)	(dBuV/m)	(dBuV/m)	(dB)	(dB)	(m)		(°)	(m)		(dBuV)	(dB)	(dB)	(dB)
AV	5.7874G	106.50	Inf	-Inf	9.03	3	Horizontal	7	1.50	-	97.47	31.97	6.42	29.36
PK	5.4982G	58.22	68.20	-9.98	8.71	3	Horizontal	7	1.50	-	49.51	31.89	6.19	29.37
PK	5.7934G	117.67	Inf	-Inf	9.05	3	Horizontal	7	1.50	-	108.62	31.99	6.42	29.36
PK	5.9362G	57.85	68.20	-10.35	9.43	3	Horizontal	7	1.50	-	48.42	32.24	6.54	29.35

802.11ax HEW20-BF_Nss1,(MCS0)_2TX

5785MHz_TX

11/10/2019

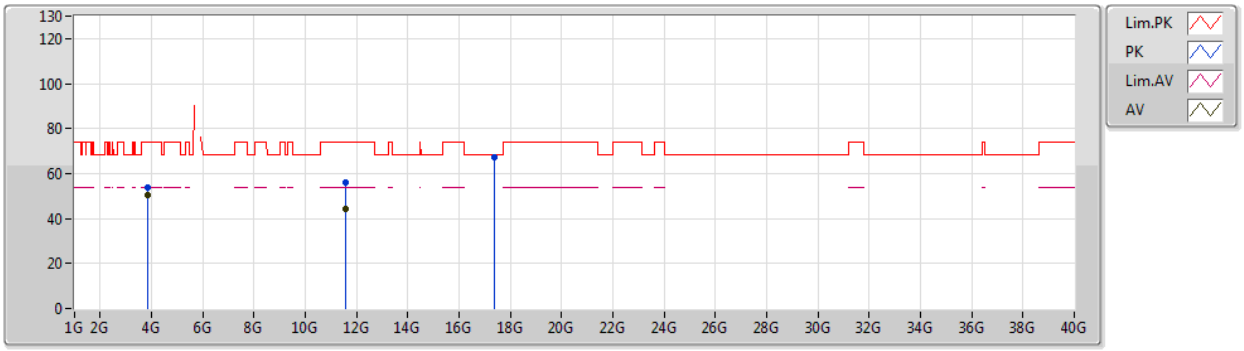

Type	Freq	Level	Limit	Margin	Factor	Dist	Condition	Azimuth	Height	Comment	Raw	AF	CL	PA
	(Hz)	(dBuV/m)	(dBuV/m)	(dB)	(dB)	(m)		(°)	(m)		(dBuV)	(dB)	(dB)	(dB)
AV	3.85661G	50.50	54.00	-3.50	5.06	3	Vertical	38	1.96	-	45.44	29.53	5.17	29.64
AV	11.58344G	44.29	54.00	-9.71	18.07	3	Vertical	197	1.54	-	26.22	39.32	9.53	30.78
PK	3.85667G	53.77	74.00	-20.23	5.06	3	Vertical	38	1.96	-	48.71	29.53	5.17	29.64
PK	11.56238G	56.28	74.00	-17.72	18.10	3	Vertical	197	1.54	-	38.18	39.36	9.52	30.78
PK	17.35692G	67.41	68.20	-0.79	22.39	3	Vertical	47	1.62	-	45.02	42.46	11.44	31.51

802.11ax HEW20-BF_Nss1,(MCS0)_2TX

5785MHz_TX

11/10/2019

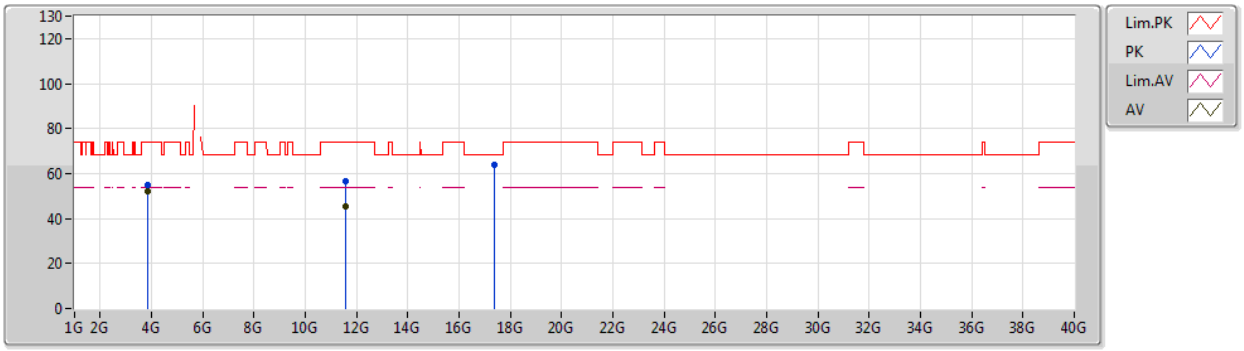

Type	Freq	Level	Limit	Margin	Factor	Dist	Condition	Azimuth	Height	Comment	Raw	AF	CL	PA
	(Hz)	(dBuV/m)	(dBuV/m)	(dB)	(dB)	(m)		(°)	(m)		(dBuV)	(dB)	(dB)	(dB)
AV	3.85661G	52.20	54.00	-1.80	5.06	3	Horizontal	320	2.17	-	47.14	29.53	5.17	29.64
AV	11.57156G	45.19	54.00	-8.81	18.08	3	Horizontal	0	1.50	-	27.11	39.34	9.52	30.78
PK	3.85666G	54.87	74.00	-19.13	5.06	3	Horizontal	320	2.17	-	49.81	29.53	5.17	29.64
PK	11.56076G	56.87	74.00	-17.13	18.10	3	Horizontal	0	1.50	-	38.77	39.36	9.52	30.78
PK	17.35476G	64.03	68.20	-4.17	22.37	3	Horizontal	74	1.08	-	41.66	42.44	11.44	31.51

802.11ax HEW20-BF_Nss1,(MCS0)_2TX

5825MHz_TX

11/10/2019

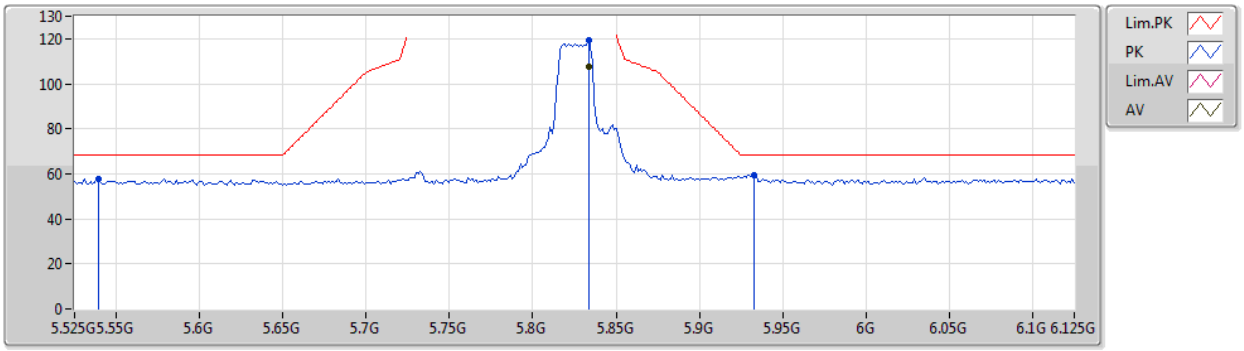

Type	Freq	Level	Limit	Margin	Factor	Dist	Condition	Azimuth	Height	Comment	Raw	AF	CL	PA
	(Hz)	(dBuV/m)	(dBuV/m)	(dB)	(dB)	(m)		(°)	(m)		(dBuV)	(dB)	(dB)	(dB)
AV	5.8334G	107.77	Inf	-Inf	9.17	3	Vertical	49	1.60	-	98.60	32.07	6.46	29.36
PK	5.5394G	57.75	68.20	-10.45	8.67	3	Vertical	49	1.60	-	49.08	31.82	6.22	29.37
PK	5.8334G	119.35	Inf	-Inf	9.17	3	Vertical	49	1.60	-	110.18	32.07	6.46	29.36
PK	5.933G	59.57	68.20	-8.63	9.42	3	Vertical	49	1.60	-	50.15	32.23	6.54	29.35

802.11ax HEW20-BF_Nss1,(MCS0)_2TX

5825MHz_TX

11/10/2019

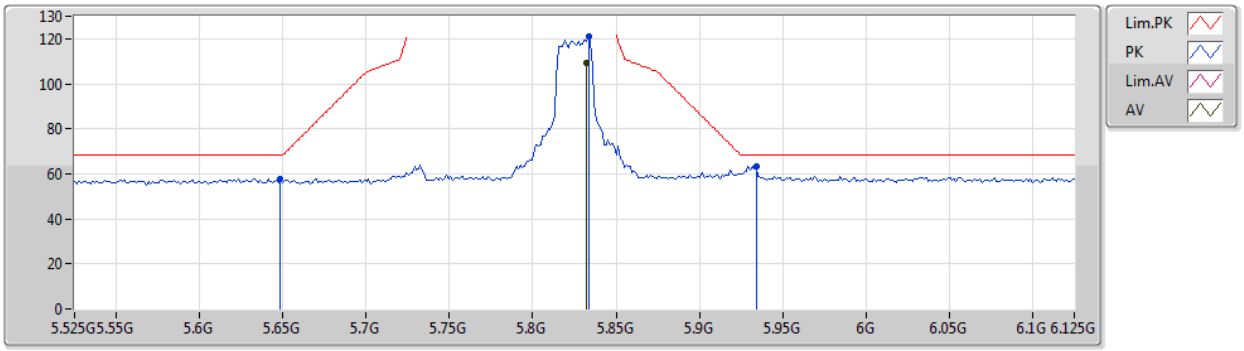

Type	Freq	Level	Limit	Margin	Factor	Dist	Condition	Azimuth	Height	Comment	Raw	AF	CL	PA
	(Hz)	(dBuV/m)	(dBuV/m)	(dB)	(dB)	(m)		(°)	(m)		(dBuV)	(dB)	(dB)	(dB)
AV	5.8322G	109.42	Inf	-Inf	9.16	3	Horizontal	0	1.81	-	100.26	32.06	6.46	29.36
PK	5.6486G	57.79	68.20	-10.41	8.70	3	Horizontal	0	1.81	-	49.09	31.75	6.31	29.36
PK	5.8334G	120.92	Inf	-Inf	9.17	3	Horizontal	0	1.81	-	111.75	32.07	6.46	29.36
PK	5.9342G	63.27	68.20	-4.93	9.42	3	Horizontal	0	1.81	-	53.85	32.23	6.54	29.35

802.11ax HEW20-BF_Nss1,(MCS0)_2TX

5825MHz_TX

11/10/2019

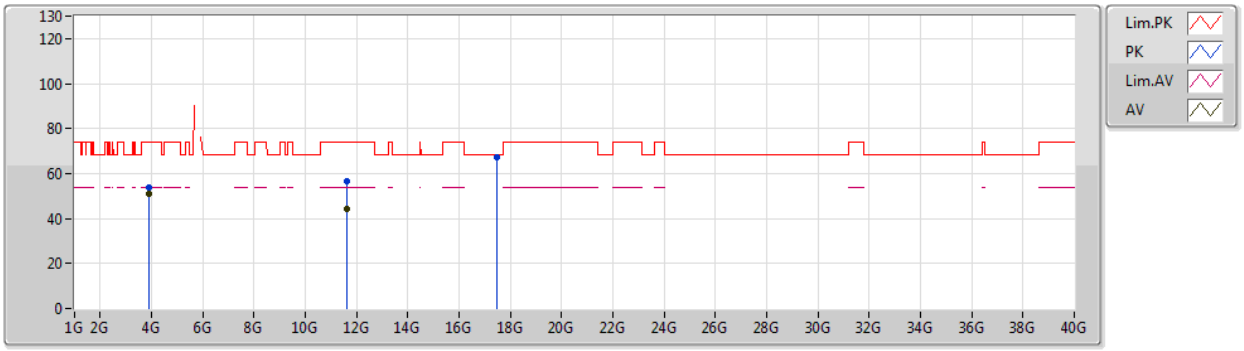

Type	Freq	Level	Limit	Margin	Factor	Dist	Condition	Azimuth	Height	Comment	Raw	AF	CL	PA
	(Hz)	(dBuV/m)	(dBuV/m)	(dB)	(dB)	(m)		(°)	(m)		(dBuV)	(dB)	(dB)	(dB)
AV	3.88329G	51.18	54.00	-2.82	5.19	3	Vertical	36	1.93	-	45.99	29.63	5.19	29.63
AV	11.64124G	44.51	54.00	-9.49	18.02	3	Vertical	244	1.66	-	26.49	39.24	9.57	30.79
PK	3.88332G	53.61	74.00	-20.39	5.19	3	Vertical	36	1.93	-	48.42	29.63	5.19	29.63
PK	11.63662G	56.65	74.00	-17.35	18.03	3	Vertical	244	1.66	-	38.62	39.25	9.57	30.79
PK	17.47068G	67.50	68.20	-0.70	23.24	3	Vertical	45	1.72	-	44.26	43.21	11.48	31.45

802.11ax HEW20-BF_Nss1,(MCS0)_2TX

5825MHz_TX

11/10/2019

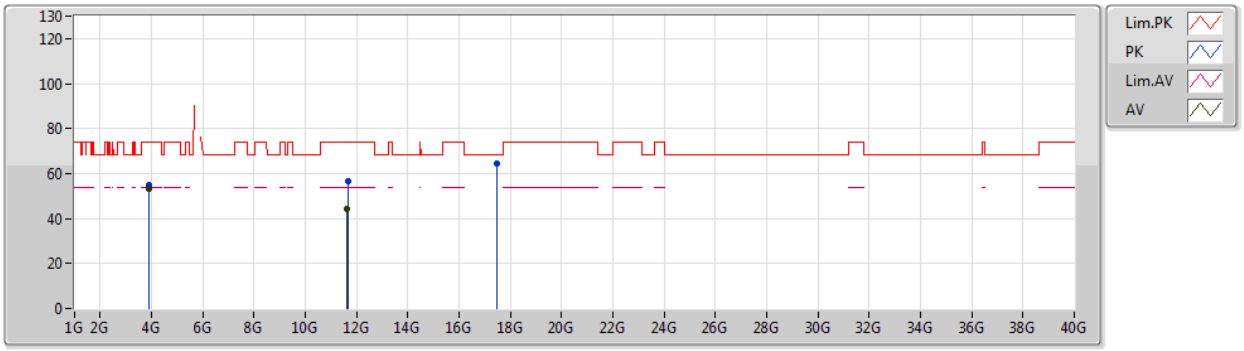

Type	Freq	Level	Limit	Margin	Factor	Dist	Condition	Azimuth	Height	Comment	Raw	AF	CL	PA
	(Hz)	(dBuV/m)	(dBuV/m)	(dB)	(dB)	(m)		(°)	(m)		(dBuV)	(dB)	(dB)	(dB)
AV	3.88331G	52.97	54.00	-1.03	5.19	3	Horizontal	329	2.14	-	47.78	29.63	5.19	29.63
AV	11.641G	44.51	54.00	-9.49	18.02	3	Horizontal	97	2.19	-	26.49	39.24	9.57	30.79
PK	3.8832G	55.15	74.00	-18.85	5.19	3	Horizontal	329	2.14	-	49.96	29.63	5.19	29.63
PK	11.66434G	56.81	74.00	-17.19	18.00	3	Horizontal	97	2.19	-	38.81	39.20	9.59	30.79
PK	17.48952G	64.29	68.20	-3.91	23.36	3	Horizontal	1	1.83	-	40.93	43.33	11.48	31.45

802.11ax HEW40-BF_Nss1,(MCS0)_2TX

5190MHz_TX

11/10/2019

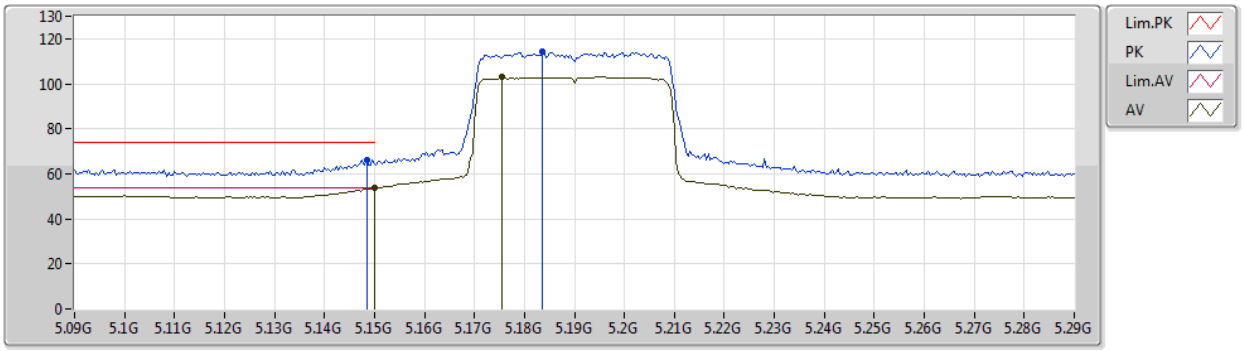

Type	Freq	Level	Limit	Margin	Factor	Dist	Condition	Azimuth	Height	Comment	Raw	AF	CL	PA
	(Hz)	(dBuV/m)	(dBuV/m)	(dB)	(dB)	(m)		(°)	(m)		(dBuV)	(dB)	(dB)	(dB)
AV	5.15G	53.76	54.00	-0.24	8.37	3	Vertical	333	1.01	-	45.39	31.70	6.00	29.33
AV	5.1756G	103.29	Inf	-Inf	8.32	3	Vertical	333	1.01	-	94.97	31.65	6.01	29.34
PK	5.1484G	66.27	74.00	-7.73	8.37	3	Vertical	333	1.01	-	57.90	31.70	6.00	29.33
PK	5.1836G	114.28	Inf	-Inf	8.31	3	Vertical	333	1.01	-	105.97	31.63	6.02	29.34

802.11ax HEW40-BF_Nss1,(MCS0)_2TX

5190MHz_TX

11/10/2019

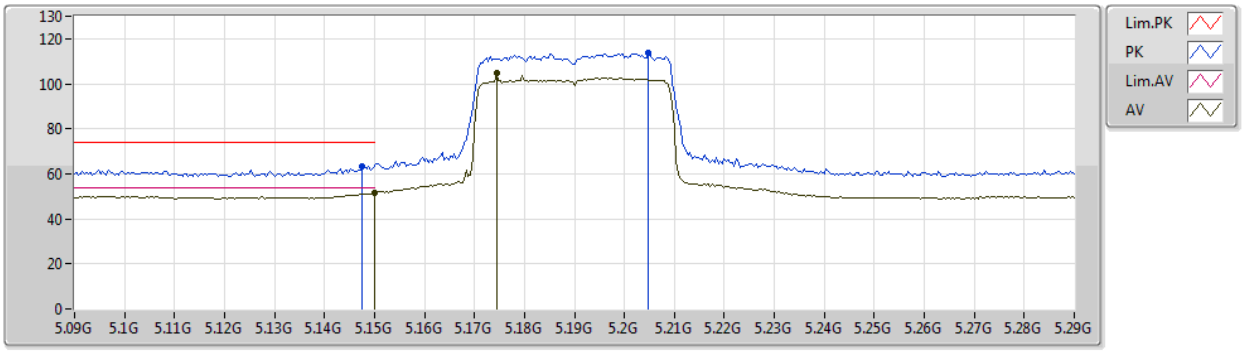

Type	Freq	Level	Limit	Margin	Factor	Dist	Condition	Azimuth	Height	Comment	Raw	AF	CL	PA
	(Hz)	(dBuV/m)	(dBuV/m)	(dB)	(dB)	(m)		(°)	(m)		(dBuV)	(dB)	(dB)	(dB)
AV	5.15G	51.59	54.00	-2.41	8.37	3	Horizontal	49	2.05	-	43.22	31.70	6.00	29.33
AV	5.1744G	104.90	Inf	-Inf	8.32	3	Horizontal	49	2.05	-	96.58	31.65	6.01	29.34
PK	5.1476G	63.42	74.00	-10.58	8.37	3	Horizontal	49	2.05	-	55.05	31.70	6.00	29.33
PK	5.2048G	114.00	Inf	-Inf	8.28	3	Horizontal	49	2.05	-	105.72	31.59	6.03	29.34

802.11ax HEW40-BF_Nss1,(MCS0)_2TX

5190MHz_TX

11/10/2019

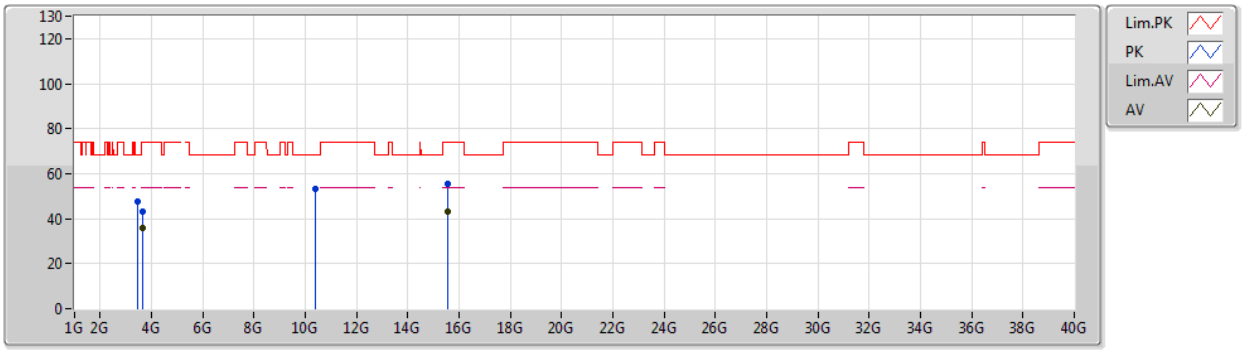

Type	Freq	Level	Limit	Margin	Factor	Dist	Condition	Azimuth	Height	Comment	Raw	AF	CL	PA
	(Hz)	(dBuV/m)	(dBuV/m)	(dB)	(dB)	(m)		(°)	(m)		(dBuV)	(dB)	(dB)	(dB)
AV	3.67998G	35.66	54.00	-18.34	0.58	3	Vertical	11	0.99	-	35.08	29.12	6.07	34.61
AV	15.57096G	43.42	54.00	-10.58	16.91	3	Vertical	53	1.50	-	26.51	38.69	12.86	34.64
PK	3.45992G	47.65	68.20	-20.55	-0.22	3	Vertical	349	0.99	-	47.87	28.78	5.65	34.65
PK	3.68012G	43.06	74.00	-30.94	0.58	3	Vertical	11	0.99	-	42.48	29.12	6.07	34.61
PK	10.38048G	52.99	68.20	-15.21	14.84	3	Vertical	280	1.50	-	38.15	39.39	10.33	34.88
PK	15.5724G	55.60	74.00	-18.40	16.90	3	Vertical	53	1.50	-	38.70	38.68	12.87	34.65

802.11ax HEW40-BF_Nss1,(MCS0)_2TX

5190MHz_TX

11/10/2019

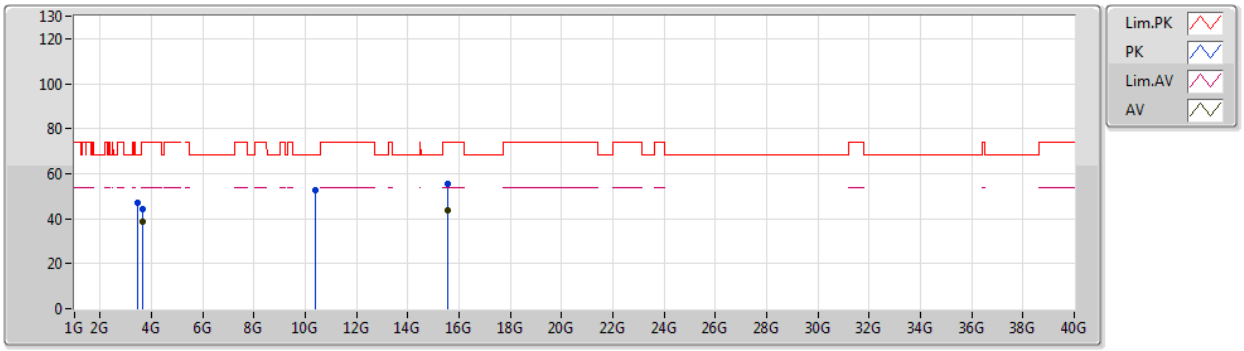

Type	Freq	Level	Limit	Margin	Factor	Dist	Condition	Azimuth	Height	Comment	Raw	AF	CL	PA
	(Hz)	(dBuV/m)	(dBuV/m)	(dB)	(dB)	(m)		(°)	(m)		(dBuV)	(dB)	(dB)	(dB)
AV	3.67997G	38.87	54.00	-15.13	0.58	3	Horizontal	301	2.03	-	38.29	29.12	6.07	34.61
AV	15.55548G	43.47	54.00	-10.53	16.95	3	Horizontal	220	1.63	-	26.52	38.74	12.84	34.63
PK	3.45999G	47.17	68.20	-21.03	-0.22	3	Horizontal	30	1.52	-	47.39	28.78	5.65	34.65
PK	3.67997G	44.31	74.00	-29.69	0.58	3	Horizontal	301	2.03	-	43.73	29.12	6.07	34.61
PK	10.39266G	52.72	68.20	-15.48	14.87	3	Horizontal	345	1.50	-	37.85	39.41	10.33	34.87
PK	15.55752G	55.53	74.00	-18.47	16.95	3	Horizontal	220	1.63	-	38.58	38.74	12.84	34.63

802.11ax HEW40-BF_Nss1,(MCS0)_2TX

5230MHz_TX

11/10/2019

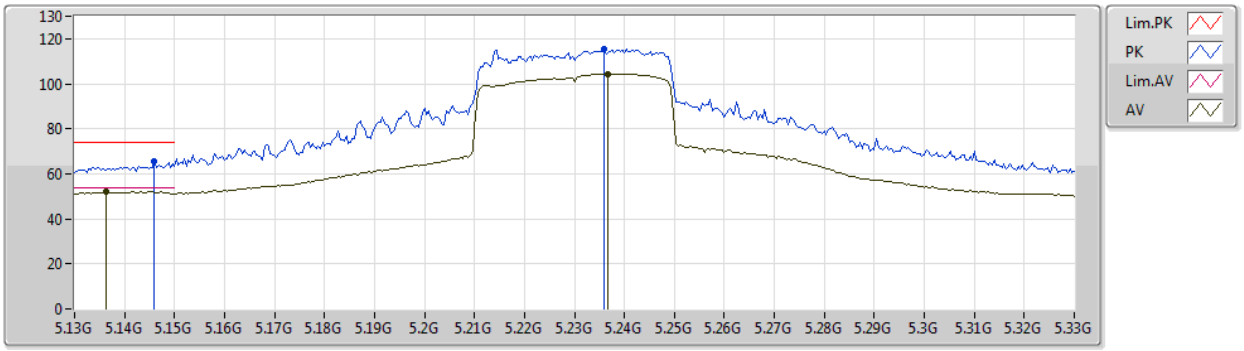

Type	Freq	Level	Limit	Margin	Factor	Dist	Condition	Azimuth	Height	Comment	Raw	AF	CL	PA
	(Hz)	(dBuV/m)	(dBuV/m)	(dB)	(dB)	(m)		(°)	(m)		(dBuV)	(dB)	(dB)	(dB)
AV	5.1364G	52.00	54.00	-2.00	8.39	3	Vertical	352	2.57	-	43.61	31.73	5.99	29.33
AV	5.2368G	104.39	Inf	-Inf	8.20	3	Vertical	352	2.57	-	96.19	31.49	6.05	29.34
PK	5.146G	65.45	74.00	-8.55	8.38	3	Vertical	352	2.57	-	57.07	31.71	6.00	29.33
PK	5.236G	115.27	Inf	-Inf	8.20	3	Vertical	352	2.57	-	107.07	31.49	6.05	29.34

802.11ax HEW40-BF_Nss1,(MCS0)_2TX

5230MHz_TX

11/10/2019

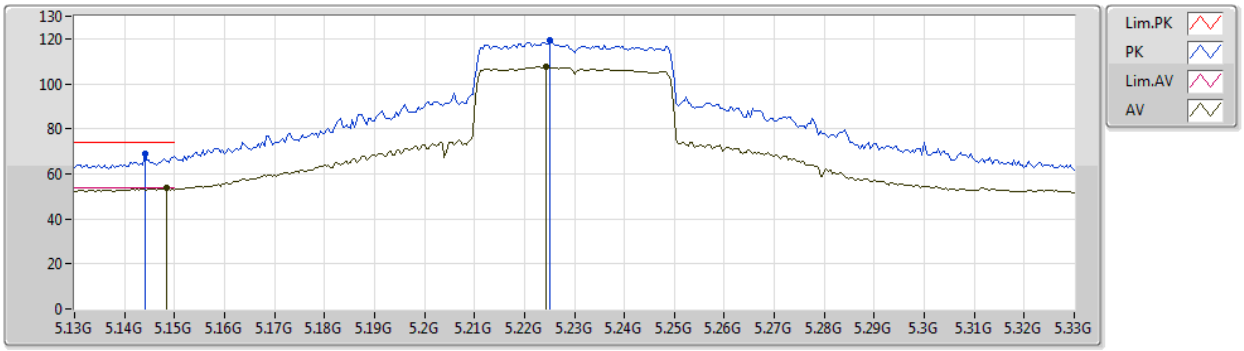

Type	Freq	Level	Limit	Margin	Factor	Dist	Condition	Azimuth	Height	Comment	Raw	AF	CL	PA
	(Hz)	(dBuV/m)	(dBuV/m)	(dB)	(dB)	(m)		(°)	(m)		(dBuV)	(dB)	(dB)	(dB)
AV	5.1484G	53.78	54.00	-0.22	8.37	3	Horizontal	48	1.99	-	45.41	31.70	6.00	29.33
AV	5.2244G	107.57	Inf	-Inf	8.23	3	Horizontal	48	1.99	-	99.34	31.53	6.04	29.34
PK	5.144G	68.78	74.00	-5.22	8.38	3	Horizontal	48	1.99	-	60.40	31.71	6.00	29.33
PK	5.2252G	119.12	Inf	-Inf	8.22	3	Horizontal	48	1.99	-	110.90	31.52	6.04	29.34

802.11ax HEW40-BF_Nss1,(MCS0)_2TX

5230MHz_TX

11/10/2019

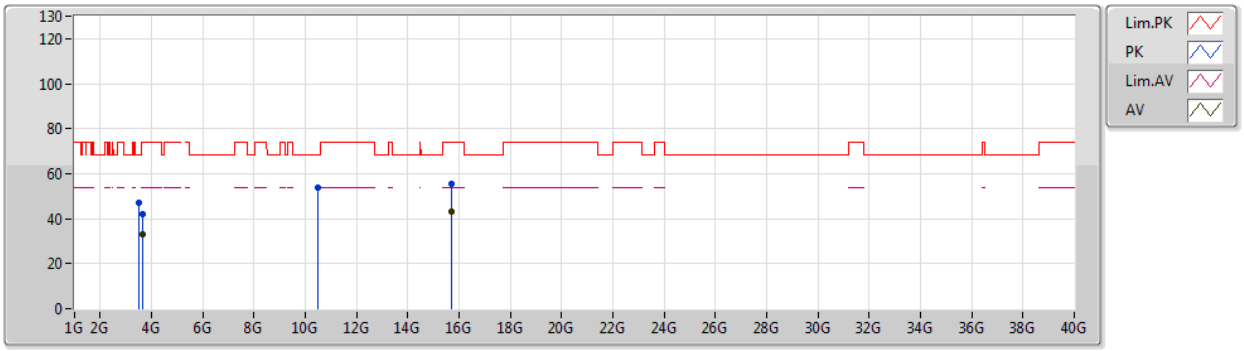

Type	Freq	Level	Limit	Margin	Factor	Dist	Condition	Azimuth	Height	Comment	Raw	AF	CL	PA
	(Hz)	(dBuV/m)	(dBuV/m)	(dB)	(dB)	(m)		(°)	(m)		(dBuV)	(dB)	(dB)	(dB)
AV	3.67993G	33.29	54.00	-20.71	0.58	3	Vertical	65	1.08	-	32.71	29.12	6.07	34.61
AV	15.68136G	43.35	54.00	-10.65	16.55	3	Vertical	163	1.43	-	26.80	38.28	13.04	34.77
PK	3.48664G	46.87	68.20	-21.33	-0.19	3	Vertical	353	1.08	-	47.06	28.79	5.66	34.64
PK	3.67986G	42.03	74.00	-31.97	0.58	3	Vertical	65	1.08	-	41.45	29.12	6.07	34.61
PK	10.46834G	53.58	68.20	-14.62	15.05	3	Vertical	295	1.85	-	38.53	39.51	10.35	34.81
PK	15.69612G	55.63	74.00	-18.37	16.49	3	Vertical	163	1.43	-	39.14	38.22	13.06	34.79

802.11ax HEW40-BF_Nss1,(MCS0)_2TX

5230MHz_TX

11/10/2019

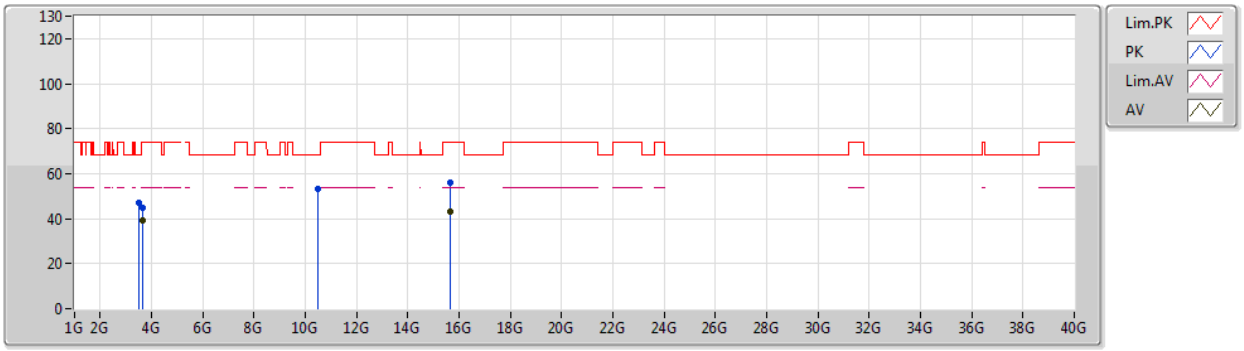

Type	Freq	Level	Limit	Margin	Factor	Dist	Condition	Azimuth	Height	Comment	Raw	AF	CL	PA
	(Hz)	(dBuV/m)	(dBuV/m)	(dB)	(dB)	(m)		(°)	(m)		(dBuV)	(dB)	(dB)	(dB)
AV	3.68001G	38.95	54.00	-15.05	0.58	3	Horizontal	302	2.00	-	38.37	29.12	6.07	34.61
AV	15.67788G	43.34	54.00	-10.66	16.55	3	Horizontal	202	1.08	-	26.79	38.29	13.03	34.77
PK	3.48675G	46.91	68.20	-21.29	-0.19	3	Horizontal	33	1.49	-	47.10	28.79	5.66	34.64
PK	3.68G	44.98	74.00	-29.02	0.58	3	Horizontal	302	2.00	-	44.40	29.12	6.07	34.61
PK	10.46906G	53.26	68.20	-14.94	15.05	3	Horizontal	86	1.54	-	38.21	39.51	10.35	34.81
PK	15.67842G	55.86	74.00	-18.14	16.55	3	Horizontal	202	1.08	-	39.31	38.29	13.03	34.77

802.11ax HEW40-BF_Nss1,(MCS0)_2TX

5755MHz_TX

11/10/2019

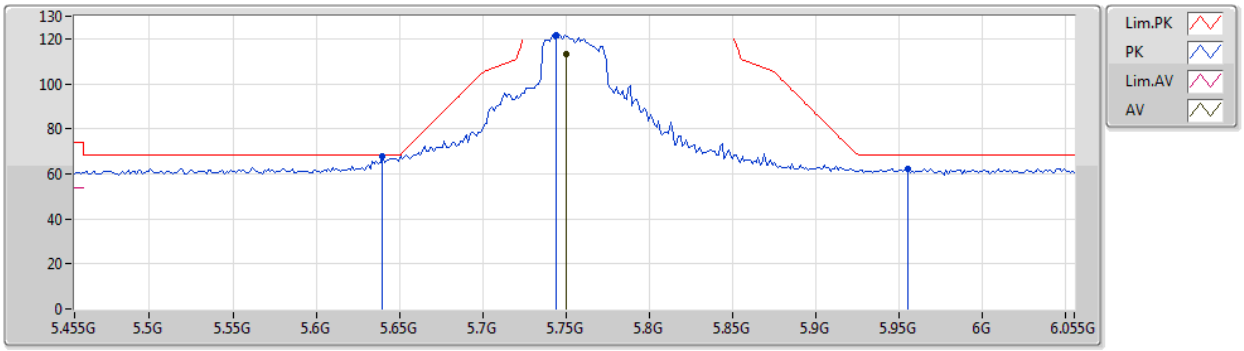

Type	Freq	Level	Limit	Margin	Factor	Dist	Condition	Azimuth	Height	Comment	Raw	AF	CL	PA
	(Hz)	(dBuV/m)	(dBuV/m)	(dB)	(dB)	(m)		(°)	(m)		(dBuV)	(dB)	(dB)	(dB)
AV	5.7502G	113.12	Inf	-Inf	8.93	3	Vertical	19	1.24	-	104.19	31.90	6.39	29.36
PK	5.6398G	67.82	68.20	-0.38	8.68	3	Vertical	19	1.24	-	59.14	31.74	6.30	29.36
PK	5.7442G	121.84	Inf	-Inf	8.92	3	Vertical	19	1.24	-	112.92	31.89	6.39	29.36
PK	5.9554G	62.47	68.20	-5.73	9.46	3	Vertical	19	1.24	-	53.01	32.26	6.55	29.35

802.11ax HEW40-BF_Nss1,(MCS0)_2TX

5755MHz_TX

11/10/2019

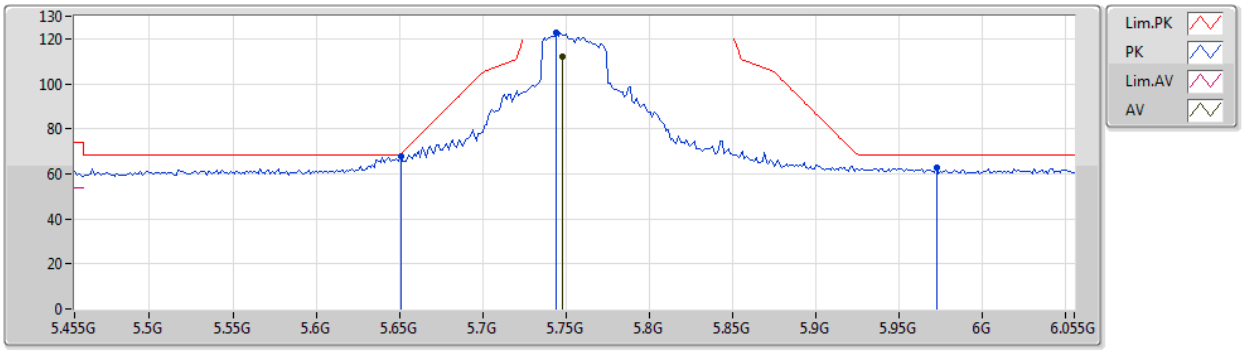

Type	Freq	Level	Limit	Margin	Factor	Dist	Condition	Azimuth	Height	Comment	Raw	AF	CL	PA
	(Hz)	(dBuV/m)	(dBuV/m)	(dB)	(dB)	(m)		(°)	(m)		(dBuV)	(dB)	(dB)	(dB)
AV	5.7478G	111.86	Inf	-Inf	8.93	3	Horizontal	16	1.41	-	102.93	31.90	6.39	29.36
PK	5.6506G	68.01	68.64	-0.63	8.70	3	Horizontal	16	1.41	-	59.31	31.75	6.31	29.36
PK	5.7442G	122.79	Inf	-Inf	8.92	3	Horizontal	16	1.41	-	113.87	31.89	6.39	29.36
PK	5.9722G	62.97	68.20	-5.23	9.49	3	Horizontal	16	1.41	-	53.48	32.27	6.57	29.35

802.11ax HEW40-BF_Nss1,(MCS0)_2TX

5755MHz_TX

11/10/2019

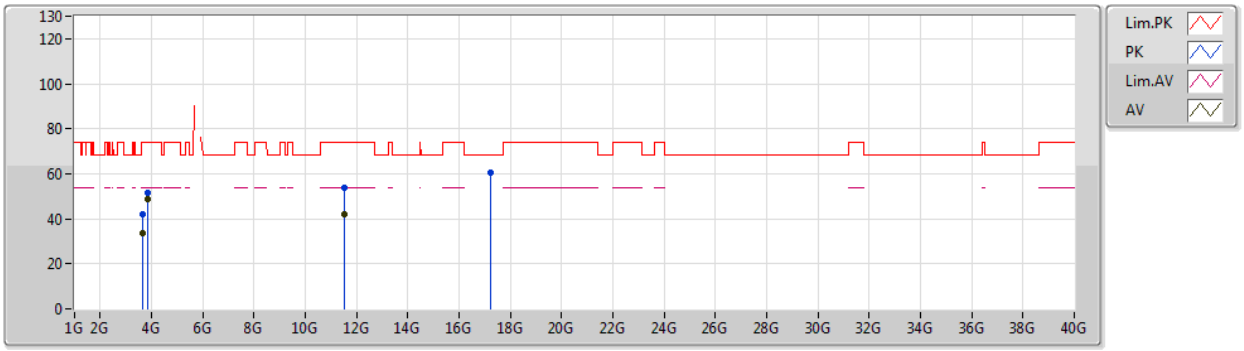

Type	Freq	Level	Limit	Margin	Factor	Dist	Condition	Azimuth	Height	Comment	Raw	AF	CL	PA
	(Hz)	(dBuV/m)	(dBuV/m)	(dB)	(dB)	(m)		(°)	(m)		(dBuV)	(dB)	(dB)	(dB)
AV	3.67998G	33.36	54.00	-20.64	0.58	3	Vertical	68	1.31	-	32.78	29.12	6.07	34.61
AV	3.83663G	48.83	54.00	-5.17	1.25	3	Vertical	48	1.91	-	47.58	29.41	6.43	34.59
AV	11.51624G	41.82	54.00	-12.18	15.76	3	Vertical	360	2.87	-	26.06	39.58	10.69	34.51
PK	3.67996G	42.03	74.00	-31.97	0.58	3	Vertical	68	1.31	-	41.45	29.12	6.07	34.61
PK	3.83667G	51.43	74.00	-22.57	1.25	3	Vertical	48	1.91	-	50.18	29.41	6.43	34.59
PK	11.52446G	53.75	74.00	-20.25	15.76	3	Vertical	360	2.87	-	37.99	39.57	10.70	34.51
PK	17.25078G	60.64	68.20	-7.56	21.79	3	Vertical	60	1.70	-	38.85	41.66	13.91	33.78

802.11ax HEW40-BF_Nss1,(MCS0)_2TX

5755MHz_TX

11/10/2019

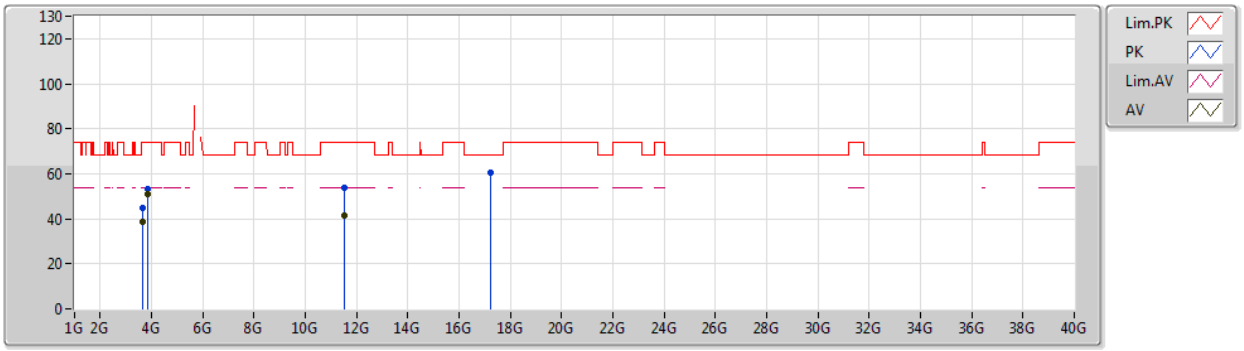

Type	Freq	Level	Limit	Margin	Factor	Dist	Condition	Azimuth	Height	Comment	Raw	AF	CL	PA
	(Hz)	(dBuV/m)	(dBuV/m)	(dB)	(dB)	(m)		(°)	(m)		(dBuV)	(dB)	(dB)	(dB)
AV	3.68G	38.87	54.00	-15.13	0.58	3	Horizontal	298	1.96	-	38.29	29.12	6.07	34.61
AV	3.83664G	51.09	54.00	-2.91	1.25	3	Horizontal	335	2.37	-	49.84	29.41	6.43	34.59
AV	11.51126G	41.60	54.00	-12.40	15.77	3	Horizontal	348	2.91	-	25.83	39.59	10.69	34.51
PK	3.68G	44.75	74.00	-29.25	0.58	3	Horizontal	298	1.96	-	44.17	29.12	6.07	34.61
PK	3.83663G	53.36	74.00	-20.64	1.25	3	Horizontal	335	2.37	-	52.11	29.41	6.43	34.59
PK	11.51918G	53.70	74.00	-20.30	15.77	3	Horizontal	348	2.91	-	37.93	39.58	10.70	34.51
PK	17.25144G	60.36	68.20	-7.84	21.79	3	Horizontal	327	1.48	-	38.57	41.66	13.91	33.78

802.11ax HEW40-BF_Nss1,(MCS0)_2TX

5795MHz_TX

11/10/2019

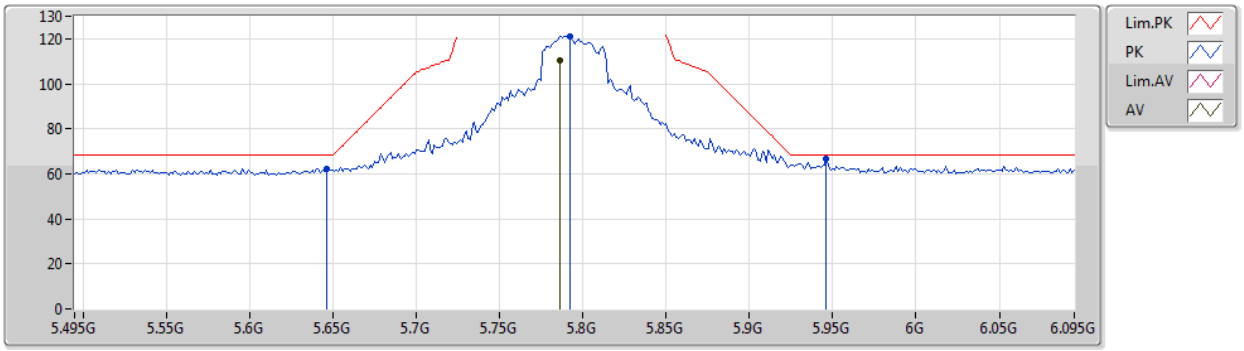

Type	Freq	Level	Limit	Margin	Factor	Dist	Condition	Azimuth	Height	Comment	Raw	AF	CL	PA
	(Hz)	(dBuV/m)	(dBuV/m)	(dB)	(dB)	(m)		(°)	(m)		(dBuV)	(dB)	(dB)	(dB)
AV	5.7866G	110.64	Inf	-Inf	9.03	3	Vertical	13	1.23	-	101.61	31.97	6.42	29.36
PK	5.6462G	62.34	68.20	-5.86	8.70	3	Vertical	13	1.23	-	53.64	31.75	6.31	29.36
PK	5.7926G	121.31	Inf	-Inf	9.05	3	Vertical	13	1.23	-	112.26	31.99	6.42	29.36
PK	5.9462G	66.69	68.20	-1.51	9.45	3	Vertical	13	1.23	-	57.24	32.25	6.55	29.35

802.11ax HEW40-BF_Nss1,(MCS0)_2TX

5795MHz_TX

11/10/2019

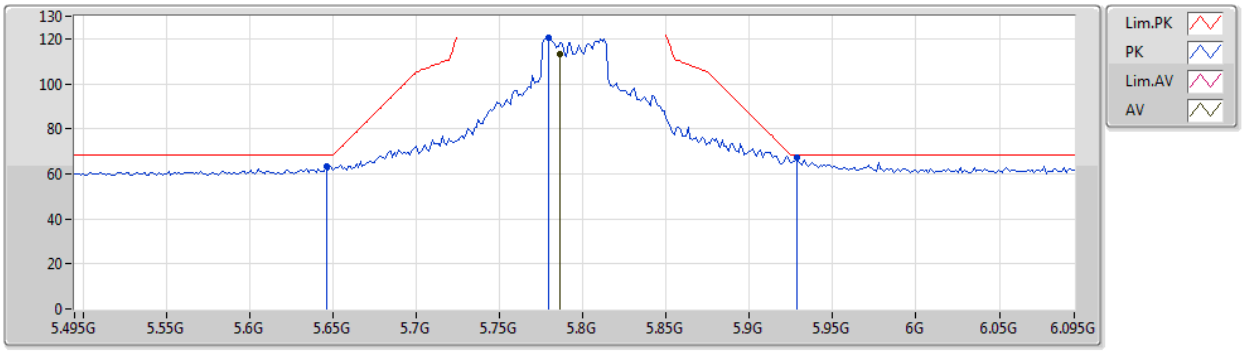

Type	Freq	Level	Limit	Margin	Factor	Dist	Condition	Azimuth	Height	Comment	Raw	AF	CL	PA
	(Hz)	(dBuV/m)	(dBuV/m)	(dB)	(dB)	(m)		(°)	(m)		(dBuV)	(dB)	(dB)	(dB)
AV	5.7866G	113.39	Inf	-Inf	9.03	3	Horizontal	15	1.92	-	104.36	31.97	6.42	29.36
PK	5.6462G	63.46	68.20	-4.74	8.70	3	Horizontal	15	1.92	-	54.76	31.75	6.31	29.36
PK	5.7794G	120.68	Inf	-Inf	9.01	3	Horizontal	15	1.92	-	111.67	31.96	6.41	29.36
PK	5.9282G	67.41	68.20	-0.79	9.41	3	Horizontal	15	1.92	-	58.00	32.23	6.53	29.35

802.11ax HEW40-BF_Nss1,(MCS0)_2TX

5795MHz_TX

11/10/2019

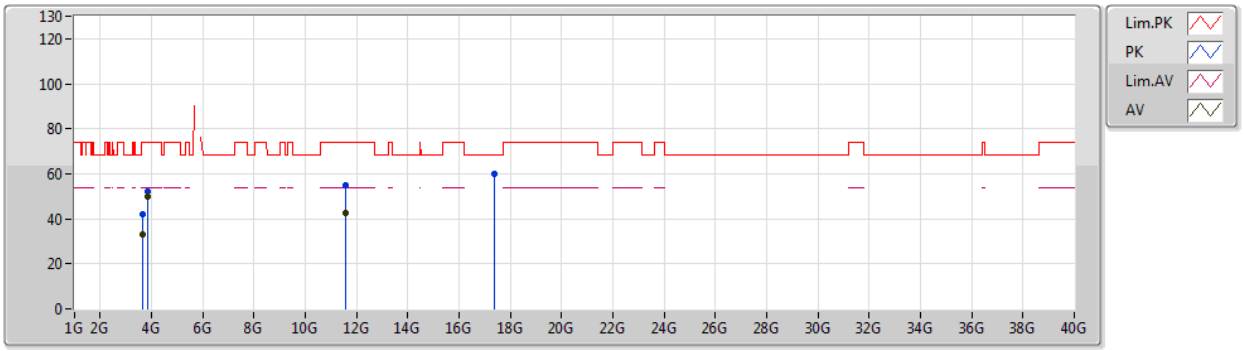

Type	Freq	Level	Limit	Margin	Factor	Dist	Condition	Azimuth	Height	Comment	Raw	AF	CL	PA
	(Hz)	(dBuV/m)	(dBuV/m)	(dB)	(dB)	(m)		(°)	(m)		(dBuV)	(dB)	(dB)	(dB)
AV	3.67999G	33.25	54.00	-20.75	0.58	3	Vertical	71	1.48	-	32.67	29.12	6.07	34.61
AV	3.8633G	49.61	54.00	-4.39	1.35	3	Vertical	52	2.02	-	48.26	29.45	6.49	34.59
AV	11.578G	42.67	54.00	-11.33	15.70	3	Vertical	2	2.78	-	26.97	39.51	10.72	34.53
PK	3.68014G	41.81	74.00	-32.19	0.58	3	Vertical	71	1.48	-	41.23	29.12	6.07	34.61
PK	3.86327G	52.01	74.00	-21.99	1.35	3	Vertical	52	2.02	-	50.66	29.45	6.49	34.59
PK	11.5777G	54.82	74.00	-19.18	15.70	3	Vertical	2	2.78	-	39.12	39.51	10.72	34.53
PK	17.3937G	60.05	68.20	-8.15	22.69	3	Vertical	0	2.82	-	37.36	42.60	13.95	33.86

802.11ax HEW40-BF_Nss1,(MCS0)_2TX

11/10/2019

5795MHz_TX

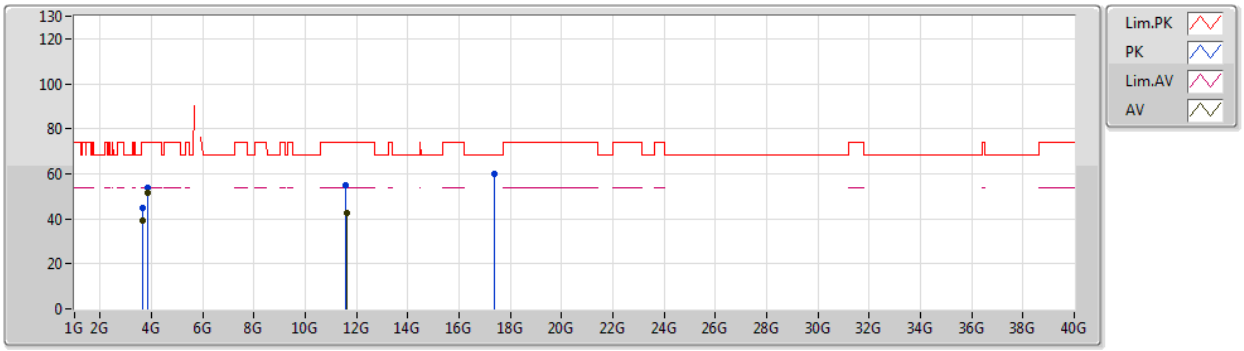

Type	Freq	Level	Limit	Margin	Factor	Dist	Condition	Azimuth	Height	Comment	Raw	AF	CL	PA
	(Hz)	(dBuV/m)	(dBuV/m)	(dB)	(dB)	(m)		(°)	(m)		(dBuV)	(dB)	(dB)	(dB)
AV	3.67997G	39.01	54.00	-14.99	0.58	3	Horizontal	301	1.99	-	38.43	29.12	6.07	34.61
AV	3.86329G	51.47	54.00	-2.53	1.35	3	Horizontal	336	2.53	-	50.12	29.45	6.49	34.59
AV	11.60104G	42.31	54.00	-11.69	15.69	3	Horizontal	360	1.42	-	26.62	39.48	10.74	34.53
PK	3.68002G	44.73	74.00	-29.27	0.58	3	Horizontal	301	1.99	-	44.15	29.12	6.07	34.61
PK	3.86333G	53.54	74.00	-20.46	1.35	3	Horizontal	336	2.53	-	52.19	29.45	6.49	34.59
PK	11.58988G	55.10	74.00	-18.90	15.69	3	Horizontal	360	1.42	-	39.41	39.49	10.73	34.53
PK	17.3985G	59.94	68.20	-8.26	22.72	3	Horizontal	90	2.54	-	37.22	42.63	13.95	33.86

802.11ax HEW80-BF_Nss1,(MCS0)_2TX

5210MHz_TX

11/10/2019

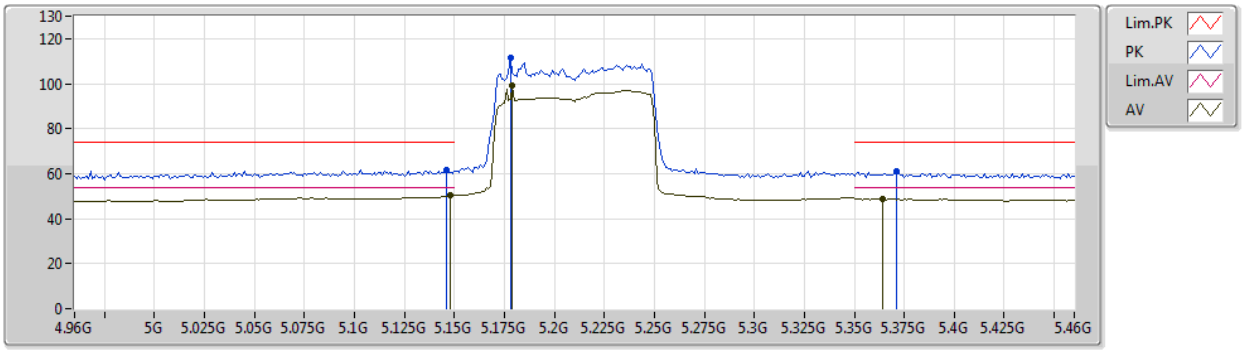

Type	Freq	Level	Limit	Margin	Factor	Dist	Condition	Azimuth	Height	Comment	Raw	AF	CL	PA
	(Hz)	(dBuV/m)	(dBuV/m)	(dB)	(dB)	(m)		(°)	(m)		(dBuV)	(dB)	(dB)	(dB)
AV	5.148G	50.20	54.00	-3.80	8.37	3	Vertical	347	2.48	-	41.83	31.70	6.00	29.33
AV	5.179G	99.34	Inf	-Inf	8.32	3	Vertical	347	2.48	-	91.02	31.64	6.02	29.34
AV	5.364G	48.79	54.00	-5.21	8.19	3	Vertical	347	2.48	-	40.60	31.43	6.12	29.36
PK	5.146G	61.85	74.00	-12.15	8.38	3	Vertical	347	2.48	-	53.47	31.71	6.00	29.33
PK	5.178G	111.55	Inf	-Inf	8.32	3	Vertical	347	2.48	-	103.23	31.64	6.02	29.34
PK	5.371G	61.02	74.00	-12.98	8.20	3	Vertical	347	2.48	-	52.82	31.44	6.12	29.36

802.11ax HEW80-BF_Nss1,(MCS0)_2TX

5210MHz_TX

11/10/2019

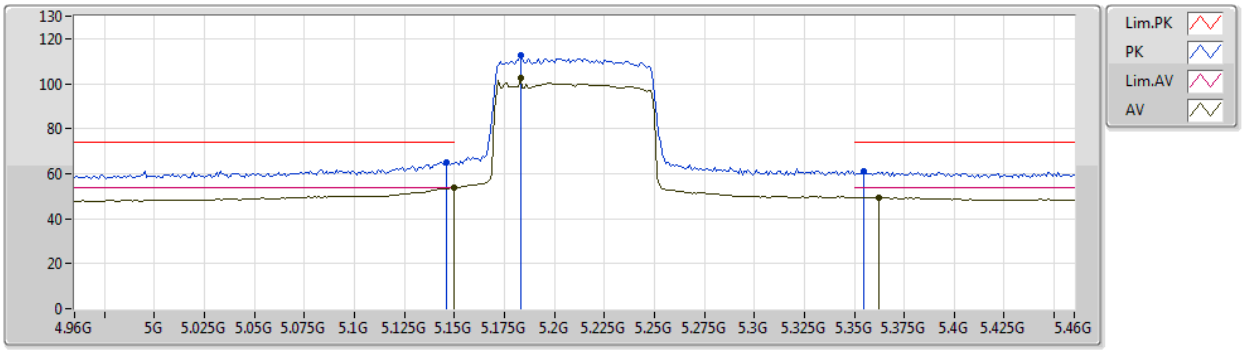

Type	Freq	Level	Limit	Margin	Factor	Dist	Condition	Azimuth	Height	Comment	Raw	AF	CL	PA
	(Hz)	(dBuV/m)	(dBuV/m)	(dB)	(dB)	(m)		(°)	(m)		(dBuV)	(dB)	(dB)	(dB)
AV	5.15G	53.66	54.00	-0.34	8.37	3	Horizontal	51	2.00	-	45.29	31.70	6.00	29.33
AV	5.183G	102.73	Inf	-Inf	8.31	3	Horizontal	51	2.00	-	94.42	31.63	6.02	29.34
AV	5.362G	49.46	54.00	-4.54	8.18	3	Horizontal	51	2.00	-	41.28	31.42	6.12	29.36
PK	5.146G	65.26	74.00	-8.74	8.38	3	Horizontal	51	2.00	-	56.88	31.71	6.00	29.33
PK	5.183G	112.79	Inf	-Inf	8.31	3	Horizontal	51	2.00	-	104.48	31.63	6.02	29.34
PK	5.355G	61.14	74.00	-12.86	8.16	3	Horizontal	51	2.00	-	52.98	31.41	6.11	29.36

802.11ax HEW80-BF_Nss1,(MCS0)_2TX

5210MHz_TX

11/10/2019

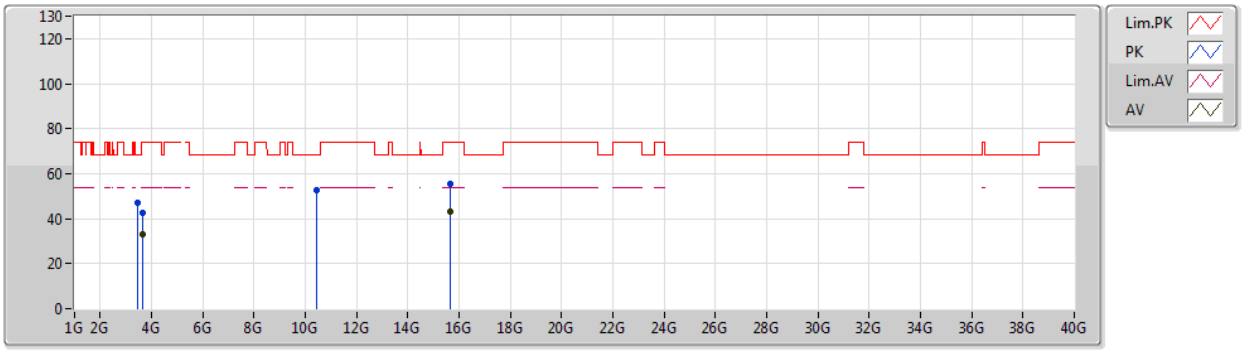

Type	Freq	Level	Limit	Margin	Factor	Dist	Condition	Azimuth	Height	Comment	Raw	AF	CL	PA
	(Hz)	(dBuV/m)	(dBuV/m)	(dB)	(dB)	(m)		(°)	(m)		(dBuV)	(dB)	(dB)	(dB)
AV	3.6799G	32.91	54.00	-21.09	0.58	3	Vertical	64	1.49	-	32.33	29.12	6.07	34.61
AV	15.64032G	42.89	54.00	-11.11	16.67	3	Vertical	0	1.48	-	26.22	38.43	12.97	34.73
PK	3.47323G	47.06	68.20	-21.14	-0.21	3	Vertical	346	0.99	-	47.27	28.78	5.66	34.65
PK	3.67992G	42.73	74.00	-31.27	0.58	3	Vertical	64	1.49	-	42.15	29.12	6.07	34.61
PK	10.42846G	52.89	68.20	-15.31	14.96	3	Vertical	150	1.49	-	37.93	39.46	10.34	34.84
PK	15.6321G	55.35	74.00	-18.65	16.70	3	Vertical	0	1.48	-	38.65	38.46	12.96	34.72

802.11ax HEW80-BF_Nss1,(MCS0)_2TX

5210MHz_TX

11/10/2019

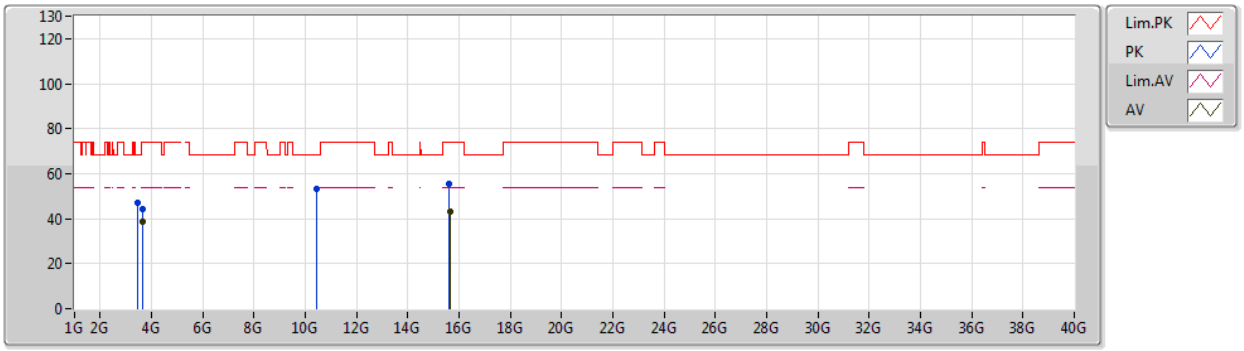

Type	Freq	Level	Limit	Margin	Factor	Dist	Condition	Azimuth	Height	Comment	Raw	AF	CL	PA
	(Hz)	(dBuV/m)	(dBuV/m)	(dB)	(dB)	(m)		(°)	(m)		(dBuV)	(dB)	(dB)	(dB)
AV	3.68001G	38.77	54.00	-15.23	0.58	3	Horizontal	298	1.99	-	38.19	29.12	6.07	34.61
AV	15.64224G	42.90	54.00	-11.10	16.66	3	Horizontal	294	1.97	-	26.24	38.42	12.97	34.73
PK	3.47327G	46.84	68.20	-21.36	-0.21	3	Horizontal	26	1.46	-	47.05	28.78	5.66	34.65
PK	3.67996G	44.54	74.00	-29.46	0.58	3	Horizontal	298	1.99	-	43.96	29.12	6.07	34.61
PK	10.42312G	53.24	68.20	-14.96	14.94	3	Horizontal	0	2.36	-	38.30	39.45	10.34	34.85
PK	15.61524G	55.71	74.00	-18.29	16.75	3	Horizontal	294	1.97	-	38.96	38.52	12.93	34.70

802.11ax HEW80-BF_Nss1,(MCS0)_2TX

5775MHz_TX

11/10/2019

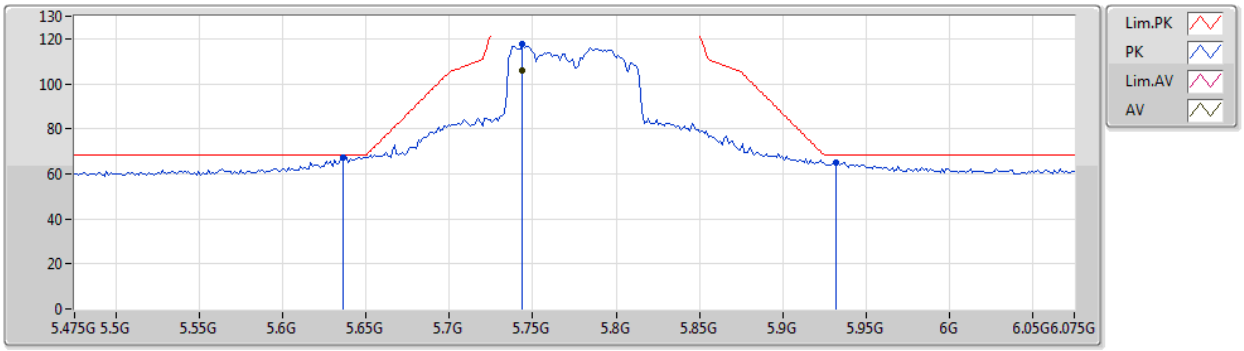

Type	Freq	Level	Limit	Margin	Factor	Dist	Condition	Azimuth	Height	Comment	Raw	AF	CL	PA
	(Hz)	(dBuV/m)	(dBuV/m)	(dB)	(dB)	(m)		(°)	(m)		(dBuV)	(dB)	(dB)	(dB)
AV	5.7438G	106.11	Inf	-Inf	8.92	3	Vertical	17	1.37	-	97.19	31.89	6.39	29.36
PK	5.6358G	67.51	68.20	-0.69	8.68	3	Vertical	17	1.37	-	58.83	31.74	6.30	29.36
PK	5.7438G	117.57	Inf	-Inf	8.92	3	Vertical	17	1.37	-	108.65	31.89	6.39	29.36
PK	5.9322G	65.28	68.20	-2.92	9.42	3	Vertical	17	1.37	-	55.86	32.23	6.54	29.35

802.11ax HEW80-BF_Nss1,(MCS0)_2TX

5775MHz_TX

11/10/2019

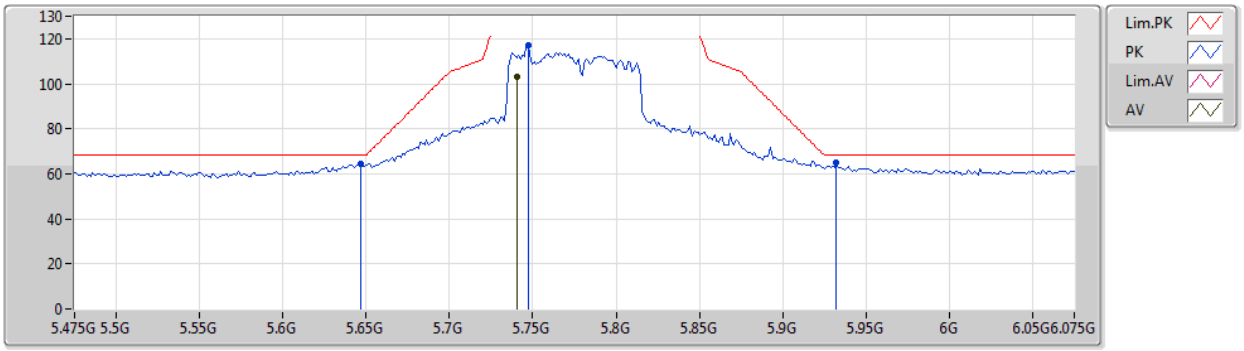

Type	Freq	Level	Limit	Margin	Factor	Dist	Condition	Azimuth	Height	Comment	Raw	AF	CL	PA
	(Hz)	(dBuV/m)	(dBuV/m)	(dB)	(dB)	(m)		(°)	(m)		(dBuV)	(dB)	(dB)	(dB)
AV	5.7402G	103.27	Inf	-Inf	8.90	3	Horizontal	357	1.44	-	94.37	31.88	6.38	29.36
PK	5.6466G	64.30	68.20	-3.90	8.70	3	Horizontal	357	1.44	-	55.60	31.75	6.31	29.36
PK	5.7474G	117.28	Inf	-Inf	8.92	3	Horizontal	357	1.44	-	108.36	31.89	6.39	29.36
PK	5.9322G	65.11	68.20	-3.09	9.42	3	Horizontal	357	1.44	-	55.69	32.23	6.54	29.35

802.11ax HEW80-BF_Nss1,(MCS0)_2TX

5775MHz_TX

11/10/2019

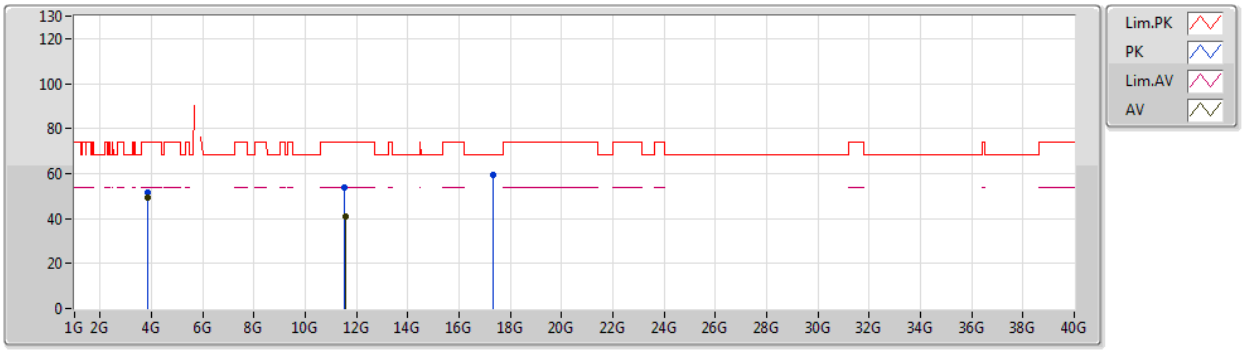

Type	Freq	Level	Limit	Margin	Factor	Dist	Condition	Azimuth	Height	Comment	Raw	AF	CL	PA
	(Hz)	(dBuV/m)	(dBuV/m)	(dB)	(dB)	(m)		(°)	(m)		(dBuV)	(dB)	(dB)	(dB)
AV	3.84995G	49.15	54.00	-4.85	1.30	3	Vertical	48	2.02	-	47.85	29.43	6.46	34.59
AV	11.55576G	41.00	54.00	-13.00	15.72	3	Vertical	233	1.50	-	25.28	39.53	10.71	34.52
PK	3.84992G	51.78	74.00	-22.22	1.30	3	Vertical	48	2.02	-	50.48	29.43	6.46	34.59
PK	11.54064G	54.00	74.00	-20.00	15.74	3	Vertical	233	1.50	-	38.26	39.55	10.71	34.52
PK	17.32752G	59.60	68.20	-8.60	22.27	3	Vertical	204	1.30	-	37.33	42.16	13.93	33.82

802.11ax HEW80-BF_Nss1,(MCS0)_2TX

5775MHz_TX

11/10/2019

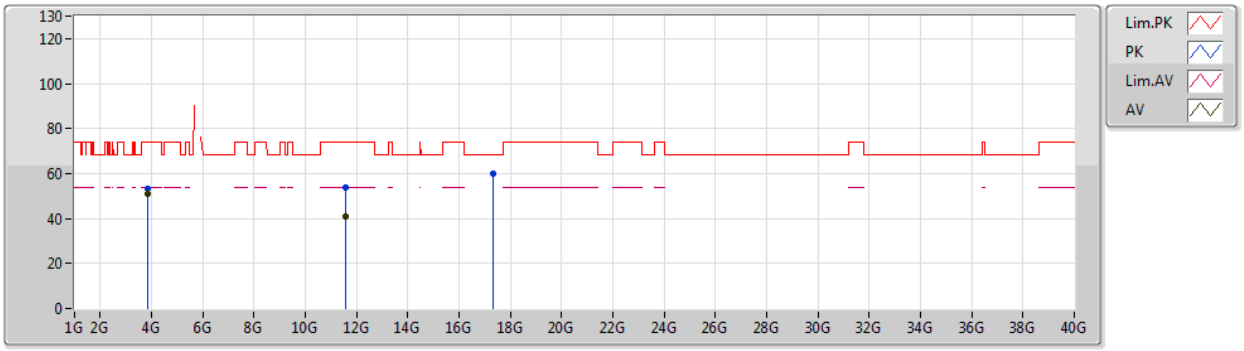

Type	Freq	Level	Limit	Margin	Factor	Dist	Condition	Azimuth	Height	Comment	Raw	AF	CL	PA
	(Hz)	(dBuV/m)	(dBuV/m)	(dB)	(dB)	(m)		(°)	(m)		(dBuV)	(dB)	(dB)	(dB)
AV	3.84996G	50.89	54.00	-3.11	1.30	3	Horizontal	339	2.36	-	49.59	29.43	6.46	34.59
AV	11.55804G	41.02	54.00	-12.98	15.72	3	Horizontal	354	2.11	-	25.30	39.53	10.71	34.52
PK	3.84993G	53.21	74.00	-20.79	1.30	3	Horizontal	339	2.36	-	51.91	29.43	6.46	34.59
PK	11.565G	53.55	74.00	-20.45	15.72	3	Horizontal	354	2.11	-	37.83	39.52	10.72	34.52
PK	17.32518G	59.94	68.20	-8.26	22.26	3	Horizontal	166	1.50	-	37.68	42.15	13.93	33.82

Level (dBuV/m) = Raw(Read Level) + AF(Antenna Factor) + CL(Cable Loss) - PA(Preamp Factor)

Summary

Mode	Result	Type	Freq (Hz)	Level (dBuV/m)	Limit (dBuV/m)	Margin (dB)	Dist (m)	Condition	Azimuth (°)	Height (m)	Comments
5.725-5.85GHz	-	-	-	-	-	-	-	-	-	-	-
802.11ax HEW80-BF_Nss1,(MCS0)_4TX	Pass	QP	99.84M	42.41	43.50	-1.09	3	Horizontal	265	1.82	-

Result

Mode	Result	Type	Freq (Hz)	Level (dBuV/m)	Limit (dBuV/m)	Margin (dB)	Dist (m)	Condition	Azimuth (°)	Height (m)	Comments
802.11ax HEW80-BF_Nss1,(MCS0)_4TX	-	-	-	-	-	-	-	-	-	-	-
5775MHz	Pass	PK	148.34M	37.39	43.50	-6.11	3	Vertical	0	2.00	-
5775MHz	Pass	PK	249.22M	36.71	46.00	-9.29	3	Vertical	0	2.00	-
5775MHz	Pass	PK	412.18M	41.52	46.00	-4.48	3	Vertical	0	2.00	-
5775MHz	Pass	PK	538.28M	40.80	46.00	-5.20	3	Vertical	0	2.00	-
5775MHz	Pass	PK	586.78M	40.96	46.00	-5.04	3	Vertical	0	2.00	-
5775MHz	Pass	QP	99.84M	41.63	43.50	-1.87	3	Vertical	342	1.95	-
5775MHz	Pass	PK	249.22M	42.49	46.00	-3.51	3	Horizontal	360	1.00	-
5775MHz	Pass	PK	297.72M	42.69	46.00	-3.31	3	Horizontal	360	1.00	-
5775MHz	Pass	PK	487.84M	40.66	46.00	-5.34	3	Horizontal	360	1.00	-
5775MHz	Pass	PK	538.28M	42.47	46.00	-3.53	3	Horizontal	360	1.00	-
5775MHz	Pass	PK	561.56M	41.59	46.00	-4.41	3	Horizontal	360	1.00	-
5775MHz	Pass	QP	99.84M	42.41	43.50	-1.09	3	Horizontal	265	1.82	-

802.11ax HEW80-BF_Nss1,(MCS0)_4TX

5775MHz_PoE

15/10/2019

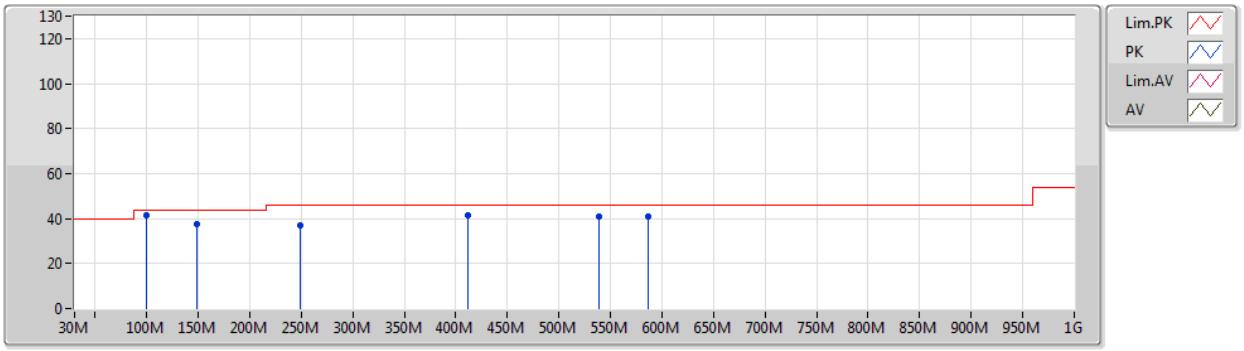

Type	Freq	Level	Limit	Margin	Factor	Dist	Condition	Azimuth	Height	Comment	Raw	AF	CL	PA
	(Hz)	(dBuV/m)	(dBuV/m)	(dB)	(dB)	(m)		(°)	(m)		(dBuV)	(dB)	(dB)	(dB)
PK	148.34M	37.39	43.50	-6.11	-19.26	3	Vertical	0	2.00	-	56.65	16.34	0.98	36.58
PK	249.22M	36.71	46.00	-9.29	-17.58	3	Vertical	0	2.00	-	54.29	17.55	1.29	36.42
PK	412.18M	41.52	46.00	-4.48	-13.65	3	Vertical	0	2.00	-	55.17	21.31	1.71	36.67
PK	538.28M	40.80	46.00	-5.20	-11.81	3	Vertical	0	2.00	-	52.61	23.24	1.98	37.03
PK	586.78M	40.96	46.00	-5.04	-10.57	3	Vertical	0	2.00	-	51.53	24.54	2.07	37.18
QP	99.84M	41.63	43.50	-1.87	-20.95	3	Vertical	342	1.95	-	62.58	15.02	0.81	36.78

802.11ax HEW80-BF_Nss1,(MCS0)_4TX

5775MHz_PoE

15/10/2019

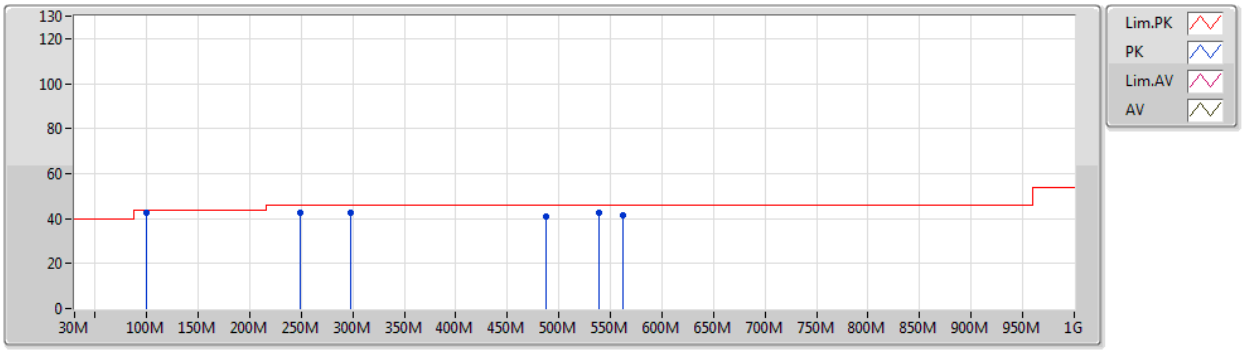

Type	Freq	Level	Limit	Margin	Factor	Dist	Condition	Azimuth	Height	Comment	Raw	AF	CL	PA
	(Hz)	(dBuV/m)	(dBuV/m)	(dB)	(dB)	(m)		(°)	(m)		(dBuV)	(dB)	(dB)	(dB)
PK	249.22M	42.49	46.00	-3.51	-17.58	3	Horizontal	360	1.00	-	60.07	17.55	1.29	36.42
PK	297.72M	42.69	46.00	-3.31	-16.78	3	Horizontal	360	1.00	-	59.47	18.27	1.43	36.48
PK	487.84M	40.66	46.00	-5.34	-12.22	3	Horizontal	360	1.00	-	52.88	22.79	1.87	36.88
PK	538.28M	42.47	46.00	-3.53	-11.81	3	Horizontal	360	1.00	-	54.28	23.24	1.98	37.03
PK	561.56M	41.59	46.00	-4.41	-9.99	3	Horizontal	360	1.00	-	51.58	25.08	2.03	37.10
QP	99.84M	42.41	43.50	-1.09	-20.95	3	Horizontal	265	1.82	-	63.36	15.02	0.81	36.78

Summary

Mode	Result	Type	Freq (Hz)	Level (dBuV/m)	Limit (dBuV/m)	Margin (dB)	Dist (m)	Condition	Azimuth (°)	Height (m)	Comments
5.15-5.25GHz	-	-	-	-	-	-	-	-	-	-	-
802.11ax HEW20-BF_Nss1,(MCS0)_4TX	Pass	AV	15.7179G	53.81	54.00	-0.19	3	Horizontal	331	1.48	-
802.11ax HEW40-BF_Nss1,(MCS0)_4TX	Pass	AV	5.15G	53.73	54.00	-0.27	3	Vertical	197	1.84	-
802.11ax HEW80-BF_Nss1,(MCS0)_4TX	Pass	AV	5.149G	53.82	54.00	-0.18	3	Vertical	209	1.82	-
5.725-5.85GHz	-	-	-	-	-	-	-	-	-	-	-
802.11ax HEW20-BF_Nss1,(MCS0)_4TX	Pass	PK	17.23302G	68.02	68.20	-0.18	3	Horizontal	316	1.49	-
802.11ax HEW40-BF_Nss1,(MCS0)_4TX	Pass	PK	5.9222G	70.17	70.27	-0.10	3	Vertical	31	1.73	-
802.11ax HEW80-BF_Nss1,(MCS0)_4TX	Pass	PK	5.655G	71.48	71.90	-0.42	3	Vertical	27	1.50	-

Result

Mode	Result	Type	Freq (Hz)	Level (dBuV/m)	Limit (dBuV/m)	Margin (dB)	Dist (m)	Condition	Azimuth (°)	Height (m)	Comments
802.11ax HEW20-BF_Nss1,(MCS0)_4TX	-	-	-	-	-	-	-	-	-	-	-
5180MHz	Pass	AV	5.15G	53.34	54.00	-0.66	3	Vertical	195	1.48	-
5180MHz	Pass	AV	5.1786G	110.94	Inf	-Inf	3	Vertical	195	1.48	-
5180MHz	Pass	PK	5.1494G	70.98	74.00	-3.02	3	Vertical	195	1.48	-
5180MHz	Pass	PK	5.1774G	122.40	Inf	-Inf	3	Vertical	195	1.48	-
5180MHz	Pass	AV	15.5238G	46.09	54.00	-7.91	3	Vertical	294	1.50	-
5180MHz	Pass	PK	10.34578G	58.64	68.20	-9.56	3	Vertical	11	1.69	-
5180MHz	Pass	PK	15.5395G	59.07	74.00	-14.93	3	Vertical	294	1.50	-
5180MHz	Pass	AV	15.5219G	46.07	54.00	-7.93	3	Horizontal	264	1.49	-
5180MHz	Pass	PK	10.3651G	58.84	68.20	-9.36	3	Horizontal	305	1.46	-
5180MHz	Pass	PK	15.5268G	59.54	74.00	-14.46	3	Horizontal	264	1.49	-
5200MHz	Pass	AV	5.15G	53.79	54.00	-0.21	3	Vertical	204	1.88	-
5200MHz	Pass	AV	5.1976G	116.74	Inf	-Inf	3	Vertical	204	1.88	-
5200MHz	Pass	PK	5.15G	71.27	74.00	-2.73	3	Vertical	204	1.88	-
5200MHz	Pass	PK	5.1928G	127.09	Inf	-Inf	3	Vertical	204	1.88	-
5200MHz	Pass	AV	15.60444G	46.72	54.00	-7.28	3	Vertical	360	1.54	-
5200MHz	Pass	PK	10.39526G	53.22	68.20	-14.98	3	Vertical	198	1.67	-
5200MHz	Pass	PK	15.60384G	61.43	74.00	-12.57	3	Vertical	360	1.54	-
5200MHz	Pass	AV	15.6075G	48.00	54.00	-6.00	3	Horizontal	328	1.41	-
5200MHz	Pass	PK	10.38854G	61.02	68.20	-7.18	3	Horizontal	309	1.31	-
5200MHz	Pass	PK	15.60534G	64.23	74.00	-9.77	3	Horizontal	328	1.41	-
5240MHz	Pass	AV	5.15G	51.64	54.00	-2.36	3	Vertical	202	1.68	-
5240MHz	Pass	AV	5.2478G	118.90	Inf	-Inf	3	Vertical	202	1.68	-
5240MHz	Pass	AV	5.35G	52.54	54.00	-1.46	3	Vertical	202	1.68	-
5240MHz	Pass	PK	5.15G	63.97	74.00	-10.03	3	Vertical	202	1.68	-
5240MHz	Pass	PK	5.2466G	127.29	Inf	-Inf	3	Vertical	202	1.68	-
5240MHz	Pass	PK	5.351G	65.62	74.00	-8.38	3	Vertical	202	1.68	-
5240MHz	Pass	AV	15.72504G	50.90	54.00	-3.10	3	Vertical	48	1.48	-
5240MHz	Pass	PK	10.48018G	55.48	68.20	-12.72	3	Vertical	125	2.02	-
5240MHz	Pass	PK	15.72492G	65.47	74.00	-8.53	3	Vertical	48	1.48	-
5240MHz	Pass	AV	15.7179G	53.81	54.00	-0.19	3	Horizontal	331	1.48	-
5240MHz	Pass	PK	10.47862G	63.70	68.20	-4.50	3	Horizontal	316	1.48	-
5240MHz	Pass	PK	15.71706G	67.66	74.00	-6.34	3	Horizontal	331	1.48	-
5745MHz	Pass	AV	5.739G	118.39	Inf	-Inf	3	Vertical	217	1.72	-
5745MHz	Pass	PK	5.6454G	67.79	68.20	-0.41	3	Vertical	217	1.72	-
5745MHz	Pass	PK	5.751G	127.98	Inf	-Inf	3	Vertical	217	1.72	-
5745MHz	Pass	PK	5.9622G	61.74	68.20	-6.46	3	Vertical	217	1.72	-
5745MHz	Pass	AV	11.48604G	49.06	54.00	-4.94	3	Vertical	14	1.48	-
5745MHz	Pass	PK	11.48676G	61.56	74.00	-12.44	3	Vertical	14	1.48	-
5745MHz	Pass	PK	17.23056G	65.22	68.20	-2.98	3	Vertical	53	1.87	-
5745MHz	Pass	AV	11.48946G	46.62	54.00	-7.38	3	Horizontal	339	1.48	-
5745MHz	Pass	PK	11.49114G	60.29	74.00	-13.71	3	Horizontal	339	1.48	-
5745MHz	Pass	PK	17.23302G	68.02	68.20	-0.18	3	Horizontal	316	1.49	-
5785MHz	Pass	AV	5.7766G	119.58	Inf	-Inf	3	Vertical	27	1.74	-
5785MHz	Pass	PK	5.6494G	67.81	68.20	-0.39	3	Vertical	27	1.74	-
5785MHz	Pass	PK	5.7766G	128.12	Inf	-Inf	3	Vertical	27	1.74	-
5785MHz	Pass	PK	5.9434G	63.02	68.20	-5.18	3	Vertical	27	1.74	-
5785MHz	Pass	AV	11.5751G	45.18	54.00	-8.82	3	Vertical	26	1.49	-

Level (dBuV/m) = Raw(Read Level) + AF(Antenna Factor) + CL(Cable Loss) - PA(Preamp Factor)

Mode	Result	Type	Freq (Hz)	Level (dBuV/m)	Limit (dBuV/m)	Margin (dB)	Dist (m)	Condition	Azimuth (°)	Height (m)	Comments
5785MHz	Pass	PK	11.55848G	60.99	74.00	-13.01	3	Vertical	26	1.49	-
5785MHz	Pass	PK	17.35002G	63.95	68.20	-4.25	3	Vertical	317	2.68	-
5785MHz	Pass	AV	11.57048G	50.81	54.00	-3.19	3	Horizontal	330	1.64	-
5785MHz	Pass	PK	11.56862G	64.03	74.00	-9.97	3	Horizontal	330	1.64	-
5785MHz	Pass	PK	17.37G	66.89	68.20	-1.31	3	Horizontal	330	1.48	-
5825MHz	Pass	AV	5.8166G	119.13	Inf	-Inf	3	Vertical	341	1.73	-
5825MHz	Pass	PK	5.6042G	64.82	68.20	-3.38	3	Vertical	341	1.73	-
5825MHz	Pass	PK	5.8166G	128.22	Inf	-Inf	3	Vertical	341	1.73	-
5825MHz	Pass	PK	5.9258G	62.00	68.20	-6.20	3	Vertical	341	1.73	-
5825MHz	Pass	AV	11.65732G	48.23	54.00	-5.77	3	Vertical	329	1.52	-
5825MHz	Pass	PK	11.63848G	63.45	74.00	-10.55	3	Vertical	329	1.52	-
5825MHz	Pass	PK	17.47548G	63.43	68.20	-4.77	3	Vertical	277	1.49	-
5825MHz	Pass	AV	11.6494G	50.01	54.00	-3.99	3	Horizontal	343	1.45	-
5825MHz	Pass	PK	11.64694G	62.78	74.00	-11.22	3	Horizontal	343	1.45	-
5825MHz	Pass	PK	17.48088G	67.67	68.20	-0.53	3	Horizontal	331	1.31	-
802.11ax HEW40-BF_Nss1,(MCS0)_4TX	-	-	-	-	-	-	-	-	-	-	-
5190MHz	Pass	AV	5.15G	53.73	54.00	-0.27	3	Vertical	197	1.84	-
5190MHz	Pass	AV	5.1956G	103.91	Inf	-Inf	3	Vertical	197	1.84	-
5190MHz	Pass	PK	5.15G	67.75	74.00	-6.25	3	Vertical	197	1.84	-
5190MHz	Pass	PK	5.1852G	116.92	Inf	-Inf	3	Vertical	197	1.84	-
5190MHz	Pass	AV	15.5601G	45.44	54.00	-8.56	3	Vertical	286	2.28	-
5190MHz	Pass	PK	10.37208G	53.21	68.20	-14.99	3	Vertical	47	1.90	-
5190MHz	Pass	PK	15.57828G	58.49	74.00	-15.51	3	Vertical	286	2.28	-
5190MHz	Pass	AV	15.56172G	45.42	54.00	-8.58	3	Horizontal	197	1.49	-
5190MHz	Pass	PK	10.39446G	52.62	68.20	-15.58	3	Horizontal	65	2.28	-
5190MHz	Pass	PK	15.5568G	58.77	74.00	-15.23	3	Horizontal	197	1.49	-
5230MHz	Pass	AV	5.1496G	53.66	54.00	-0.34	3	Vertical	201	1.77	-
5230MHz	Pass	AV	5.2352G	114.26	Inf	-Inf	3	Vertical	201	1.77	-
5230MHz	Pass	PK	5.144G	71.55	74.00	-2.45	3	Vertical	201	1.77	-
5230MHz	Pass	PK	5.2472G	126.27	Inf	-Inf	3	Vertical	201	1.77	-
5230MHz	Pass	AV	15.68544G	44.45	54.00	-9.55	3	Vertical	129	1.66	-
5230MHz	Pass	PK	10.45994G	61.61	68.20	-6.59	3	Vertical	9	2.06	-
5230MHz	Pass	PK	15.6819G	57.91	74.00	-16.09	3	Vertical	129	1.66	-
5230MHz	Pass	AV	15.67908G	45.32	54.00	-8.68	3	Horizontal	79	2.00	-
5230MHz	Pass	PK	10.45988G	60.72	68.20	-7.48	3	Horizontal	315	1.11	-
5230MHz	Pass	PK	15.67944G	58.92	74.00	-15.08	3	Horizontal	79	2.00	-
5755MHz	Pass	AV	5.7394G	112.83	Inf	-Inf	3	Vertical	344	1.73	-
5755MHz	Pass	PK	5.6566G	72.75	73.08	-0.33	3	Vertical	344	1.73	-
5755MHz	Pass	PK	5.7514G	125.51	Inf	-Inf	3	Vertical	344	1.73	-
5755MHz	Pass	PK	5.9314G	60.81	68.20	-7.39	3	Vertical	344	1.73	-
5755MHz	Pass	AV	11.50988G	46.95	54.00	-7.05	3	Vertical	59	1.86	-
5755MHz	Pass	PK	11.51096G	60.08	74.00	-13.92	3	Vertical	59	1.86	-
5755MHz	Pass	PK	17.27106G	63.17	68.20	-5.03	3	Vertical	181	1.49	-
5755MHz	Pass	AV	11.49638G	42.90	54.00	-11.10	3	Horizontal	329	1.48	-
5755MHz	Pass	PK	11.49848G	56.27	74.00	-17.73	3	Horizontal	329	1.48	-
5755MHz	Pass	PK	17.25444G	63.03	68.20	-5.17	3	Horizontal	316	1.26	-
5795MHz	Pass	AV	5.8058G	114.50	Inf	-Inf	3	Vertical	31	1.73	-
5795MHz	Pass	PK	5.6462G	66.83	68.20	-1.37	3	Vertical	31	1.73	-
5795MHz	Pass	PK	5.7914G	126.88	Inf	-Inf	3	Vertical	31	1.73	-

Remark :

Level (dBuV/m) = Raw(Read Level) + AF(Antenna Factor) + CL(Cable Loss) - PA(Preamp Factor)

Mode	Result	Type	Freq (Hz)	Level (dBuV/m)	Limit (dBuV/m)	Margin (dB)	Dist (m)	Condition	Azimuth (°)	Height (m)	Comments
5795MHz	Pass	PK	5.9222G	70.17	70.27	-0.10	3	Vertical	31	1.73	-
5795MHz	Pass	AV	11.58946G	49.36	54.00	-4.64	3	Vertical	23	1.66	-
5795MHz	Pass	PK	11.57866G	62.14	74.00	-11.86	3	Vertical	23	1.66	-
5795MHz	Pass	PK	17.39028G	63.53	68.20	-4.67	3	Vertical	79	1.48	-
5795MHz	Pass	AV	11.58988G	47.77	54.00	-6.23	3	Horizontal	330	1.54	-
5795MHz	Pass	PK	11.58976G	61.18	74.00	-12.82	3	Horizontal	330	1.54	-
5795MHz	Pass	PK	17.39028G	63.68	68.20	-4.52	3	Horizontal	354	1.49	-
802.11ax HEW80-BF_Nss1,(MCS0)_4TX	-	-	-	-	-	-	-	-	-	-	-
5210MHz	Pass	AV	5.149G	53.82	54.00	-0.18	3	Vertical	209	1.82	-
5210MHz	Pass	AV	5.238G	101.32	Inf	-Inf	3	Vertical	209	1.82	-
5210MHz	Pass	AV	5.355G	47.02	54.00	-6.98	3	Vertical	209	1.82	-
5210MHz	Pass	PK	5.149G	66.49	74.00	-7.51	3	Vertical	209	1.82	-
5210MHz	Pass	PK	5.22G	115.46	Inf	-Inf	3	Vertical	209	1.82	-
5210MHz	Pass	PK	5.382G	59.45	74.00	-14.55	3	Vertical	209	1.82	-
5210MHz	Pass	AV	15.62058G	44.20	54.00	-9.80	3	Vertical	272	1.45	-
5210MHz	Pass	PK	10.42984G	53.76	68.20	-14.44	3	Vertical	191	1.47	-
5210MHz	Pass	PK	15.61968G	58.01	74.00	-15.99	3	Vertical	272	1.45	-
5210MHz	Pass	AV	15.6189G	44.40	54.00	-9.60	3	Horizontal	43	1.74	-
5210MHz	Pass	PK	10.40674G	53.60	68.20	-14.60	3	Horizontal	327	1.89	-
5210MHz	Pass	PK	15.62208G	57.79	74.00	-16.21	3	Horizontal	43	1.74	-
5775MHz	Pass	AV	5.7558G	105.04	Inf	-Inf	3	Vertical	27	1.50	-
5775MHz	Pass	PK	5.655G	71.48	71.90	-0.42	3	Vertical	27	1.50	-
5775MHz	Pass	PK	5.7378G	118.17	Inf	-Inf	3	Vertical	27	1.50	-
5775MHz	Pass	PK	5.925G	62.83	68.20	-5.37	3	Vertical	27	1.50	-
5775MHz	Pass	AV	11.5383G	39.51	54.00	-14.49	3	Vertical	221	1.88	-
5775MHz	Pass	PK	11.5353G	52.79	74.00	-21.21	3	Vertical	221	1.88	-
5775MHz	Pass	PK	17.32878G	63.35	68.20	-4.85	3	Vertical	53	2.15	-
5775MHz	Pass	AV	11.54916G	39.43	54.00	-14.57	3	Horizontal	314	1.68	-
5775MHz	Pass	PK	11.54544G	53.21	74.00	-20.79	3	Horizontal	314	1.68	-
5775MHz	Pass	PK	17.33562G	62.89	68.20	-5.31	3	Horizontal	59	1.37	-

802.11ax HEW20-BF_Nss1,(MCS0)_4TX

5180MHz_TX

03/10/2019

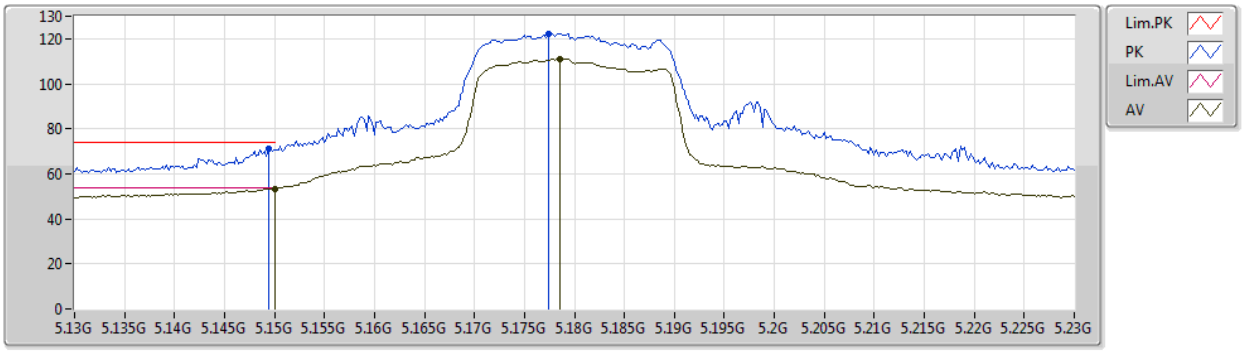

Type	Freq	Level	Limit	Margin	Factor	Dist	Condition	Azimuth	Height	Comment	Raw	AF	CL	PA
	(Hz)	(dBuV/m)	(dBuV/m)	(dB)	(dB)	(m)		(°)	(m)		(dBuV)	(dB)	(dB)	(dB)
AV	5.15G	53.34	54.00	-0.66	4.38	3	Vertical	195	1.48	-	48.96	31.76	7.04	34.42
AV	5.1786G	110.94	Inf	-Inf	4.42	3	Vertical	195	1.48	-	106.52	31.77	7.07	34.42
PK	5.1494G	70.98	74.00	-3.02	4.37	3	Vertical	195	1.48	-	66.61	31.76	7.04	34.43
PK	5.1774G	122.40	Inf	-Inf	4.42	3	Vertical	195	1.48	-	117.98	31.77	7.07	34.42

802.11ax HEW20-BF_Nss1,(MCS0)_4TX

5180MHz_TX

03/10/2019

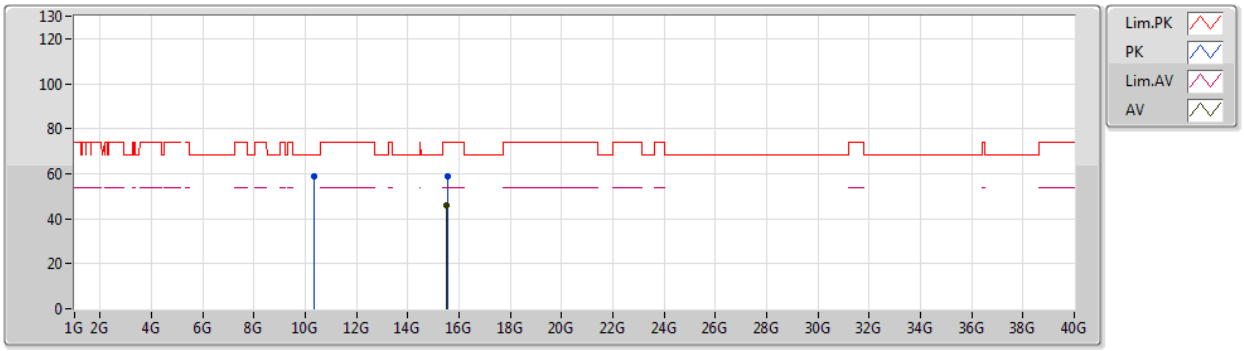

Type	Freq	Level	Limit	Margin	Factor	Dist	Condition	Azimuth	Height	Comment	Raw	AF	CL	PA
	(Hz)	(dBuV/m)	(dBuV/m)	(dB)	(dB)	(m)		(°)	(m)		(dBuV)	(dB)	(dB)	(dB)
AV	15.5238G	46.09	54.00	-7.91	17.06	3	Vertical	294	1.50	-	29.03	38.86	12.79	34.59
PK	10.34578G	58.64	68.20	-9.56	14.77	3	Vertical	11	1.69	-	43.87	39.35	10.33	34.91
PK	15.5395G	59.07	74.00	-14.93	17.00	3	Vertical	294	1.50	-	42.07	38.80	12.81	34.61

802.11ax HEW20-BF_Nss1,(MCS0)_4TX

5180MHz_TX

03/10/2019

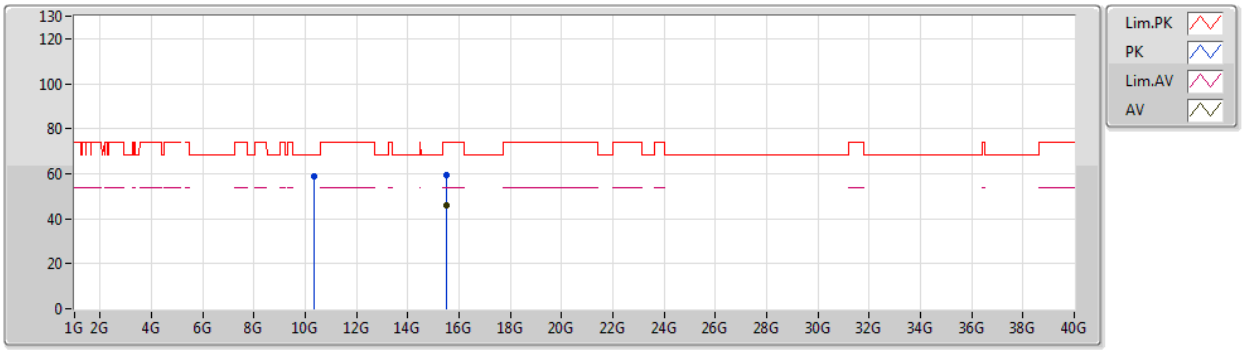

Type	Freq	Level	Limit	Margin	Factor	Dist	Condition	Azimuth	Height	Comment	Raw	AF	CL	PA
	(Hz)	(dBuV/m)	(dBuV/m)	(dB)	(dB)	(m)		(°)	(m)		(dBuV)	(dB)	(dB)	(dB)
AV	15.5219G	46.07	54.00	-7.93	17.07	3	Horizontal	264	1.49	-	29.00	38.87	12.79	34.59
PK	10.3651G	58.84	68.20	-9.36	14.80	3	Horizontal	305	1.46	-	44.04	39.37	10.33	34.90
PK	15.5268G	59.54	74.00	-14.46	17.05	3	Horizontal	264	1.49	-	42.49	38.85	12.79	34.59

802.11ax HEW20-BF_Nss1,(MCS0)_4TX

5200MHz_TX

03/10/2019

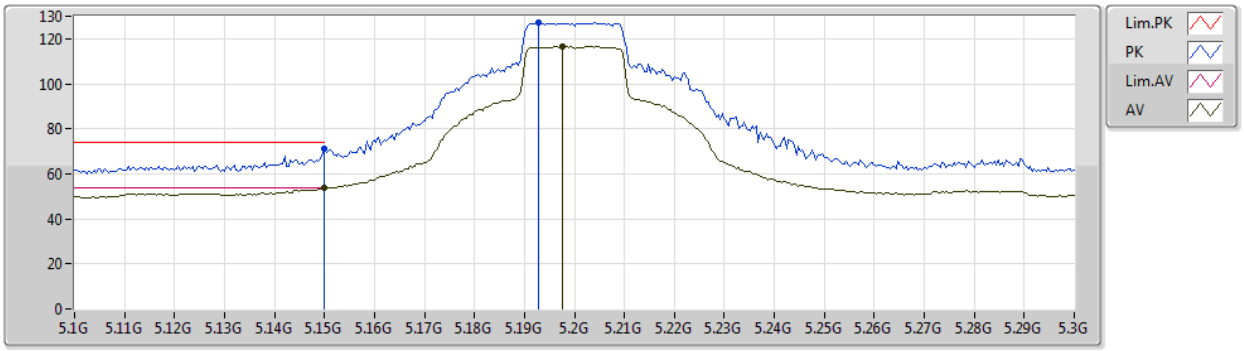

Type	Freq	Level	Limit	Margin	Factor	Dist	Condition	Azimuth	Height	Comment	Raw	AF	CL	PA
	(Hz)	(dBuV/m)	(dBuV/m)	(dB)	(dB)	(m)		(°)	(m)		(dBuV)	(dB)	(dB)	(dB)
AV	5.15G	53.79	54.00	-0.21	4.38	3	Vertical	204	1.88	-	49.41	31.76	7.04	34.42
AV	5.1976G	116.74	Inf	-Inf	4.46	3	Vertical	204	1.88	-	112.28	31.78	7.10	34.42
PK	5.15G	71.27	74.00	-2.73	4.38	3	Vertical	204	1.88	-	66.89	31.76	7.04	34.42
PK	5.1928G	127.09	Inf	-Inf	4.45	3	Vertical	204	1.88	-	122.64	31.78	7.09	34.42

802.11ax HEW20-BF_Nss1,(MCS0)_4TX

5200MHz_TX

03/10/2019

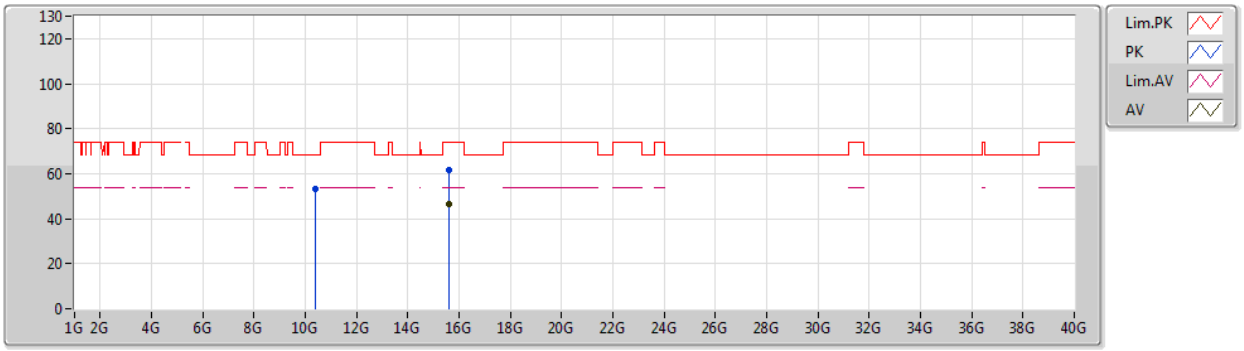

Type	Freq	Level	Limit	Margin	Factor	Dist	Condition	Azimuth	Height	Comment	Raw	AF	CL	PA
	(Hz)	(dBuV/m)	(dBuV/m)	(dB)	(dB)	(m)		(°)	(m)		(dBuV)	(dB)	(dB)	(dB)
AV	15.60444G	46.72	54.00	-7.28	16.80	3	Vertical	360	1.54	-	29.92	38.56	12.92	34.68
PK	10.39526G	53.22	68.20	-14.98	14.87	3	Vertical	198	1.67	-	38.35	39.41	10.33	34.87
PK	15.60384G	61.43	74.00	-12.57	16.80	3	Vertical	360	1.54	-	44.63	38.57	12.91	34.68

802.11ax HEW20-BF_Nss1,(MCS0)_4TX

5200MHz_TX

03/10/2019

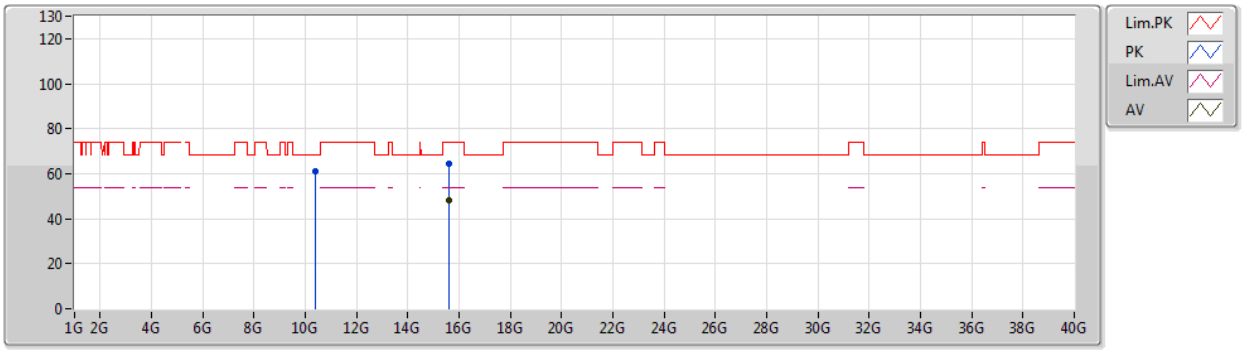

Type	Freq	Level	Limit	Margin	Factor	Dist	Condition	Azimuth	Height	Comment	Raw	AF	CL	PA
	(Hz)	(dBuV/m)	(dBuV/m)	(dB)	(dB)	(m)		(°)	(m)		(dBuV)	(dB)	(dB)	(dB)
AV	15.6075G	48.00	54.00	-6.00	16.78	3	Horizontal	328	1.41	-	31.22	38.55	12.92	34.69
PK	10.38854G	61.02	68.20	-7.18	14.86	3	Horizontal	309	1.31	-	46.16	39.41	10.33	34.88
PK	15.60534G	64.23	74.00	-9.77	16.80	3	Horizontal	328	1.41	-	47.43	38.56	12.92	34.68

802.11ax HEW20-BF_Nss1,(MCS0)_4TX

5240MHz_TX

03/10/2019

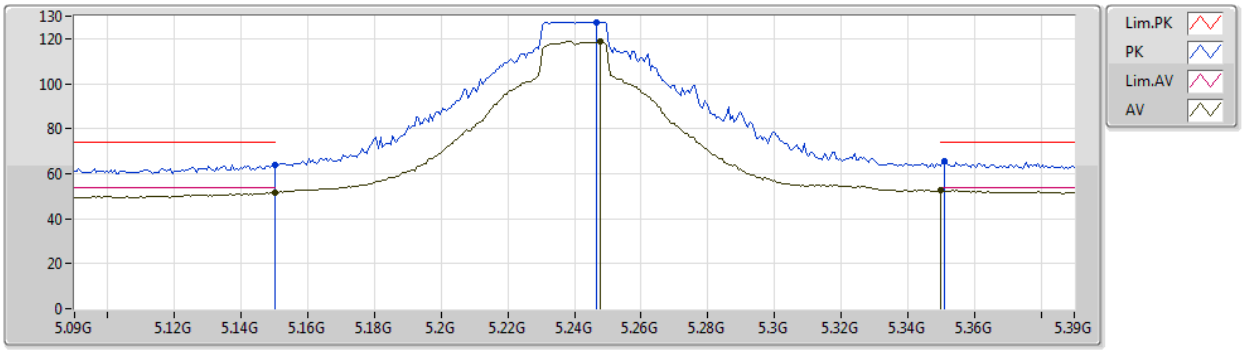

Type	Freq	Level	Limit	Margin	Factor	Dist	Condition	Azimuth	Height	Comment	Raw	AF	CL	PA
	(Hz)	(dBuV/m)	(dBuV/m)	(dB)	(dB)	(m)		(°)	(m)		(dBuV)	(dB)	(dB)	(dB)
AV	5.15G	51.64	54.00	-2.36	4.38	3	Vertical	202	1.68	-	47.26	31.76	7.04	34.42
AV	5.2478G	118.90	Inf	-Inf	4.54	3	Vertical	202	1.68	-	114.36	31.80	7.16	34.42
AV	5.35G	52.54	54.00	-1.46	4.72	3	Vertical	202	1.68	-	47.82	31.84	7.29	34.41
PK	5.15G	63.97	74.00	-10.03	4.38	3	Vertical	202	1.68	-	59.59	31.76	7.04	34.42
PK	5.2466G	127.29	Inf	-Inf	4.54	3	Vertical	202	1.68	-	122.75	31.80	7.16	34.42
PK	5.351G	65.62	74.00	-8.38	4.72	3	Vertical	202	1.68	-	60.90	31.84	7.29	34.41

802.11ax HEW20-BF_Nss1,(MCS0)_4TX

5240MHz_TX

03/10/2019

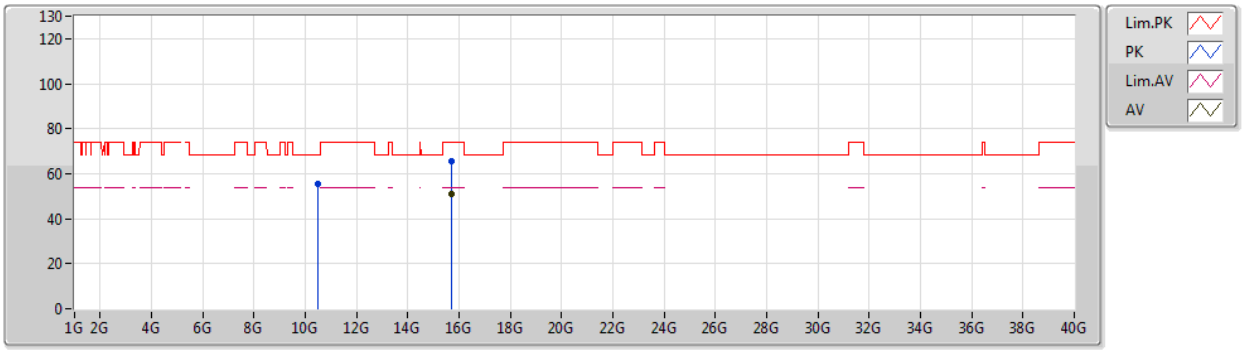

Type	Freq	Level	Limit	Margin	Factor	Dist	Condition	Azimuth	Height	Comment	Raw	AF	CL	PA
	(Hz)	(dBuV/m)	(dBuV/m)	(dB)	(dB)	(m)		(°)	(m)		(dBuV)	(dB)	(dB)	(dB)
AV	15.72504G	50.90	54.00	-3.10	16.40	3	Vertical	48	1.48	-	34.50	38.12	13.11	34.83
PK	10.48018G	55.48	68.20	-12.72	15.07	3	Vertical	125	2.02	-	40.41	39.52	10.35	34.80
PK	15.72492G	65.47	74.00	-8.53	16.39	3	Vertical	48	1.48	-	49.08	38.12	13.10	34.83

802.11ax HEW20-BF_Nss1,(MCS0)_4TX

5240MHz_TX

03/10/2019

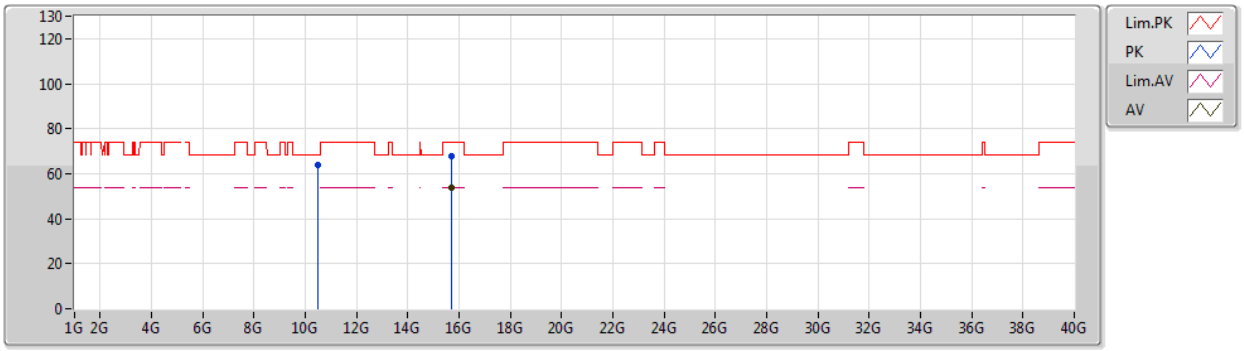

Type	Freq	Level	Limit	Margin	Factor	Dist	Condition	Azimuth	Height	Comment	Raw	AF	CL	PA
	(Hz)	(dBuV/m)	(dBuV/m)	(dB)	(dB)	(m)		(°)	(m)		(dBuV)	(dB)	(dB)	(dB)
AV	15.7179G	53.81	54.00	-0.19	16.41	3	Horizontal	331	1.48	-	37.40	38.14	13.09	34.82
PK	10.47862G	63.70	68.20	-4.50	15.07	3	Horizontal	316	1.48	-	48.63	39.52	10.35	34.80
PK	15.71706G	67.66	74.00	-6.34	16.42	3	Horizontal	331	1.48	-	51.24	38.15	13.09	34.82

802.11ax HEW20-BF_Nss1,(MCS0)_4TX

5745MHz_TX

03/10/2019

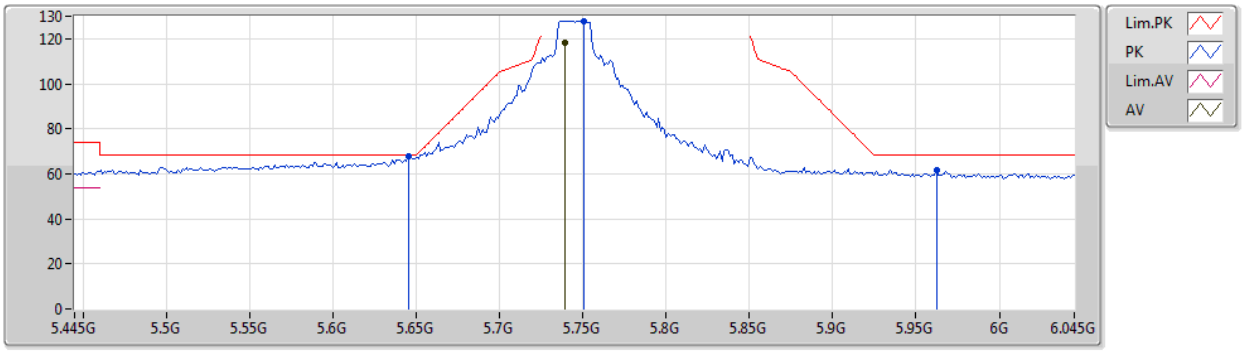

Type	Freq	Level	Limit	Margin	Factor	Dist	Condition	Azimuth	Height	Comment	Raw	AF	CL	PA
	(Hz)	(dBuV/m)	(dBuV/m)	(dB)	(dB)	(m)		(°)	(m)		(dBuV)	(dB)	(dB)	(dB)
AV	5.739G	118.39	Inf	-Inf	5.40	3	Vertical	217	1.72	-	112.99	32.23	7.63	34.46
PK	5.6454G	67.79	68.20	-0.41	5.23	3	Vertical	217	1.72	-	62.56	32.10	7.57	34.44
PK	5.751G	127.98	Inf	-Inf	5.42	3	Vertical	217	1.72	-	122.56	32.25	7.64	34.47
PK	5.9622G	61.74	68.20	-6.46	5.81	3	Vertical	217	1.72	-	55.93	32.55	7.77	34.51

802.11ax HEW20-BF_Nss1,(MCS0)_4TX

5745MHz_TX

03/10/2019

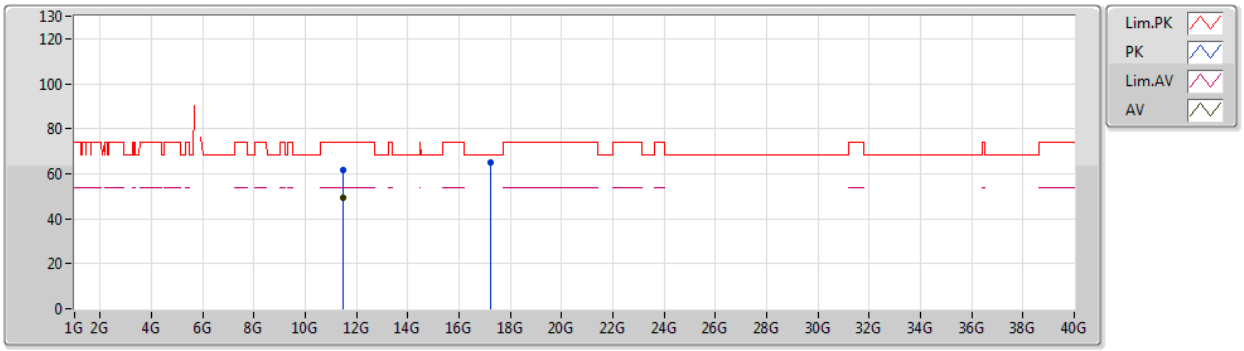

Type	Freq	Level	Limit	Margin	Factor	Dist	Condition	Azimuth	Height	Comment	Raw	AF	CL	PA
	(Hz)	(dBuV/m)	(dBuV/m)	(dB)	(dB)	(m)		(°)	(m)		(dBuV)	(dB)	(dB)	(dB)
AV	11.48604G	49.06	54.00	-4.94	15.80	3	Vertical	14	1.48	-	33.26	39.62	10.68	34.50
PK	11.48676G	61.56	74.00	-12.44	15.80	3	Vertical	14	1.48	-	45.76	39.62	10.68	34.50
PK	17.23056G	65.22	68.20	-2.98	21.66	3	Vertical	53	1.87	-	43.56	41.52	13.91	33.77

802.11ax HEW20-BF_Nss1,(MCS0)_4TX

5745MHz_TX

03/10/2019

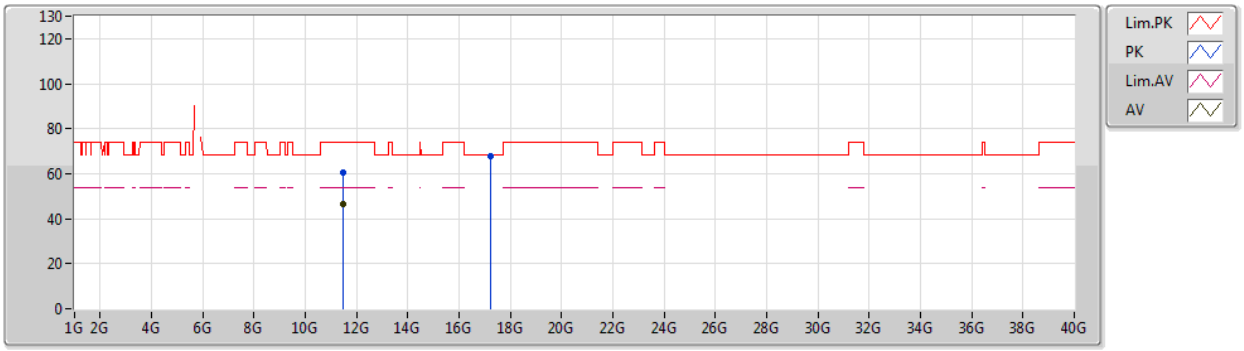

Type	Freq	Level	Limit	Margin	Factor	Dist	Condition	Azimuth	Height	Comment	Raw	AF	CL	PA
	(Hz)	(dBuV/m)	(dBuV/m)	(dB)	(dB)	(m)		(°)	(m)		(dBuV)	(dB)	(dB)	(dB)
AV	11.48946G	46.62	54.00	-7.38	15.79	3	Horizontal	339	1.48	-	30.83	39.61	10.68	34.50
PK	11.49114G	60.29	74.00	-13.71	15.79	3	Horizontal	339	1.48	-	44.50	39.61	10.68	34.50
PK	17.23302G	68.02	68.20	-0.18	21.68	3	Horizontal	316	1.49	-	46.34	41.54	13.91	33.77

802.11ax HEW20-BF_Nss1,(MCS0)_4TX

5785MHz_TX

03/10/2019

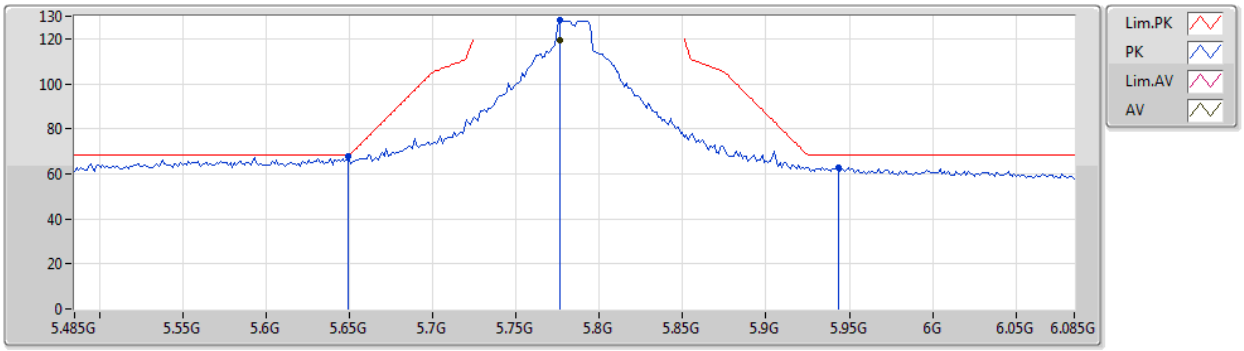

Type	Freq	Level	Limit	Margin	Factor	Dist	Condition	Azimuth	Height	Comment	Raw	AF	CL	PA
	(Hz)	(dBuV/m)	(dBuV/m)	(dB)	(dB)	(m)		(°)	(m)		(dBuV)	(dB)	(dB)	(dB)
AV	5.7766G	119.58	Inf	-Inf	5.47	3	Vertical	27	1.74	-	114.11	32.29	7.65	34.47
PK	5.6494G	67.81	68.20	-0.39	5.24	3	Vertical	27	1.74	-	62.57	32.11	7.57	34.44
PK	5.7766G	128.12	Inf	-Inf	5.47	3	Vertical	27	1.74	-	122.65	32.29	7.65	34.47
PK	5.9434G	63.02	68.20	-5.18	5.77	3	Vertical	27	1.74	-	57.25	32.52	7.76	34.51

802.11ax HEW20-BF_Nss1,(MCS0)_4TX

5785MHz_TX

03/10/2019

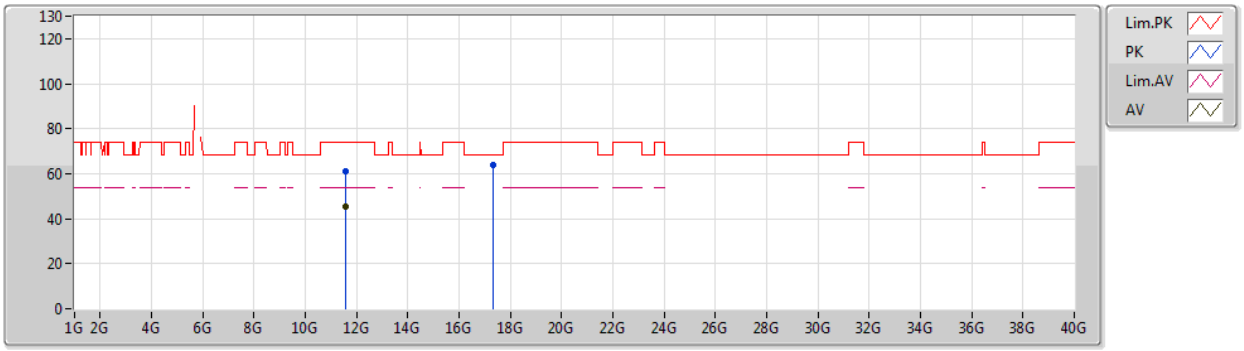

Type	Freq	Level	Limit	Margin	Factor	Dist	Condition	Azimuth	Height	Comment	Raw	AF	CL	PA
	(Hz)	(dBuV/m)	(dBuV/m)	(dB)	(dB)	(m)		(°)	(m)		(dBuV)	(dB)	(dB)	(dB)
AV	11.5751G	45.18	54.00	-8.82	15.70	3	Vertical	26	1.49	-	29.48	39.51	10.72	34.53
PK	11.55848G	60.99	74.00	-13.01	15.72	3	Vertical	26	1.49	-	45.27	39.53	10.71	34.52
PK	17.35002G	63.95	68.20	-4.25	22.41	3	Vertical	317	2.68	-	41.54	42.31	13.94	33.84

802.11ax HEW20-BF_Nss1,(MCS0)_4TX

5785MHz_TX

03/10/2019

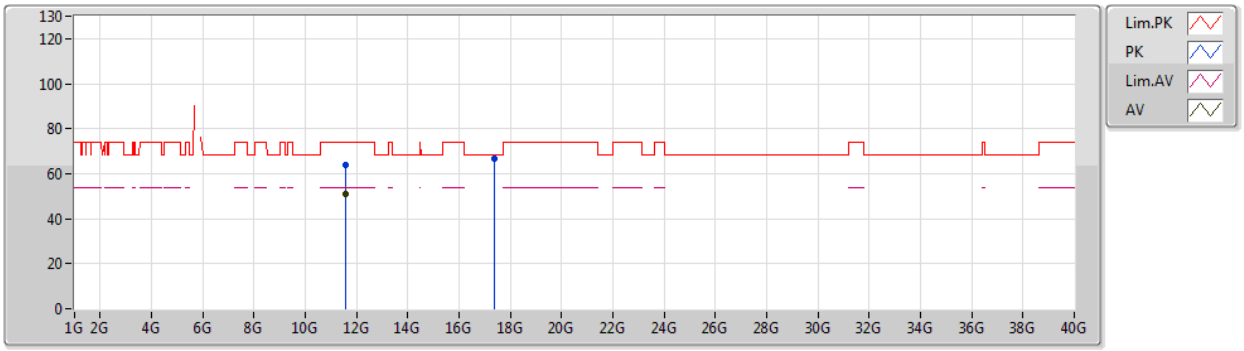

Type	Freq	Level	Limit	Margin	Factor	Dist	Condition	Azimuth	Height	Comment	Raw	AF	CL	PA
	(Hz)	(dBuV/m)	(dBuV/m)	(dB)	(dB)	(m)		(°)	(m)		(dBuV)	(dB)	(dB)	(dB)
AV	11.57048G	50.81	54.00	-3.19	15.72	3	Horizontal	330	1.64	-	35.09	39.52	10.72	34.52
PK	11.56862G	64.03	74.00	-9.97	15.72	3	Horizontal	330	1.64	-	48.31	39.52	10.72	34.52
PK	17.37G	66.89	68.20	-1.31	22.53	3	Horizontal	330	1.48	-	44.36	42.44	13.94	33.85

802.11ax HEW20-BF_Nss1,(MCS0)_4TX

5825MHz_TX

03/10/2019

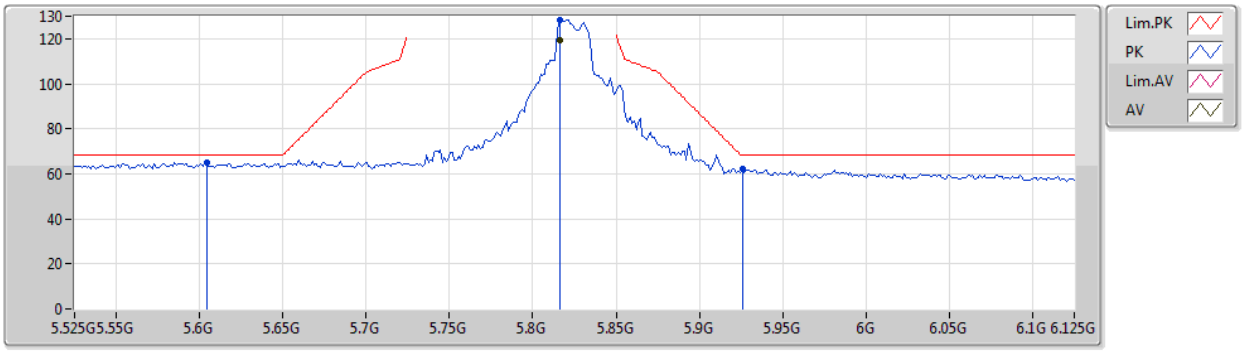

Type	Freq	Level	Limit	Margin	Factor	Dist	Condition	Azimuth	Height	Comment	Raw	AF	CL	PA
	(Hz)	(dBuV/m)	(dBuV/m)	(dB)	(dB)	(m)		(°)	(m)		(dBuV)	(dB)	(dB)	(dB)
AV	5.8166G	119.13	Inf	-Inf	5.54	3	Vertical	341	1.73	-	113.59	32.34	7.68	34.48
PK	5.6042G	64.82	68.20	-3.38	5.16	3	Vertical	341	1.73	-	59.66	32.05	7.54	34.43
PK	5.8166G	128.22	Inf	-Inf	5.54	3	Vertical	341	1.73	-	122.68	32.34	7.68	34.48
PK	5.9258G	62.00	68.20	-6.20	5.74	3	Vertical	341	1.73	-	56.26	32.50	7.75	34.51

802.11ax HEW20-BF_Nss1,(MCS0)_4TX

5825MHz_TX

03/10/2019

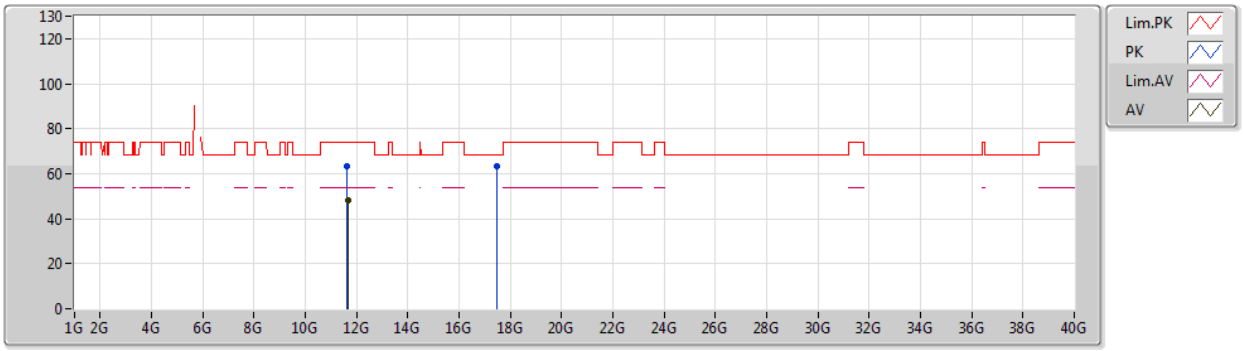

Type	Freq	Level	Limit	Margin	Factor	Dist	Condition	Azimuth	Height	Comment	Raw	AF	CL	PA
	(Hz)	(dBuV/m)	(dBuV/m)	(dB)	(dB)	(m)		(°)	(m)		(dBuV)	(dB)	(dB)	(dB)
AV	11.65732G	48.23	54.00	-5.77	15.62	3	Vertical	329	1.52	-	32.61	39.41	10.76	34.55
PK	11.63848G	63.45	74.00	-10.55	15.64	3	Vertical	329	1.52	-	47.81	39.43	10.75	34.54
PK	17.47548G	63.43	68.20	-4.77	23.21	3	Vertical	277	1.49	-	40.22	43.14	13.97	33.90

802.11ax HEW20-BF_Nss1,(MCS0)_4TX

5825MHz_TX

03/10/2019

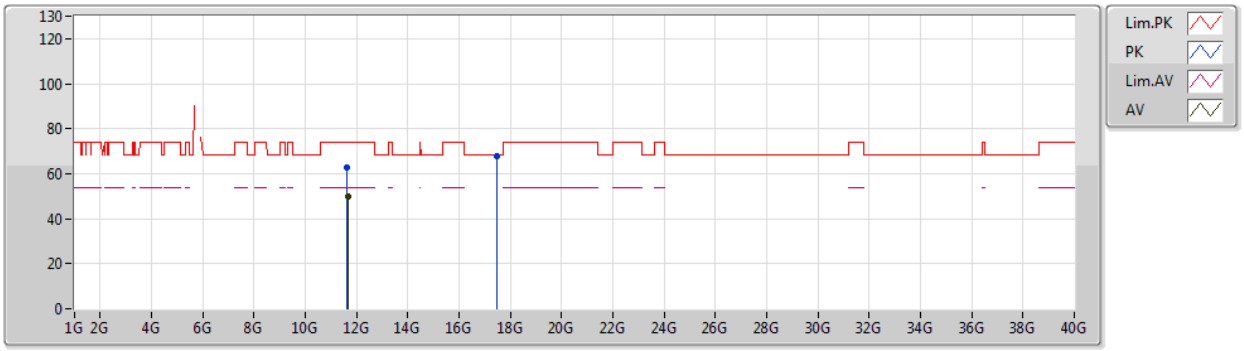

Type	Freq	Level	Limit	Margin	Factor	Dist	Condition	Azimuth	Height	Comment	Raw	AF	CL	PA
	(Hz)	(dBuV/m)	(dBuV/m)	(dB)	(dB)	(m)		(°)	(m)		(dBuV)	(dB)	(dB)	(dB)
AV	11.6494G	50.01	54.00	-3.99	15.63	3	Horizontal	343	1.45	-	34.38	39.42	10.76	34.55
PK	11.64694G	62.78	74.00	-11.22	15.64	3	Horizontal	343	1.45	-	47.14	39.42	10.76	34.54
PK	17.48088G	67.67	68.20	-0.53	23.24	3	Horizontal	331	1.31	-	44.43	43.17	13.97	33.90

802.11ax HEW40-BF_Nss1,(MCS0)_4TX

5190MHz_TX

03/10/2019

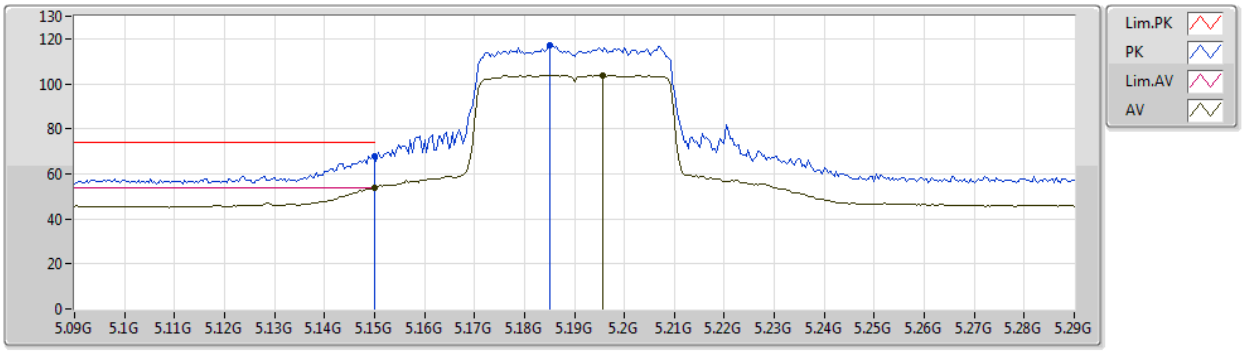

Type	Freq	Level	Limit	Margin	Factor	Dist	Condition	Azimuth	Height	Comment	Raw	AF	CL	PA
	(Hz)	(dBuV/m)	(dBuV/m)	(dB)	(dB)	(m)		(°)	(m)		(dBuV)	(dB)	(dB)	(dB)
AV	5.15G	53.73	54.00	-0.27	4.38	3	Vertical	197	1.84	-	49.35	31.76	7.04	34.42
AV	5.1956G	103.91	Inf	-Inf	4.45	3	Vertical	197	1.84	-	99.46	31.78	7.09	34.42
PK	5.15G	67.75	74.00	-6.25	4.38	3	Vertical	197	1.84	-	63.37	31.76	7.04	34.42
PK	5.1852G	116.92	Inf	-Inf	4.43	3	Vertical	197	1.84	-	112.49	31.77	7.08	34.42

802.11ax HEW40-BF_Nss1,(MCS0)_4TX

5190MHz_TX

03/10/2019

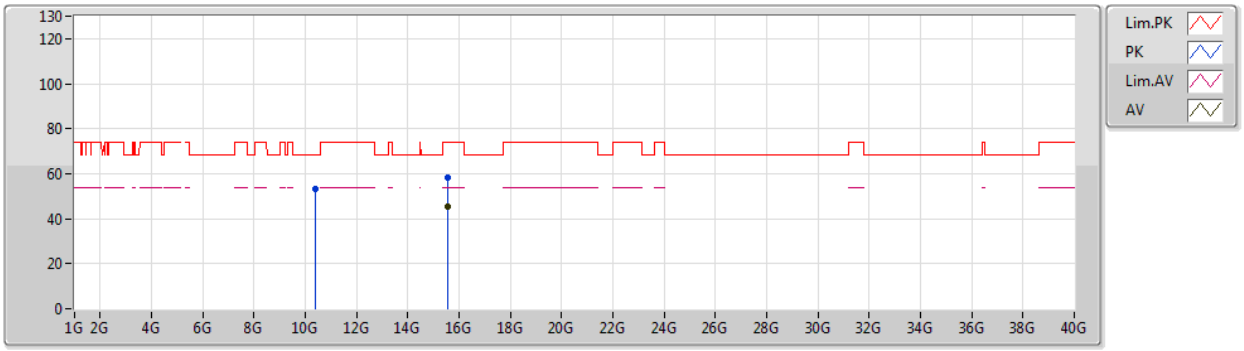

Type	Freq	Level	Limit	Margin	Factor	Dist	Condition	Azimuth	Height	Comment	Raw	AF	CL	PA
	(Hz)	(dBuV/m)	(dBuV/m)	(dB)	(dB)	(m)		(°)	(m)		(dBuV)	(dB)	(dB)	(dB)
AV	15.5601G	45.44	54.00	-8.56	16.95	3	Vertical	286	2.28	-	28.49	38.73	12.85	34.63
PK	10.37208G	53.21	68.20	-14.99	14.82	3	Vertical	47	1.90	-	38.39	39.38	10.33	34.89
PK	15.57828G	58.49	74.00	-15.51	16.88	3	Vertical	286	2.28	-	41.61	38.66	12.87	34.65

802.11ax HEW40-BF_Nss1,(MCS0)_4TX

5190MHz_TX

03/10/2019

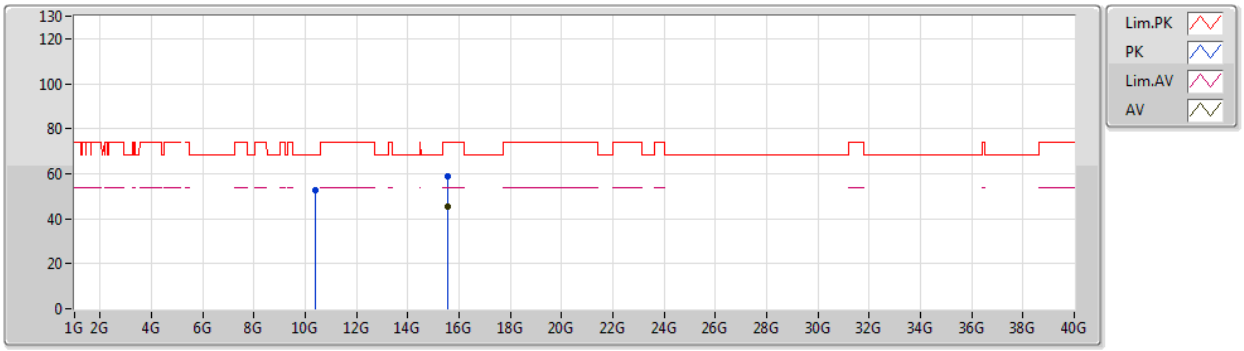

Type	Freq	Level	Limit	Margin	Factor	Dist	Condition	Azimuth	Height	Comment	Raw	AF	CL	PA
	(Hz)	(dBuV/m)	(dBuV/m)	(dB)	(dB)	(m)		(°)	(m)		(dBuV)	(dB)	(dB)	(dB)
AV	15.56172G	45.42	54.00	-8.58	16.94	3	Horizontal	197	1.49	-	28.48	38.72	12.85	34.63
PK	10.39446G	52.62	68.20	-15.58	14.87	3	Horizontal	65	2.28	-	37.75	39.41	10.33	34.87
PK	15.5568G	58.77	74.00	-15.23	16.95	3	Horizontal	197	1.49	-	41.82	38.74	12.84	34.63

802.11ax HEW40-BF_Nss1,(MCS0)_4TX

5230MHz_TX

03/10/2019

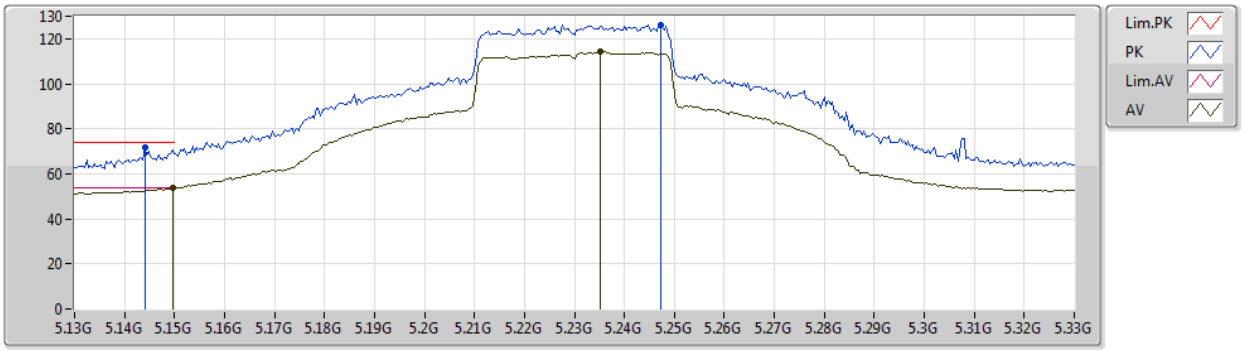

Type	Freq	Level	Limit	Margin	Factor	Dist	Condition	Azimuth	Height	Comment	Raw	AF	CL	PA
	(Hz)	(dBuV/m)	(dBuV/m)	(dB)	(dB)	(m)		(°)	(m)		(dBuV)	(dB)	(dB)	(dB)
AV	5.1496G	53.66	54.00	-0.34	4.37	3	Vertical	201	1.77	-	49.29	31.76	7.04	34.43
AV	5.2352G	114.26	Inf	-Inf	4.51	3	Vertical	201	1.77	-	109.75	31.79	7.14	34.42
PK	5.144G	71.55	74.00	-2.45	4.36	3	Vertical	201	1.77	-	67.19	31.76	7.03	34.43
PK	5.2472G	126.27	Inf	-Inf	4.54	3	Vertical	201	1.77	-	121.73	31.80	7.16	34.42

802.11ax HEW40-BF_Nss1,(MCS0)_4TX

5230MHz_TX

03/10/2019

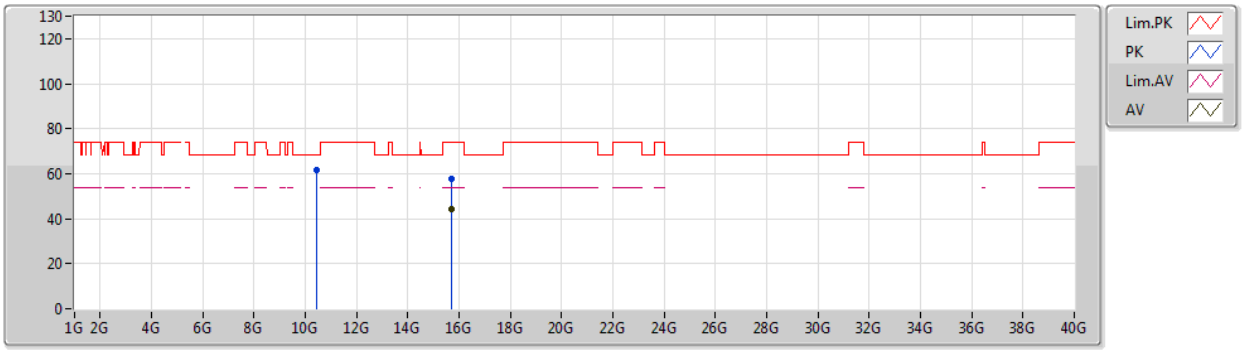

Type	Freq	Level	Limit	Margin	Factor	Dist	Condition	Azimuth	Height	Comment	Raw	AF	CL	PA
	(Hz)	(dBuV/m)	(dBuV/m)	(dB)	(dB)	(m)		(°)	(m)		(dBuV)	(dB)	(dB)	(dB)
AV	15.68544G	44.45	54.00	-9.55	16.52	3	Vertical	129	1.66	-	27.93	38.26	13.04	34.78
PK	10.45994G	61.61	68.20	-6.59	15.03	3	Vertical	9	2.06	-	46.58	39.50	10.35	34.82
PK	15.6819G	57.91	74.00	-16.09	16.55	3	Vertical	129	1.66	-	41.36	38.28	13.04	34.77

802.11ax HEW40-BF_Nss1,(MCS0)_4TX

5230MHz_TX

03/10/2019

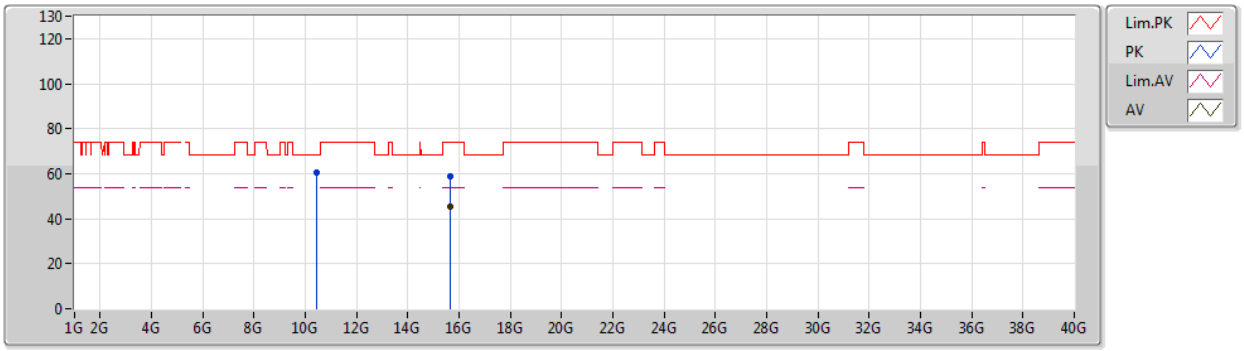

Type	Freq	Level	Limit	Margin	Factor	Dist	Condition	Azimuth	Height	Comment	Raw	AF	CL	PA
	(Hz)	(dBuV/m)	(dBuV/m)	(dB)	(dB)	(m)		(°)	(m)		(dBuV)	(dB)	(dB)	(dB)
AV	15.67908G	45.32	54.00	-8.68	16.55	3	Horizontal	79	2.00	-	28.77	38.29	13.03	34.77
PK	10.45988G	60.72	68.20	-7.48	15.03	3	Horizontal	315	1.11	-	45.69	39.50	10.35	34.82
PK	15.67944G	58.92	74.00	-15.08	16.55	3	Horizontal	79	2.00	-	42.37	38.29	13.03	34.77

802.11ax HEW40-BF_Nss1,(MCS0)_4TX

5755MHz_TX

03/10/2019

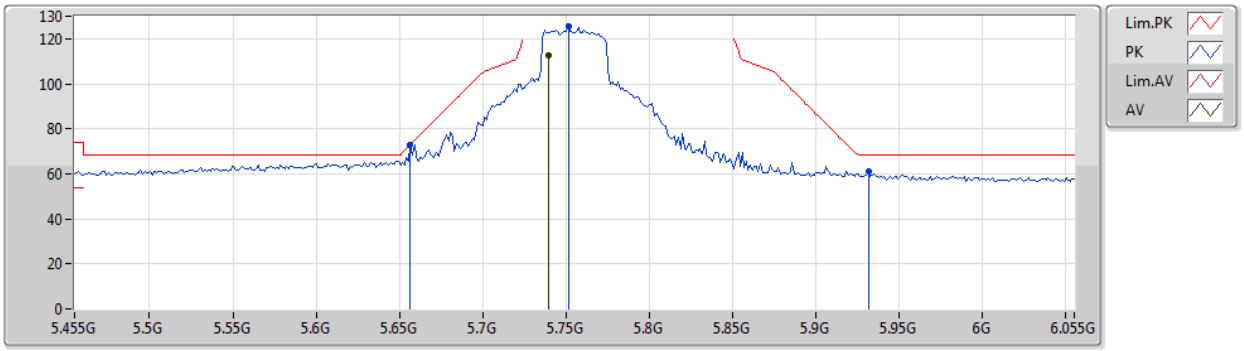

Type	Freq	Level	Limit	Margin	Factor	Dist	Condition	Azimuth	Height	Comment	Raw	AF	CL	PA
	(Hz)	(dBuV/m)	(dBuV/m)	(dB)	(dB)	(m)		(°)	(m)		(dBuV)	(dB)	(dB)	(dB)
AV	5.7394G	112.83	Inf	-Inf	5.41	3	Vertical	344	1.73	-	107.42	32.24	7.63	34.46
PK	5.6566G	72.75	73.08	-0.33	5.26	3	Vertical	344	1.73	-	67.49	32.12	7.58	34.44
PK	5.7514G	125.51	Inf	-Inf	5.42	3	Vertical	344	1.73	-	120.09	32.25	7.64	34.47
PK	5.9314G	60.81	68.20	-7.39	5.74	3	Vertical	344	1.73	-	55.07	32.50	7.75	34.51

802.11ax HEW40-BF_Nss1,(MCS0)_4TX

5755MHz_TX

03/10/2019

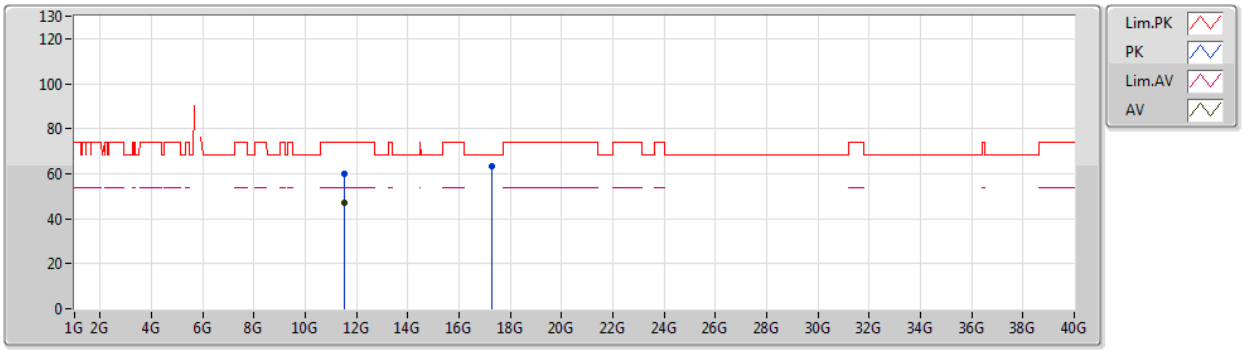

Type	Freq	Level	Limit	Margin	Factor	Dist	Condition	Azimuth	Height	Comment	Raw	AF	CL	PA
	(Hz)	(dBuV/m)	(dBuV/m)	(dB)	(dB)	(m)		(°)	(m)		(dBuV)	(dB)	(dB)	(dB)
AV	11.50988G	46.95	54.00	-7.05	15.77	3	Vertical	59	1.86	-	31.18	39.59	10.69	34.51
PK	11.51096G	60.08	74.00	-13.92	15.77	3	Vertical	59	1.86	-	44.31	39.59	10.69	34.51
PK	17.27106G	63.17	68.20	-5.03	21.92	3	Vertical	181	1.49	-	41.25	41.79	13.92	33.79

802.11ax HEW40-BF_Nss1,(MCS0)_4TX

5755MHz_TX

03/10/2019

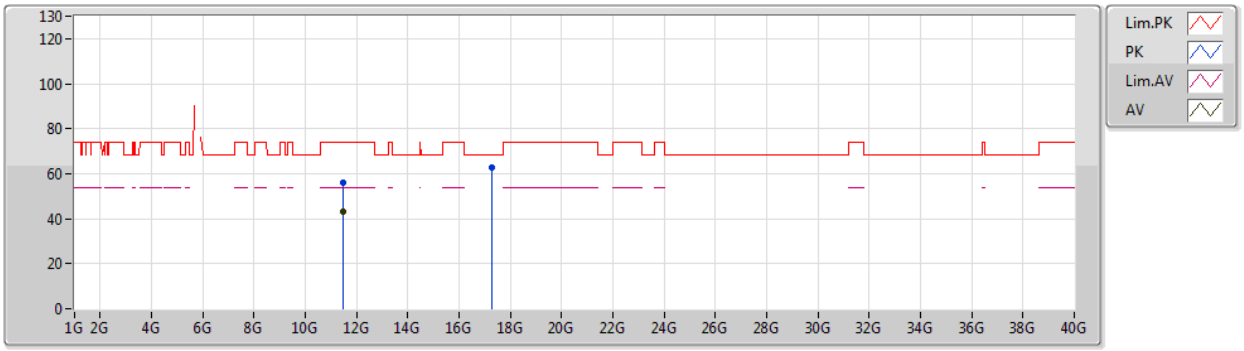

Type	Freq	Level	Limit	Margin	Factor	Dist	Condition	Azimuth	Height	Comment	Raw	AF	CL	PA
	(Hz)	(dBuV/m)	(dBuV/m)	(dB)	(dB)	(m)		(°)	(m)		(dBuV)	(dB)	(dB)	(dB)
AV	11.49638G	42.90	54.00	-11.10	15.78	3	Horizontal	329	1.48	-	27.12	39.60	10.68	34.50
PK	11.49848G	56.27	74.00	-17.73	15.79	3	Horizontal	329	1.48	-	40.48	39.60	10.69	34.50
PK	17.25444G	63.03	68.20	-5.17	21.81	3	Horizontal	316	1.26	-	41.22	41.68	13.91	33.78

802.11ax HEW40-BF_Nss1,(MCS0)_4TX

5795MHz_TX

03/10/2019

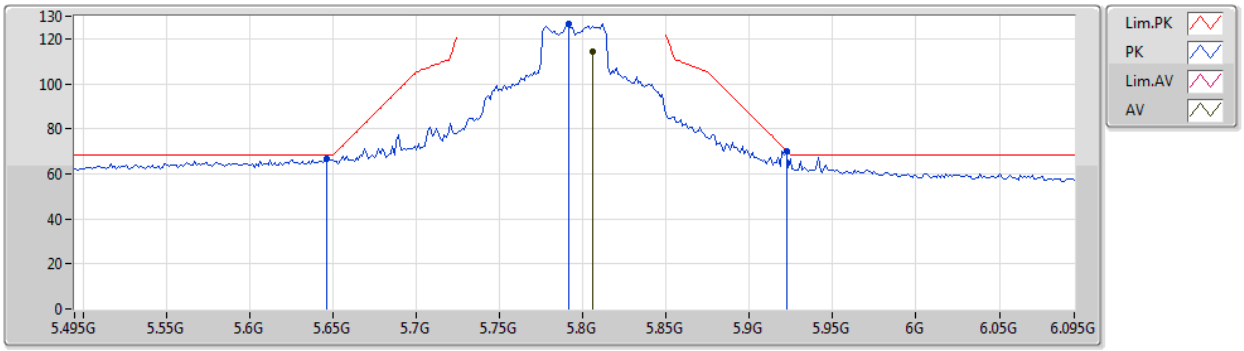

Type	Freq	Level	Limit	Margin	Factor	Dist	Condition	Azimuth	Height	Comment	Raw	AF	CL	PA
	(Hz)	(dBuV/m)	(dBuV/m)	(dB)	(dB)	(m)		(°)	(m)		(dBuV)	(dB)	(dB)	(dB)
AV	5.8058G	114.50	Inf	-Inf	5.52	3	Vertical	31	1.73	-	108.98	32.33	7.67	34.48
PK	5.6462G	66.83	68.20	-1.37	5.23	3	Vertical	31	1.73	-	61.60	32.10	7.57	34.44
PK	5.7914G	126.88	Inf	-Inf	5.49	3	Vertical	31	1.73	-	121.39	32.31	7.66	34.48
PK	5.9222G	70.17	70.27	-0.10	5.74	3	Vertical	31	1.73	-	64.43	32.49	7.75	34.50

802.11ax HEW40-BF_Nss1,(MCS0)_4TX

5795MHz_TX

03/10/2019

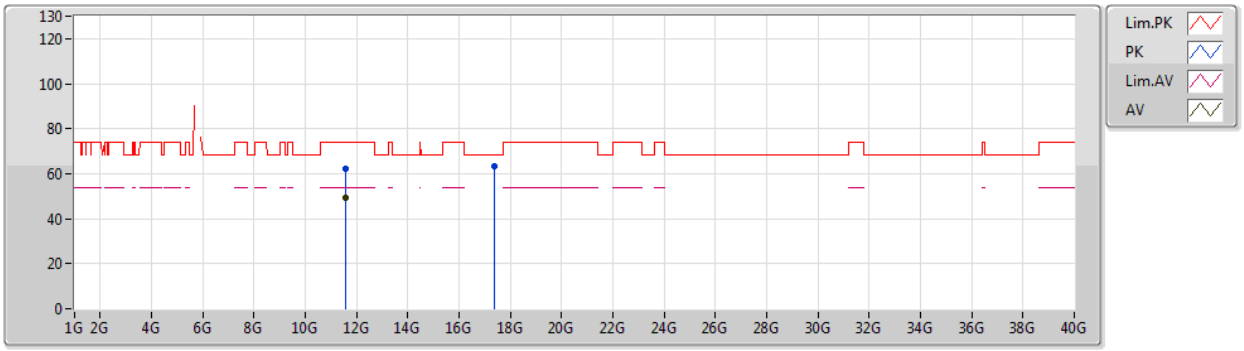

Type	Freq	Level	Limit	Margin	Factor	Dist	Condition	Azimuth	Height	Comment	Raw	AF	CL	PA
	(Hz)	(dBuV/m)	(dBuV/m)	(dB)	(dB)	(m)		(°)	(m)		(dBuV)	(dB)	(dB)	(dB)
AV	11.58946G	49.36	54.00	-4.64	15.69	3	Vertical	23	1.66	-	33.67	39.49	10.73	34.53
PK	11.57866G	62.14	74.00	-11.86	15.70	3	Vertical	23	1.66	-	46.44	39.51	10.72	34.53
PK	17.39028G	63.53	68.20	-4.67	22.67	3	Vertical	79	1.48	-	40.86	42.58	13.95	33.86

802.11ax HEW40-BF_Nss1,(MCS0)_4TX

5795MHz_TX

03/10/2019

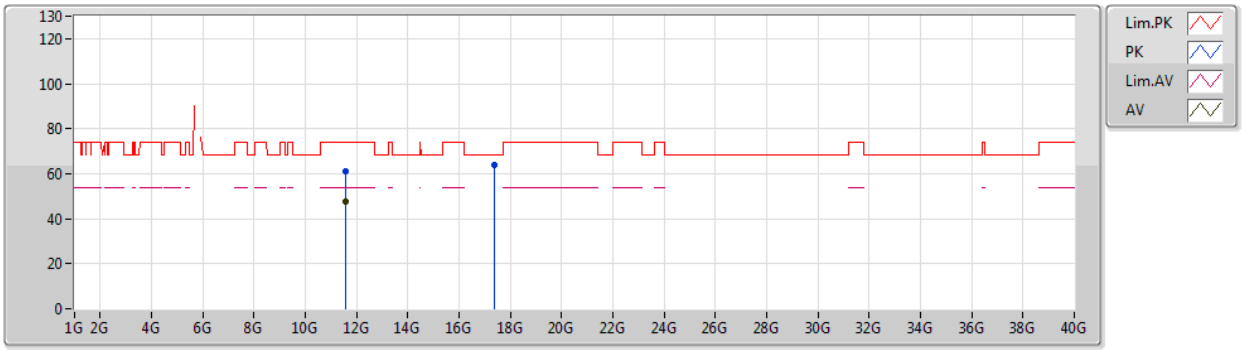

Type	Freq	Level	Limit	Margin	Factor	Dist	Condition	Azimuth	Height	Comment	Raw	AF	CL	PA
	(Hz)	(dBuV/m)	(dBuV/m)	(dB)	(dB)	(m)		(°)	(m)		(dBuV)	(dB)	(dB)	(dB)
AV	11.58988G	47.77	54.00	-6.23	15.69	3	Horizontal	330	1.54	-	32.08	39.49	10.73	34.53
PK	11.58976G	61.18	74.00	-12.82	15.69	3	Horizontal	330	1.54	-	45.49	39.49	10.73	34.53
PK	17.39028G	63.68	68.20	-4.52	22.67	3	Horizontal	354	1.49	-	41.01	42.58	13.95	33.86

802.11ax HEW80-BF_Nss1,(MCS0)_4TX

5210MHz_TX

03/10/2019

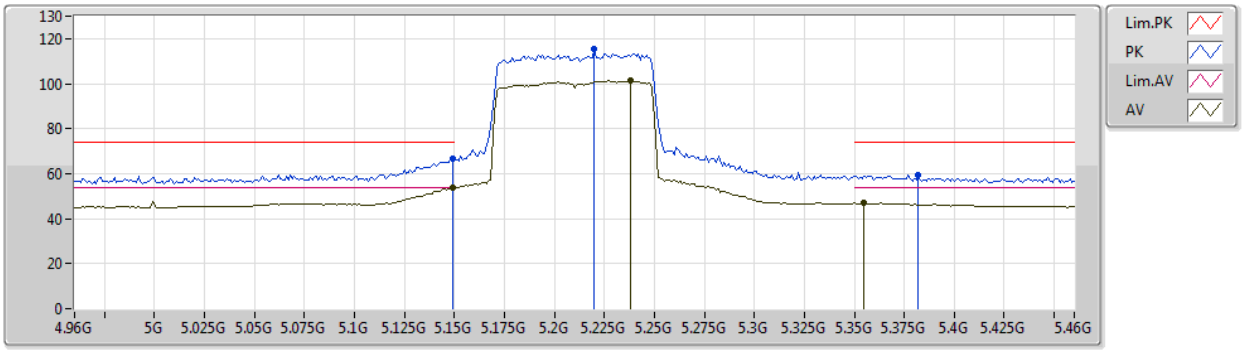

Type	Freq	Level	Limit	Margin	Factor	Dist	Condition	Azimuth	Height	Comment	Raw	AF	CL	PA
	(Hz)	(dBuV/m)	(dBuV/m)	(dB)	(dB)	(m)		(°)	(m)		(dBuV)	(dB)	(dB)	(dB)
AV	5.149G	53.82	54.00	-0.18	4.37	3	Vertical	209	1.82	-	49.45	31.76	7.04	34.43
AV	5.238G	101.32	Inf	-Inf	4.53	3	Vertical	209	1.82	-	96.79	31.80	7.15	34.42
AV	5.355G	47.02	54.00	-6.98	4.72	3	Vertical	209	1.82	-	42.30	31.84	7.29	34.41
PK	5.149G	66.49	74.00	-7.51	4.37	3	Vertical	209	1.82	-	62.12	31.76	7.04	34.43
PK	5.22G	115.46	Inf	-Inf	4.49	3	Vertical	209	1.82	-	110.97	31.79	7.12	34.42
PK	5.382G	59.45	74.00	-14.55	4.77	3	Vertical	209	1.82	-	54.68	31.85	7.33	34.41

802.11ax HEW80-BF_Nss1,(MCS0)_4TX

5210MHz_TX

03/10/2019

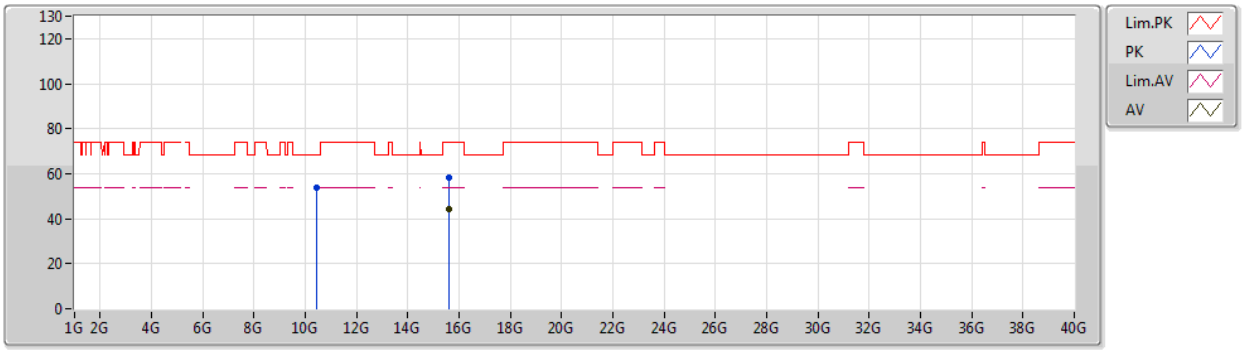

Type	Freq	Level	Limit	Margin	Factor	Dist	Condition	Azimuth	Height	Comment	Raw	AF	CL	PA
	(Hz)	(dBuV/m)	(dBuV/m)	(dB)	(dB)	(m)		(°)	(m)		(dBuV)	(dB)	(dB)	(dB)
AV	15.62058G	44.20	54.00	-9.80	16.74	3	Vertical	272	1.45	-	27.46	38.50	12.94	34.70
PK	10.42984G	53.76	68.20	-14.44	14.96	3	Vertical	191	1.47	-	38.80	39.46	10.34	34.84
PK	15.61968G	58.01	74.00	-15.99	16.75	3	Vertical	272	1.45	-	41.26	38.51	12.94	34.70

802.11ax HEW80-BF_Nss1,(MCS0)_4TX

5210MHz_TX

03/10/2019

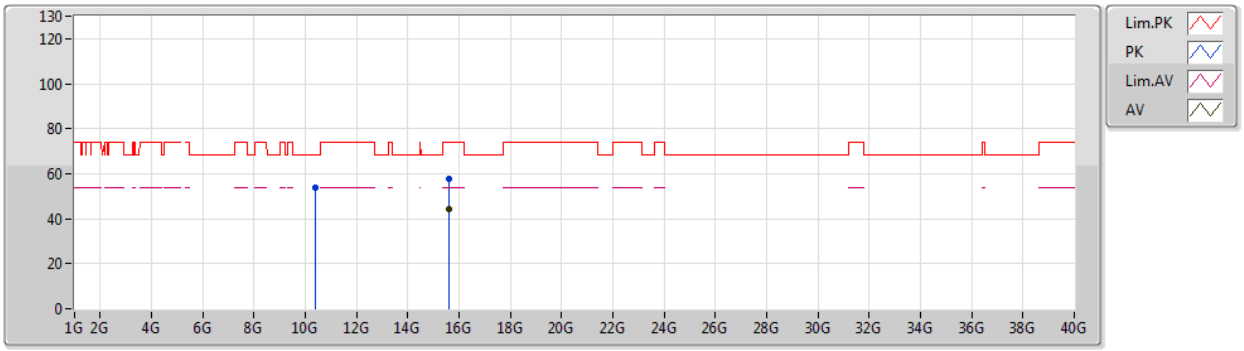

Type	Freq	Level	Limit	Margin	Factor	Dist	Condition	Azimuth	Height	Comment	Raw	AF	CL	PA
	(Hz)	(dBuV/m)	(dBuV/m)	(dB)	(dB)	(m)		(°)	(m)		(dBuV)	(dB)	(dB)	(dB)
AV	15.6189G	44.40	54.00	-9.60	16.75	3	Horizontal	43	1.74	-	27.65	38.51	12.94	34.70
PK	10.40674G	53.60	68.20	-14.60	14.91	3	Horizontal	327	1.89	-	38.69	39.43	10.34	34.86
PK	15.62208G	57.79	74.00	-16.21	16.74	3	Horizontal	43	1.74	-	41.05	38.50	12.94	34.70

802.11ax HEW80-BF_Nss1,(MCS0)_4TX

5775MHz_TX

03/10/2019

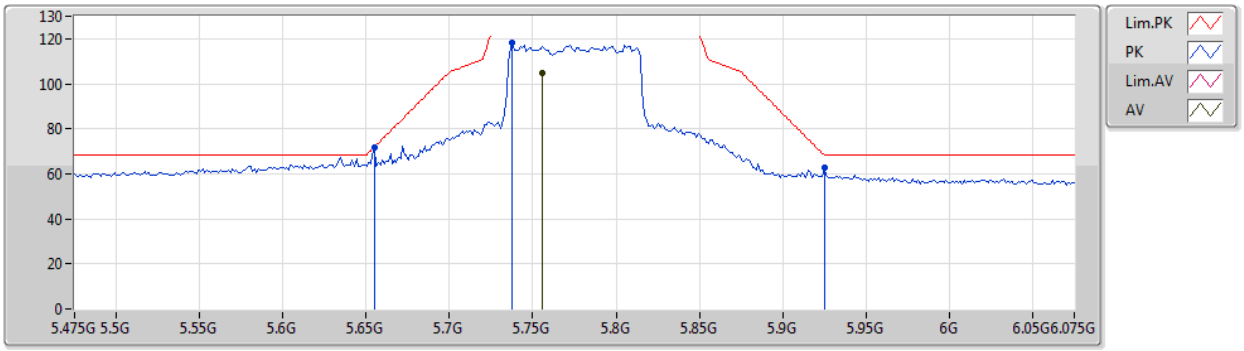

Type	Freq	Level	Limit	Margin	Factor	Dist	Condition	Azimuth	Height	Comment	Raw	AF	CL	PA
	(Hz)	(dBuV/m)	(dBuV/m)	(dB)	(dB)	(m)		(°)	(m)		(dBuV)	(dB)	(dB)	(dB)
AV	5.7558G	105.04	Inf	-Inf	5.43	3	Vertical	27	1.50	-	99.61	32.26	7.64	34.47
PK	5.655G	71.48	71.90	-0.42	5.26	3	Vertical	27	1.50	-	66.22	32.12	7.58	34.44
PK	5.7378G	118.17	Inf	-Inf	5.40	3	Vertical	27	1.50	-	112.77	32.23	7.63	34.46
PK	5.925G	62.83	68.20	-5.37	5.74	3	Vertical	27	1.50	-	57.09	32.50	7.75	34.51

802.11ax HEW80-BF_Nss1,(MCS0)_4TX

5775MHz_TX

03/10/2019

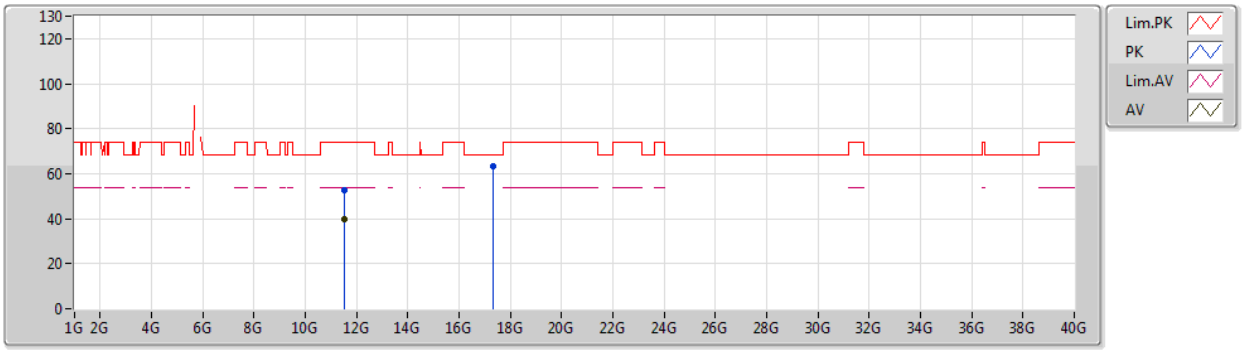

Type	Freq	Level	Limit	Margin	Factor	Dist	Condition	Azimuth	Height	Comment	Raw	AF	CL	PA
	(Hz)	(dBuV/m)	(dBuV/m)	(dB)	(dB)	(m)		(°)	(m)		(dBuV)	(dB)	(dB)	(dB)
AV	11.5383G	39.51	54.00	-14.49	15.74	3	Vertical	221	1.88	-	23.77	39.55	10.71	34.52
PK	11.5353G	52.79	74.00	-21.21	15.75	3	Vertical	221	1.88	-	37.04	39.56	10.70	34.51
PK	17.32878G	63.35	68.20	-4.85	22.28	3	Vertical	53	2.15	-	41.07	42.17	13.93	33.82

802.11ax HEW80-BF_Nss1,(MCS0)_4TX

5775MHz_TX

03/10/2019

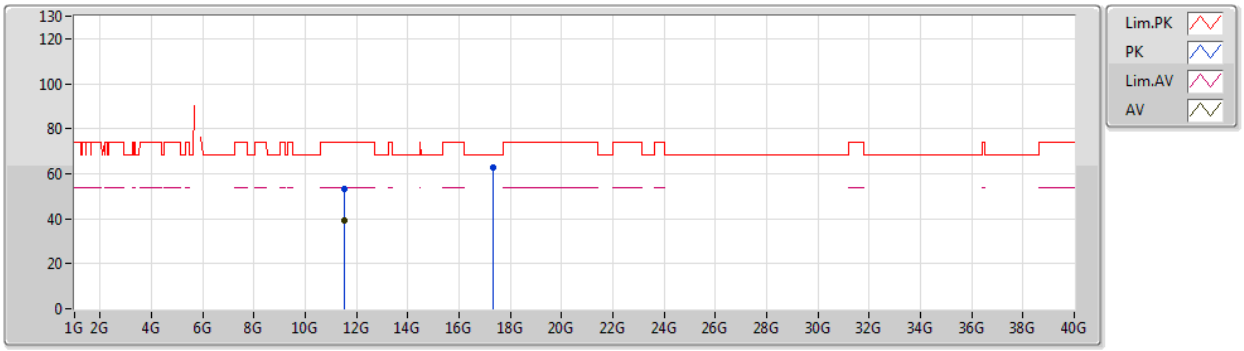

Type	Freq	Level	Limit	Margin	Factor	Dist	Condition	Azimuth	Height	Comment	Raw	AF	CL	PA
	(Hz)	(dBuV/m)	(dBuV/m)	(dB)	(dB)	(m)		(°)	(m)		(dBuV)	(dB)	(dB)	(dB)
AV	11.54916G	39.43	54.00	-14.57	15.73	3	Horizontal	314	1.68	-	23.70	39.54	10.71	34.52
PK	11.54544G	53.21	74.00	-20.79	15.74	3	Horizontal	314	1.68	-	37.47	39.55	10.71	34.52
PK	17.33562G	62.89	68.20	-5.31	22.32	3	Horizontal	59	1.37	-	40.57	42.22	13.93	33.83

Summary

Mode	Result	Type	Freq (Hz)	Level (dBuV/m)	Limit (dBuV/m)	Margin (dB)	Dist (m)	Condition	Azimuth (°)	Height (m)	Comments
5.725-5.85GHz	-	-	-	-	-	-	-	-	-	-	-
802.11ax HEW80-BF_Nss1,(MCS0)_2TX	Pass	QP	99.84M	41.57	43.50	-1.93	3	Horizontal	25	1.75	-

Result

Mode	Result	Type	Freq (Hz)	Level (dBuV/m)	Limit (dBuV/m)	Margin (dB)	Dist (m)	Condition	Azimuth (°)	Height (m)	Comments
802.11ax HEW80-BF_Nss1,(MCS0)_2TX	-	-	-	-	-	-	-	-	-	-	-
5775MHz	Pass	PK	146.4M	38.45	43.50	-5.05	3	Vertical	0	2.00	-
5775MHz	Pass	PK	249.22M	36.63	46.00	-9.37	3	Vertical	0	2.00	-
5775MHz	Pass	PK	412.18M	39.95	46.00	-6.05	3	Vertical	0	2.00	-
5775MHz	Pass	PK	538.28M	41.59	46.00	-4.41	3	Vertical	0	2.00	-
5775MHz	Pass	PK	586.78M	40.71	46.00	-5.29	3	Vertical	0	2.00	-
5775MHz	Pass	QP	99.84M	41.41	43.50	-2.09	3	Vertical	158	1.77	-
5775MHz	Pass	PK	249.22M	42.92	46.00	-3.08	3	Horizontal	360	1.00	-
5775MHz	Pass	PK	462.62M	37.11	46.00	-8.89	3	Horizontal	360	1.00	-
5775MHz	Pass	PK	487.84M	40.25	46.00	-5.75	3	Horizontal	360	1.00	-
5775MHz	Pass	PK	538.28M	42.70	46.00	-3.30	3	Horizontal	360	1.00	-
5775MHz	Pass	PK	561.56M	42.21	46.00	-3.79	3	Horizontal	360	1.00	-
5775MHz	Pass	QP	99.84M	41.57	43.50	-1.93	3	Horizontal	25	1.75	-

802.11ax HEW80-BF_Nss1,(MCS0)_2TX

5775MHz_PoE

15/10/2019

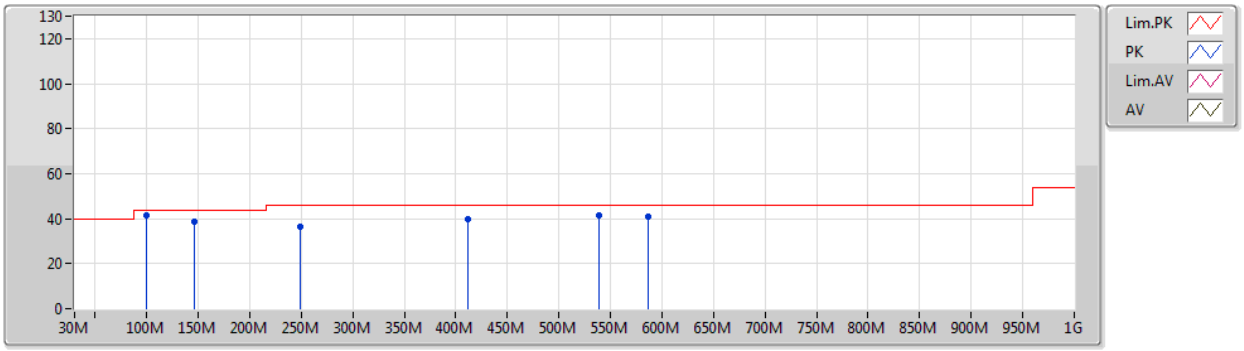

Type	Freq	Level	Limit	Margin	Factor	Dist	Condition	Azimuth	Height	Comment	Raw	AF	CL	PA
	(Hz)	(dBuV/m)	(dBuV/m)	(dB)	(dB)	(m)		(°)	(m)		(dBuV)	(dB)	(dB)	(dB)
PK	146.4M	38.45	43.50	-5.05	-19.23	3	Vertical	0	2.00	-	57.68	16.37	0.98	36.58
PK	249.22M	36.63	46.00	-9.37	-17.58	3	Vertical	0	2.00	-	54.21	17.55	1.29	36.42
PK	412.18M	39.95	46.00	-6.05	-13.65	3	Vertical	0	2.00	-	53.60	21.31	1.71	36.67
PK	538.28M	41.59	46.00	-4.41	-11.81	3	Vertical	0	2.00	-	53.40	23.24	1.98	37.03
PK	586.78M	40.71	46.00	-5.29	-10.57	3	Vertical	0	2.00	-	51.28	24.54	2.07	37.18
QP	99.84M	41.41	43.50	-2.09	-20.95	3	Vertical	158	1.77	-	62.36	15.02	0.81	36.78

802.11ax HEW80-BF_Nss1,(MCS0)_2TX

5775MHz_PoE

15/10/2019

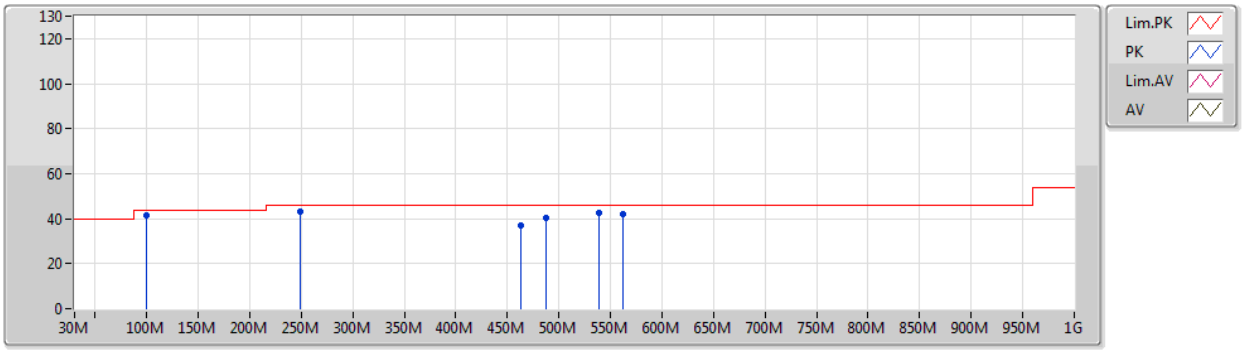

Type	Freq	Level	Limit	Margin	Factor	Dist	Condition	Azimuth	Height	Comment	Raw	AF	CL	PA
	(Hz)	(dBuV/m)	(dBuV/m)	(dB)	(dB)	(m)		(°)	(m)		(dBuV)	(dB)	(dB)	(dB)
PK	249.22M	42.92	46.00	-3.08	-17.58	3	Horizontal	360	1.00	-	60.50	17.55	1.29	36.42
PK	462.62M	37.11	46.00	-8.89	-12.55	3	Horizontal	360	1.00	-	49.66	22.42	1.84	36.81
PK	487.84M	40.25	46.00	-5.75	-12.22	3	Horizontal	360	1.00	-	52.47	22.79	1.87	36.88
PK	538.28M	42.70	46.00	-3.30	-11.81	3	Horizontal	360	1.00	-	54.51	23.24	1.98	37.03
PK	561.56M	42.21	46.00	-3.79	-9.99	3	Horizontal	360	1.00	-	52.20	25.08	2.03	37.10
QP	99.84M	41.57	43.50	-1.93	-20.95	3	Horizontal	25	1.75	-	62.52	15.02	0.81	36.78

Summary

Mode	Result	Type	Freq (Hz)	Level (dBuV/m)	Limit (dBuV/m)	Margin (dB)	Dist (m)	Condition	Azimuth (°)	Height (m)	Comments
5.15-5.25GHz	-	-	-	-	-	-	-	-	-	-	-
802.11ax HEW20-BF_Nss1,(MCS0)_2TX	Pass	AV	5.1494G	53.81	54.00	-0.19	3	Vertical	131	1.50	-
802.11ax HEW40-BF_Nss1,(MCS0)_2TX	Pass	AV	5.1496G	53.66	54.00	-0.34	3	Vertical	133	1.50	-
802.11ax HEW80-BF_Nss1,(MCS0)_2TX	Pass	AV	5.15G	53.75	54.00	-0.25	3	Vertical	314	1.63	-
5.725-5.85GHz	-	-	-	-	-	-	-	-	-	-	-
802.11ax HEW20-BF_Nss1,(MCS0)_2TX	Pass	PK	5.643G	68.06	68.20	-0.14	3	Vertical	33	1.70	-
802.11ax HEW40-BF_Nss1,(MCS0)_2TX	Pass	PK	5.6494G	67.96	68.20	-0.24	3	Vertical	36	1.75	-
802.11ax HEW80-BF_Nss1,(MCS0)_2TX	Pass	PK	5.6478G	67.84	68.20	-0.36	3	Vertical	307	1.68	-

Result

Mode	Result	Type	Freq (Hz)	Level (dBuV/m)	Limit (dBuV/m)	Margin (dB)	Dist (m)	Condition	Azimuth (°)	Height (m)	Comments
802.11ax HEW20-BF_Nss1,(MCS0)_2TX	-	-	-	-	-	-	-	-	-	-	-
5180MHz	Pass	AV	5.1494G	53.81	54.00	-0.19	3	Vertical	131	1.50	-
5180MHz	Pass	AV	5.179G	111.12	Inf	-Inf	3	Vertical	131	1.50	-
5180MHz	Pass	PK	5.145G	68.52	74.00	-5.48	3	Vertical	131	1.50	-
5180MHz	Pass	PK	5.178G	120.58	Inf	-Inf	3	Vertical	131	1.50	-
5180MHz	Pass	AV	3.88506G	46.10	54.00	-7.90	3	Vertical	23	1.50	-
5180MHz	Pass	PK	3.88511G	51.78	74.00	-22.22	3	Vertical	23	1.50	-
5180MHz	Pass	PK	10.36666G	60.43	68.20	-7.77	3	Vertical	167	1.50	-
5180MHz	Pass	AV	3.885G	49.11	54.00	-4.89	3	Horizontal	25	1.84	-
5180MHz	Pass	PK	3.88489G	53.15	74.00	-20.85	3	Horizontal	25	1.84	-
5180MHz	Pass	PK	10.36396G	59.74	68.20	-8.46	3	Horizontal	32	1.50	-
5200MHz	Pass	AV	5.0968G	53.34	54.00	-0.66	3	Vertical	327	1.73	-
5200MHz	Pass	AV	5.1964G	109.38	Inf	-Inf	3	Vertical	327	1.73	-
5200MHz	Pass	PK	5.0968G	63.39	74.00	-10.61	3	Vertical	327	1.73	-
5200MHz	Pass	PK	5.1982G	119.14	Inf	-Inf	3	Vertical	327	1.73	-
5200MHz	Pass	PK	3.46675G	53.60	68.20	-14.60	3	Vertical	37	1.66	-
5200MHz	Pass	PK	10.3901G	60.01	68.20	-8.19	3	Vertical	113	1.50	-
5200MHz	Pass	PK	3.46671G	56.44	68.20	-11.76	3	Horizontal	320	1.01	-
5200MHz	Pass	PK	10.4117G	59.74	68.20	-8.46	3	Horizontal	127	2.43	-
5240MHz	Pass	AV	5.144G	53.35	54.00	-0.65	3	Vertical	202	1.50	-
5240MHz	Pass	AV	5.2448G	109.78	Inf	-Inf	3	Vertical	202	1.50	-
5240MHz	Pass	AV	5.35G	50.91	54.00	-3.09	3	Vertical	202	1.50	-
5240MHz	Pass	PK	5.1452G	63.22	74.00	-10.78	3	Vertical	202	1.50	-
5240MHz	Pass	PK	5.2484G	118.63	Inf	-Inf	3	Vertical	202	1.50	-
5240MHz	Pass	PK	5.3666G	60.47	74.00	-13.53	3	Vertical	202	1.50	-
5240MHz	Pass	PK	3.4933G	51.84	68.20	-16.36	3	Vertical	31	1.50	-
5240MHz	Pass	PK	10.47942G	59.79	68.20	-8.41	3	Vertical	85	1.50	-
5240MHz	Pass	PK	3.49329G	55.80	68.20	-12.40	3	Horizontal	319	1.02	-
5240MHz	Pass	PK	10.47304G	59.60	68.20	-8.60	3	Horizontal	274	1.50	-
5745MHz	Pass	AV	5.7522G	116.25	Inf	-Inf	3	Vertical	33	1.70	-
5745MHz	Pass	PK	5.643G	68.06	68.20	-0.14	3	Vertical	33	1.70	-
5745MHz	Pass	PK	5.7534G	125.73	Inf	-Inf	3	Vertical	33	1.70	-
5745MHz	Pass	PK	5.9418G	63.28	68.20	-4.92	3	Vertical	33	1.70	-
5745MHz	Pass	AV	3.83G	45.57	54.00	-8.43	3	Vertical	21	1.49	-
5745MHz	Pass	AV	11.49128G	48.97	54.00	-5.03	3	Vertical	7	1.47	-
5745MHz	Pass	PK	3.82994G	51.48	74.00	-22.52	3	Vertical	21	1.49	-
5745MHz	Pass	PK	11.48845G	62.55	74.00	-11.45	3	Vertical	7	1.47	-
5745MHz	Pass	AV	3.83002G	46.17	54.00	-7.83	3	Horizontal	75	1.49	-
5745MHz	Pass	AV	11.49127G	48.70	54.00	-5.30	3	Horizontal	29	1.50	-
5745MHz	Pass	PK	3.83003G	51.62	74.00	-22.38	3	Horizontal	75	1.49	-
5745MHz	Pass	PK	11.48907G	62.22	74.00	-11.78	3	Horizontal	29	1.50	-
5785MHz	Pass	AV	5.7778G	120.03	Inf	-Inf	3	Vertical	35	1.65	-
5785MHz	Pass	PK	5.641G	65.14	68.20	-3.06	3	Vertical	35	1.65	-
5785MHz	Pass	PK	5.7778G	129.03	Inf	-Inf	3	Vertical	35	1.65	-
5785MHz	Pass	PK	5.9266G	67.52	68.20	-0.68	3	Vertical	35	1.65	-
5785MHz	Pass	AV	3.85669G	46.76	54.00	-7.24	3	Vertical	13	1.30	-
5785MHz	Pass	AV	11.5704G	49.26	54.00	-4.74	3	Vertical	347	1.50	-
5785MHz	Pass	PK	3.85668G	51.73	74.00	-22.27	3	Vertical	13	1.30	-

Remark :

Level (dBuV/m) = Raw(Read Level) + AF(Antenna Factor) + CL(Cable Loss) - PA(Preamp Factor)

Mode	Result	Type	Freq (Hz)	Level (dBuV/m)	Limit (dBuV/m)	Margin (dB)	Dist (m)	Condition	Azimuth (°)	Height (m)	Comments
5785MHz	Pass	PK	11.57091G	61.94	74.00	-12.06	3	Vertical	347	1.50	-
5785MHz	Pass	AV	3.85664G	46.84	54.00	-7.16	3	Horizontal	356	2.56	-
5785MHz	Pass	AV	11.5693G	49.01	54.00	-4.99	3	Horizontal	18	1.50	-
5785MHz	Pass	PK	3.8566G	51.54	74.00	-22.46	3	Horizontal	356	2.56	-
5785MHz	Pass	PK	11.5705G	62.32	74.00	-11.68	3	Horizontal	18	1.50	-
5825MHz	Pass	AV	5.8214G	116.70	Inf	-Inf	3	Vertical	142	1.50	-
5825MHz	Pass	PK	5.537G	63.24	68.20	-4.96	3	Vertical	142	1.50	-
5825MHz	Pass	PK	5.8178G	126.90	Inf	-Inf	3	Vertical	142	1.50	-
5825MHz	Pass	PK	5.9342G	67.51	68.20	-0.69	3	Vertical	142	1.50	-
5825MHz	Pass	AV	3.88335G	45.52	54.00	-8.48	3	Vertical	21	1.50	-
5825MHz	Pass	AV	11.65086G	49.07	54.00	-4.93	3	Vertical	32	1.00	-
5825MHz	Pass	PK	3.88344G	51.47	74.00	-22.53	3	Vertical	21	1.50	-
5825MHz	Pass	PK	11.65021G	60.86	74.00	-13.14	3	Vertical	32	1.00	-
5825MHz	Pass	AV	3.88336G	48.36	54.00	-5.64	3	Horizontal	23	1.87	-
5825MHz	Pass	AV	11.65073G	48.87	54.00	-5.13	3	Horizontal	32	1.00	-
5825MHz	Pass	PK	3.88328G	52.63	74.00	-21.37	3	Horizontal	23	1.87	-
5825MHz	Pass	PK	11.65064G	61.04	74.00	-12.96	3	Horizontal	32	1.00	-
802.11ax HEW40-BF_Nss1,(MCS0)_2TX	-	-	-	-	-	-	-	-	-	-	-
5190MHz	Pass	AV	5.1496G	53.66	54.00	-0.34	3	Vertical	133	1.50	-
5190MHz	Pass	AV	5.1784G	104.72	Inf	-Inf	3	Vertical	133	1.50	-
5190MHz	Pass	PK	5.1488G	63.23	74.00	-10.77	3	Vertical	133	1.50	-
5190MHz	Pass	PK	5.1772G	114.41	Inf	-Inf	3	Vertical	133	1.50	-
5190MHz	Pass	PK	3.4601G	52.52	68.20	-15.68	3	Vertical	38	1.50	-
5190MHz	Pass	PK	10.38074G	59.80	68.20	-8.40	3	Vertical	154	1.50	-
5190MHz	Pass	PK	3.46G	55.41	68.20	-12.79	3	Horizontal	317	1.02	-
5190MHz	Pass	PK	10.3799G	59.91	68.20	-8.29	3	Horizontal	62	1.50	-
5230MHz	Pass	AV	5.137G	53.47	54.00	-0.53	3	Vertical	35	1.50	-
5230MHz	Pass	AV	5.221G	109.38	Inf	-Inf	3	Vertical	35	1.50	-
5230MHz	Pass	AV	5.362G	52.09	54.00	-1.91	3	Vertical	35	1.50	-
5230MHz	Pass	PK	5.1358G	63.18	74.00	-10.82	3	Vertical	35	1.50	-
5230MHz	Pass	PK	5.2378G	117.62	Inf	-Inf	3	Vertical	35	1.50	-
5230MHz	Pass	PK	5.3662G	61.18	74.00	-12.82	3	Vertical	35	1.50	-
5230MHz	Pass	PK	3.48661G	52.66	68.20	-15.54	3	Vertical	33	1.60	-
5230MHz	Pass	PK	10.45959G	60.52	68.20	-7.68	3	Vertical	92	1.50	-
5230MHz	Pass	PK	3.48672G	55.53	68.20	-12.67	3	Horizontal	316	1.01	-
5230MHz	Pass	PK	10.45972G	60.02	68.20	-8.18	3	Horizontal	127	1.50	-
5755MHz	Pass	AV	5.743G	115.77	Inf	-Inf	3	Vertical	36	1.75	-
5755MHz	Pass	PK	5.6494G	67.96	68.20	-0.24	3	Vertical	36	1.75	-
5755MHz	Pass	PK	5.7658G	124.14	Inf	-Inf	3	Vertical	36	1.75	-
5755MHz	Pass	PK	5.9266G	64.20	68.20	-4.00	3	Vertical	36	1.75	-
5755MHz	Pass	AV	3.83669G	45.60	54.00	-8.40	3	Vertical	23	1.50	-
5755MHz	Pass	AV	11.51042G	49.08	54.00	-4.92	3	Vertical	21	2.31	-
5755MHz	Pass	PK	3.83669G	51.50	74.00	-22.50	3	Vertical	23	1.50	-
5755MHz	Pass	PK	11.5099G	64.19	74.00	-9.81	3	Vertical	21	2.31	-
5755MHz	Pass	AV	3.83669G	45.53	54.00	-8.47	3	Horizontal	357	1.50	-
5755MHz	Pass	AV	11.51006G	48.88	54.00	-5.12	3	Horizontal	19	1.50	-
5755MHz	Pass	PK	3.83651G	51.07	74.00	-22.93	3	Horizontal	357	1.50	-
5755MHz	Pass	PK	11.50995G	63.03	74.00	-10.97	3	Horizontal	19	1.50	-
5795MHz	Pass	AV	5.7842G	115.56	Inf	-Inf	3	Vertical	36	1.75	-

Remark :

Level (dBuV/m) = Raw(Read Level) + AF(Antenna Factor) + CL(Cable Loss) - PA(Preamp Factor)

Mode	Result	Type	Freq (Hz)	Level (dBuV/m)	Limit (dBuV/m)	Margin (dB)	Dist (m)	Condition	Azimuth (°)	Height (m)	Comments
5795MHz	Pass	PK	5.645G	64.61	68.20	-3.59	3	Vertical	36	1.75	-
5795MHz	Pass	PK	5.7962G	125.01	Inf	-Inf	3	Vertical	36	1.75	-
5795MHz	Pass	PK	5.9354G	67.88	68.20	-0.32	3	Vertical	36	1.75	-
5795MHz	Pass	AV	3.86333G	45.32	54.00	-8.68	3	Vertical	22	1.50	-
5795MHz	Pass	AV	11.58957G	49.17	54.00	-4.83	3	Vertical	20	2.31	-
5795MHz	Pass	PK	3.86334G	51.42	74.00	-22.58	3	Vertical	22	1.50	-
5795MHz	Pass	PK	11.59003G	64.20	74.00	-9.80	3	Vertical	20	2.31	-
5795MHz	Pass	AV	3.86332G	46.87	54.00	-7.13	3	Horizontal	26	2.17	-
5795MHz	Pass	AV	11.58994G	48.79	54.00	-5.21	3	Horizontal	20	1.56	-
5795MHz	Pass	PK	3.86324G	52.21	74.00	-21.79	3	Horizontal	26	2.17	-
5795MHz	Pass	PK	11.5898G	63.24	74.00	-10.76	3	Horizontal	20	1.56	-
802.11ax HEW80-BF_Nss1,(MCS0)_2TX	-	-	-	-	-	-	-	-	-	-	-
5210MHz	Pass	AV	5.15G	53.75	54.00	-0.25	3	Vertical	314	1.63	-
5210MHz	Pass	AV	5.1788G	101.59	Inf	-Inf	3	Vertical	314	1.63	-
5210MHz	Pass	AV	5.3588G	51.04	54.00	-2.96	3	Vertical	314	1.63	-
5210MHz	Pass	PK	5.1464G	63.60	74.00	-10.40	3	Vertical	314	1.63	-
5210MHz	Pass	PK	5.2004G	111.34	Inf	-Inf	3	Vertical	314	1.63	-
5210MHz	Pass	PK	5.486G	61.02	68.20	-7.18	3	Vertical	314	1.63	-
5210MHz	Pass	PK	3.47344G	53.06	68.20	-15.14	3	Vertical	42	1.50	-
5210MHz	Pass	PK	10.42026G	60.64	68.20	-7.56	3	Vertical	40	2.23	-
5210MHz	Pass	PK	3.47323G	55.38	68.20	-12.82	3	Horizontal	320	1.11	-
5210MHz	Pass	PK	10.41963G	60.29	68.20	-7.91	3	Horizontal	2	1.50	-
5775MHz	Pass	AV	5.7498G	110.69	Inf	-Inf	3	Vertical	307	1.68	-
5775MHz	Pass	PK	5.6478G	67.84	68.20	-0.36	3	Vertical	307	1.68	-
5775MHz	Pass	PK	5.739G	119.01	Inf	-Inf	3	Vertical	307	1.68	-
5775MHz	Pass	PK	5.9274G	65.09	68.20	-3.11	3	Vertical	307	1.68	-
5775MHz	Pass	AV	3.85G	46.35	54.00	-7.65	3	Vertical	19	1.38	-
5775MHz	Pass	AV	11.54994G	47.09	54.00	-6.91	3	Vertical	354	1.26	-
5775MHz	Pass	PK	3.8499G	52.72	74.00	-21.28	3	Vertical	19	1.38	-
5775MHz	Pass	PK	11.54935G	60.97	74.00	-13.03	3	Vertical	354	1.26	-
5775MHz	Pass	AV	3.84999G	45.33	54.00	-8.67	3	Horizontal	359	1.50	-
5775MHz	Pass	AV	11.55055G	47.40	54.00	-6.60	3	Horizontal	23	1.58	-
5775MHz	Pass	PK	3.85006G	51.15	74.00	-22.85	3	Horizontal	359	1.50	-
5775MHz	Pass	PK	11.55034G	60.55	74.00	-13.45	3	Horizontal	23	1.58	-

802.11ax HEW20-BF_Nss1,(MCS0)_2TX

5180MHz_TX

09/10/2019

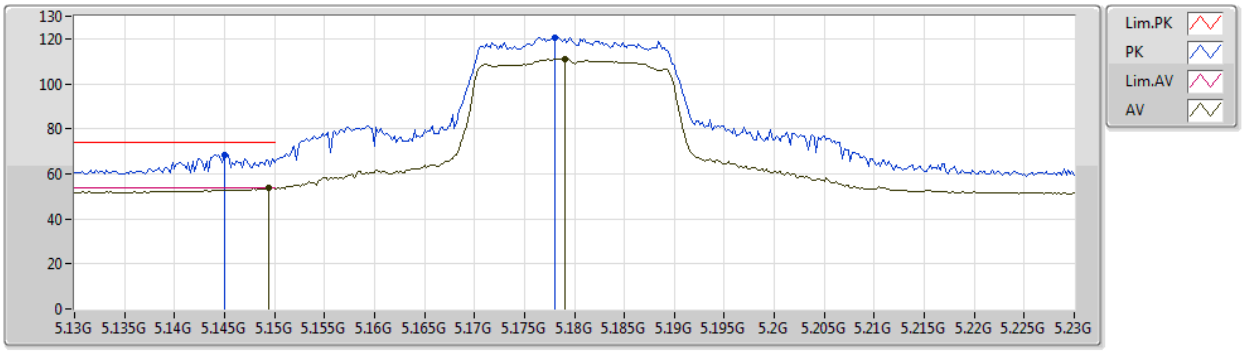

Type	Freq	Level	Limit	Margin	Factor	Dist	Condition	Azimuth	Height	Comment	Raw	AF	CL	PA
	(Hz)	(dBuV/m)	(dBuV/m)	(dB)	(dB)	(m)		(°)	(m)		(dBuV)	(dB)	(dB)	(dB)
AV	5.1494G	53.81	54.00	-0.19	7.83	3	Vertical	131	1.50	-	45.98	31.80	10.08	34.05
AV	5.179G	111.12	Inf	-Inf	7.71	3	Vertical	131	1.50	-	103.41	31.68	10.08	34.05
PK	5.145G	68.52	74.00	-5.48	7.85	3	Vertical	131	1.50	-	60.67	31.82	10.08	34.05
PK	5.178G	120.58	Inf	-Inf	7.72	3	Vertical	131	1.50	-	112.86	31.69	10.08	34.05

802.11ax HEW20-BF_Nss1,(MCS0)_2TX

5180MHz_TX

09/10/2019

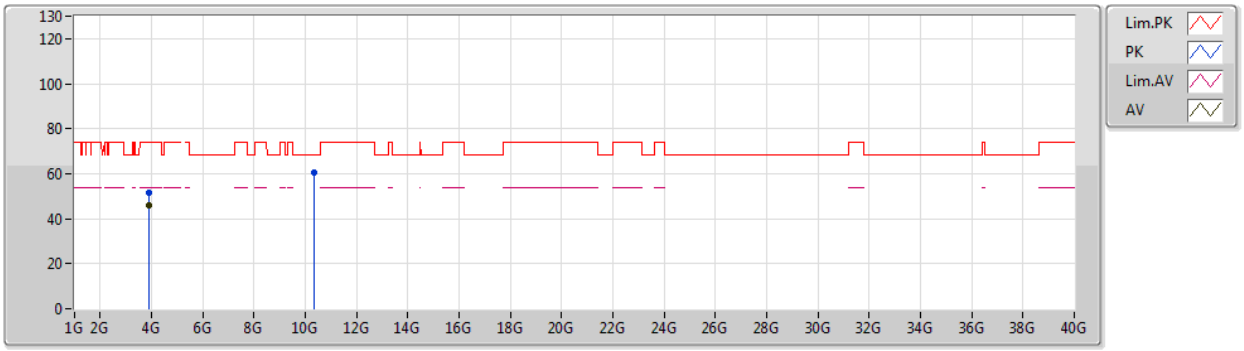

Type	Freq	Level	Limit	Margin	Factor	Dist	Condition	Azimuth	Height	Comment	Raw	AF	CL	PA
	(Hz)	(dBuV/m)	(dBuV/m)	(dB)	(dB)	(m)		(°)	(m)		(dBuV)	(dB)	(dB)	(dB)
AV	3.88506G	46.10	54.00	-7.90	5.13	3	Vertical	23	1.50	-	40.97	29.56	9.57	34.00
PK	3.88511G	51.78	74.00	-22.22	5.13	3	Vertical	23	1.50	-	46.65	29.56	9.57	34.00
PK	10.36666G	60.43	68.20	-7.77	17.81	3	Vertical	167	1.50	-	42.62	39.38	12.97	34.54

802.11ax HEW20-BF_Nss1,(MCS0)_2TX

5180MHz_TX

09/10/2019

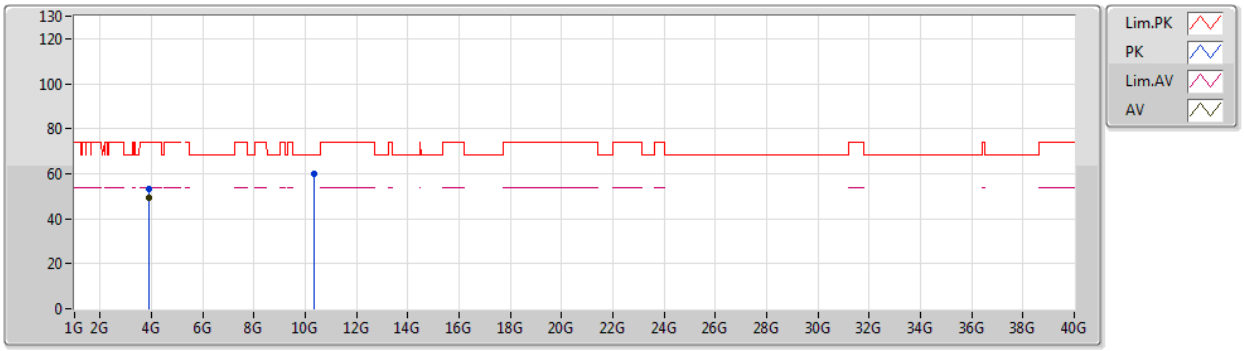

Type	Freq	Level	Limit	Margin	Factor	Dist	Condition	Azimuth	Height	Comment	Raw	AF	CL	PA
	(Hz)	(dBuV/m)	(dBuV/m)	(dB)	(dB)	(m)		(°)	(m)		(dBuV)	(dB)	(dB)	(dB)
AV	3.885G	49.11	54.00	-4.89	5.13	3	Horizontal	25	1.84	-	43.98	29.56	9.57	34.00
PK	3.88489G	53.15	74.00	-20.85	5.12	3	Horizontal	25	1.84	-	48.03	29.55	9.57	34.00
PK	10.36396G	59.74	68.20	-8.46	17.80	3	Horizontal	32	1.50	-	41.94	39.37	12.97	34.54

802.11ax HEW20-BF_Nss1,(MCS0)_2TX

5200MHz_TX

09/10/2019

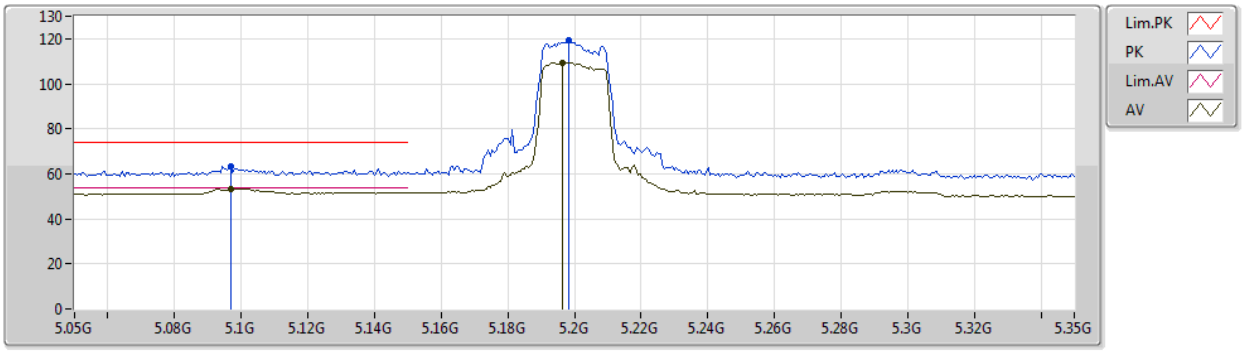

Type	Freq	Level	Limit	Margin	Factor	Dist	Condition	Azimuth	Height	Comment	Raw	AF	CL	PA
	(Hz)	(dBuV/m)	(dBuV/m)	(dB)	(dB)	(m)		(°)	(m)		(dBuV)	(dB)	(dB)	(dB)
AV	5.0968G	53.34	54.00	-0.66	8.01	3	Vertical	327	1.73	-	45.33	31.98	10.08	34.05
AV	5.1964G	109.38	Inf	-Inf	7.64	3	Vertical	327	1.73	-	101.74	31.61	10.08	34.05
PK	5.0968G	63.39	74.00	-10.61	8.01	3	Vertical	327	1.73	-	55.38	31.98	10.08	34.05
PK	5.1982G	119.14	Inf	-Inf	7.64	3	Vertical	327	1.73	-	111.50	31.61	10.08	34.05

802.11ax HEW20-BF_Nss1,(MCS0)_2TX

5200MHz_TX

09/10/2019

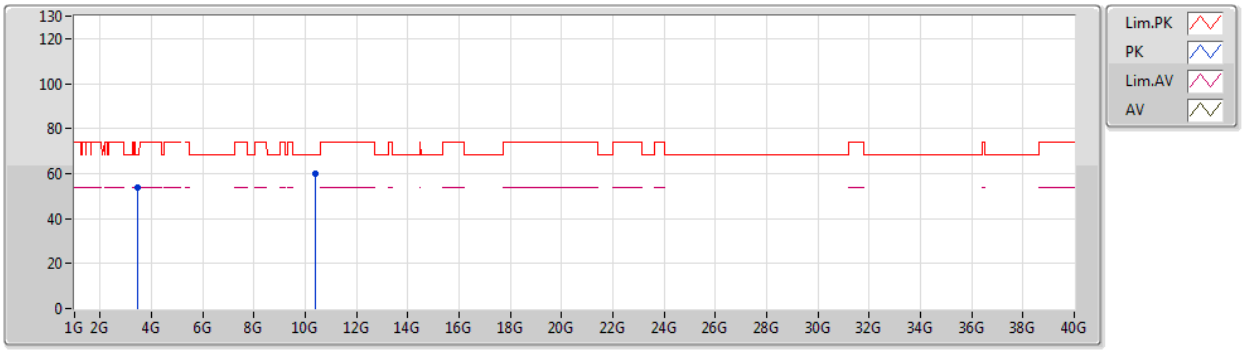

Type	Freq	Level	Limit	Margin	Factor	Dist	Condition	Azimuth	Height	Comment	Raw	AF	CL	PA
	(Hz)	(dBuV/m)	(dBuV/m)	(dB)	(dB)	(m)		(°)	(m)		(dBuV)	(dB)	(dB)	(dB)
PK	3.46675G	53.60	68.20	-14.60	3.98	3	Vertical	37	1.66	-	49.62	28.53	9.47	34.02
PK	10.3901G	60.01	68.20	-8.19	17.86	3	Vertical	113	1.50	-	42.15	39.41	12.98	34.53

802.11ax HEW20-BF_Nss1,(MCS0)_2TX

5200MHz_TX

09/10/2019

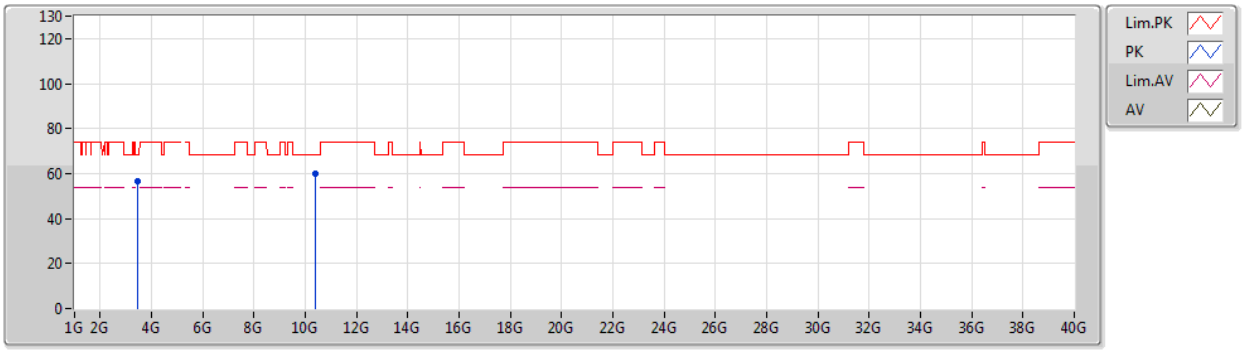

Type	Freq	Level	Limit	Margin	Factor	Dist	Condition	Azimuth	Height	Comment	Raw	AF	CL	PA
	(Hz)	(dBuV/m)	(dBuV/m)	(dB)	(dB)	(m)		(°)	(m)		(dBuV)	(dB)	(dB)	(dB)
PK	3.46671G	56.44	68.20	-11.76	3.98	3	Horizontal	320	1.01	-	52.46	28.53	9.47	34.02
PK	10.4117G	59.74	68.20	-8.46	17.92	3	Horizontal	127	2.43	-	41.82	39.44	12.99	34.51

802.11ax HEW20-BF_Nss1,(MCS0)_2TX

5240MHz_TX

09/10/2019

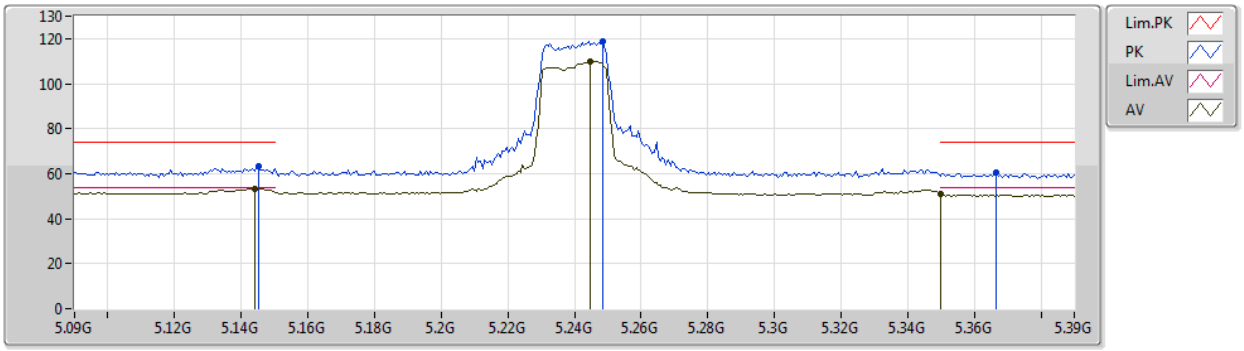

Type	Freq	Level	Limit	Margin	Factor	Dist	Condition	Azimuth	Height	Comment	Raw	AF	CL	PA
	(Hz)	(dBuV/m)	(dBuV/m)	(dB)	(dB)	(m)		(°)	(m)		(dBuV)	(dB)	(dB)	(dB)
AV	5.144G	53.35	54.00	-0.65	7.85	3	Vertical	202	1.50	-	45.50	31.82	10.08	34.05
AV	5.2448G	109.78	Inf	-Inf	7.47	3	Vertical	202	1.50	-	102.31	31.42	10.10	34.05
AV	5.35G	50.91	54.00	-3.09	7.45	3	Vertical	202	1.50	-	43.46	31.35	10.16	34.06
PK	5.1452G	63.22	74.00	-10.78	7.85	3	Vertical	202	1.50	-	55.37	31.82	10.08	34.05
PK	5.2484G	118.63	Inf	-Inf	7.46	3	Vertical	202	1.50	-	111.17	31.41	10.10	34.05
PK	5.3666G	60.47	74.00	-13.53	7.51	3	Vertical	202	1.50	-	52.96	31.40	10.17	34.06

802.11ax HEW20-BF_Nss1,(MCS0)_2TX

5240MHz_TX

09/10/2019

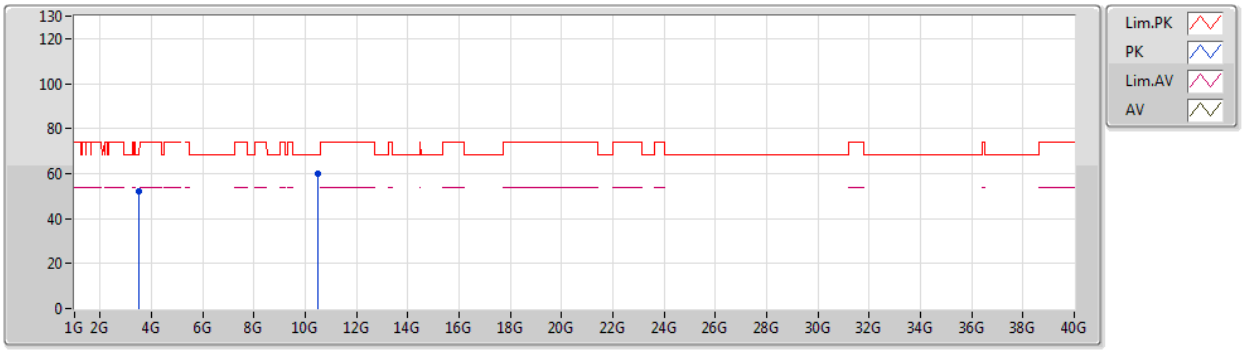

Type	Freq	Level	Limit	Margin	Factor	Dist	Condition	Azimuth	Height	Comment	Raw	AF	CL	PA
	(Hz)	(dBuV/m)	(dBuV/m)	(dB)	(dB)	(m)		(°)	(m)		(dBuV)	(dB)	(dB)	(dB)
PK	3.4933G	51.84	68.20	-16.36	4.13	3	Vertical	31	1.50	-	47.71	28.67	9.48	34.02
PK	10.47942G	59.79	68.20	-8.41	18.08	3	Vertical	85	1.50	-	41.71	39.52	13.03	34.47

802.11ax HEW20-BF_Nss1,(MCS0)_2TX

5240MHz_TX

09/10/2019

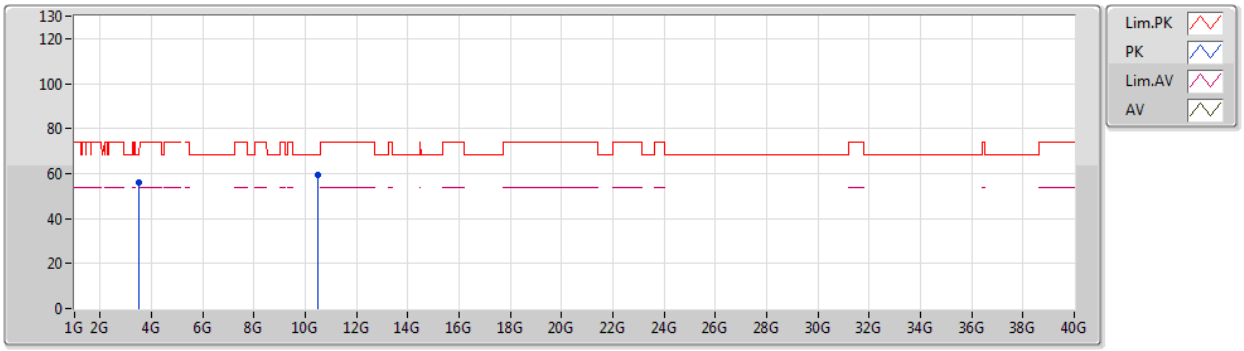

Type	Freq	Level	Limit	Margin	Factor	Dist	Condition	Azimuth	Height	Comment	Raw	AF	CL	PA
	(Hz)	(dBuV/m)	(dBuV/m)	(dB)	(dB)	(m)		(°)	(m)		(dBuV)	(dB)	(dB)	(dB)
PK	3.49329G	55.80	68.20	-12.40	4.13	3	Horizontal	319	1.02	-	51.67	28.67	9.48	34.02
PK	10.47304G	59.60	68.20	-8.60	18.06	3	Horizontal	274	1.50	-	41.54	39.51	13.03	34.48

802.11ax HEW20-BF_Nss1,(MCS0)_2TX

5745MHz_TX

09/10/2019

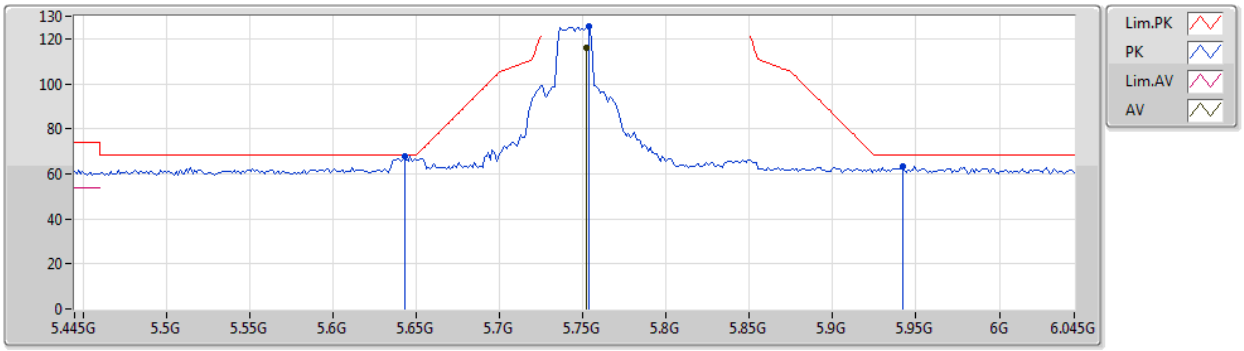

Type	Freq	Level	Limit	Margin	Factor	Dist	Condition	Azimuth	Height	Comment	Raw	AF	CL	PA
	(Hz)	(dBuV/m)	(dBuV/m)	(dB)	(dB)	(m)		(°)	(m)		(dBuV)	(dB)	(dB)	(dB)
AV	5.7522G	116.25	Inf	-Inf	8.31	3	Vertical	33	1.70	-	107.94	31.96	10.43	34.08
PK	5.643G	68.06	68.20	-0.14	7.92	3	Vertical	33	1.70	-	60.14	31.69	10.30	34.07
PK	5.7534G	125.73	Inf	-Inf	8.31	3	Vertical	33	1.70	-	117.42	31.96	10.43	34.08
PK	5.9418G	63.28	68.20	-4.92	8.88	3	Vertical	33	1.70	-	54.40	32.40	10.56	34.08

802.11ax HEW20-BF_Nss1,(MCS0)_2TX

5745MHz_TX

09/10/2019

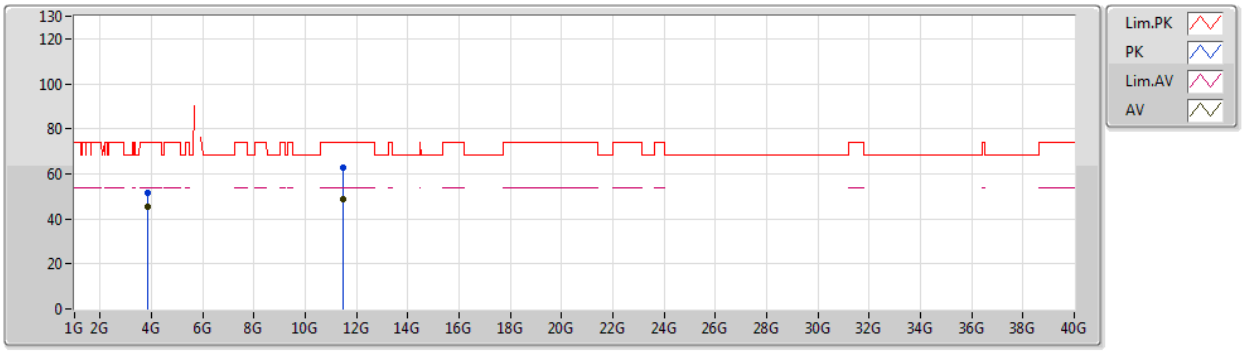

Type	Freq	Level	Limit	Margin	Factor	Dist	Condition	Azimuth	Height	Comment	Raw	AF	CL	PA
	(Hz)	(dBuV/m)	(dBuV/m)	(dB)	(dB)	(m)		(°)	(m)		(dBuV)	(dB)	(dB)	(dB)
AV	3.83G	45.57	54.00	-8.43	4.92	3	Vertical	21	1.49	-	40.65	29.39	9.53	34.00
AV	11.49128G	48.97	54.00	-5.03	18.99	3	Vertical	7	1.47	-	29.98	39.56	13.62	34.19
PK	3.82994G	51.48	74.00	-22.52	4.92	3	Vertical	21	1.49	-	46.56	29.39	9.53	34.00
PK	11.48845G	62.55	74.00	-11.45	19.00	3	Vertical	7	1.47	-	43.55	39.57	13.62	34.19

802.11ax HEW20-BF_Nss1,(MCS0)_2TX

5745MHz_TX

09/10/2019

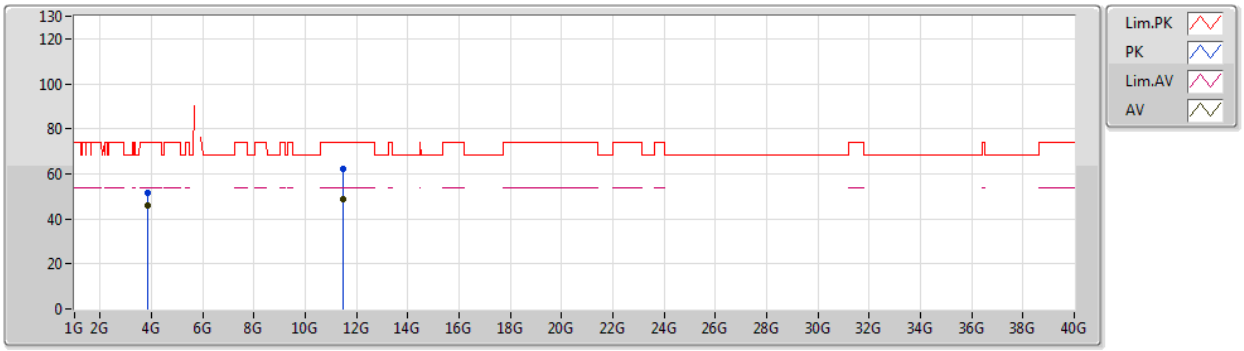

Type	Freq	Level	Limit	Margin	Factor	Dist	Condition	Azimuth	Height	Comment	Raw	AF	CL	PA
	(Hz)	(dBuV/m)	(dBuV/m)	(dB)	(dB)	(m)		(°)	(m)		(dBuV)	(dB)	(dB)	(dB)
AV	3.83002G	46.17	54.00	-7.83	4.92	3	Horizontal	75	1.49	-	41.25	29.39	9.53	34.00
AV	11.49127G	48.70	54.00	-5.30	18.99	3	Horizontal	29	1.50	-	29.71	39.56	13.62	34.19
PK	3.83003G	51.62	74.00	-22.38	4.92	3	Horizontal	75	1.49	-	46.70	29.39	9.53	34.00
PK	11.48907G	62.22	74.00	-11.78	18.99	3	Horizontal	29	1.50	-	43.23	39.56	13.62	34.19

802.11ax HEW20-BF_Nss1,(MCS0)_2TX

5785MHz_TX

09/10/2019

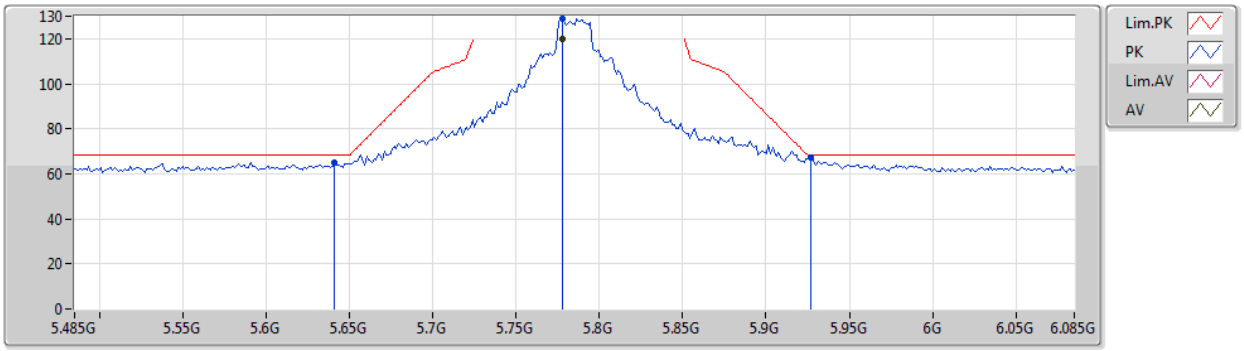

Type	Freq	Level	Limit	Margin	Factor	Dist	Condition	Azimuth	Height	Comment	Raw	AF	CL	PA
	(Hz)	(dBuV/m)	(dBuV/m)	(dB)	(dB)	(m)		(°)	(m)		(dBuV)	(dB)	(dB)	(dB)
AV	5.7778G	120.03	Inf	-Inf	8.41	3	Vertical	35	1.65	-	111.62	32.03	10.46	34.08
PK	5.641G	65.14	68.20	-3.06	7.90	3	Vertical	35	1.65	-	57.24	31.68	10.29	34.07
PK	5.7778G	129.03	Inf	-Inf	8.41	3	Vertical	35	1.65	-	120.62	32.03	10.46	34.08
PK	5.9266G	67.52	68.20	-0.68	8.87	3	Vertical	35	1.65	-	58.65	32.40	10.55	34.08

802.11ax HEW20-BF_Nss1,(MCS0)_2TX

5785MHz_TX

09/10/2019

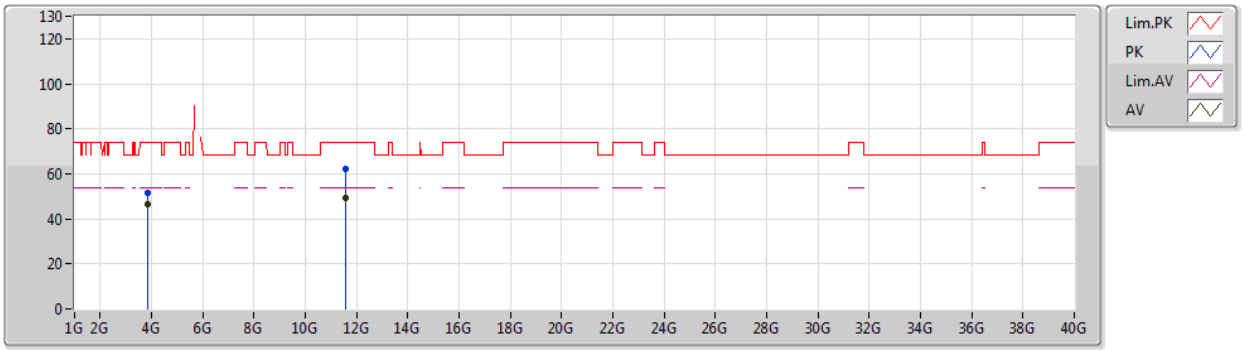

Type	Freq	Level	Limit	Margin	Factor	Dist	Condition	Azimuth	Height	Comment	Raw	AF	CL	PA
	(Hz)	(dBuV/m)	(dBuV/m)	(dB)	(dB)	(m)		(°)	(m)		(dBuV)	(dB)	(dB)	(dB)
AV	3.85669G	46.76	54.00	-7.24	5.02	3	Vertical	13	1.30	-	41.74	29.47	9.55	34.00
AV	11.5704G	49.26	54.00	-4.74	18.94	3	Vertical	347	1.50	-	30.32	39.46	13.67	34.19
PK	3.85668G	51.73	74.00	-22.27	5.02	3	Vertical	13	1.30	-	46.71	29.47	9.55	34.00
PK	11.57091G	61.94	74.00	-12.06	18.94	3	Vertical	347	1.50	-	43.00	39.46	13.67	34.19

802.11ax HEW20-BF_Nss1,(MCS0)_2TX

5785MHz_TX

09/10/2019

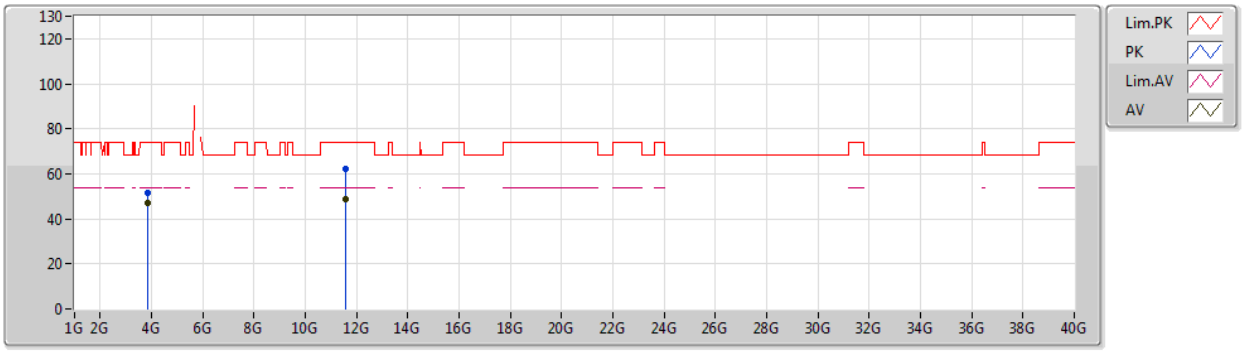

Type	Freq	Level	Limit	Margin	Factor	Dist	Condition	Azimuth	Height	Comment	Raw	AF	CL	PA
	(Hz)	(dBuV/m)	(dBuV/m)	(dB)	(dB)	(m)		(°)	(m)		(dBuV)	(dB)	(dB)	(dB)
AV	3.85664G	46.84	54.00	-7.16	5.02	3	Horizontal	356	2.56	-	41.82	29.47	9.55	34.00
AV	11.5693G	49.01	54.00	-4.99	18.93	3	Horizontal	18	1.50	-	30.08	39.46	13.66	34.19
PK	3.8566G	51.54	74.00	-22.46	5.02	3	Horizontal	356	2.56	-	46.52	29.47	9.55	34.00
PK	11.5705G	62.32	74.00	-11.68	18.94	3	Horizontal	18	1.50	-	43.38	39.46	13.67	34.19

802.11ax HEW20-BF_Nss1,(MCS0)_2TX

5825MHz_TX

09/10/2019

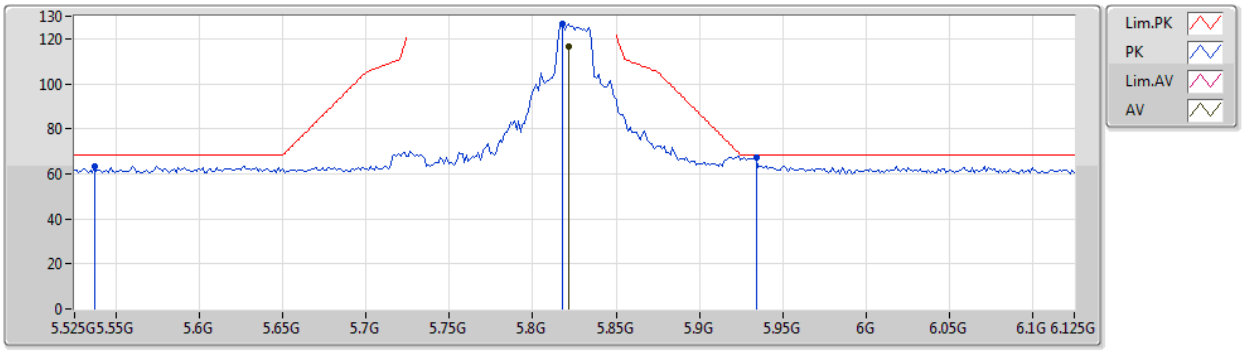

Type	Freq	Level	Limit	Margin	Factor	Dist	Condition	Azimuth	Height	Comment	Raw	AF	CL	PA
	(Hz)	(dBuV/m)	(dBuV/m)	(dB)	(dB)	(m)		(°)	(m)		(dBuV)	(dB)	(dB)	(dB)
AV	5.8214G	116.70	Inf	-Inf	8.58	3	Vertical	142	1.50	-	108.12	32.16	10.50	34.08
PK	5.537G	63.24	68.20	-4.96	7.89	3	Vertical	142	1.50	-	55.35	31.73	10.23	34.07
PK	5.8178G	126.90	Inf	-Inf	8.57	3	Vertical	142	1.50	-	118.33	32.15	10.50	34.08
PK	5.9342G	67.51	68.20	-0.69	8.87	3	Vertical	142	1.50	-	58.64	32.40	10.55	34.08

802.11ax HEW20-BF_Nss1,(MCS0)_2TX

5825MHz_TX

09/10/2019

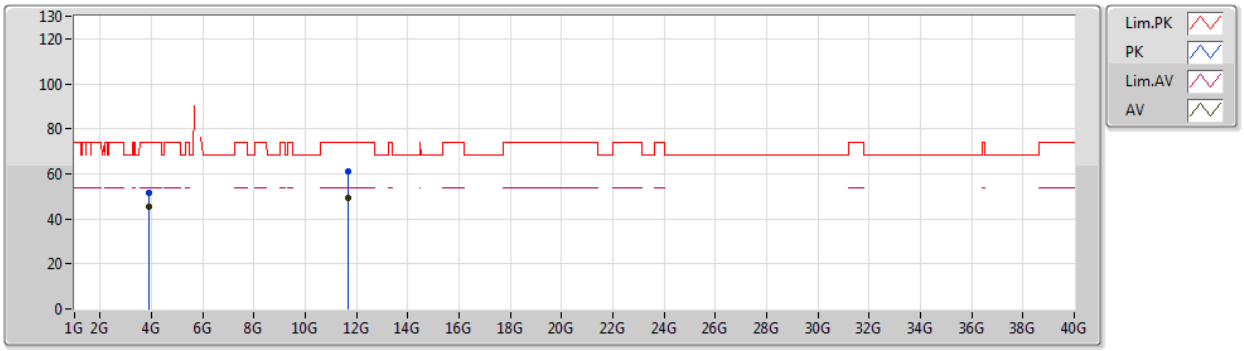

Type	Freq	Level	Limit	Margin	Factor	Dist	Condition	Azimuth	Height	Comment	Raw	AF	CL	PA
	(Hz)	(dBuV/m)	(dBuV/m)	(dB)	(dB)	(m)		(°)	(m)		(dBuV)	(dB)	(dB)	(dB)
AV	3.88335G	45.52	54.00	-8.48	5.12	3	Vertical	21	1.50	-	40.40	29.55	9.57	34.00
AV	11.65086G	49.07	54.00	-4.93	18.86	3	Vertical	32	1.00	-	30.21	39.35	13.71	34.20
PK	3.88344G	51.47	74.00	-22.53	5.12	3	Vertical	21	1.50	-	46.35	29.55	9.57	34.00
PK	11.65021G	60.86	74.00	-13.14	18.86	3	Vertical	32	1.00	-	42.00	39.35	13.71	34.20

802.11ax HEW20-BF_Nss1,(MCS0)_2TX

5825MHz_TX

09/10/2019

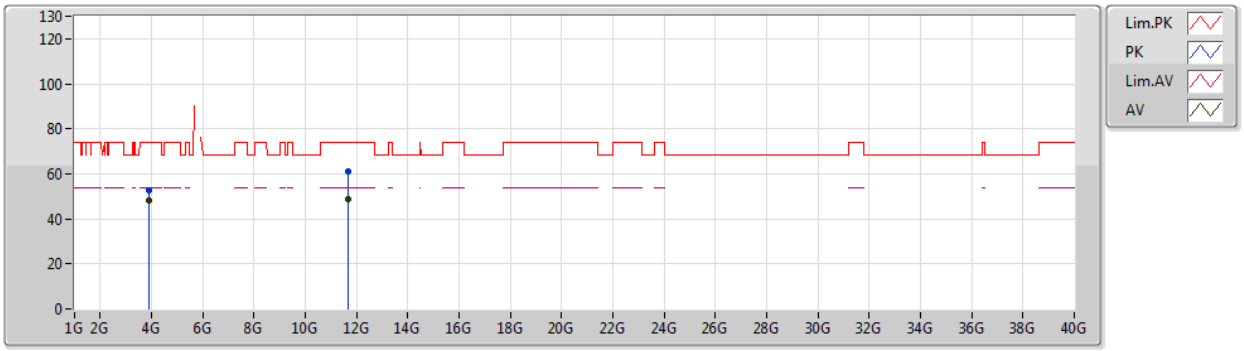

Type	Freq	Level	Limit	Margin	Factor	Dist	Condition	Azimuth	Height	Comment	Raw	AF	CL	PA
	(Hz)	(dBuV/m)	(dBuV/m)	(dB)	(dB)	(m)		(°)	(m)		(dBuV)	(dB)	(dB)	(dB)
AV	3.88336G	48.36	54.00	-5.64	5.12	3	Horizontal	23	1.87	-	43.24	29.55	9.57	34.00
AV	11.65073G	48.87	54.00	-5.13	18.86	3	Horizontal	32	1.00	-	30.01	39.35	13.71	34.20
PK	3.88328G	52.63	74.00	-21.37	5.12	3	Horizontal	23	1.87	-	47.51	29.55	9.57	34.00
PK	11.65064G	61.04	74.00	-12.96	18.86	3	Horizontal	32	1.00	-	42.18	39.35	13.71	34.20

802.11ax HEW40-BF_Nss1,(MCS0)_2TX

5190MHz_TX

09/10/2019

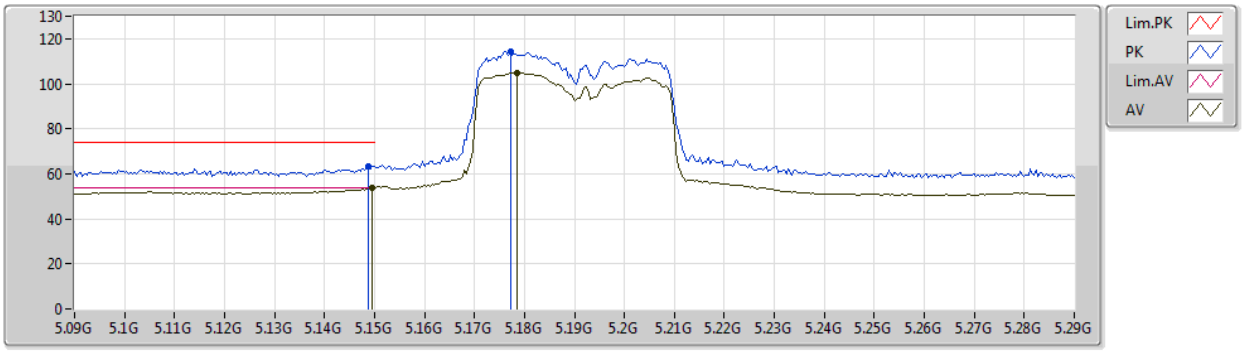

Type	Freq	Level	Limit	Margin	Factor	Dist	Condition	Azimuth	Height	Comment	Raw	AF	CL	PA
	(Hz)	(dBuV/m)	(dBuV/m)	(dB)	(dB)	(m)		(°)	(m)		(dBuV)	(dB)	(dB)	(dB)
AV	5.1496G	53.66	54.00	-0.34	7.83	3	Vertical	133	1.50	-	45.83	31.80	10.08	34.05
AV	5.1784G	104.72	Inf	-Inf	7.72	3	Vertical	133	1.50	-	97.00	31.69	10.08	34.05
PK	5.1488G	63.23	74.00	-10.77	7.83	3	Vertical	133	1.50	-	55.40	31.80	10.08	34.05
PK	5.1772G	114.41	Inf	-Inf	7.72	3	Vertical	133	1.50	-	106.69	31.69	10.08	34.05

802.11ax HEW40-BF_Nss1,(MCS0)_2TX

5190MHz_TX

09/10/2019

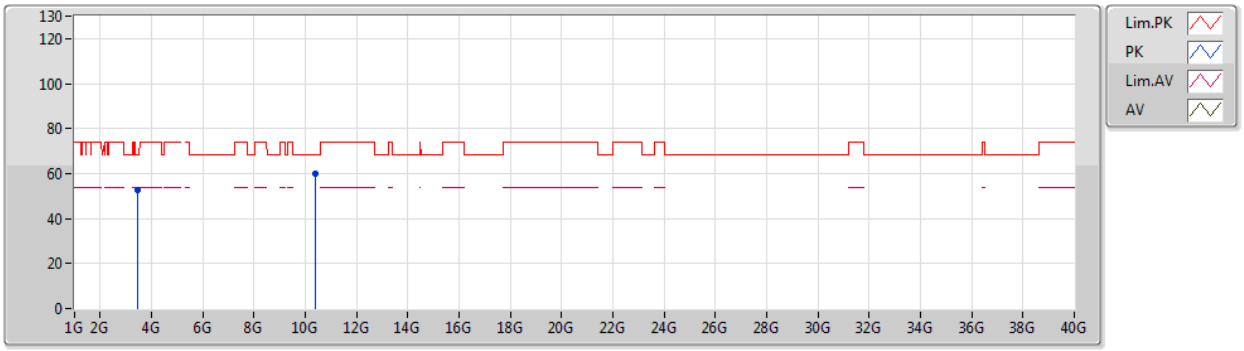

Type	Freq	Level	Limit	Margin	Factor	Dist	Condition	Azimuth	Height	Comment	Raw	AF	CL	PA
	(Hz)	(dBuV/m)	(dBuV/m)	(dB)	(dB)	(m)		(°)	(m)		(dBuV)	(dB)	(dB)	(dB)
PK	3.4601G	52.52	68.20	-15.68	3.95	3	Vertical	38	1.50	-	48.57	28.50	9.47	34.02
PK	10.38074G	59.80	68.20	-8.40	17.84	3	Vertical	154	1.50	-	41.96	39.39	12.98	34.53

802.11ax HEW40-BF_Nss1,(MCS0)_2TX

5190MHz_TX

09/10/2019

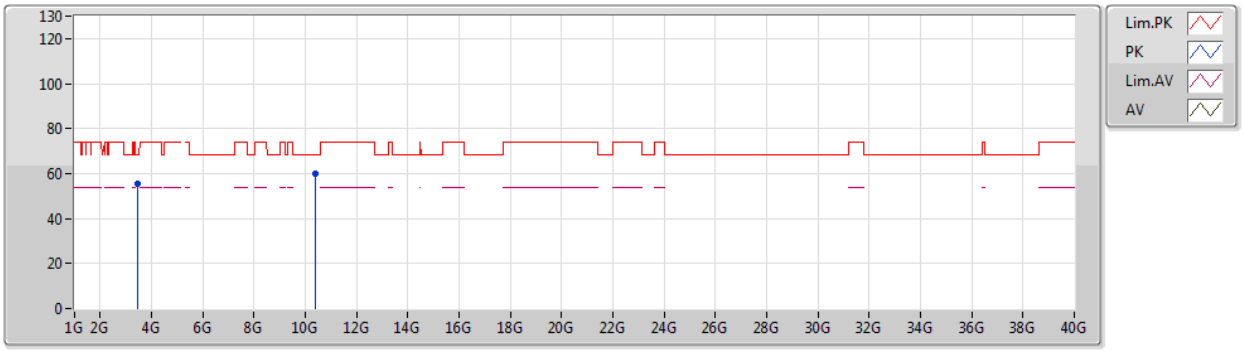

Type	Freq	Level	Limit	Margin	Factor	Dist	Condition	Azimuth	Height	Comment	Raw	AF	CL	PA
	(Hz)	(dBuV/m)	(dBuV/m)	(dB)	(dB)	(m)		(°)	(m)		(dBuV)	(dB)	(dB)	(dB)
PK	3.46G	55.41	68.20	-12.79	3.95	3	Horizontal	317	1.02	-	51.46	28.50	9.47	34.02
PK	10.3799G	59.91	68.20	-8.29	17.84	3	Horizontal	62	1.50	-	42.07	39.39	12.98	34.53

802.11ax HEW40-BF_Nss1,(MCS0)_2TX

5230MHz_TX

09/10/2019

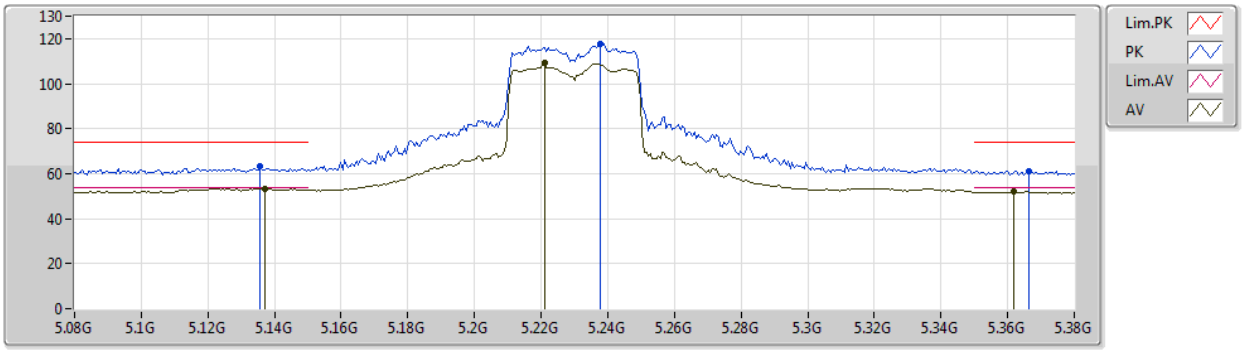

Type	Freq	Level	Limit	Margin	Factor	Dist	Condition	Azimuth	Height	Comment	Raw	AF	CL	PA
	(Hz)	(dBuV/m)	(dBuV/m)	(dB)	(dB)	(m)		(°)	(m)		(dBuV)	(dB)	(dB)	(dB)
AV	5.137G	53.47	54.00	-0.53	7.88	3	Vertical	35	1.50	-	45.59	31.85	10.08	34.05
AV	5.221G	109.38	Inf	-Inf	7.56	3	Vertical	35	1.50	-	101.82	31.52	10.09	34.05
AV	5.362G	52.09	54.00	-1.91	7.50	3	Vertical	35	1.50	-	44.59	31.39	10.17	34.06
PK	5.1358G	63.18	74.00	-10.82	7.89	3	Vertical	35	1.50	-	55.29	31.86	10.08	34.05
PK	5.2378G	117.62	Inf	-Inf	7.50	3	Vertical	35	1.50	-	110.12	31.45	10.10	34.05
PK	5.3662G	61.18	74.00	-12.82	7.51	3	Vertical	35	1.50	-	53.67	31.40	10.17	34.06

802.11ax HEW40-BF_Nss1,(MCS0)_2TX

5230MHz_TX

09/10/2019

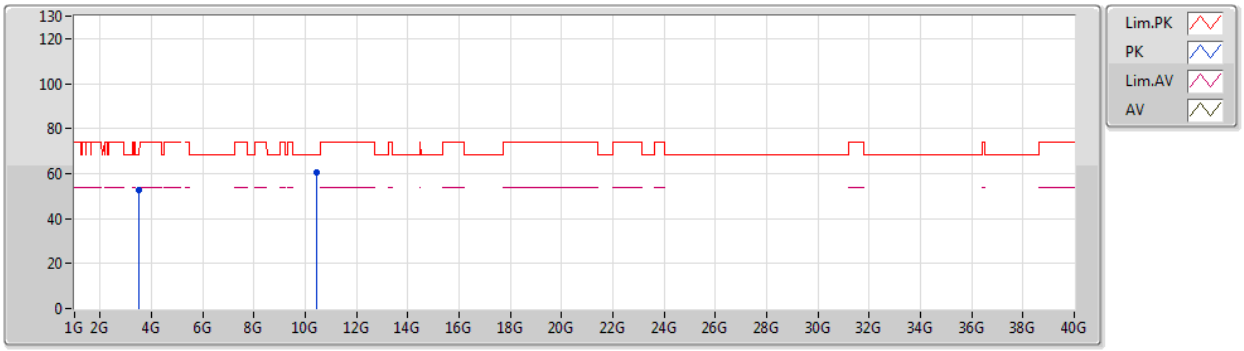

Type	Freq	Level	Limit	Margin	Factor	Dist	Condition	Azimuth	Height	Comment	Raw	AF	CL	PA
	(Hz)	(dBuV/m)	(dBuV/m)	(dB)	(dB)	(m)		(°)	(m)		(dBuV)	(dB)	(dB)	(dB)
PK	3.48661G	52.66	68.20	-15.54	4.09	3	Vertical	33	1.60	-	48.57	28.63	9.48	34.02
PK	10.45959G	60.52	68.20	-7.68	18.04	3	Vertical	92	1.50	-	42.48	39.50	13.02	34.48

802.11ax HEW40-BF_Nss1,(MCS0)_2TX

5230MHz_TX

09/10/2019

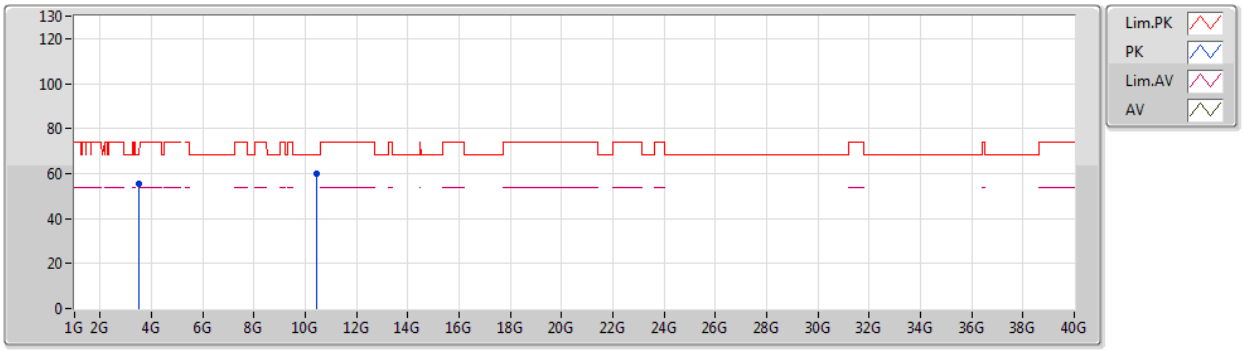

Type	Freq	Level	Limit	Margin	Factor	Dist	Condition	Azimuth	Height	Comment	Raw	AF	CL	PA
	(Hz)	(dBuV/m)	(dBuV/m)	(dB)	(dB)	(m)		(°)	(m)		(dBuV)	(dB)	(dB)	(dB)
PK	3.48672G	55.53	68.20	-12.67	4.09	3	Horizontal	316	1.01	-	51.44	28.63	9.48	34.02
PK	10.45972G	60.02	68.20	-8.18	18.04	3	Horizontal	127	1.50	-	41.98	39.50	13.02	34.48

802.11ax HEW40-BF_Nss1,(MCS0)_2TX

5755MHz_TX

09/10/2019

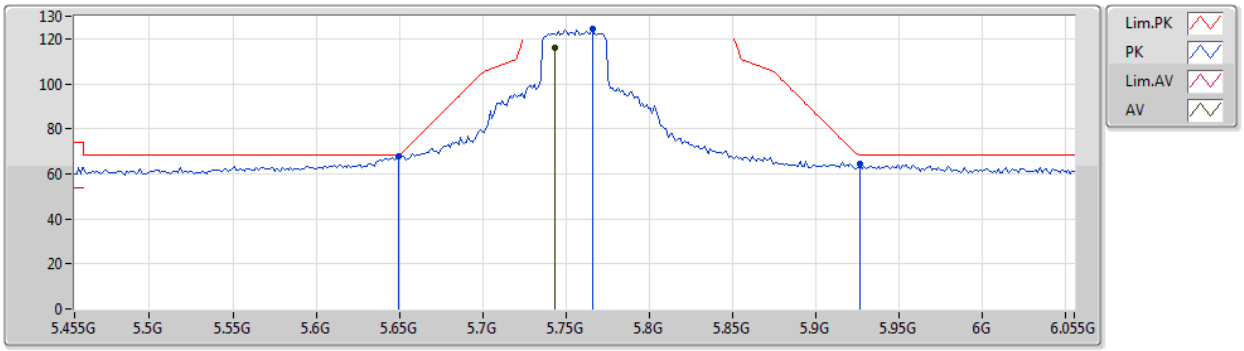

Type	Freq	Level	Limit	Margin	Factor	Dist	Condition	Azimuth	Height	Comment	Raw	AF	CL	PA
	(Hz)	(dBuV/m)	(dBuV/m)	(dB)	(dB)	(m)		(°)	(m)		(dBuV)	(dB)	(dB)	(dB)
AV	5.743G	115.77	Inf	-Inf	8.28	3	Vertical	36	1.75	-	107.49	31.93	10.42	34.07
PK	5.6494G	67.96	68.20	-0.24	7.93	3	Vertical	36	1.75	-	60.03	31.70	10.30	34.07
PK	5.7658G	124.14	Inf	-Inf	8.37	3	Vertical	36	1.75	-	115.77	32.00	10.45	34.08
PK	5.9266G	64.20	68.20	-4.00	8.87	3	Vertical	36	1.75	-	55.33	32.40	10.55	34.08

802.11ax HEW40-BF_Nss1,(MCS0)_2TX

5755MHz_TX

09/10/2019

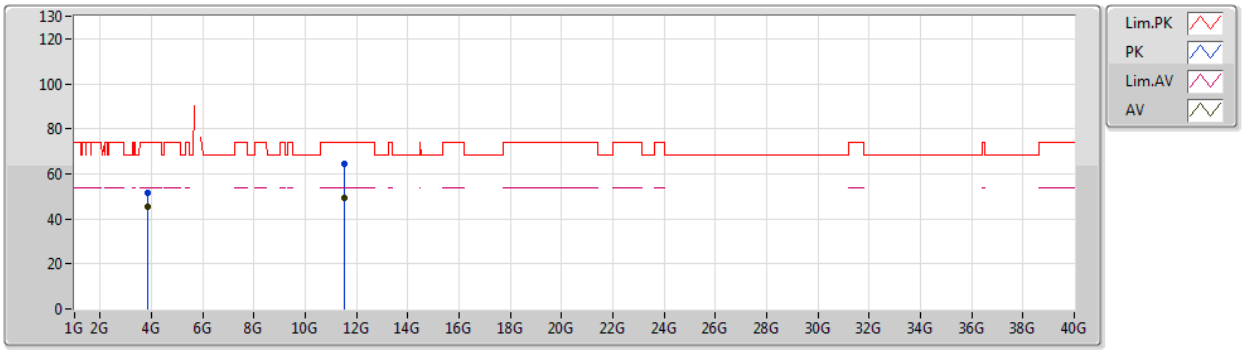

Type	Freq	Level	Limit	Margin	Factor	Dist	Condition	Azimuth	Height	Comment	Raw	AF	CL	PA
	(Hz)	(dBuV/m)	(dBuV/m)	(dB)	(dB)	(m)		(°)	(m)		(dBuV)	(dB)	(dB)	(dB)
AV	3.83669G	45.60	54.00	-8.40	4.95	3	Vertical	23	1.50	-	40.65	29.41	9.54	34.00
AV	11.51042G	49.08	54.00	-4.92	18.98	3	Vertical	21	2.31	-	30.10	39.54	13.63	34.19
PK	3.83669G	51.50	74.00	-22.50	4.95	3	Vertical	23	1.50	-	46.55	29.41	9.54	34.00
PK	11.5099G	64.19	74.00	-9.81	18.98	3	Vertical	21	2.31	-	45.21	39.54	13.63	34.19

802.11ax HEW40-BF_Nss1,(MCS0)_2TX

5755MHz_TX

09/10/2019

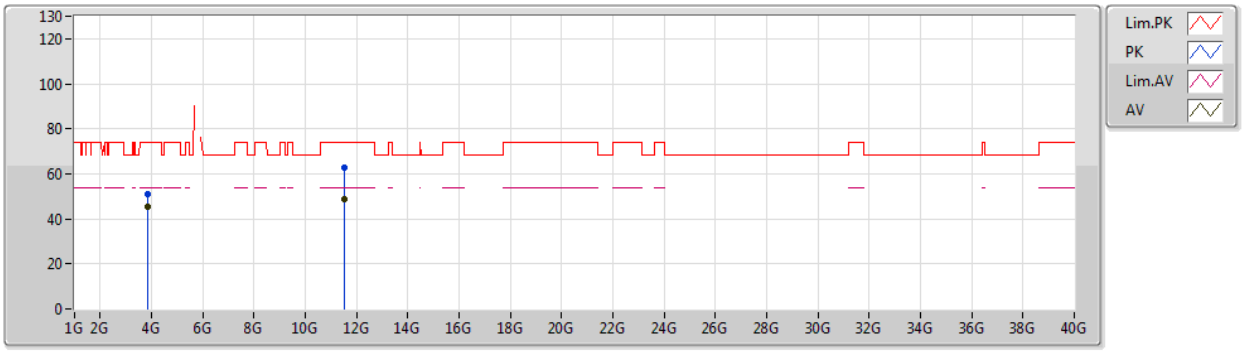

Type	Freq	Level	Limit	Margin	Factor	Dist	Condition	Azimuth	Height	Comment	Raw	AF	CL	PA
	(Hz)	(dBuV/m)	(dBuV/m)	(dB)	(dB)	(m)		(°)	(m)		(dBuV)	(dB)	(dB)	(dB)
AV	3.83669G	45.53	54.00	-8.47	4.95	3	Horizontal	357	1.50	-	40.58	29.41	9.54	34.00
AV	11.51006G	48.88	54.00	-5.12	18.98	3	Horizontal	19	1.50	-	29.90	39.54	13.63	34.19
PK	3.83651G	51.07	74.00	-22.93	4.95	3	Horizontal	357	1.50	-	46.12	29.41	9.54	34.00
PK	11.50995G	63.03	74.00	-10.97	18.98	3	Horizontal	19	1.50	-	44.05	39.54	13.63	34.19

802.11ax HEW40-BF_Nss1,(MCS0)_2TX

5795MHz_TX

09/10/2019

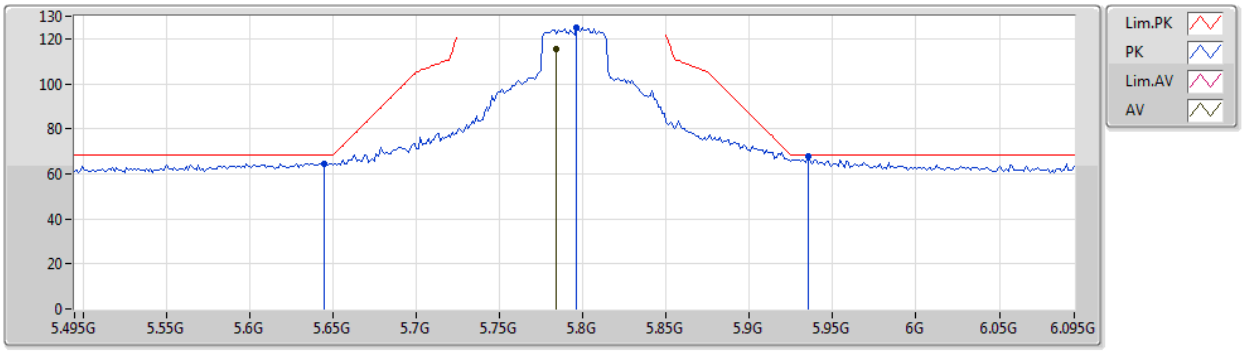

Type	Freq	Level	Limit	Margin	Factor	Dist	Condition	Azimuth	Height	Comment	Raw	AF	CL	PA
	(Hz)	(dBuV/m)	(dBuV/m)	(dB)	(dB)	(m)		(°)	(m)		(dBuV)	(dB)	(dB)	(dB)
AV	5.7842G	115.56	Inf	-Inf	8.44	3	Vertical	36	1.75	-	107.12	32.05	10.47	34.08
PK	5.645G	64.61	68.20	-3.59	7.92	3	Vertical	36	1.75	-	56.69	31.69	10.30	34.07
PK	5.7962G	125.01	Inf	-Inf	8.49	3	Vertical	36	1.75	-	116.52	32.09	10.48	34.08
PK	5.9354G	67.88	68.20	-0.32	8.87	3	Vertical	36	1.75	-	59.01	32.40	10.55	34.08

802.11ax HEW40-BF_Nss1,(MCS0)_2TX

5795MHz_TX

09/10/2019

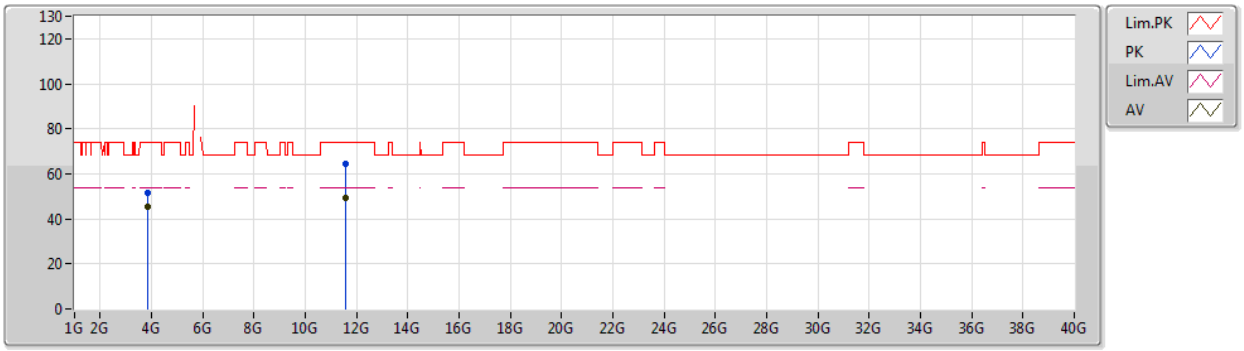

Type	Freq	Level	Limit	Margin	Factor	Dist	Condition	Azimuth	Height	Comment	Raw	AF	CL	PA
	(Hz)	(dBuV/m)	(dBuV/m)	(dB)	(dB)	(m)		(°)	(m)		(dBuV)	(dB)	(dB)	(dB)
AV	3.86333G	45.32	54.00	-8.68	5.05	3	Vertical	22	1.50	-	40.27	29.49	9.56	34.00
AV	11.58957G	49.17	54.00	-4.83	18.91	3	Vertical	20	2.31	-	30.26	39.43	13.68	34.20
PK	3.86334G	51.42	74.00	-22.58	5.05	3	Vertical	22	1.50	-	46.37	29.49	9.56	34.00
PK	11.59003G	64.20	74.00	-9.80	18.91	3	Vertical	20	2.31	-	45.29	39.43	13.68	34.20

802.11ax HEW40-BF_Nss1,(MCS0)_2TX

5795MHz_TX

09/10/2019

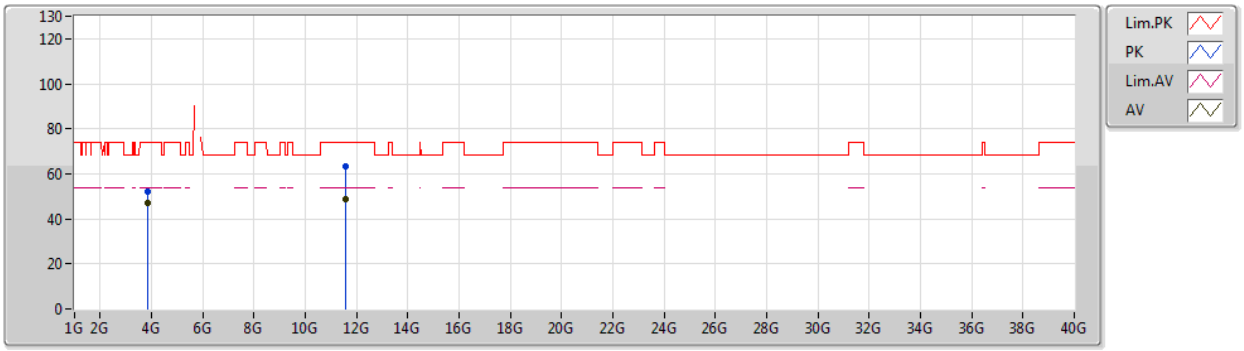

Type	Freq	Level	Limit	Margin	Factor	Dist	Condition	Azimuth	Height	Comment	Raw	AF	CL	PA
	(Hz)	(dBuV/m)	(dBuV/m)	(dB)	(dB)	(m)		(°)	(m)		(dBuV)	(dB)	(dB)	(dB)
AV	3.86332G	46.87	54.00	-7.13	5.05	3	Horizontal	26	2.17	-	41.82	29.49	9.56	34.00
AV	11.58994G	48.79	54.00	-5.21	18.91	3	Horizontal	20	1.56	-	29.88	39.43	13.68	34.20
PK	3.86324G	52.21	74.00	-21.79	5.05	3	Horizontal	26	2.17	-	47.16	29.49	9.56	34.00
PK	11.5898G	63.24	74.00	-10.76	18.91	3	Horizontal	20	1.56	-	44.33	39.43	13.68	34.20

802.11ax HEW80-BF_Nss1,(MCS0)_2TX

5210MHz_TX

09/10/2019

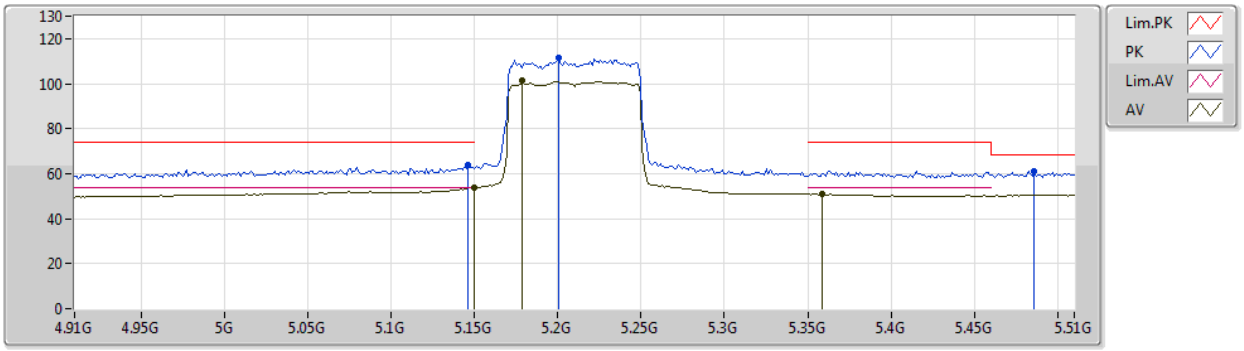

Type	Freq	Level	Limit	Margin	Factor	Dist	Condition	Azimuth	Height	Comment	Raw	AF	CL	PA
	(Hz)	(dBuV/m)	(dBuV/m)	(dB)	(dB)	(m)		(°)	(m)		(dBuV)	(dB)	(dB)	(dB)
AV	5.15G	53.75	54.00	-0.25	7.83	3	Vertical	314	1.63	-	45.92	31.80	10.08	34.05
AV	5.1788G	101.59	Inf	-Inf	7.71	3	Vertical	314	1.63	-	93.88	31.68	10.08	34.05
AV	5.3588G	51.04	54.00	-2.96	7.48	3	Vertical	314	1.63	-	43.56	31.38	10.16	34.06
PK	5.1464G	63.60	74.00	-10.40	7.84	3	Vertical	314	1.63	-	55.76	31.81	10.08	34.05
PK	5.2004G	111.34	Inf	-Inf	7.63	3	Vertical	314	1.63	-	103.71	31.60	10.08	34.05
PK	5.486G	61.02	68.20	-7.18	7.90	3	Vertical	314	1.63	-	53.12	31.76	10.21	34.07

802.11ax HEW80-BF_Nss1,(MCS0)_2TX

5210MHz_TX

09/10/2019

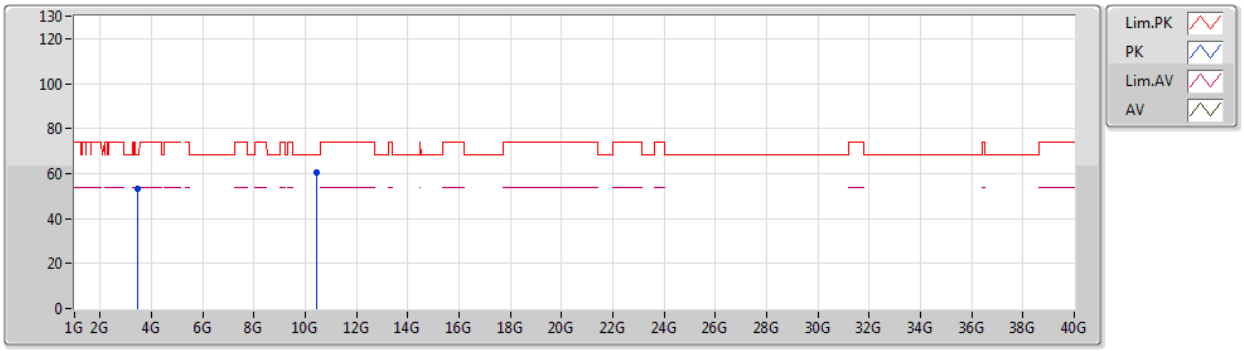

Type	Freq	Level	Limit	Margin	Factor	Dist	Condition	Azimuth	Height	Comment	Raw	AF	CL	PA
	(Hz)	(dBuV/m)	(dBuV/m)	(dB)	(dB)	(m)		(°)	(m)		(dBuV)	(dB)	(dB)	(dB)
PK	3.47344G	53.06	68.20	-15.14	4.02	3	Vertical	42	1.50	-	49.04	28.57	9.47	34.02
PK	10.42026G	60.64	68.20	-7.56	17.94	3	Vertical	40	2.23	-	42.70	39.45	13.00	34.51

802.11ax HEW80-BF_Nss1,(MCS0)_2TX

5210MHz_TX

09/10/2019

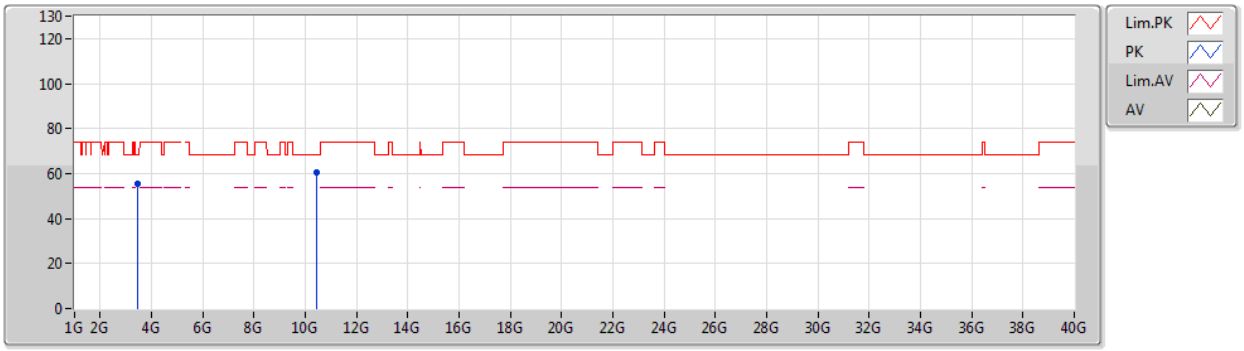

Type	Freq	Level	Limit	Margin	Factor	Dist	Condition	Azimuth	Height	Comment	Raw	AF	CL	PA
	(Hz)	(dBuV/m)	(dBuV/m)	(dB)	(dB)	(m)		(°)	(m)		(dBuV)	(dB)	(dB)	(dB)
PK	3.47323G	55.38	68.20	-12.82	4.02	3	Horizontal	320	1.11	-	51.36	28.57	9.47	34.02
PK	10.41963G	60.29	68.20	-7.91	17.94	3	Horizontal	2	1.50	-	42.35	39.45	13.00	34.51

802.11ax HEW80-BF_Nss1,(MCS0)_2TX

5775MHz_TX

09/10/2019

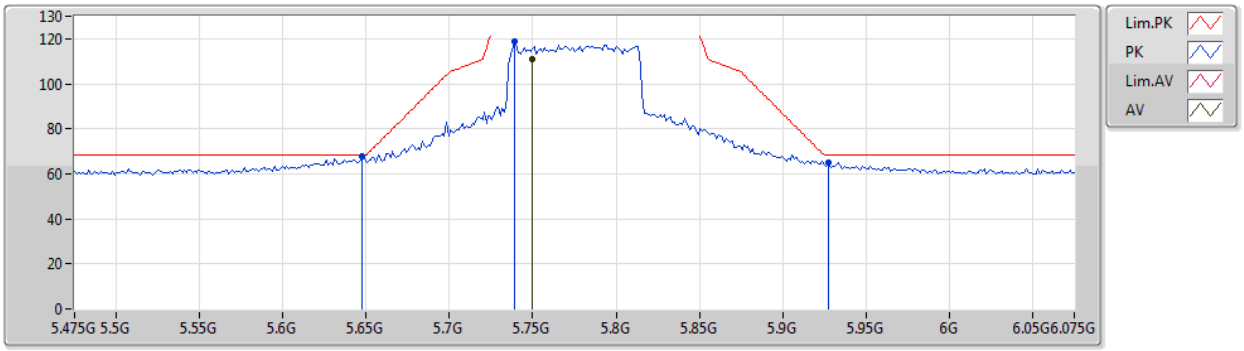

Type	Freq	Level	Limit	Margin	Factor	Dist	Condition	Azimuth	Height	Comment	Raw	AF	CL	PA
	(Hz)	(dBuV/m)	(dBuV/m)	(dB)	(dB)	(m)		(°)	(m)		(dBuV)	(dB)	(dB)	(dB)
AV	5.7498G	110.69	Inf	-Inf	8.31	3	Vertical	307	1.68	-	102.38	31.95	10.43	34.07
PK	5.6478G	67.84	68.20	-0.36	7.93	3	Vertical	307	1.68	-	59.91	31.70	10.30	34.07
PK	5.739G	119.01	Inf	-Inf	8.26	3	Vertical	307	1.68	-	110.75	31.92	10.41	34.07
PK	5.9274G	65.09	68.20	-3.11	8.87	3	Vertical	307	1.68	-	56.22	32.40	10.55	34.08

802.11ax HEW80-BF_Nss1,(MCS0)_2TX

5775MHz_TX

09/10/2019

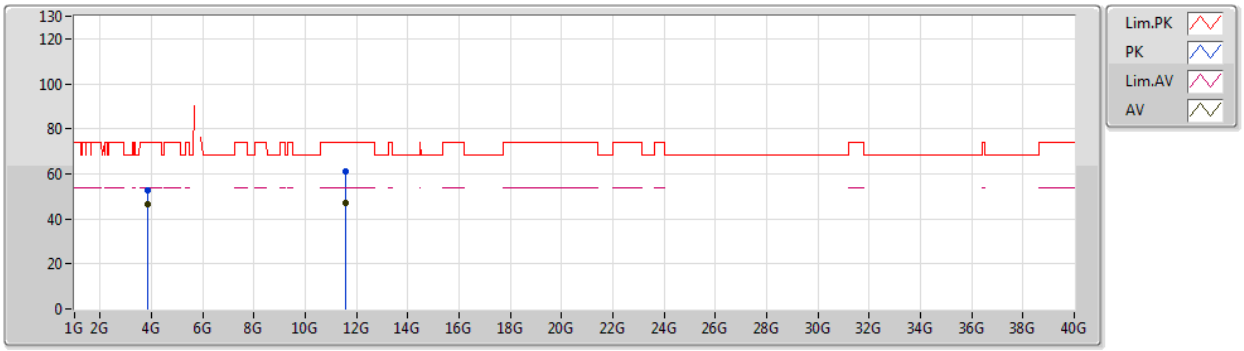

Type	Freq	Level	Limit	Margin	Factor	Dist	Condition	Azimuth	Height	Comment	Raw	AF	CL	PA
	(Hz)	(dBuV/m)	(dBuV/m)	(dB)	(dB)	(m)		(°)	(m)		(dBuV)	(dB)	(dB)	(dB)
AV	3.85G	46.35	54.00	-7.65	5.00	3	Vertical	19	1.38	-	41.35	29.45	9.55	34.00
AV	11.54994G	47.09	54.00	-6.91	18.95	3	Vertical	354	1.26	-	28.14	39.49	13.65	34.19
PK	3.8499G	52.72	74.00	-21.28	5.00	3	Vertical	19	1.38	-	47.72	29.45	9.55	34.00
PK	11.54935G	60.97	74.00	-13.03	18.95	3	Vertical	354	1.26	-	42.02	39.49	13.65	34.19

802.11ax HEW80-BF_Nss1,(MCS0)_2TX

5775MHz_TX

09/10/2019

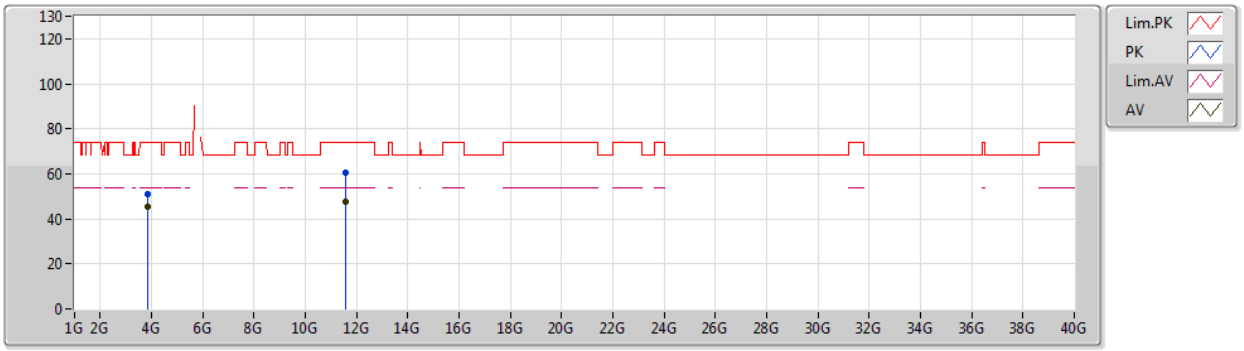

Type	Freq	Level	Limit	Margin	Factor	Dist	Condition	Azimuth	Height	Comment	Raw	AF	CL	PA
	(Hz)	(dBuV/m)	(dBuV/m)	(dB)	(dB)	(m)		(°)	(m)		(dBuV)	(dB)	(dB)	(dB)
AV	3.84999G	45.33	54.00	-8.67	5.00	3	Horizontal	359	1.50	-	40.33	29.45	9.55	34.00
AV	11.55055G	47.40	54.00	-6.60	18.94	3	Horizontal	23	1.58	-	28.46	39.48	13.65	34.19
PK	3.85006G	51.15	74.00	-22.85	5.00	3	Horizontal	359	1.50	-	46.15	29.45	9.55	34.00
PK	11.55034G	60.55	74.00	-13.45	18.94	3	Horizontal	23	1.58	-	41.61	39.48	13.65	34.19

Summary

Mode	Result	Type	Freq (Hz)	Level (dBuV/m)	Limit (dBuV/m)	Margin (dB)	Dist (m)	Condition	Azimuth (°)	Height (m)	Comments
5.725-5.85GHz	-	-	-	-	-	-	-	-	-	-	-
802.11ax HEW80-BF_Nss1,(MCS0)_4TX	Pass	QP	107.6M	42.01	43.50	-1.49	3	Vertical	124	1.96	-

Result

Mode	Result	Type	Freq (Hz)	Level (dBuV/m)	Limit (dBuV/m)	Margin (dB)	Dist (m)	Condition	Azimuth (°)	Height (m)	Comments
802.11ax HEW80-BF_Nss1,(MCS0)_4TX	-	-	-	-	-	-	-	-	-	-	-
5775MHz	Pass	PK	249.22M	36.68	46.00	-9.32	3	Vertical	0	2.00	-
5775MHz	Pass	PK	412.18M	40.16	46.00	-5.84	3	Vertical	0	2.00	-
5775MHz	Pass	PK	526.64M	40.44	46.00	-5.56	3	Vertical	0	2.00	-
5775MHz	Pass	PK	538.28M	41.40	46.00	-4.60	3	Vertical	0	2.00	-
5775MHz	Pass	PK	586.78M	40.10	46.00	-5.90	3	Vertical	0	2.00	-
5775MHz	Pass	QP	107.6M	42.01	43.50	-1.49	3	Vertical	124	1.96	-
5775MHz	Pass	PK	249.22M	42.63	46.00	-3.37	3	Horizontal	360	1.00	-
5775MHz	Pass	PK	487.84M	40.30	46.00	-5.70	3	Horizontal	360	1.00	-
5775MHz	Pass	PK	538.28M	42.46	46.00	-3.54	3	Horizontal	360	1.00	-
5775MHz	Pass	PK	561.56M	41.53	46.00	-4.47	3	Horizontal	360	1.00	-
5775MHz	Pass	PK	639.16M	40.44	46.00	-5.56	3	Horizontal	360	1.00	-
5775MHz	Pass	QP	99.84M	41.46	43.50	-2.04	3	Horizontal	326	1.78	-

802.11ax HEW80-BF_Nss1,(MCS0)_4TX

5775MHz_PoE

15/10/2019

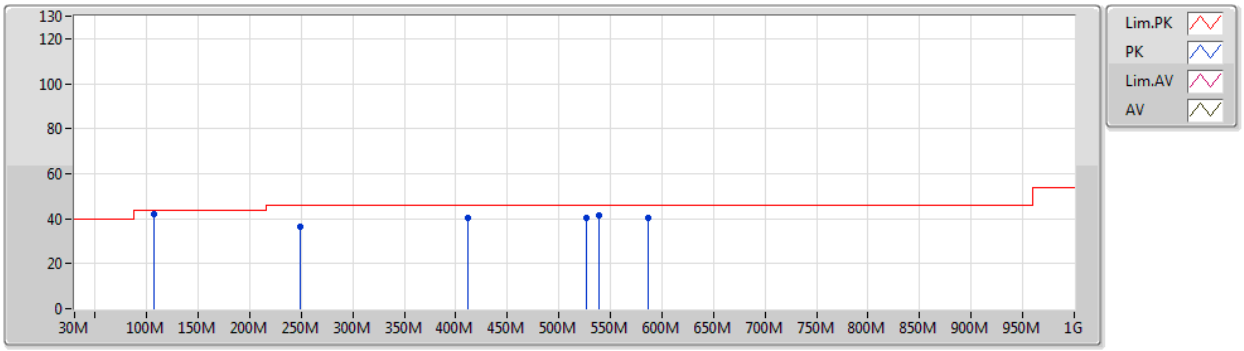

Type	Freq	Level	Limit	Margin	Factor	Dist	Condition	Azimuth	Height	Comment	Raw	AF	CL	PA
	(Hz)	(dBuV/m)	(dBuV/m)	(dB)	(dB)	(m)		(°)	(m)		(dBuV)	(dB)	(dB)	(dB)
PK	249.22M	36.68	46.00	-9.32	-17.58	3	Vertical	0	2.00	-	54.26	17.55	1.29	36.42
PK	412.18M	40.16	46.00	-5.84	-13.65	3	Vertical	0	2.00	-	53.81	21.31	1.71	36.67
PK	526.64M	40.44	46.00	-5.56	-12.01	3	Vertical	0	2.00	-	52.45	23.04	1.95	37.00
PK	538.28M	41.40	46.00	-4.60	-11.81	3	Vertical	0	2.00	-	53.21	23.24	1.98	37.03
PK	586.78M	40.10	46.00	-5.90	-10.57	3	Vertical	0	2.00	-	50.67	24.54	2.07	37.18
QP	107.6M	42.01	43.50	-1.49	-20.14	3	Vertical	124	1.96	-	62.15	15.77	0.84	36.75

802.11ax HEW80-BF_Nss1,(MCS0)_4TX

5775MHz_PoE

15/10/2019

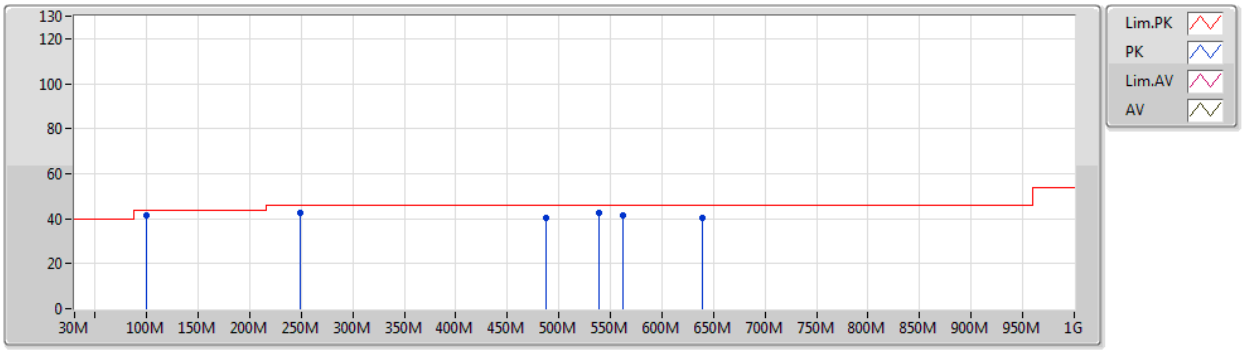

Type	Freq	Level	Limit	Margin	Factor	Dist	Condition	Azimuth	Height	Comment	Raw	AF	CL	PA
	(Hz)	(dBuV/m)	(dBuV/m)	(dB)	(dB)	(m)		(°)	(m)		(dBuV)	(dB)	(dB)	(dB)
PK	249.22M	42.63	46.00	-3.37	-17.58	3	Horizontal	360	1.00	-	60.21	17.55	1.29	36.42
PK	487.84M	40.30	46.00	-5.70	-12.22	3	Horizontal	360	1.00	-	52.52	22.79	1.87	36.88
PK	538.28M	42.46	46.00	-3.54	-11.81	3	Horizontal	360	1.00	-	54.27	23.24	1.98	37.03
PK	561.56M	41.53	46.00	-4.47	-9.99	3	Horizontal	360	1.00	-	51.52	25.08	2.03	37.10
PK	639.16M	40.44	46.00	-5.56	-9.72	3	Horizontal	360	1.00	-	50.16	25.38	2.18	37.28
QP	99.84M	41.46	43.50	-2.04	-20.95	3	Horizontal	326	1.78	-	62.41	15.02	0.81	36.78

Summary

Mode	Result	Type	Freq (Hz)	Level (dBuV/m)	Limit (dBuV/m)	Margin (dB)	Dist (m)	Condition	Azimuth (°)	Height (m)	Comments
5.15-5.25GHz	-	-	-	-	-	-	-	-	-	-	-
802.11ax HEW20-BF_Nss1,(MCS0)_4TX	Pass	AV	15.7116G	53.91	54.00	-0.09	3	Horizontal	306	1.50	-
802.11ax HEW40-BF_Nss1,(MCS0)_4TX	Pass	AV	5.15G	53.45	54.00	-0.55	3	Horizontal	3	1.64	-
802.11ax HEW80-BF_Nss1,(MCS0)_4TX	Pass	AV	5.1488G	53.69	54.00	-0.31	3	Horizontal	0	2.35	-
5.725-5.85GHz	-	-	-	-	-	-	-	-	-	-	-
802.11ax HEW20-BF_Nss1,(MCS0)_4TX	Pass	AV	11.6497G	53.92	54.00	-0.08	3	Horizontal	345	2.84	-
802.11ax HEW40-BF_Nss1,(MCS0)_4TX	Pass	PK	5.9282G	68.05	68.20	-0.15	3	Horizontal	23	2.16	-
802.11ax HEW80-BF_Nss1,(MCS0)_4TX	Pass	PK	5.643G	67.47	68.20	-0.73	3	Horizontal	28	1.49	-

Result

Mode	Result	Type	Freq (Hz)	Level (dBuV/m)	Limit (dBuV/m)	Margin (dB)	Dist (m)	Condition	Azimuth (°)	Height (m)	Comments
802.11ax HEW20-BF_Nss1,(MCS0)_4TX	-	-	-	-	-	-	-	-	-	-	-
5180MHz	Pass	AV	5.15G	47.47	54.00	-6.53	3	Vertical	333	1.00	-
5180MHz	Pass	AV	5.1724G	98.73	Inf	-Inf	3	Vertical	333	1.00	-
5180MHz	Pass	PK	5.15G	63.41	74.00	-10.59	3	Vertical	333	1.00	-
5180MHz	Pass	PK	5.1774G	110.38	Inf	-Inf	3	Vertical	333	1.00	-
5180MHz	Pass	AV	5.15G	53.75	54.00	-0.25	3	Horizontal	24	1.29	-
5180MHz	Pass	AV	5.171G	115.72	Inf	-Inf	3	Horizontal	24	1.29	-
5180MHz	Pass	PK	5.1486G	68.89	74.00	-5.11	3	Horizontal	24	1.29	-
5180MHz	Pass	PK	5.1716G	125.70	Inf	-Inf	3	Horizontal	24	1.29	-
5180MHz	Pass	AV	15.52818G	43.71	54.00	-10.29	3	Vertical	27	1.11	-
5180MHz	Pass	PK	3.45324G	41.64	68.20	-26.56	3	Vertical	5	2.20	-
5180MHz	Pass	PK	10.35652G	57.38	68.20	-10.82	3	Vertical	21	1.48	-
5180MHz	Pass	PK	15.53442G	56.29	74.00	-17.71	3	Vertical	27	1.11	-
5180MHz	Pass	AV	15.52944G	43.70	54.00	-10.30	3	Horizontal	170	2.65	-
5180MHz	Pass	PK	3.45323G	41.92	68.20	-26.28	3	Horizontal	60	1.47	-
5180MHz	Pass	PK	10.3651G	56.36	68.20	-11.84	3	Horizontal	39	1.65	-
5180MHz	Pass	PK	15.531G	56.13	74.00	-17.87	3	Horizontal	170	2.65	-
5200MHz	Pass	AV	5.1492G	45.40	54.00	-8.60	3	Vertical	325	1.00	-
5200MHz	Pass	AV	5.1912G	103.39	Inf	-Inf	3	Vertical	325	1.00	-
5200MHz	Pass	PK	5.1212G	57.40	74.00	-16.60	3	Vertical	325	1.00	-
5200MHz	Pass	PK	5.1924G	112.48	Inf	-Inf	3	Vertical	325	1.00	-
5200MHz	Pass	AV	5.1476G	53.69	54.00	-0.31	3	Horizontal	13	2.56	-
5200MHz	Pass	AV	5.2072G	118.21	Inf	-Inf	3	Horizontal	13	2.56	-
5200MHz	Pass	PK	5.15G	67.95	74.00	-6.05	3	Horizontal	13	2.56	-
5200MHz	Pass	PK	5.2084G	129.06	Inf	-Inf	3	Horizontal	13	2.56	-
5200MHz	Pass	PK	10.385G	59.56	68.20	-8.64	3	Vertical	338	1.48	-
5200MHz	Pass	PK	15.61128G	59.46	74.00	-14.54	3	Vertical	352	1.48	-
5200MHz	Pass	AV	15.59892G	46.38	54.00	-7.62	3	Vertical	352	1.48	-
5200MHz	Pass	PK	10.40036G	61.36	68.20	-6.84	3	Horizontal	348	2.05	-
5200MHz	Pass	PK	15.60462G	62.63	74.00	-11.37	3	Horizontal	299	1.48	-
5200MHz	Pass	AV	15.60198G	47.54	54.00	-6.46	3	Horizontal	299	1.48	-
5240MHz	Pass	AV	5.1224G	45.15	54.00	-8.85	3	Vertical	336	1.37	-
5240MHz	Pass	AV	5.2322G	106.59	Inf	-Inf	3	Vertical	336	1.37	-
5240MHz	Pass	AV	5.3648G	44.94	54.00	-9.06	3	Vertical	336	1.37	-
5240MHz	Pass	PK	5.093G	56.95	74.00	-17.05	3	Vertical	336	1.37	-
5240MHz	Pass	PK	5.2316G	117.19	Inf	-Inf	3	Vertical	336	1.37	-
5240MHz	Pass	PK	5.3864G	56.56	74.00	-17.44	3	Vertical	336	1.37	-
5240MHz	Pass	AV	5.15G	52.09	54.00	-1.91	3	Horizontal	11	1.57	-
5240MHz	Pass	AV	5.2328G	120.15	Inf	-Inf	3	Horizontal	11	1.57	-
5240MHz	Pass	AV	5.351G	51.53	54.00	-2.47	3	Horizontal	11	1.57	-
5240MHz	Pass	PK	5.15G	63.42	74.00	-10.58	3	Horizontal	11	1.57	-
5240MHz	Pass	PK	5.2328G	130.65	Inf	-Inf	3	Horizontal	11	1.57	-
5240MHz	Pass	PK	5.354G	63.30	74.00	-10.70	3	Horizontal	11	1.57	-
5240MHz	Pass	PK	10.48096G	61.48	68.20	-6.72	3	Vertical	306	3.00	-
5240MHz	Pass	PK	15.711G	61.49	74.00	-12.51	3	Vertical	39	1.50	-
5240MHz	Pass	AV	15.7275G	49.07	54.00	-4.93	3	Vertical	39	1.50	-
5240MHz	Pass	AV	15.7116G	53.91	54.00	-0.09	3	Horizontal	306	1.50	-
5240MHz	Pass	PK	10.47736G	64.43	68.20	-3.77	3	Horizontal	360	2.02	-

Level (dBuV/m) = Raw(Read Level) + AF(Antenna Factor) + CL(Cable Loss) - PA(Preamp Factor)

Mode	Result	Type	Freq (Hz)	Level (dBuV/m)	Limit (dBuV/m)	Margin (dB)	Dist (m)	Condition	Azimuth (°)	Height (m)	Comments
5240MHz	Pass	PK	15.7097G	67.42	74.00	-6.58	3	Horizontal	306	1.50	-
5745MHz	Pass	AV	5.7414G	104.25	Inf	-Inf	3	Vertical	360	1.28	-
5745MHz	Pass	PK	5.649G	58.43	68.20	-9.77	3	Vertical	360	1.28	-
5745MHz	Pass	PK	5.751G	114.01	Inf	-Inf	3	Vertical	360	1.28	-
5745MHz	Pass	PK	5.985G	58.10	68.20	-10.10	3	Vertical	360	1.28	-
5745MHz	Pass	AV	5.7426G	118.47	Inf	-Inf	3	Horizontal	26	2.47	-
5745MHz	Pass	PK	5.6502G	67.89	68.35	-0.46	3	Horizontal	26	2.47	-
5745MHz	Pass	PK	5.7414G	128.79	Inf	-Inf	3	Horizontal	26	2.47	-
5745MHz	Pass	PK	5.9478G	61.69	68.20	-6.51	3	Horizontal	26	2.47	-
5745MHz	Pass	AV	11.4879G	51.70	54.00	-2.30	3	Vertical	356	2.71	-
5745MHz	Pass	PK	11.48742G	63.18	74.00	-10.82	3	Vertical	356	2.71	-
5745MHz	Pass	PK	17.23218G	65.27	68.20	-2.93	3	Vertical	6	1.50	-
5745MHz	Pass	AV	11.4879G	48.98	54.00	-5.02	3	Horizontal	285	1.37	-
5745MHz	Pass	PK	11.48802G	60.49	74.00	-13.51	3	Horizontal	285	1.37	-
5745MHz	Pass	PK	17.23752G	67.41	68.20	-0.79	3	Horizontal	320	3.00	-
5785MHz	Pass	AV	5.7922G	105.95	Inf	-Inf	3	Vertical	344	1.12	-
5785MHz	Pass	PK	5.6014G	57.47	68.20	-10.73	3	Vertical	344	1.12	-
5785MHz	Pass	PK	5.7922G	116.57	Inf	-Inf	3	Vertical	344	1.12	-
5785MHz	Pass	PK	5.9314G	57.90	68.20	-10.30	3	Vertical	344	1.12	-
5785MHz	Pass	AV	5.7778G	118.60	Inf	-Inf	3	Horizontal	12	1.34	-
5785MHz	Pass	PK	5.5522G	64.61	68.20	-3.59	3	Horizontal	12	1.34	-
5785MHz	Pass	PK	5.7766G	128.69	Inf	-Inf	3	Horizontal	12	1.34	-
5785MHz	Pass	PK	5.9338G	62.28	68.20	-5.92	3	Horizontal	12	1.34	-
5785MHz	Pass	AV	11.567G	50.26	54.00	-3.74	3	Vertical	354	2.92	-
5785MHz	Pass	PK	11.5589G	62.81	74.00	-11.19	3	Vertical	354	2.92	-
5785MHz	Pass	PK	17.36226G	61.20	68.20	-7.00	3	Vertical	6	1.49	-
5785MHz	Pass	AV	11.56976G	53.90	54.00	-0.10	3	Horizontal	292	1.80	-
5785MHz	Pass	PK	11.57024G	66.02	74.00	-7.98	3	Horizontal	292	1.80	-
5785MHz	Pass	PK	17.35602G	61.90	68.20	-6.30	3	Horizontal	323	1.36	-
5825MHz	Pass	AV	5.8202G	105.47	Inf	-Inf	3	Vertical	345	1.13	-
5825MHz	Pass	PK	5.6402G	57.49	68.20	-10.71	3	Vertical	345	1.13	-
5825MHz	Pass	PK	5.8214G	115.90	Inf	-Inf	3	Vertical	345	1.13	-
5825MHz	Pass	PK	5.9438G	59.24	68.20	-8.96	3	Vertical	345	1.13	-
5825MHz	Pass	AV	5.8202G	121.13	Inf	-Inf	3	Horizontal	22	1.57	-
5825MHz	Pass	PK	5.6078G	65.69	68.20	-2.51	3	Horizontal	22	1.57	-
5825MHz	Pass	PK	5.8226G	130.28	Inf	-Inf	3	Horizontal	22	1.57	-
5825MHz	Pass	PK	5.9282G	67.53	68.20	-0.67	3	Horizontal	22	1.57	-
5825MHz	Pass	AV	11.64832G	50.56	54.00	-3.44	3	Vertical	357	2.61	-
5825MHz	Pass	PK	11.64826G	62.29	74.00	-11.71	3	Vertical	357	2.61	-
5825MHz	Pass	PK	17.48148G	61.30	68.20	-6.90	3	Vertical	167	1.49	-
5825MHz	Pass	AV	11.6497G	53.92	54.00	-0.08	3	Horizontal	345	2.84	-
5825MHz	Pass	PK	11.64748G	66.01	74.00	-7.99	3	Horizontal	345	2.84	-
5825MHz	Pass	PK	17.48976G	61.41	68.20	-6.79	3	Horizontal	200	2.64	-
802.11ax HEW40-BF_Nss1,(MCS0)_4TX	-	-	-	-	-	-	-	-	-	-	-
5190MHz	Pass	AV	5.0932G	44.57	54.00	-9.43	3	Vertical	323	1.08	-
5190MHz	Pass	AV	5.1788G	94.64	Inf	-Inf	3	Vertical	323	1.08	-
5190MHz	Pass	PK	5.146G	58.73	74.00	-15.27	3	Vertical	323	1.08	-
5190MHz	Pass	PK	5.178G	102.19	Inf	-Inf	3	Vertical	323	1.08	-
5190MHz	Pass	AV	5.15G	53.45	54.00	-0.55	3	Horizontal	3	1.64	-

Remark :

Level (dBuV/m) = Raw(Read Level) + AF(Antenna Factor) + CL(Cable Loss) - PA(Preamp Factor)

Mode	Result	Type	Freq (Hz)	Level (dBuV/m)	Limit (dBuV/m)	Margin (dB)	Dist (m)	Condition	Azimuth (°)	Height (m)	Comments
5190MHz	Pass	AV	5.1988G	105.68	Inf	-Inf	3	Horizontal	3	1.64	-
5190MHz	Pass	PK	5.1484G	66.58	74.00	-7.42	3	Horizontal	3	1.64	-
5190MHz	Pass	PK	5.1976G	117.06	Inf	-Inf	3	Horizontal	3	1.64	-
5190MHz	Pass	AV	15.56898G	43.63	54.00	-10.37	3	Vertical	73	1.03	-
5190MHz	Pass	PK	10.37658G	53.02	68.20	-15.18	3	Vertical	79	2.07	-
5190MHz	Pass	PK	15.56214G	55.64	74.00	-18.36	3	Vertical	73	1.03	-
5190MHz	Pass	AV	15.55902G	43.58	54.00	-10.42	3	Horizontal	353	2.22	-
5190MHz	Pass	PK	10.36644G	53.05	68.20	-15.15	3	Horizontal	53	2.36	-
5190MHz	Pass	PK	15.56364G	55.94	74.00	-18.06	3	Horizontal	353	2.22	-
5230MHz	Pass	AV	5.1464G	44.85	54.00	-9.15	3	Vertical	296	1.04	-
5230MHz	Pass	AV	5.2244G	99.35	Inf	-Inf	3	Vertical	296	1.04	-
5230MHz	Pass	PK	5.1408G	56.54	74.00	-17.46	3	Vertical	296	1.04	-
5230MHz	Pass	PK	5.226G	110.60	Inf	-Inf	3	Vertical	296	1.04	-
5230MHz	Pass	AV	5.148G	53.31	54.00	-0.69	3	Horizontal	13	2.18	-
5230MHz	Pass	AV	5.2188G	113.66	Inf	-Inf	3	Horizontal	13	2.18	-
5230MHz	Pass	PK	5.1472G	69.85	74.00	-4.15	3	Horizontal	13	2.18	-
5230MHz	Pass	PK	5.2188G	122.39	Inf	-Inf	3	Horizontal	13	2.18	-
5230MHz	Pass	AV	15.69594G	43.97	54.00	-10.03	3	Vertical	47	1.00	-
5230MHz	Pass	PK	10.45988G	58.29	68.20	-9.91	3	Vertical	308	1.50	-
5230MHz	Pass	PK	15.69894G	56.72	74.00	-17.28	3	Vertical	47	1.00	-
5230MHz	Pass	AV	15.69258G	45.37	54.00	-8.63	3	Horizontal	306	1.29	-
5230MHz	Pass	PK	10.454G	62.07	68.20	-6.13	3	Horizontal	360	1.42	-
5230MHz	Pass	PK	15.68268G	59.43	74.00	-14.57	3	Horizontal	306	1.29	-
5755MHz	Pass	AV	5.7382G	98.15	Inf	-Inf	3	Vertical	344	1.03	-
5755MHz	Pass	PK	5.6098G	57.94	68.20	-10.26	3	Vertical	344	1.03	-
5755MHz	Pass	PK	5.7478G	105.91	Inf	-Inf	3	Vertical	344	1.03	-
5755MHz	Pass	PK	5.9878G	57.93	68.20	-10.27	3	Vertical	344	1.03	-
5755MHz	Pass	AV	5.7406G	111.03	Inf	-Inf	3	Horizontal	19	2.16	-
5755MHz	Pass	PK	5.6506G	68.12	68.64	-0.52	3	Horizontal	19	2.16	-
5755MHz	Pass	PK	5.761G	122.18	Inf	-Inf	3	Horizontal	19	2.16	-
5755MHz	Pass	PK	5.9302G	61.37	68.20	-6.83	3	Horizontal	19	2.16	-
5755MHz	Pass	AV	11.51666G	46.33	54.00	-7.67	3	Vertical	355	1.53	-
5755MHz	Pass	PK	11.50994G	59.91	74.00	-14.09	3	Vertical	355	1.53	-
5755MHz	Pass	PK	17.2746G	60.07	68.20	-8.13	3	Vertical	300	1.44	-
5755MHz	Pass	AV	11.5136G	46.94	54.00	-7.06	3	Horizontal	305	2.05	-
5755MHz	Pass	PK	11.50976G	60.63	74.00	-13.37	3	Horizontal	305	2.05	-
5755MHz	Pass	PK	17.25522G	60.29	68.20	-7.91	3	Horizontal	326	1.62	-
5795MHz	Pass	AV	5.813G	100.76	Inf	-Inf	3	Vertical	0	1.00	-
5795MHz	Pass	PK	5.6474G	57.88	68.20	-10.32	3	Vertical	0	1.00	-
5795MHz	Pass	PK	5.813G	110.15	Inf	-Inf	3	Vertical	0	1.00	-
5795MHz	Pass	PK	5.9318G	58.26	68.20	-9.94	3	Vertical	0	1.00	-
5795MHz	Pass	AV	5.7842G	114.06	Inf	-Inf	3	Horizontal	23	2.16	-
5795MHz	Pass	PK	5.639G	67.46	68.20	-0.74	3	Horizontal	23	2.16	-
5795MHz	Pass	PK	5.7818G	123.71	Inf	-Inf	3	Horizontal	23	2.16	-
5795MHz	Pass	PK	5.9282G	68.05	68.20	-0.15	3	Horizontal	23	2.16	-
5795MHz	Pass	AV	11.5753G	49.78	54.00	-4.22	3	Vertical	355	2.49	-
5795MHz	Pass	PK	11.57578G	61.51	74.00	-12.49	3	Vertical	355	2.49	-
5795MHz	Pass	PK	17.39826G	60.92	68.20	-7.28	3	Vertical	249	1.07	-
5795MHz	Pass	AV	11.57932G	49.38	54.00	-4.62	3	Horizontal	54	1.48	-

Remark :

Level (dBuV/m) = Raw(Read Level) + AF(Antenna Factor) + CL(Cable Loss) - PA(Preamp Factor)

Mode	Result	Type	Freq (Hz)	Level (dBuV/m)	Limit (dBuV/m)	Margin (dB)	Dist (m)	Condition	Azimuth (°)	Height (m)	Comments
5795MHz	Pass	PK	11.58982G	61.53	74.00	-12.47	3	Horizontal	54	1.48	-
5795MHz	Pass	PK	17.39688G	60.57	68.20	-7.63	3	Horizontal	56	2.49	-
802.11ax HEW80-BF_Nss1,(MCS0)_4TX	-	-	-	-	-	-	-	-	-	-	-
5210MHz	Pass	AV	5.1488G	44.82	54.00	-9.18	3	Vertical	298	3.00	-
5210MHz	Pass	AV	5.1812G	93.81	Inf	-Inf	3	Vertical	298	3.00	-
5210MHz	Pass	AV	5.3636G	44.36	54.00	-9.64	3	Vertical	298	3.00	-
5210MHz	Pass	PK	5.1356G	56.76	74.00	-17.24	3	Vertical	298	3.00	-
5210MHz	Pass	PK	5.1788G	102.97	Inf	-Inf	3	Vertical	298	3.00	-
5210MHz	Pass	PK	5.5088G	57.08	68.20	-11.12	3	Vertical	298	3.00	-
5210MHz	Pass	AV	5.1488G	53.69	54.00	-0.31	3	Horizontal	0	2.35	-
5210MHz	Pass	AV	5.1788G	104.83	Inf	-Inf	3	Horizontal	0	2.35	-
5210MHz	Pass	AV	5.3516G	49.72	54.00	-4.28	3	Horizontal	0	2.35	-
5210MHz	Pass	PK	5.1416G	68.81	74.00	-5.19	3	Horizontal	0	2.35	-
5210MHz	Pass	PK	5.186G	113.94	Inf	-Inf	3	Horizontal	0	2.35	-
5210MHz	Pass	PK	5.4752G	59.27	68.20	-8.93	3	Horizontal	0	2.35	-
5210MHz	Pass	AV	15.62022G	43.05	54.00	-10.95	3	Vertical	259	1.93	-
5210MHz	Pass	PK	10.4107G	54.33	68.20	-13.87	3	Vertical	73	1.89	-
5210MHz	Pass	PK	15.61572G	55.77	74.00	-18.23	3	Vertical	259	1.93	-
5210MHz	Pass	AV	15.64416G	43.04	54.00	-10.96	3	Horizontal	212	1.98	-
5210MHz	Pass	PK	10.43158G	54.10	68.20	-14.10	3	Horizontal	344	1.94	-
5210MHz	Pass	PK	15.61638G	55.85	74.00	-18.15	3	Horizontal	212	1.98	-
5775MHz	Pass	AV	5.745G	93.31	Inf	-Inf	3	Vertical	0	1.00	-
5775MHz	Pass	PK	5.6298G	57.23	68.20	-10.97	3	Vertical	0	1.00	-
5775MHz	Pass	PK	5.7426G	101.94	Inf	-Inf	3	Vertical	0	1.00	-
5775MHz	Pass	PK	5.9466G	57.85	68.20	-10.35	3	Vertical	0	1.00	-
5775MHz	Pass	AV	5.7438G	105.09	Inf	-Inf	3	Horizontal	28	1.49	-
5775MHz	Pass	PK	5.643G	67.47	68.20	-0.73	3	Horizontal	28	1.49	-
5775MHz	Pass	PK	5.7426G	116.06	Inf	-Inf	3	Horizontal	28	1.49	-
5775MHz	Pass	PK	5.9298G	62.42	68.20	-5.78	3	Horizontal	28	1.49	-
5775MHz	Pass	AV	11.5578G	42.40	54.00	-11.60	3	Vertical	38	2.00	-
5775MHz	Pass	PK	11.55594G	55.06	74.00	-18.94	3	Vertical	38	2.00	-
5775MHz	Pass	PK	17.33568G	60.30	68.20	-7.90	3	Vertical	116	2.13	-
5775MHz	Pass	AV	11.55918G	42.42	54.00	-11.58	3	Horizontal	53	1.29	-
5775MHz	Pass	PK	11.54982G	55.43	74.00	-18.57	3	Horizontal	53	1.29	-
5775MHz	Pass	PK	17.32986G	60.27	68.20	-7.93	3	Horizontal	241	2.68	-

802.11ax HEW20-BF_Nss1,(MCS0)_4TX

5180MHz_TX

03/10/2019

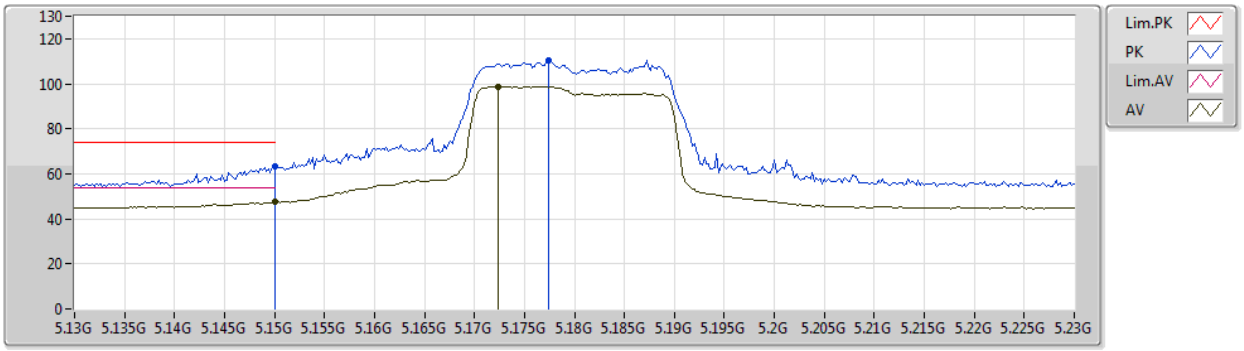

Type	Freq	Level	Limit	Margin	Factor	Dist	Condition	Azimuth	Height	Comment	Raw	AF	CL	PA
	(Hz)	(dBuV/m)	(dBuV/m)	(dB)	(dB)	(m)		(°)	(m)		(dBuV)	(dB)	(dB)	(dB)
AV	5.15G	47.47	54.00	-6.53	4.38	3	Vertical	333	1.00	-	43.09	31.76	7.04	34.42
AV	5.1724G	98.73	Inf	-Inf	4.41	3	Vertical	333	1.00	-	94.32	31.77	7.06	34.42
PK	5.15G	63.41	74.00	-10.59	4.38	3	Vertical	333	1.00	-	59.03	31.76	7.04	34.42
PK	5.1774G	110.38	Inf	-Inf	4.42	3	Vertical	333	1.00	-	105.96	31.77	7.07	34.42

802.11ax HEW20-BF_Nss1,(MCS0)_4TX

5180MHz_TX

03/10/2019

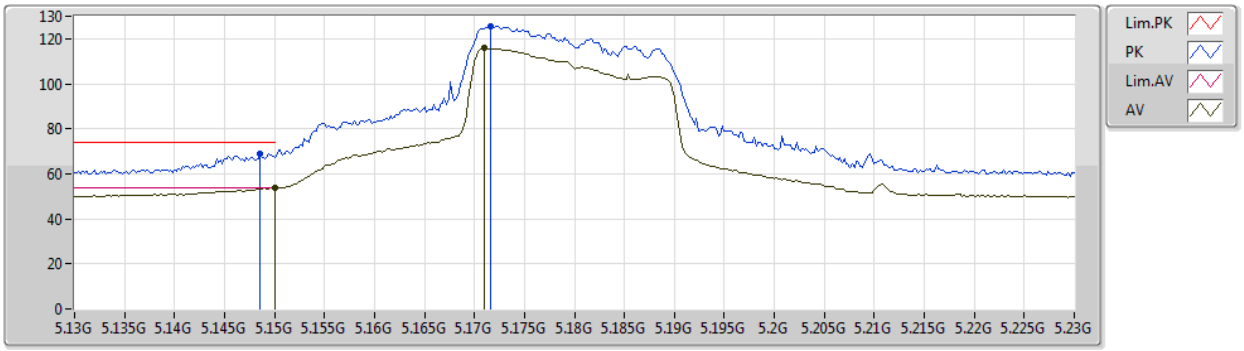

Type	Freq	Level	Limit	Margin	Factor	Dist	Condition	Azimuth	Height	Comment	Raw	AF	CL	PA
	(Hz)	(dBuV/m)	(dBuV/m)	(dB)	(dB)	(m)		(°)	(m)		(dBuV)	(dB)	(dB)	(dB)
AV	5.15G	53.75	54.00	-0.25	4.38	3	Horizontal	24	1.29	-	49.37	31.76	7.04	34.42
AV	5.171G	115.72	Inf	-Inf	4.41	3	Horizontal	24	1.29	-	111.31	31.77	7.06	34.42
PK	5.1486G	68.89	74.00	-5.11	4.36	3	Horizontal	24	1.29	-	64.53	31.76	7.03	34.43
PK	5.1716G	125.70	Inf	-Inf	4.41	3	Horizontal	24	1.29	-	121.29	31.77	7.06	34.42

802.11ax HEW20-BF_Nss1,(MCS0)_4TX

5180MHz_TX

03/10/2019

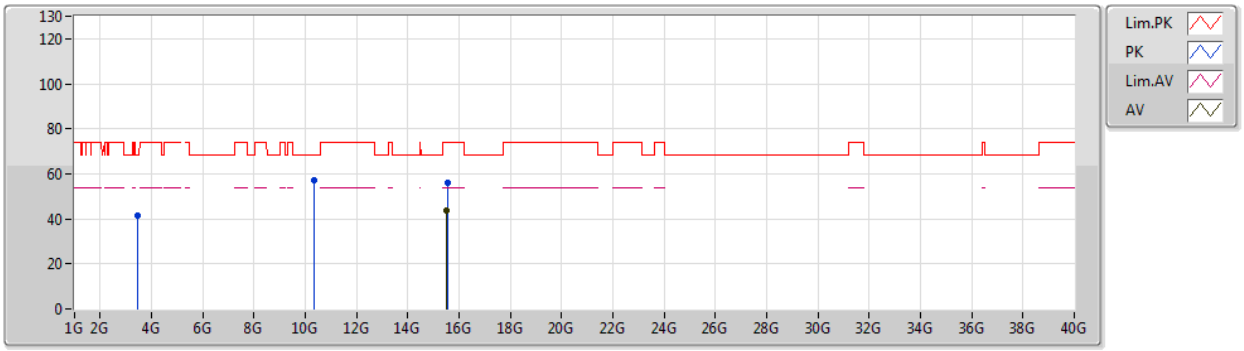

Type	Freq	Level	Limit	Margin	Factor	Dist	Condition	Azimuth	Height	Comment	Raw	AF	CL	PA
	(Hz)	(dBuV/m)	(dBuV/m)	(dB)	(dB)	(m)		(°)	(m)		(dBuV)	(dB)	(dB)	(dB)
AV	15.52818G	43.71	54.00	-10.29	17.06	3	Vertical	27	1.11	-	26.65	38.85	12.80	34.59
PK	3.45324G	41.64	68.20	-26.56	-0.23	3	Vertical	5	2.20	-	41.87	28.77	5.65	34.65
PK	10.35652G	57.38	68.20	-10.82	14.79	3	Vertical	21	1.48	-	42.59	39.36	10.33	34.90
PK	15.53442G	56.29	74.00	-17.71	17.03	3	Vertical	27	1.11	-	39.26	38.82	12.81	34.60

802.11ax HEW20-BF_Nss1,(MCS0)_4TX

5180MHz_TX

03/10/2019

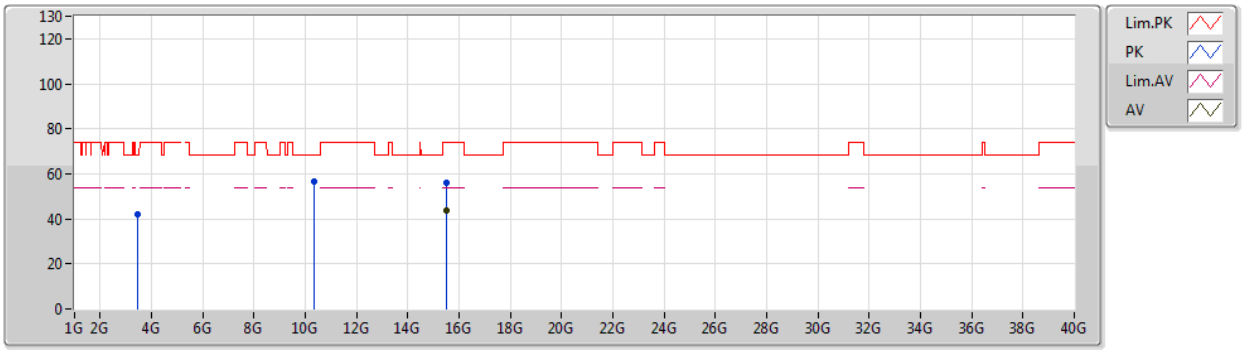

Type	Freq	Level	Limit	Margin	Factor	Dist	Condition	Azimuth	Height	Comment	Raw	AF	CL	PA
	(Hz)	(dBuV/m)	(dBuV/m)	(dB)	(dB)	(m)		(°)	(m)		(dBuV)	(dB)	(dB)	(dB)
AV	15.52944G	43.70	54.00	-10.30	17.05	3	Horizontal	170	2.65	-	26.65	38.84	12.80	34.59
PK	3.45323G	41.92	68.20	-26.28	-0.23	3	Horizontal	60	1.47	-	42.15	28.77	5.65	34.65
PK	10.3651G	56.36	68.20	-11.84	14.80	3	Horizontal	39	1.65	-	41.56	39.37	10.33	34.90
PK	15.531G	56.13	74.00	-17.87	17.04	3	Horizontal	170	2.65	-	39.09	38.84	12.80	34.60

802.11ax HEW20-BF_Nss1,(MCS0)_4TX

5200MHz_TX

03/10/2019

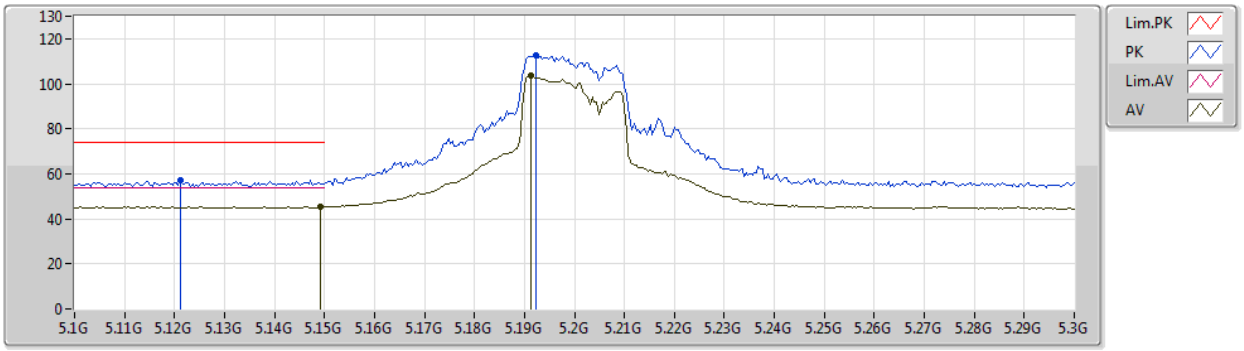

Type	Freq	Level	Limit	Margin	Factor	Dist	Condition	Azimuth	Height	Comment	Raw	AF	CL	PA
	(Hz)	(dBuV/m)	(dBuV/m)	(dB)	(dB)	(m)		(°)	(m)		(dBuV)	(dB)	(dB)	(dB)
AV	5.1492G	45.40	54.00	-8.60	4.37	3	Vertical	325	1.00	-	41.03	31.76	7.04	34.43
AV	5.1912G	103.39	Inf	-Inf	4.45	3	Vertical	325	1.00	-	98.94	31.78	7.09	34.42
PK	5.1212G	57.40	74.00	-16.60	4.32	3	Vertical	325	1.00	-	53.08	31.75	7.00	34.43
PK	5.1924G	112.48	Inf	-Inf	4.45	3	Vertical	325	1.00	-	108.03	31.78	7.09	34.42

802.11ax HEW20-BF_Nss1,(MCS0)_4TX

5200MHz_TX

03/10/2019

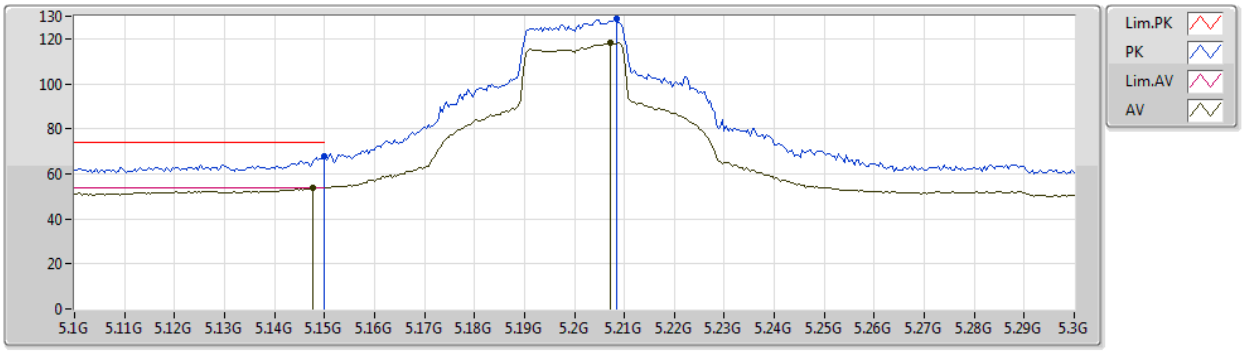

Type	Freq	Level	Limit	Margin	Factor	Dist	Condition	Azimuth	Height	Comment	Raw	AF	CL	PA
	(Hz)	(dBuV/m)	(dBuV/m)	(dB)	(dB)	(m)		(°)	(m)		(dBuV)	(dB)	(dB)	(dB)
AV	5.1476G	53.69	54.00	-0.31	4.36	3	Horizontal	13	2.56	-	49.33	31.76	7.03	34.43
AV	5.2072G	118.21	Inf	-Inf	4.47	3	Horizontal	13	2.56	-	113.74	31.78	7.11	34.42
PK	5.15G	67.95	74.00	-6.05	4.38	3	Horizontal	13	2.56	-	63.57	31.76	7.04	34.42
PK	5.2084G	129.06	Inf	-Inf	4.47	3	Horizontal	13	2.56	-	124.59	31.78	7.11	34.42

802.11ax HEW20-BF_Nss1,(MCS0)_4TX

5200MHz_TX

03/10/2019

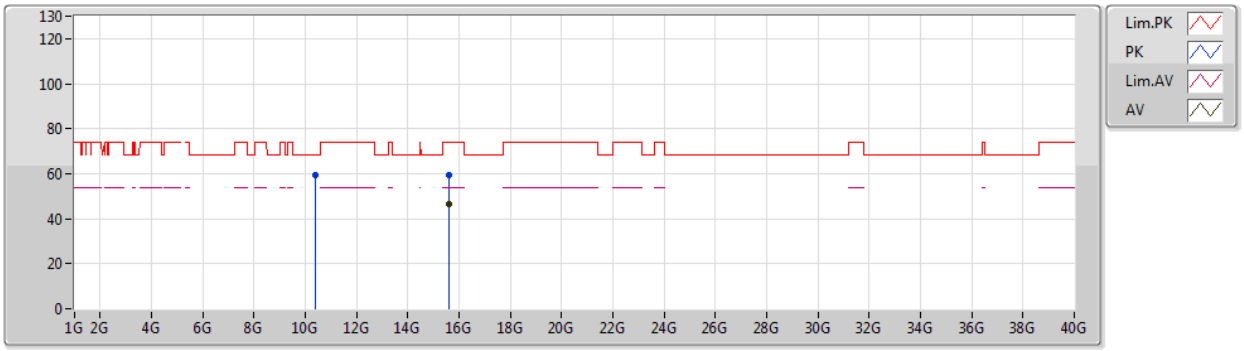

Type	Freq	Level	Limit	Margin	Factor	Dist	Condition	Azimuth	Height	Comment	Raw	AF	CL	PA
	(Hz)	(dBuV/m)	(dBuV/m)	(dB)	(dB)	(m)		(°)	(m)		(dBuV)	(dB)	(dB)	(dB)
PK	10.385G	59.56	68.20	-8.64	14.85	3	Vertical	338	1.48	-	44.71	39.40	10.33	34.88
PK	15.61128G	59.46	74.00	-14.54	16.78	3	Vertical	352	1.48	-	42.68	38.54	12.93	34.69
AV	15.59892G	46.38	54.00	-7.62	16.81	3	Vertical	352	1.48	-	29.57	38.58	12.91	34.68

802.11ax HEW20-BF_Nss1,(MCS0)_4TX

5200MHz_TX

03/10/2019

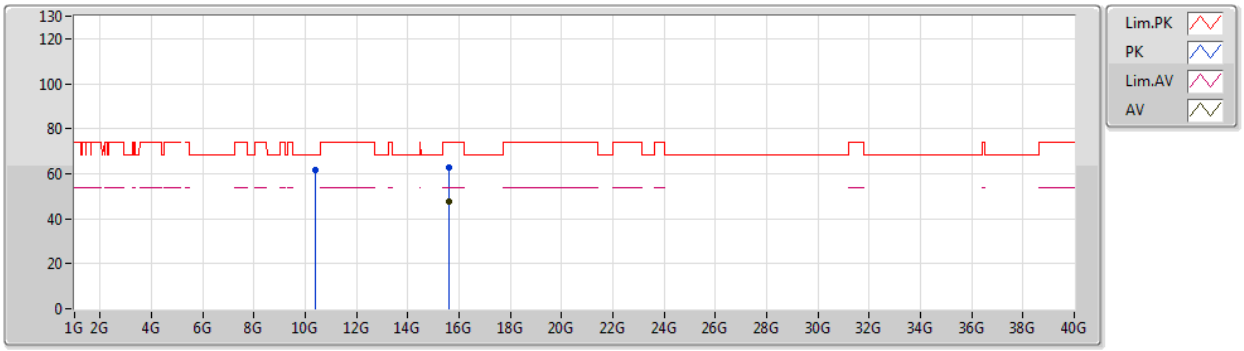

Type	Freq	Level	Limit	Margin	Factor	Dist	Condition	Azimuth	Height	Comment	Raw	AF	CL	PA
	(Hz)	(dBuV/m)	(dBuV/m)	(dB)	(dB)	(m)		(°)	(m)		(dBuV)	(dB)	(dB)	(dB)
PK	10.40036G	61.36	68.20	-6.84	14.89	3	Horizontal	348	2.05	-	46.47	39.42	10.34	34.87
PK	15.60462G	62.63	74.00	-11.37	16.80	3	Horizontal	299	1.48	-	45.83	38.56	12.92	34.68
AV	15.60198G	47.54	54.00	-6.46	16.80	3	Horizontal	299	1.48	-	30.74	38.57	12.91	34.68

802.11ax HEW20-BF_Nss1,(MCS0)_4TX

5240MHz_TX

03/10/2019

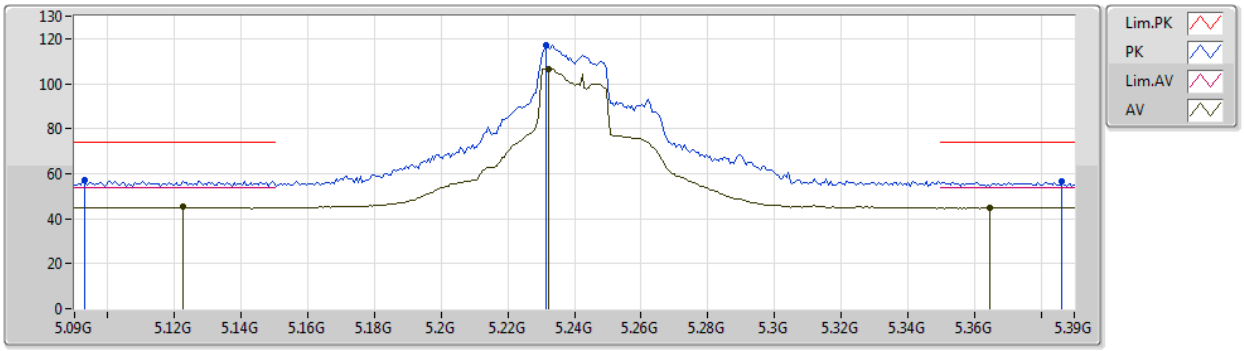

Type	Freq	Level	Limit	Margin	Factor	Dist	Condition	Azimuth	Height	Comment	Raw	AF	CL	PA
	(Hz)	(dBuV/m)	(dBuV/m)	(dB)	(dB)	(m)		(°)	(m)		(dBuV)	(dB)	(dB)	(dB)
AV	5.1224G	45.15	54.00	-8.85	4.32	3	Vertical	336	1.37	-	40.83	31.75	7.00	34.43
AV	5.2322G	106.59	Inf	-Inf	4.51	3	Vertical	336	1.37	-	102.08	31.79	7.14	34.42
AV	5.3648G	44.94	54.00	-9.06	4.75	3	Vertical	336	1.37	-	40.19	31.85	7.31	34.41
PK	5.093G	56.95	74.00	-17.05	4.27	3	Vertical	336	1.37	-	52.68	31.74	6.96	34.43
PK	5.2316G	117.19	Inf	-Inf	4.51	3	Vertical	336	1.37	-	112.68	31.79	7.14	34.42
PK	5.3864G	56.56	74.00	-17.44	4.77	3	Vertical	336	1.37	-	51.79	31.85	7.33	34.41

802.11ax HEW20-BF_Nss1,(MCS0)_4TX

5240MHz_TX

03/10/2019

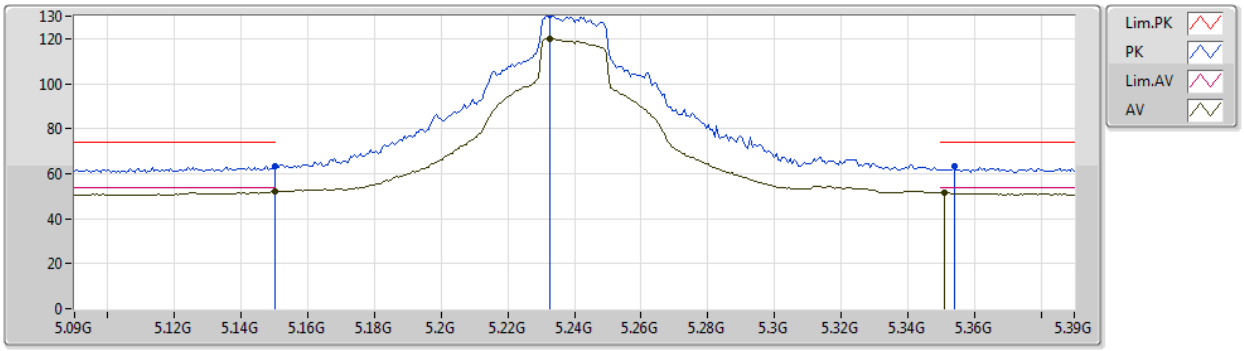

Type	Freq	Level	Limit	Margin	Factor	Dist	Condition	Azimuth	Height	Comment	Raw	AF	CL	PA
	(Hz)	(dBuV/m)	(dBuV/m)	(dB)	(dB)	(m)		(°)	(m)		(dBuV)	(dB)	(dB)	(dB)
AV	5.15G	52.09	54.00	-1.91	4.38	3	Horizontal	11	1.57	-	47.71	31.76	7.04	34.42
AV	5.2328G	120.15	Inf	-Inf	4.51	3	Horizontal	11	1.57	-	115.64	31.79	7.14	34.42
AV	5.351G	51.53	54.00	-2.47	4.72	3	Horizontal	11	1.57	-	46.81	31.84	7.29	34.41
PK	5.15G	63.42	74.00	-10.58	4.38	3	Horizontal	11	1.57	-	59.04	31.76	7.04	34.42
PK	5.2328G	130.65	Inf	-Inf	4.51	3	Horizontal	11	1.57	-	126.14	31.79	7.14	34.42
PK	5.354G	63.30	74.00	-10.70	4.72	3	Horizontal	11	1.57	-	58.58	31.84	7.29	34.41

802.11ax HEW20-BF_Nss1,(MCS0)_4TX

5240MHz_TX

03/10/2019

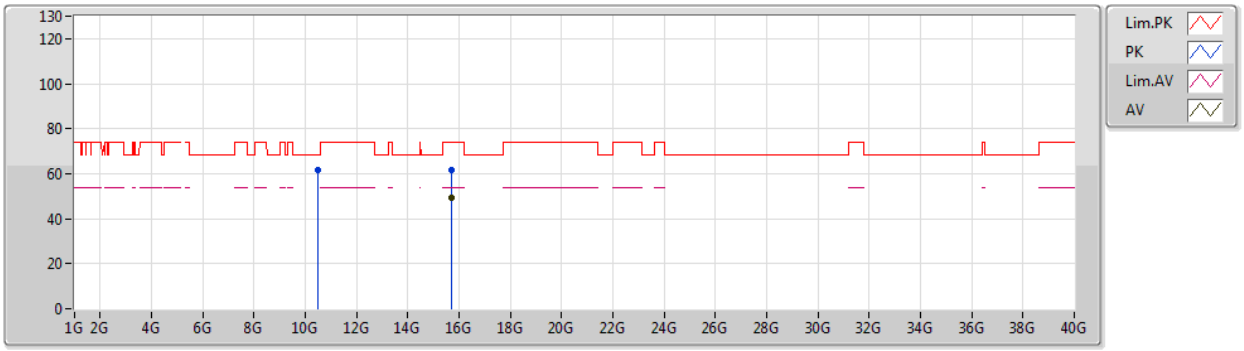

Type	Freq	Level	Limit	Margin	Factor	Dist	Condition	Azimuth	Height	Comment	Raw	AF	CL	PA
	(Hz)	(dBuV/m)	(dBuV/m)	(dB)	(dB)	(m)		(°)	(m)		(dBuV)	(dB)	(dB)	(dB)
PK	10.48096G	61.48	68.20	-6.72	15.08	3	Vertical	306	3.00	-	46.40	39.53	10.35	34.80
PK	15.711G	61.49	74.00	-12.51	16.44	3	Vertical	39	1.50	-	45.05	38.17	13.08	34.81
AV	15.7275G	49.07	54.00	-4.93	16.39	3	Vertical	39	1.50	-	32.68	38.11	13.11	34.83

802.11ax HEW20-BF_Nss1,(MCS0)_4TX

5240MHz_TX

03/10/2019

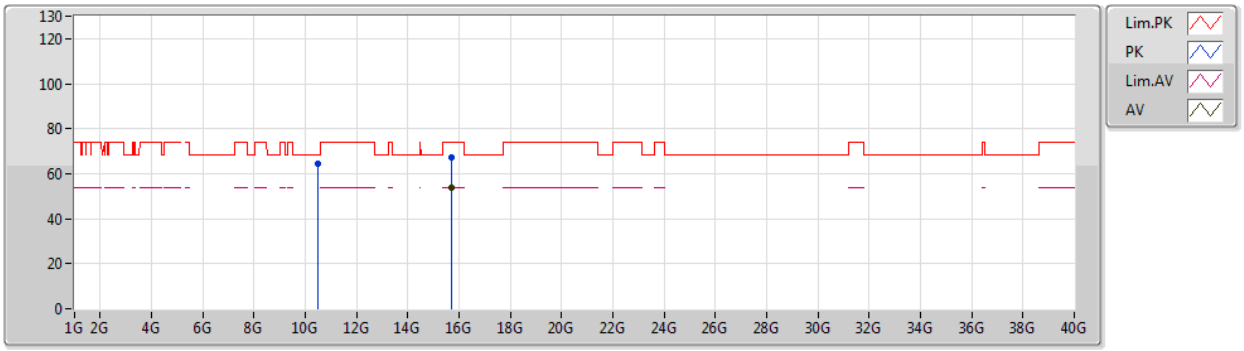

Type	Freq	Level	Limit	Margin	Factor	Dist	Condition	Azimuth	Height	Comment	Raw	AF	CL	PA
	(Hz)	(dBuV/m)	(dBuV/m)	(dB)	(dB)	(m)		(°)	(m)		(dBuV)	(dB)	(dB)	(dB)
AV	15.7116G	53.91	54.00	-0.09	16.44	3	Horizontal	306	1.50	-	37.47	38.17	13.08	34.81
PK	10.47736G	64.43	68.20	-3.77	15.07	3	Horizontal	360	2.02	-	49.36	39.52	10.35	34.80
PK	15.7097G	67.42	74.00	-6.58	16.44	3	Horizontal	306	1.50	-	50.98	38.17	13.08	34.81

802.11ax HEW20-BF_Nss1,(MCS0)_4TX

5745MHz_TX

03/10/2019

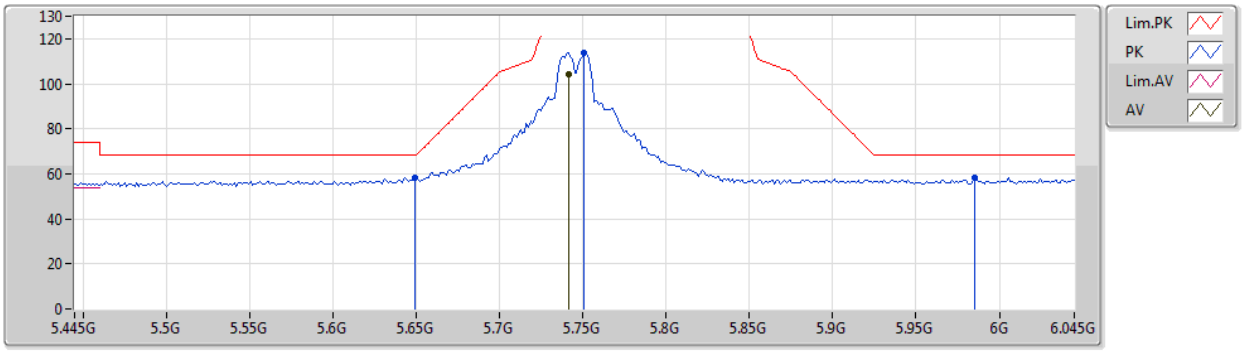

Type	Freq	Level	Limit	Margin	Factor	Dist	Condition	Azimuth	Height	Comment	Raw	AF	CL	PA
	(Hz)	(dBuV/m)	(dBuV/m)	(dB)	(dB)	(m)		(°)	(m)		(dBuV)	(dB)	(dB)	(dB)
AV	5.7414G	104.25	Inf	-Inf	5.41	3	Vertical	360	1.28	-	98.84	32.24	7.63	34.46
PK	5.649G	58.43	68.20	-9.77	5.24	3	Vertical	360	1.28	-	53.19	32.11	7.57	34.44
PK	5.751G	114.01	Inf	-Inf	5.42	3	Vertical	360	1.28	-	108.59	32.25	7.64	34.47
PK	5.985G	58.10	68.20	-10.10	5.85	3	Vertical	360	1.28	-	52.25	32.58	7.79	34.52

802.11ax HEW20-BF_Nss1,(MCS0)_4TX

5745MHz_TX

03/10/2019

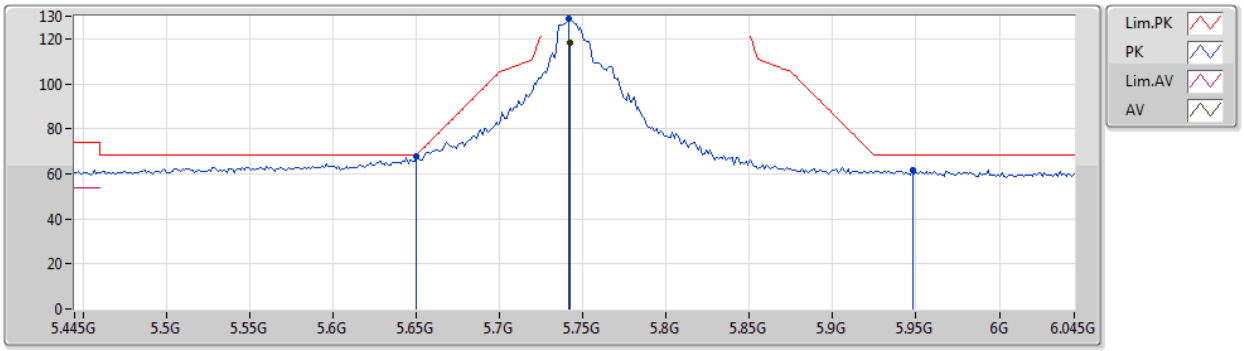

Type	Freq	Level	Limit	Margin	Factor	Dist	Condition	Azimuth	Height	Comment	Raw	AF	CL	PA
	(Hz)	(dBuV/m)	(dBuV/m)	(dB)	(dB)	(m)		(°)	(m)		(dBuV)	(dB)	(dB)	(dB)
AV	5.7426G	118.47	Inf	-Inf	5.41	3	Horizontal	26	2.47	-	113.06	32.24	7.63	34.46
PK	5.6502G	67.89	68.35	-0.46	5.24	3	Horizontal	26	2.47	-	62.65	32.11	7.57	34.44
PK	5.7414G	128.79	Inf	-Inf	5.41	3	Horizontal	26	2.47	-	123.38	32.24	7.63	34.46
PK	5.9478G	61.69	68.20	-6.51	5.78	3	Horizontal	26	2.47	-	55.91	32.53	7.76	34.51

802.11ax HEW20-BF_Nss1,(MCS0)_4TX

5745MHz_TX

03/10/2019

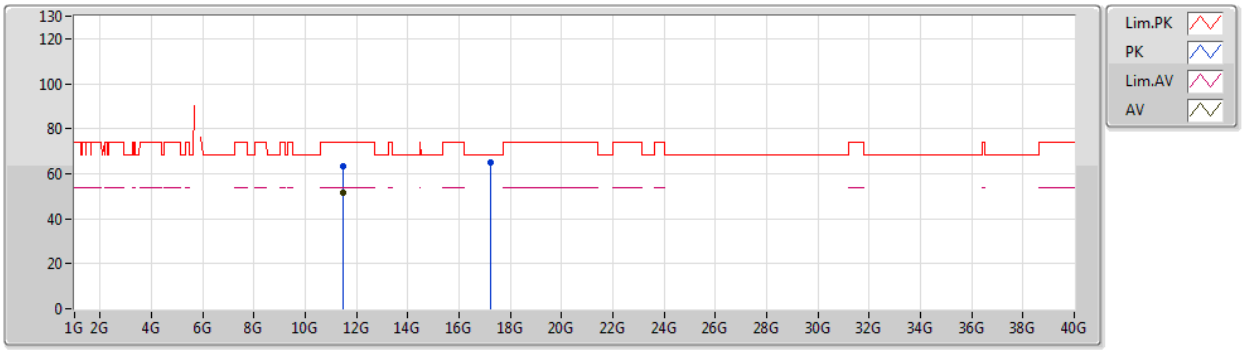

Type	Freq	Level	Limit	Margin	Factor	Dist	Condition	Azimuth	Height	Comment	Raw	AF	CL	PA
	(Hz)	(dBuV/m)	(dBuV/m)	(dB)	(dB)	(m)		(°)	(m)		(dBuV)	(dB)	(dB)	(dB)
AV	11.4879G	51.70	54.00	-2.30	15.79	3	Vertical	356	2.71	-	35.91	39.61	10.68	34.50
PK	11.48742G	63.18	74.00	-10.82	15.80	3	Vertical	356	2.71	-	47.38	39.62	10.68	34.50
PK	17.23218G	65.27	68.20	-2.93	21.67	3	Vertical	6	1.50	-	43.60	41.53	13.91	33.77

802.11ax HEW20-BF_Nss1,(MCS0)_4TX

5745MHz_TX

03/10/2019

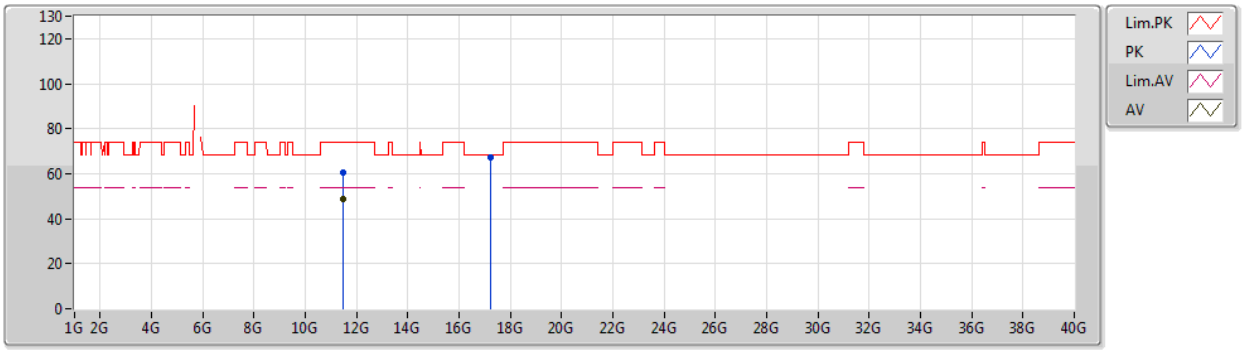

Type	Freq	Level	Limit	Margin	Factor	Dist	Condition	Azimuth	Height	Comment	Raw	AF	CL	PA
	(Hz)	(dBuV/m)	(dBuV/m)	(dB)	(dB)	(m)		(°)	(m)		(dBuV)	(dB)	(dB)	(dB)
AV	11.4879G	48.98	54.00	-5.02	15.79	3	Horizontal	285	1.37	-	33.19	39.61	10.68	34.50
PK	11.48802G	60.49	74.00	-13.51	15.79	3	Horizontal	285	1.37	-	44.70	39.61	10.68	34.50
PK	17.23752G	67.41	68.20	-0.79	21.70	3	Horizontal	320	3.00	-	45.71	41.57	13.91	33.78

802.11ax HEW20-BF_Nss1,(MCS0)_4TX

5785MHz_TX

03/10/2019

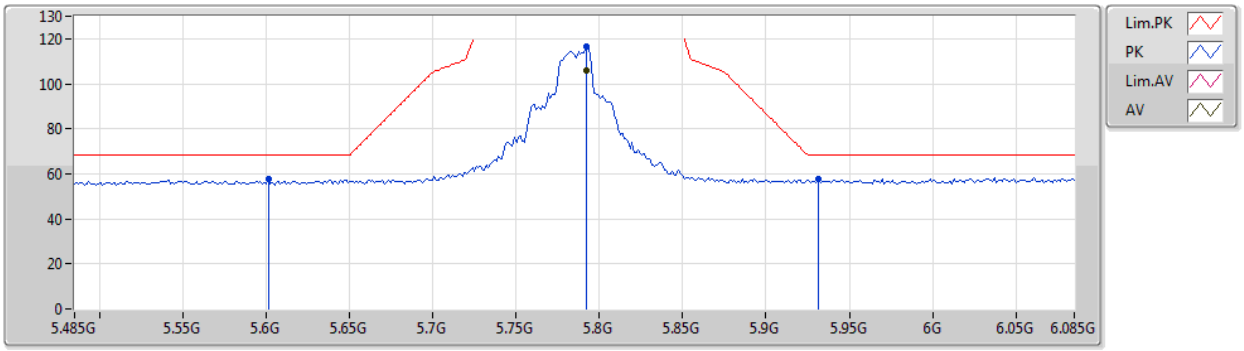

Type	Freq	Level	Limit	Margin	Factor	Dist	Condition	Azimuth	Height	Comment	Raw	AF	CL	PA
	(Hz)	(dBuV/m)	(dBuV/m)	(dB)	(dB)	(m)		(°)	(m)		(dBuV)	(dB)	(dB)	(dB)
AV	5.7922G	105.95	Inf	-Inf	5.49	3	Vertical	344	1.12	-	100.46	32.31	7.66	34.48
PK	5.6014G	57.47	68.20	-10.73	5.15	3	Vertical	344	1.12	-	52.32	32.04	7.54	34.43
PK	5.7922G	116.57	Inf	-Inf	5.49	3	Vertical	344	1.12	-	111.08	32.31	7.66	34.48
PK	5.9314G	57.90	68.20	-10.30	5.74	3	Vertical	344	1.12	-	52.16	32.50	7.75	34.51

802.11ax HEW20-BF_Nss1,(MCS0)_4TX

5785MHz_TX

03/10/2019

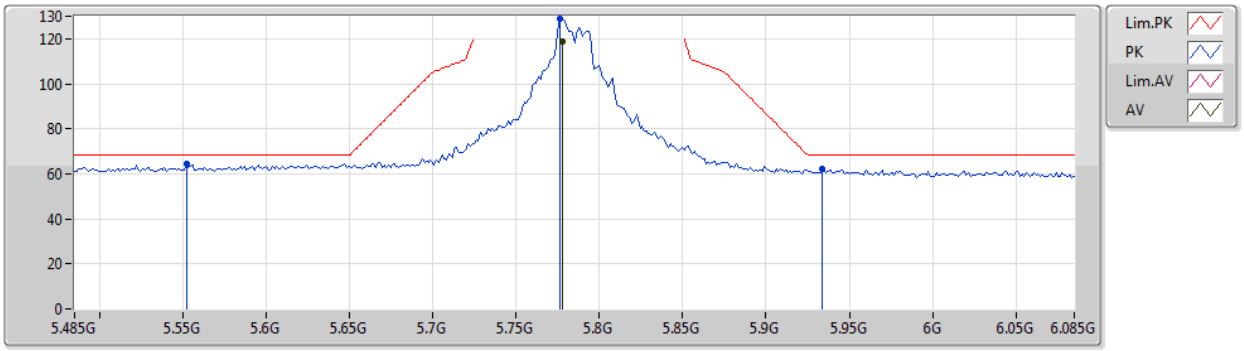

Type	Freq	Level	Limit	Margin	Factor	Dist	Condition	Azimuth	Height	Comment	Raw	AF	CL	PA
	(Hz)	(dBuV/m)	(dBuV/m)	(dB)	(dB)	(m)		(°)	(m)		(dBuV)	(dB)	(dB)	(dB)
AV	5.7778G	118.60	Inf	-Inf	5.47	3	Horizontal	12	1.34	-	113.13	32.29	7.65	34.47
PK	5.5522G	64.61	68.20	-3.59	5.06	3	Horizontal	12	1.34	-	59.55	31.97	7.51	34.42
PK	5.7766G	128.69	Inf	-Inf	5.47	3	Horizontal	12	1.34	-	123.22	32.29	7.65	34.47
PK	5.9338G	62.28	68.20	-5.92	5.76	3	Horizontal	12	1.34	-	56.52	32.51	7.76	34.51

802.11ax HEW20-BF_Nss1,(MCS0)_4TX

5785MHz_TX

03/10/2019

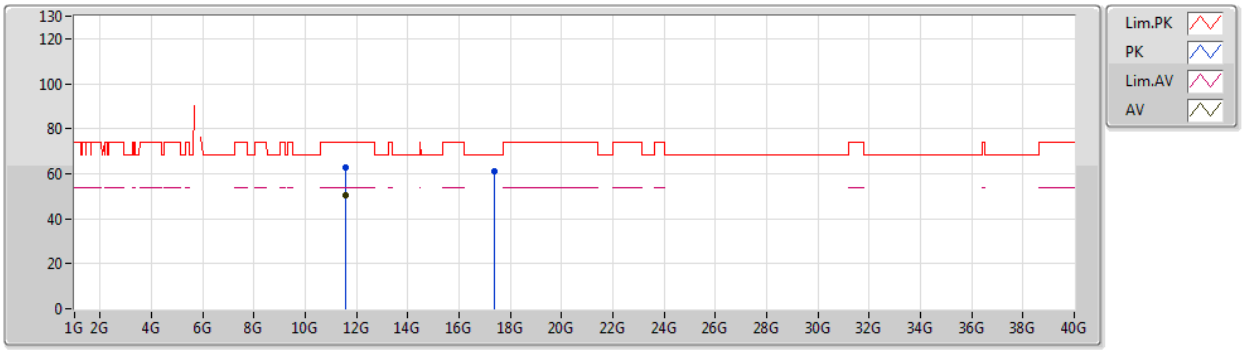

Type	Freq	Level	Limit	Margin	Factor	Dist	Condition	Azimuth	Height	Comment	Raw	AF	CL	PA
	(Hz)	(dBuV/m)	(dBuV/m)	(dB)	(dB)	(m)		(°)	(m)		(dBuV)	(dB)	(dB)	(dB)
AV	11.567G	50.26	54.00	-3.74	15.72	3	Vertical	354	2.92	-	34.54	39.52	10.72	34.52
PK	11.5589G	62.81	74.00	-11.19	15.73	3	Vertical	354	2.92	-	47.08	39.53	10.72	34.52
PK	17.36226G	61.20	68.20	-7.00	22.49	3	Vertical	6	1.49	-	38.71	42.39	13.94	33.84

802.11ax HEW20-BF_Nss1,(MCS0)_4TX

5785MHz_TX

03/10/2019

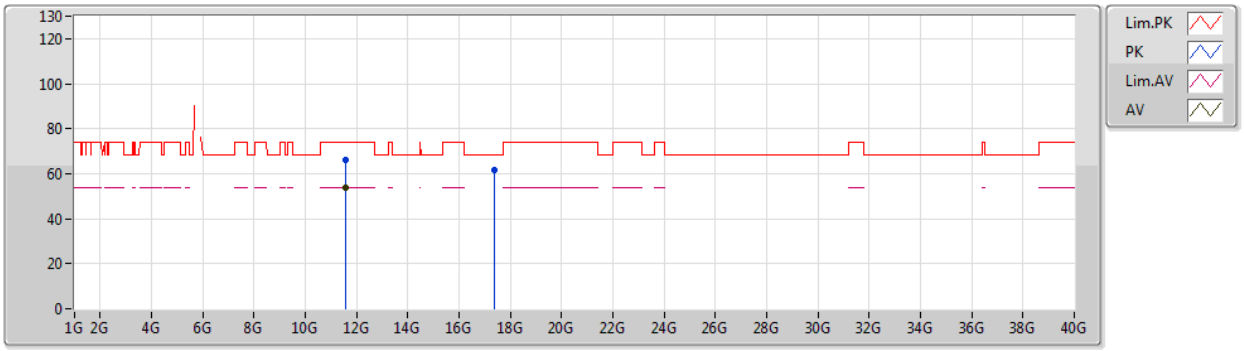

Type	Freq	Level	Limit	Margin	Factor	Dist	Condition	Azimuth	Height	Comment	Raw	AF	CL	PA
	(Hz)	(dBuV/m)	(dBuV/m)	(dB)	(dB)	(m)		(°)	(m)		(dBuV)	(dB)	(dB)	(dB)
AV	11.56976G	53.90	54.00	-0.10	15.72	3	Horizontal	292	1.80	-	38.18	39.52	10.72	34.52
PK	11.57024G	66.02	74.00	-7.98	15.72	3	Horizontal	292	1.80	-	50.30	39.52	10.72	34.52
PK	17.35602G	61.90	68.20	-6.30	22.45	3	Horizontal	323	1.36	-	39.45	42.35	13.94	33.84

802.11ax HEW20-BF_Nss1,(MCS0)_4TX

5825MHz_TX

03/10/2019

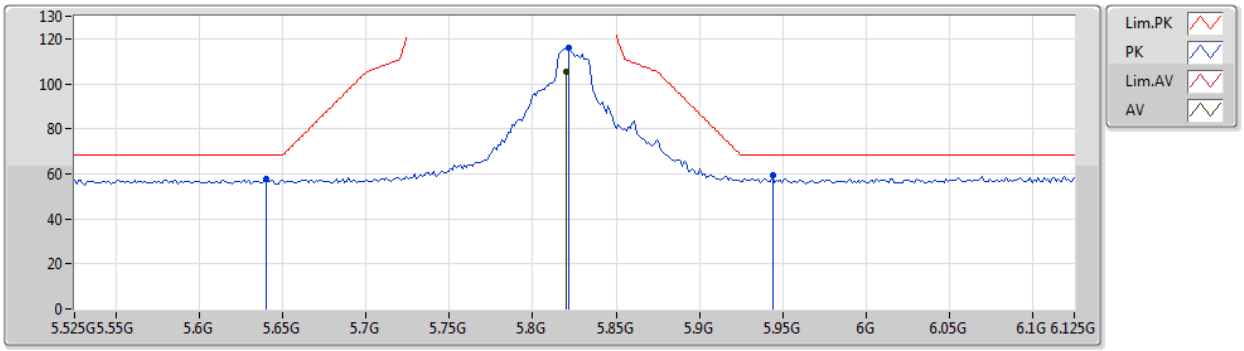

Type	Freq	Level	Limit	Margin	Factor	Dist	Condition	Azimuth	Height	Comment	Raw	AF	CL	PA
	(Hz)	(dBuV/m)	(dBuV/m)	(dB)	(dB)	(m)		(°)	(m)		(dBuV)	(dB)	(dB)	(dB)
AV	5.8202G	105.47	Inf	-Inf	5.55	3	Vertical	345	1.13	-	99.92	32.35	7.68	34.48
PK	5.6402G	57.49	68.20	-10.71	5.23	3	Vertical	345	1.13	-	52.26	32.10	7.57	34.44
PK	5.8214G	115.90	Inf	-Inf	5.55	3	Vertical	345	1.13	-	110.35	32.35	7.68	34.48
PK	5.9438G	59.24	68.20	-8.96	5.77	3	Vertical	345	1.13	-	53.47	32.52	7.76	34.51

802.11ax HEW20-BF_Nss1,(MCS0)_4TX

5825MHz_TX

03/10/2019

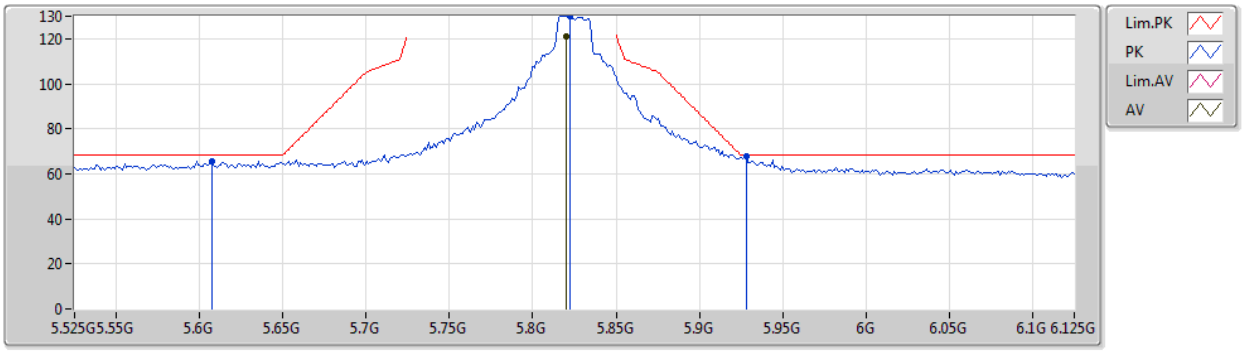

Type	Freq	Level	Limit	Margin	Factor	Dist	Condition	Azimuth	Height	Comment	Raw	AF	CL	PA
	(Hz)	(dBuV/m)	(dBuV/m)	(dB)	(dB)	(m)		(°)	(m)		(dBuV)	(dB)	(dB)	(dB)
AV	5.8202G	121.13	Inf	-Inf	5.55	3	Horizontal	22	1.57	-	115.58	32.35	7.68	34.48
PK	5.6078G	65.69	68.20	-2.51	5.17	3	Horizontal	22	1.57	-	60.52	32.05	7.55	34.43
PK	5.8226G	130.28	Inf	-Inf	5.55	3	Horizontal	22	1.57	-	124.73	32.35	7.68	34.48
PK	5.9282G	67.53	68.20	-0.67	5.74	3	Horizontal	22	1.57	-	61.79	32.50	7.75	34.51

802.11ax HEW20-BF_Nss1,(MCS0)_4TX

5825MHz_TX

03/10/2019

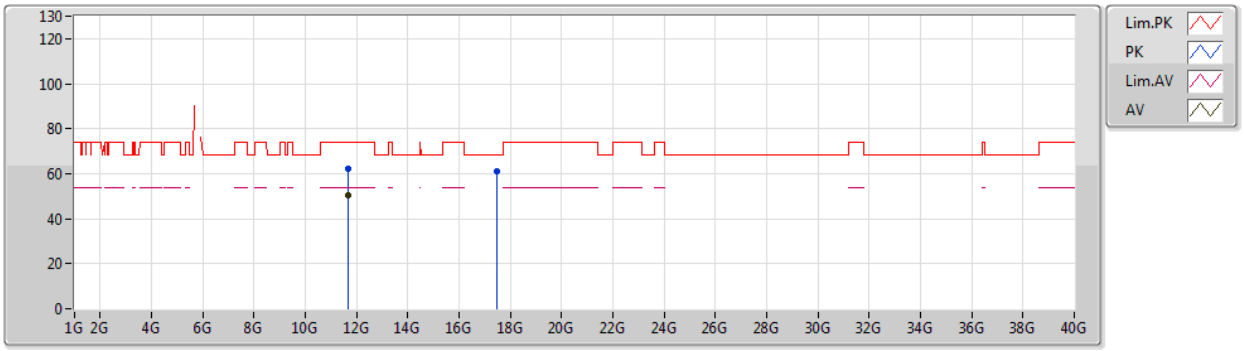

Type	Freq	Level	Limit	Margin	Factor	Dist	Condition	Azimuth	Height	Comment	Raw	AF	CL	PA
	(Hz)	(dBuV/m)	(dBuV/m)	(dB)	(dB)	(m)		(°)	(m)		(dBuV)	(dB)	(dB)	(dB)
AV	11.64832G	50.56	54.00	-3.44	15.63	3	Vertical	357	2.61	-	34.93	39.42	10.76	34.55
PK	11.64826G	62.29	74.00	-11.71	15.63	3	Vertical	357	2.61	-	46.66	39.42	10.76	34.55
PK	17.48148G	61.30	68.20	-6.90	23.24	3	Vertical	167	1.49	-	38.06	43.18	13.97	33.91

802.11ax HEW20-BF_Nss1,(MCS0)_4TX

5825MHz_TX

03/10/2019

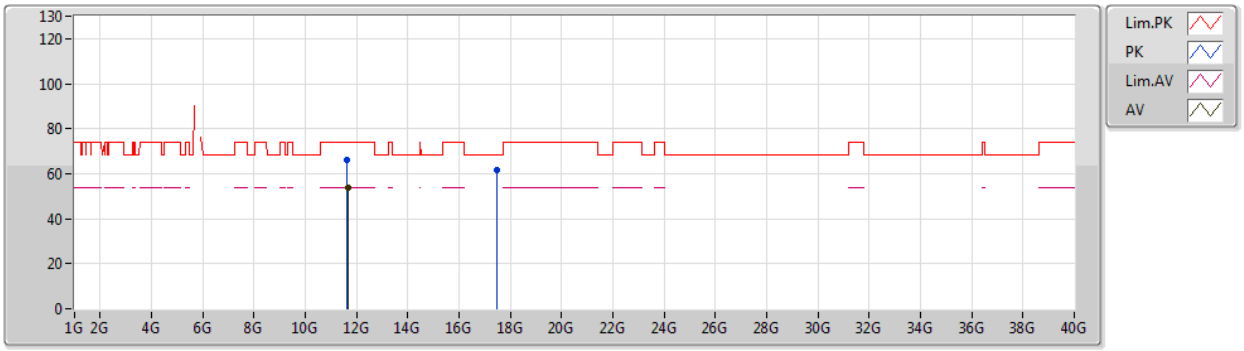

Type	Freq	Level	Limit	Margin	Factor	Dist	Condition	Azimuth	Height	Comment	Raw	AF	CL	PA
	(Hz)	(dBuV/m)	(dBuV/m)	(dB)	(dB)	(m)		(°)	(m)		(dBuV)	(dB)	(dB)	(dB)
AV	11.6497G	53.92	54.00	-0.08	15.63	3	Horizontal	345	2.84	-	38.29	39.42	10.76	34.55
PK	11.64748G	66.01	74.00	-7.99	15.64	3	Horizontal	345	2.84	-	50.37	39.42	10.76	34.54
PK	17.48976G	61.41	68.20	-6.79	23.29	3	Horizontal	200	2.64	-	38.12	43.23	13.97	33.91

802.11ax HEW40-BF_Nss1,(MCS0)_4TX

5190MHz_TX

03/10/2019

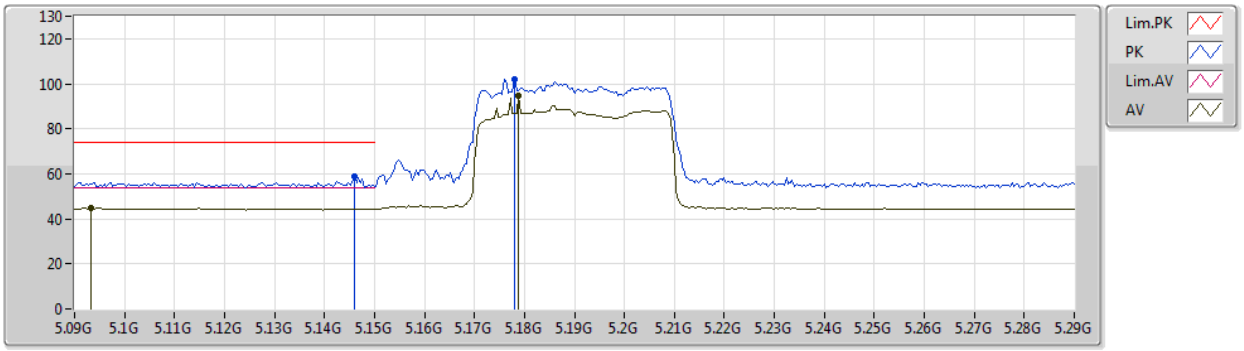

Type	Freq	Level	Limit	Margin	Factor	Dist	Condition	Azimuth	Height	Comment	Raw	AF	CL	PA
	(Hz)	(dBuV/m)	(dBuV/m)	(dB)	(dB)	(m)		(°)	(m)		(dBuV)	(dB)	(dB)	(dB)
AV	5.0932G	44.57	54.00	-9.43	4.28	3	Vertical	323	1.08	-	40.29	31.74	6.97	34.43
AV	5.1788G	94.64	Inf	-Inf	4.42	3	Vertical	323	1.08	-	90.22	31.77	7.07	34.42
PK	5.146G	58.73	74.00	-15.27	4.36	3	Vertical	323	1.08	-	54.37	31.76	7.03	34.43
PK	5.178G	102.19	Inf	-Inf	4.42	3	Vertical	323	1.08	-	97.77	31.77	7.07	34.42

802.11ax HEW40-BF_Nss1,(MCS0)_4TX

5190MHz_TX

03/10/2019

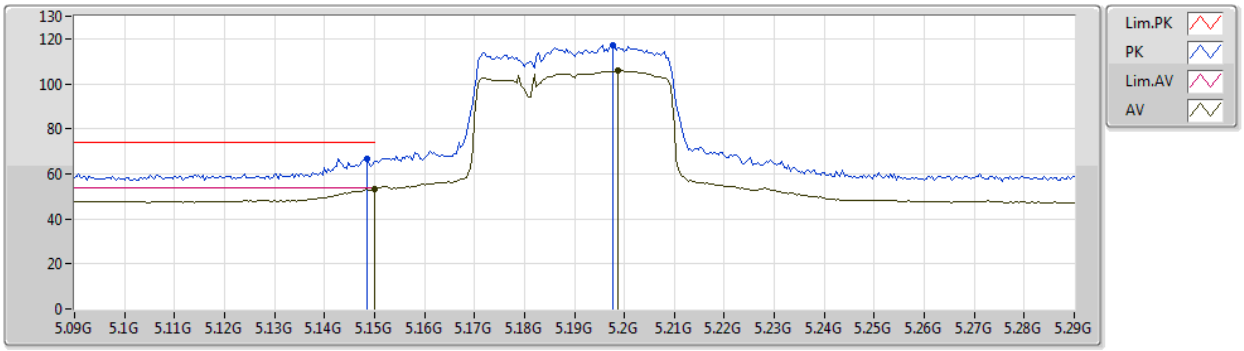

Type	Freq	Level	Limit	Margin	Factor	Dist	Condition	Azimuth	Height	Comment	Raw	AF	CL	PA
	(Hz)	(dBuV/m)	(dBuV/m)	(dB)	(dB)	(m)		(°)	(m)		(dBuV)	(dB)	(dB)	(dB)
AV	5.15G	53.45	54.00	-0.55	4.38	3	Horizontal	3	1.64	-	49.07	31.76	7.04	34.42
AV	5.1988G	105.68	Inf	-Inf	4.46	3	Horizontal	3	1.64	-	101.22	31.78	7.10	34.42
PK	5.1484G	66.58	74.00	-7.42	4.36	3	Horizontal	3	1.64	-	62.22	31.76	7.03	34.43
PK	5.1976G	117.06	Inf	-Inf	4.46	3	Horizontal	3	1.64	-	112.60	31.78	7.10	34.42

802.11ax HEW40-BF_Nss1,(MCS0)_4TX

5190MHz_TX

03/10/2019

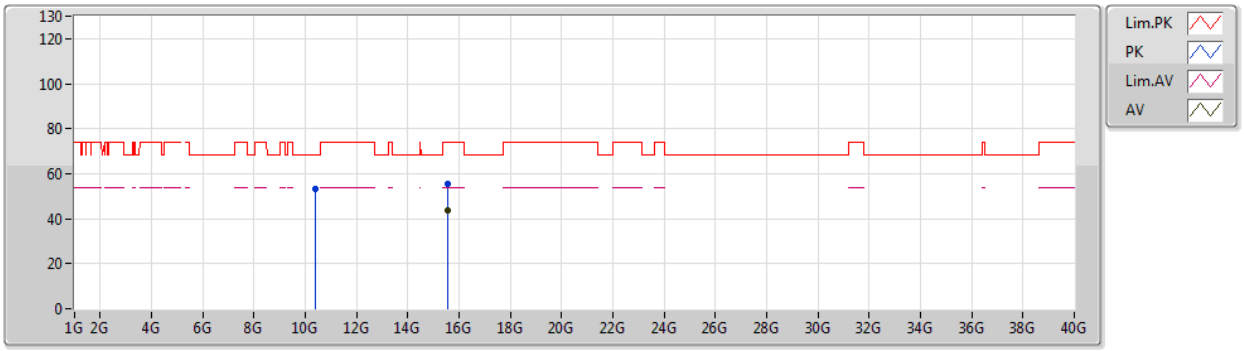

Type	Freq	Level	Limit	Margin	Factor	Dist	Condition	Azimuth	Height	Comment	Raw	AF	CL	PA
	(Hz)	(dBuV/m)	(dBuV/m)	(dB)	(dB)	(m)		(°)	(m)		(dBuV)	(dB)	(dB)	(dB)
AV	15.56898G	43.63	54.00	-10.37	16.91	3	Vertical	73	1.03	-	26.72	38.69	12.86	34.64
PK	10.37658G	53.02	68.20	-15.18	14.83	3	Vertical	79	2.07	-	38.19	39.39	10.33	34.89
PK	15.56214G	55.64	74.00	-18.36	16.94	3	Vertical	73	1.03	-	38.70	38.72	12.85	34.63

802.11ax HEW40-BF_Nss1,(MCS0)_4TX

5190MHz_TX

03/10/2019

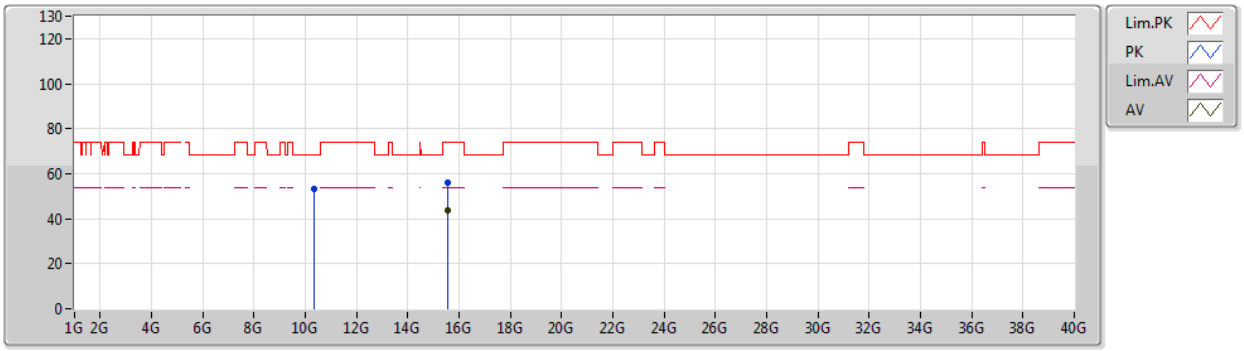

Type	Freq	Level	Limit	Margin	Factor	Dist	Condition	Azimuth	Height	Comment	Raw	AF	CL	PA
	(Hz)	(dBuV/m)	(dBuV/m)	(dB)	(dB)	(m)		(°)	(m)		(dBuV)	(dB)	(dB)	(dB)
AV	15.55902G	43.58	54.00	-10.42	16.94	3	Horizontal	353	2.22	-	26.64	38.73	12.84	34.63
PK	10.36644G	53.05	68.20	-15.15	14.81	3	Horizontal	53	2.36	-	38.24	39.38	10.33	34.90
PK	15.56364G	55.94	74.00	-18.06	16.92	3	Horizontal	353	2.22	-	39.02	38.71	12.85	34.64

802.11ax HEW40-BF_Nss1,(MCS0)_4TX

5230MHz_TX

03/10/2019

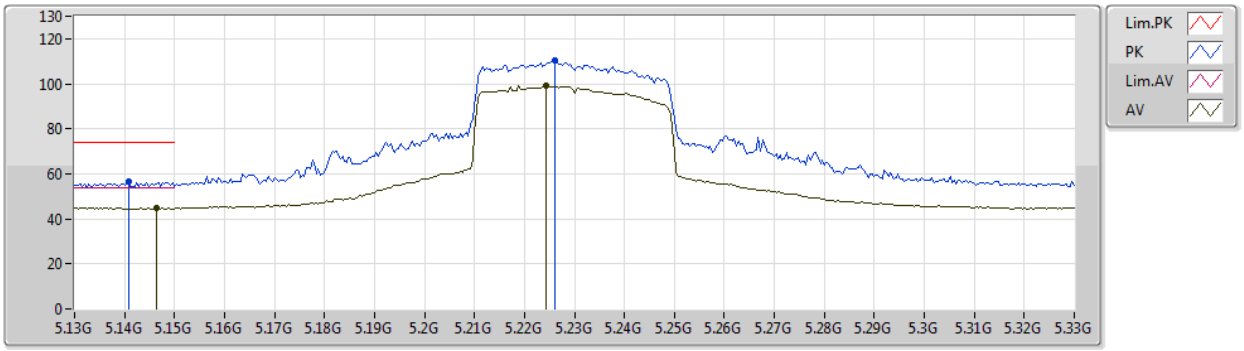

Type	Freq	Level	Limit	Margin	Factor	Dist	Condition	Azimuth	Height	Comment	Raw	AF	CL	PA
	(Hz)	(dBuV/m)	(dBuV/m)	(dB)	(dB)	(m)		(°)	(m)		(dBuV)	(dB)	(dB)	(dB)
AV	5.1464G	44.85	54.00	-9.15	4.36	3	Vertical	296	1.04	-	40.49	31.76	7.03	34.43
AV	5.2244G	99.35	Inf	-Inf	4.50	3	Vertical	296	1.04	-	94.85	31.79	7.13	34.42
PK	5.1408G	56.54	74.00	-17.46	4.35	3	Vertical	296	1.04	-	52.19	31.76	7.02	34.43
PK	5.226G	110.60	Inf	-Inf	4.50	3	Vertical	296	1.04	-	106.10	31.79	7.13	34.42

802.11ax HEW40-BF_Nss1,(MCS0)_4TX

5230MHz_TX

03/10/2019

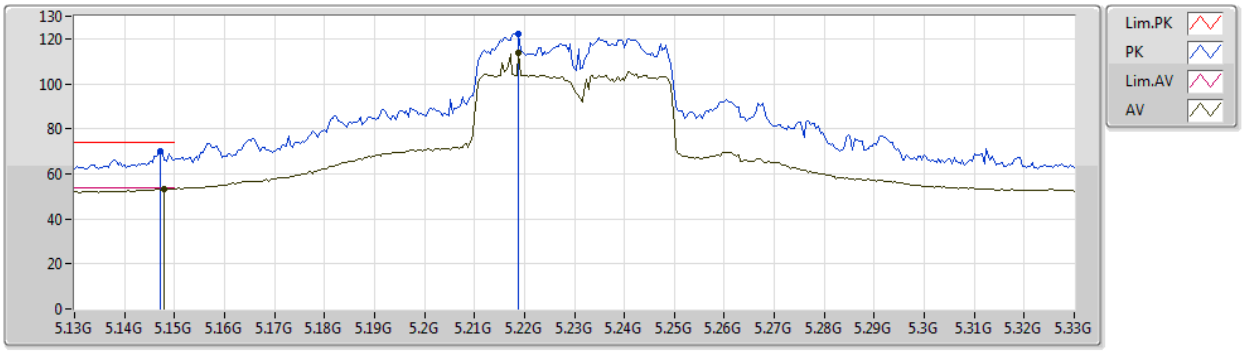

Type	Freq	Level	Limit	Margin	Factor	Dist	Condition	Azimuth	Height	Comment	Raw	AF	CL	PA
	(Hz)	(dBuV/m)	(dBuV/m)	(dB)	(dB)	(m)		(°)	(m)		(dBuV)	(dB)	(dB)	(dB)
AV	5.148G	53.31	54.00	-0.69	4.36	3	Horizontal	13	2.18	-	48.95	31.76	7.03	34.43
AV	5.2188G	113.66	Inf	-Inf	4.49	3	Horizontal	13	2.18	-	109.17	31.79	7.12	34.42
PK	5.1472G	69.85	74.00	-4.15	4.36	3	Horizontal	13	2.18	-	65.49	31.76	7.03	34.43
PK	5.2188G	122.39	Inf	-Inf	4.49	3	Horizontal	13	2.18	-	117.90	31.79	7.12	34.42

802.11ax HEW40-BF_Nss1,(MCS0)_4TX

5230MHz_TX

03/10/2019

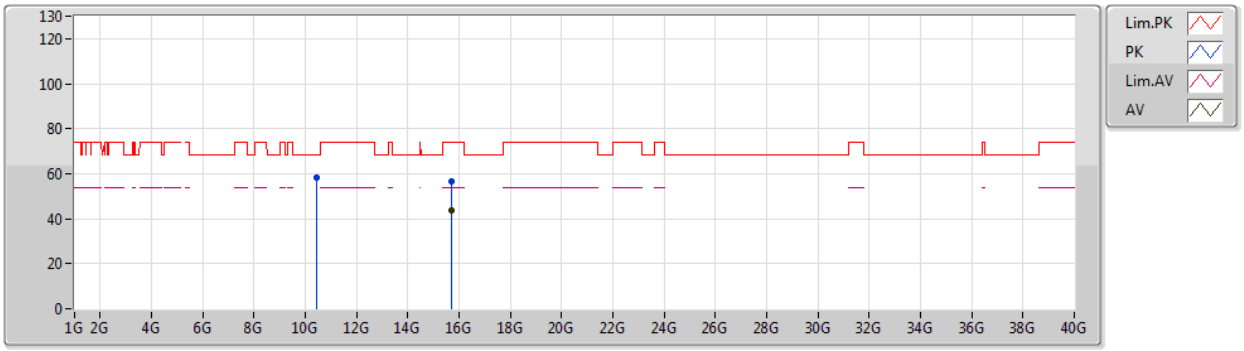

Type	Freq	Level	Limit	Margin	Factor	Dist	Condition	Azimuth	Height	Comment	Raw	AF	CL	PA
	(Hz)	(dBuV/m)	(dBuV/m)	(dB)	(dB)	(m)		(°)	(m)		(dBuV)	(dB)	(dB)	(dB)
AV	15.69594G	43.97	54.00	-10.03	16.50	3	Vertical	47	1.00	-	27.47	38.23	13.06	34.79
PK	10.45988G	58.29	68.20	-9.91	15.03	3	Vertical	308	1.50	-	43.26	39.50	10.35	34.82
PK	15.69894G	56.72	74.00	-17.28	16.48	3	Vertical	47	1.00	-	40.24	38.21	13.06	34.79

802.11ax HEW40-BF_Nss1,(MCS0)_4TX

5230MHz_TX

03/10/2019

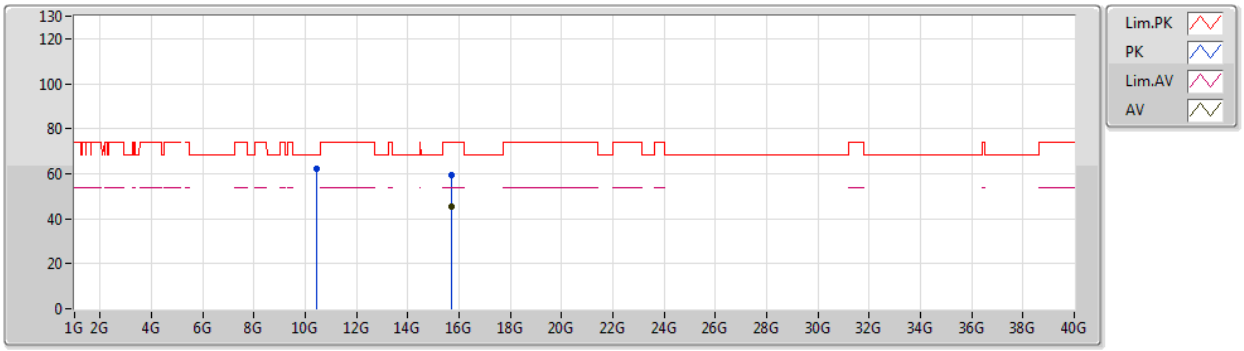

Type	Freq	Level	Limit	Margin	Factor	Dist	Condition	Azimuth	Height	Comment	Raw	AF	CL	PA
	(Hz)	(dBuV/m)	(dBuV/m)	(dB)	(dB)	(m)		(°)	(m)		(dBuV)	(dB)	(dB)	(dB)
AV	15.69258G	45.37	54.00	-8.63	16.50	3	Horizontal	306	1.29	-	28.87	38.24	13.05	34.79
PK	10.454G	62.07	68.20	-6.13	15.01	3	Horizontal	360	1.42	-	47.06	39.49	10.34	34.82
PK	15.68268G	59.43	74.00	-14.57	16.53	3	Horizontal	306	1.29	-	42.90	38.27	13.04	34.78

802.11ax HEW40-BF_Nss1,(MCS0)_4TX

5755MHz_TX

03/10/2019

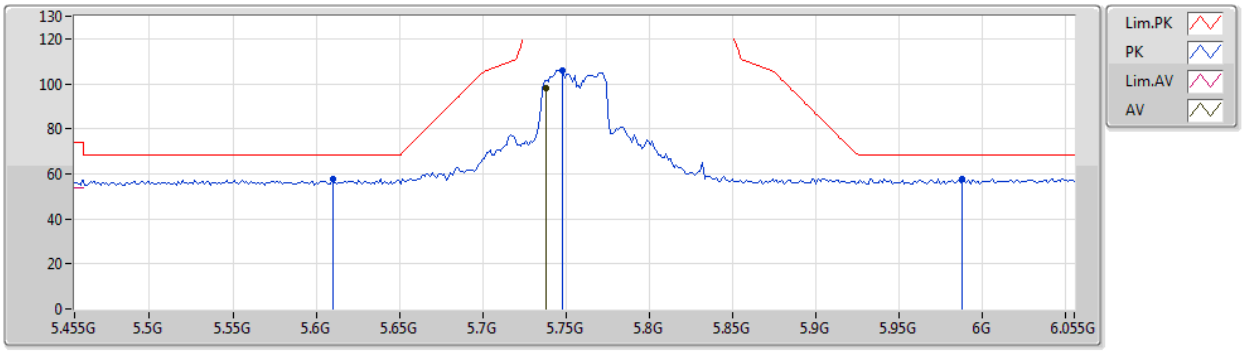

Type	Freq	Level	Limit	Margin	Factor	Dist	Condition	Azimuth	Height	Comment	Raw	AF	CL	PA
	(Hz)	(dBuV/m)	(dBuV/m)	(dB)	(dB)	(m)		(°)	(m)		(dBuV)	(dB)	(dB)	(dB)
AV	5.7382G	98.15	Inf	-Inf	5.40	3	Vertical	344	1.03	-	92.75	32.23	7.63	34.46
PK	5.6098G	57.94	68.20	-10.26	5.17	3	Vertical	344	1.03	-	52.77	32.05	7.55	34.43
PK	5.7478G	105.91	Inf	-Inf	5.43	3	Vertical	344	1.03	-	100.48	32.25	7.64	34.46
PK	5.9878G	57.93	68.20	-10.27	5.85	3	Vertical	344	1.03	-	52.08	32.58	7.79	34.52

802.11ax HEW40-BF_Nss1,(MCS0)_4TX

5755MHz_TX

03/10/2019

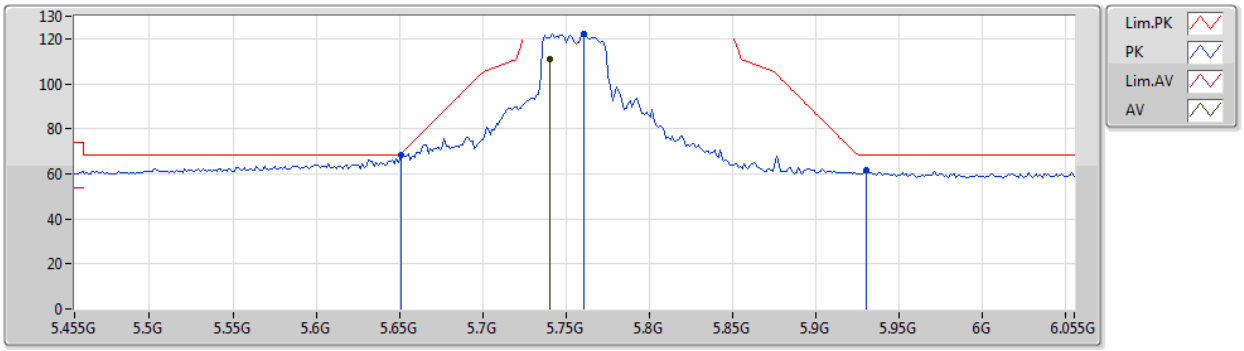

Type	Freq	Level	Limit	Margin	Factor	Dist	Condition	Azimuth	Height	Comment	Raw	AF	CL	PA
	(Hz)	(dBuV/m)	(dBuV/m)	(dB)	(dB)	(m)		(°)	(m)		(dBuV)	(dB)	(dB)	(dB)
AV	5.7406G	111.03	Inf	-Inf	5.41	3	Horizontal	19	2.16	-	105.62	32.24	7.63	34.46
PK	5.6506G	68.12	68.64	-0.52	5.24	3	Horizontal	19	2.16	-	62.88	32.11	7.57	34.44
PK	5.761G	122.18	Inf	-Inf	5.44	3	Horizontal	19	2.16	-	116.74	32.27	7.64	34.47
PK	5.9302G	61.37	68.20	-6.83	5.74	3	Horizontal	19	2.16	-	55.63	32.50	7.75	34.51

802.11ax HEW40-BF_Nss1,(MCS0)_4TX

5755MHz_TX

03/10/2019

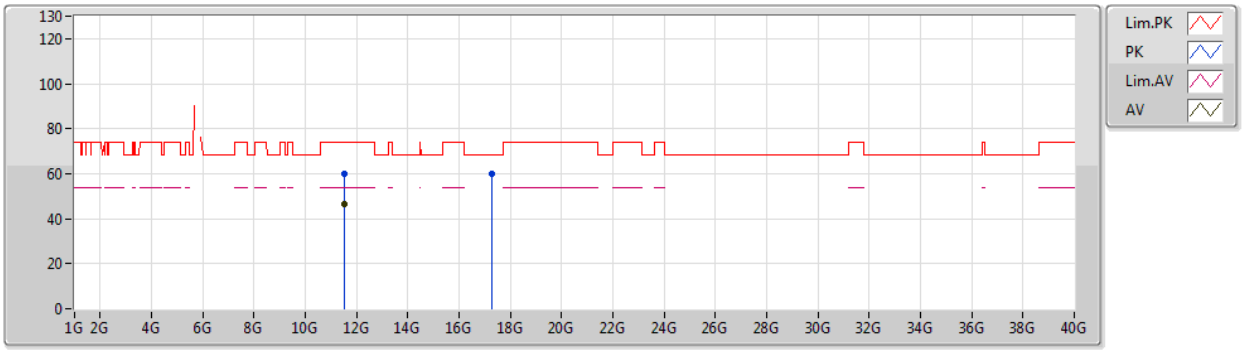

Type	Freq	Level	Limit	Margin	Factor	Dist	Condition	Azimuth	Height	Comment	Raw	AF	CL	PA
	(Hz)	(dBuV/m)	(dBuV/m)	(dB)	(dB)	(m)		(°)	(m)		(dBuV)	(dB)	(dB)	(dB)
AV	11.51666G	46.33	54.00	-7.67	15.76	3	Vertical	355	1.53	-	30.57	39.58	10.69	34.51
PK	11.50994G	59.91	74.00	-14.09	15.77	3	Vertical	355	1.53	-	44.14	39.59	10.69	34.51
PK	17.2746G	60.07	68.20	-8.13	21.93	3	Vertical	300	1.44	-	38.14	41.81	13.92	33.80

802.11ax HEW40-BF_Nss1,(MCS0)_4TX

5755MHz_TX

03/10/2019

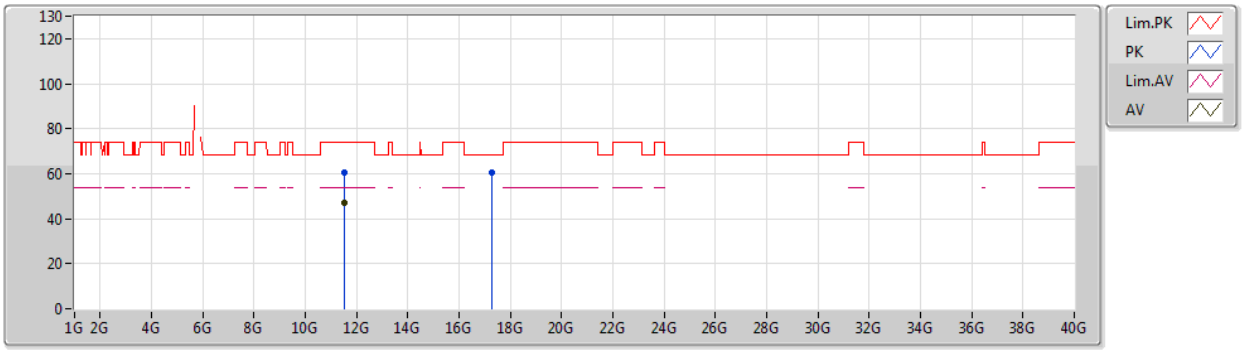

Type	Freq	Level	Limit	Margin	Factor	Dist	Condition	Azimuth	Height	Comment	Raw	AF	CL	PA
	(Hz)	(dBuV/m)	(dBuV/m)	(dB)	(dB)	(m)		(°)	(m)		(dBuV)	(dB)	(dB)	(dB)
AV	11.5136G	46.94	54.00	-7.06	15.76	3	Horizontal	305	2.05	-	31.18	39.58	10.69	34.51
PK	11.50976G	60.63	74.00	-13.37	15.77	3	Horizontal	305	2.05	-	44.86	39.59	10.69	34.51
PK	17.25522G	60.29	68.20	-7.91	21.80	3	Horizontal	326	1.62	-	38.49	41.68	13.91	33.79

802.11ax HEW40-BF_Nss1,(MCS0)_4TX

5795MHz_TX

03/10/2019

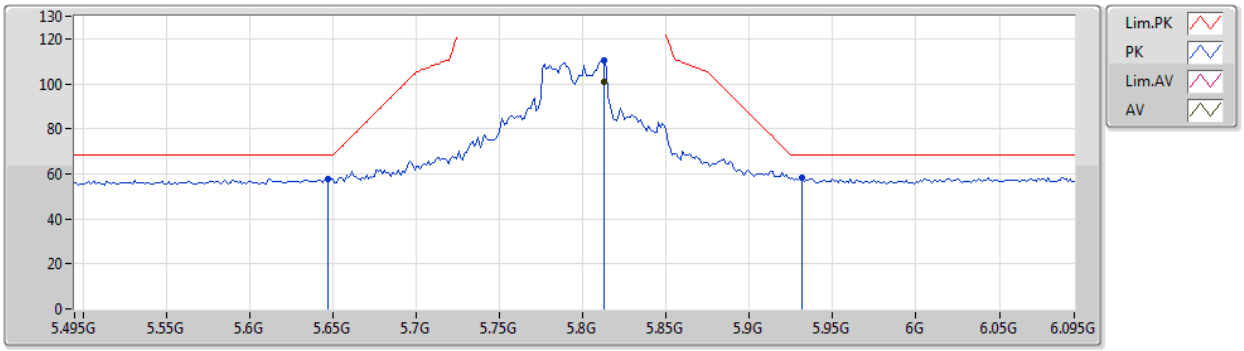

Type	Freq	Level	Limit	Margin	Factor	Dist	Condition	Azimuth	Height	Comment	Raw	AF	CL	PA
	(Hz)	(dBuV/m)	(dBuV/m)	(dB)	(dB)	(m)		(°)	(m)		(dBuV)	(dB)	(dB)	(dB)
AV	5.813G	100.76	Inf	-Inf	5.54	3	Vertical	0	1.00	-	95.22	32.34	7.68	34.48
PK	5.6474G	57.88	68.20	-10.32	5.24	3	Vertical	0	1.00	-	52.64	32.11	7.57	34.44
PK	5.813G	110.15	Inf	-Inf	5.54	3	Vertical	0	1.00	-	104.61	32.34	7.68	34.48
PK	5.9318G	58.26	68.20	-9.94	5.74	3	Vertical	0	1.00	-	52.52	32.50	7.75	34.51

802.11ax HEW40-BF_Nss1,(MCS0)_4TX

5795MHz_TX

03/10/2019

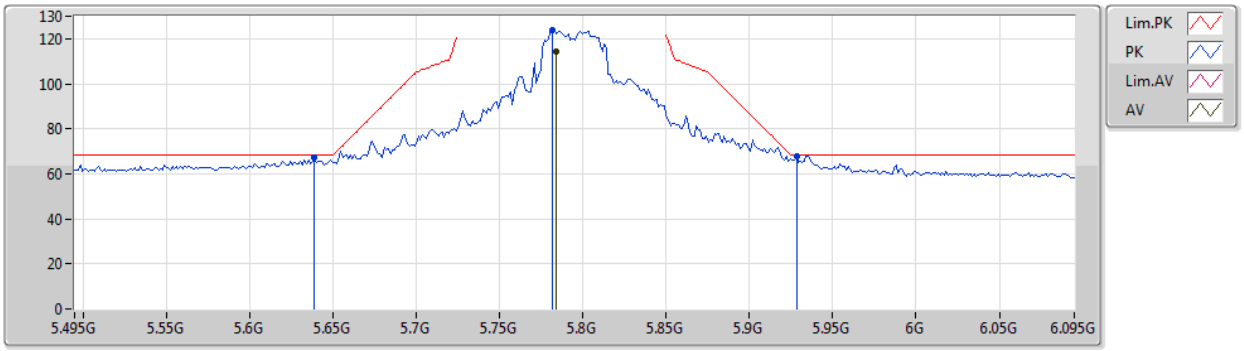

Type	Freq	Level	Limit	Margin	Factor	Dist	Condition	Azimuth	Height	Comment	Raw	AF	CL	PA
	(Hz)	(dBuV/m)	(dBuV/m)	(dB)	(dB)	(m)		(°)	(m)		(dBuV)	(dB)	(dB)	(dB)
AV	5.7842G	114.06	Inf	-Inf	5.48	3	Horizontal	23	2.16	-	108.58	32.30	7.66	34.48
PK	5.639G	67.46	68.20	-0.74	5.22	3	Horizontal	23	2.16	-	62.24	32.09	7.57	34.44
PK	5.7818G	123.71	Inf	-Inf	5.48	3	Horizontal	23	2.16	-	118.23	32.29	7.66	34.47
PK	5.9282G	68.05	68.20	-0.15	5.74	3	Horizontal	23	2.16	-	62.31	32.50	7.75	34.51

802.11ax HEW40-BF_Nss1,(MCS0)_4TX

5795MHz_TX

03/10/2019

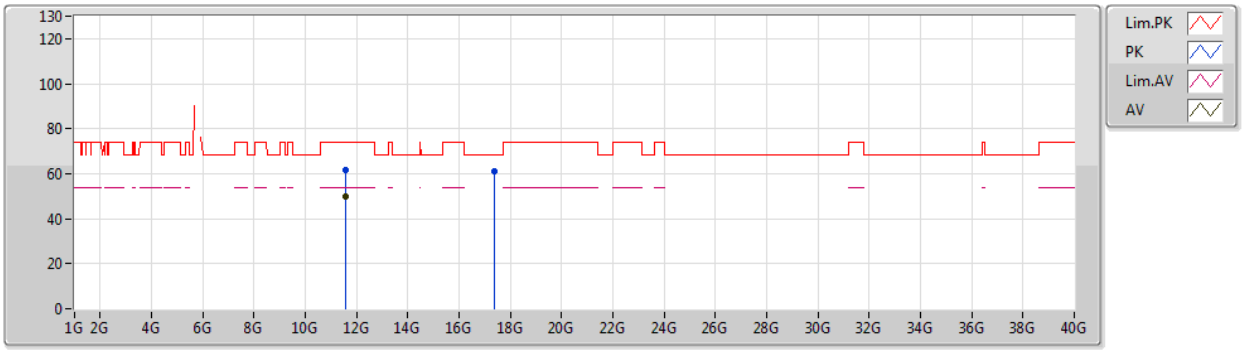

Type	Freq	Level	Limit	Margin	Factor	Dist	Condition	Azimuth	Height	Comment	Raw	AF	CL	PA
	(Hz)	(dBuV/m)	(dBuV/m)	(dB)	(dB)	(m)		(°)	(m)		(dBuV)	(dB)	(dB)	(dB)
AV	11.5753G	49.78	54.00	-4.22	15.70	3	Vertical	355	2.49	-	34.08	39.51	10.72	34.53
PK	11.57578G	61.51	74.00	-12.49	15.70	3	Vertical	355	2.49	-	45.81	39.51	10.72	34.53
PK	17.39826G	60.92	68.20	-7.28	22.72	3	Vertical	249	1.07	-	38.20	42.63	13.95	33.86

802.11ax HEW40-BF_Nss1,(MCS0)_4TX

5795MHz_TX

03/10/2019

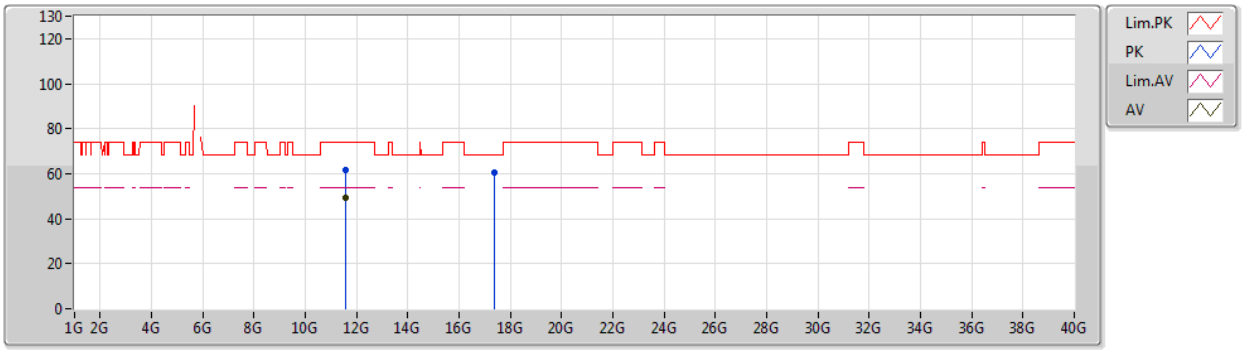

Type	Freq	Level	Limit	Margin	Factor	Dist	Condition	Azimuth	Height	Comment	Raw	AF	CL	PA
	(Hz)	(dBuV/m)	(dBuV/m)	(dB)	(dB)	(m)		(°)	(m)		(dBuV)	(dB)	(dB)	(dB)
AV	11.57932G	49.38	54.00	-4.62	15.70	3	Horizontal	54	1.48	-	33.68	39.50	10.73	34.53
PK	11.58982G	61.53	74.00	-12.47	15.69	3	Horizontal	54	1.48	-	45.84	39.49	10.73	34.53
PK	17.39688G	60.57	68.20	-7.63	22.71	3	Horizontal	56	2.49	-	37.86	42.62	13.95	33.86

802.11ax HEW80-BF_Nss1,(MCS0)_4TX

5210MHz_TX

03/10/2019

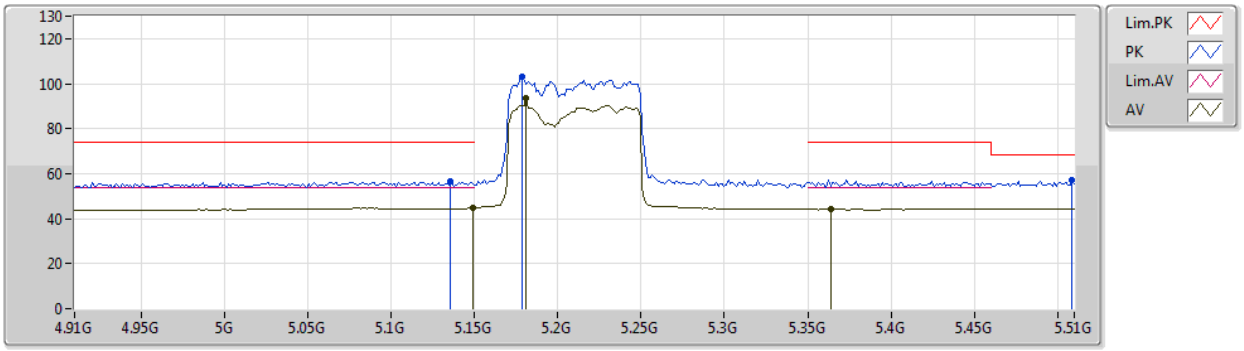

Type	Freq	Level	Limit	Margin	Factor	Dist	Condition	Azimuth	Height	Comment	Raw	AF	CL	PA
	(Hz)	(dBuV/m)	(dBuV/m)	(dB)	(dB)	(m)		(°)	(m)		(dBuV)	(dB)	(dB)	(dB)
AV	5.1488G	44.82	54.00	-9.18	4.36	3	Vertical	298	3.00	-	40.46	31.76	7.03	34.43
AV	5.1812G	93.81	Inf	-Inf	4.43	3	Vertical	298	3.00	-	89.38	31.77	7.08	34.42
AV	5.3636G	44.36	54.00	-9.64	4.74	3	Vertical	298	3.00	-	39.62	31.85	7.30	34.41
PK	5.1356G	56.76	74.00	-17.24	4.34	3	Vertical	298	3.00	-	52.42	31.75	7.02	34.43
PK	5.1788G	102.97	Inf	-Inf	4.42	3	Vertical	298	3.00	-	98.55	31.77	7.07	34.42
PK	5.5088G	57.08	68.20	-11.12	4.98	3	Vertical	298	3.00	-	52.10	31.91	7.48	34.41

802.11ax HEW80-BF_Nss1,(MCS0)_4TX

5210MHz_TX

03/10/2019

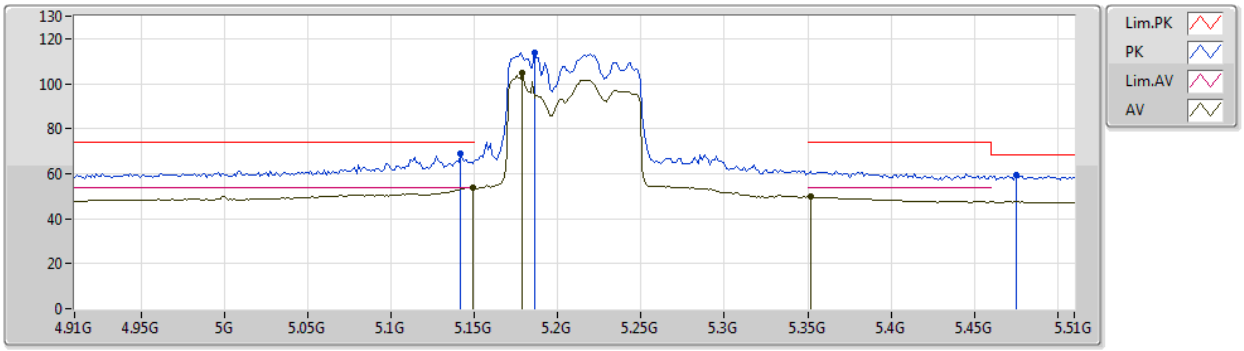

Type	Freq	Level	Limit	Margin	Factor	Dist	Condition	Azimuth	Height	Comment	Raw	AF	CL	PA
	(Hz)	(dBuV/m)	(dBuV/m)	(dB)	(dB)	(m)		(°)	(m)		(dBuV)	(dB)	(dB)	(dB)
AV	5.1488G	53.69	54.00	-0.31	4.36	3	Horizontal	0	2.35	-	49.33	31.76	7.03	34.43
AV	5.1788G	104.83	Inf	-Inf	4.42	3	Horizontal	0	2.35	-	100.41	31.77	7.07	34.42
AV	5.3516G	49.72	54.00	-4.28	4.72	3	Horizontal	0	2.35	-	45.00	31.84	7.29	34.41
PK	5.1416G	68.81	74.00	-5.19	4.36	3	Horizontal	0	2.35	-	64.45	31.76	7.03	34.43
PK	5.186G	113.94	Inf	-Inf	4.43	3	Horizontal	0	2.35	-	109.51	31.77	7.08	34.42
PK	5.4752G	59.27	68.20	-8.93	4.92	3	Horizontal	0	2.35	-	54.35	31.89	7.44	34.41

802.11ax HEW80-BF_Nss1,(MCS0)_4TX

5210MHz_TX

03/10/2019

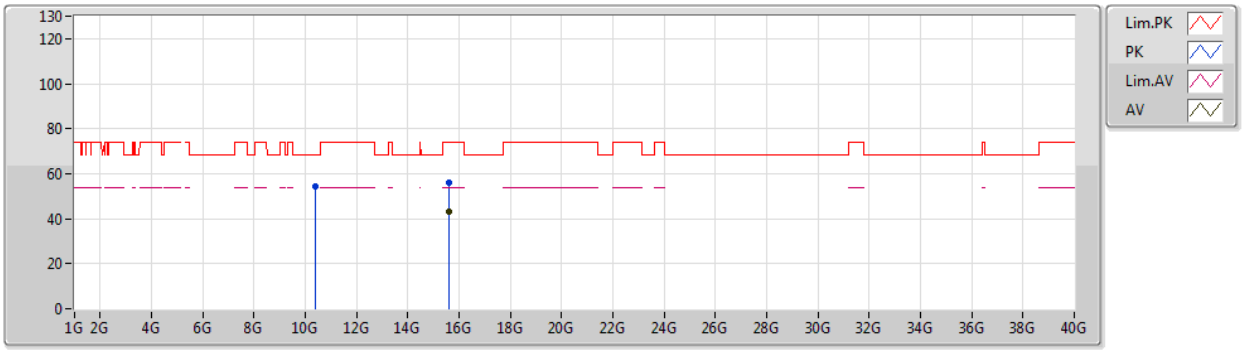

Type	Freq	Level	Limit	Margin	Factor	Dist	Condition	Azimuth	Height	Comment	Raw	AF	CL	PA
	(Hz)	(dBuV/m)	(dBuV/m)	(dB)	(dB)	(m)		(°)	(m)		(dBuV)	(dB)	(dB)	(dB)
AV	15.62022G	43.05	54.00	-10.95	16.75	3	Vertical	259	1.93	-	26.30	38.51	12.94	34.70
PK	10.4107G	54.33	68.20	-13.87	14.91	3	Vertical	73	1.89	-	39.42	39.43	10.34	34.86
PK	15.61572G	55.77	74.00	-18.23	16.75	3	Vertical	259	1.93	-	39.02	38.52	12.93	34.70

802.11ax HEW80-BF_Nss1,(MCS0)_4TX

5210MHz_TX

03/10/2019

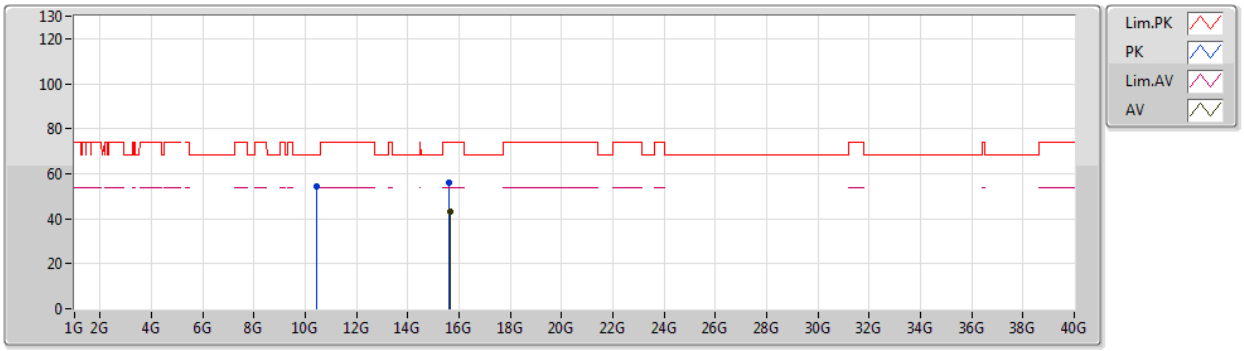

Type	Freq	Level	Limit	Margin	Factor	Dist	Condition	Azimuth	Height	Comment	Raw	AF	CL	PA
	(Hz)	(dBuV/m)	(dBuV/m)	(dB)	(dB)	(m)		(°)	(m)		(dBuV)	(dB)	(dB)	(dB)
AV	15.64416G	43.04	54.00	-10.96	16.67	3	Horizontal	212	1.98	-	26.37	38.42	12.98	34.73
PK	10.43158G	54.10	68.20	-14.10	14.96	3	Horizontal	344	1.94	-	39.14	39.46	10.34	34.84
PK	15.61638G	55.85	74.00	-18.15	16.75	3	Horizontal	212	1.98	-	39.10	38.52	12.93	34.70

802.11ax HEW80-BF_Nss1,(MCS0)_4TX

5775MHz_TX

03/10/2019

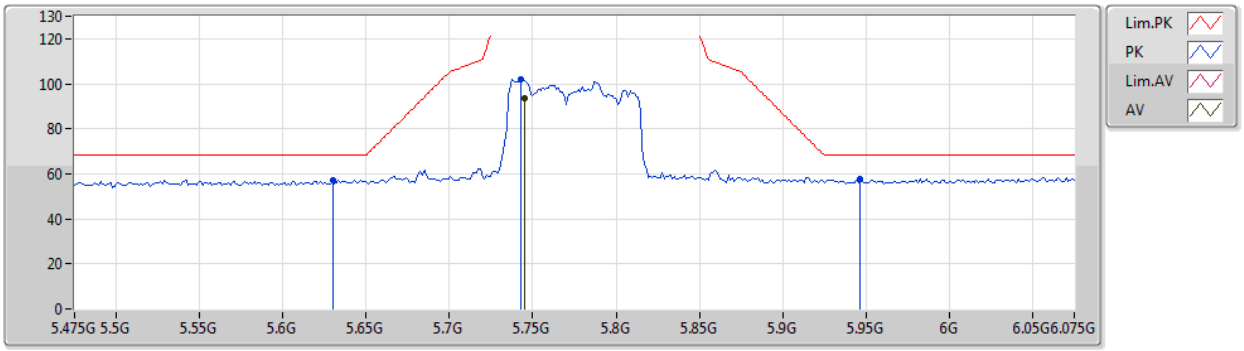

Type	Freq	Level	Limit	Margin	Factor	Dist	Condition	Azimuth	Height	Comment	Raw	AF	CL	PA
	(Hz)	(dBuV/m)	(dBuV/m)	(dB)	(dB)	(m)		(°)	(m)		(dBuV)	(dB)	(dB)	(dB)
AV	5.745G	93.31	Inf	-Inf	5.41	3	Vertical	0	1.00	-	87.90	32.24	7.63	34.46
PK	5.6298G	57.23	68.20	-10.97	5.20	3	Vertical	0	1.00	-	52.03	32.08	7.56	34.44
PK	5.7426G	101.94	Inf	-Inf	5.41	3	Vertical	0	1.00	-	96.53	32.24	7.63	34.46
PK	5.9466G	57.85	68.20	-10.35	5.78	3	Vertical	0	1.00	-	52.07	32.53	7.76	34.51

802.11ax HEW80-BF_Nss1,(MCS0)_4TX

5775MHz_TX

03/10/2019

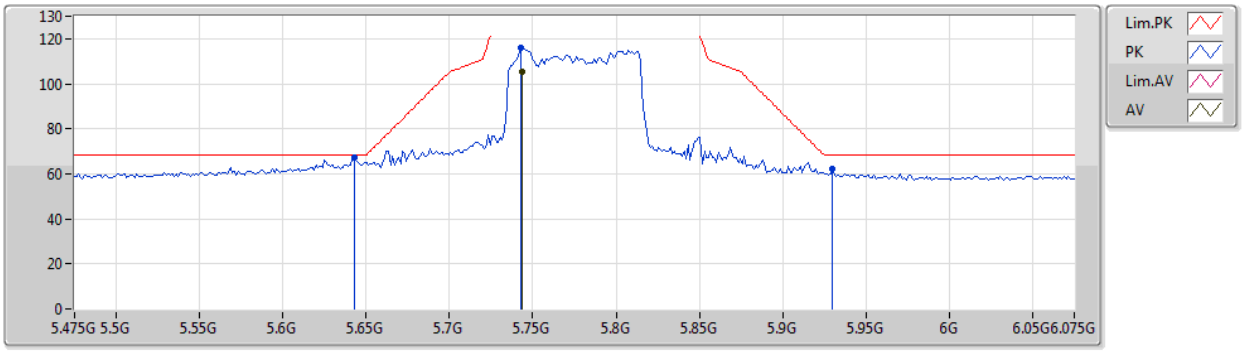

Type	Freq	Level	Limit	Margin	Factor	Dist	Condition	Azimuth	Height	Comment	Raw	AF	CL	PA
	(Hz)	(dBuV/m)	(dBuV/m)	(dB)	(dB)	(m)		(°)	(m)		(dBuV)	(dB)	(dB)	(dB)
AV	5.7438G	105.09	Inf	-Inf	5.41	3	Horizontal	28	1.49	-	99.68	32.24	7.63	34.46
PK	5.643G	67.47	68.20	-0.73	5.23	3	Horizontal	28	1.49	-	62.24	32.10	7.57	34.44
PK	5.7426G	116.06	Inf	-Inf	5.41	3	Horizontal	28	1.49	-	110.65	32.24	7.63	34.46
PK	5.9298G	62.42	68.20	-5.78	5.74	3	Horizontal	28	1.49	-	56.68	32.50	7.75	34.51

802.11ax HEW80-BF_Nss1,(MCS0)_4TX

5775MHz_TX

03/10/2019

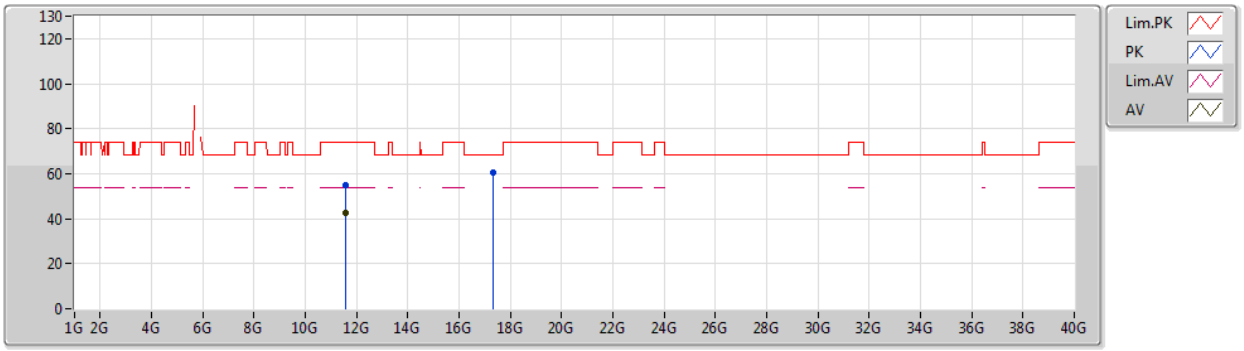

Type	Freq	Level	Limit	Margin	Factor	Dist	Condition	Azimuth	Height	Comment	Raw	AF	CL	PA
	(Hz)	(dBuV/m)	(dBuV/m)	(dB)	(dB)	(m)		(°)	(m)		(dBuV)	(dB)	(dB)	(dB)
AV	11.5578G	42.40	54.00	-11.60	15.72	3	Vertical	38	2.00	-	26.68	39.53	10.71	34.52
PK	11.55594G	55.06	74.00	-18.94	15.72	3	Vertical	38	2.00	-	39.34	39.53	10.71	34.52
PK	17.33568G	60.30	68.20	-7.90	22.32	3	Vertical	116	2.13	-	37.98	42.22	13.93	33.83

802.11ax HEW80-BF_Nss1,(MCS0)_4TX

5775MHz_TX

03/10/2019

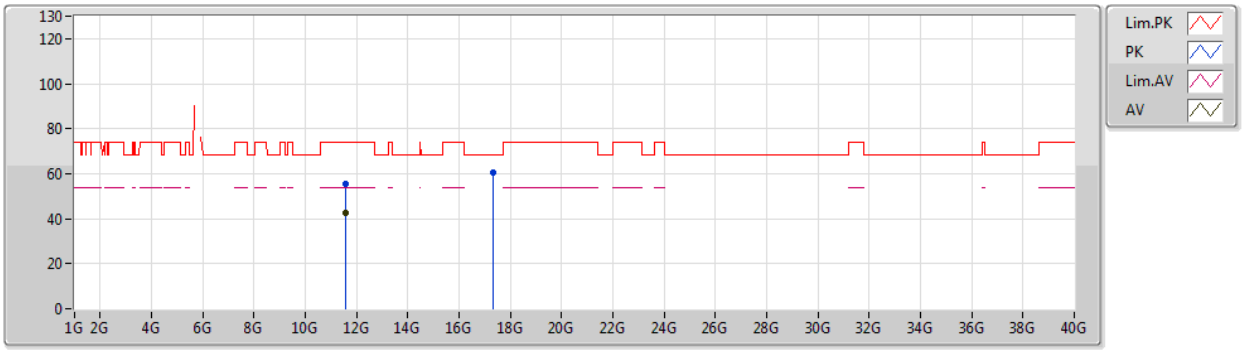

Type	Freq	Level	Limit	Margin	Factor	Dist	Condition	Azimuth	Height	Comment	Raw	AF	CL	PA
	(Hz)	(dBuV/m)	(dBuV/m)	(dB)	(dB)	(m)		(°)	(m)		(dBuV)	(dB)	(dB)	(dB)
AV	11.55918G	42.42	54.00	-11.58	15.73	3	Horizontal	53	1.29	-	26.69	39.53	10.72	34.52
PK	11.54982G	55.43	74.00	-18.57	15.73	3	Horizontal	53	1.29	-	39.70	39.54	10.71	34.52
PK	17.32986G	60.27	68.20	-7.93	22.29	3	Horizontal	241	2.68	-	37.98	42.18	13.93	33.82

Summary

Mode	Result	Type	Freq (Hz)	Level (dBuV/m)	Limit (dBuV/m)	Margin (dB)	Dist (m)	Condition	Azimuth (°)	Height (m)	Comments
5.725-5.85GHz	-	-	-	-	-	-	-	-	-	-	-
802.11ax HEW80-BF_Nss1,(MCS0)_2TX	Pass	QP	99.84M	42.10	43.50	-1.40	3	Horizontal	214	1.79	-

Result

Mode	Result	Type	Freq (Hz)	Level (dBuV/m)	Limit (dBuV/m)	Margin (dB)	Dist (m)	Condition	Azimuth (°)	Height (m)	Comments
802.11ax HEW80-BF_Nss1,(MCS0)_2TX	-	-	-	-	-	-	-	-	-	-	-
5775MHz	Pass	PK	218.18M	36.40	46.00	-9.60	3	Vertical	0	2.00	-
5775MHz	Pass	PK	412.18M	41.72	46.00	-4.28	3	Vertical	0	2.00	-
5775MHz	Pass	PK	532.46M	41.93	46.00	-4.07	3	Vertical	0	2.00	-
5775MHz	Pass	PK	586.78M	40.14	46.00	-5.86	3	Vertical	0	2.00	-
5775MHz	Pass	PK	664.38M	38.18	46.00	-7.82	3	Vertical	0	2.00	-
5775MHz	Pass	QP	99.84M	41.12	43.50	-2.38	3	Vertical	96	1.75	-
5775MHz	Pass	PK	249.22M	42.50	46.00	-3.50	3	Horizontal	360	1.00	-
5775MHz	Pass	PK	299.66M	37.48	46.00	-8.52	3	Horizontal	360	1.00	-
5775MHz	Pass	PK	487.84M	40.52	46.00	-5.48	3	Horizontal	360	1.00	-
5775MHz	Pass	PK	528.58M	42.79	46.00	-3.21	3	Horizontal	360	1.00	-
5775MHz	Pass	PK	561.56M	42.60	46.00	-3.40	3	Horizontal	360	1.00	-
5775MHz	Pass	QP	99.84M	42.10	43.50	-1.40	3	Horizontal	214	1.79	-

802.11ax HEW80-BF_Nss1,(MCS0)_2TX

5775MHz_PoE

15/10/2019

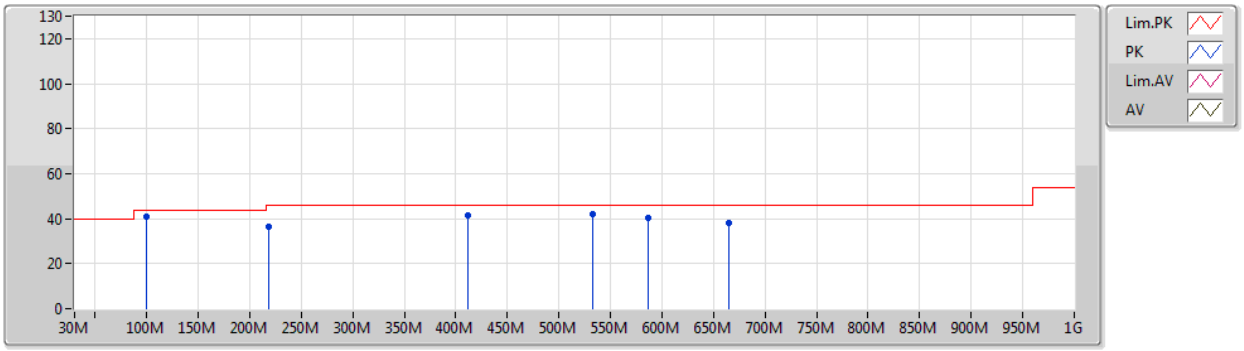

Type	Freq	Level	Limit	Margin	Factor	Dist	Condition	Azimuth	Height	Comment	Raw	AF	CL	PA
	(Hz)	(dBuV/m)	(dBuV/m)	(dB)	(dB)	(m)		(°)	(m)		(dBuV)	(dB)	(dB)	(dB)
PK	218.18M	36.40	46.00	-9.60	-20.94	3	Vertical	0	2.00	-	57.34	14.22	1.22	36.38
PK	412.18M	41.72	46.00	-4.28	-13.65	3	Vertical	0	2.00	-	55.37	21.31	1.71	36.67
PK	532.46M	41.93	46.00	-4.07	-11.97	3	Vertical	0	2.00	-	53.90	23.08	1.97	37.02
PK	586.78M	40.14	46.00	-5.86	-10.57	3	Vertical	0	2.00	-	50.71	24.54	2.07	37.18
PK	664.38M	38.18	46.00	-7.82	-9.83	3	Vertical	0	2.00	-	48.01	25.26	2.22	37.31
QP	99.84M	41.12	43.50	-2.38	-20.95	3	Vertical	96	1.75	-	62.07	15.02	0.81	36.78

802.11ax HEW80-BF_Nss1,(MCS0)_2TX

5775MHz_PoE

15/10/2019

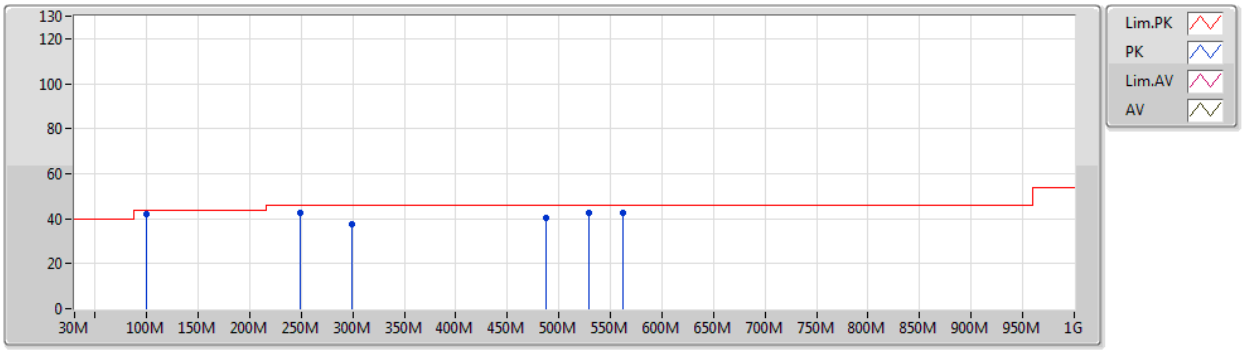

Type	Freq	Level	Limit	Margin	Factor	Dist	Condition	Azimuth	Height	Comment	Raw	AF	CL	PA
	(Hz)	(dBuV/m)	(dBuV/m)	(dB)	(dB)	(m)		(°)	(m)		(dBuV)	(dB)	(dB)	(dB)
PK	249.22M	42.50	46.00	-3.50	-17.58	3	Horizontal	360	1.00	-	60.08	17.55	1.29	36.42
PK	299.66M	37.48	46.00	-8.52	-16.73	3	Horizontal	360	1.00	-	54.21	18.31	1.44	36.48
PK	487.84M	40.52	46.00	-5.48	-12.22	3	Horizontal	360	1.00	-	52.74	22.79	1.87	36.88
PK	528.58M	42.79	46.00	-3.21	-12.03	3	Horizontal	360	1.00	-	54.82	23.02	1.96	37.01
PK	561.56M	42.60	46.00	-3.40	-9.99	3	Horizontal	360	1.00	-	52.59	25.08	2.03	37.10
QP	99.84M	42.10	43.50	-1.40	-20.95	3	Horizontal	214	1.79	-	63.05	15.02	0.81	36.78

Summary

Mode	Result	Type	Freq (Hz)	Level (dBuV/m)	Limit (dBuV/m)	Margin (dB)	Dist (m)	Condition	Azimuth (°)	Height (m)	Comments
5.15-5.25GHz	-	-	-	-	-	-	-	-	-	-	-
802.11ax HEW20-BF_Nss1,(MCS0)_2TX	Pass	AV	5.1494G	53.83	54.00	-0.17	3	Horizontal	4	1.77	-
802.11ax HEW40-BF_Nss1,(MCS0)_2TX	Pass	AV	5.1492G	53.78	54.00	-0.22	3	Horizontal	7	1.79	-
802.11ax HEW80-BF_Nss1,(MCS0)_2TX	Pass	AV	5.148G	53.47	54.00	-0.53	3	Horizontal	4	1.84	-
5.725-5.85GHz	-	-	-	-	-	-	-	-	-	-	-
802.11ax HEW20-BF_Nss1,(MCS0)_2TX	Pass	PK	5.9294G	68.10	68.20	-0.10	3	Horizontal	12	1.69	-
802.11ax HEW40-BF_Nss1,(MCS0)_2TX	Pass	PK	17.38356G	67.90	68.20	-0.30	3	Horizontal	323	1.32	-
802.11ax HEW80-BF_Nss1,(MCS0)_2TX	Pass	PK	5.6466G	67.57	68.20	-0.63	3	Horizontal	15	1.72	-

Result

Mode	Result	Type	Freq (Hz)	Level (dBuV/m)	Limit (dBuV/m)	Margin (dB)	Dist (m)	Condition	Azimuth (°)	Height (m)	Comments
802.11ax HEW20-BF_Nss1,(MCS0)_2TX	-	-	-	-	-	-	-	-	-	-	-
5180MHz	Pass	AV	5.1434G	48.91	54.00	-5.09	3	Vertical	305	2.77	-
5180MHz	Pass	AV	5.1776G	95.38	Inf	-Inf	3	Vertical	305	2.77	-
5180MHz	Pass	PK	5.0732G	62.36	74.00	-11.64	3	Vertical	305	2.77	-
5180MHz	Pass	PK	5.1782G	107.52	Inf	-Inf	3	Vertical	305	2.77	-
5180MHz	Pass	AV	5.1494G	53.83	54.00	-0.17	3	Horizontal	4	1.77	-
5180MHz	Pass	AV	5.1866G	109.38	Inf	-Inf	3	Horizontal	4	1.77	-
5180MHz	Pass	PK	5.1488G	72.25	74.00	-1.75	3	Horizontal	4	1.77	-
5180MHz	Pass	PK	5.1884G	121.72	Inf	-Inf	3	Horizontal	4	1.77	-
5180MHz	Pass	AV	3.88501G	48.75	54.00	-5.25	3	Vertical	317	1.25	-
5180MHz	Pass	AV	15.52944G	48.03	54.00	-5.97	3	Vertical	11	1.74	-
5180MHz	Pass	PK	3.88489G	53.30	74.00	-20.70	3	Vertical	317	1.25	-
5180MHz	Pass	PK	10.3525G	59.77	68.20	-8.43	3	Vertical	136	1.57	-
5180MHz	Pass	PK	15.5514G	61.35	74.00	-12.65	3	Vertical	11	1.74	-
5180MHz	Pass	AV	3.88502G	51.86	54.00	-2.14	3	Horizontal	312	2.42	-
5180MHz	Pass	AV	15.52584G	48.14	54.00	-5.86	3	Horizontal	330	1.12	-
5180MHz	Pass	PK	3.88495G	55.27	74.00	-18.73	3	Horizontal	312	2.42	-
5180MHz	Pass	PK	10.34914G	60.66	68.20	-7.54	3	Horizontal	165	2.26	-
5180MHz	Pass	PK	15.53772G	60.53	74.00	-13.47	3	Horizontal	330	1.12	-
5200MHz	Pass	AV	5.104G	49.59	54.00	-4.41	3	Vertical	318	2.96	-
5200MHz	Pass	AV	5.2036G	96.83	Inf	-Inf	3	Vertical	318	2.96	-
5200MHz	Pass	PK	5.0818G	61.38	74.00	-12.62	3	Vertical	318	2.96	-
5200MHz	Pass	PK	5.2084G	108.91	Inf	-Inf	3	Vertical	318	2.96	-
5200MHz	Pass	AV	5.0932G	53.69	54.00	-0.31	3	Horizontal	17	1.85	-
5200MHz	Pass	AV	5.1976G	112.21	Inf	-Inf	3	Horizontal	17	1.85	-
5200MHz	Pass	PK	5.101G	65.48	74.00	-8.52	3	Horizontal	17	1.85	-
5200MHz	Pass	PK	5.1964G	123.95	Inf	-Inf	3	Horizontal	17	1.85	-
5200MHz	Pass	AV	15.5862G	48.37	54.00	-5.63	3	Vertical	44	2.19	-
5200MHz	Pass	PK	3.46668G	55.93	68.20	-12.27	3	Vertical	7	2.10	-
5200MHz	Pass	PK	10.39996G	59.76	68.20	-8.44	3	Vertical	266	1.07	-
5200MHz	Pass	PK	15.6009G	61.09	74.00	-12.91	3	Vertical	44	2.19	-
5200MHz	Pass	AV	15.5991G	48.22	54.00	-5.78	3	Horizontal	358	1.75	-
5200MHz	Pass	PK	3.4667G	54.18	68.20	-14.02	3	Horizontal	15	1.31	-
5200MHz	Pass	PK	10.39286G	59.72	68.20	-8.48	3	Horizontal	232	2.09	-
5200MHz	Pass	PK	15.60078G	60.96	74.00	-13.04	3	Horizontal	358	1.75	-
5240MHz	Pass	AV	5.117G	48.88	54.00	-5.12	3	Vertical	331	1.00	-
5240MHz	Pass	AV	5.2334G	95.90	Inf	-Inf	3	Vertical	331	1.00	-
5240MHz	Pass	AV	5.3768G	47.41	54.00	-6.59	3	Vertical	331	1.00	-
5240MHz	Pass	PK	5.1152G	61.24	74.00	-12.76	3	Vertical	331	1.00	-
5240MHz	Pass	PK	5.234G	106.65	Inf	-Inf	3	Vertical	331	1.00	-
5240MHz	Pass	PK	5.3702G	60.05	74.00	-13.95	3	Vertical	331	1.00	-
5240MHz	Pass	AV	5.1482G	53.83	54.00	-0.17	3	Horizontal	3	1.74	-
5240MHz	Pass	AV	5.2412G	112.32	Inf	-Inf	3	Horizontal	3	1.74	-
5240MHz	Pass	AV	5.35G	51.69	54.00	-2.31	3	Horizontal	3	1.74	-
5240MHz	Pass	PK	5.1476G	66.11	74.00	-7.89	3	Horizontal	3	1.74	-
5240MHz	Pass	PK	5.2484G	124.02	Inf	-Inf	3	Horizontal	3	1.74	-
5240MHz	Pass	PK	5.35G	62.15	74.00	-11.85	3	Horizontal	3	1.74	-
5240MHz	Pass	AV	15.72636G	47.69	54.00	-6.31	3	Vertical	300	2.49	-

Level (dBuV/m) = Raw(Read Level) + AF(Antenna Factor) + CL(Cable Loss) - PA(Preamp Factor)

Mode	Result	Type	Freq (Hz)	Level (dBuV/m)	Limit (dBuV/m)	Margin (dB)	Dist (m)	Condition	Azimuth (°)	Height (m)	Comments
5240MHz	Pass	PK	3.49331G	54.84	68.20	-13.36	3	Vertical	7	2.10	-
5240MHz	Pass	PK	10.4818G	59.58	68.20	-8.62	3	Vertical	23	1.85	-
5240MHz	Pass	PK	15.71352G	60.74	74.00	-13.26	3	Vertical	300	2.49	-
5240MHz	Pass	AV	15.70614G	47.70	54.00	-6.30	3	Horizontal	301	1.11	-
5240MHz	Pass	PK	3.49335G	53.27	68.20	-14.93	3	Horizontal	315	1.48	-
5240MHz	Pass	PK	10.48348G	59.86	68.20	-8.34	3	Horizontal	320	1.64	-
5240MHz	Pass	PK	15.7143G	61.10	74.00	-12.90	3	Horizontal	301	1.11	-
5745MHz	Pass	AV	5.739G	97.56	Inf	-Inf	3	Vertical	311	2.78	-
5745MHz	Pass	PK	5.6094G	61.35	68.20	-6.85	3	Vertical	311	2.78	-
5745MHz	Pass	PK	5.7366G	109.56	Inf	-Inf	3	Vertical	311	2.78	-
5745MHz	Pass	PK	5.9298G	61.15	68.20	-7.05	3	Vertical	311	2.78	-
5745MHz	Pass	AV	5.7462G	114.58	Inf	-Inf	3	Horizontal	15	1.69	-
5745MHz	Pass	PK	5.649G	68.00	68.20	-0.20	3	Horizontal	15	1.69	-
5745MHz	Pass	PK	5.7438G	126.00	Inf	-Inf	3	Horizontal	15	1.69	-
5745MHz	Pass	PK	5.9502G	63.62	68.20	-4.58	3	Horizontal	15	1.69	-
5745MHz	Pass	AV	3.83G	46.68	54.00	-7.32	3	Vertical	313	1.48	-
5745MHz	Pass	AV	11.4909G	49.43	54.00	-4.57	3	Vertical	339	1.50	-
5745MHz	Pass	PK	3.83001G	52.57	74.00	-21.43	3	Vertical	313	1.48	-
5745MHz	Pass	PK	11.4966G	62.55	74.00	-11.45	3	Vertical	339	1.50	-
5745MHz	Pass	PK	17.257G	65.68	68.20	-2.52	3	Vertical	146	1.50	-
5745MHz	Pass	AV	3.83003G	50.35	54.00	-3.65	3	Horizontal	314	2.34	-
5745MHz	Pass	AV	11.4789G	50.92	54.00	-3.08	3	Horizontal	293	1.50	-
5745MHz	Pass	PK	3.83001G	54.27	74.00	-19.73	3	Horizontal	314	2.34	-
5745MHz	Pass	PK	11.4786G	62.93	74.00	-11.07	3	Horizontal	293	1.50	-
5745MHz	Pass	PK	17.2297G	66.13	68.20	-2.07	3	Horizontal	341	2.89	-
5785MHz	Pass	AV	5.7826G	95.53	Inf	-Inf	3	Vertical	321	2.91	-
5785MHz	Pass	PK	5.4946G	61.14	68.20	-7.06	3	Vertical	321	2.91	-
5785MHz	Pass	PK	5.7862G	108.30	Inf	-Inf	3	Vertical	321	2.91	-
5785MHz	Pass	PK	5.9314G	61.53	68.20	-6.67	3	Vertical	321	2.91	-
5785MHz	Pass	AV	5.7838G	116.15	Inf	-Inf	3	Horizontal	7	1.70	-
5785MHz	Pass	PK	5.6494G	65.22	68.20	-2.98	3	Horizontal	7	1.70	-
5785MHz	Pass	PK	5.7826G	127.79	Inf	-Inf	3	Horizontal	7	1.70	-
5785MHz	Pass	PK	5.9278G	64.84	68.20	-3.36	3	Horizontal	7	1.47	-
5785MHz	Pass	AV	3.8567G	46.74	54.00	-7.26	3	Vertical	312	1.00	-
5785MHz	Pass	AV	11.57348G	50.12	54.00	-3.88	3	Vertical	11	1.00	-
5785MHz	Pass	PK	3.85651G	51.62	74.00	-22.38	3	Vertical	312	1.00	-
5785MHz	Pass	PK	11.56604G	62.51	74.00	-11.49	3	Vertical	11	1.00	-
5785MHz	Pass	PK	17.34306G	67.57	68.20	-0.63	3	Vertical	337	1.47	-
5785MHz	Pass	AV	3.85668G	49.81	54.00	-4.19	3	Horizontal	312	2.19	-
5785MHz	Pass	AV	11.57036G	47.47	54.00	-6.53	3	Horizontal	1	1.50	-
5785MHz	Pass	PK	3.85656G	53.90	74.00	-20.10	3	Horizontal	312	2.19	-
5785MHz	Pass	PK	11.57444G	60.57	74.00	-13.43	3	Horizontal	1	1.50	-
5785MHz	Pass	PK	17.36814G	66.46	68.20	-1.74	3	Horizontal	30	1.50	-
5825MHz	Pass	AV	5.8226G	102.21	Inf	-Inf	3	Vertical	338	3.00	-
5825MHz	Pass	PK	5.6102G	61.32	68.20	-6.88	3	Vertical	338	3.00	-
5825MHz	Pass	PK	5.8226G	110.94	Inf	-Inf	3	Vertical	338	3.00	-
5825MHz	Pass	PK	5.9558G	62.37	68.20	-5.83	3	Vertical	338	3.00	-
5825MHz	Pass	AV	5.819G	115.08	Inf	-Inf	3	Horizontal	12	1.69	-
5825MHz	Pass	PK	5.6162G	64.39	68.20	-3.81	3	Horizontal	12	1.69	-

Remark :

Level (dBuV/m) = Raw(Read Level) + AF(Antenna Factor) + CL(Cable Loss) - PA(Preamp Factor)

Mode	Result	Type	Freq (Hz)	Level (dBuV/m)	Limit (dBuV/m)	Margin (dB)	Dist (m)	Condition	Azimuth (°)	Height (m)	Comments
5825MHz	Pass	PK	5.8274G	127.14	Inf	-Inf	3	Horizontal	12	1.69	-
5825MHz	Pass	PK	5.9294G	68.10	68.20	-0.10	3	Horizontal	12	1.69	-
5825MHz	Pass	AV	3.88334G	48.42	54.00	-5.58	3	Vertical	314	1.09	-
5825MHz	Pass	AV	11.64952G	47.53	54.00	-6.47	3	Vertical	23	1.49	-
5825MHz	Pass	PK	3.88342G	53.15	74.00	-20.85	3	Vertical	314	1.09	-
5825MHz	Pass	PK	11.64962G	59.59	74.00	-14.41	3	Vertical	23	1.49	-
5825MHz	Pass	PK	17.48118G	64.70	68.20	-3.50	3	Vertical	10	1.45	-
5825MHz	Pass	AV	3.88332G	51.07	54.00	-2.93	3	Horizontal	313	2.45	-
5825MHz	Pass	AV	11.6505G	49.00	54.00	-5.00	3	Horizontal	20	2.02	-
5825MHz	Pass	PK	3.88342G	54.77	74.00	-19.23	3	Horizontal	313	2.45	-
5825MHz	Pass	PK	11.64988G	60.48	74.00	-13.52	3	Horizontal	20	2.02	-
5825MHz	Pass	PK	17.47192G	67.89	68.20	-0.31	3	Horizontal	24	2.93	-
802.11ax HEW40-BF_Nss1,(MCS0)_2TX	-	-	-	-	-	-	-	-	-	-	-
5190MHz	Pass	AV	5.088G	49.04	54.00	-4.96	3	Vertical	318	2.86	-
5190MHz	Pass	AV	5.1942G	90.34	Inf	-Inf	3	Vertical	318	2.86	-
5190MHz	Pass	PK	5.0556G	61.61	74.00	-12.39	3	Vertical	318	2.86	-
5190MHz	Pass	PK	5.2014G	102.02	Inf	-Inf	3	Vertical	318	2.86	-
5190MHz	Pass	AV	5.1492G	53.78	54.00	-0.22	3	Horizontal	7	1.79	-
5190MHz	Pass	AV	5.196G	104.31	Inf	-Inf	3	Horizontal	7	1.79	-
5190MHz	Pass	PK	5.1474G	66.78	74.00	-7.22	3	Horizontal	7	1.79	-
5190MHz	Pass	PK	5.2008G	116.16	Inf	-Inf	3	Horizontal	7	1.79	-
5190MHz	Pass	AV	15.57298G	45.36	54.00	-8.64	3	Vertical	276	1.50	-
5190MHz	Pass	PK	3.45998G	54.99	68.20	-13.21	3	Vertical	4	2.19	-
5190MHz	Pass	PK	10.37526G	56.34	68.20	-11.86	3	Vertical	0	2.45	-
5190MHz	Pass	PK	15.5731G	57.64	74.00	-16.36	3	Vertical	276	1.50	-
5190MHz	Pass	AV	15.57114G	45.37	54.00	-8.63	3	Horizontal	33	2.31	-
5190MHz	Pass	PK	3.46002G	54.01	68.20	-14.19	3	Horizontal	18	1.11	-
5190MHz	Pass	PK	10.37784G	56.46	68.20	-11.74	3	Horizontal	156	1.50	-
5190MHz	Pass	PK	15.57176G	57.05	74.00	-16.95	3	Horizontal	33	2.31	-
5230MHz	Pass	AV	5.1112G	49.08	54.00	-4.92	3	Vertical	327	2.85	-
5230MHz	Pass	AV	5.2246G	95.36	Inf	-Inf	3	Vertical	327	2.85	-
5230MHz	Pass	AV	5.3608G	47.56	54.00	-6.44	3	Vertical	327	2.85	-
5230MHz	Pass	PK	5.107G	61.52	74.00	-12.48	3	Vertical	327	2.85	-
5230MHz	Pass	PK	5.2234G	107.00	Inf	-Inf	3	Vertical	327	2.85	-
5230MHz	Pass	PK	5.3716G	59.46	74.00	-14.54	3	Vertical	327	2.85	-
5230MHz	Pass	AV	5.146G	53.70	54.00	-0.30	3	Horizontal	4	1.70	-
5230MHz	Pass	AV	5.2438G	108.88	Inf	-Inf	3	Horizontal	4	1.70	-
5230MHz	Pass	AV	5.3506G	50.55	54.00	-3.45	3	Horizontal	4	1.70	-
5230MHz	Pass	PK	5.1496G	67.04	74.00	-6.96	3	Horizontal	4	1.70	-
5230MHz	Pass	PK	5.2414G	120.78	Inf	-Inf	3	Horizontal	4	1.70	-
5230MHz	Pass	PK	5.356G	62.63	74.00	-11.37	3	Horizontal	4	1.70	-
5230MHz	Pass	AV	15.68774G	46.02	54.00	-7.98	3	Vertical	260	1.50	-
5230MHz	Pass	PK	3.48707G	47.71	68.20	-20.49	3	Vertical	174	1.95	-
5230MHz	Pass	PK	10.45536G	57.86	68.20	-10.34	3	Vertical	345	1.47	-
5230MHz	Pass	PK	15.68916G	58.62	74.00	-15.38	3	Vertical	260	1.50	-
5230MHz	Pass	AV	15.6863G	46.16	54.00	-7.84	3	Horizontal	171	1.50	-
5230MHz	Pass	PK	3.48664G	53.38	68.20	-14.82	3	Horizontal	312	1.44	-
5230MHz	Pass	PK	10.45976G	56.45	68.20	-11.75	3	Horizontal	269	1.50	-
5230MHz	Pass	PK	15.68572G	58.10	74.00	-15.90	3	Horizontal	171	1.50	-

Remark :

Level (dBuV/m) = Raw(Read Level) + AF(Antenna Factor) + CL(Cable Loss) - PA(Preamp Factor)

Mode	Result	Type	Freq (Hz)	Level (dBuV/m)	Limit (dBuV/m)	Margin (dB)	Dist (m)	Condition	Azimuth (°)	Height (m)	Comments
5755MHz	Pass	AV	5.749G	92.20	Inf	-Inf	3	Vertical	297	1.50	-
5755MHz	Pass	PK	5.6398G	61.09	68.20	-7.11	3	Vertical	297	1.50	-
5755MHz	Pass	PK	5.749G	103.25	Inf	-Inf	3	Vertical	297	1.50	-
5755MHz	Pass	PK	5.9878G	61.18	68.20	-7.02	3	Vertical	297	1.50	-
5755MHz	Pass	AV	5.743G	112.91	Inf	-Inf	3	Horizontal	17	1.63	-
5755MHz	Pass	PK	5.6494G	67.80	68.20	-0.40	3	Horizontal	17	1.63	-
5755MHz	Pass	PK	5.7562G	124.20	Inf	-Inf	3	Horizontal	17	1.63	-
5755MHz	Pass	PK	5.9458G	64.28	68.20	-3.92	3	Horizontal	17	1.63	-
5755MHz	Pass	AV	3.83663G	46.62	54.00	-7.38	3	Vertical	313	1.50	-
5755MHz	Pass	AV	11.50982G	47.26	54.00	-6.74	3	Vertical	23	1.46	-
5755MHz	Pass	PK	3.83679G	51.91	74.00	-22.09	3	Vertical	313	1.50	-
5755MHz	Pass	PK	11.50994G	61.53	74.00	-12.47	3	Vertical	23	1.46	-
5755MHz	Pass	PK	17.27226G	62.98	68.20	-5.22	3	Vertical	8	1.95	-
5755MHz	Pass	AV	3.83664G	50.51	54.00	-3.49	3	Horizontal	312	2.38	-
5755MHz	Pass	AV	11.50988G	46.99	54.00	-7.01	3	Horizontal	0	1.50	-
5755MHz	Pass	PK	3.83674G	54.24	74.00	-19.76	3	Horizontal	312	2.38	-
5755MHz	Pass	PK	11.50984G	61.91	74.00	-12.09	3	Horizontal	0	1.50	-
5755MHz	Pass	PK	17.2617G	66.70	68.20	-1.50	3	Horizontal	33	1.13	-
5795MHz	Pass	AV	5.8046G	90.15	Inf	-Inf	3	Vertical	301	1.50	-
5795MHz	Pass	PK	5.627G	60.61	68.20	-7.59	3	Vertical	301	1.50	-
5795MHz	Pass	PK	5.8058G	102.14	Inf	-Inf	3	Vertical	301	1.50	-
5795MHz	Pass	PK	5.9882G	61.25	68.20	-6.95	3	Vertical	301	1.50	-
5795MHz	Pass	AV	5.7818G	113.63	Inf	-Inf	3	Horizontal	4	1.67	-
5795MHz	Pass	PK	5.6462G	66.39	68.20	-1.81	3	Horizontal	4	1.67	-
5795MHz	Pass	PK	5.7854G	124.70	Inf	-Inf	3	Horizontal	4	1.67	-
5795MHz	Pass	PK	5.9258G	67.83	68.20	-0.37	3	Horizontal	4	1.67	-
5795MHz	Pass	AV	3.86331G	46.44	54.00	-7.56	3	Vertical	358	2.16	-
5795MHz	Pass	AV	11.59006G	48.57	54.00	-5.43	3	Vertical	25	1.33	-
5795MHz	Pass	PK	3.86333G	51.92	74.00	-22.08	3	Vertical	358	2.16	-
5795MHz	Pass	PK	11.58988G	63.25	74.00	-10.75	3	Vertical	25	1.33	-
5795MHz	Pass	PK	17.38392G	66.48	68.20	-1.72	3	Vertical	0	2.23	-
5795MHz	Pass	AV	3.86334G	50.76	54.00	-3.24	3	Horizontal	311	2.17	-
5795MHz	Pass	AV	11.57536G	48.23	54.00	-5.77	3	Horizontal	297	1.22	-
5795MHz	Pass	PK	3.86332G	54.38	74.00	-19.62	3	Horizontal	311	2.17	-
5795MHz	Pass	PK	11.59G	62.35	74.00	-11.65	3	Horizontal	297	1.22	-
5795MHz	Pass	PK	17.38356G	67.90	68.20	-0.30	3	Horizontal	323	1.32	-
802.11ax HEW80-BF_Nss1,(MCS0)_2TX	-	-	-	-	-	-	-	-	-	-	-
5210MHz	Pass	AV	5.1G	48.53	54.00	-5.47	3	Vertical	304	2.73	-
5210MHz	Pass	AV	5.222G	86.09	Inf	-Inf	3	Vertical	304	2.73	-
5210MHz	Pass	AV	5.454G	47.21	54.00	-6.79	3	Vertical	304	2.73	-
5210MHz	Pass	PK	5.127G	61.22	74.00	-12.78	3	Vertical	304	2.73	-
5210MHz	Pass	PK	5.174G	98.16	Inf	-Inf	3	Vertical	304	2.73	-
5210MHz	Pass	PK	5.44G	59.88	74.00	-14.12	3	Vertical	304	2.73	-
5210MHz	Pass	AV	5.148G	53.47	54.00	-0.53	3	Horizontal	4	1.84	-
5210MHz	Pass	AV	5.199G	100.83	Inf	-Inf	3	Horizontal	4	1.84	-
5210MHz	Pass	AV	5.35G	49.08	54.00	-4.92	3	Horizontal	4	1.84	-
5210MHz	Pass	PK	5.15G	66.41	74.00	-7.59	3	Horizontal	4	1.84	-
5210MHz	Pass	PK	5.192G	112.98	Inf	-Inf	3	Horizontal	4	1.84	-
5210MHz	Pass	PK	5.37G	61.38	74.00	-12.62	3	Horizontal	4	1.84	-

Remark :

Level (dBuV/m) = Raw(Read Level) + AF(Antenna Factor) + CL(Cable Loss) - PA(Preamp Factor)

Mode	Result	Type	Freq (Hz)	Level (dBuV/m)	Limit (dBuV/m)	Margin (dB)	Dist (m)	Condition	Azimuth (°)	Height (m)	Comments
5210MHz	Pass	AV	15.62856G	45.84	54.00	-8.16	3	Vertical	159	2.51	-
5210MHz	Pass	PK	3.47333G	54.80	68.20	-13.40	3	Vertical	5	2.15	-
5210MHz	Pass	PK	10.41202G	56.57	68.20	-11.63	3	Vertical	157	1.50	-
5210MHz	Pass	PK	15.61602G	58.46	74.00	-15.54	3	Vertical	159	2.51	-
5210MHz	Pass	AV	15.6276G	45.84	54.00	-8.16	3	Horizontal	71	1.50	-
5210MHz	Pass	PK	3.47331G	53.17	68.20	-15.03	3	Horizontal	309	1.37	-
5210MHz	Pass	PK	10.41676G	56.87	68.20	-11.33	3	Horizontal	328	1.50	-
5210MHz	Pass	PK	15.64188G	58.58	74.00	-15.42	3	Horizontal	71	1.50	-
5775MHz	Pass	AV	5.7606G	86.47	Inf	-Inf	3	Vertical	289	2.87	-
5775MHz	Pass	PK	5.6178G	60.54	68.20	-7.66	3	Vertical	289	2.87	-
5775MHz	Pass	PK	5.7582G	98.75	Inf	-Inf	3	Vertical	289	2.87	-
5775MHz	Pass	PK	5.955G	61.40	68.20	-6.80	3	Vertical	289	2.87	-
5775MHz	Pass	AV	5.7606G	106.02	Inf	-Inf	3	Horizontal	15	1.72	-
5775MHz	Pass	PK	5.6466G	67.57	68.20	-0.63	3	Horizontal	15	1.72	-
5775MHz	Pass	PK	5.7474G	119.63	Inf	-Inf	3	Horizontal	15	1.72	-
5775MHz	Pass	PK	5.9358G	66.72	68.20	-1.48	3	Horizontal	15	1.72	-
5775MHz	Pass	AV	3.85002G	47.99	54.00	-6.01	3	Vertical	314	1.10	-
5775MHz	Pass	AV	11.55708G	44.35	54.00	-9.65	3	Vertical	262	2.02	-
5775MHz	Pass	PK	3.85002G	53.19	74.00	-20.81	3	Vertical	314	1.10	-
5775MHz	Pass	PK	11.54178G	56.89	74.00	-17.11	3	Vertical	262	2.02	-
5775MHz	Pass	PK	17.3316G	64.22	68.20	-3.98	3	Vertical	27	1.66	-
5775MHz	Pass	AV	3.85G	50.53	54.00	-3.47	3	Horizontal	310	2.19	-
5775MHz	Pass	AV	11.54838G	44.37	54.00	-9.63	3	Horizontal	31	1.61	-
5775MHz	Pass	PK	3.84996G	54.73	74.00	-19.27	3	Horizontal	310	2.19	-
5775MHz	Pass	PK	11.5641G	57.19	74.00	-16.81	3	Horizontal	31	1.61	-
5775MHz	Pass	PK	17.33778G	64.30	68.20	-3.90	3	Horizontal	247	2.33	-

802.11ax HEW20-BF_Nss1,(MCS0)_2TX

10/10/2019

5180MHz_TX

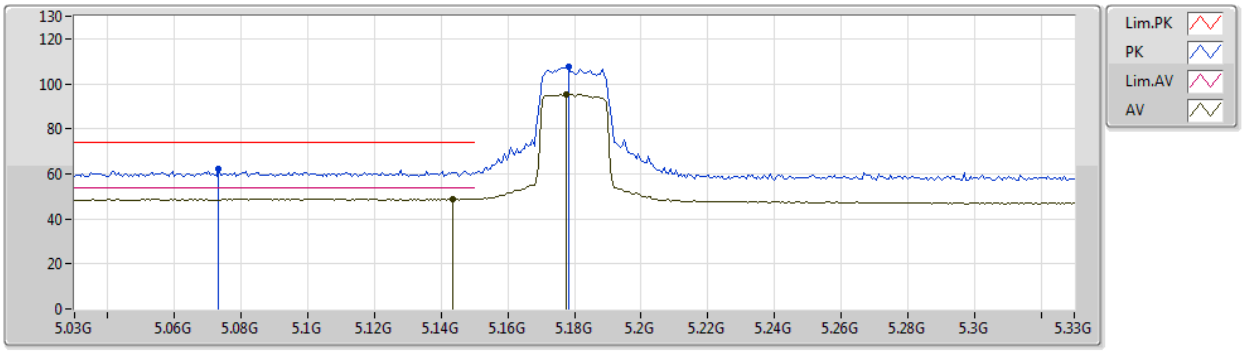

Type	Freq	Level	Limit	Margin	Factor	Dist	Condition	Azimuth	Height	Comment	Raw	AF	CL	PA
	(Hz)	(dBuV/m)	(dBuV/m)	(dB)	(dB)	(m)		(°)	(m)		(dBuV)	(dB)	(dB)	(dB)
AV	5.1434G	48.91	54.00	-5.09	7.86	3	Vertical	305	2.77	-	41.05	31.83	10.08	34.05
AV	5.1776G	95.38	Inf	-Inf	7.72	3	Vertical	305	2.77	-	87.66	31.69	10.08	34.05
PK	5.0732G	62.36	74.00	-11.64	7.90	3	Vertical	305	2.77	-	54.46	31.87	10.08	34.05
PK	5.1782G	107.52	Inf	-Inf	7.72	3	Vertical	305	2.77	-	99.80	31.69	10.08	34.05

802.11ax HEW20-BF_Nss1,(MCS0)_2TX

5180MHz_TX

10/10/2019

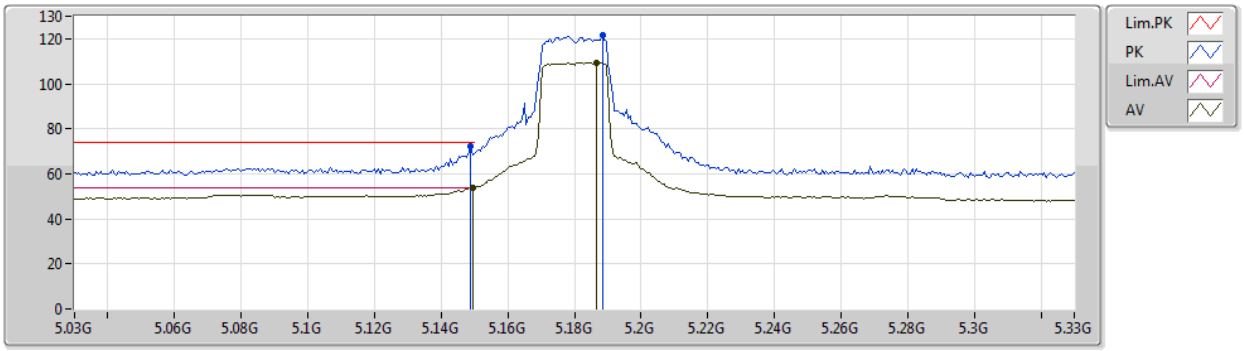

Type	Freq	Level	Limit	Margin	Factor	Dist	Condition	Azimuth	Height	Comment	Raw	AF	CL	PA
	(Hz)	(dBuV/m)	(dBuV/m)	(dB)	(dB)	(m)		(°)	(m)		(dBuV)	(dB)	(dB)	(dB)
AV	5.1494G	53.83	54.00	-0.17	7.83	3	Horizontal	4	1.77	-	46.00	31.80	10.08	34.05
AV	5.1866G	109.38	Inf	-Inf	7.68	3	Horizontal	4	1.77	-	101.70	31.65	10.08	34.05
PK	5.1488G	72.25	74.00	-1.75	7.83	3	Horizontal	4	1.77	-	64.42	31.80	10.08	34.05
PK	5.1884G	121.72	Inf	-Inf	7.68	3	Horizontal	4	1.77	-	114.04	31.65	10.08	34.05

802.11ax HEW20-BF_Nss1,(MCS0)_2TX

5180MHz_TX

10/10/2019

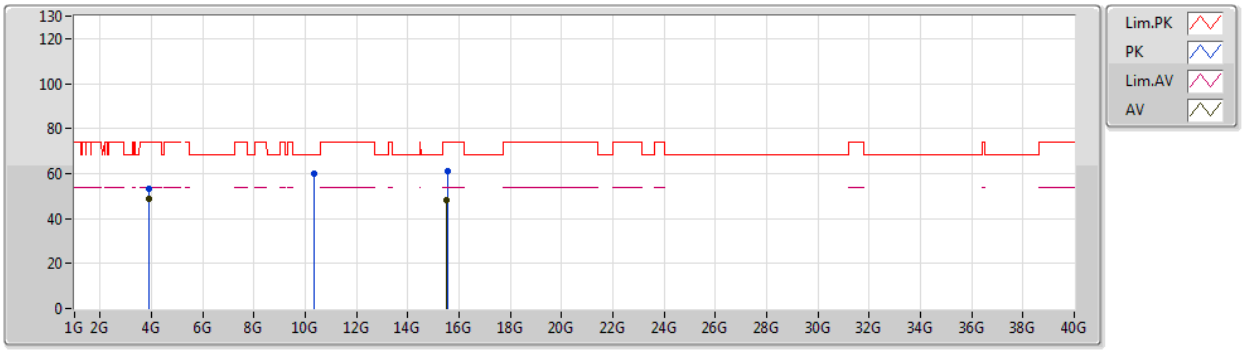

Type	Freq	Level	Limit	Margin	Factor	Dist	Condition	Azimuth	Height	Comment	Raw	AF	CL	PA
	(Hz)	(dBuV/m)	(dBuV/m)	(dB)	(dB)	(m)		(°)	(m)		(dBuV)	(dB)	(dB)	(dB)
AV	3.88501G	48.75	54.00	-5.25	5.13	3	Vertical	317	1.25	-	43.62	29.56	9.57	34.00
AV	15.52944G	48.03	54.00	-5.97	18.70	3	Vertical	11	1.74	-	29.33	38.96	13.74	34.00
PK	3.88489G	53.30	74.00	-20.70	5.12	3	Vertical	317	1.25	-	48.18	29.55	9.57	34.00
PK	10.3525G	59.77	68.20	-8.43	17.77	3	Vertical	136	1.57	-	42.00	39.36	12.96	34.55
PK	15.5514G	61.35	74.00	-12.65	18.61	3	Vertical	11	1.74	-	42.74	38.89	13.74	34.02

802.11ax HEW20-BF_Nss1,(MCS0)_2TX

5180MHz_TX

10/10/2019

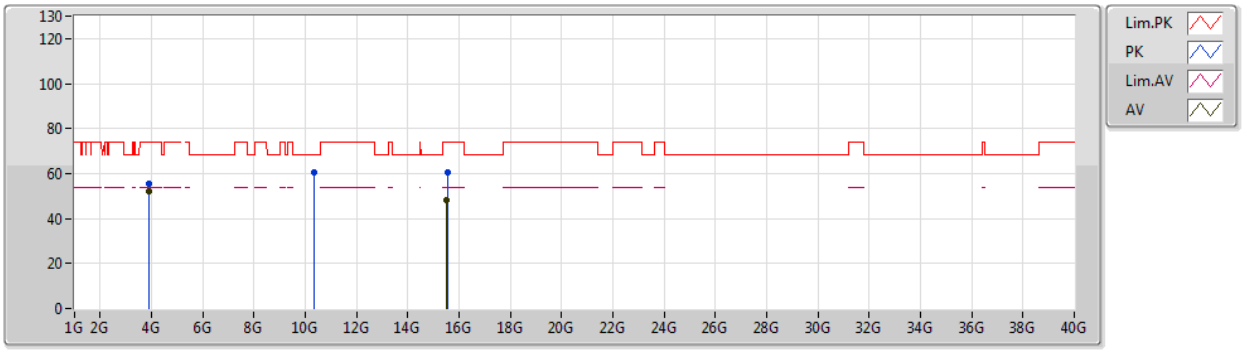

Type	Freq	Level	Limit	Margin	Factor	Dist	Condition	Azimuth	Height	Comment	Raw	AF	CL	PA
	(Hz)	(dBuV/m)	(dBuV/m)	(dB)	(dB)	(m)		(°)	(m)		(dBuV)	(dB)	(dB)	(dB)
AV	3.88502G	51.86	54.00	-2.14	5.13	3	Horizontal	312	2.42	-	46.73	29.56	9.57	34.00
AV	15.52584G	48.14	54.00	-5.86	18.71	3	Horizontal	330	1.12	-	29.43	38.97	13.74	34.00
PK	3.88495G	55.27	74.00	-18.73	5.12	3	Horizontal	312	2.42	-	50.15	29.55	9.57	34.00
PK	10.34914G	60.66	68.20	-7.54	17.76	3	Horizontal	165	2.26	-	42.90	39.35	12.96	34.55
PK	15.53772G	60.53	74.00	-13.47	18.66	3	Horizontal	330	1.12	-	41.87	38.93	13.74	34.01

802.11ax HEW20-BF_Nss1,(MCS0)_2TX

5200MHz_TX

10/10/2019

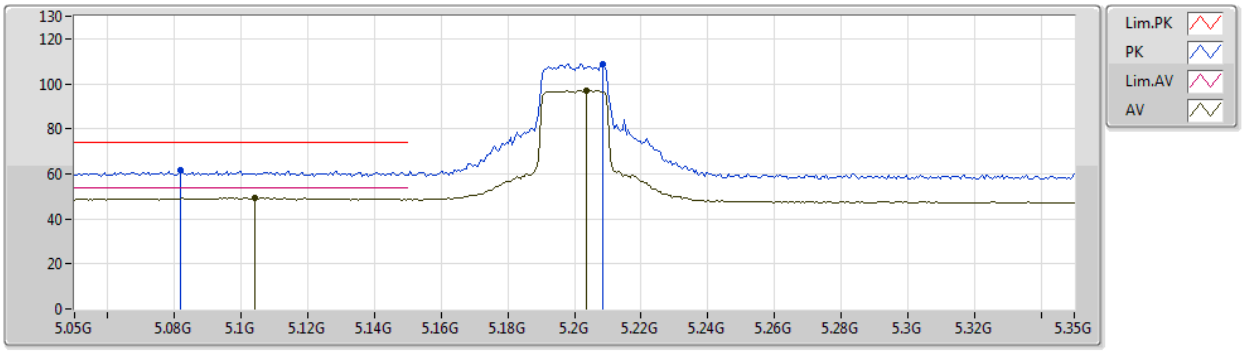

Type	Freq	Level	Limit	Margin	Factor	Dist	Condition	Azimuth	Height	Comment	Raw	AF	CL	PA
	(Hz)	(dBuV/m)	(dBuV/m)	(dB)	(dB)	(m)		(°)	(m)		(dBuV)	(dB)	(dB)	(dB)
AV	5.104G	49.59	54.00	-4.41	8.01	3	Vertical	318	2.96	-	41.58	31.98	10.08	34.05
AV	5.2036G	96.83	Inf	-Inf	7.62	3	Vertical	318	2.96	-	89.21	31.59	10.08	34.05
PK	5.0818G	61.38	74.00	-12.62	7.94	3	Vertical	318	2.96	-	53.44	31.91	10.08	34.05
PK	5.2084G	108.91	Inf	-Inf	7.60	3	Vertical	318	2.96	-	101.31	31.57	10.08	34.05

802.11ax HEW20-BF_Nss1,(MCS0)_2TX

5200MHz_TX

10/10/2019

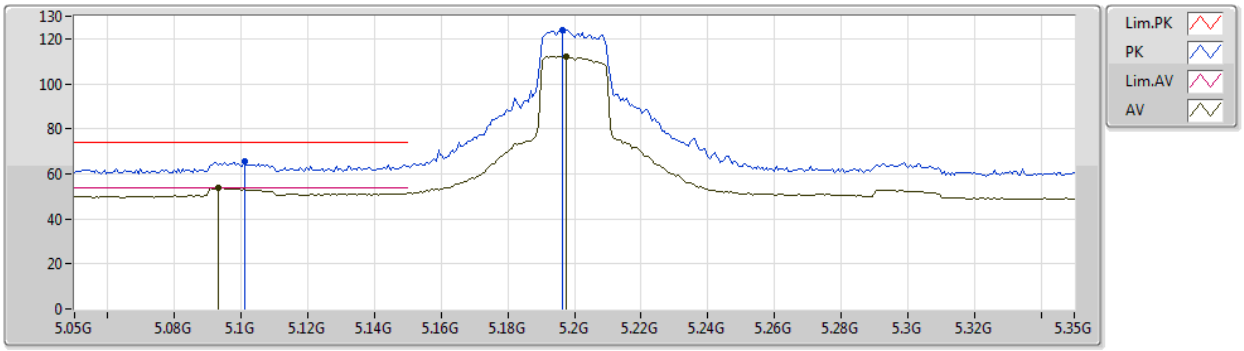

Type	Freq	Level	Limit	Margin	Factor	Dist	Condition	Azimuth	Height	Comment	Raw	AF	CL	PA
	(Hz)	(dBuV/m)	(dBuV/m)	(dB)	(dB)	(m)		(°)	(m)		(dBuV)	(dB)	(dB)	(dB)
AV	5.0932G	53.69	54.00	-0.31	8.00	3	Horizontal	17	1.85	-	45.69	31.97	10.08	34.05
AV	5.1976G	112.21	Inf	-Inf	7.64	3	Horizontal	17	1.85	-	104.57	31.61	10.08	34.05
PK	5.101G	65.48	74.00	-8.52	8.03	3	Horizontal	17	1.85	-	57.45	32.00	10.08	34.05
PK	5.1964G	123.95	Inf	-Inf	7.64	3	Horizontal	17	1.85	-	116.31	31.61	10.08	34.05

802.11ax HEW20-BF_Nss1,(MCS0)_2TX

5200MHz_TX

10/10/2019

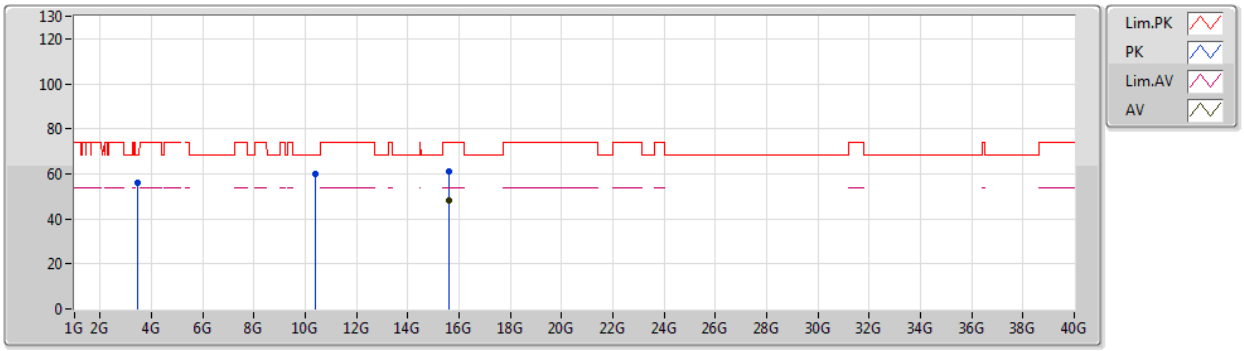

Type	Freq	Level	Limit	Margin	Factor	Dist	Condition	Azimuth	Height	Comment	Raw	AF	CL	PA
	(Hz)	(dBuV/m)	(dBuV/m)	(dB)	(dB)	(m)		(°)	(m)		(dBuV)	(dB)	(dB)	(dB)
AV	15.5862G	48.37	54.00	-5.63	18.46	3	Vertical	44	2.19	-	29.91	38.78	13.74	34.06
PK	3.46668G	55.93	68.20	-12.27	3.98	3	Vertical	7	2.10	-	51.95	28.53	9.47	34.02
PK	10.39996G	59.76	68.20	-8.44	17.89	3	Vertical	266	1.07	-	41.87	39.42	12.99	34.52
PK	15.6009G	61.09	74.00	-12.91	18.41	3	Vertical	44	2.19	-	42.68	38.74	13.74	34.07

802.11ax HEW20-BF_Nss1,(MCS0)_2TX

5200MHz_TX

10/10/2019

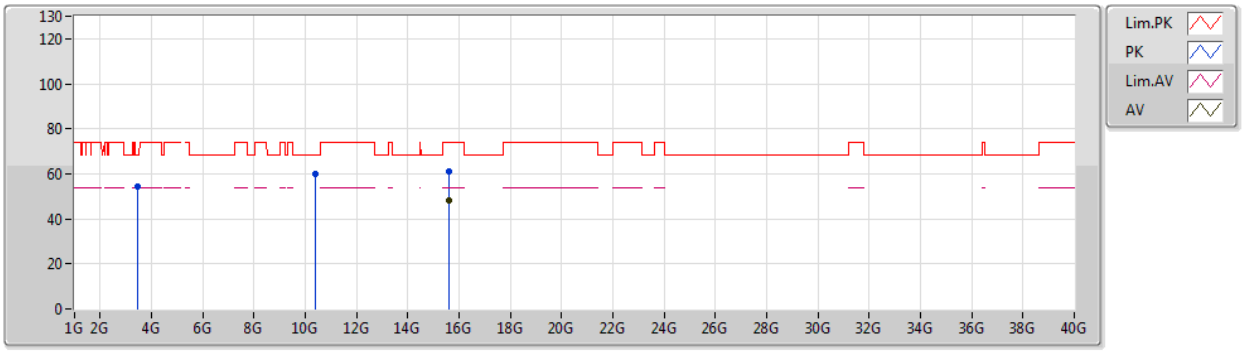

Type	Freq	Level	Limit	Margin	Factor	Dist	Condition	Azimuth	Height	Comment	Raw	AF	CL	PA
	(Hz)	(dBuV/m)	(dBuV/m)	(dB)	(dB)	(m)		(°)	(m)		(dBuV)	(dB)	(dB)	(dB)
AV	15.5991G	48.22	54.00	-5.78	18.41	3	Horizontal	358	1.75	-	29.81	38.74	13.74	34.07
PK	3.4667G	54.18	68.20	-14.02	3.98	3	Horizontal	15	1.31	-	50.20	28.53	9.47	34.02
PK	10.39286G	59.72	68.20	-8.48	17.87	3	Horizontal	232	2.09	-	41.85	39.41	12.98	34.52
PK	15.60078G	60.96	74.00	-13.04	18.41	3	Horizontal	358	1.75	-	42.55	38.74	13.74	34.07

802.11ax HEW20-BF_Nss1,(MCS0)_2TX

5240MHz_TX

10/10/2019

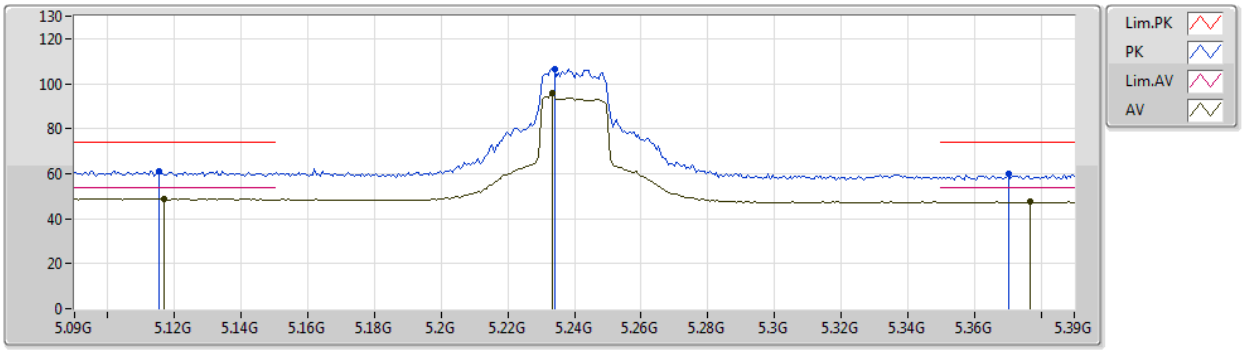

Type	Freq	Level	Limit	Margin	Factor	Dist	Condition	Azimuth	Height	Comment	Raw	AF	CL	PA
	(Hz)	(dBuV/m)	(dBuV/m)	(dB)	(dB)	(m)		(°)	(m)		(dBuV)	(dB)	(dB)	(dB)
AV	5.117G	48.88	54.00	-5.12	7.96	3	Vertical	331	1.00	-	40.92	31.93	10.08	34.05
AV	5.2334G	95.90	Inf	-Inf	7.52	3	Vertical	331	1.00	-	88.38	31.47	10.10	34.05
AV	5.3768G	47.41	54.00	-6.59	7.54	3	Vertical	331	1.00	-	39.87	31.43	10.17	34.06
PK	5.1152G	61.24	74.00	-12.76	7.97	3	Vertical	331	1.00	-	53.27	31.94	10.08	34.05
PK	5.234G	106.65	Inf	-Inf	7.51	3	Vertical	331	1.00	-	99.14	31.46	10.10	34.05
PK	5.3702G	60.05	74.00	-13.95	7.52	3	Vertical	331	1.00	-	52.53	31.41	10.17	34.06

802.11ax HEW20-BF_Nss1,(MCS0)_2TX

5240MHz_TX

10/10/2019

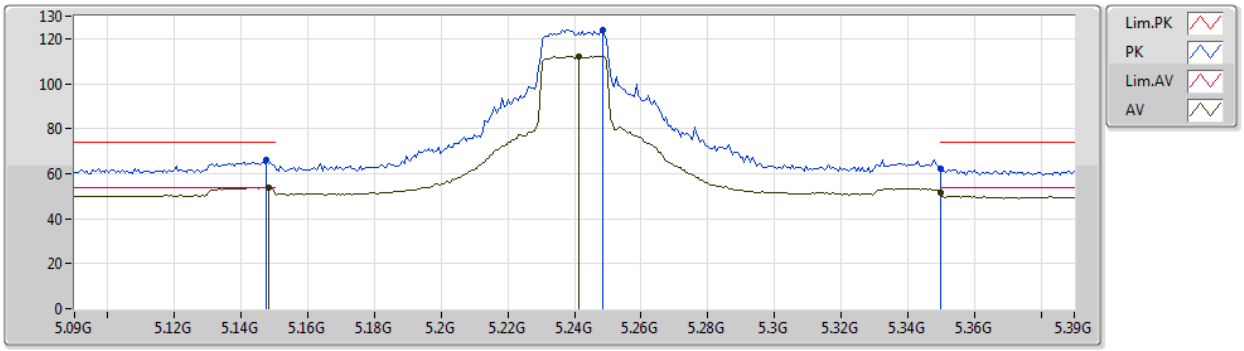

Type	Freq	Level	Limit	Margin	Factor	Dist	Condition	Azimuth	Height	Comment	Raw	AF	CL	PA
	(Hz)	(dBuV/m)	(dBuV/m)	(dB)	(dB)	(m)		(°)	(m)		(dBuV)	(dB)	(dB)	(dB)
AV	5.1482G	53.83	54.00	-0.17	7.84	3	Horizontal	3	1.74	-	45.99	31.81	10.08	34.05
AV	5.2412G	112.32	Inf	-Inf	7.49	3	Horizontal	3	1.74	-	104.83	31.44	10.10	34.05
AV	5.35G	51.69	54.00	-2.31	7.45	3	Horizontal	3	1.74	-	44.24	31.35	10.16	34.06
PK	5.1476G	66.11	74.00	-7.89	7.84	3	Horizontal	3	1.74	-	58.27	31.81	10.08	34.05
PK	5.2484G	124.02	Inf	-Inf	7.46	3	Horizontal	3	1.74	-	116.56	31.41	10.10	34.05
PK	5.35G	62.15	74.00	-11.85	7.45	3	Horizontal	3	1.74	-	54.70	31.35	10.16	34.06

802.11ax HEW20-BF_Nss1,(MCS0)_2TX

5240MHz_TX

10/10/2019

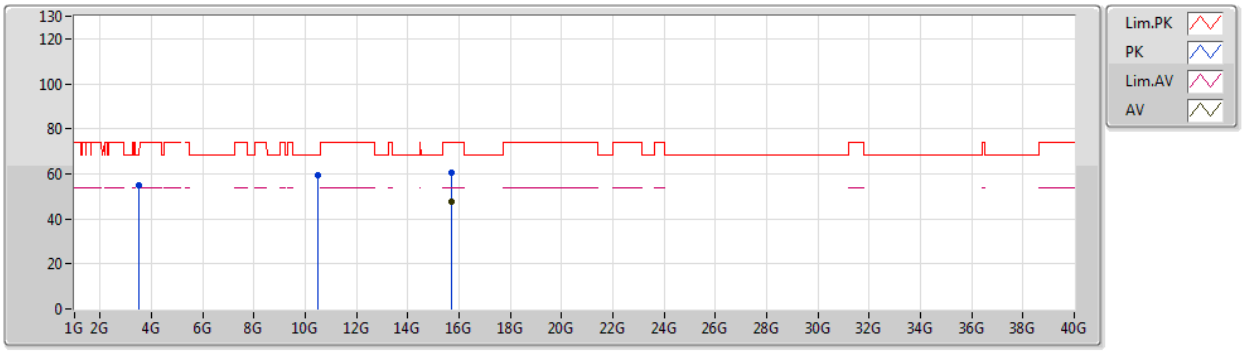

Type	Freq	Level	Limit	Margin	Factor	Dist	Condition	Azimuth	Height	Comment	Raw	AF	CL	PA
	(Hz)	(dBuV/m)	(dBuV/m)	(dB)	(dB)	(m)		(°)	(m)		(dBuV)	(dB)	(dB)	(dB)
AV	15.72636G	47.69	54.00	-6.31	17.89	3	Vertical	300	2.49	-	29.80	38.35	13.74	34.20
PK	3.49331G	54.84	68.20	-13.36	4.13	3	Vertical	7	2.10	-	50.71	28.67	9.48	34.02
PK	10.4818G	59.58	68.20	-8.62	18.09	3	Vertical	23	1.85	-	41.49	39.53	13.03	34.47
PK	15.71352G	60.74	74.00	-13.26	17.94	3	Vertical	300	2.49	-	42.80	38.39	13.74	34.19

802.11ax HEW20-BF_Nss1,(MCS0)_2TX

5240MHz_TX

10/10/2019

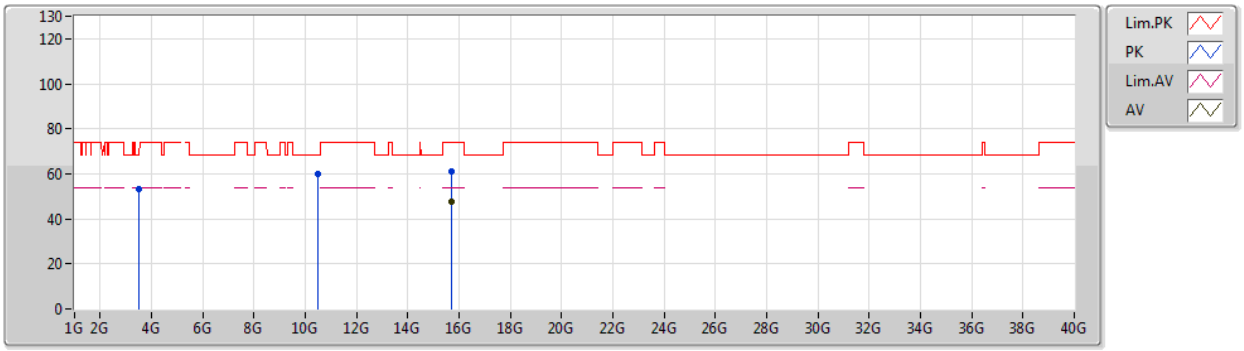

Type	Freq	Level	Limit	Margin	Factor	Dist	Condition	Azimuth	Height	Comment	Raw	AF	CL	PA
	(Hz)	(dBuV/m)	(dBuV/m)	(dB)	(dB)	(m)		(°)	(m)		(dBuV)	(dB)	(dB)	(dB)
AV	15.70614G	47.70	54.00	-6.30	17.97	3	Horizontal	301	1.11	-	29.73	38.41	13.74	34.18
PK	3.49335G	53.27	68.20	-14.93	4.13	3	Horizontal	315	1.48	-	49.14	28.67	9.48	34.02
PK	10.48348G	59.86	68.20	-8.34	18.10	3	Horizontal	320	1.64	-	41.76	39.53	13.04	34.47
PK	15.7143G	61.10	74.00	-12.90	17.94	3	Horizontal	301	1.11	-	43.16	38.39	13.74	34.19

802.11ax HEW20-BF_Nss1,(MCS0)_2TX

5745MHz_TX

10/10/2019

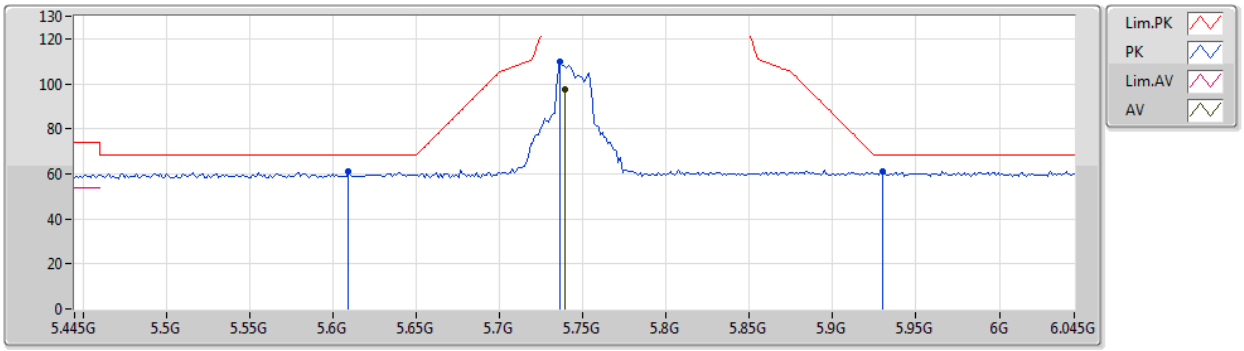

Type	Freq	Level	Limit	Margin	Factor	Dist	Condition	Azimuth	Height	Comment	Raw	AF	CL	PA
	(Hz)	(dBuV/m)	(dBuV/m)	(dB)	(dB)	(m)		(°)	(m)		(dBuV)	(dB)	(dB)	(dB)
AV	5.739G	97.56	Inf	-Inf	8.26	3	Vertical	311	2.78	-	89.30	31.92	10.41	34.07
PK	5.6094G	61.35	68.20	-6.85	7.80	3	Vertical	311	2.78	-	53.55	31.62	10.25	34.07
PK	5.7366G	109.56	Inf	-Inf	8.25	3	Vertical	311	2.78	-	101.31	31.91	10.41	34.07
PK	5.9298G	61.15	68.20	-7.05	8.87	3	Vertical	311	2.78	-	52.28	32.40	10.55	34.08

802.11ax HEW20-BF_Nss1,(MCS0)_2TX

5745MHz_TX

10/10/2019

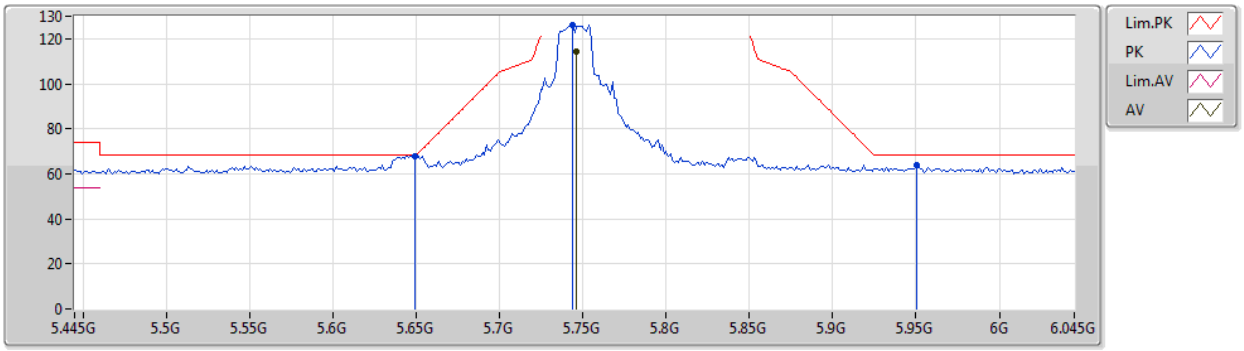

Type	Freq	Level	Limit	Margin	Factor	Dist	Condition	Azimuth	Height	Comment	Raw	AF	CL	PA
	(Hz)	(dBuV/m)	(dBuV/m)	(dB)	(dB)	(m)		(°)	(m)		(dBuV)	(dB)	(dB)	(dB)
AV	5.7462G	114.58	Inf	-Inf	8.29	3	Horizontal	15	1.69	-	106.29	31.94	10.42	34.07
PK	5.649G	68.00	68.20	-0.20	7.93	3	Horizontal	15	1.69	-	60.07	31.70	10.30	34.07
PK	5.7438G	126.00	Inf	-Inf	8.28	3	Horizontal	15	1.69	-	117.72	31.93	10.42	34.07
PK	5.9502G	63.62	68.20	-4.58	8.88	3	Horizontal	15	1.69	-	54.74	32.40	10.56	34.08

802.11ax HEW20-BF_Nss1,(MCS0)_2TX

5745MHz_TX

10/10/2019

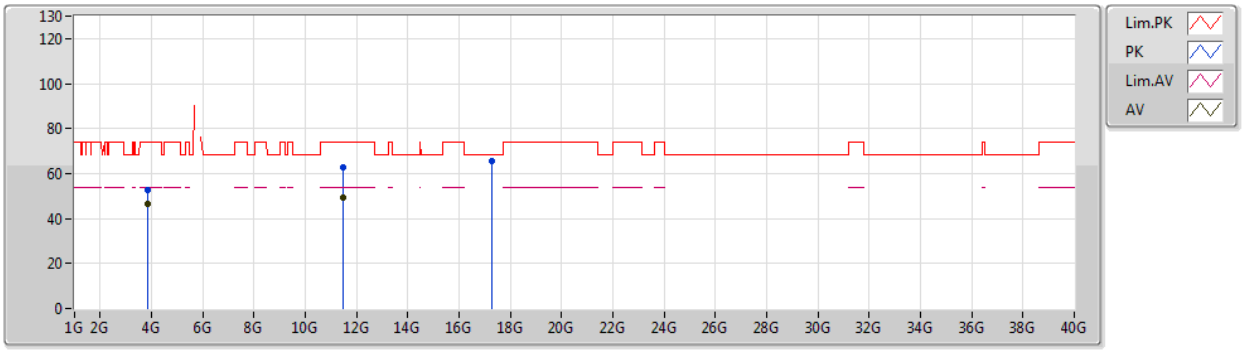

Type	Freq	Level	Limit	Margin	Factor	Dist	Condition	Azimuth	Height	Comment	Raw	AF	CL	PA
	(Hz)	(dBuV/m)	(dBuV/m)	(dB)	(dB)	(m)		(°)	(m)		(dBuV)	(dB)	(dB)	(dB)
AV	3.83G	46.68	54.00	-7.32	4.92	3	Vertical	313	1.48	-	41.76	29.39	9.53	34.00
AV	11.4909G	49.43	54.00	-4.57	18.99	3	Vertical	339	1.50	-	30.44	39.56	13.62	34.19
PK	3.83001G	52.57	74.00	-21.43	4.92	3	Vertical	313	1.48	-	47.65	29.39	9.53	34.00
PK	11.4966G	62.55	74.00	-11.45	18.98	3	Vertical	339	1.50	-	43.57	39.55	13.62	34.19
PK	17.257G	65.68	68.20	-2.52	23.12	3	Vertical	146	1.50	-	42.56	41.97	14.63	33.48

802.11ax HEW20-BF_Nss1,(MCS0)_2TX

5745MHz_TX

10/10/2019

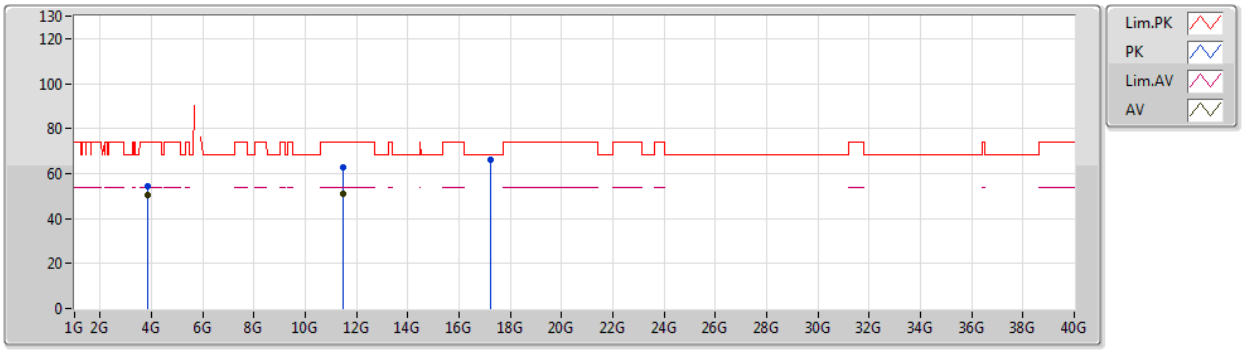

Type	Freq	Level	Limit	Margin	Factor	Dist	Condition	Azimuth	Height	Comment	Raw	AF	CL	PA
	(Hz)	(dBuV/m)	(dBuV/m)	(dB)	(dB)	(m)		(°)	(m)		(dBuV)	(dB)	(dB)	(dB)
AV	3.83003G	50.35	54.00	-3.65	4.92	3	Horizontal	314	2.34	-	45.43	29.39	9.53	34.00
AV	11.4789G	50.92	54.00	-3.08	19.00	3	Horizontal	293	1.50	-	31.92	39.58	13.61	34.19
PK	3.83001G	54.27	74.00	-19.73	4.92	3	Horizontal	314	2.34	-	49.35	29.39	9.53	34.00
PK	11.4786G	62.93	74.00	-11.07	19.00	3	Horizontal	293	1.50	-	43.93	39.58	13.61	34.19
PK	17.2297G	66.13	68.20	-2.07	22.91	3	Horizontal	341	2.89	-	43.22	41.78	14.61	33.48

802.11ax HEW20-BF_Nss1,(MCS0)_2TX

5785MHz_TX

10/10/2019

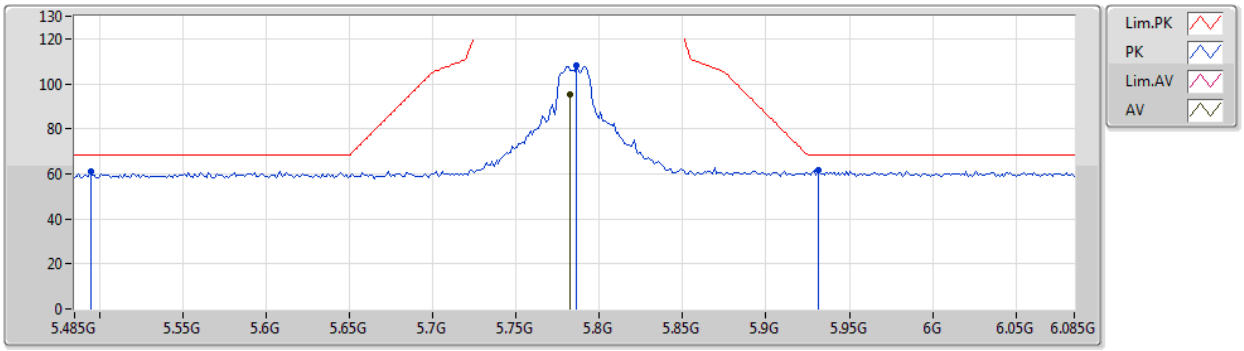

Type	Freq	Level	Limit	Margin	Factor	Dist	Condition	Azimuth	Height	Comment	Raw	AF	CL	PA
	(Hz)	(dBuV/m)	(dBuV/m)	(dB)	(dB)	(m)		(°)	(m)		(dBuV)	(dB)	(dB)	(dB)
AV	5.7826G	95.53	Inf	-Inf	8.44	3	Vertical	321	2.91	-	87.09	32.05	10.47	34.08
PK	5.4946G	61.14	68.20	-7.06	7.92	3	Vertical	321	2.91	-	53.22	31.78	10.21	34.07
PK	5.7862G	108.30	Inf	-Inf	8.45	3	Vertical	321	2.91	-	99.85	32.06	10.47	34.08
PK	5.9314G	61.53	68.20	-6.67	8.87	3	Vertical	321	2.91	-	52.66	32.40	10.55	34.08

802.11ax HEW20-BF_Nss1,(MCS0)_2TX

5785MHz_TX

10/10/2019

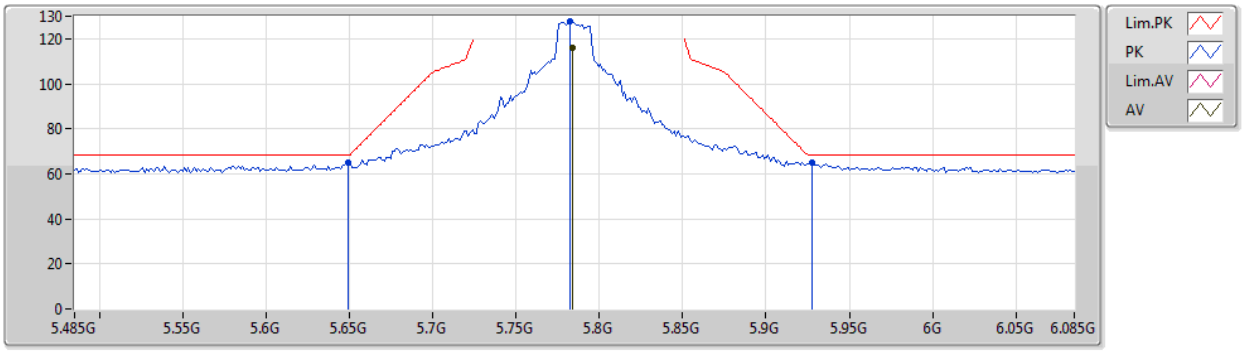

Type	Freq	Level	Limit	Margin	Factor	Dist	Condition	Azimuth	Height	Comment	Raw	AF	CL	PA
	(Hz)	(dBuV/m)	(dBuV/m)	(dB)	(dB)	(m)		(°)	(m)		(dBuV)	(dB)	(dB)	(dB)
AV	5.7838G	116.15	Inf	-Inf	8.41	3	Horizontal	7	1.70	-	55.00	32.03	10.46	34.08
PK	5.6494G	65.22	68.20	-2.98	7.93	3	Horizontal	7	1.70	-	57.29	31.70	10.30	34.07
PK	5.7826G	127.79	Inf	-Inf	8.44	3	Horizontal	7	1.70	-	119.35	32.05	10.47	34.08
PK	5.9278G	64.84	68.20	-3.36	8.87	3	Horizontal	7	1.47	-	55.97	32.40	10.55	34.08

802.11ax HEW20-BF_Nss1,(MCS0)_2TX

5785MHz_TX

10/10/2019

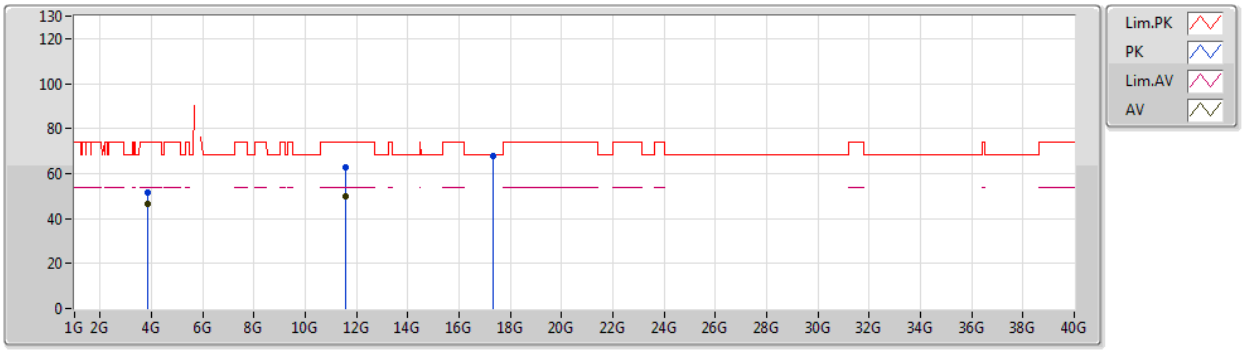

Type	Freq	Level	Limit	Margin	Factor	Dist	Condition	Azimuth	Height	Comment	Raw	AF	CL	PA
	(Hz)	(dBuV/m)	(dBuV/m)	(dB)	(dB)	(m)		(°)	(m)		(dBuV)	(dB)	(dB)	(dB)
AV	3.8567G	46.74	54.00	-7.26	5.02	3	Vertical	312	1.00	-	41.72	29.47	9.55	34.00
AV	11.57348G	50.12	54.00	-3.88	18.93	3	Vertical	11	1.00	-	31.19	39.45	13.67	34.19
PK	3.85651G	51.62	74.00	-22.38	5.02	3	Vertical	312	1.00	-	46.60	29.47	9.55	34.00
PK	11.56604G	62.51	74.00	-11.49	18.93	3	Vertical	11	1.00	-	43.58	39.46	13.66	34.19
PK	17.34306G	67.57	68.20	-0.63	23.76	3	Vertical	337	1.47	-	43.81	42.57	14.69	33.50

802.11ax HEW20-BF_Nss1,(MCS0)_2TX

5785MHz_TX

10/10/2019

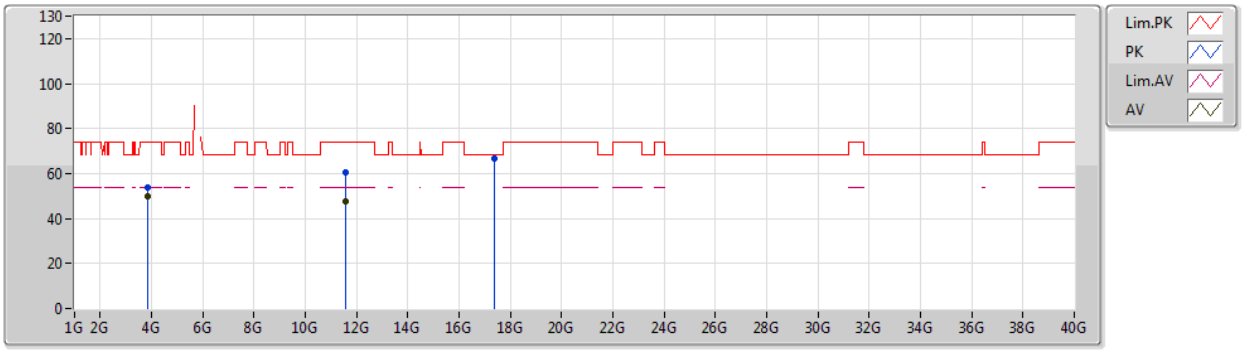

Type	Freq	Level	Limit	Margin	Factor	Dist	Condition	Azimuth	Height	Comment	Raw	AF	CL	PA
	(Hz)	(dBuV/m)	(dBuV/m)	(dB)	(dB)	(m)		(°)	(m)		(dBuV)	(dB)	(dB)	(dB)
AV	3.85668G	49.81	54.00	-4.19	5.02	3	Horizontal	312	2.19	-	44.79	29.47	9.55	34.00
AV	11.57036G	47.47	54.00	-6.53	18.94	3	Horizontal	1	1.50	-	28.53	39.46	13.67	34.19
PK	3.85656G	53.90	74.00	-20.10	5.02	3	Horizontal	312	2.19	-	48.88	29.47	9.55	34.00
PK	11.57444G	60.57	74.00	-13.43	18.93	3	Horizontal	1	1.50	-	41.64	39.45	13.67	34.19
PK	17.36814G	66.46	68.20	-1.74	23.95	3	Horizontal	30	1.50	-	42.51	42.74	14.71	33.50

802.11ax HEW20-BF_Nss1,(MCS0)_2TX

5825MHz_TX

12/10/2019

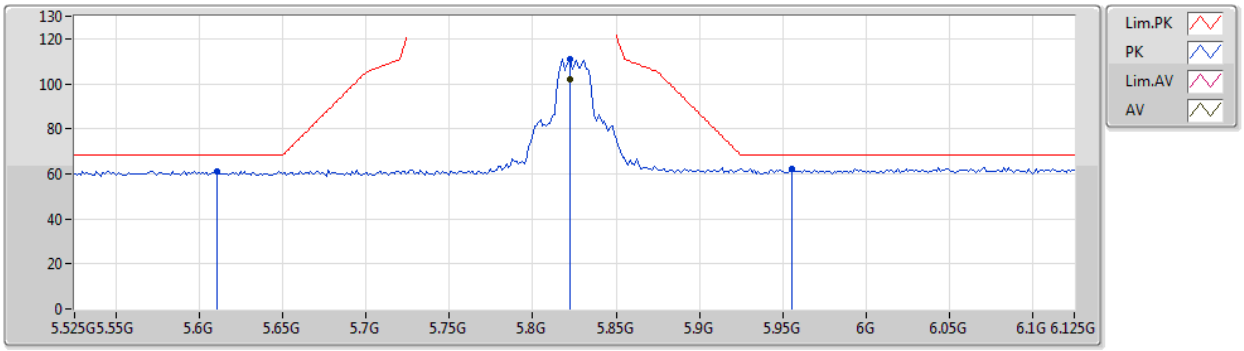

Type	Freq	Level	Limit	Margin	Factor	Dist	Condition	Azimuth	Height	Comment	Raw	AF	CL	PA
	(Hz)	(dBuV/m)	(dBuV/m)	(dB)	(dB)	(m)		(°)	(m)		(dBuV)	(dB)	(dB)	(dB)
AV	5.8226G	102.21	Inf	-Inf	9.14	3	Vertical	338	3.00	-	93.07	32.05	6.45	29.36
PK	5.6102G	61.32	68.20	-6.88	8.62	3	Vertical	338	3.00	-	52.70	31.71	6.28	29.37
PK	5.8226G	110.94	Inf	-Inf	9.14	3	Vertical	338	3.00	-	101.80	32.05	6.45	29.36
PK	5.9558G	62.37	68.20	-5.83	9.46	3	Vertical	338	3.00	-	52.91	32.26	6.55	29.35

802.11ax HEW20-BF_Nss1,(MCS0)_2TX

5825MHz_TX

12/10/2019

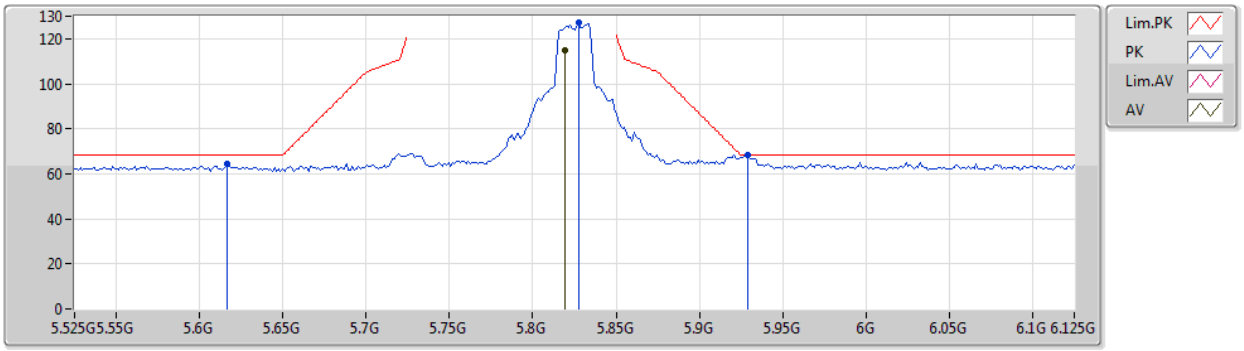

Type	Freq	Level	Limit	Margin	Factor	Dist	Condition	Azimuth	Height	Comment	Raw	AF	CL	PA
	(Hz)	(dBuV/m)	(dBuV/m)	(dB)	(dB)	(m)		(°)	(m)		(dBuV)	(dB)	(dB)	(dB)
AV	5.819G	115.08	Inf	-Inf	9.13	3	Horizontal	12	1.69	-	105.95	32.04	6.45	29.36
PK	5.6162G	64.39	68.20	-3.81	8.63	3	Horizontal	12	1.69	-	55.76	31.72	6.28	29.37
PK	5.8274G	127.14	Inf	-Inf	9.14	3	Horizontal	12	1.69	-	118.00	32.05	6.45	29.36
PK	5.9294G	68.10	68.20	-0.10	9.41	3	Horizontal	12	1.69	-	58.69	32.23	6.53	29.35

802.11ax HEW20-BF_Nss1,(MCS0)_2TX

5825MHz_TX

12/10/2019

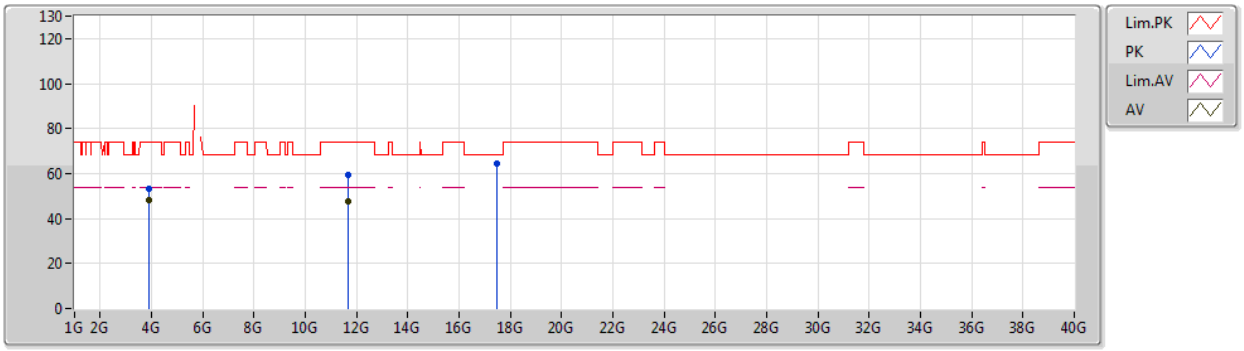

Type	Freq	Level	Limit	Margin	Factor	Dist	Condition	Azimuth	Height	Comment	Raw	AF	CL	PA
	(Hz)	(dBuV/m)	(dBuV/m)	(dB)	(dB)	(m)		(°)	(m)		(dBuV)	(dB)	(dB)	(dB)
AV	3.88334G	48.42	54.00	-5.58	5.12	3	Vertical	314	1.09	-	43.30	29.55	9.57	34.00
AV	11.64952G	47.53	54.00	-6.47	18.02	3	Vertical	23	1.49	-	29.51	39.23	9.58	30.79
PK	3.88342G	53.15	74.00	-20.85	5.12	3	Vertical	314	1.09	-	48.03	29.55	9.57	34.00
PK	11.64962G	59.59	74.00	-14.41	18.02	3	Vertical	23	1.49	-	41.57	39.23	9.58	30.79
PK	17.48118G	64.70	68.20	-3.50	23.31	3	Vertical	10	1.45	-	41.39	43.28	11.48	31.45

802.11ax HEW20-BF_Nss1,(MCS0)_2TX

5825MHz_TX

12/10/2019

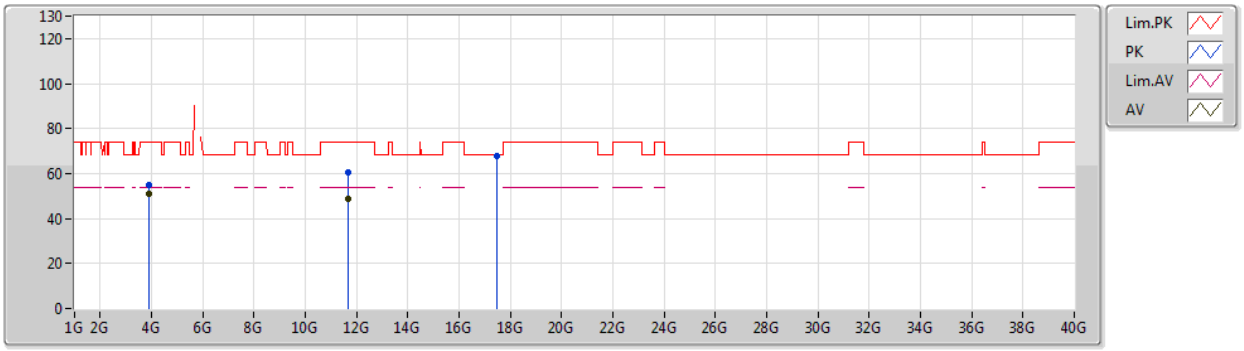

Type	Freq	Level	Limit	Margin	Factor	Dist	Condition	Azimuth	Height	Comment	Raw	AF	CL	PA
	(Hz)	(dBuV/m)	(dBuV/m)	(dB)	(dB)	(m)		(°)	(m)		(dBuV)	(dB)	(dB)	(dB)
AV	3.88332G	51.07	54.00	-2.93	5.12	3	Horizontal	313	2.45	-	45.95	29.55	9.57	34.00
AV	11.6505G	49.00	54.00	-5.00	18.01	3	Horizontal	20	2.02	-	30.99	39.22	9.58	30.79
PK	3.88342G	54.77	74.00	-19.23	5.12	3	Horizontal	313	2.45	-	49.65	29.55	9.57	34.00
PK	11.64988G	60.48	74.00	-13.52	18.02	3	Horizontal	20	2.02	-	42.46	39.23	9.58	30.79
PK	17.47192G	67.89	68.20	-0.31	23.24	3	Horizontal	24	2.93	-	44.65	43.21	11.48	31.45

802.11ax HEW40-BF_Nss1,(MCS0)_2TX

5190MHz_TX

12/10/2019

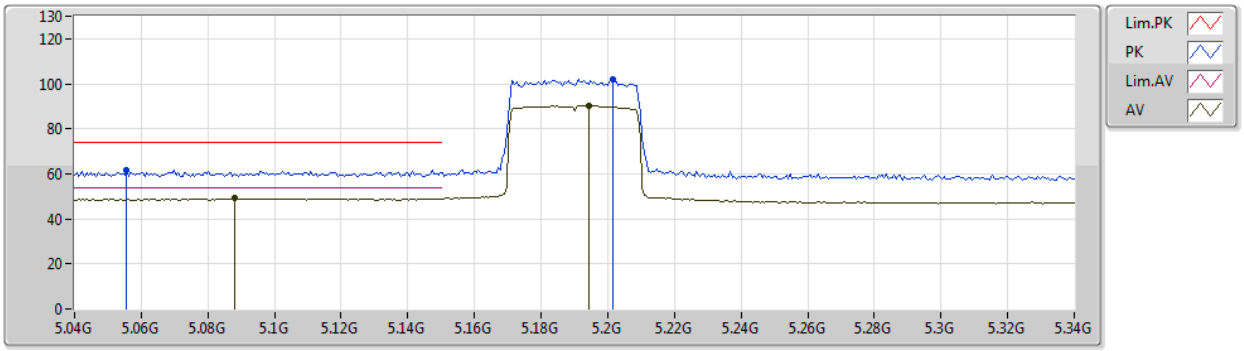

Type	Freq	Level	Limit	Margin	Factor	Dist	Condition	Azimuth	Height	Comment	Raw	AF	CL	PA
	(Hz)	(dBuV/m)	(dBuV/m)	(dB)	(dB)	(m)		(°)	(m)		(dBuV)	(dB)	(dB)	(dB)
AV	5.088G	49.04	54.00	-4.96	7.97	3	Vertical	318	2.86	-	41.07	31.94	10.08	34.05
AV	5.1942G	90.34	Inf	-Inf	7.65	3	Vertical	318	2.86	-	82.69	31.62	10.08	34.05
PK	5.0556G	61.61	74.00	-12.39	7.81	3	Vertical	318	2.86	-	53.80	31.78	10.08	34.05
PK	5.2014G	102.02	Inf	-Inf	7.62	3	Vertical	318	2.86	-	94.40	31.59	10.08	34.05

802.11ax HEW40-BF_Nss1,(MCS0)_2TX

5190MHz_TX

12/10/2019

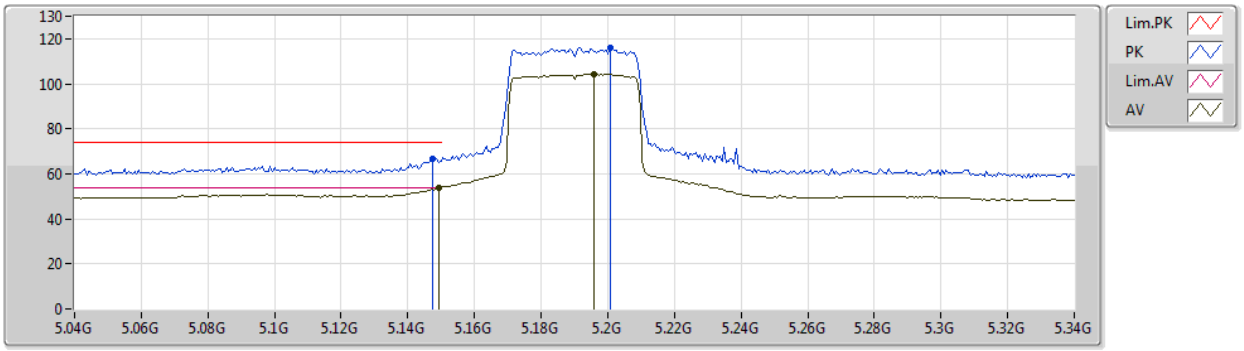

Type	Freq	Level	Limit	Margin	Factor	Dist	Condition	Azimuth	Height	Comment	Raw	AF	CL	PA
	(Hz)	(dBuV/m)	(dBuV/m)	(dB)	(dB)	(m)		(°)	(m)		(dBuV)	(dB)	(dB)	(dB)
AV	5.1492G	53.78	54.00	-0.22	7.83	3	Horizontal	7	1.79	-	45.95	31.80	10.08	34.05
AV	5.196G	104.31	Inf	-Inf	7.65	3	Horizontal	7	1.79	-	96.66	31.62	10.08	34.05
PK	5.1474G	66.78	74.00	-7.22	7.84	3	Horizontal	7	1.79	-	58.94	31.81	10.08	34.05
PK	5.2008G	116.16	Inf	-Inf	7.63	3	Horizontal	7	1.79	-	108.53	31.60	10.08	34.05

802.11ax HEW40-BF_Nss1,(MCS0)_2TX

5190MHz_TX

12/10/2019

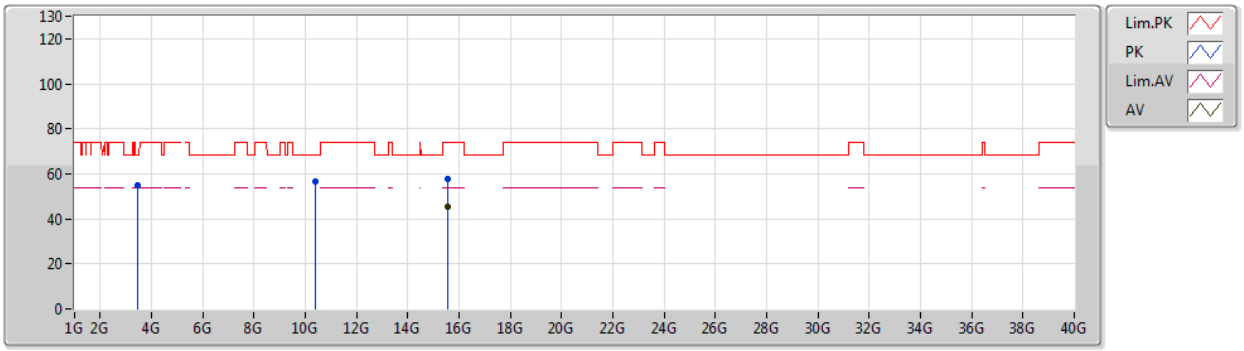

Type	Freq	Level	Limit	Margin	Factor	Dist	Condition	Azimuth	Height	Comment	Raw	AF	CL	PA
	(Hz)	(dBuV/m)	(dBuV/m)	(dB)	(dB)	(m)		(°)	(m)		(dBuV)	(dB)	(dB)	(dB)
AV	15.57298G	45.36	54.00	-8.64	17.39	3	Vertical	276	1.50	-	27.97	38.44	10.82	31.87
PK	3.45998G	54.99	68.20	-13.21	3.95	3	Vertical	4	2.19	-	51.04	28.50	9.47	34.02
PK	10.37526G	56.34	68.20	-11.86	17.57	3	Vertical	0	2.45	-	38.77	39.39	8.71	30.53
PK	15.5731G	57.64	74.00	-16.36	17.39	3	Vertical	276	1.50	-	40.25	38.44	10.82	31.87

802.11ax HEW40-BF_Nss1,(MCS0)_2TX

5190MHz_TX

12/10/2019

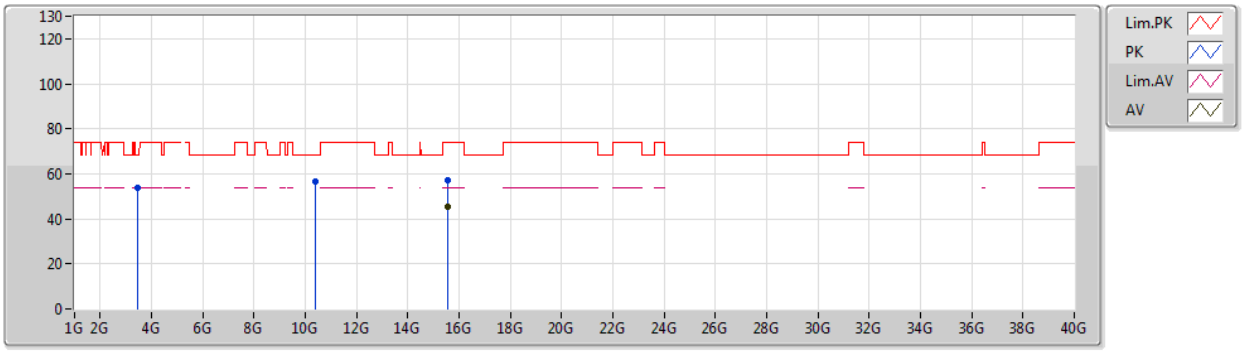

Type	Freq	Level	Limit	Margin	Factor	Dist	Condition	Azimuth	Height	Comment	Raw	AF	CL	PA
	(Hz)	(dBuV/m)	(dBuV/m)	(dB)	(dB)	(m)		(°)	(m)		(dBuV)	(dB)	(dB)	(dB)
AV	15.57114G	45.37	54.00	-8.63	17.39	3	Horizontal	33	2.31	-	27.98	38.44	10.82	31.87
PK	3.46002G	54.01	68.20	-14.19	3.95	3	Horizontal	18	1.11	-	50.06	28.50	9.47	34.02
PK	10.37784G	56.46	68.20	-11.74	17.57	3	Horizontal	156	1.50	-	38.89	39.39	8.71	30.53
PK	15.57176G	57.05	74.00	-16.95	17.39	3	Horizontal	33	2.31	-	39.66	38.44	10.82	31.87

802.11ax HEW40-BF_Nss1,(MCS0)_2TX

5230MHz_TX

12/10/2019

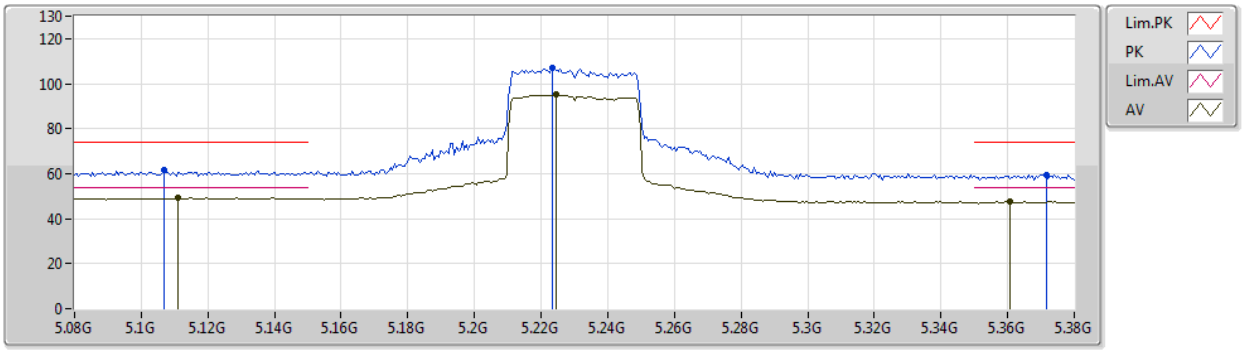

Type	Freq	Level	Limit	Margin	Factor	Dist	Condition	Azimuth	Height	Comment	Raw	AF	CL	PA
	(Hz)	(dBuV/m)	(dBuV/m)	(dB)	(dB)	(m)		(°)	(m)		(dBuV)	(dB)	(dB)	(dB)
AV	5.1112G	49.08	54.00	-4.92	7.99	3	Vertical	327	2.85	-	41.09	31.96	10.08	34.05
AV	5.2246G	95.36	Inf	-Inf	7.54	3	Vertical	327	2.85	-	87.82	31.50	10.09	34.05
AV	5.3608G	47.56	54.00	-6.44	7.49	3	Vertical	327	2.85	-	40.07	31.38	10.17	34.06
PK	5.107G	61.52	74.00	-12.48	8.00	3	Vertical	327	2.85	-	53.52	31.97	10.08	34.05
PK	5.2234G	107.00	Inf	-Inf	7.55	3	Vertical	327	2.85	-	99.45	31.51	10.09	34.05
PK	5.3716G	59.46	74.00	-14.54	7.52	3	Vertical	327	2.85	-	51.94	31.41	10.17	34.06

802.11ax HEW40-BF_Nss1,(MCS0)_2TX

5230MHz_TX

12/10/2019

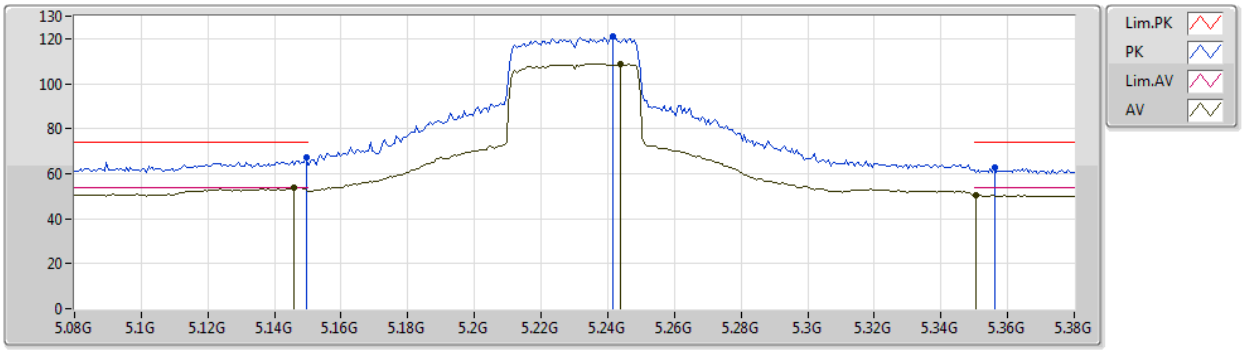

Type	Freq	Level	Limit	Margin	Factor	Dist	Condition	Azimuth	Height	Comment	Raw	AF	CL	PA
	(Hz)	(dBuV/m)	(dBuV/m)	(dB)	(dB)	(m)		(°)	(m)		(dBuV)	(dB)	(dB)	(dB)
AV	5.146G	53.70	54.00	-0.30	7.85	3	Horizontal	4	1.70	-	45.85	31.82	10.08	34.05
AV	5.2438G	108.88	Inf	-Inf	7.47	3	Horizontal	4	1.70	-	101.41	31.42	10.10	34.05
AV	5.3506G	50.55	54.00	-3.45	7.45	3	Horizontal	4	1.70	-	43.10	31.35	10.16	34.06
PK	5.1496G	67.04	74.00	-6.96	7.83	3	Horizontal	4	1.70	-	59.21	31.80	10.08	34.05
PK	5.2414G	120.78	Inf	-Inf	7.48	3	Horizontal	4	1.70	-	113.30	31.43	10.10	34.05
PK	5.356G	62.63	74.00	-11.37	7.47	3	Horizontal	4	1.70	-	55.16	31.37	10.16	34.06

802.11ax HEW40-BF_Nss1,(MCS0)_2TX

5230MHz_TX

12/10/2019

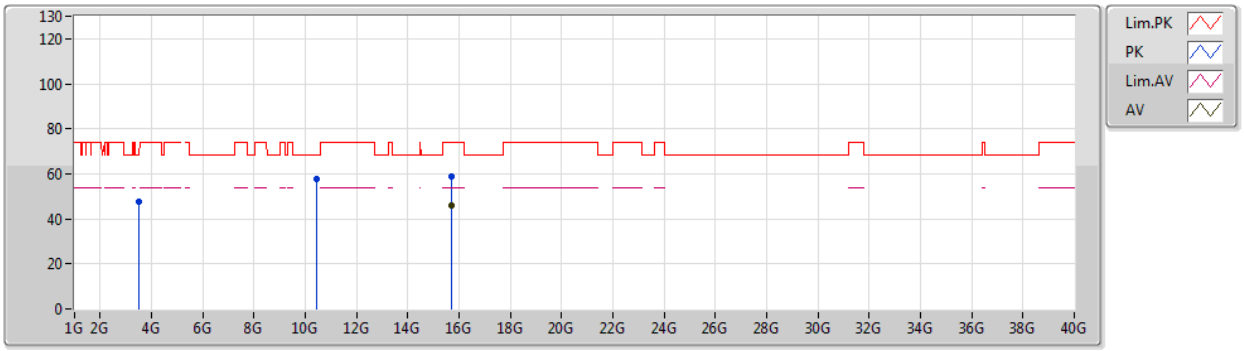

Type	Freq	Level	Limit	Margin	Factor	Dist	Condition	Azimuth	Height	Comment	Raw	AF	CL	PA
	(Hz)	(dBuV/m)	(dBuV/m)	(dB)	(dB)	(m)		(°)	(m)		(dBuV)	(dB)	(dB)	(dB)
AV	15.68774G	46.02	54.00	-7.98	18.05	3	Vertical	260	1.50	-	27.97	38.47	13.74	34.16
PK	3.48707G	47.71	68.20	-20.49	4.10	3	Vertical	174	1.95	-	43.61	28.64	9.48	34.02
PK	10.45536G	57.86	68.20	-10.34	18.02	3	Vertical	345	1.47	-	39.84	39.49	13.02	34.49
PK	15.68916G	58.62	74.00	-15.38	18.04	3	Vertical	260	1.50	-	40.58	38.46	13.74	34.16

802.11ax HEW40-BF_Nss1,(MCS0)_2TX

5230MHz_TX

12/10/2019

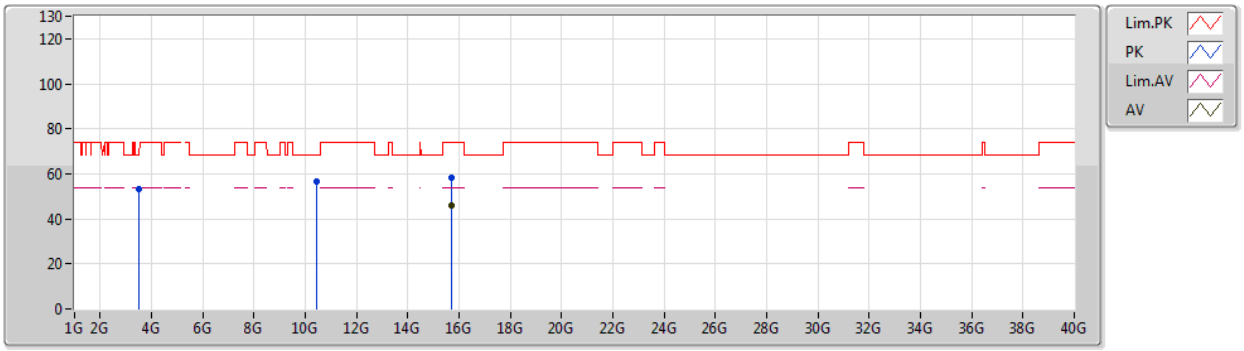

Type	Freq	Level	Limit	Margin	Factor	Dist	Condition	Azimuth	Height	Comment	Raw	AF	CL	PA
	(Hz)	(dBuV/m)	(dBuV/m)	(dB)	(dB)	(m)		(°)	(m)		(dBuV)	(dB)	(dB)	(dB)
AV	15.6863G	46.16	54.00	-7.84	18.05	3	Horizontal	171	1.50	-	28.11	38.47	13.74	34.16
PK	3.48664G	53.38	68.20	-14.82	4.09	3	Horizontal	312	1.44	-	49.29	28.63	9.48	34.02
PK	10.45976G	56.45	68.20	-11.75	17.70	3	Horizontal	269	1.50	-	38.75	39.50	8.76	30.56
PK	15.68572G	58.10	74.00	-15.90	18.05	3	Horizontal	171	1.50	-	40.05	38.47	13.74	34.16

802.11ax HEW40-BF_Nss1,(MCS0)_2TX

5755MHz_TX

12/10/2019

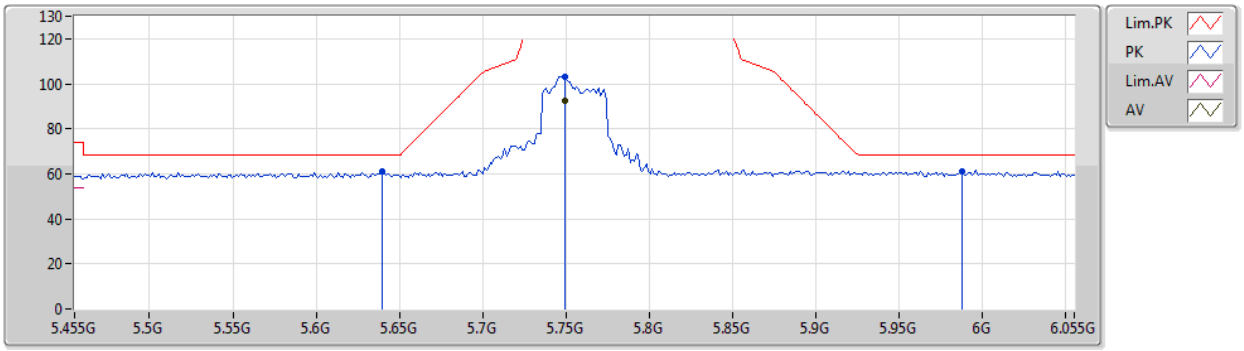

Type	Freq	Level	Limit	Margin	Factor	Dist	Condition	Azimuth	Height	Comment	Raw	AF	CL	PA
	(Hz)	(dBuV/m)	(dBuV/m)	(dB)	(dB)	(m)		(°)	(m)		(dBuV)	(dB)	(dB)	(dB)
AV	5.749G	92.20	Inf	-Inf	8.30	3	Vertical	297	1.50	-	83.90	31.95	10.42	34.07
PK	5.6398G	61.09	68.20	-7.11	7.90	3	Vertical	297	1.50	-	53.19	31.68	10.29	34.07
PK	5.749G	103.25	Inf	-Inf	8.30	3	Vertical	297	1.50	-	94.95	31.95	10.42	34.07
PK	5.9878G	61.18	68.20	-7.02	8.90	3	Vertical	297	1.50	-	52.28	32.40	10.58	34.08

802.11ax HEW40-BF_Nss1,(MCS0)_2TX

5755MHz_TX

12/10/2019

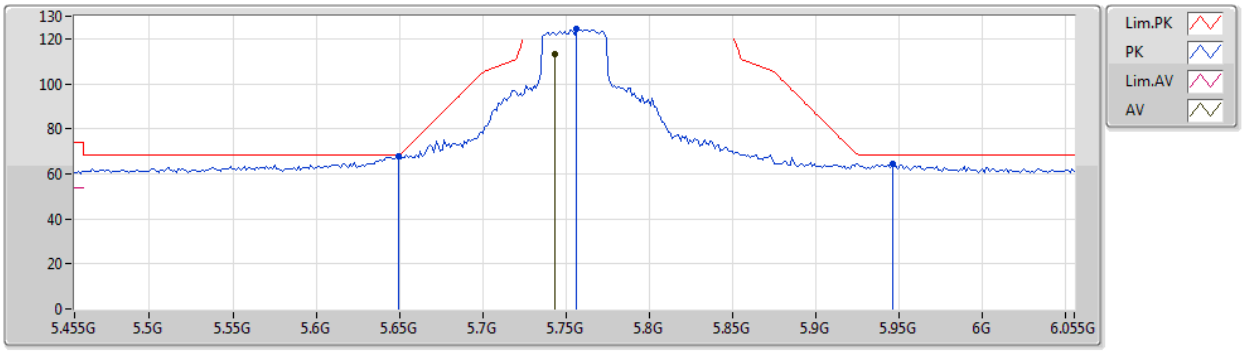

Type	Freq	Level	Limit	Margin	Factor	Dist	Condition	Azimuth	Height	Comment	Raw	AF	CL	PA
	(Hz)	(dBuV/m)	(dBuV/m)	(dB)	(dB)	(m)		(°)	(m)		(dBuV)	(dB)	(dB)	(dB)
AV	5.743G	112.91	Inf	-Inf	8.28	3	Horizontal	17	1.63	-	104.63	31.93	10.42	34.07
PK	5.6494G	67.80	68.20	-0.40	7.93	3	Horizontal	17	1.63	-	59.87	31.70	10.30	34.07
PK	5.7562G	124.20	Inf	-Inf	8.32	3	Horizontal	17	1.63	-	115.88	31.97	10.43	34.08
PK	5.9458G	64.28	68.20	-3.92	8.88	3	Horizontal	17	1.63	-	55.40	32.40	10.56	34.08

802.11ax HEW40-BF_Nss1,(MCS0)_2TX

5755MHz_TX

12/10/2019

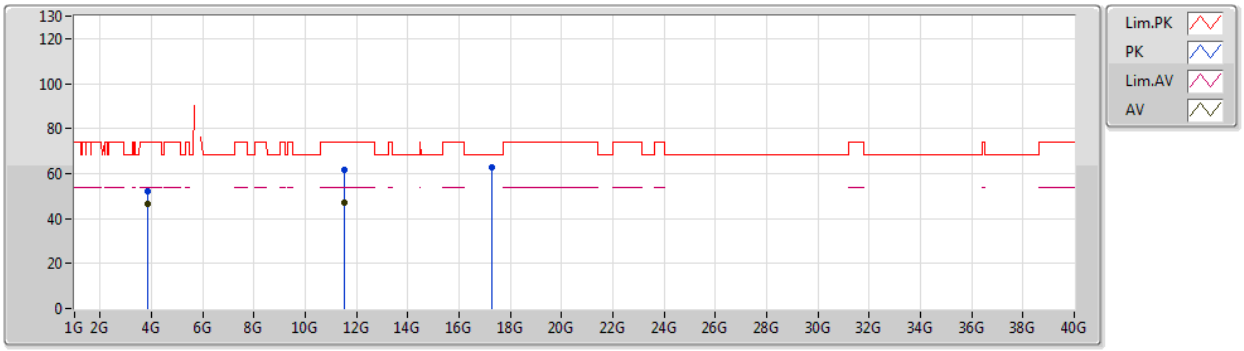

Type	Freq	Level	Limit	Margin	Factor	Dist	Condition	Azimuth	Height	Comment	Raw	AF	CL	PA
	(Hz)	(dBuV/m)	(dBuV/m)	(dB)	(dB)	(m)		(°)	(m)		(dBuV)	(dB)	(dB)	(dB)
AV	3.83663G	46.62	54.00	-7.38	4.95	3	Vertical	313	1.50	-	41.67	29.41	9.54	34.00
AV	11.50982G	47.26	54.00	-6.74	18.15	3	Vertical	23	1.46	-	29.11	39.44	9.48	30.77
PK	3.83679G	51.91	74.00	-22.09	4.95	3	Vertical	313	1.50	-	46.96	29.41	9.54	34.00
PK	11.50994G	61.53	74.00	-12.47	18.15	3	Vertical	23	1.46	-	43.38	39.44	9.48	30.77
PK	17.27226G	62.98	68.20	-5.22	21.76	3	Vertical	8	1.95	-	41.22	41.90	11.41	31.55

802.11ax HEW40-BF_Nss1,(MCS0)_2TX

12/10/2019

5755MHz_TX

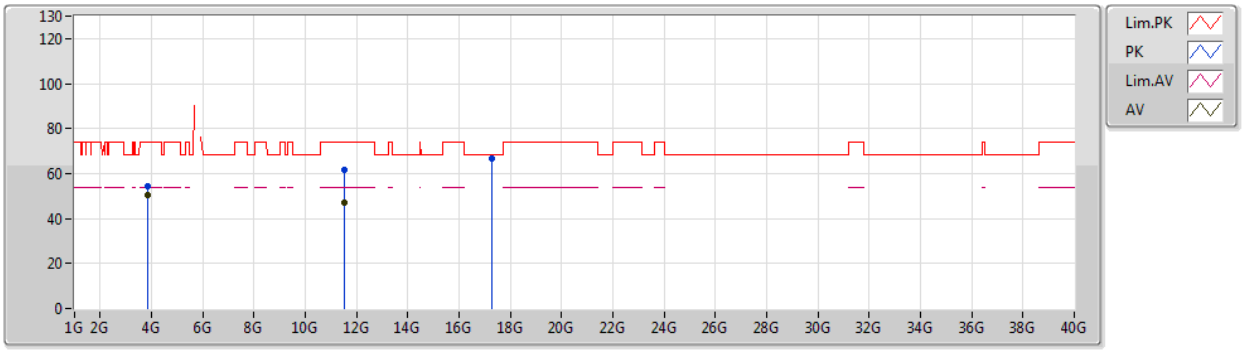

Type	Freq	Level	Limit	Margin	Factor	Dist	Condition	Azimuth	Height	Comment	Raw	AF	CL	PA
	(Hz)	(dBuV/m)	(dBuV/m)	(dB)	(dB)	(m)		(°)	(m)		(dBuV)	(dB)	(dB)	(dB)
AV	3.83664G	50.51	54.00	-3.49	4.95	3	Horizontal	312	2.38	-	45.56	29.41	9.54	34.00
AV	11.50988G	46.99	54.00	-7.01	18.15	3	Horizontal	0	1.50	-	28.84	39.44	9.48	30.77
PK	3.83674G	54.24	74.00	-19.76	4.95	3	Horizontal	312	2.38	-	49.29	29.41	9.54	34.00
PK	11.50984G	61.91	74.00	-12.09	18.15	3	Horizontal	0	1.50	-	43.76	39.44	9.48	30.77
PK	17.2617G	66.70	68.20	-1.50	21.68	3	Horizontal	33	1.13	-	45.02	41.83	11.41	31.56

802.11ax HEW40-BF_Nss1,(MCS0)_2TX

5795MHz_TX

12/10/2019

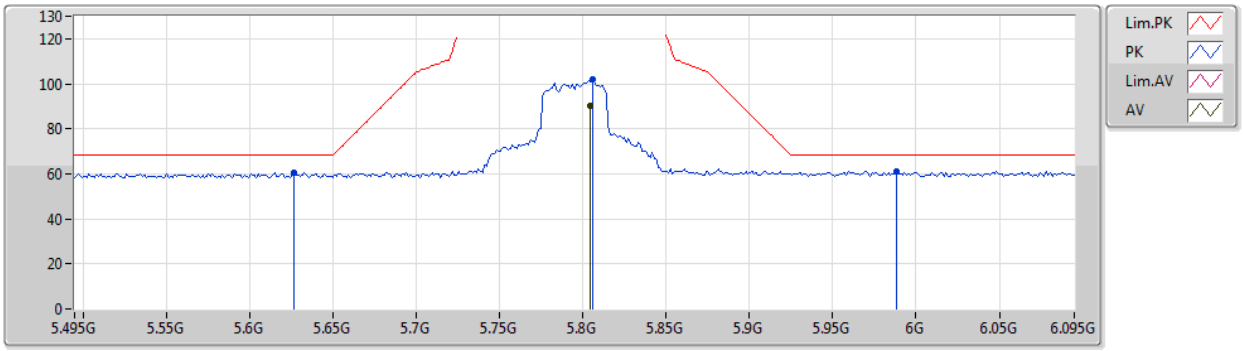

Type	Freq	Level	Limit	Margin	Factor	Dist	Condition	Azimuth	Height	Comment	Raw	AF	CL	PA
	(Hz)	(dBuV/m)	(dBuV/m)	(dB)	(dB)	(m)		(°)	(m)		(dBuV)	(dB)	(dB)	(dB)
AV	5.8046G	90.15	Inf	-Inf	8.52	3	Vertical	301	1.50	-	81.63	32.11	10.49	34.08
PK	5.627G	60.61	68.20	-7.59	7.86	3	Vertical	301	1.50	-	52.75	31.65	10.28	34.07
PK	5.8058G	102.14	Inf	-Inf	8.53	3	Vertical	301	1.50	-	93.61	32.12	10.49	34.08
PK	5.9882G	61.25	68.20	-6.95	8.90	3	Vertical	301	1.50	-	52.35	32.40	10.58	34.08

802.11ax HEW40-BF_Nss1,(MCS0)_2TX

12/10/2019

5795MHz_TX

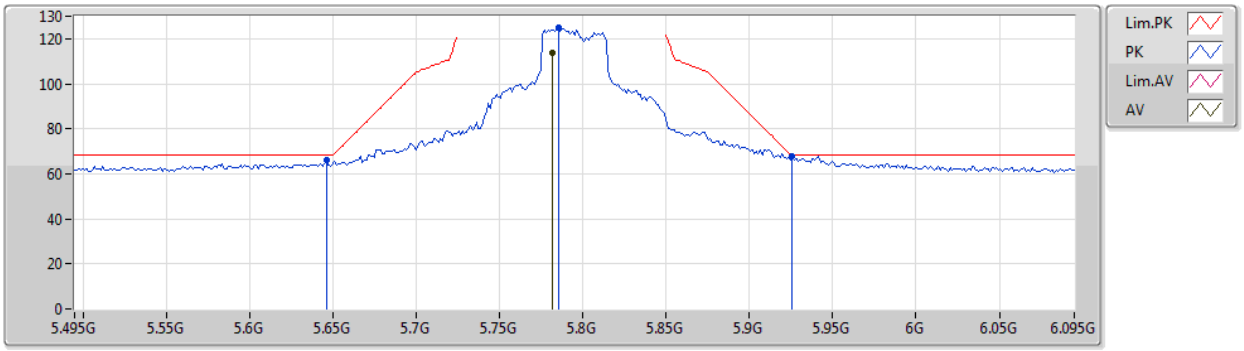

Type	Freq	Level	Limit	Margin	Factor	Dist	Condition	Azimuth	Height	Comment	Raw	AF	CL	PA
	(Hz)	(dBuV/m)	(dBuV/m)	(dB)	(dB)	(m)		(°)	(m)		(dBuV)	(dB)	(dB)	(dB)
AV	5.7818G	113.63	Inf	-Inf	8.43	3	Horizontal	4	1.67	-	105.20	32.05	10.46	34.08
PK	5.6462G	66.39	68.20	-1.81	7.92	3	Horizontal	4	1.67	-	58.47	31.69	10.30	34.07
PK	5.7854G	124.70	Inf	-Inf	8.45	3	Horizontal	4	1.67	-	116.25	32.06	10.47	34.08
PK	5.9258G	67.83	68.20	-0.37	8.87	3	Horizontal	4	1.67	-	58.96	32.40	10.55	34.08

802.11ax HEW40-BF_Nss1,(MCS0)_2TX

5795MHz_TX

12/10/2019

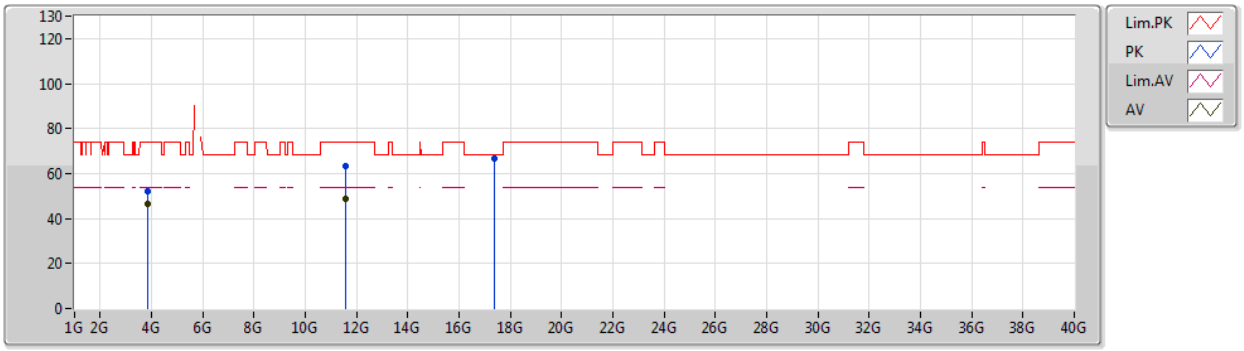

Type	Freq	Level	Limit	Margin	Factor	Dist	Condition	Azimuth	Height	Comment	Raw	AF	CL	PA
	(Hz)	(dBuV/m)	(dBuV/m)	(dB)	(dB)	(m)		(°)	(m)		(dBuV)	(dB)	(dB)	(dB)
AV	3.86331G	46.44	54.00	-7.56	5.05	3	Vertical	358	2.16	-	41.39	29.49	9.56	34.00
AV	11.59006G	48.57	54.00	-5.43	18.91	3	Vertical	25	1.33	-	29.66	39.43	13.68	34.20
PK	3.86333G	51.92	74.00	-22.08	5.05	3	Vertical	358	2.16	-	46.87	29.49	9.56	34.00
PK	11.58988G	63.25	74.00	-10.75	18.91	3	Vertical	25	1.33	-	44.34	39.43	13.68	34.20
PK	17.38392G	66.48	68.20	-1.72	24.41	3	Vertical	0	2.23	-	42.07	42.85	15.07	33.51

802.11ax HEW40-BF_Nss1,(MCS0)_2TX

12/10/2019

5795MHz_TX

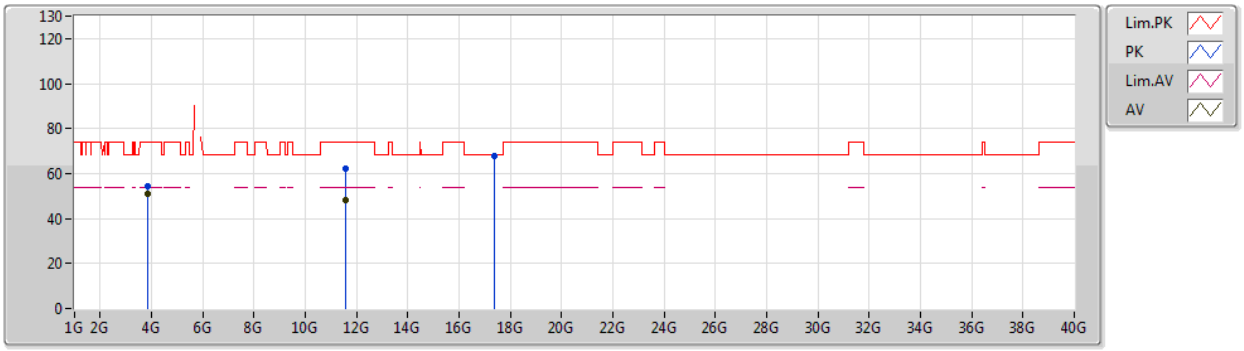

Type	Freq	Level	Limit	Margin	Factor	Dist	Condition	Azimuth	Height	Comment	Raw	AF	CL	PA
	(Hz)	(dBuV/m)	(dBuV/m)	(dB)	(dB)	(m)		(°)	(m)		(dBuV)	(dB)	(dB)	(dB)
AV	3.86334G	50.76	54.00	-3.24	5.05	3	Horizontal	311	2.17	-	45.71	29.49	9.56	34.00
AV	11.57536G	48.23	54.00	-5.77	18.93	3	Horizontal	297	1.22	-	29.30	39.45	13.67	34.19
PK	3.86332G	54.38	74.00	-19.62	5.05	3	Horizontal	311	2.17	-	49.33	29.49	9.56	34.00
PK	11.59G	62.35	74.00	-11.65	18.91	3	Horizontal	297	1.22	-	43.44	39.43	13.68	34.20
PK	17.38356G	67.90	68.20	-0.30	24.41	3	Horizontal	323	1.32	-	43.49	42.85	15.07	33.51

802.11ax HEW80-BF_Nss1,(MCS0)_2TX

5210MHz_TX

12/10/2019

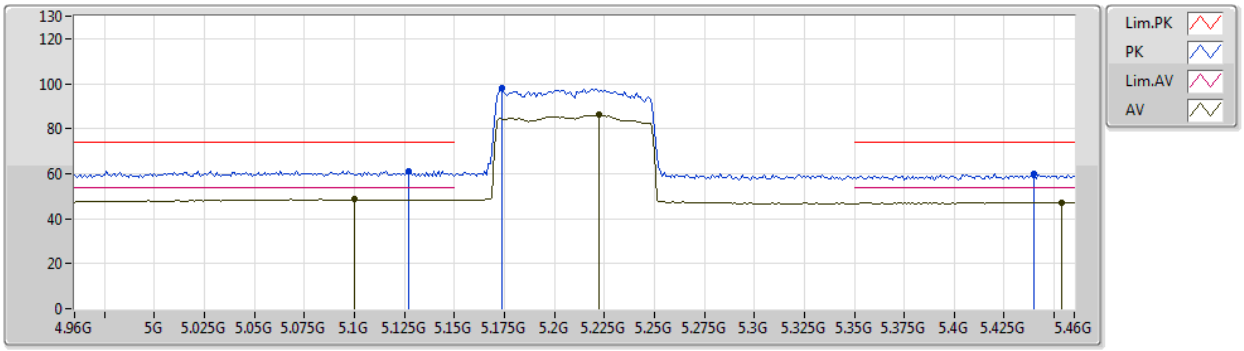

Type	Freq	Level	Limit	Margin	Factor	Dist	Condition	Azimuth	Height	Comment	Raw	AF	CL	PA
	(Hz)	(dBuV/m)	(dBuV/m)	(dB)	(dB)	(m)		(°)	(m)		(dBuV)	(dB)	(dB)	(dB)
AV	5.1G	48.53	54.00	-5.47	8.03	3	Vertical	304	2.73	-	40.50	32.00	10.08	34.05
AV	5.222G	86.09	Inf	-Inf	7.55	3	Vertical	304	2.73	-	78.54	31.51	10.09	34.05
AV	5.454G	47.21	54.00	-6.79	7.79	3	Vertical	304	2.73	-	39.42	31.66	10.20	34.07
PK	5.127G	61.22	74.00	-12.78	7.92	3	Vertical	304	2.73	-	53.30	31.89	10.08	34.05
PK	5.174G	98.16	Inf	-Inf	7.73	3	Vertical	304	2.73	-	90.43	31.70	10.08	34.05
PK	5.44G	59.88	74.00	-14.12	7.76	3	Vertical	304	2.73	-	52.12	31.62	10.20	34.06

802.11ax HEW80-BF_Nss1,(MCS0)_2TX

5210MHz_TX

12/10/2019

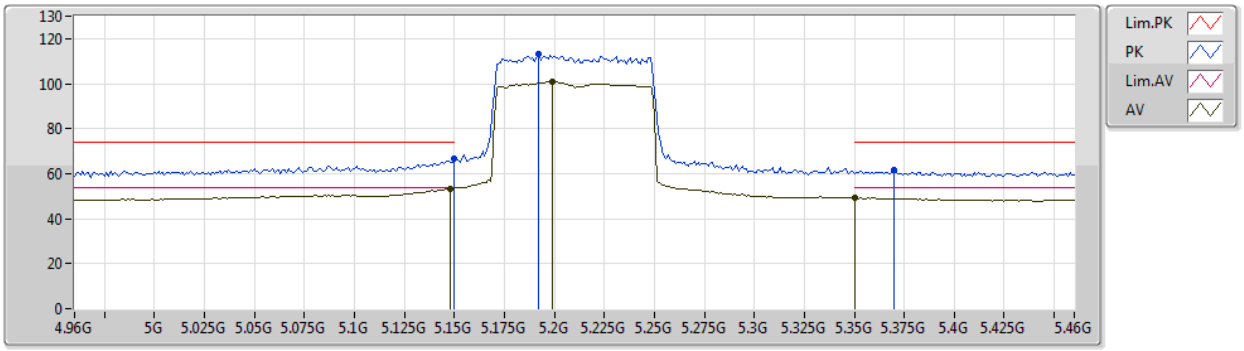

Type	Freq	Level	Limit	Margin	Factor	Dist	Condition	Azimuth	Height	Comment	Raw	AF	CL	PA
	(Hz)	(dBuV/m)	(dBuV/m)	(dB)	(dB)	(m)		(°)	(m)		(dBuV)	(dB)	(dB)	(dB)
AV	5.148G	53.47	54.00	-0.53	7.84	3	Horizontal	4	1.84	-	45.63	31.81	10.08	34.05
AV	5.199G	100.83	Inf	-Inf	7.63	3	Horizontal	4	1.84	-	93.20	31.60	10.08	34.05
AV	5.35G	49.08	54.00	-4.92	7.45	3	Horizontal	4	1.84	-	41.63	31.35	10.16	34.06
PK	5.15G	66.41	74.00	-7.59	7.83	3	Horizontal	4	1.84	-	58.58	31.80	10.08	34.05
PK	5.192G	112.98	Inf	-Inf	7.66	3	Horizontal	4	1.84	-	105.32	31.63	10.08	34.05
PK	5.37G	61.38	74.00	-12.62	7.52	3	Horizontal	4	1.84	-	53.86	31.41	10.17	34.06

802.11ax HEW80-BF_Nss1,(MCS0)_2TX

5210MHz_TX

12/10/2019

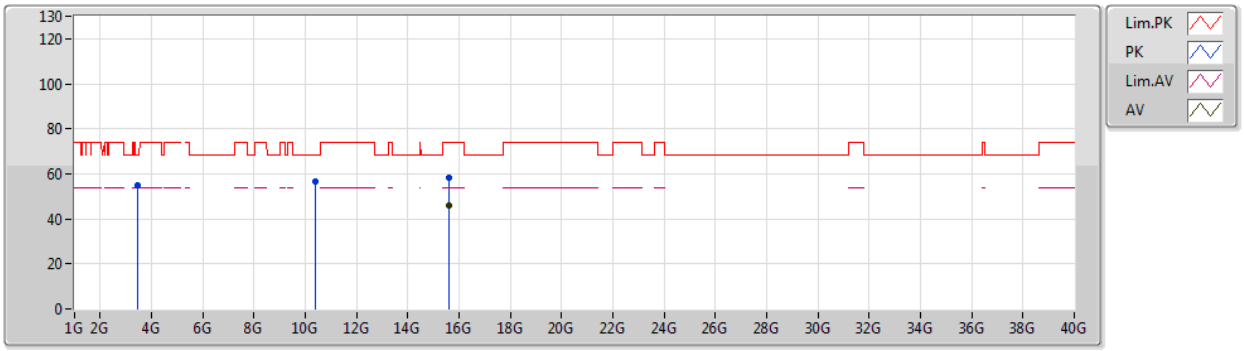

Type	Freq	Level	Limit	Margin	Factor	Dist	Condition	Azimuth	Height	Comment	Raw	AF	CL	PA
	(Hz)	(dBuV/m)	(dBuV/m)	(dB)	(dB)	(m)		(°)	(m)		(dBuV)	(dB)	(dB)	(dB)
AV	15.62856G	45.84	54.00	-8.16	18.29	3	Vertical	159	2.51	-	27.55	38.65	13.74	34.10
PK	3.47333G	54.80	68.20	-13.40	4.02	3	Vertical	5	2.15	-	50.78	28.57	9.47	34.02
PK	10.41202G	56.57	68.20	-11.63	17.92	3	Vertical	157	1.50	-	38.65	39.44	12.99	34.51
PK	15.61602G	58.46	74.00	-15.54	18.34	3	Vertical	159	2.51	-	40.12	38.69	13.74	34.09

802.11ax HEW80-BF_Nss1,(MCS0)_2TX

5210MHz_TX

12/10/2019

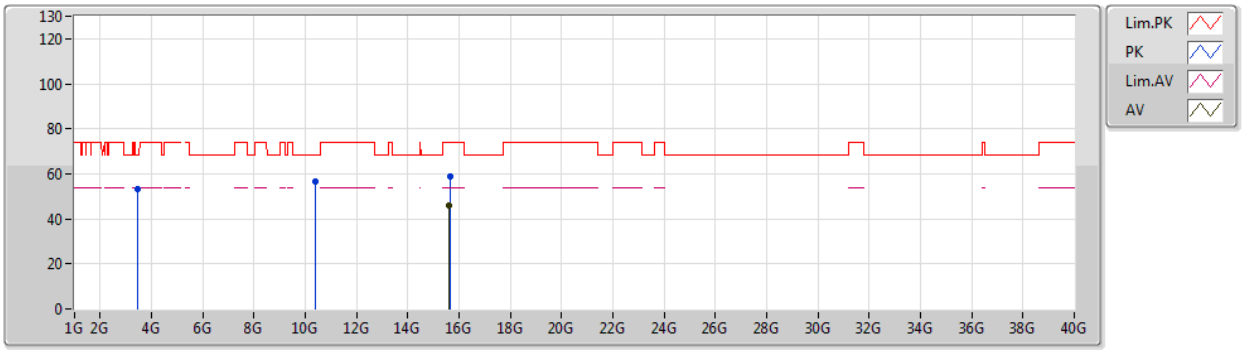

Type	Freq	Level	Limit	Margin	Factor	Dist	Condition	Azimuth	Height	Comment	Raw	AF	CL	PA
	(Hz)	(dBuV/m)	(dBuV/m)	(dB)	(dB)	(m)		(°)	(m)		(dBuV)	(dB)	(dB)	(dB)
AV	15.6276G	45.84	54.00	-8.16	18.29	3	Horizontal	71	1.50	-	27.55	38.65	13.74	34.10
PK	3.47331G	53.17	68.20	-15.03	4.02	3	Horizontal	309	1.37	-	49.15	28.57	9.47	34.02
PK	10.41676G	56.87	68.20	-11.33	17.93	3	Horizontal	328	1.50	-	38.94	39.44	13.00	34.51
PK	15.64188G	58.58	74.00	-15.42	18.24	3	Horizontal	71	1.50	-	40.34	38.61	13.74	34.11

802.11ax HEW80-BF_Nss1,(MCS0)_2TX

5775MHz_TX

12/10/2019

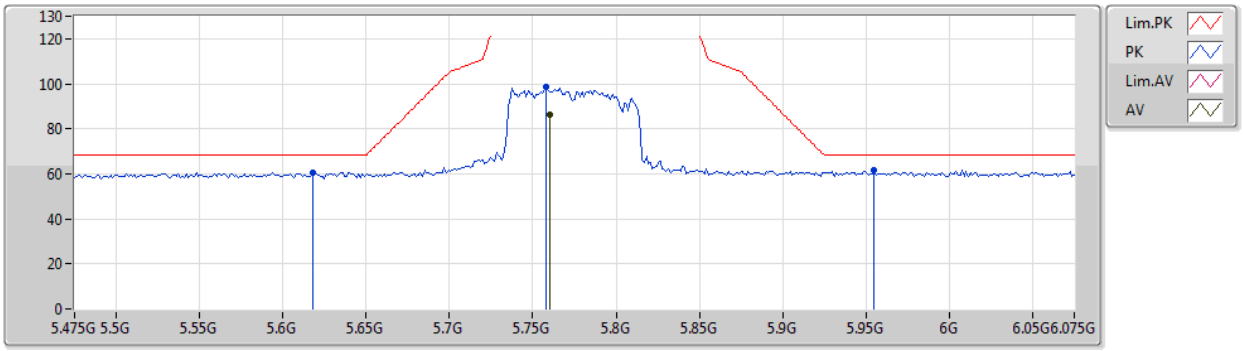

Type	Freq	Level	Limit	Margin	Factor	Dist	Condition	Azimuth	Height	Comment	Raw	AF	CL	PA
	(Hz)	(dBuV/m)	(dBuV/m)	(dB)	(dB)	(m)		(°)	(m)		(dBuV)	(dB)	(dB)	(dB)
AV	5.7606G	86.47	Inf	-Inf	8.34	3	Vertical	289	2.87	-	78.13	31.98	10.44	34.08
PK	5.6178G	60.54	68.20	-7.66	7.83	3	Vertical	289	2.87	-	52.71	31.64	10.26	34.07
PK	5.7582G	98.75	Inf	-Inf	8.33	3	Vertical	289	2.87	-	90.42	31.97	10.44	34.08
PK	5.955G	61.40	68.20	-6.80	8.88	3	Vertical	289	2.87	-	52.52	32.40	10.56	34.08

802.11ax HEW80-BF_Nss1,(MCS0)_2TX

5775MHz_TX

12/10/2019

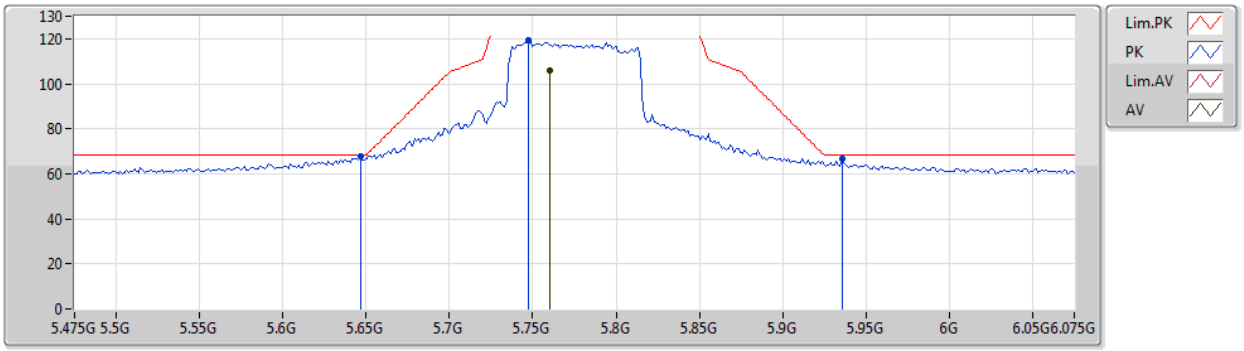

Type	Freq	Level	Limit	Margin	Factor	Dist	Condition	Azimuth	Height	Comment	Raw	AF	CL	PA
	(Hz)	(dBuV/m)	(dBuV/m)	(dB)	(dB)	(m)		(°)	(m)		(dBuV)	(dB)	(dB)	(dB)
AV	5.7606G	106.02	Inf	-Inf	8.34	3	Horizontal	15	1.72	-	97.68	31.98	10.44	34.08
PK	5.6466G	67.57	68.20	-0.63	7.92	3	Horizontal	15	1.72	-	59.65	31.69	10.30	34.07
PK	5.7474G	119.63	Inf	-Inf	8.29	3	Horizontal	15	1.72	-	111.34	31.94	10.42	34.07
PK	5.9358G	66.72	68.20	-1.48	8.87	3	Horizontal	15	1.72	-	57.85	32.40	10.55	34.08

802.11ax HEW80-BF_Nss1,(MCS0)_2TX

5775MHz_TX

12/10/2019

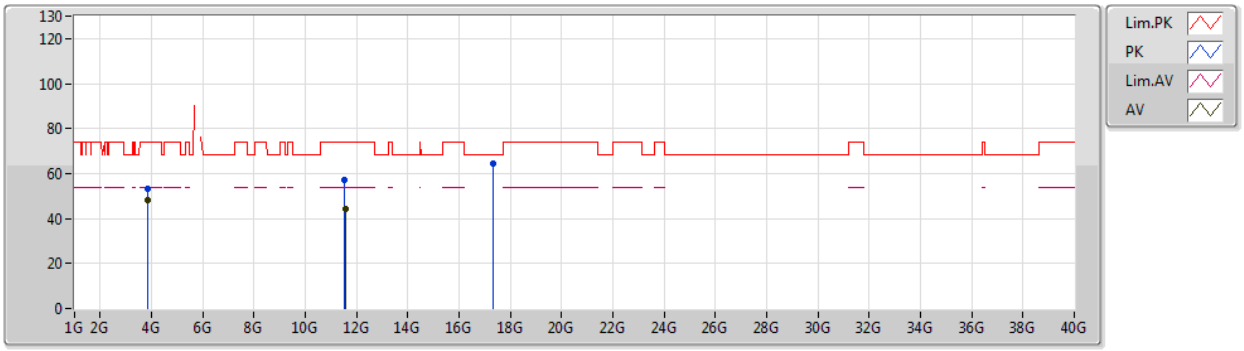

Type	Freq	Level	Limit	Margin	Factor	Dist	Condition	Azimuth	Height	Comment	Raw	AF	CL	PA
	(Hz)	(dBuV/m)	(dBuV/m)	(dB)	(dB)	(m)		(°)	(m)		(dBuV)	(dB)	(dB)	(dB)
AV	3.85002G	47.99	54.00	-6.01	5.00	3	Vertical	314	1.10	-	42.99	29.45	9.55	34.00
AV	11.55708G	44.35	54.00	-9.65	18.95	3	Vertical	262	2.02	-	25.40	39.48	13.66	34.19
PK	3.85002G	53.19	74.00	-20.81	5.00	3	Vertical	314	1.10	-	48.19	29.45	9.55	34.00
PK	11.54178G	56.89	74.00	-17.11	18.96	3	Vertical	262	2.02	-	37.93	39.50	13.65	34.19
PK	17.3316G	64.22	68.20	-3.98	24.01	3	Vertical	27	1.66	-	40.21	42.49	15.02	33.50

802.11ax HEW80-BF_Nss1,(MCS0)_2TX

5775MHz_TX

12/10/2019

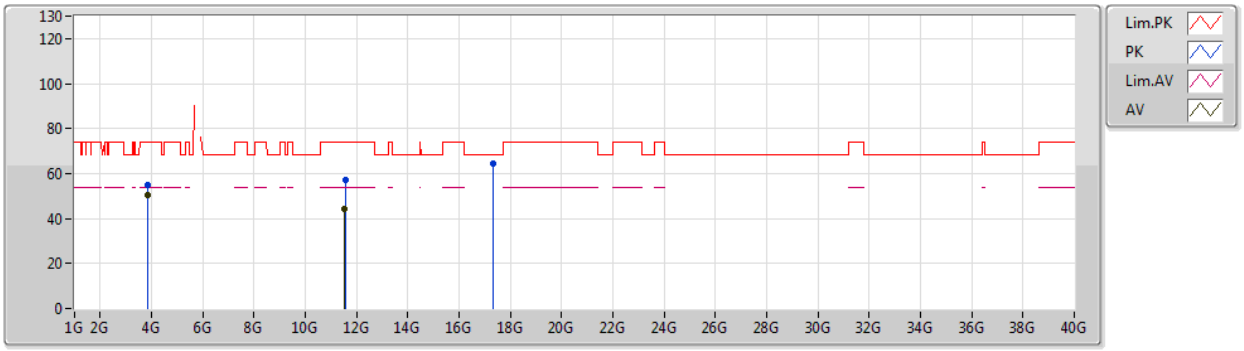

Type	Freq	Level	Limit	Margin	Factor	Dist	Condition	Azimuth	Height	Comment	Raw	AF	CL	PA
	(Hz)	(dBuV/m)	(dBuV/m)	(dB)	(dB)	(m)		(°)	(m)		(dBuV)	(dB)	(dB)	(dB)
AV	3.85G	50.53	54.00	-3.47	5.00	3	Horizontal	310	2.19	-	45.53	29.45	9.55	34.00
AV	11.54838G	44.37	54.00	-9.63	18.95	3	Horizontal	31	1.61	-	25.42	39.49	13.65	34.19
PK	3.84996G	54.73	74.00	-19.27	5.00	3	Horizontal	310	2.19	-	49.73	29.45	9.55	34.00
PK	11.5641G	57.19	74.00	-16.81	18.94	3	Horizontal	31	1.61	-	38.25	39.47	13.66	34.19
PK	17.33778G	64.30	68.20	-3.90	24.05	3	Horizontal	247	2.33	-	40.25	42.53	15.02	33.50