RADIO TEST REPORT

FCC ID	:	QXO-AP5010
Equipment	:	Access Point
Brand Name	:	Extreme Networks
Model Name	:	AP5010
Applicant	:	Extreme Networks, Inc. 2121 RDU Center Drive Morrisville North Carolina United States 27560
Manufacturer	:	Extreme Networks, Inc. 2121 RDU Center Drive Morrisville North Carolina United States 27560
Standard	:	47 CFR FCC Part 15.407

The product was received on Dec. 03, 2021, and testing was started from Dec. 11, 2021 and completed on Apr. 28, 2022. We, Sporton International Inc. Hsinchu Laboratory, would like to declare that the tested sample has been evaluated in accordance with the procedures given in ANSI C63.10-2013 and shown compliance with the applicable technical standards.

The test results in this report apply exclusively to the tested model / sample. Without written approval of Sporton International Inc. Hsinchu Laboratory, the test report shall not be reproduced except in full.

Approved by: Sam Chen

Sporton International Inc. Hsinchu Laboratory
No.8, Ln. 724, Bo'ai St., Zhubei City, Hsinchu County 302010, Taiwan (R.O.C.)

Table of Contents

History of this test report **3**

Summary of Test Result **4**

1 General Description **5**

1.1 Information 5
1.2 Applicable Standards 13
1.3 Testing Location Information 13
1.4 Measurement Uncertainty 14

2 Test Configuration of EUT **15**

2.1 Test Channel Mode 15
2.2 The Worst Case Measurement Configuration 20
2.3 EUT Operation during Test 23
2.4 Accessories 23
2.5 Support Equipment 23
2.6 Test Setup Diagram 25

3 Transmitter Test Result **28**

3.1 AC Power-line Conducted Emissions 28
3.2 Emission Bandwidth 30
3.3 Maximum Output Power 32
3.4 Power Spectral Density 34
3.5 Unwanted Emissions 37

4 Test Equipment and Calibration Data **41**

Appendix A. Test Results of AC Power-line Conducted Emissions

Appendix B. Test Results of Emission Bandwidth

Appendix C. Test Results of Maximum Output Power

Appendix D. Test Results of Power Spectral Density

Appendix E. Test Results of Unwanted Emissions

Appendix F. Test Results of Radiated Emission Co-location

Appendix G. Test Photos

Photographs of EUT v01

History of this test report

Report No.	Version	Description	Issued Date
FR1N2903AB	01	Initial issue of report	Jun. 13, 2022

Summary of Test Result

Report Clause	Ref Std. Clause	Test Items	Result (PASS/FAIL)	Remark
1.1.2	15.203	Antenna Requirement	PASS	-
3.1	15.207	AC Power-line Conducted Emissions	PASS	-
3.2	15.407(a)	Emission Bandwidth	PASS	-
3.3	15.407(a)	Maximum Output Power	PASS	-
3.4	15.407(a)	Power Spectral Density	PASS	-
3.5	15.407(b)	Unwanted Emissions	PASS	-
Note: Reference to Sporton Project No.: 1N2902				

Declaration of Conformity:

1. The test results with all measurement uncertainty excluded are presented in accordance with the regulation limits or requirements declared by manufacturers. It's means measurement values may risk exceeding the limit of regulation standards, if measurement uncertainty is include in test results.
2. The measurement uncertainty please refer to report "Measurement Uncertainty".

Comments and Explanations:

The declared of product specification for EUT presented in the report are provided by the manufacturer, and the manufacturer takes all the responsibilities for the accuracy of product specification.

Reviewed by: Sam Chen

Report Producer: Viola Huang

1 General Description

1.1 Information

1.1.1 RF General Information

Frequency Range (MHz)	IEEE Std. 802.11	Ch. Frequency (MHz)	Channel Number
5150-5250	a, n (HT20), ac (VHT20), ax (HEW20)	5180-5240	36-48 [4]
5725-5850		5745-5825	149-165 [5]
5150-5250	n (HT40), ac (VHT40), ax (HEW40)	5190-5230	38-46 [2]
5725-5850		5755-5795	151-159 [2]
5150-5250	ac (VHT80), ax (HEW80)	5210	42 [1]
5725-5850		5775	155 [1]

For Radio 2

Band	Mode	BWch (MHz)	Nant
5.15-5.25GHz	802.11a	20	1, 2, 4
5.15-5.25GHz	802.11n HT20	20	1, 2, 4
5.15-5.25GHz	802.11n HT20-BF	20	2, 4
5.15-5.25GHz	802.11ac VHT20	20	1, 2, 4
5.15-5.25GHz	802.11ac VHT20-BF	20	2, 4
5.15-5.25GHz	802.11ax HEW20	20	1, 2, 4
5.15-5.25GHz	802.11ax HEW20-BF	20	2, 4
5.15-5.25GHz	802.11n HT40	40	1, 2, 4
5.15-5.25GHz	802.11n HT40-BF	40	2, 4
5.15-5.25GHz	802.11ac VHT40	40	1, 2, 4
5.15-5.25GHz	802.11ac VHT40-BF	40	2, 4
5.15-5.25GHz	802.11ax HEW40	40	1, 2, 4
5.15-5.25GHz	802.11ax HEW40-BF	40	2, 4
5.15-5.25GHz	802.11ac VHT80	80	1, 2, 4
5.15-5.25GHz	802.11ac VHT80-BF	80	2, 4
5.15-5.25GHz	802.11ax HEW80	80	1, 2, 4
5.15-5.25GHz	802.11ax HEW80-BF	80	2, 4
5.725-5.85GHz	802.11a	20	1, 2, 4
5.725-5.85GHz	802.11n HT20	20	1, 2, 4
5.725-5.85GHz	802.11n HT20-BF	20	2, 4
5.725-5.85GHz	802.11ac VHT20	20	1, 2, 4
5.725-5.85GHz	802.11ac VHT20-BF	20	2, 4
5.725-5.85GHz	802.11ax HEW20	20	1, 2, 4
5.725-5.85GHz	802.11ax HEW20-BF	20	2, 4
5.725-5.85GHz	802.11n HT40	40	1, 2, 4

Band	Mode	BWch (MHz)	Nant
5.725-5.85GHz	802.11n HT40-BF	40	2, 4
5.725-5.85GHz	802.11ac VHT40	40	1, 2, 4
5.725-5.85GHz	802.11ac VHT40-BF	40	2, 4
5.725-5.85GHz	802.11ax HEW40	40	1, 2, 4
5.725-5.85GHz	802.11ax HEW40-BF	40	2, 4
5.725-5.85GHz	802.11ac VHT80	80	1, 2, 4
5.725-5.85GHz	802.11ac VHT80-BF	80	2, 4
5.725-5.85GHz	802.11ax HEW80	80	1, 2, 4
5.725-5.85GHz	802.11ax HEW80-BF	80	2, 4

For Scanning radio 1

Band	Mode	BWch (MHz)	Nant
5.15-5.25GHz	802.11a	20	2
5.15-5.25GHz	802.11n HT20	20	2
5.15-5.25GHz	802.11ac VHT20	20	2
5.15-5.25GHz	802.11ax HEW20	20	2
5.15-5.25GHz	802.11n HT40	40	2
5.15-5.25GHz	802.11ac VHT40	40	2
5.15-5.25GHz	802.11ax HEW40	40	2
5.15-5.25GHz	802.11ac VHT80	80	2
5.15-5.25GHz	802.11ax HEW80	80	2
5.725-5.85GHz	802.11a	20	2
5.725-5.85GHz	802.11n HT20	20	2
5.725-5.85GHz	802.11ac VHT20	20	2
5.725-5.85GHz	802.11ax HEW20	20	2
5.725-5.85GHz	802.11n HT40	40	2
5.725-5.85GHz	802.11ac VHT40	40	2
5.725-5.85GHz	802.11ax HEW40	40	2
5.725-5.85GHz	802.11ac VHT80	80	2
5.725-5.85GHz	802.11ax HEW80	80	2

Note:
- 11a, HT20 and HT40 use a combination of OFDM-BPSK, QPSK, 16QAM, 64QAM modulation.
- VHT20, VHT40, VHT80 use a combination of OFDM-BPSK, QPSK, 16QAM, 64QAM, 256QAM modulation.
- HEW20, HEW40, HEW80 use a combination of OFDMA-BPSK, QPSK, 16QAM, 64QAM, 256QAM, 1024QAM modulation.
- BWch is the nominal channel bandwidth.

1.1.2 Antenna Information

Ant.	Port					Brand Name	Model Name	Antenna Type	Connector	Gain (dBi)
	WLAN 2.4GHz (Radio 1) (Scanning Radio 1)	WLAN 5GHz (Radio 2)	WLAN 6E (Radio 3)	WLAN 5GHz / WLAN 6GHz (Scanning Radio 1)	BT / IEEE802.15.4 (Radio 4)					
1	3	3	-	-	-	WNC	95XEAJ15.30	PIFA	I-PEX	Note 1
2	1	1	-	-	-	WNC	95XEAJ15.31	PIFA	I-PEX	
3	2	2	-	-	-	WNC	95XEAJ15.32	PIFA	I-PEX	
4	4	4	-	-	-	WNC	95XEAJ15.33	PIFA	I-PEX	
5	-	-	2	-	-	WNC	95XEAJ15.34	PIFA	I-PEX	
6	-	-	1	-	-	WNC	95XEAJ15.35	PIFA	I-PEX	
7	-	-	4	-	-	WNC	95XEAJ15.36	PIFA	I-PEX	
8	-	-	3	-	-	WNC	95XEAJ15.37	PIFA	I-PEX	
9	-	-	-	1	-	WNC	95XEAJ15.38	PIFA	I-PEX	
10	-	-	-	2	-	WNC	95XEAJ15.39	PIFA	I-PEX	
11	-	-	-	-	1	WNC	95XEAJ15.40	PIFA	I-PEX	

Note 1:

Ant.	Antenna Gain (dBi)								
	WLAN 2.4GHz (Radio 1) (Scanning Radio 1)	WLAN 5GHz (Radio 2)				WLAN 6E (Radio 3)	WLAN 5GHz (Scanning Radio 1)	WLAN 6GHz (Scanning Radio 1)	BT / IEEE802.15.4 (Radio 4)
		UNII 1	UNII 2A	UNII 2C	UNII 3	UNII 5~UNII 8	UNII 1~UNII 3	UNII 5~UNII 8	
1	2.04	3.99	3.18	2.9	1.52	-	-	-	-
2	2.69	1.96	2.27	1.08	1.18	-	-	-	-
3	3.74	4.38	4.4	2.73	3.04	-	-	-	-
4	1.68	2.83	3.02	2.16	1.69	-	-	-	-
5	-	-	-	-	-	5.2	-	-	-
6	-	-	-	-	-	5.2	-	-	-
7	-	-	-	-	-	5.2	-	-	-
8	-	-	-	-	-	5.2	-	-	-
9	-	-	-	-	-	-	5.9	6.0	-
10	-	-	-	-	-	-	5.9	6.0	-
11	-	-	-	-	-	-	-	-	4.2

Ant.	Directional Gain (dBi)									
	WLAN 2.4GHz (Radio 1) (Scanning Radio 1)		WLAN 5GHz (Radio 2)							
			UNII 1		UNII 2A		UNII 2C		UNII 3	
	2T1S	2T2S	2T1S	2T2S	2T1S	2T2S	2T1S	2T2S	2T1S	2T2S
2	5.94	2.94	5.06	2.44	5.15	2.51	3.68	0.97	4.04	1.31
3										

Ant.	Directional Gain (dBi)														
	WLAN 2.4GHz (Radio 1) (Scanning Radio 1)			WLAN 5GHz (Radio 2)											
				UNII 1			UNII 2A			UNII 2C			UNII 3		
	4T1S	4T2S	4T4S	4T1S	4T2S	4T4S	4T1S	4T2S	4T4S	4T1S	4T2S	4T4S	4T1S	4T2S	4T4S
1	7.55	4.55	1.67	6.83	4.38	1.22	6.24	4.40	0.72	5.74	2.90	-0.03	5.92	3.04	0.20
2															
3															
4															

Note 2: The EUT has eleven antennas.
Note 3: The above information (except gain of Radio 1 2.4GHz, Scanning Radio 1 2.4GHz, Radio 2) was declared by manufacturer.
Note 4: Radio 1 2.4GHz, Scanning Radio 1 2.4GHz, Radio 2: Maximum Directional Gain following KDB662911 D03.
The antenna report is provided in the operational description for this application.
Note 5: Scanning Radio 1 5GHz: Maximum Directional Gain following KDB662911 D01.
Note 6: The EUT doesn't enable the DFS band.
Note 7: Scanning Radio 1 5GHz: Directional gain information.

Type	Maximum Output Power	Power Spectral Density
Non-BF	Directional gain = Max.gain + array gain. For power measurements on IEEE 802.11 devices Array Gain = 0 dB (i.e., no array gain) for N ANT ≤ 4	$DirectionalGain = 10 \cdot \log\left[\frac{\sum_{j=1}^{N_{SS}}\left\{\sum_{k=1}^{N_{ANT}} g_{j,k}\right\}^2}{N_{ANT}}\right]$

Ex.

Directional Gain (NSS1) formula :

$$DirectionalGain = 10 \cdot \log\left[\frac{\sum_{j=1}^{N_{SS}}\left\{\sum_{k=1}^{N_{ANT}} g_{j,k}\right\}^2}{N_{ANT}}\right]$$

NSS1(g1,1) = $10^{G1/20}$; NSS1(g1,2)= $10^{G2/20}$; NSS1(g1,2)= $10^{G3/20}$; NSS1(g1,2)= $10^{G4/20}$

gj,k =$(Nss1(g1,1) + Nss1(g1,2) + Nss1(g1,3) + Nss1(g1,4))^2$

DG = 10 log[$(Nss1(g1,1) + Nss1(g1,2) + Nss1(g1,3) + Nss1(g1,4))^2 / N_{ANT}$] => 10 log[$(10^{G1/20} + 10^{G2/20} + 10^{G3/20} + 10^{G4/20})^2 / N_{ANT}$]

Where ;

G1 = 5.9 ; G2 = 5.9

5 GHz U-NII-1 DG = 8.91 dBi

5 GHz U-NII-2A DG = 8.91 dBi

5 GHz U-NII-2C DG = 8.91 dBi

5 GHz U-NII-3 DG = 8.91 dBi

For Radio 1
For 2.4GHz:
For IEEE 802.11b/g/n/VHT/ax mode (1TX/4RX):
Only Port 1 can be use as transmitting antenna.
Port 1, Port 2 could transmit simultaneously.
Port 1, Port 2, Port 3, Port 4 can be used as receiving antennas.
Port 1, Port 2, Port 3, Port 4 could receive simultaneously.
For IEEE 802.11b/g/n/VHT/ax mode (2TX/4RX):
Port 1, Port 2 can be use as transmitting antenna.
Port 1, Port 2 could transmitting simultaneously.
Port 1, Port 2, Port 3, Port 4 can be used as receiving antennas.
Port 1, Port 2, Port 3, Port 4 could receive simultaneously.
For IEEE 802.11b/g/n/VHT/ax mode (4TX/4RX):
Port 1, Port 2, Port 3 and Port 4 can be used as transmitting/receiving antenna.
Port 1, Port 2, Port 3 and Port 4 could transmit/receive simultaneously.
For Scanning Radio 1
For 2.4GHz:
For IEEE 802.11b/g/n/VHT/ax mode (4TX/4RX):
Port 1, Port 2, Port 3 and Port 4 can be used as transmitting/receiving antenna.
Port 1, Port 2, Port 3 and Port 4 could transmit/receive simultaneously.
For 5GHz UNII 1, 3:
For IEEE 802.11a/n/ac/ax mode (2TX/2RX):
Port 1, Port 2 can be used as transmitting/receiving antenna.
Port 1, Port 2 could transmit/receive simultaneously.
For 6GHz UNII 5~8:
For IEEE 802.11ax mode (2TX/2RX):
Port 1, Port 2 can be used as transmitting/receiving antenna.
Port 1, Port 2 could transmit/receive simultaneously.
For Radio 2
For 5GHz UNII 1, 3:
For IEEE 802.11a/n/ac/ax mode (1TX/4RX):
Only Port 1 can be use as transmitting antenna.
Port 1, Port 2, Port 3, Port 4 can be used as receiving antennas.
Port 1, Port 2, Port 3, Port 4 could receive simultaneously.
For IEEE 802.11a/n/ac/ax mode (2TX/4RX):
Port 1, Port 2 can be use as transmitting antenna.
Port 1, Port 2 could transmitting simultaneously.
Port 1, Port 2, Port 3, Port 4 can be used as receiving antennas.
Port 1, Port 2, Port 3, Port 4 could receive simultaneously.
For IEEE 802.11a/n/ac/ax mode (4TX/4RX):
Port 1, Port 2, Port 3 and Port 4 can be used as transmitting/receiving antenna.
Port 1, Port 2, Port 3 and Port 4 could transmit/receive simultaneously.
For Radio 3
For 6GHz UNII 5~8:
For IEEE 802.11ax mode (1TX/4RX):
Only Port 1 can be use as transmitting antenna.
Port 1, Port 2, Port 3, Port 4 can be used as receiving antennas.
Port 1, Port 2, Port 3, Port 4 could receive simultaneously.
For IEEE 802.11ax mode (2TX/4RX):
Port 1, Port 2 can be use as transmitting antenna.
Port 1, Port 2 could transmitting simultaneously.
Port 1, Port 2, Port 3, Port 4 can be used as receiving antennas.
Port 1, Port 2, Port 3, Port 4 could receive simultaneously.

For IEEE 802.11ax mode (4TX/4RX):
Port 1, Port 2, Port 3 and Port 4 can be used as transmitting/receiving antenna.
Port 1, Port 2, Port 3 and Port 4 could transmit/receive simultaneously.
For Radio 4
Bluetooth / IEEE802.15.4 (1TX):
Only Port 1 can be used as transmitting antenna.

1.1.3 Mode Test Duty Cycle

For Radio 2
For 1T1S

Mode	DC	DCF(dB)	T(s)	VBW(Hz) ≥ 1/T
802.11a	0.948	0.23	2.066m	1k
802.11ax HEW20	0.981	0.08	n/a (DC>=0.98)	n/a (DC>=0.98)
802.11ax HEW40	0.965	0.15	781.25u	3k
802.11ax HEW80	0.937	0.28	413.75u	3k

For 2T1S

Mode	DC	DCF(dB)	T(s)	VBW(Hz) ≥ 1/T
802.11a	0.948	0.23	2.066m	1k

For 2T2S

Mode	DC	DCF(dB)	T(s)	VBW(Hz) ≥ 1/T
802.11ax HEW20	0.965	0.15	781.25u	3k
802.11ax HEW40	0.941	0.26	427.5u	3k
802.11ax HEW80	0.896	0.48	244.375u	10k

For 4T1S

Mode	DC	DCF(dB)	T(s)	VBW(Hz) ≥ 1/T
802.11a	0.948	0.23	2.065m	1k
802.11ax HEW20	0.981	0.08	n/a (DC>=0.98)	n/a (DC>=0.98)
802.11ax HEW40	0.965	0.15	781.25u	3k
802.11ax HEW80	0.938	0.28	413.75u	3k

For 4T4S

Mode	DC	DCF(dB)	T(s)	VBW(Hz) ≥ 1/T
802.11ax HEW20	0.941	0.26	437.5u	3k
802.11ax HEW40	0.907	0.42	260u	10k
802.11ax HEW80	0.863	0.64	168.75u	10k

For Scanning radio 1
For 2T1S

Mode	DC	DCF(dB)	T(s)	VBW(Hz) ≥ 1/T
802.11a	0.958	0.19	2.065m	1k

For 2T2S

Mode	DC	DCF(dB)	T(s)	VBW(Hz) ≥ 1/T
802.11ax HEW20	0.967	0.15	780u	3k
802.11ax HEW40	0.94	0.27	426.25u	3k
802.11ax HEW80	0.895	0.48	243.75u	10k

Note:
- DC is Duty Cycle.
- DCF is Duty Cycle Factor.

1.1.4 EUT Operational Condition

EUT Power Type	From Power Adapter or PoE			
Beamforming Function	☒	With beamforming	☐	Without beamforming
	The product has beamforming function for 11n/VHT/11ax in radio 1 2.4GHz, 11n/11ac/11ax in radio 2 5GHz and 11ax 6E.			
Function	☐	Outdoor P2M	☒	Indoor P2M
	☐	Fixed P2P	☐	Client
	☒	Point-to-multipoint	☐	Point-to-point
Test Software Version	accessMTool_REL_3_2_1_5			

Note: The above information was declared by manufacturer.

1.1.5 Table for EUT support function

Function
AP
Bridge
Mesh

Note: For above table list, only AP mode was tested and recorded in this test.
Note: The above information was declared by manufacturer.

1.1.6 Table for Radio function

Radio (R)	**WLAN 2.4GHz**	**5GHz UNII 1, 3**	**Scanning radio (WLAN 2.4GHz 4TX / 5GHz UNII 1, 3 2TX / 6E UNII 5~8 2TX)**	**6E (UNII 5~8)**	**Bluetooth / IEEE802.15.4**
R1	V (AP, Bridge, Mesh)	-	V (2.4GHz: AP, Bridge, Mesh/5GHz, 6E: AP)	-	-
R2	-	V AP for UNII 1, 3 Bridge, Mesh for UNII 1, 3	-	-	-
R3	-	-	-	V (AP)	-
R4	-	-	-	-	V

Note: The above information was declared by manufacturer.

1.2 Applicable Standards

According to the specifications of the manufacturer, the EUT must comply with the requirements of the following standards:

- 47 CFR FCC Part 15
- ANSI C63.10-2013
- FCC KDB 789033 D02 v02r01

The following reference test guidance is not within the scope of accreditation of TAF.

- FCC KDB 662911 D01 v02r01
- FCC KDB 662911 D03 v01
- FCC KDB 412172 D01 v01r01
- FCC KDB 414788 D01 v01r01

1.3 Testing Location Information

Testing Location Information	
Test Lab.：Sporton International Inc. Hsinchu Laboratory	
Hsinchu	ADD: No.8, Ln. 724, Bo'ai St., Zhubei City, Hsinchu County 302010, Taiwan (R.O.C.)
(TAF: 3787)	TEL: 886-3-656-9065 FAX: 886-3-656-9085
	Test site Designation No. TW3787 with FCC.
	Conformity Assessment Body Identifier (CABID) TW3787 with ISED.

Test Condition	Test Site No.	Test Engineer	Test Environment (°C / %)	Test Date
RF Conducted	TH02-CB	Jay Lo	20.3~21 / 59~61	Dec. 14, 2021~Apr. 23, 2022
Radiated below 1GHz & Radiated above 1GHz (For co-location test)	03CH05-CB	Eason Chen	24.4~25.5 / 55~58	Dec. 16, 2021~ Mar. 03, 2022
Radiated above 1GHz (For other tests)	03CH01-CB	RJ Huang	23.5~24.4 / 56~59	Dec. 11, 2021~Apr. 28, 2022
AC Conduction	CO01-CB	Ryan Huang	23~24 / 52~53	Dec. 22, 2021

1.4 Measurement Uncertainty

ISO/IEC 17025 requires that an estimate of the measurement uncertainties associated with the emissions test results be included in the report. The measurement uncertainties given below are based on a 95% confidence level (based on a coverage factor (k=2)

Test Items	Uncertainty	Remark
Conducted Emission (150kHz ~ 30MHz)	3.4 dB	Confidence levels of 95%
Radiated Emission (9kHz ~ 30MHz)	4.2 dB	Confidence levels of 95%
Radiated Emission (30MHz ~ 1,000MHz)	5.5 dB	Confidence levels of 95%
Radiated Emission (1GHz ~ 18GHz)	4.7 dB	Confidence levels of 95%
Radiated Emission (18GHz ~ 40GHz)	4.2 dB	Confidence levels of 95%
Conducted Emission	2.5 dB	Confidence levels of 95%
Output Power Measurement	1.3 dB	Confidence levels of 95%
Power Density Measurement	2.5 dB	Confidence levels of 95%
Bandwidth Measurement	0.9%	Confidence levels of 95%

2 Test Configuration of EUT

2.1 Test Channel Mode

For non beamforming mode
For Radio 2
For 1T1S

Mode	Power Setting
802.11a_Nss1,(6Mbps)_1TX	-
5180MHz	83
5200MHz	88
5240MHz	84
5745MHz	96
5785MHz	102
5825MHz	102
802.11ax HEW20_Nss1,(MCS0)_1TX	-
5180MHz	83
5200MHz	86
5240MHz	82
5745MHz	96
5785MHz	102
5825MHz	102
802.11ax HEW40_Nss1,(MCS0)_1TX	-
5190MHz	78
5230MHz	83
5755MHz	95
5795MHz	102
802.11ax HEW80_Nss1,(MCS0)_1TX	-
5210MHz	76
5775MHz	85

For 2T1S

Mode	Power Setting
802.11a_Nss1,(6Mbps)_2TX	-
5180MHz	81
5200MHz	86
5240MHz	83
5745MHz	84
5785MHz	97
5825MHz	88

For 2T2S

Mode	Power Setting
802.11ax HEW20_Nss2,(MCS0)_2TX	-
5180MHz	81
5200MHz	84
5240MHz	82
5745MHz	84
5785MHz	99
5825MHz	92
802.11ax HEW40_Nss2,(MCS0)_2TX	-
5190MHz	75
5230MHz	80
5755MHz	94
5795MHz	99
802.11ax HEW80_Nss2,(MCS0)_2TX	-
5210MHz	72
5775MHz	84

For 4T1S

Mode	Power Setting
802.11a_Nss1,(6Mbps)_4TX	-
5180MHz	82
5200MHz	77
5240MHz	79
5745MHz	82
5785MHz	84
5825MHz	79
802.11ax HEW20_Nss1,(MCS0)_4TX	-
5180MHz	80
5200MHz	77
5240MHz	75
5745MHz	84
5785MHz	82
5825MHz	82
802.11ax HEW40_Nss1,(MCS0)_4TX	-
5190MHz	70
5230MHz	75
5755MHz	89
5795MHz	88
802.11ax HEW80_Nss1,(MCS0)_4TX	-
5210MHz	67
5775MHz	76

For 4T4S

Mode	Power Setting
802.11ax HEW20_Nss4,(MCS0)_4TX	-
5180MHz	80
5200MHz	83
5240MHz	83
5745MHz	88
5785MHz	92
5825MHz	75
802.11ax HEW40_Nss4,(MCS0)_4TX	-
5190MHz	72
5230MHz	76
5755MHz	92
5795MHz	91
802.11ax HEW80_Nss4,(MCS0)_4TX	-
5210MHz	68
5775MHz	80

For beamforming mode
For 4T1S

Mode	Power Setting
802.11ax HEW20-BF_Nss1,(MCS0)_4TX	-
5180MHz	80
5200MHz	77
5240MHz	75
5745MHz	84
5785MHz	82
5825MHz	82
802.11ax HEW40-BF_Nss1,(MCS0)_4TX	-
5190MHz	70
5230MHz	75
5755MHz	89
5795MHz	88
802.11ax HEW80-BF_Nss1,(MCS0)_4TX	-
5210MHz	67
5775MHz	76

For Scanning radio 1
For 2T1S

Mode	Power Setting	PowerSetting (dBm)
802.11a_Nss1,(6Mbps)_2TX	-	-
5180MHz	81	81
5200MHz	82	82
5240MHz	74	74
5745MHz	88	88
5785MHz	72	72
5825MHz	74	74

For 2T2S

Mode	Power Setting	PowerSetting (dBm)
802.11ax HEW20_Nss2,(MCS0)_2TX	-	-
5180MHz	79	79
5200MHz	77	77
5240MHz	71	71
5745MHz	88	88
5785MHz	75	75
5825MHz	75	75
802.11ax HEW40_Nss2,(MCS0)_2TX	-	-
5190MHz	72	72
5230MHz	78	78
5755MHz	88	88
5795MHz	81	81
802.11ax HEW80_Nss2,(MCS0)_2TX	-	-
5210MHz	67	67
5775MHz	79	79

Note:
- Evaluated HEW20/HEW40/HEW80 mode only due to the similar modulation. The power setting of HT20/HT40/VHT20/VHT40/VHT80 mode are the same or lower than HEW20/HEW40/HEW80.
- The EUT supports beamforming and CDD modes, and the CDD mode is the worst case. Therefore, all test items are evaluated in the report. The beamforming mode only evaluates the output power.

2.2 The Worst Case Measurement Configuration

The Worst Case Mode for Following Conformance Tests	
Tests Item	AC power-line conducted emissions
Condition	AC power-line conducted measurement for line and neutral Test Voltage: 120Vac / 60Hz
Operating Mode	Normal Link, CTX
1	Normal Link (R1: (2.4GHz) + R2 + R3) + CTX (R4: (Bluetooth)) + adapter
2	Normal Link (R1: (2.4GHz) + R2 + R3) + CTX (R4: (IEEE802.15.4)) + adapter
Mode 1 has been evaluated to be the worst case among Mode 1~2, thus measurement for Mode 3~4 will follow this same test mode.	
3	Normal Link (Scanning radio 1: (5GHz UNII 1, UNII 3) + R2 + R3) + CTX (R4: (Bluetooth)) + adapter
4	Normal Link (Scanning radio 1: (6GHz UNII 5~UNII 8) + R2 + R3) + CTX (R4: (Bluetooth)) + adapter
Mode 1 has been evaluated to be the worst case among Mode 1~4, thus measurement for Mode 5 will follow this same test mode.	
5	Normal Link (R1: (2.4GHz) + R2 + R3) + CTX (R4: (Bluetooth)) + PoE
For operating mode 5 is the worst case and it was record in this test report.	

The Worst Case Mode for Following Conformance Tests	
Tests Item	Emission Bandwidth Maximum Output Power Power Spectral Density
Test Condition	Conducted measurement at transmit chains
1	Refer to note 1 for detail operating mode

The Worst Case Mode for Following Conformance Tests	
Tests Item	Unwanted Emissions
Test Condition	Radiated measurement If EUT consist of multiple antenna assembly (multiple antenna are used in EUT regardless of spatial multiplexing MIMO configuration), the radiated test should be performed with highest antenna gain of each antenna type.
Operating Mode < 1GHz	Normal Link, CTX
1	EUT in Z axis-Normal Link (R1: (2.4GHz) + R2 + R3) + CTX (R4: (Bluetooth)) + adapter
2	EUT in Y axis-Normal Link (R1: (2.4GHz) + R2 + R3) + CTX (R4: (Bluetooth)) + adapter
3	EUT in X axis-Normal Link (R1: (2.4GHz) + R2 + R3) + CTX (R4: (Bluetooth)) + adapter
Mode 1 has been evaluated to be the worst case among Mode 1~3, thus measurement for Mode 4 will follow this same test mode.	
4	EUT in Z axis-Normal Link (R1: (2.4GHz) + R2 + R3) + CTX (R4: (IEEE802.15.4)) + adapter
Mode 1 has been evaluated to be the worst case among Mode 1~4, thus measurement for Mode 5~6 will follow this same test mode.	
5	EUT in Z axis-Normal Link (Scanning radio 1: (5GHz UNII 1, UNII 3) + R2 + R3) + CTX (R4: (Bluetooth)) + adapter
6	EUT in Z axis-Normal Link (Scanning radio 1: (6GHz UNII 5~8) + R2 + R3) + CTX (R4: (Bluetooth)) + adapter
Mode 1 has been evaluated to be the worst case among Mode 1~6, thus measurement for Mode 7 will follow this same test mode.	
7	EUT in Z axis- Normal Link (R1: (2.4GHz) + R2 + R3) + CTX (R4: (Bluetooth)) + PoE
For operating mode 1 is the worst case and it was record in this test report.	
Operating Mode > 1GHz	CTX
	1. For Radio 2 / 1T1S, 2T1S, 2T2S and Scan Radio 1 / 2T1S, 2T2S The EUT was performed at X axis, Y axis and Z axis and the worst case was found at X axis. So the measurement will follow this same test configuration. 2. For Radio 2 / 4T1S, 4T4S The EUT was performed at X axis, Y axis and Z axis position and the harmonic worst case was found at Y axis and the bandedge worst case was found at Z axis. So the measurement will follow this same test configuration. 3. Refer to note 1 for detail operating mode
1	Radio 2_1T1S_EUT in X axis
2	Radio 2_2T1S_2T2S_EUT in X axis
3	Radio 2_4T1S_EUT in Y axis for harmonic and EUT in Z axis for bandedge
4	Radio 2_4T4S_EUT in Y axis for harmonic and EUT in Z axis for bandedge
5	Scanning Radio 1_2T1S_2T2S_EUT in X axis

The Worst Case Mode for Following Conformance Tests	
Tests Item	Simultaneous Transmission Analysis - Radiated Emission Co-location
Test Condition	Radiated measurement
Operating Mode	Normal Link
	The EUT was performed at X axis, Y axis and Z axis for Emissions in Restricted Frequency Bands above 1GHz , and the worst case was found at X axis. So the measurement will follow this same test configuration.
1	EUT in X axis-R1: WLAN 2.4GHz + R2: WLAN 5GHz
Refer to Appendix F for Radiated Emission Co-location.	

The Worst Case Mode for Following Conformance Tests	
Tests Item	Simultaneous Transmission Analysis - Co-location RF Exposure Evaluation
Operating Mode	
1	R1: (2.4GHz) + R2 + R3 + R4: (Bluetooth)
2	R1: (2.4GHz) + R2 + R3 + R4: (IEEE802.15.4)
3	Scanning radio 1: (5GHz UNII 1, UNII 3) + R2 + R3 + R4: (Bluetooth)
4	Scanning radio 1: (5GHz UNII 1, UNII 3) + R2 + R3 + R4: (IEEE802.15.4)
5	Scanning radio 1: (6GHz UNII 5~UNII 8) + R2 + R3 + R4: (Bluetooth)
6	Scanning radio 1: (6GHz UNII 5~UNII 8) + R2 + R3 + R4: (IEEE802.15.4)
Refer to Sporton Test Report No.: FA1N2903 for Co-location RF Exposure Evaluation.	

Note 1:Test Mode

Test Mode											
Test Item	**802.11a**					**802.11ax HEW20/40/80**					
	1T1S	**2T1S**	**2T2S**	**4T1S**	**4T4S**	**1T1S**	**2T1S**	**2T2S**	**4T1S**	**TXBF 4T1S**	**4T4S**
Maximum Conducted Output Power	V	V	-	V	-	V	Note2	V	V	V	V
Emission Bandwidth	V	V	-	V	-	V	Note2	V	V	-	V
Peak Power Spectral Density	V	V	-	V	-	V	Note2	V	V	-	V
Radiated Emission	V	V	-	V	-	V	Note2	V	V	-	V
Band Edge Emission	V	V	-	V	-	V	Note2	V	V	-	V

Note 2: 802.11ax HEW20/40/80 2T1S CDD mode was covered by 802.11ax HEW20/40/80 2T2S, due to 2T1S=MIN(2T2S, (2T2S-(10*LOG(2/1)-2T2S (worst case of PSD/BE/Harmonic) MARGIN))).

Note 3: The PoE and adapter are for measurement only, would not be marketed.
Their information as below:

Power	Brand	Model
PoE	Microsemi	PD-9001-10GC/AC
Adapter	Powertron	PA1045-120HIB300

2.3 EUT Operation during Test

For CTX Mode:

The EUT was programmed to be in continuously transmitting mode.

For Normal Link Mode:

During the test, the EUT operation to normal function.

2.4 Accessories

Accessories
Bracket*1

2.5 Support Equipment

For AC Conduction:

Support Equipment				
No.	**Equipment**	**Brand Name**	**Model Name**	**FCC ID**
A	PoE	Microsemi	PD-9501-10GC/AC	N/A
B	PD Load	JUNIPER	RXRB-MIB	N/A
C	5G WAN PC	DELL	T3400	N/A
D	LAN NB	DELL	E6430	N/A
E	2.4G NB	DELL	E6430	N/A
F	5G NB	DELL	E6430	N/A
G	6E NB	DELL	E6430	N/A
H	6E device	JUNIPER	RXRB-MIB	N/A
I	Flash disk3.0	Transcend	JetFlash-700	N/A

For Radiated (below 1GHz):

Support Equipment				
No.	**Equipment**	**Brand Name**	**Model Name**	**FCC ID**
A	(Lan) Notebook	DELL	E4300	N/A
B	(Lan) Notebook	DELL	E4300	N/A
C	Flash disk3.0	Silicon Power	B06	N/A
D	WIFI Access Point	Extreme Networks	AP5010U	N/A
E	(2.4G WiFi) Notebook	DELL	E4300	N/A
F	(5G WiFi) Notebook	DELL	E4300	N/A
G	(6E Client) Notebook	DELL	E4300	N/A
H	AC Adapter	Powertron	PA1045-120HIB300	N/A

For Radiated (above 1GHz) and RF Conducted:

Support Equipment				
No.	**Equipment**	**Brand Name**	**Model Name**	**FCC ID**
A	NB	DELL	E4300	N/A

2.6 Test Setup Diagram

Test Setup Diagram – AC Line Conducted Emission Test

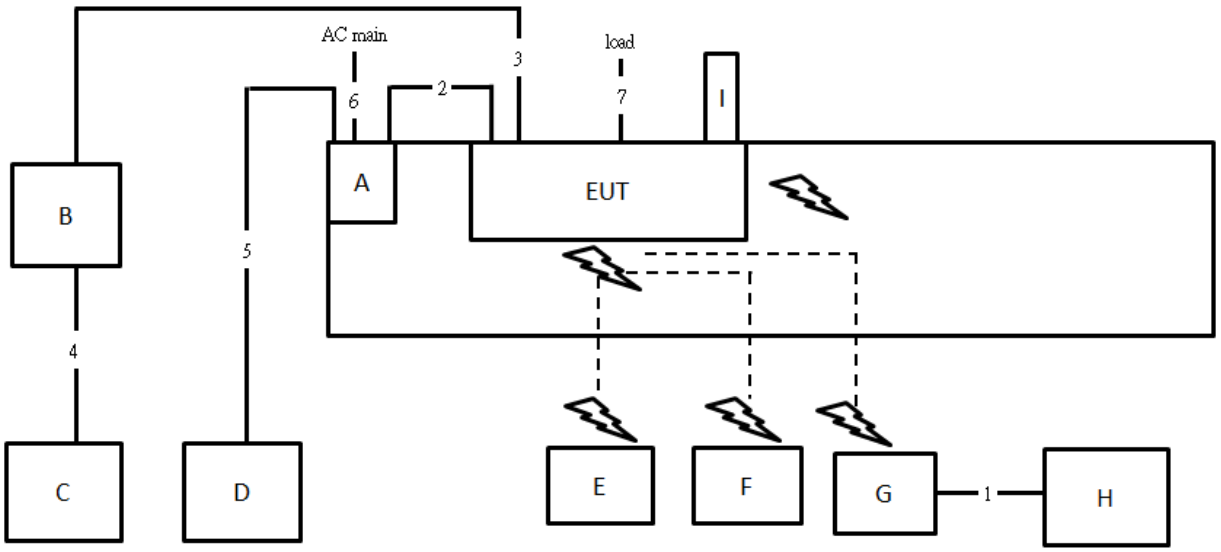

Item	Connection	Shielded	Length
1	RJ-45 cable	No	1.5m
2	RJ-45 cable	No	1.5m
3	RJ-45 cable	No	10m
4	RJ-45 cable	No	1.5m
5	RJ-45 cable	No	10m
6	Power cable	No	0.8m
7	Console cable	No	1m

Test Setup Diagram - Radiated Test < 1GHz

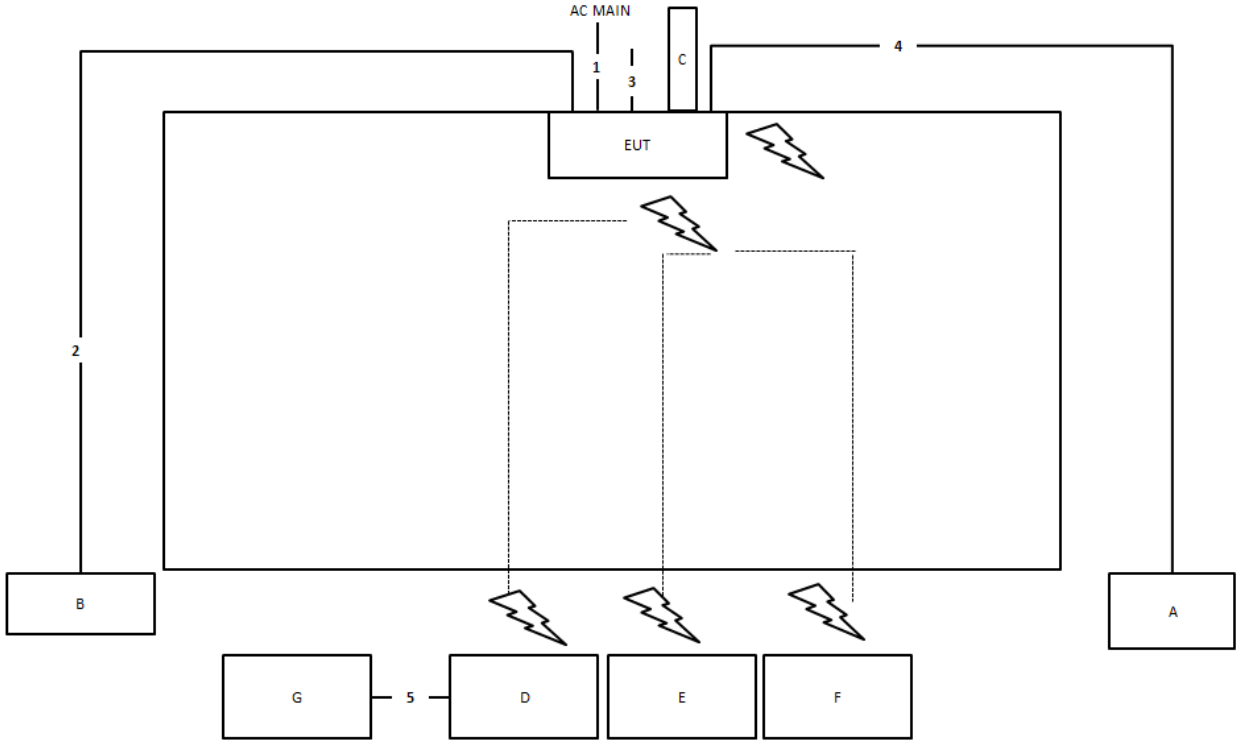

Item	Connection	Shielded	Length
1	Power cable	No	1.5m
2	RJ-45 cable	No	10m
3	Console cable	Yes	1m
4	RJ-45 cable	No	10m
5	RJ-45 cable	No	1.5m

Test Setup Diagram - Radiated Test > 1GHz

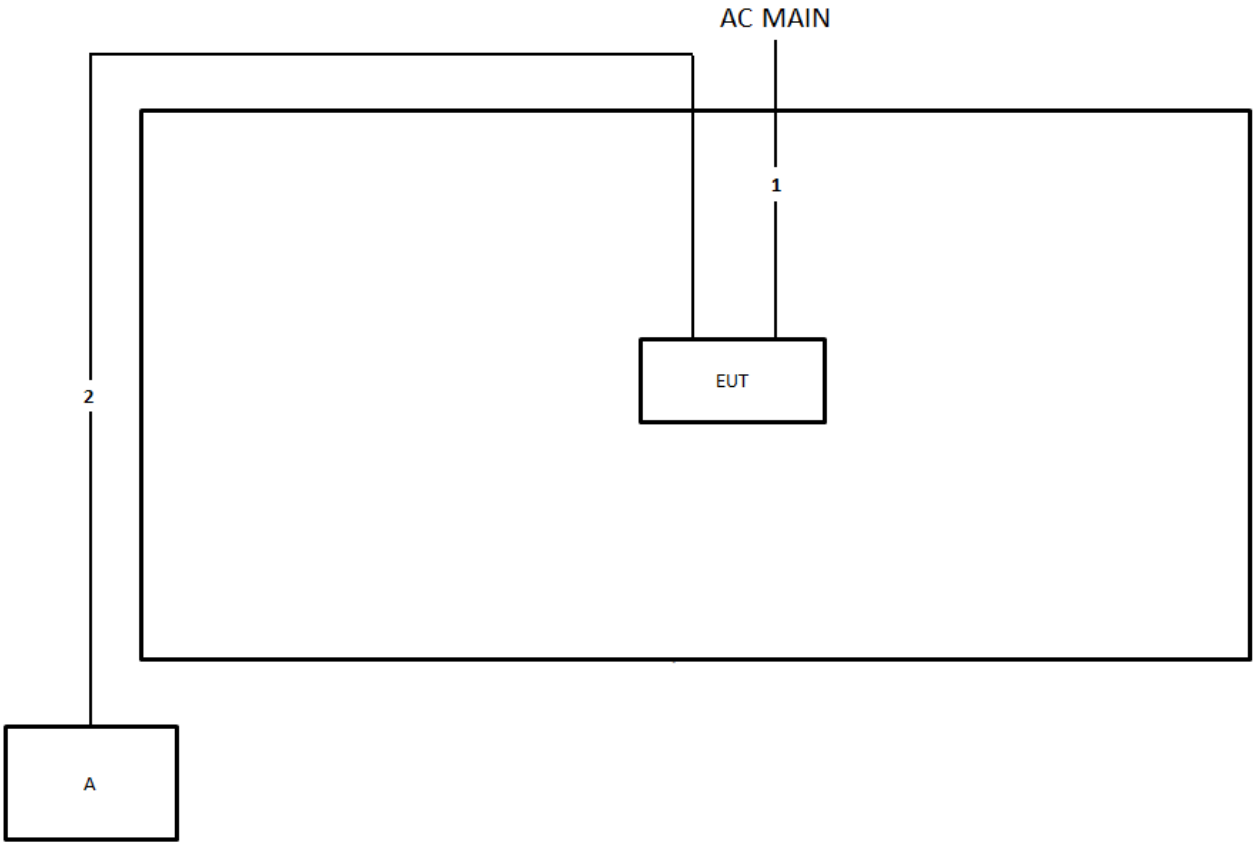

Item	Connection	Shielded	Length
1	Power cable	No	1.5m
2	RJ-45 cable	No	10m

3 Transmitter Test Result

3.1 AC Power-line Conducted Emissions

3.1.1 AC Power-line Conducted Emissions Limit

AC Power-line Conducted Emissions Limit		
Frequency Emission (MHz)	**Quasi-Peak**	**Average**
0.15-0.5	66 - 56 *	56 - 46 *
0.5-5	56	46
5-30	60	50
Note 1: * Decreases with the logarithm of the frequency.		

3.1.2 Measuring Instruments

Refer a test equipment and calibration data table in this test report.

3.1.3 Test Procedures

Test Method
☒ Refer as ANSI C63.10-2013, clause 6.2 for AC power-line conducted emissions.

3.1.4 Test Setup

AC Power-line Conducted Emissions

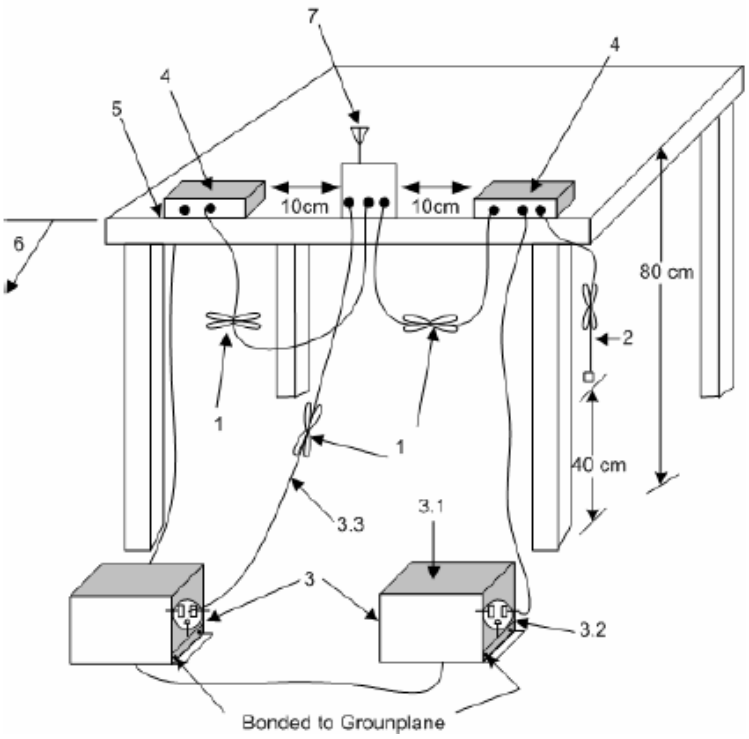

1—Interconnecting cables that hang closer than 40 cm to the ground plane shall be folded back and forth in the center forming a bundle 30 cm to 40 cm long.
2—The I/O cables that are not connected to an accessory shall be bundled in the center. The end of the cable may be terminated, if required, using the correct terminating impedance. The overall length shall not exceed 1 m.
3—EUT connected to one LISN. Unused LISN measuring port connectors shall be terminated in 50 Ω loads. LISN may be placed on top of, or immediately beneath, reference ground plane.
3.1—All other equipment powered from additional LISN(s).
3.2—A multiple-outlet strip may be used for multiple power cords of non-EUT equipment.
3.3—LISN at least 80 cm from nearest part of EUT chassis.
4—Non-EUT components of EUT system being tested.
5—Rear of EUT, including peripherals, shall all be aligned and flush with edge of tabletop.
6—Edge of tabletop shall be 40 cm removed from a vertical conducting plane that is bonded to the ground plane.
7—Antenna can be integral or detachable. If detachable, then the antenna shall be attached for this test.

3.1.5 Measurement Results Calculation

The measured Level is calculated using:

a. Corrected Reading: LISN Factor (LISN) + Attenuator (AT/AUX) + Cable Loss (CL) + Read Level (Raw) = Level

b. Margin = -Limit + Level

3.1.6 Test Result of AC Power-line Conducted Emissions

Refer as Appendix A

3.2 Emission Bandwidth

3.2.1 Emission Bandwidth Limit

Emission Bandwidth Limit	
UNII Devices	
☒	For the 5.15-5.25 GHz band, N/A
☐	For the 5.25-5.35 GHz band, the maximum conducted output power shall not exceed the lesser of 250 mW or 11 dBm + 10 log B, where B is the 26 dB emission bandwidth in MHz.
☐	For the 5.47-5.725 GHz band, the maximum conducted output power shall not exceed the lesser of 250 mW or 11 dBm + 10 log B, where B is the 26 dB emission bandwidth in MHz.
☒	For the 5.725-5.85 GHz band, 26 dB emission bandwidth ,N/A. 6 dB emission bandwidth ≥ 500kHz.
☐	For the 5.85-5.895 GHz band, 26 dB emission bandwidth ,N/A. 6 dB emission bandwidth ≥ 500kHz.
LE-LAN Devices	
☐	For the band 5.15-5.25 GHz, the maximum e.i.r.p. shall not exceed 200 mW or 10 + 10 log B, dBm, whichever power is less. B is the 99% emission bandwidth in MHz.
☐	For the 5.25-5.35 GHz band, the maximum e.i.r.p. shall not exceed 1.0 W or 17 + 10 log B, dBm, whichever power is less. B is the 99% emission bandwidth in MHz
☐	For the 5.47-5.6 GHz band and 5.65-5.725 GHz band, the maximum e.i.r.p. shall not exceed 1.0 W or 17 + 10 log B, dBm, whichever power is less. B is the 99% emission bandwidth in MHz
☐	For the 5.725-5.85 GHz band, 6 dB emission bandwidth ≥ 500kHz.

3.2.2 Measuring Instruments

Refer a test equipment and calibration data table in this test report.

3.2.3 Test Procedures

Test Method		
▪	For the emission bandwidth shall be measured using one of the options below:	
	☒	Refer as FCC KDB 789033 D02, clause C for EBW and clause D for OBW measurement.
	☐	Refer as ANSI C63.10, clause 6.9.1 for occupied bandwidth testing.
	☐	Refer as IC RSS-Gen, clause 4.6 for bandwidth testing.

3.2.4 Test Setup

Emission Bandwidth
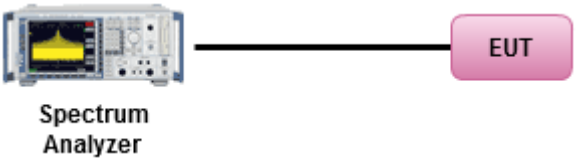

3.2.5 Test Result of Emission Bandwidth

Refer as Appendix B

3.3 Maximum Output Power

3.3.1 Limit

Maximum Output Power Limit	
UNII Devices	
☒	For the 5.15-5.25 GHz band:
	▪ Outdoor AP: the maximum conducted output power (P_{Out}) shall not exceed the lesser of 1 W. If G_{TX} > 6 dBi, then P_{Out} = 30 – (G_{TX} – 6). e.i.r.p. at any elevation angle above 30 degrees ≤ 125mW [21dBm]
	▪ Indoor AP: the maximum conducted output power (P_{Out}) shall not exceed the lesser of 1 W. If G_{TX} > 6 dBi, then P_{Out} = 30 – (G_{TX} – 6)
	▪ Point-to-point AP: the maximum conducted output power (P_{Out}) shall not exceed the lesser of 1 W If G_{TX} > 23 dBi, then P_{Out} = 30 – (G_{TX} – 23).
	▪ Mobile or Portable Client: the maximum conducted output power (P_{Out}) shall not exceed the lesser of 250 mW. If G_{TX} > 6 dBi, then P_{Out} = 24 – (G_{TX} – 6).
☐	For the 5.25-5.35 GHz band, the maximum conducted output power (P_{Out}) shall not exceed the lesser of 250 mW or 11 dBm + 10 log B, where B is the 26 dB emission bandwidth in MHz. If G_{TX} > 6 dBi, then P_{Out} = 24 – (G_{TX} – 6).
☐	For the 5.47-5.725 GHz band, the maximum conducted output power (P_{Out}) shall not exceed the lesser of 250 mW or 11 dBm + 10 log B, where B is the 26 dB emission bandwidth in MHz. If G_{TX} > 6 dBi, then P_{Out} = 24 – (G_{TX} – 6).
☒	For the 5.725-5.85 GHz band:
	▪ Point-to-multipoint systems (P2M): the maximum conducted output power (P_{Out}) shall not exceed the lesser of 1 W. If G_{TX} > 6 dBi, then P_{Out} = 30 – (G_{TX} – 6).
	▪ Point-to-point systems (P2P): the maximum conducted output power (P_{Out}) shall not exceed the lesser of 1 W.
Maximum EIRP Limit	
☐	For the 5.85-5.895 GHz band:
	▪ Indoor AP & subordinate device < 36 dBm
	▪ Client device < 30 dBm
LE-LAN Devices	
☐	For the 5.15-5.25 GHz band, the maximum e.i.r.p. shall not exceed 200 mW or 10 + 10 log B, dBm, whichever power is less. B is the 99% emission bandwidth in MHz.
☐	For the 5.25-5.35 GHz band, the maximum e.i.r.p. shall not exceed 1.0 W or 17 + 10 log B, dBm, whichever power is less. B is the 99% emission bandwidth in MHz
☐	For the 5.47-5.6 GHz band and 5.65-5.725 GHz band, the maximum e.i.r.p. shall not exceed 1.0 W or 17 + 10 log B, dBm, whichever power is less. B is the 99% emission bandwidth in MHz
☐	For the 5.725-5.85 GHz band:
	▪ Point-to-multipoint systems (P2M): the maximum conducted output power (P_{Out}) shall not exceed the lesser of 1 W. If G_{TX} > 6 dBi, then P_{Out} = 30 – (G_{TX} – 6).
	▪ Point-to-point systems (P2P): the maximum conducted output power (P_{Out}) shall not exceed the

	lesser of 1 W.
P_{Out} = maximum conducted output power in dBm, G_{TX} = the maximum transmitting antenna directional gain in dBi.	

3.3.2 Measuring Instruments

Refer a test equipment and calibration data table in this test report.

3.3.3 Test Procedures

Test Method	
	Average over on/off periods with duty factor
	☐ Refer as FCC KDB 789033 D02, clause E Method SA-2 (spectral trace averaging).
	☐ Refer as FCC KDB 789033 D02, clause E Method SA-2 Alt. (RMS detection with slow sweep speed)
	Wideband RF power meter and average over on/off periods with duty factor
	☒ Refer as FCC KDB 789033 D02, clause E Method PM-G (using an RF average power meter).
☒	For conducted measurement.
	▪ If the EUT supports multiple transmit chains using options given below: Refer as FCC KDB 662911, In-band power measurements. Using the measure-and-sum approach, measured all transmit ports individually. Sum the power (in linear power units e.g., mW) of all ports for each individual sample and save them.
	▪ If multiple transmit chains, EIRP calculation could be following as methods: $P_{total} = P_1 + P_2 + \ldots + P_n$ (calculated in linear unit [mW] and transfer to log unit [dBm]) $EIRP_{total} = P_{total} + DG$
☐	For radiated measurement.
	▪ Refer as FCC KDB 789033 D02 clause II A.1.F ”Antenna-port Conducted versus Radiated Testing”
	▪ Refer as ANSI C63.10, clause 6.6 for radiated emissions above 1GHz.
	▪ Refer as FCC KDB 412172 D01 clause 2.2 for EIRP calculation.

3.3.4 Test Setup

Conducted Measurement (Power Meter)
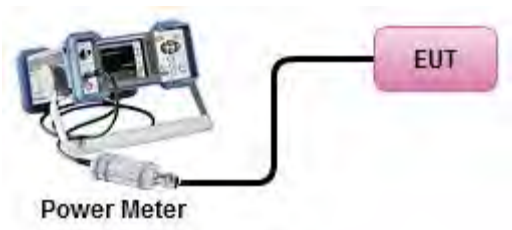

3.3.5 Test Result of Maximum Output Power

Refer as Appendix C

3.4 Power Spectral Density

3.4.1 Limit

Peak Power Spectral Density Limit	
UNII Devices	
☒	For the 5.15-5.25 GHz band:
	▪ Outdoor AP: the peak power spectral density (PPSD) shall not exceed the lesser of 17dBm/MHz. If G_{TX} > 6 dBi, then P_{Out} = 17 – (G_{TX} – 6).
	▪ Indoor AP: the peak power spectral density (PPSD) shall not exceed the lesser of 17dBm/MHz. If G_{TX} > 6 dBi, then P_{Out} = 17 – (G_{TX} – 6).
	▪ Point-to-point AP: the peak power spectral density (PPSD) shall not exceed the lesser of 17dBm/MHz. If G_{TX} > 23 dBi, then P_{Out} = 17 – (G_{TX} – 23).
	▪ Mobile or Portable Client: the peak power spectral density (PPSD) ≤ 11 dBm/MHz. If G_{TX} > 6 dBi, then PPSD= 11 – (G_{TX} – 6)..
☐	For the 5.25-5.35 GHz band, the peak power spectral density (PPSD) ≤ 11 dBm/MHz. If G_{TX} > 6 dBi, then PPSD= 11 – (G_{TX} – 6).
☐	For the 5.47-5.725 GHz band, the peak power spectral density (PPSD) ≤ 11 dBm/MHz. If G_{TX} > 6 dBi, then PPSD= 11 – (G_{TX} – 6).
☒	For the 5.725-5.85 GHz band:
	▪ Point-to-multipoint systems (P2M): the peak power spectral density (PPSD) ≤ 30 dBm/500kHz. If G_{TX} > 6 dBi, then PPSD= 30 – (G_{TX} – 6).
	▪ Point-to-point systems (P2P): the peak power spectral density (PPSD) ≤ 30 dBm/500kHz.
EIRP Power Spectral Density Limit	
☐	For the 5.85-5.895 GHz band:
	▪ Indoor AP & subordinate device < 20dBm/MHz
	▪ Client device < 14dBm/MHz
LE-LAN Devices	
☐	For the 5.15-5.25 GHz band, the e.i.r.p. peak power spectral density (PPSD) ≤ 10 dBm/MHz.
☐	For the 5.25-5.35 GHz band, the peak power spectral density (PPSD) ≤ 11 dBm/MHz.
	▪ e.i.r.p. greater than 200 mW shall comply with the following e.i.r.p. at different elevations, where θ is the angle above the local horizontal plane (of the Earth) as shown below: -13 dBW/MHz for 0° ≤ θ < 8° ; -13 − 0.716 (θ-8) dBW/MHz for 8° ≤ θ < 40° -35.9 − 1.22 (θ-40) dBW/MHz for 40° ≤ θ ≤ 45° ; -42 dBW/MHz for θ > 45°
☐	For the 5.47-5.6 GHz band and 5.65-5.725 GHz band, the peak power spectral density (PPSD) ≤ 11 dBm/MHz.
☐	For the 5.725-5.85 GHz band:
	▪ Point-to-multipoint systems (P2M): the peak power spectral density (PPSD) ≤ 30 dBm/500kHz. If G_{TX} > 6 dBi, then PPSD= 30 – (G_{TX} – 6).
	▪ Point-to-point systems (P2P): the peak power spectral density (PPSD) ≤ 30 dBm/500kHz.
PPSD = peak power spectral density that he same method as used to determine the conducted output	

power shall be used to determine the power spectral density. And power spectral density in dBm/MHz
G_{TX} = the maximum transmitting antenna directional gain in dBi.

3.4.2 Measuring Instruments

Refer a test equipment and calibration data table in this test report.

3.4.3 Test Procedures

Test Method			
▪ Peak power spectral density procedures that the same method as used to determine the conducted output power shall be used to determine the peak power spectral density and use the peak search function on the spectrum analyzer to find the peak of the spectrum. For the peak power spectral density shall be measured using below options:			
	☐ Refer as FCC KDB 789033 D02, F)5) power spectral density can be measured using resolution bandwidths < 1 MHz provided that the results are integrated over 1 MHz bandwidth		
	[duty cycle ≥ 98% or external video / power trigger]		
	☒ Refer as FCC KDB 789033 D02, clause E Method SA-1 (spectral trace averaging).		
	☐ Refer as FCC KDB 789033 D02, clause E Method SA-1 Alt. (RMS detection with slow sweep speed)		
	duty cycle < 98% and average over on/off periods with duty factor		
	☒ Refer as FCC KDB 789033 D02, clause E Method SA-2 (spectral trace averaging).		
	☐ Refer as FCC KDB 789033 D02, clause E Method SA-2 Alt. (RMS detection with slow sweep speed)		
☒ For conducted measurement.			
	▪ If the EUT supports multiple transmit chains using options given below:		
		☒ Option 1: Measure and sum the spectra across the outputs. Refer as FCC KDB 662911, In-band power spectral density (PSD). Sample all transmit ports simultaneously using a spectrum analyzer for each transmit port. Where the trace bin-by-bin of each transmit port summing can be performed. (i.e., in the first spectral bin of output 1 is summed with that in the first spectral bin of output 2 and that from the first spectral bin of output 3, and so on up to the NTX output to obtain the value for the first frequency bin of the summed spectrum.). Add up the amplitude (power) values for the different transmit chains and use this as the new data trace.	
		☐ Option 2: Measure and sum spectral maxima across the outputs. With this technique, spectra are measured at each output of the device at the required resolution bandwidth. The maximum value (peak) of each spectrum is determined. These maximum values are then summed mathematically in linear power units across the outputs. These operations shall be performed separately over frequency spans that have different out-of-band or spurious emission limits,	
		☐ Option 3: Measure and add 10 log(N) dB, where N is the number of transmit chains. Refer as FCC KDB 662911, In-band power spectral density (PSD). Performed at each transmit chains and each transmit chains shall be compared with the limit have been reduced with 10 log(N). Or each transmit chains shall be add 10 log(N) to compared with the limit.	
	▪	If multiple transmit chains, EIRP PPSD calculation could be following as methods: $PPSD_{total} = PPSD_1 + PPSD_2 + \ldots + PPSD_n$ (calculated in linear unit [mW] and transfer to log unit [dBm])	

Test Method		
		$EIRP_{total} = PPSD_{total} + DG$
☐	For radiated measurement.	
	▪	Refer as FCC KDB 789033 D02 clause II A.1.F ”Antenna-port Conducted versus Radiated Testing”
	▪	Refer as ANSI C63.10, clause 6.6 for radiated emissions above 1GHz.
	▪	Refer as FCC KDB 412172 D01 clause 2.2 for EIRP calculation.

3.4.4 Test Setup

Conducted Measurement


3.4.5 Test Result of Power Spectral Density

Refer as Appendix D

3.5 Unwanted Emissions

3.5.1 Transmitter Unwanted Emissions Limit

Unwanted emissions below 1 GHz and restricted band emissions above 1GHz limit			
Frequency Range (MHz)	**Field Strength (uV/m)**	**Field Strength (dBuV/m)**	**Measure Distance (m)**
0.009~0.490	2400/F(kHz)	48.5 - 13.8	300
0.490~1.705	24000/F(kHz)	33.8 - 23	30
1.705~30.0	30	29	30
30~88	100	40	3
88~216	150	43.5	3
216~960	200	46	3
Above 960	500	54	3

Note 1: Test distance for frequencies at or above 30 MHz, measurements may be performed at a distance other than the limit distance provided they are not performed in the near field and the emissions to be measured can be detected by the measurement equipment. When performing measurements at a distance other than that specified, the results shall be extrapolated to the specified distance using an extrapolation factor of 20 dB/decade (inverse of linear distance for field-strength measurements, inverse of linear distance-squared for power-density measurements).

Note 2: Test distance for frequencies at below 30 MHz, measurements may be performed at a distance closer than the EUT limit distance; however, an attempt should be made to avoid making measurements in the near field. When performing measurements below 30 MHz at a closer distance than the limit distance, the results shall be extrapolated to the specified distance by either making measurements at a minimum of two or more distances on at least one radial to determine the proper extrapolation factor or by using the square of an inverse linear distance extrapolation factor (40 dB/decade). The test report shall specify the extrapolation method used to determine compliance of the EUT.

Note 3: Using the distance of 1m during the test for above 18 GHz, and the test value to correct for the distance factor at 3m.

Un-restricted band emissions above 1GHz Limit	
Operating Band	**Limit**
☒ 5.15 - 5.25 GHz	e.i.r.p. -27 dBm [68.2 dBuV/m@3m]
☐ 5.25 - 5.35 GHz	e.i.r.p. -27 dBm [68.2 dBuV/m@3m]
☐ 5.47 - 5.725 GHz	e.i.r.p. -27 dBm [68.2 dBuV/m@3m]
☒ 5.725 - 5.85 GHz	all emissions shall be limited to a level of -27 dBm/MHz at 75 MHz or more above or below the band edge increasing linearly to 10 dBm/MHz at 25 MHz above or below the band edge, and from 25 MHz above or below the band edge increasing linearly to a level of 15.6 dBm/MHz at 5 MHz above or below the band edge, and from 5 MHz above or below the band edge increasing linearly to a level of 27 dBm/MHz at the band edge.
☐ 5.85 - 5.895 GHz	(i) For an indoor access point or subordinate device, all emissions at or above 5.895 GHz shall not exceed an e.i.r.p. of 15 dBm/MHz and shall decrease linearly to an e.i.r.p. of - 7 dBm/MHz at or above 5.925 GHz. (ii) For a client device, all emissions at or above 5.895 GHz shall not exceed an

	e.i.r.p. of -5 dBm/MHz and shall decrease linearly to an e.i.r.p. of -27 dBm/MHz at or above 5.925 GHz. (iii) For a client device or indoor access point or subordinate device, all emissions below 5.725 GHz shall not exceed an e.i.r.p. of -27 dBm/MHz at 5.65 GHz increasing linearly to 10 dBm/ MHz at 5.7 GHz, and from 5.7 GHz increasing linearly to a level of 15.6 dBm/MHz at 5.72 GHz, and from 5.72 GHz increasing linearly to a level of 27 dBm/MHz at 5.725 GHz.
Note 1: Measurements may be performed at a distance other than the limit distance provided they are not performed in the near field and the emissions to be measured can be detected by the measurement equipment. When performing measurements at a distance other than that specified, the results shall be extrapolated to the specified distance using an extrapolation factor of 20 dB/decade (inverse of linear distance for field-strength measurements, inverse of linear distance-squared for power-density measurements).	

3.5.2 Measuring Instruments

Refer a test equipment and calibration data table in this test report.

3.5.3 Test Procedures

Test Method			
▪ Measurements may be performed at a distance other than the limit distance provided they are not performed in the near field and the emissions to be measured can be detected by the measurement equipment. Measurements shall not be performed at a distance greater than 30 m for frequencies above 30 MHz, unless it can be further demonstrated that measurements at a distance of 30 m or less are impractical. When performing measurements at a distance other than that specified, the results shall be extrapolated to the specified distance using an extrapolation factor of 20 dB/decade (inverse of linear distance for field-strength measurements, inverse of linear distance-squared for power-density measurements).			
▪ The average emission levels shall be measured in [duty cycle ≥ 98 or duty factor].			
▪ For the transmitter unwanted emissions shall be measured using following options below:			
	▪ Refer as FCC KDB 789033 D02, clause G)2) for unwanted emissions into non-restricted bands.		
	▪ Refer as FCC KDB 789033 D02, clause G)1) for unwanted emissions into restricted bands.		
		☐	Refer as FCC KDB 789033 D02, G)6) Method AD (Trace Averaging).
		☒	Refer as FCC KDB 789033 D02, G)6) Method VB (Reduced VBW).
		☐	Refer as ANSI C63.10, clause 11.12.2.5.3 (Reduced VBW). VBW ≥ 1/T, where T is pulse time.
		☐	Refer as ANSI C63.10, clause 7.5 average value of pulsed emissions.
		☒	Refer as FCC KDB 789033 D02, clause G)5) measurement procedure peak limit.
		☐	Refer as ANSI C63.10, clause 4.1.4.2.2 measurement procedure peak limit.
▪ For radiated measurement.			
	▪ Refer as ANSI C63.10, clause 6.4 for radiated emissions below 30 MHz and test distance is 3m.		
	▪ Refer as ANSI C63.10, clause 6.5 for radiated emissions 30 MHz to 1 GHz and test distance is 3m.		
	▪ Refer as ANSI C63.10, clause 6.6 for radiated emissions above 1GHz.		
▪ The any unwanted emissions level shall not exceed the fundamental emission level.			

Test Method
▪ All amplitude of spurious emissions that are attenuated by more than 20 dB below the permissible value has no need to be reported.

3.5.4 Test Setup

Transmitter Radiated Unwanted Emissions
9kHz ~30MHz
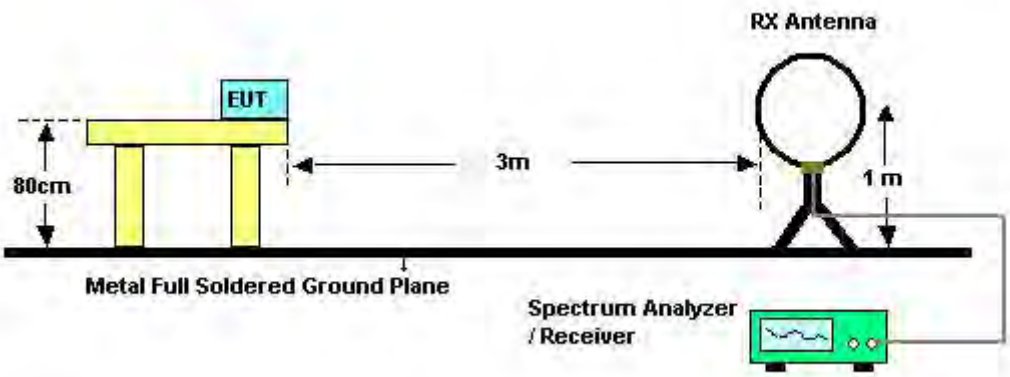
30MHz~1GHz
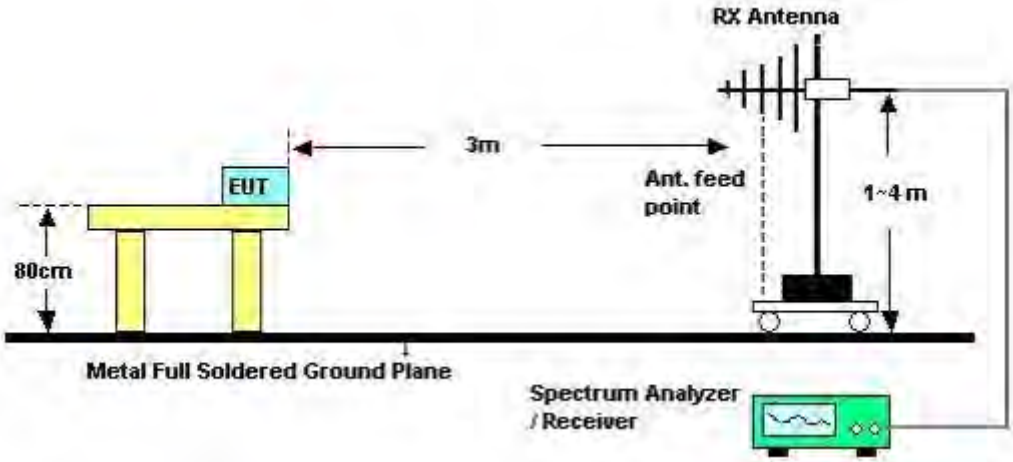

Above 1GHz

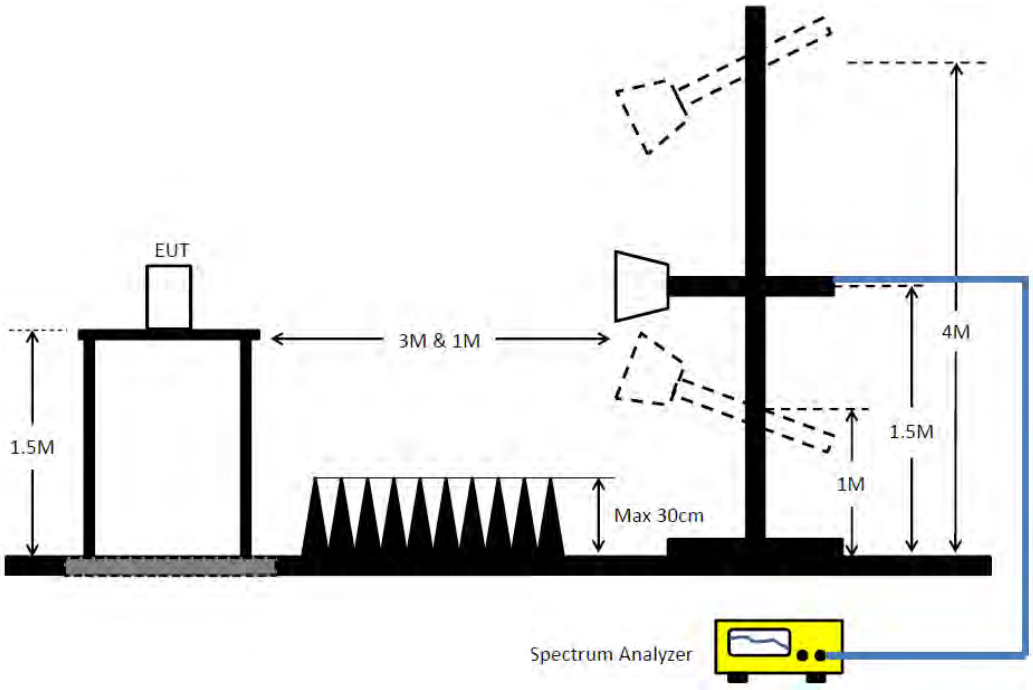

3.5.5 Measurement Results Calculation

The measured Level is calculated using:
Corrected Reading: Antenna factor (AF) + Cable loss (CL) + Read level (Raw) - Preamp factor (PA)(if applicable) = Level.

3.5.6 Transmitter Unwanted Emissions (Below 30MHz)

There is a comparison data of both open-field test site and alternative test site - semi-Anechoic chamber according to KDB414788 Radiated Test Site, and the result came out very similar.
All amplitude of spurious emissions that are attenuated by more than 20 dB below the permissible value has no need to be reported.
The radiated emissions were investigated from 9 kHz or the lowest frequency generated within the device, up to the 10th harmonic or 40 GHz, whichever is appropriate.

3.5.7 Test Result of Transmitter Unwanted Emissions

Refer as Appendix E

4 Test Equipment and Calibration Data

Instrument	Brand	Model No.	Serial No.	Characteristics	Calibration Date	Calibration Due Date	Remark
EMI Receiver	Agilent	N9038A	My52260123	9kHz ~ 8.4GHz	Mar. 03, 2021	Mar. 02, 2022	Conduction (CO01-CB)
LISN	F.C.C.	FCC-LISN-50-1 6-2	04083	150kHz ~ 100MHz	Jan. 06, 2021	Jan. 05, 2022	Conduction (CO01-CB)
LISN	Schwarzbeck	NSLK 8127	8127647	9kHz ~ 30MHz	Mar. 07, 2021	Mar. 06, 2022	Conduction (CO01-CB)
Pulse Limiter	Rohde& Schwarz	ESH3-Z2	100430	9kHz ~ 30MHz	Jan. 30, 2021	Jan. 29, 2022	Conduction (CO01-CB)
COND Cable	Woken	Cable	Low cable-CO01	9kHz ~ 30MHz	May 19, 2021	May 18, 2022	Conduction (CO01-CB)
Software	SPORTON	SENSE	V5.10	-	N.C.R.	N.C.R.	Conduction (CO01-CB)
Loop Antenna	Teseq	HLA 6120	24155	9kHz - 30 MHz	Apr. 14, 2021	Apr. 13, 2022	Radiation (03CH05-CB)
3m Semi Anechoic Chamber NSA	TDK	SAC-3M	03CH05-CB	30 MHz ~ 1 GHz	Aug. 09, 2021	Aug. 08, 2022	Radiation (03CH05-CB)
3m Semi Anechoic Chamber VSWR	TDK	SAC-3M	03CH05-CB	1GHz ~18GHz 3m	Nov. 07, 2021	Nov. 06, 2022	Radiation (03CH05-CB)
Bilog Antenna with 6dB Attenuator	TESEQ & EMCI	CBL 6112D & N-6-06	35236 & AT-N0610	30MHz ~ 2GHz	Mar. 26, 2021	Mar. 25, 2022	Radiation (03CH05-CB)
Horn Antenna	SCHWARZB ECK	BBHA9120D	BBHA 9120 D-1291	1GHz~18GHz	Oct. 14, 2021	Oct. 13, 2022	Radiation (03CH05-CB)
Horn Antenna	Schwarzbeck	BBHA 9170	BBHA9170252	15GHz ~ 40GHz	Aug. 05, 2021	Aug. 04, 2022	Radiation (03CH05-CB)
Pre-Amplifier	EMCI	EMC330N	980331	20MHz ~ 3GHz	Apr. 27, 2021	Apr. 26, 2022	Radiation (03CH05-CB)
Pre-Amplifier	EMCI	EMC12630SE	980287	1GHz – 26.5GHz	Jul. 02, 2021	Jul. 01, 2022	Radiation (03CH05-CB)
Pre-Amplifier	MITEQ	TTA1840-35-H G	1864479	18GHz ~ 40GHz	Jul. 13, 2021	Jul. 12, 2022	Radiation (03CH05-CB)
Signal Analyzer	R&S	FSV40	101903	9kHz ~ 40GHz	Mar. 22, 2021	Mar. 21, 2022	Radiation (03CH05-CB)
EMI Test Receiver	R&S	ESCS	826547/017	9kHz ~ 2.75GHz	Jun. 21, 2021	Jun. 20, 2022	Radiation (03CH05-CB)
RF Cable-low	Woken	RG402	Low Cable-04+23	30MHz~1GHz	Oct. 13, 2021	Oct. 12, 2022	Radiation (03CH05-CB)
RF Cable-high	Woken	RG402	High Cable-28	1GHz~18GHz	Oct. 13, 2021	Oct. 12, 2022	Radiation (03CH05-CB)
RF Cable-high	Woken	RG402	High Cable-04+28	1GHz~18GHz	Oct. 13, 2021	Oct. 12, 2022	Radiation (03CH05-CB)
High Cable	Woken	WCA0929M	40G#5+7	1GHz ~ 40 GHz	Dec. 14, 2021	Dec. 13, 2022	Radiation (03CH05-CB)

Instrument	Brand	Model No.	Serial No.	Characteristics	Calibration Date	Calibration Due Date	Remark
High Cable	Woken	WCA0929M	40G#5	1GHz ~ 40 GHz	Dec. 08, 2021	Dec. 07, 2022	Radiation (03CH05-CB)
High Cable	Woken	WCA0929M	40G#7	1GHz ~ 40 GHz	Dec. 14, 2021	Dec. 13, 2022	Radiation (03CH05-CB)
Test Software	SPORTON	SENSE	V5.10	-	N.C.R.	N.C.R.	Radiation (03CH05-CB)
3m Semi Anechoic Chamber VSWR	TDK	SAC-3M	03CH01-CB	1GHz ~18GHz 3m	May 07, 2021	May 06, 2022	Radiation (03CH01-CB)
Horn Antenna	ETS-LINDGREN	3115	00075790	750MHz ~ 18GHz	Nov. 06, 2021	Nov. 05, 2022	Radiation (03CH01-CB)
Horn Antenna	Schwarzbeck	BBHA 9170	BBHA9170252	15GHz ~ 40GHz	Aug. 05, 2021	Aug. 04, 2022	Radiation (03CH01-CB)
Pre-Amplifier	Agilent	8449B	3008A02121	1GHz ~ 26.5GHz	May 20, 2021	May 19, 2022	Radiation (03CH01-CB)
Pre-Amplifier	MITEQ	TTA1840-35-HG	1864479	18GHz ~ 40GHz	Jul. 13, 2021	Jul. 12, 2022	Radiation (03CH01-CB)
Spectrum Analyzer	R&S	FSP40	100056	9kHz ~ 40GHz	May 03, 2021	May 02, 2022	Radiation (03CH01-CB)
RF Cable-high	Woken	RG402	High Cable-16	1 GHz ~ 18 GHz	Oct. 04, 2021	Oct. 03, 2022	Radiation (03CH01-CB)
RF Cable-high	Woken	RG402	High Cable-16+17	1 GHz ~ 18 GHz	Oct. 04, 2021	Oct. 03, 2022	Radiation (03CH01-CB)
RF Cable-high	Woken	RG402	High Cable-40G#1	18GHz ~ 40 GHz	Jul. 15, 2021	Jul. 14, 2022	Radiation (03CH01-CB)
RF Cable-high	Woken	RG402	High Cable-40G#2	18GHz ~ 40 GHz	Jul. 15, 2021	Jul. 14, 2022	Radiation (03CH01-CB)
High Cable	Woken	WCA0929M	40G#5+7	1GHz ~ 40 GHz	Dec. 14, 2021	Dec. 13, 2022	Radiation (03CH01-CB)
High Cable	Woken	WCA0929M	40G#5	1GHz ~ 40 GHz	Dec. 08, 2021	Dec. 07, 2022	Radiation (03CH01-CB)
High Cable	Woken	WCA0929M	40G#7	1GHz ~ 40 GHz	Dec. 14, 2021	Dec. 13, 2022	Radiation (03CH01-CB)
Test Software	SPORTON	SENSE	V5.10	-	N.C.R.	N.C.R.	Radiation (03CH01-CB)
Spectrum analyzer	R&S	FSV40	101027	9kHz~40GHz	Aug. 02, 2021	Aug. 01, 2022	Conducted (TH02-CB)
Power Sensor	Anritsu	MA2411B	1126203	300MHz~40GHz	Oct. 25, 2021	Oct. 24, 2022	Conducted (TH02-CB)
Power Meter	Anritsu	ML2495A	1210004	300MHz~40GHz	Oct. 25, 2021	Oct. 24, 2022	Conducted (TH02-CB)
RF Cable-high	Woken	RG402	High Cable-01	1 GHz – 18 GHz	Oct. 04, 2021	Oct. 03, 2022	Conducted (TH02-CB)
RF Cable-high	Woken	RG402	High Cable-02	1 GHz – 18 GHz	Oct. 04, 2021	Oct. 03, 2022	Conducted (TH02-CB)
RF Cable-high	Woken	RG402	High Cable-03	1 GHz – 18 GHz	Oct. 04, 2021	Oct. 03, 2022	Conducted (TH02-CB)
RF Cable-high	Woken	RG402	High Cable-04	1 GHz – 18 GHz	Oct. 04, 2021	Oct. 03, 2022	Conducted (TH02-CB)

Instrument	Brand	Model No.	Serial No.	Characteristics	Calibration Date	Calibration Due Date	Remark
RF Cable-high	Woken	RG402	High Cable-05	1 GHz – 18 GHz	Oct. 04, 2021	Oct. 03, 2022	Conducted (TH02-CB)
Switch	SPTCB	SP-SWI	SWI-02	1 GHz –26.5 GHz	Dec. 13, 2021	Dec. 12, 2022	Conducted (TH02-CB)
RF Cable-high	Woken	RG402	SWI-02-P1	1 GHz –26.5 GHz	Dec. 13, 2021	Dec. 12, 2022	Conducted (TH02-CB)
RF Cable-high	Woken	RG402	SWI-02-P2	1 GHz –26.5 GHz	Dec. 13, 2021	Dec. 12, 2022	Conducted (TH02-CB)
RF Cable-high	Woken	RG402	SWI-02-P3	1 GHz –26.5 GHz	Dec. 13, 2021	Dec. 12, 2022	Conducted (TH02-CB)
RF Cable-high	Woken	RG402	SWI-02-P4	1 GHz –26.5 GHz	Dec. 13, 2021	Dec. 12, 2022	Conducted (TH02-CB)
RF Cable-high	Woken	RG402	SWI-02-P5	1 GHz –26.5 GHz	Dec. 13, 2021	Dec. 12, 2022	Conducted (TH02-CB)
Test Software	SPORTON	SENSE	V5.10	-	N.C.R.	N.C.R.	Conducted (TH02-CB)

Note: Calibration Interval of instruments listed above is one year.

N.C.R. means Non-Calibration required.

Summary

Mode	Result	Type	Freq (Hz)	Level (dBuV)	Limit (dBuV)	Margin (dB)	Condition
Mode 5	Pass	AV	582k	38.56	46.00	-7.44	Neutral

Mode 5

22/12/2021

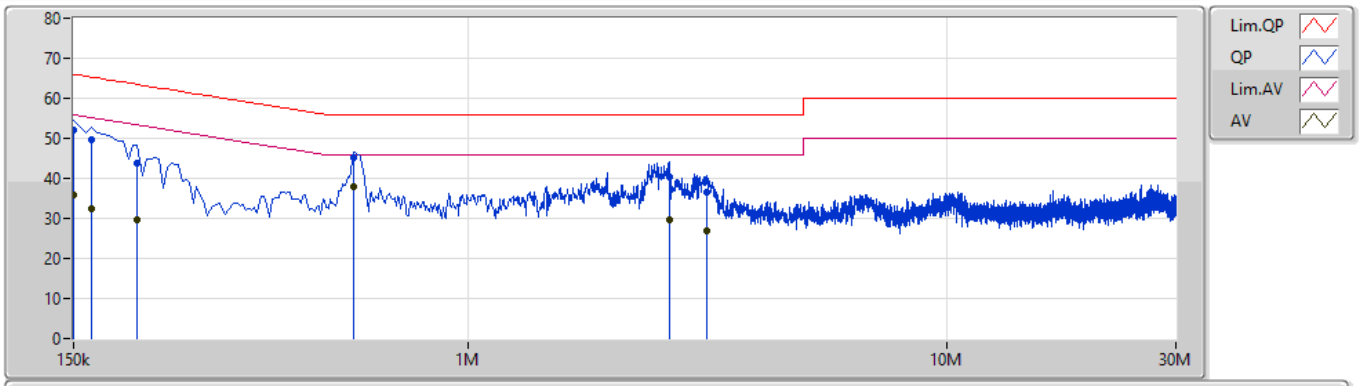

Type	Freq	Level	Limit	Margin	Factor	Condition	Comment	Raw	LISN	CL	AT
	(Hz)	(dBuV)	(dBuV)	(dB)	(dB)			(dBuV)	(dB)	(dB)	(dB)
QP	150k	52.12	66.00	-13.88	9.89	Line	-	42.23	0.04	0.04	9.81
AV	150k	35.92	56.00	-20.08	9.89	Line	-	26.03	0.04	0.04	9.81
QP	163.5k	49.75	65.27	-15.52	9.89	Line	-	39.86	0.04	0.04	9.81
AV	163.5k	32.56	55.27	-22.71	9.89	Line	-	22.67	0.04	0.04	9.81
QP	204k	43.96	63.44	-19.48	9.89	Line	-	34.07	0.04	0.04	9.81
AV	204k	29.56	53.44	-23.88	9.89	Line	-	19.67	0.04	0.04	9.81
QP	577.5k	45.29	56.00	-10.71	9.91	Line	-	35.38	0.05	0.04	9.82
AV	577.5k	38.00	46.00	-8.00	9.91	Line	"Worst"	28.09	0.05	0.04	9.82
QP	2.63M	40.51	56.00	-15.49	10.04	Line	-	30.47	0.11	0.09	9.84
AV	2.63M	29.67	46.00	-16.33	10.04	Line	-	19.63	0.11	0.09	9.84
QP	3.143M	36.69	56.00	-19.31	10.07	Line	-	26.62	0.12	0.10	9.85
AV	3.143M	26.78	46.00	-19.22	10.07	Line	-	16.71	0.12	0.10	9.85

Mode 5

22/12/2021

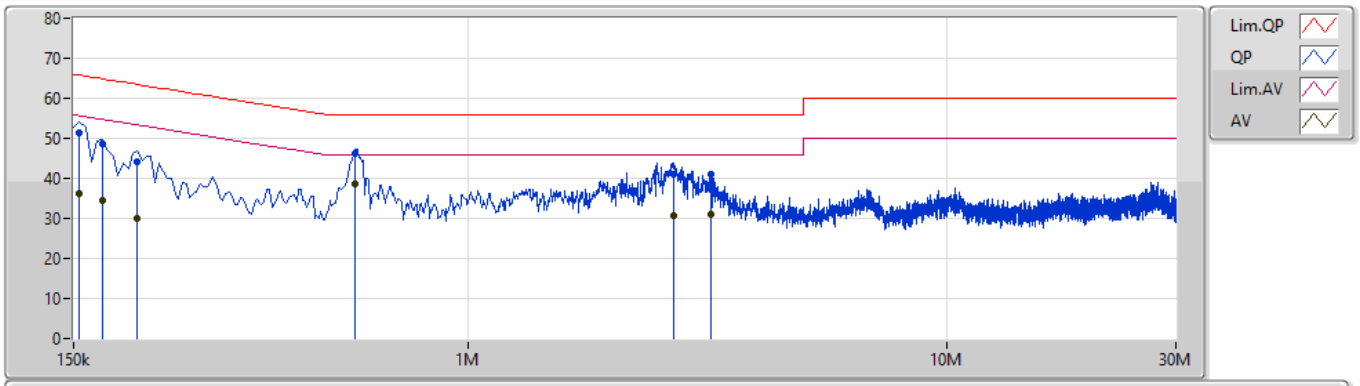

Type	Freq	Level	Limit	Margin	Factor	Condition	Comment	Raw	LISN	CL	AT
	(Hz)	(dBuV)	(dBuV)	(dB)	(dB)			(dBuV)	(dB)	(dB)	(dB)
QP	154.5k	51.22	65.75	-14.53	9.88	Neutral	-	41.34	0.03	0.04	9.81
AV	154.5k	36.30	55.75	-19.45	9.88	Neutral	-	26.42	0.03	0.04	9.81
QP	172.5k	48.65	64.83	-16.18	9.88	Neutral	-	38.77	0.03	0.04	9.81
AV	172.5k	34.58	54.83	-20.25	9.88	Neutral	-	24.70	0.03	0.04	9.81
QP	204k	44.12	63.44	-19.32	9.88	Neutral	-	34.24	0.03	0.04	9.81
AV	204k	29.88	53.44	-23.56	9.88	Neutral	-	20.00	0.03	0.04	9.81
QP	582k	46.06	56.00	-9.94	9.90	Neutral	-	36.16	0.04	0.04	9.82
AV	582k	38.56	46.00	-7.44	9.90	Neutral	"Worst"	28.66	0.04	0.04	9.82
QP	2.688M	40.98	56.00	-15.02	10.01	Neutral	-	30.97	0.08	0.09	9.84
AV	2.688M	30.85	46.00	-15.15	10.01	Neutral	-	20.84	0.08	0.09	9.84
QP	3.206M	40.91	56.00	-15.09	10.04	Neutral	-	30.87	0.09	0.10	9.85
AV	3.206M	30.91	46.00	-15.09	10.04	Neutral	-	20.87	0.09	0.10	9.85

For Radio 2 / 1T1S
Summary

Mode	Max-N dB (Hz)	Max-OBW (Hz)	ITU-Code	Min-N dB (Hz)	Min-OBW (Hz)
5.15-5.25GHz	-	-	-	-	-
802.11a_Nss1,(6Mbps)_1TX	42.21M	26.687M	26M7D1D	32.88M	18.261M
802.11ax HEW20_Nss1,(MCS0)_1TX	49.8M	23.988M	24M0D1D	34.62M	19.43M
802.11ax HEW40_Nss1,(MCS0)_1TX	71.7M	39.1M	39M1D1D	53.4M	38.261M
802.11ax HEW80_Nss1,(MCS0)_1TX	89.4M	77.961M	78M0D1D	89.4M	77.961M
5.725-5.85GHz	-	-	-	-	-
802.11a_Nss1,(6Mbps)_1TX	16.38M	42.579M	42M6D1D	16.35M	32.594M
802.11ax HEW20_Nss1,(MCS0)_1TX	18.78M	44.558M	44M6D1D	17.94M	35.172M
802.11ax HEW40_Nss1,(MCS0)_1TX	37.74M	77.601M	77M6D1D	37.26M	58.111M
802.11ax HEW80_Nss1,(MCS0)_1TX	77.28M	78.921M	78M9D1D	77.28M	78.921M

Max-N dB = Maximum 6dB down bandwidth for 5.725-5.85GHz band / Maximum 26dB down bandwidth for other band;
Max-OBW = Maximum 99% occupied bandwidth;
Min-N dB = Minimum 6dB down bandwidth for 5.725-5.85GHz band / Maximum 26dB down bandwidth for other band;
Min-OBW = Minimum 99% occupied bandwidth

Result

Mode	Result	Limit (Hz)	Port 1-N dB (Hz)	Port 1-OBW (Hz)
802.11a_Nss1,(6Mbps)_1TX	-	-	-	-
5180MHz	Pass	Inf	32.88M	18.261M
5200MHz	Pass	Inf	42.21M	26.687M
5240MHz	Pass	Inf	38.43M	19.46M
5745MHz	Pass	500k	16.38M	32.594M
5785MHz	Pass	500k	16.35M	42.579M
5825MHz	Pass	500k	16.38M	42.039M
802.11ax HEW20_Nss1,(MCS0)_1TX	-	-	-	-
5180MHz	Pass	Inf	34.62M	19.43M
5200MHz	Pass	Inf	49.8M	23.988M
5240MHz	Pass	Inf	40.47M	19.58M
5745MHz	Pass	500k	18.75M	35.172M
5785MHz	Pass	500k	18.78M	44.558M
5825MHz	Pass	500k	17.94M	43.988M
802.11ax HEW40_Nss1,(MCS0)_1TX	-	-	-	-
5190MHz	Pass	Inf	53.4M	38.261M
5230MHz	Pass	Inf	71.7M	39.1M
5755MHz	Pass	500k	37.74M	58.111M
5795MHz	Pass	500k	37.26M	77.601M
802.11ax HEW80_Nss1,(MCS0)_1TX	-	-	-	-
5210MHz	Pass	Inf	89.4M	77.961M
5775MHz	Pass	500k	77.28M	78.921M

Port X-N dB = Port X 6dB down bandwidth for 5.725-5.85GHz band / 26dB down bandwidth for other band
Port X-OBW = Port X 99% occupied bandwidth

802.11a_Nss1,(6Mbps)_1TX EBW

5180MHz

29/12/2021

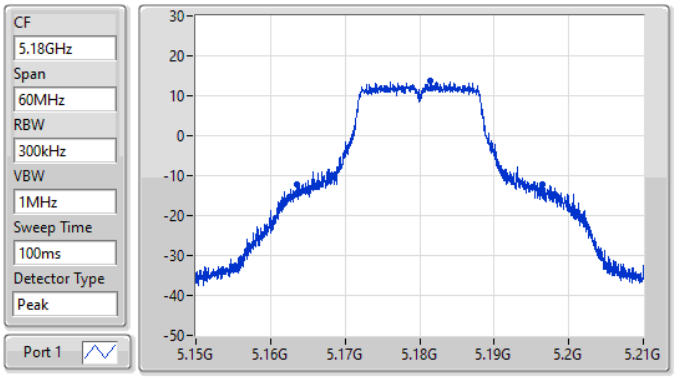

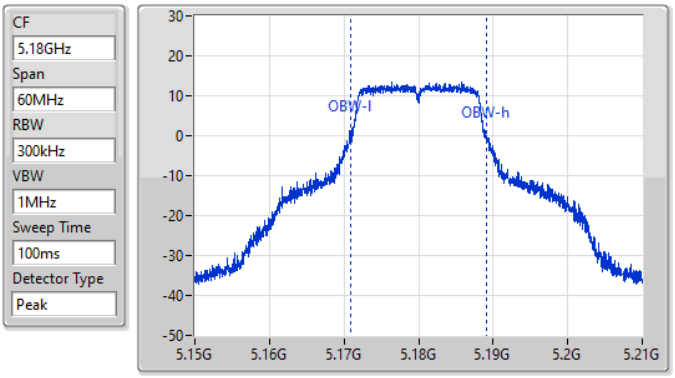

26dB(Hz)	Fl-26dB(Hz)	Fh-26dB(Hz)	OBW(Hz)	Fl-OBW(Hz)	Fh-OBW(Hz)	Limit(Hz)	Port
32.88M	5.16359G	5.19647G	18.261M	5.170885G	5.189145G	Inf	1

802.11a_Nss1,(6Mbps)_1TX EBW

5200MHz

29/12/2021

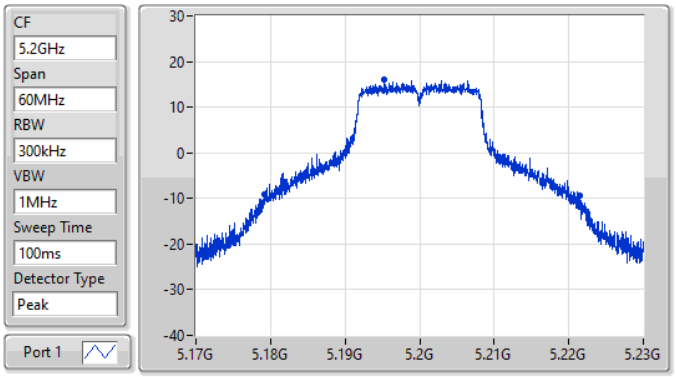

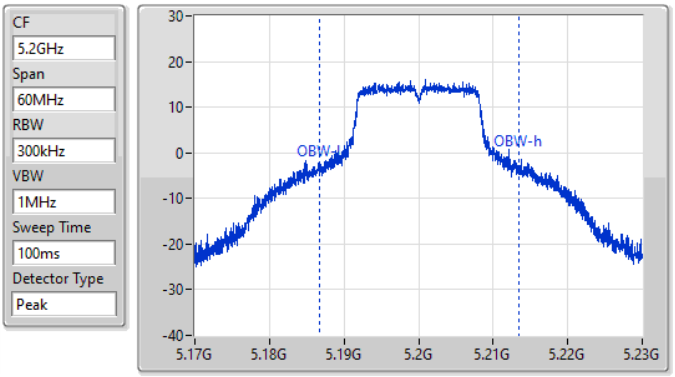

26dB(Hz)	Fl-26dB(Hz)	Fh-26dB(Hz)	OBW(Hz)	Fl-OBW(Hz)	Fh-OBW(Hz)	Limit(Hz)	Port
42.21M	5.17921G	5.22142G	26.687M	5.186777G	5.213463G	Inf	1

802.11a_Nss1,(6Mbps)_1TX EBW

5240MHz

29/12/2021

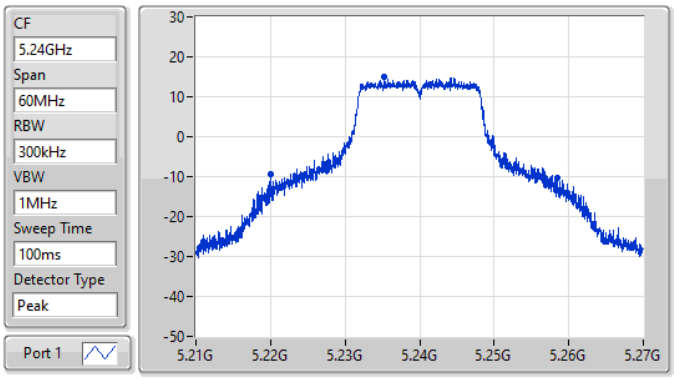

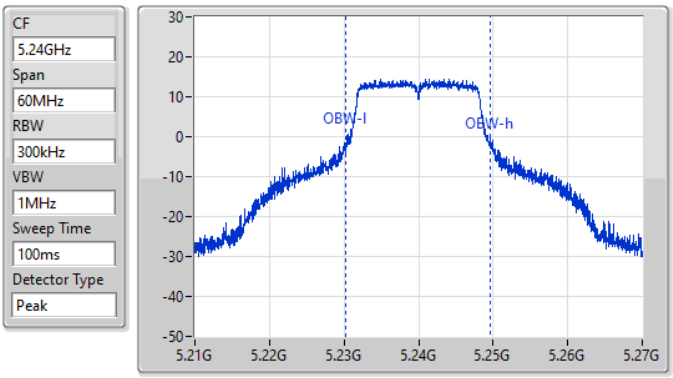

26dB(Hz)	Fl-26dB(Hz)	Fh-26dB(Hz)	OBW(Hz)	Fl-OBW(Hz)	Fh-OBW(Hz)	Limit(Hz)	Port
38.43M	5.21996G	5.25839G	19.46M	5.230225G	5.249685G	Inf	1

802.11a_Nss1,(6Mbps)_1TX EBW

5745MHz

29/12/2021

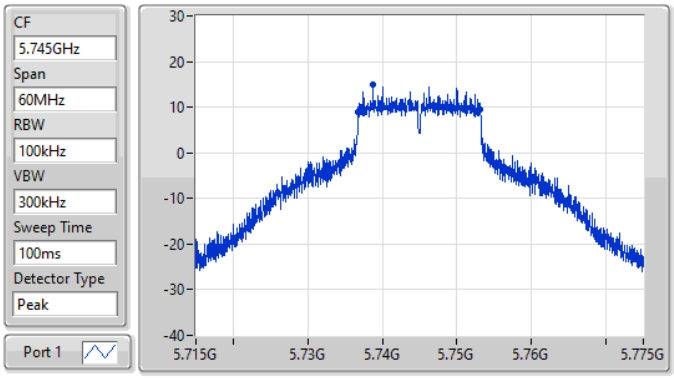

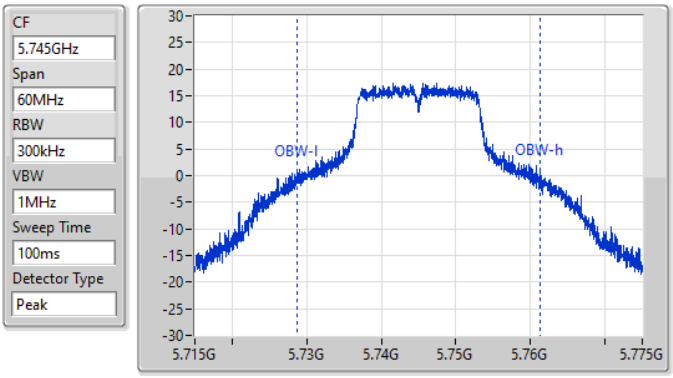

6dB(Hz)	Fl-6dB(Hz)	Fh-6dB(Hz)	OBW(Hz)	Fl-OBW(Hz)	Fh-OBW(Hz)	Limit(Hz)	Port
16.38M	5.73678G	5.75316G	32.594M	5.728658G	5.761252G	500k	1

802.11a_Nss1,(6Mbps)_1TX EBW

5745MHz

29/12/2021

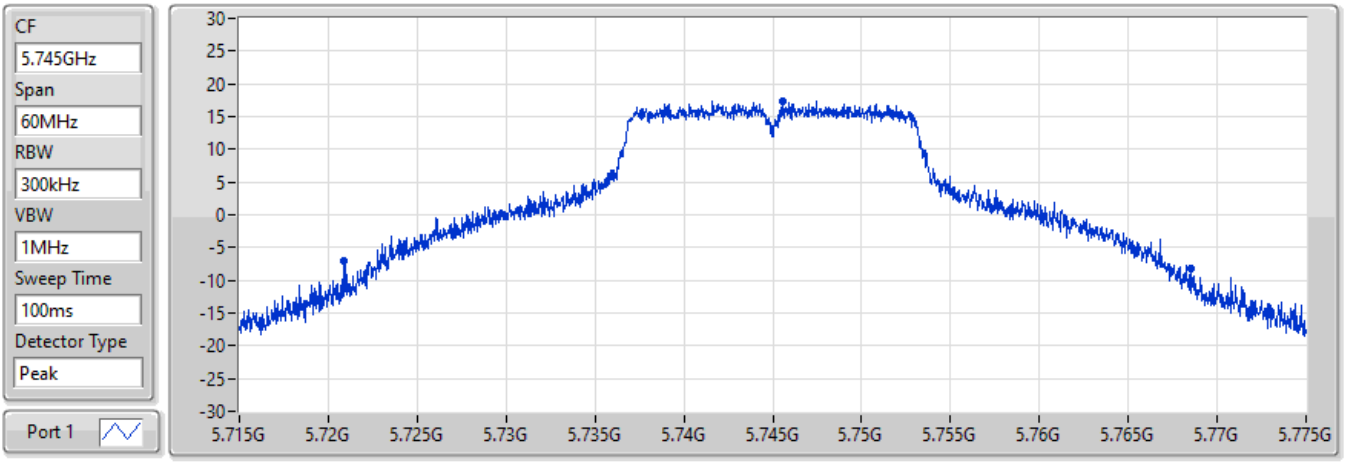

26dB(Hz)	Fl-26dB(Hz)	Fh-26dB(Hz)	Limit(Hz)	Port
47.67M	5.72085G	5.76852G	Inf	1

802.11a_Nss1,(6Mbps)_1TX EBW

5785MHz

29/12/2021

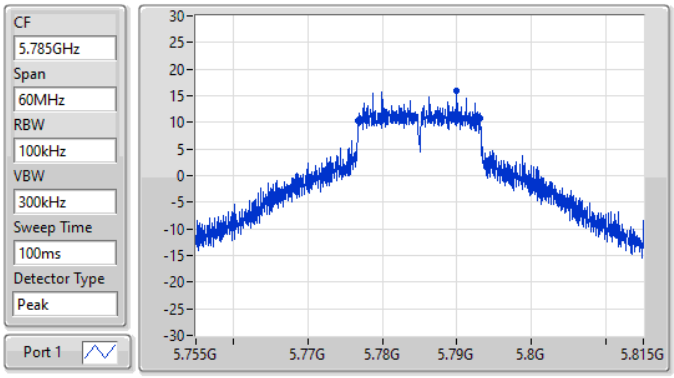

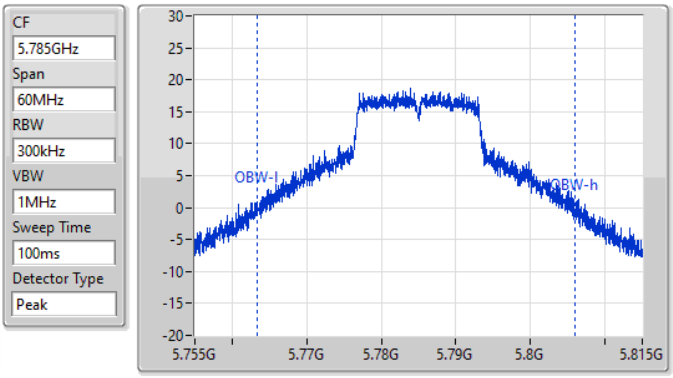

6dB(Hz)	Fl-6dB(Hz)	Fh-6dB(Hz)	OBW(Hz)	Fl-OBW(Hz)	Fh-OBW(Hz)	Limit(Hz)	Port
16.35M	5.77681G	5.79316G	42.579M	5.763351G	5.80593G	500k	1

802.11a_Nss1,(6Mbps)_1TX EBW

5785MHz

29/12/2021

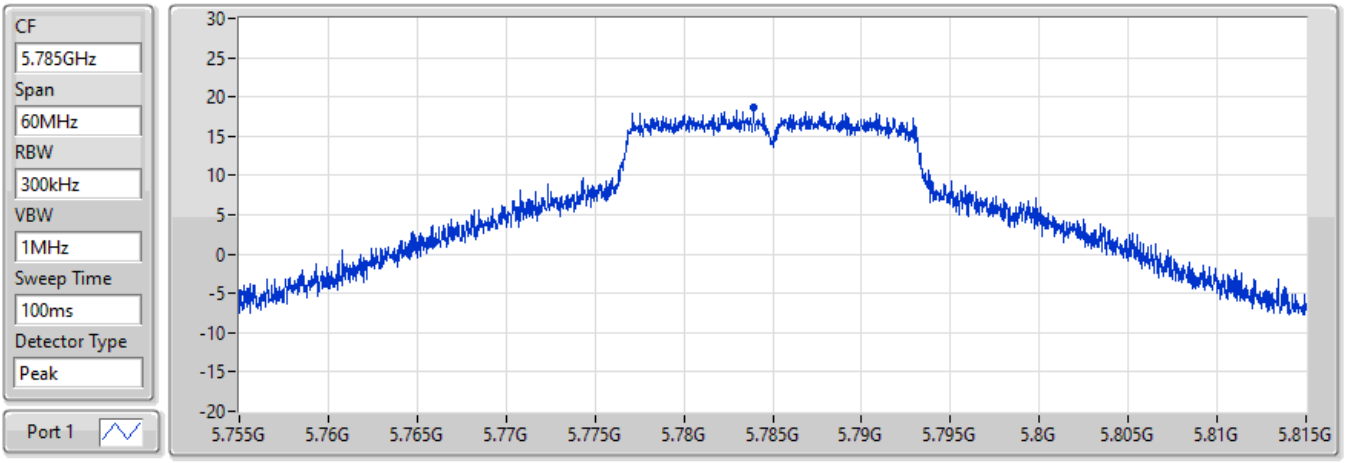

26dB(Hz)	Fl-26dB(Hz)	Fh-26dB(Hz)	Limit(Hz)	Port
59.97M	5.75503G	5.815G	Inf	1

802.11a_Nss1,(6Mbps)_1TX EBW

5825MHz

29/12/2021

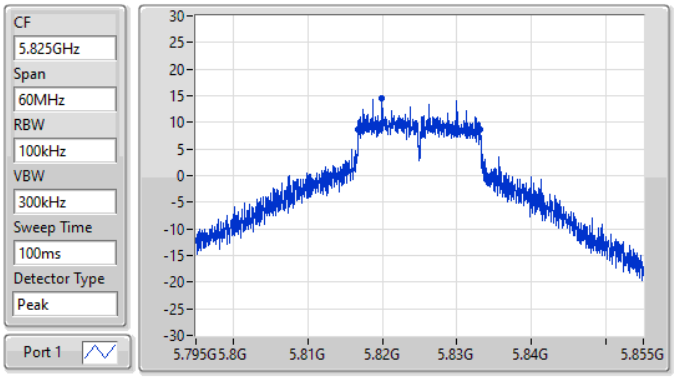

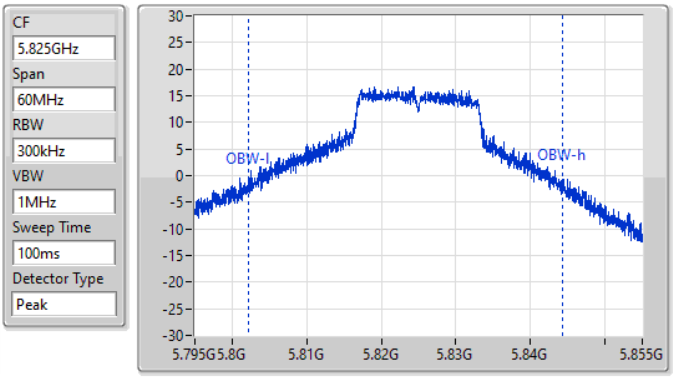

6dB(Hz)	Fl-6dB(Hz)	Fh-6dB(Hz)	OBW(Hz)	Fl-OBW(Hz)	Fh-OBW(Hz)	Limit(Hz)	Port
16.38M	5.81678G	5.83316G	42.039M	5.802181G	5.84422G	500k	1

802.11a_Nss1,(6Mbps)_1TX

EBW

5825MHz

29/12/2021

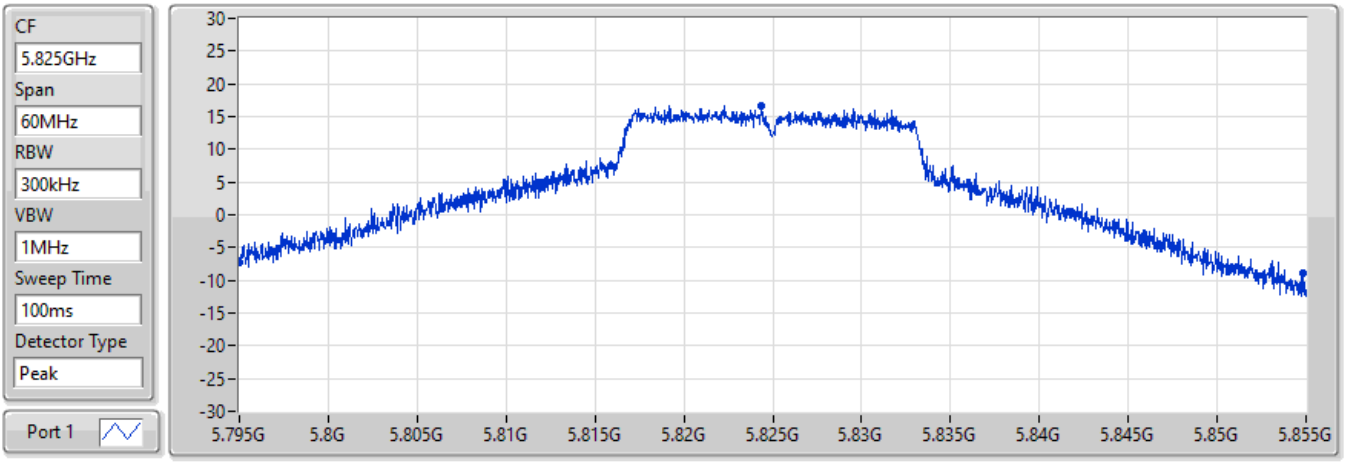

26dB(Hz)	Fl-26dB(Hz)	Fh-26dB(Hz)	Limit(Hz)	Port
59.79M	5.795G	5.85479G	Inf	1

802.11ax HEW20_Nss1,(MCS0)_1TX

EBW

5180MHz

05/01/2022

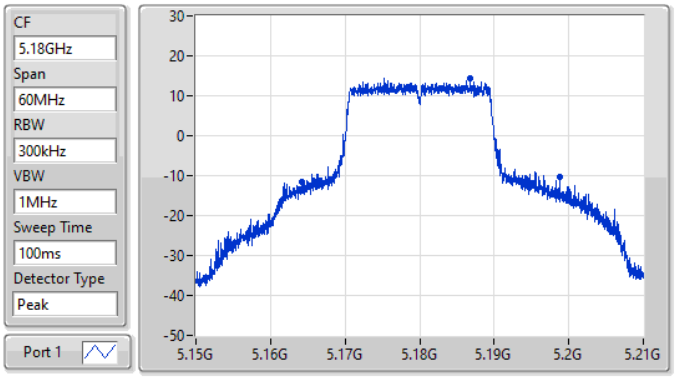

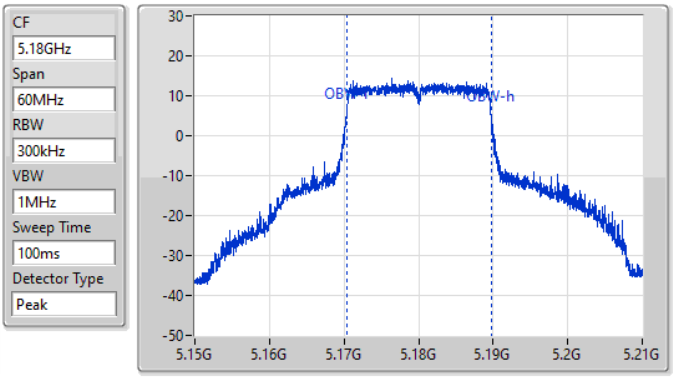

26dB(Hz)	Fl-26dB(Hz)	Fh-26dB(Hz)	OBW(Hz)	Fl-OBW(Hz)	Fh-OBW(Hz)	Limit(Hz)	Port
34.62M	5.16413G	5.19875G	19.43M	5.170315G	5.189745G	Inf	1

802.11ax HEW20_Nss1,(MCS0)_1TX EBW

5200MHz

29/12/2021

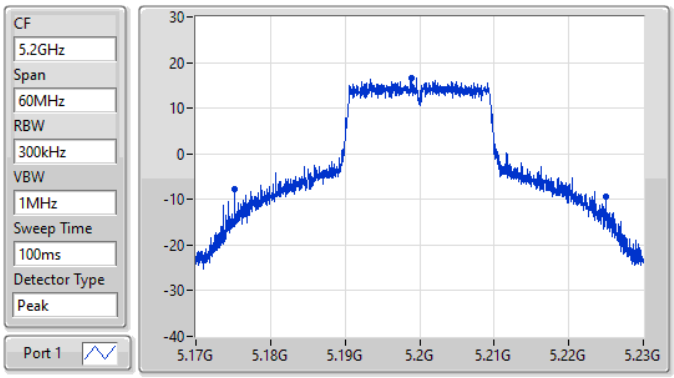

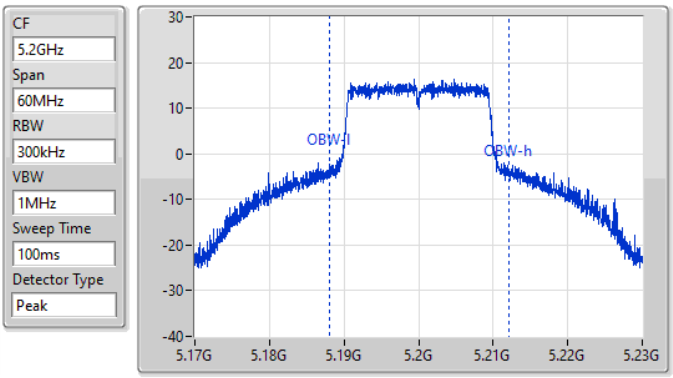

26dB(Hz)	Fl-26dB(Hz)	Fh-26dB(Hz)	OBW(Hz)	Fl-OBW(Hz)	Fh-OBW(Hz)	Limit(Hz)	Port
49.8M	5.17522G	5.22502G	23.988M	5.188096G	5.212084G	Inf	1

802.11ax HEW20_Nss1,(MCS0)_1TX EBW

5240MHz

29/12/2021

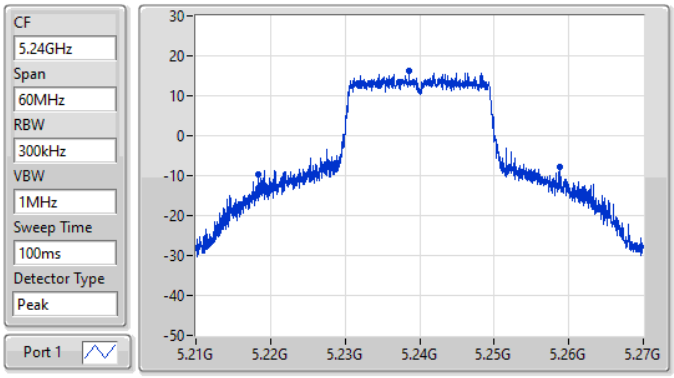

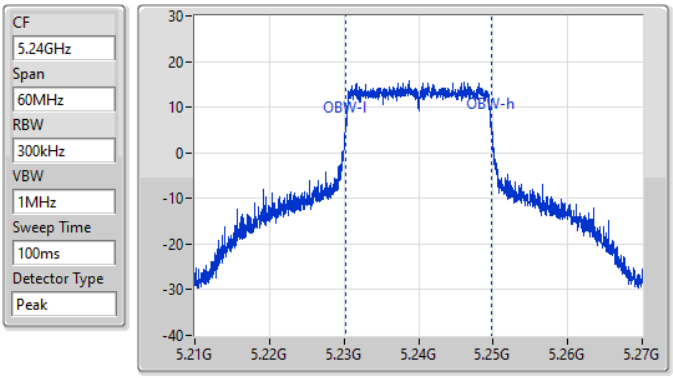

26dB(Hz)	Fl-26dB(Hz)	Fh-26dB(Hz)	OBW(Hz)	Fl-OBW(Hz)	Fh-OBW(Hz)	Limit(Hz)	Port
40.47M	5.21837G	5.25884G	19.58M	5.230195G	5.249775G	Inf	1

802.11ax HEW20_Nss1,(MCS0)_1TX EBW

5745MHz

29/12/2021

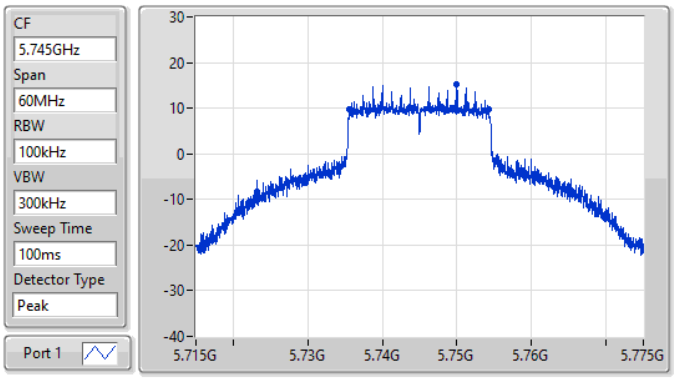

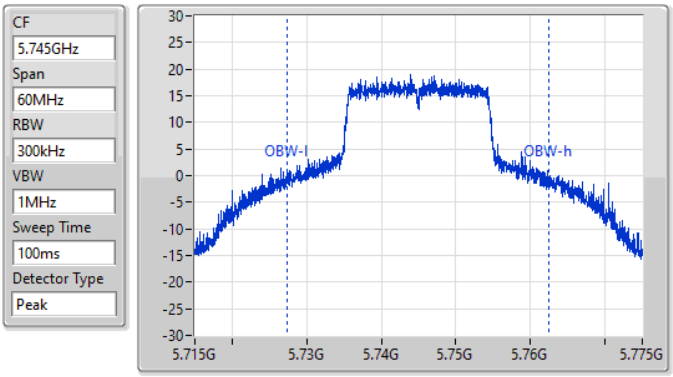

6dB(Hz)	Fl-6dB(Hz)	Fh-6dB(Hz)	OBW(Hz)	Fl-OBW(Hz)	Fh-OBW(Hz)	Limit(Hz)	Port
18.75M	5.73552G	5.75427G	35.172M	5.727369G	5.762541G	500k	1

802.11ax HEW20_Nss1,(MCS0)_1TX EBW

5745MHz

29/12/2021

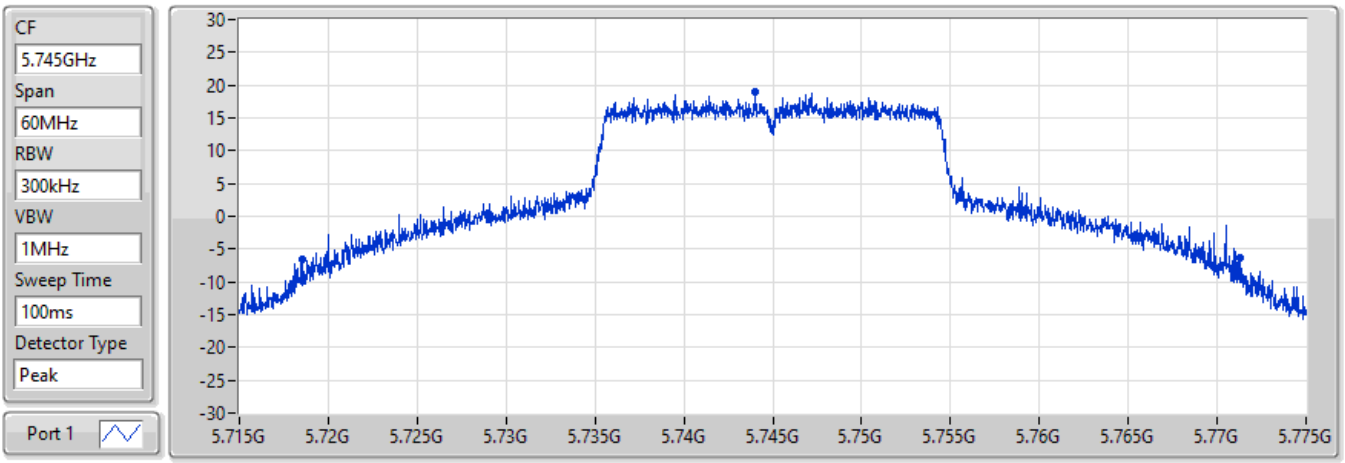

26dB(Hz)	Fl-26dB(Hz)	Fh-26dB(Hz)	Limit(Hz)	Port
52.8M	5.71851G	5.77131G	Inf	1

802.11ax HEW20_Nss1,(MCS0)_1TX EBW

5785MHz

29/12/2021

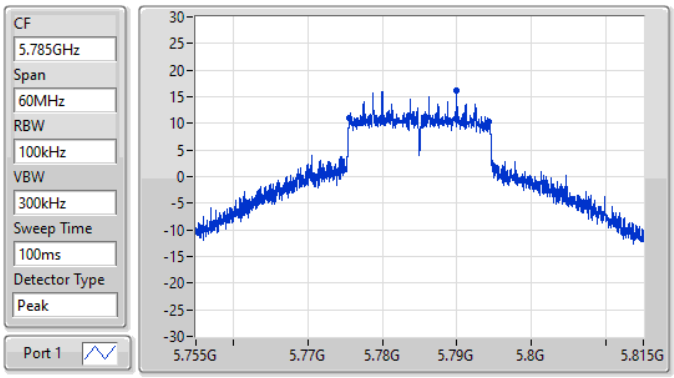

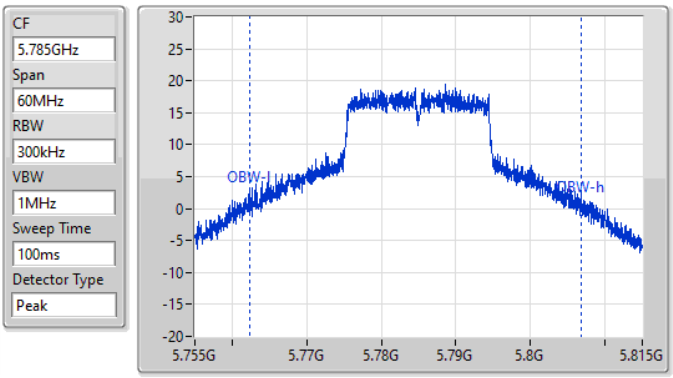

6dB(Hz)	Fl-6dB(Hz)	Fh-6dB(Hz)	OBW(Hz)	Fl-OBW(Hz)	Fh-OBW(Hz)	Limit(Hz)	Port
18.78M	5.77555G	5.79433G	44.558M	5.762301G	5.806859G	500k	1

802.11ax HEW20_Nss1,(MCS0)_1TX EBW

5785MHz

29/12/2021

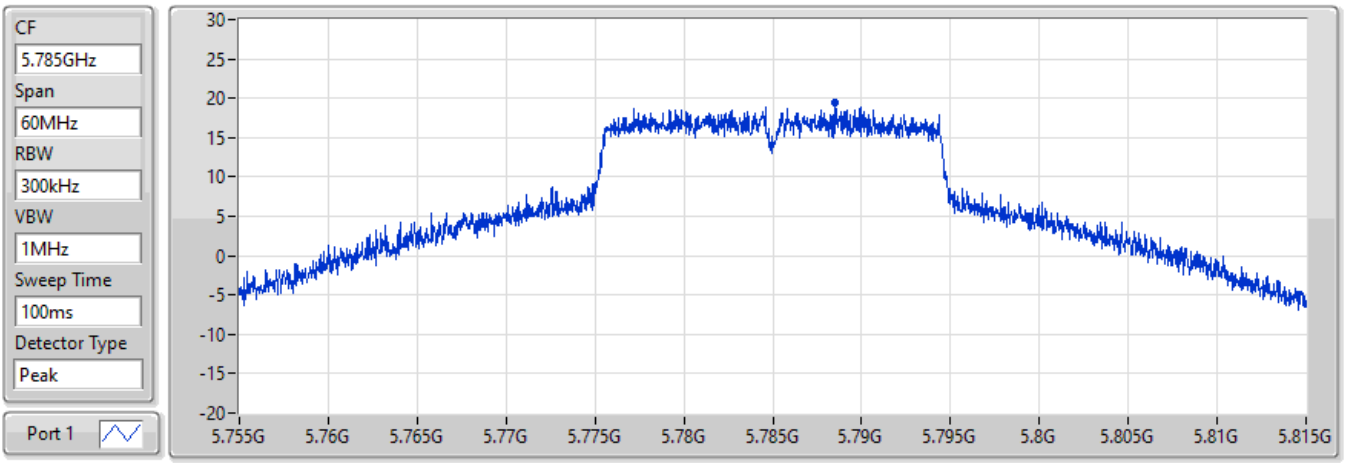

26dB(Hz)	Fl-26dB(Hz)	Fh-26dB(Hz)	Limit(Hz)	Port
60M	5.755G	5.815G	Inf	1

802.11ax HEW20_Nss1,(MCS0)_1TX EBW

5825MHz

29/12/2021

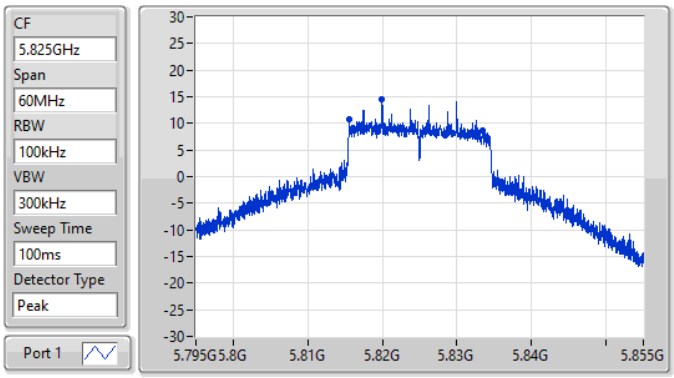

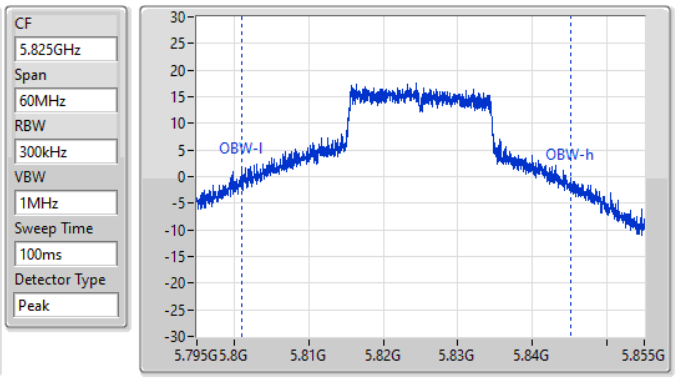

6dB(Hz)	Fl-6dB(Hz)	Fh-6dB(Hz)	OBW(Hz)	Fl-OBW(Hz)	Fh-OBW(Hz)	Limit(Hz)	Port
17.94M	5.81555G	5.83349G	43.988M	5.801072G	5.84506G	500k	1

802.11ax HEW20_Nss1,(MCS0)_1TX EBW

5825MHz

29/12/2021

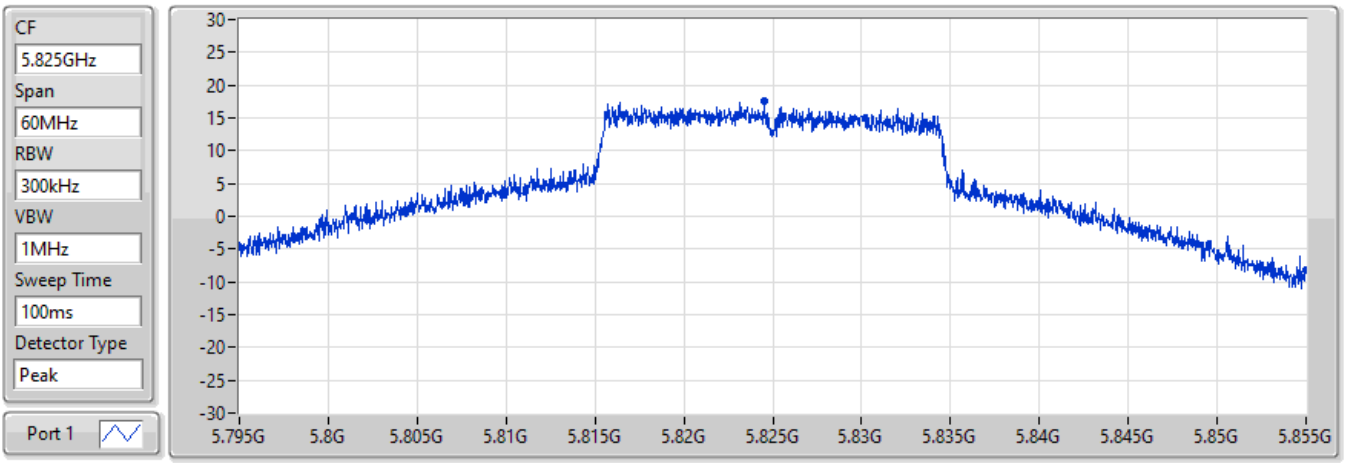

26dB(Hz)	Fl-26dB(Hz)	Fh-26dB(Hz)	Limit(Hz)	Port
60M	5.795G	5.855G	Inf	1

802.11ax HEW40_Nss1,(MCS0)_1TX EBW

5190MHz

29/12/2021

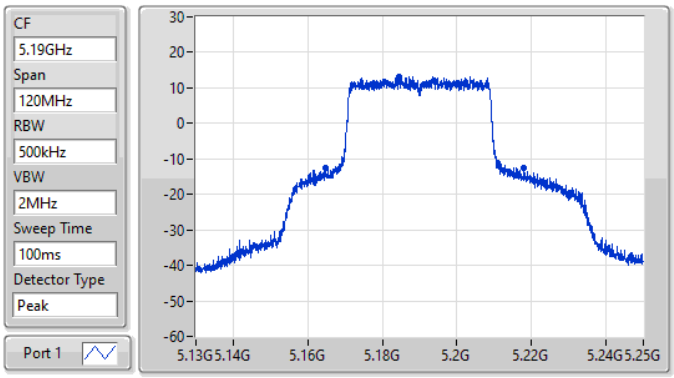

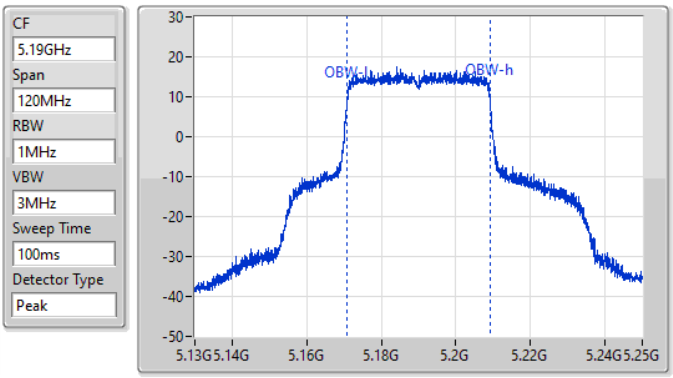

26dB(Hz)	Fl-26dB(Hz)	Fh-26dB(Hz)	OBW(Hz)	Fl-OBW(Hz)	Fh-OBW(Hz)	Limit(Hz)	Port
53.4M	5.16462G	5.21802G	38.261M	5.17087G	5.20913G	Inf	1

802.11ax HEW40_Nss1,(MCS0)_1TX EBW

5230MHz

29/12/2021

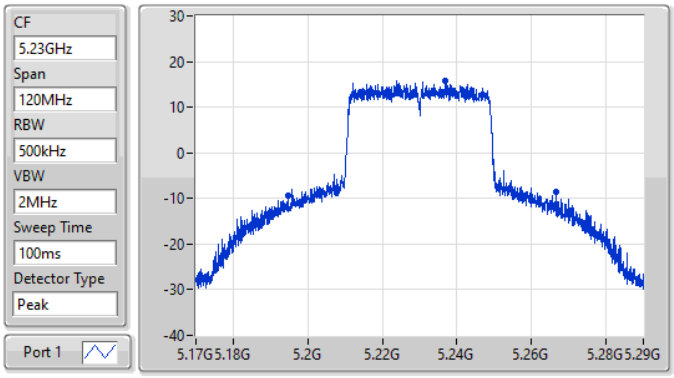

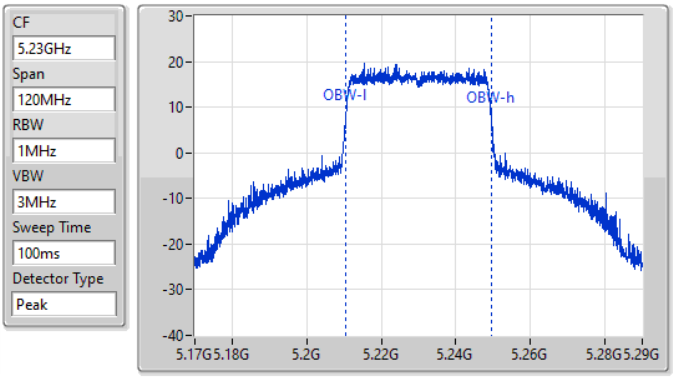

26dB(Hz)	Fl-26dB(Hz)	Fh-26dB(Hz)	OBW(Hz)	Fl-OBW(Hz)	Fh-OBW(Hz)	Limit(Hz)	Port
71.7M	5.19484G	5.26654G	39.1M	5.21039G	5.24949G	Inf	1

802.11ax HEW40_Nss1,(MCS0)_1TX EBW

5755MHz

29/12/2021

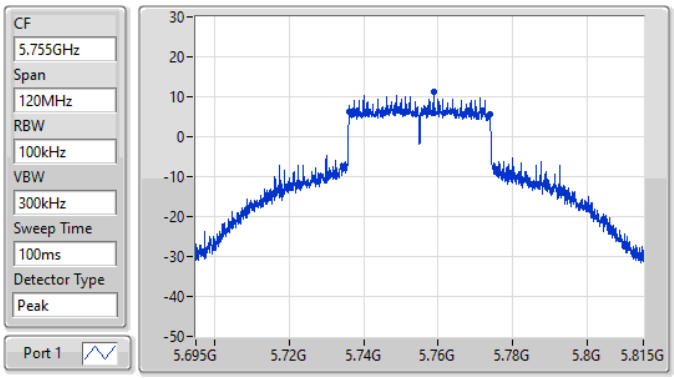

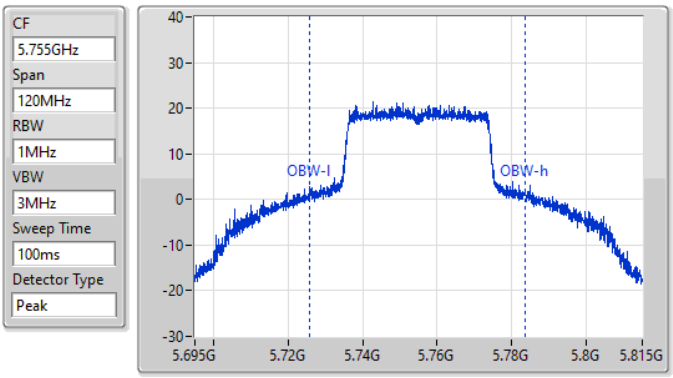

6dB(Hz)	Fl-6dB(Hz)	Fh-6dB(Hz)	OBW(Hz)	Fl-OBW(Hz)	Fh-OBW(Hz)	Limit(Hz)	Port
37.74M	5.73616G	5.7739G	58.111M	5.725615G	5.783726G	500k	1

802.11ax HEW40_Nss1,(MCS0)_1TX EBW

5755MHz

29/12/2021

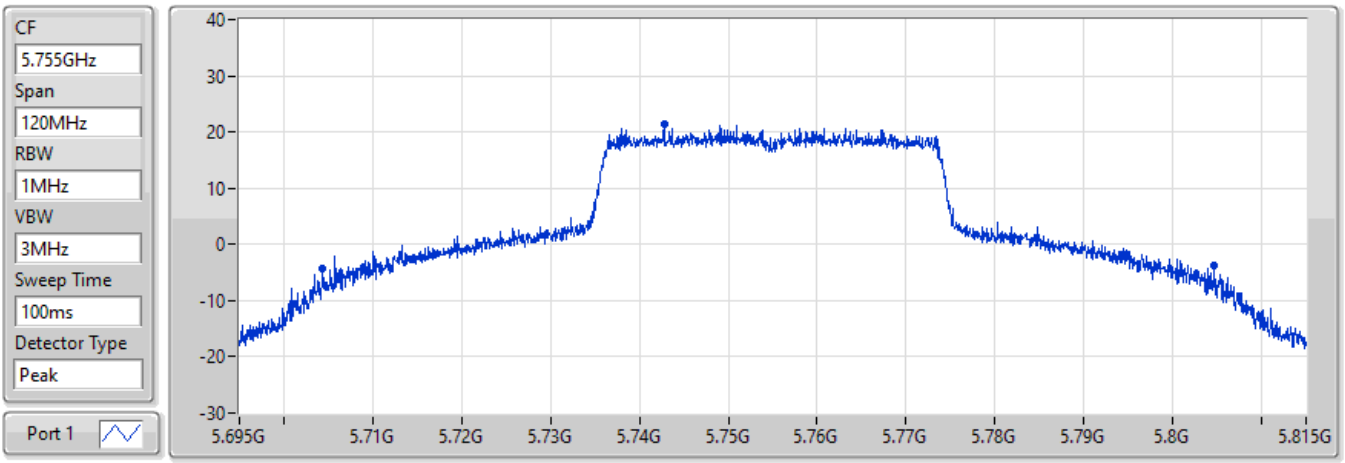

26dB(Hz)	Fl-26dB(Hz)	Fh-26dB(Hz)	Limit(Hz)	Port
100.32M	5.70436G	5.80468G	Inf	1

802.11ax HEW40_Nss1,(MCS0)_1TX EBW

5795MHz

29/12/2021

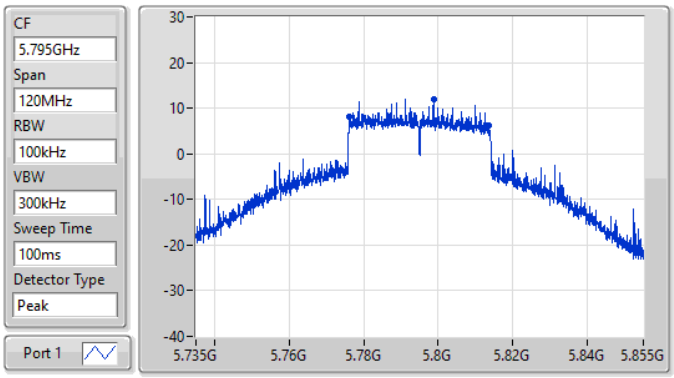

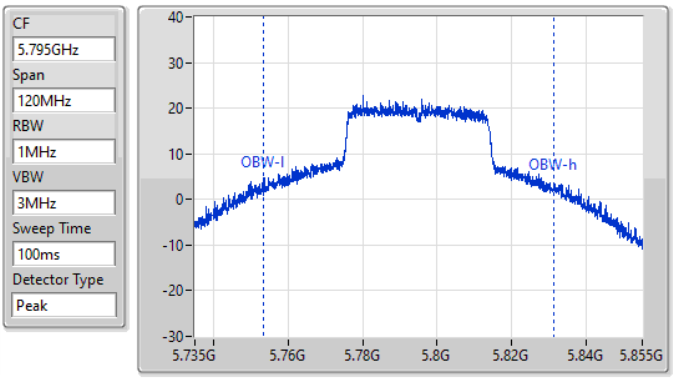

6dB(Hz)	Fl-6dB(Hz)	Fh-6dB(Hz)	OBW(Hz)	Fl-OBW(Hz)	Fh-OBW(Hz)	Limit(Hz)	Port
37.26M	5.77616G	5.81342G	77.601M	5.753501G	5.831102G	500k	1

802.11ax HEW40_Nss1,(MCS0)_1TX EBW

5795MHz

29/12/2021

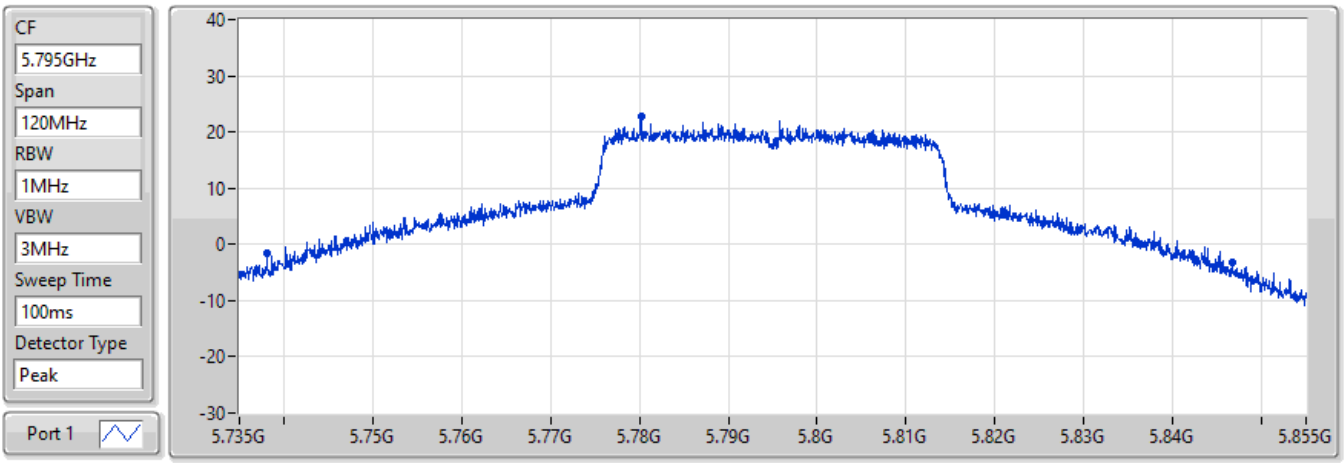

26dB(Hz)	Fl-26dB(Hz)	Fh-26dB(Hz)	Limit(Hz)	Port
108.6M	5.73812G	5.84672G	Inf	1

802.11ax HEW80_Nss1,(MCS0)_1TX EBW

5210MHz

29/12/2021

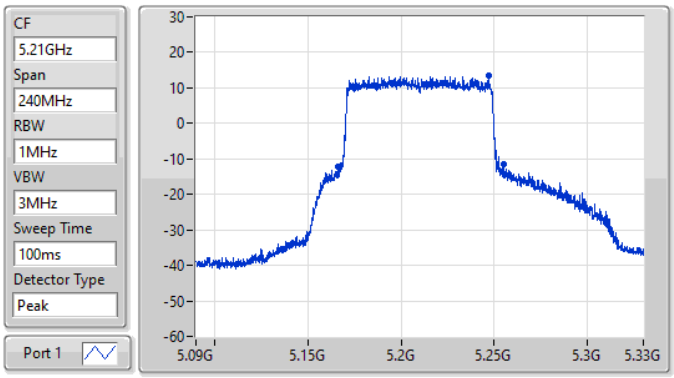

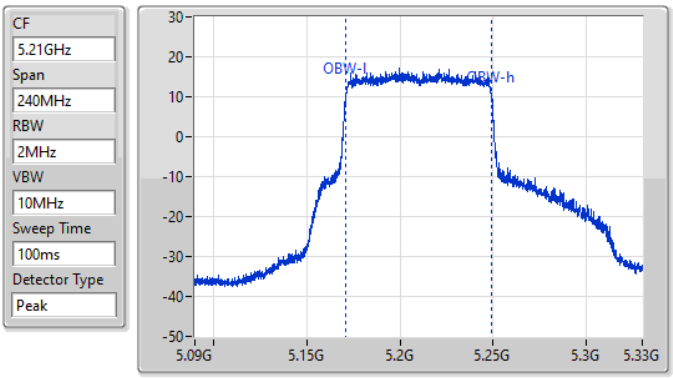

26dB(Hz)	Fl-26dB(Hz)	Fh-26dB(Hz)	OBW(Hz)	Fl-OBW(Hz)	Fh-OBW(Hz)	Limit(Hz)	Port
89.4M	5.16596G	5.25536G	77.961M	5.171139G	5.2491G	Inf	1

802.11ax HEW80_Nss1,(MCS0)_1TX EBW

5775MHz

29/12/2021

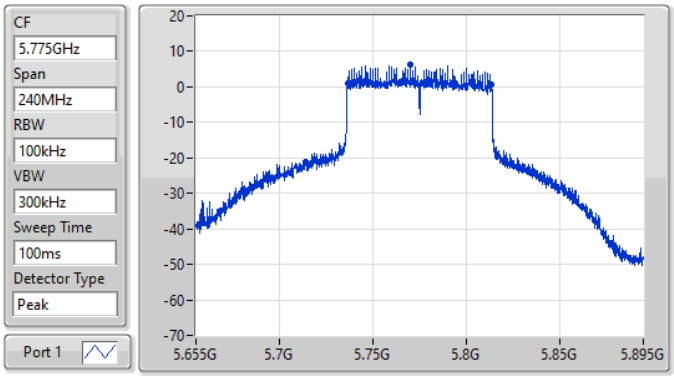

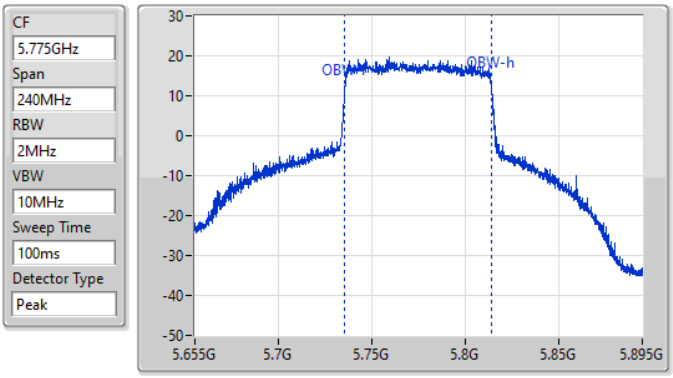

6dB(Hz)	Fl-6dB(Hz)	Fh-6dB(Hz)	OBW(Hz)	Fl-OBW(Hz)	Fh-OBW(Hz)	Limit(Hz)	Port
77.28M	5.73624G	5.81352G	78.921M	5.73518G	5.8141G	500k	1

802.11ax HEW80_Nss1,(MCS0)_1TX EBW

5775MHz

29/12/2021

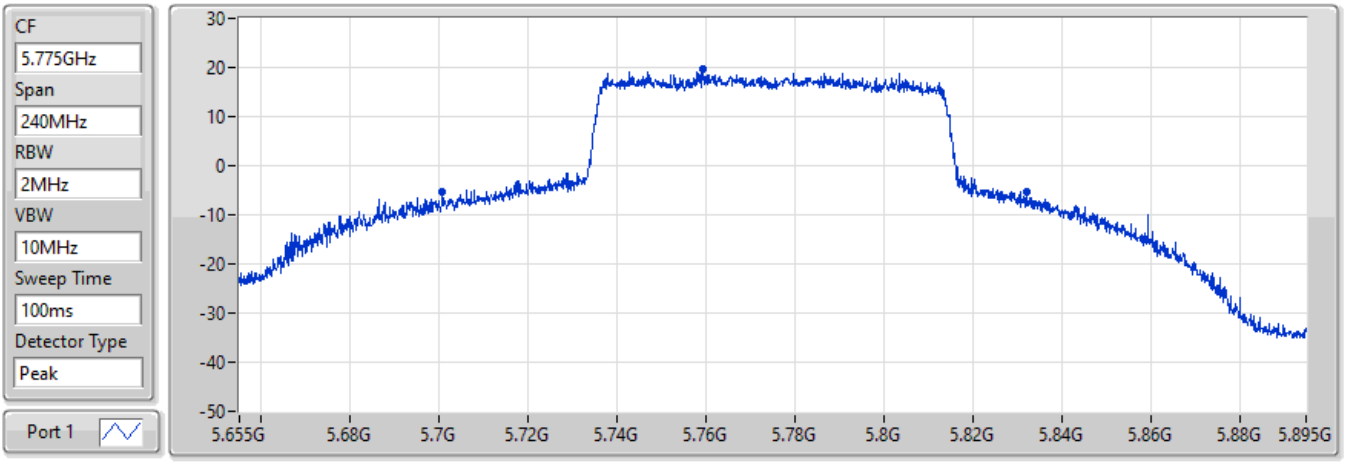

26dB(Hz)	Fl-26dB(Hz)	Fh-26dB(Hz)	Limit(Hz)	Port
131.28M	5.70072G	5.832G	Inf	1

For 2T1S
Summary

Mode	Max-N dB (Hz)	Max-OBW (Hz)	ITU-Code	Min-N dB (Hz)	Min-OBW (Hz)
5.15-5.25GHz	-	-	-	-	-
802.11a_Nss1,(6Mbps)_2TX	39.93M	22.909M	22M9D1D	26.67M	17.451M
5.725-5.85GHz	-	-	-	-	-
802.11a_Nss1,(6Mbps)_2TX	16.41M	35.952M	36M0D1D	16.29M	17.301M

Max-N dB = Maximum 6dB down bandwidth for 5.725-5.85GHz band / Maximum 26dB down bandwidth for other band;
Max-OBW = Maximum 99% occupied bandwidth;
Min-N dB = Minimum 6dB down bandwidth for 5.725-5.85GHz band / Maximum 26dB down bandwidth for other band;
Min-OBW = Minimum 99% occupied bandwidth

Result

Mode	Result	Limit (Hz)	Port 1-N dB (Hz)	Port 1-OBW (Hz)	Port 2-N dB (Hz)	Port 2-OBW (Hz)
802.11a_Nss1,(6Mbps)_2TX	-	-	-	-	-	-
5180MHz	Pass	Inf	26.67M	17.631M	27.84M	17.451M
5200MHz	Pass	Inf	39.93M	22.909M	37.86M	19.4M
5240MHz	Pass	Inf	36.6M	19.04M	34.53M	18.111M
5745MHz	Pass	500k	16.32M	17.991M	16.32M	17.301M
5785MHz	Pass	500k	16.41M	35.952M	16.29M	28.936M
5825MHz	Pass	500k	16.29M	26.057M	16.35M	21.079M

Port X-N dB = Port X 6dB down bandwidth for 5.725-5.85GHz band / 26dB down bandwidth for other band
Port X-OBW = Port X 99% occupied bandwidth

802.11a_Nss1,(6Mbps)_2TX EBW

5180MHz

30/12/2021

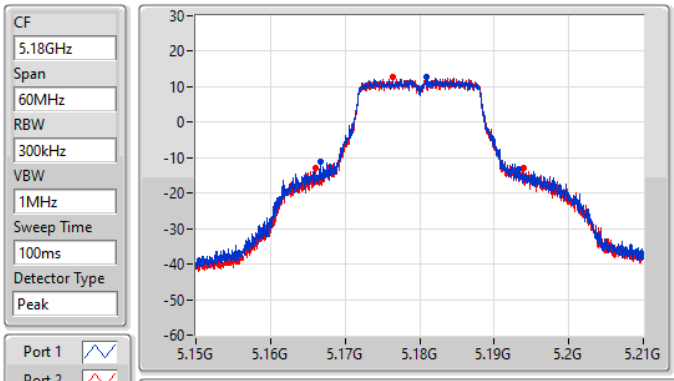

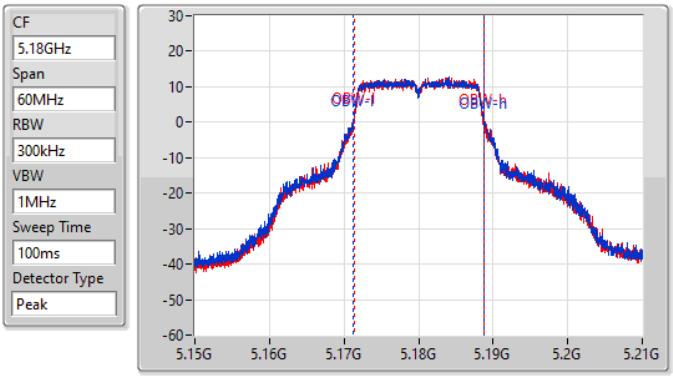

26dB(Hz)	Fl-26dB(Hz)	Fh-26dB(Hz)	OBW(Hz)	Fl-OBW(Hz)	Fh-OBW(Hz)	Limit(Hz)	Port
26.67M	5.16665G	5.19332G	17.631M	5.171214G	5.188846G	Inf	1
27.84M	5.16605G	5.19389G	17.451M	5.171334G	5.188786G	Inf	2

802.11a_Nss1,(6Mbps)_2TX EBW

5200MHz

30/12/2021

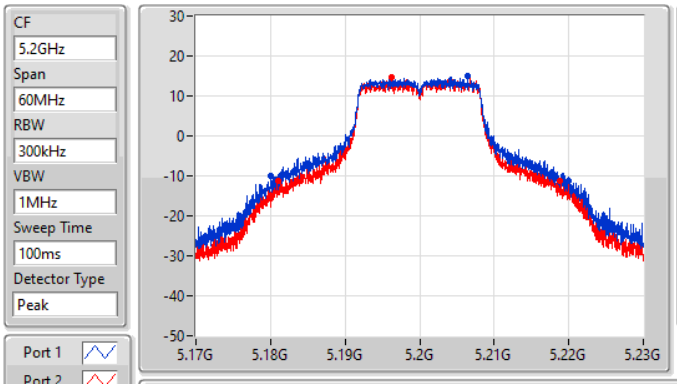

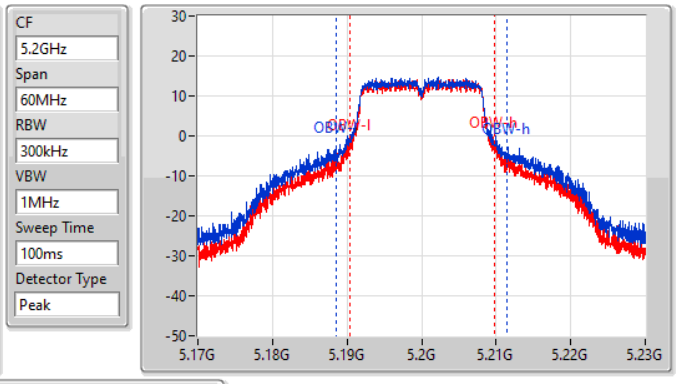

26dB(Hz)	Fl-26dB(Hz)	Fh-26dB(Hz)	OBW(Hz)	Fl-OBW(Hz)	Fh-OBW(Hz)	Limit(Hz)	Port
39.93M	5.18002G	5.21995G	22.909M	5.188576G	5.211484G	Inf	1
37.86M	5.18095G	5.21881G	19.4M	5.190405G	5.209805G	Inf	2

802.11a_Nss1,(6Mbps)_2TX

EBW

5240MHz

30/12/2021

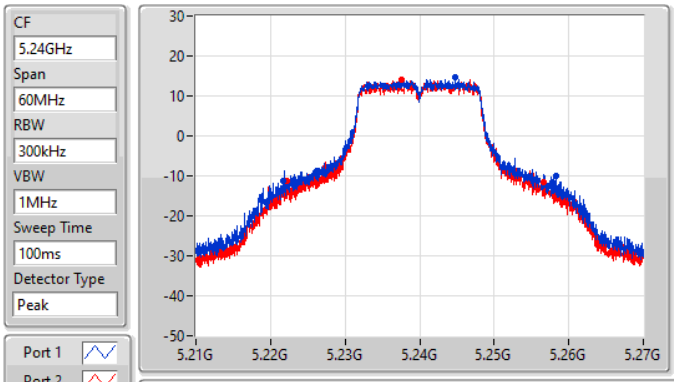

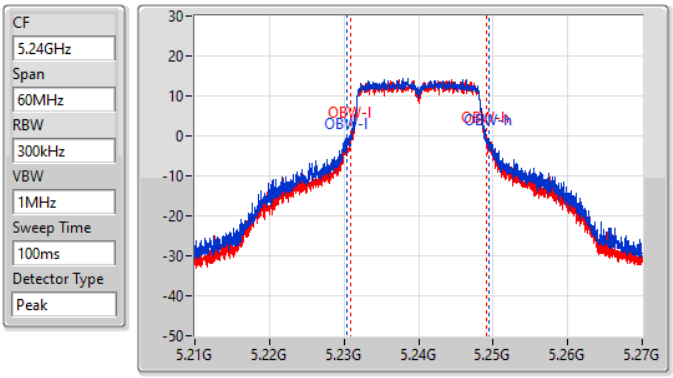

26dB(Hz)	Fl-26dB(Hz)	Fh-26dB(Hz)	OBW(Hz)	Fl-OBW(Hz)	Fh-OBW(Hz)	Limit(Hz)	Port
36.6M	5.22173G	5.25833G	19.04M	5.230405G	5.249445G	Inf	1
34.53M	5.22218G	5.25671G	18.111M	5.230975G	5.249085G	Inf	2

802.11a_Nss1,(6Mbps)_2TX

EBW

5745MHz

30/12/2021

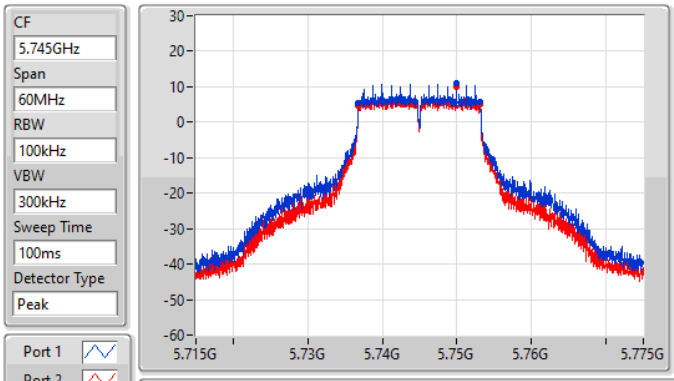

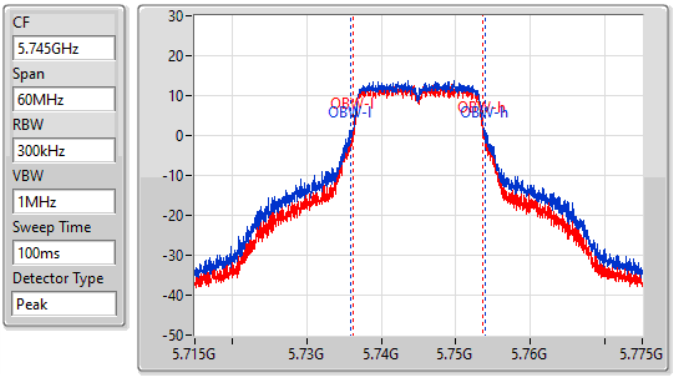

6dB(Hz)	Fl-6dB(Hz)	Fh-6dB(Hz)	OBW(Hz)	Fl-OBW(Hz)	Fh-OBW(Hz)	Limit(Hz)	Port
16.32M	5.73681G	5.75313G	17.991M	5.735915G	5.753906G	500k	1
16.32M	5.73681G	5.75313G	17.301M	5.736304G	5.753606G	500k	2

802.11a_Nss1,(6Mbps)_2TX EBW

5745MHz

30/12/2021

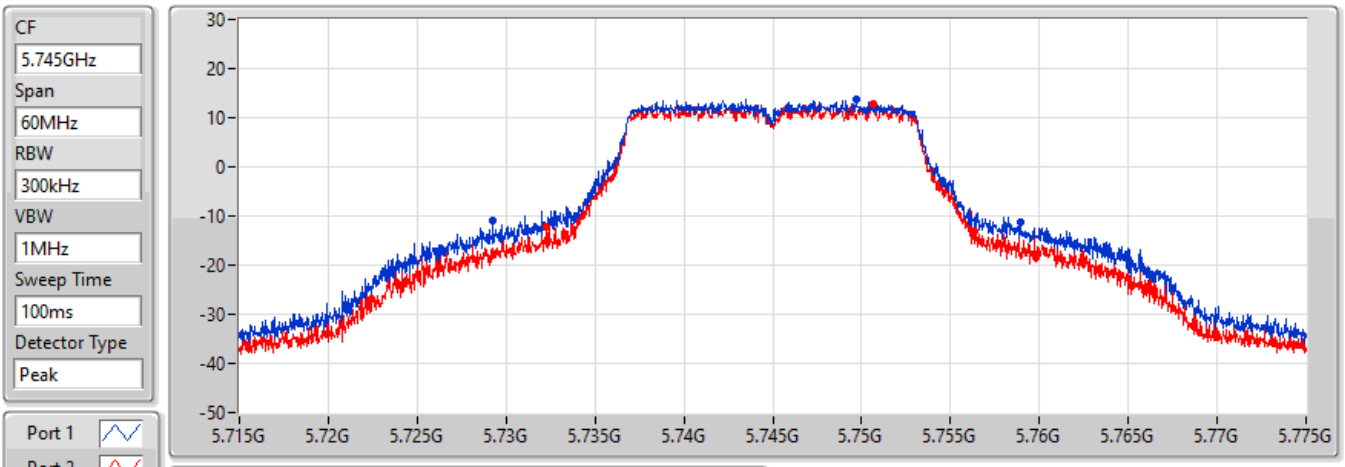

26dB(Hz)	Fl-26dB(Hz)	Fh-26dB(Hz)	Limit(Hz)	Port
29.7M	5.72925G	5.75895G	Inf	1
24.09M	5.73228G	5.75637G	Inf	2

802.11a_Nss1,(6Mbps)_2TX EBW

5785MHz

30/12/2021

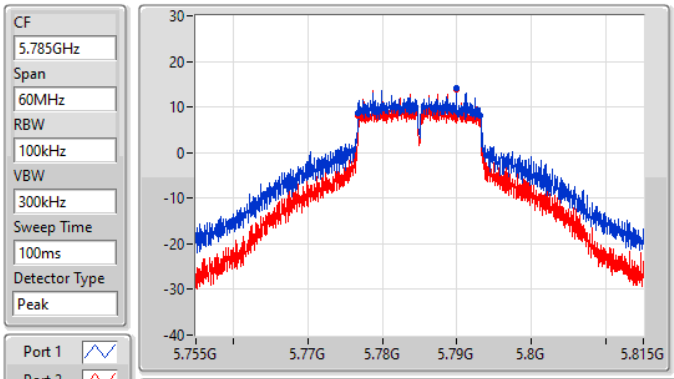

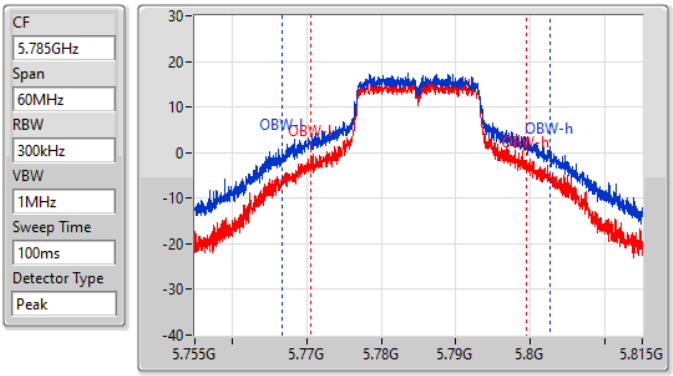

6dB(Hz)	Fl-6dB(Hz)	Fh-6dB(Hz)	OBW(Hz)	Fl-OBW(Hz)	Fh-OBW(Hz)	Limit(Hz)	Port
16.41M	5.77675G	5.79316G	35.952M	5.766739G	5.802691G	500k	1
16.29M	5.77681G	5.7931G	28.936M	5.770547G	5.799483G	500k	2

802.11a_Nss1,(6Mbps)_2TX EBW

5785MHz

30/12/2021

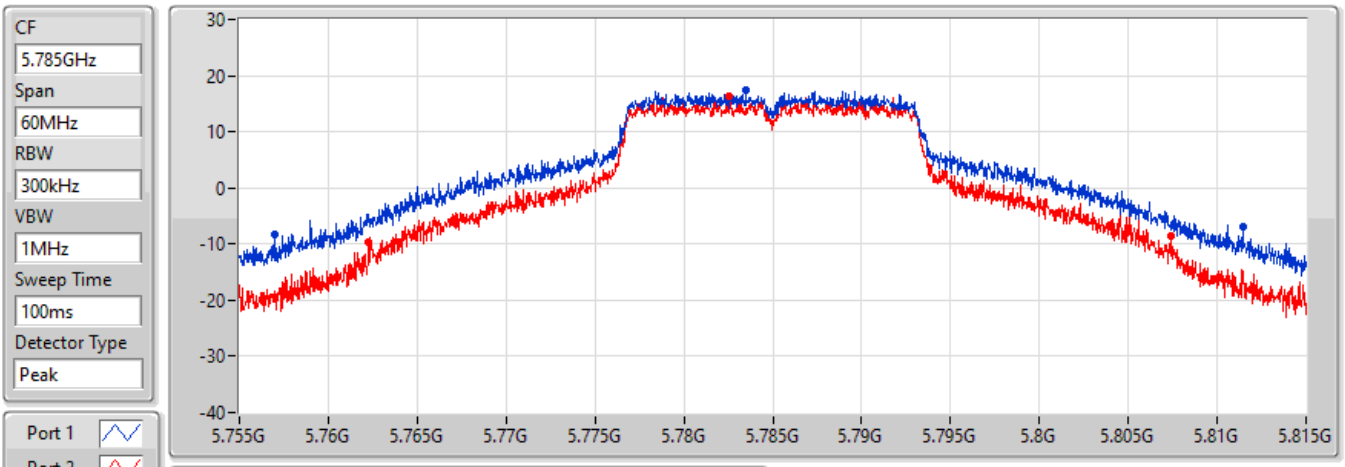

26dB(Hz)	Fl-26dB(Hz)	Fh-26dB(Hz)	Limit(Hz)	Port
54.42M	5.75701G	5.81143G	Inf	1
45.12M	5.76229G	5.80741G	Inf	2

802.11a_Nss1,(6Mbps)_2TX EBW

5825MHz

30/12/2021

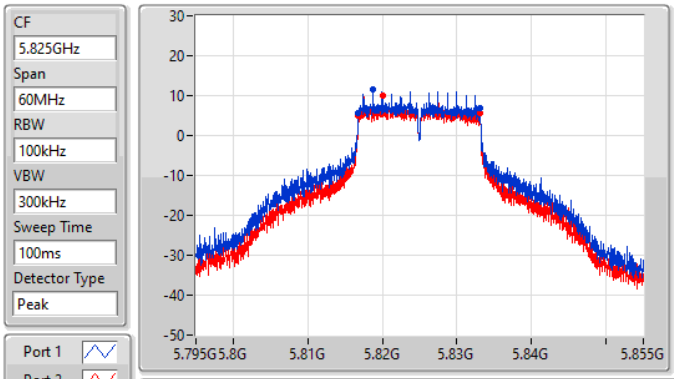

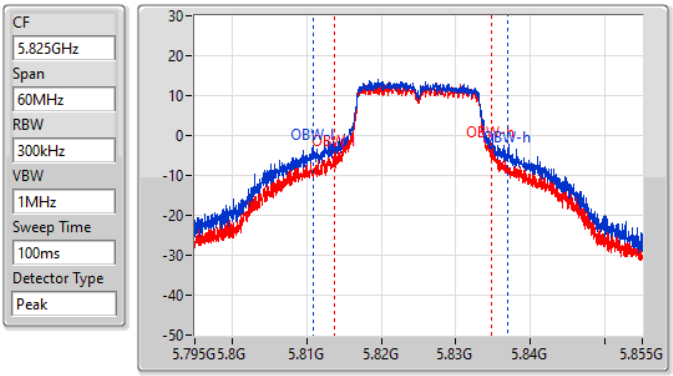

6dB(Hz)	Fl-6dB(Hz)	Fh-6dB(Hz)	OBW(Hz)	Fl-OBW(Hz)	Fh-OBW(Hz)	Limit(Hz)	Port
16.29M	5.81681G	5.8331G	26.057M	5.810847G	5.836904G	500k	1
16.35M	5.81678G	5.83313G	21.079M	5.813726G	5.834805G	500k	2

802.11a_Nss1,(6Mbps)_2TX EBW

5825MHz

30/12/2021

CF
5.825GHz
Span
60MHz
RBW
300kHz
VBW
1MHz
Sweep Time
100ms
Detector Type
Peak

Port 1
Port 2

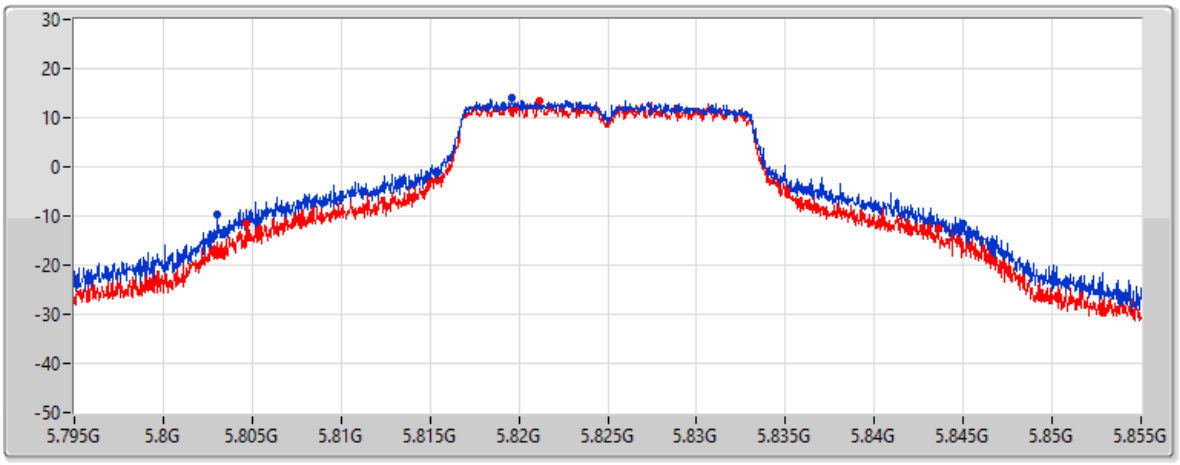

26dB(Hz)	Fl-26dB(Hz)	Fh-26dB(Hz)	Limit(Hz)	Port
41.88M	5.80307G	5.84495G	Inf	1
38.91M	5.80466G	5.84357G	Inf	2

For 2T2S
Summary

Mode	Max-N dB (Hz)	Max-OBW (Hz)	ITU-Code	Min-N dB (Hz)	Min-OBW (Hz)
5.15-5.25GHz	-	-	-	-	-
802.11ax HEW20_Nss2,(MCS0)_2TX	42.12M	20.45M	20M4D1D	28.41M	19.34M
802.11ax HEW40_Nss2,(MCS0)_2TX	60.42M	38.621M	38M6D1D	42.84M	38.201M
802.11ax HEW80_Nss2,(MCS0)_2TX	103.08M	77.961M	78M0D1D	84M	77.841M
5.725-5.85GHz	-	-	-	-	-
802.11ax HEW20_Nss2,(MCS0)_2TX	18.9M	44.468M	44M5D1D	17.97M	19.22M
802.11ax HEW40_Nss2,(MCS0)_2TX	37.68M	72.864M	72M9D1D	36.96M	41.799M
802.11ax HEW80_Nss2,(MCS0)_2TX	76.68M	78.441M	78M4D1D	76.08M	78.201M

Max-N dB = Maximum 6dB down bandwidth for 5.725-5.85GHz band / Maximum 26dB down bandwidth for other band;
Max-OBW = Maximum 99% occupied bandwidth;
Min-N dB = Minimum 6dB down bandwidth for 5.725-5.85GHz band / Maximum 26dB down bandwidth for other band;
Min-OBW = Minimum 99% occupied bandwidth

Result

Mode	Result	Limit (Hz)	Port 1-N dB (Hz)	Port 1-OBW (Hz)	Port 2-N dB (Hz)	Port 2-OBW (Hz)
802.11ax HEW20_Nss2,(MCS0)_2TX	-	-	-	-	-	-
5180MHz	Pass	Inf	29.91M	19.34M	28.41M	19.34M
5200MHz	Pass	Inf	42.12M	20.45M	39.3M	19.67M
5240MHz	Pass	Inf	34.02M	19.55M	36.48M	19.52M
5745MHz	Pass	500k	18.9M	19.4M	18.87M	19.22M
5785MHz	Pass	500k	18.45M	44.468M	17.97M	34.513M
5825MHz	Pass	500k	18.57M	32.954M	18.63M	28.396M
802.11ax HEW40_Nss2,(MCS0)_2TX	-	-	-	-	-	-
5190MHz	Pass	Inf	44.4M	38.201M	42.84M	38.201M
5230MHz	Pass	Inf	60.42M	38.621M	56.52M	38.621M
5755MHz	Pass	500k	37.62M	56.792M	37.68M	41.799M
5795MHz	Pass	500k	37.68M	72.864M	36.96M	65.727M
802.11ax HEW80_Nss2,(MCS0)_2TX	-	-	-	-	-	-
5210MHz	Pass	Inf	84M	77.841M	103.08M	77.961M
5775MHz	Pass	500k	76.08M	78.441M	76.68M	78.201M

Port X-N dB = Port X 6dB down bandwidth for 5.725-5.85GHz band / 26dB down bandwidth for other band
Port X-OBW = Port X 99% occupied bandwidth

802.11ax HEW20_Nss2,(MCS0)_2TX EBW

5180MHz

30/12/2021

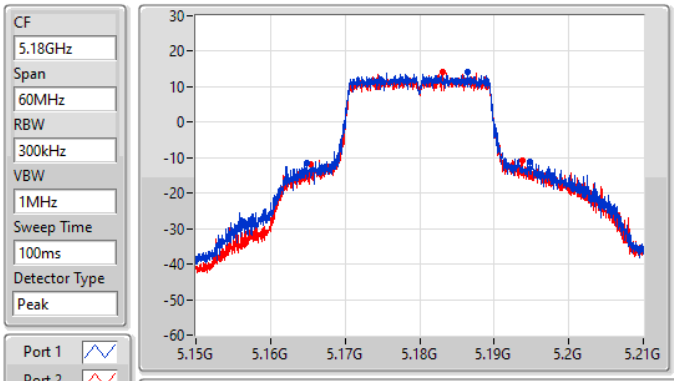

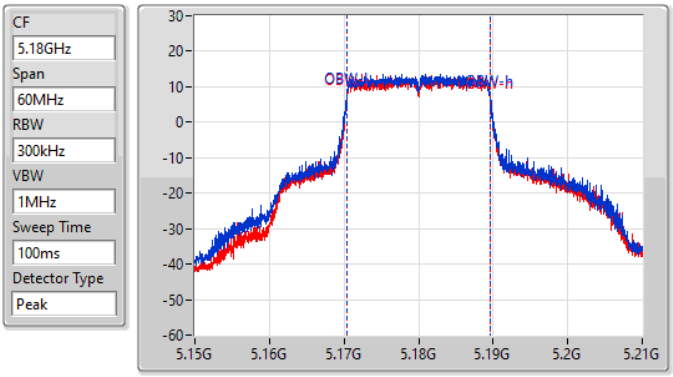

26dB(Hz)	Fl-26dB(Hz)	Fh-26dB(Hz)	OBW(Hz)	Fl-OBW(Hz)	Fh-OBW(Hz)	Limit(Hz)	Port
29.91M	5.16488G	5.19479G	19.34M	5.170345G	5.189685G	Inf	1
28.41M	5.16545G	5.19386G	19.34M	5.170345G	5.189685G	Inf	2

802.11ax HEW20_Nss2,(MCS0)_2TX EBW

5200MHz

30/12/2021

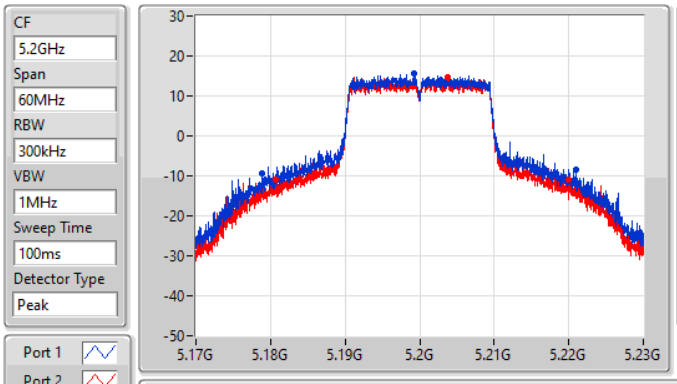

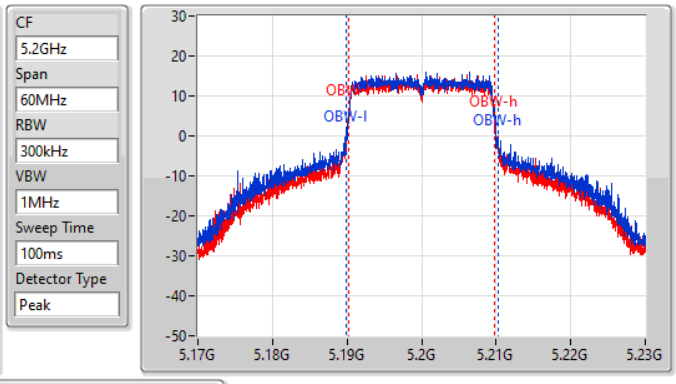

26dB(Hz)	Fl-26dB(Hz)	Fh-26dB(Hz)	OBW(Hz)	Fl-OBW(Hz)	Fh-OBW(Hz)	Limit(Hz)	Port
42.12M	5.17888G	5.221G	20.45M	5.189805G	5.210255G	Inf	1
39.3M	5.18065G	5.21995G	19.67M	5.190165G	5.209835G	Inf	2

802.11ax HEW20_Nss2,(MCS0)_2TX EBW

5240MHz

30/12/2021

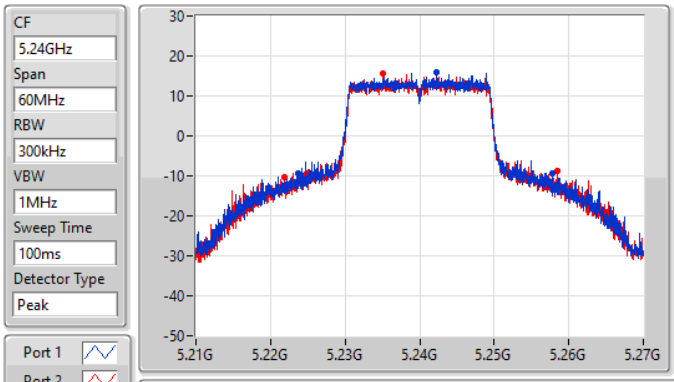

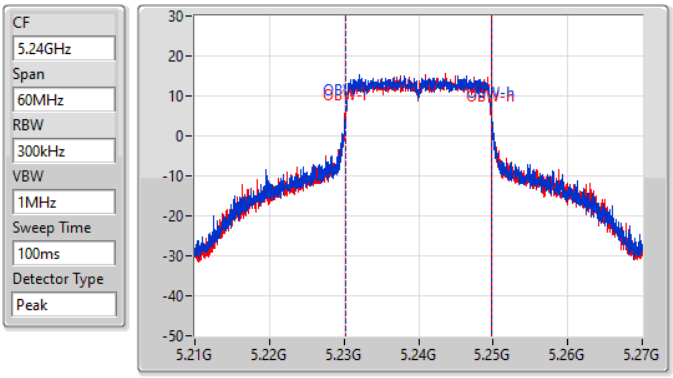

26dB(Hz)	Fl-26dB(Hz)	Fh-26dB(Hz)	OBW(Hz)	Fl-OBW(Hz)	Fh-OBW(Hz)	Limit(Hz)	Port
34.02M	5.22374G	5.25776G	19.55M	5.230195G	5.249745G	Inf	1
36.48M	5.22191G	5.25839G	19.52M	5.230225G	5.249745G	Inf	2

802.11ax HEW20_Nss2,(MCS0)_2TX EBW

5745MHz

30/12/2021

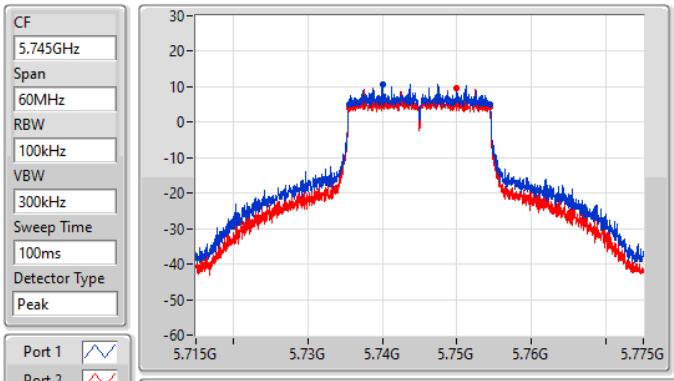

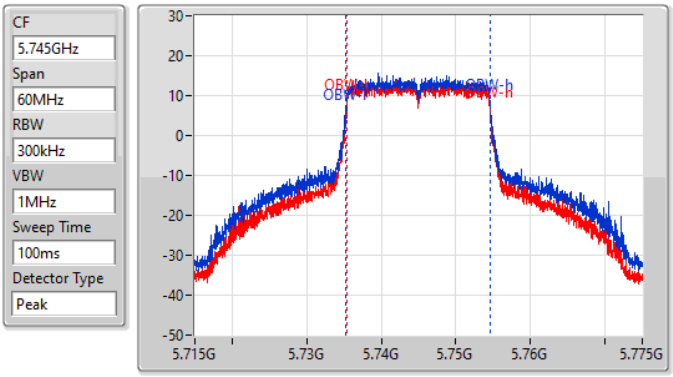

6dB(Hz)	Fl-6dB(Hz)	Fh-6dB(Hz)	OBW(Hz)	Fl-OBW(Hz)	Fh-OBW(Hz)	Limit(Hz)	Port
18.9M	5.73549G	5.75439G	19.4M	5.735255G	5.754655G	500k	1
18.87M	5.73549G	5.75436G	19.22M	5.735375G	5.754595G	500k	2

802.11ax HEW20_Nss2,(MCS0)_2TX EBW

5745MHz

30/12/2021

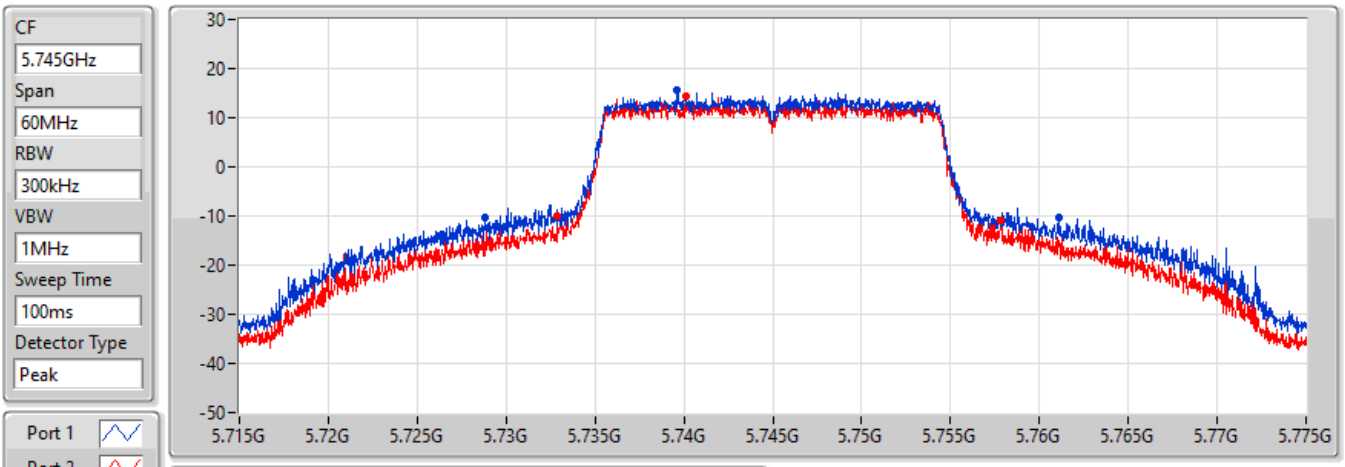

26dB(Hz)	Fl-26dB(Hz)	Fh-26dB(Hz)	Limit(Hz)	Port
32.25M	5.72883G	5.76108G	Inf	1
24.96M	5.73288G	5.75784G	Inf	2

802.11ax HEW20_Nss2,(MCS0)_2TX EBW

5785MHz

30/12/2021

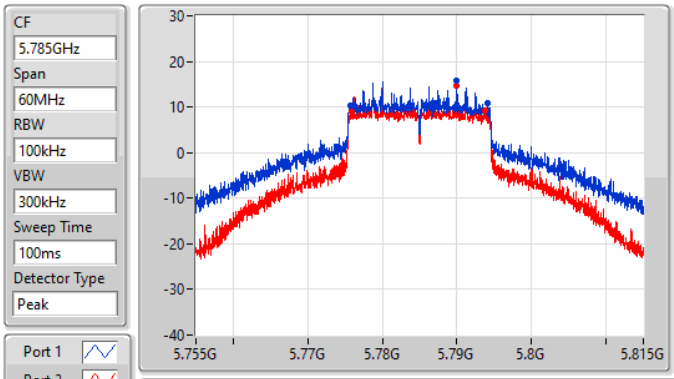

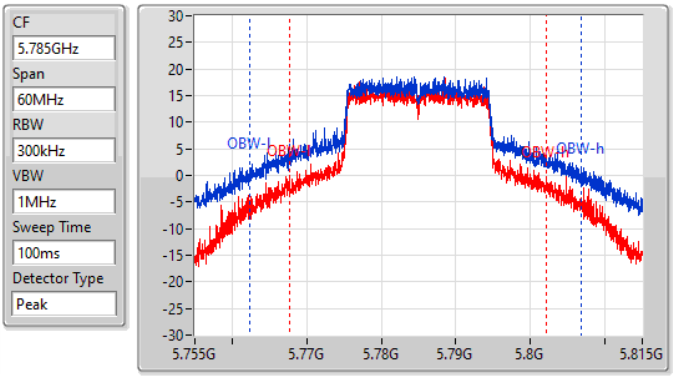

6dB(Hz)	Fl-6dB(Hz)	Fh-6dB(Hz)	OBW(Hz)	Fl-OBW(Hz)	Fh-OBW(Hz)	Limit(Hz)	Port
18.45M	5.7757G	5.79415G	44.468M	5.762391G	5.806859G	500k	1
17.97M	5.77588G	5.79385G	34.513M	5.767669G	5.802181G	500k	2

802.11ax HEW20_Nss2,(MCS0)_2TX EBW

5785MHz

30/12/2021

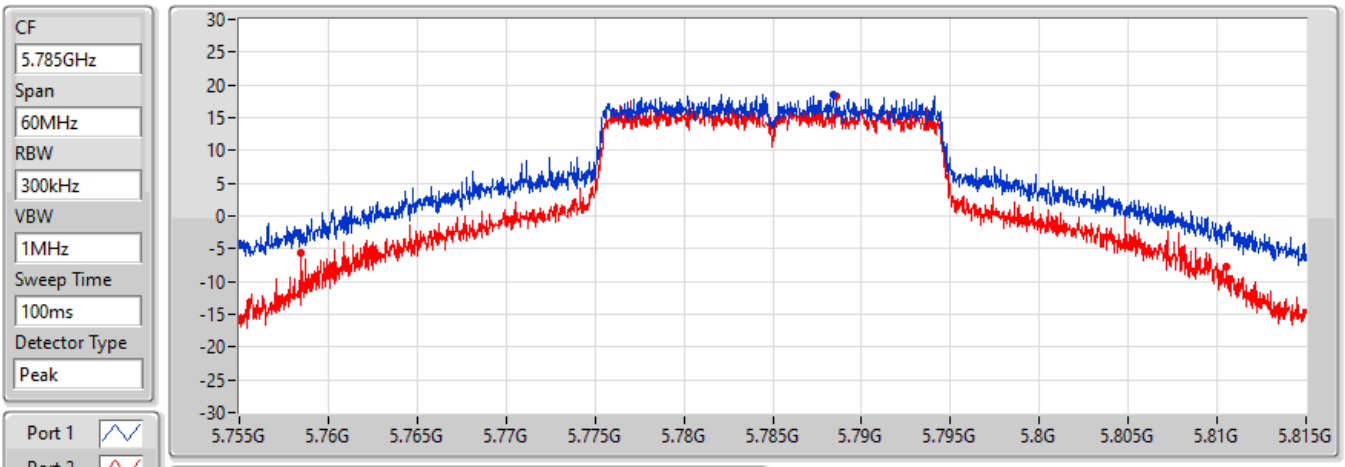

26dB(Hz)	Fl-26dB(Hz)	Fh-26dB(Hz)	Limit(Hz)	Port
60M	5.755G	5.815G	Inf	1
52.02M	5.75848G	5.8105G	Inf	2

802.11ax HEW20_Nss2,(MCS0)_2TX EBW

5825MHz

30/12/2021

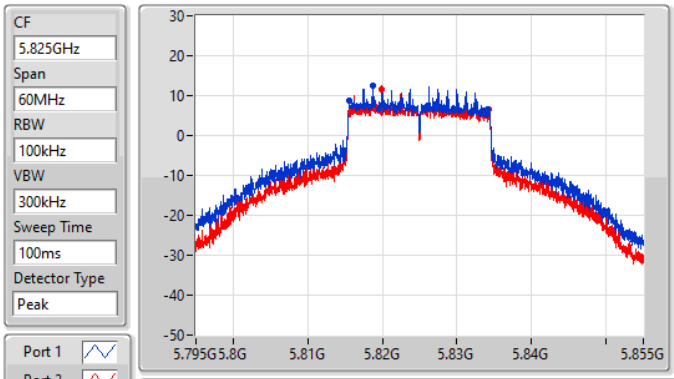

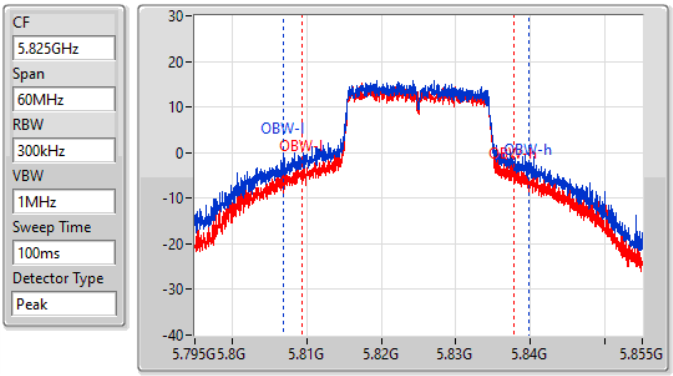

6dB(Hz)	Fl-6dB(Hz)	Fh-6dB(Hz)	OBW(Hz)	Fl-OBW(Hz)	Fh-OBW(Hz)	Limit(Hz)	Port
18.57M	5.81552G	5.83409G	32.954M	5.806859G	5.839813G	500k	1
18.63M	5.81567G	5.8343G	28.396M	5.809318G	5.837714G	500k	2

802.11ax HEW20_Nss2,(MCS0)_2TX EBW

5825MHz

30/12/2021

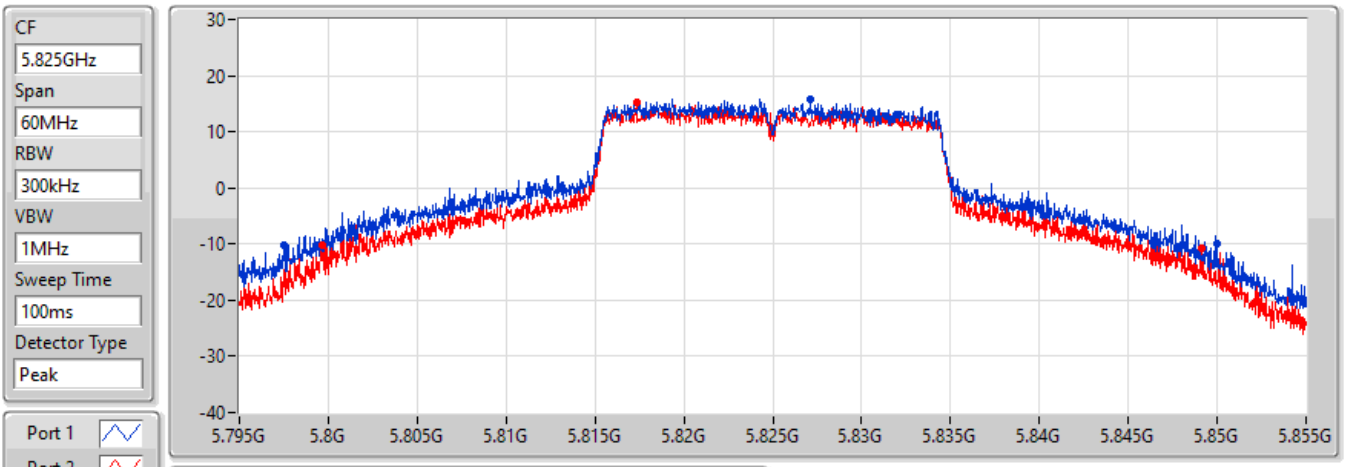

26dB(Hz)	Fl-26dB(Hz)	Fh-26dB(Hz)	Limit(Hz)	Port
52.44M	5.79752G	5.84996G	Inf	1
49.53M	5.79962G	5.84915G	Inf	2

802.11ax HEW40_Nss2,(MCS0)_2TX EBW

5190MHz

30/12/2021

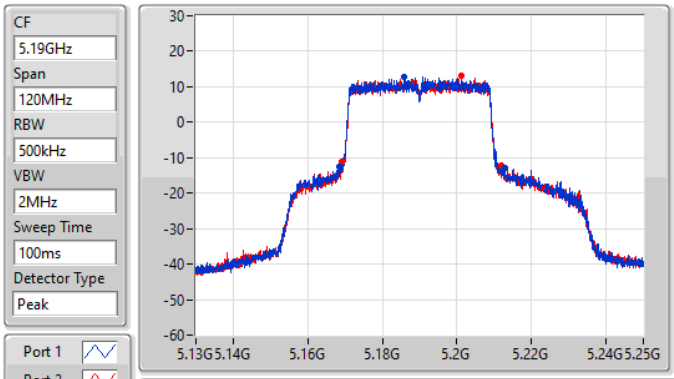

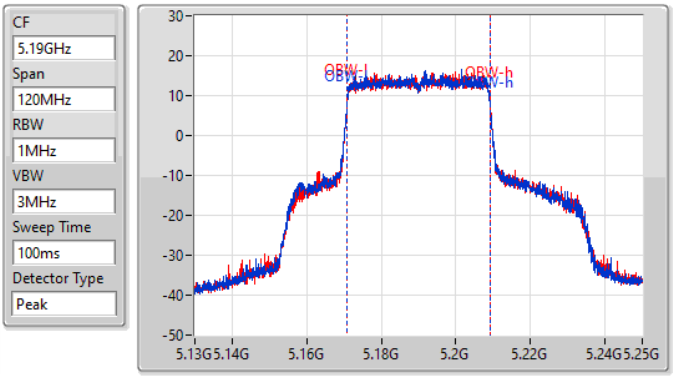

26dB(Hz)	Fl-26dB(Hz)	Fh-26dB(Hz)	OBW(Hz)	Fl-OBW(Hz)	Fh-OBW(Hz)	Limit(Hz)	Port
44.4M	5.1684G	5.2128G	38.201M	5.17093G	5.20913G	Inf	1
42.84M	5.16906G	5.2119G	38.201M	5.17093G	5.20913G	Inf	2

802.11ax HEW40_Nss2,(MCS0)_2TX EBW

5230MHz

30/12/2021

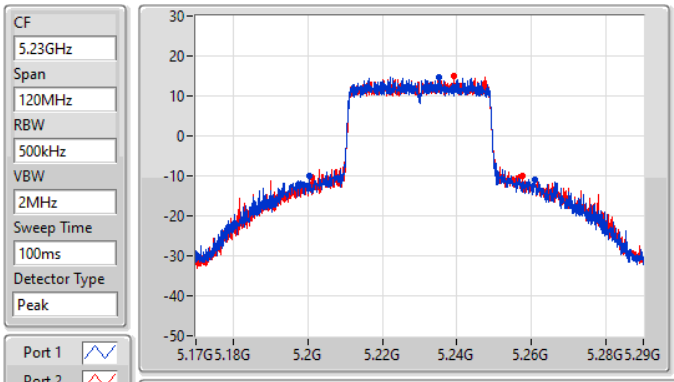

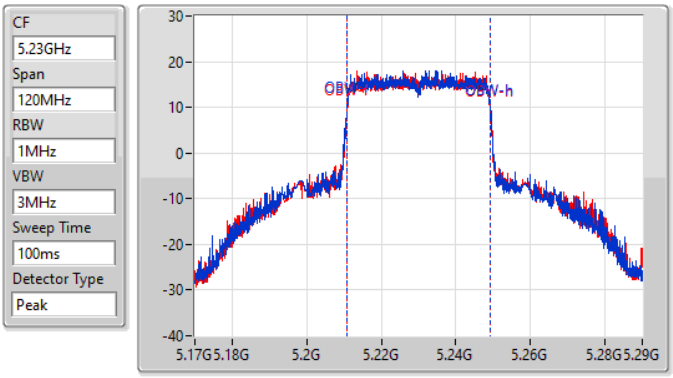

26dB(Hz)	Fl-26dB(Hz)	Fh-26dB(Hz)	OBW(Hz)	Fl-OBW(Hz)	Fh-OBW(Hz)	Limit(Hz)	Port
60.42M	5.20048G	5.2609G	38.621M	5.21063G	5.24925G	Inf	1
56.52M	5.20096G	5.25748G	38.621M	5.21069G	5.24931G	Inf	2

802.11ax HEW40_Nss2,(MCS0)_2TX EBW

5755MHz

30/12/2021

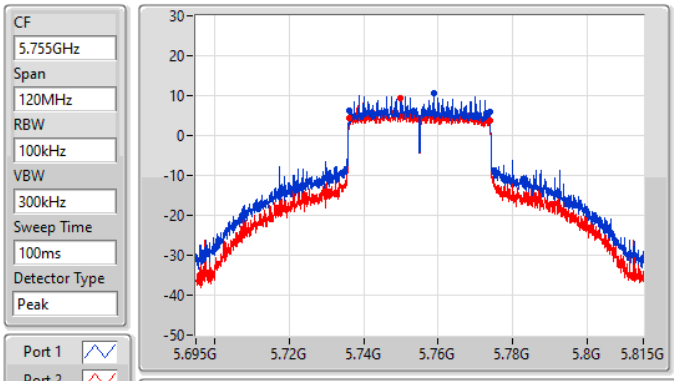

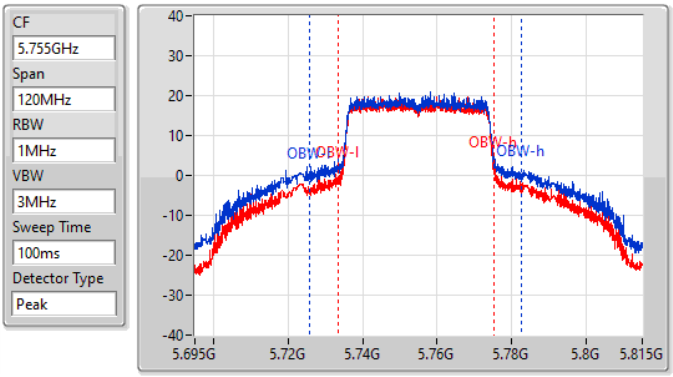

6dB(Hz)	Fl-6dB(Hz)	Fh-6dB(Hz)	OBW(Hz)	Fl-OBW(Hz)	Fh-OBW(Hz)	Limit(Hz)	Port
37.62M	5.7361G	5.77372G	56.792M	5.725735G	5.782526G	500k	1
37.68M	5.7361G	5.77378G	41.799M	5.733591G	5.77539G	500k	2

802.11ax HEW40_Nss2,(MCS0)_2TX EBW

5755MHz

30/12/2021

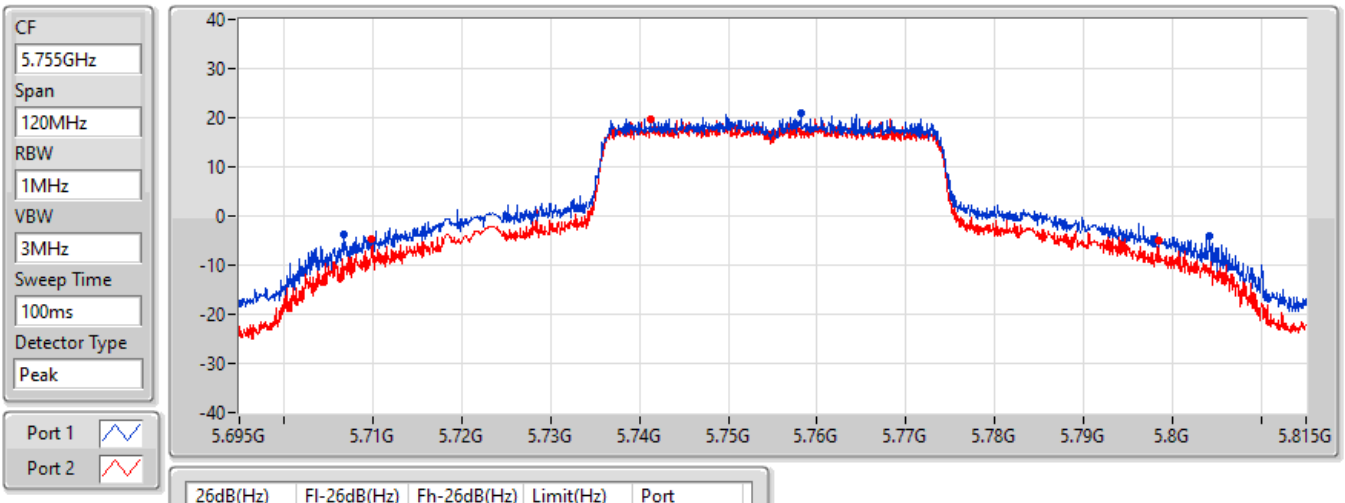

26dB(Hz)	Fl-26dB(Hz)	Fh-26dB(Hz)	Limit(Hz)	Port
97.38M	5.70682G	5.8042G	Inf	1
88.5M	5.70988G	5.79838G	Inf	2

802.11ax HEW40_Nss2,(MCS0)_2TX EBW

5795MHz

30/12/2021

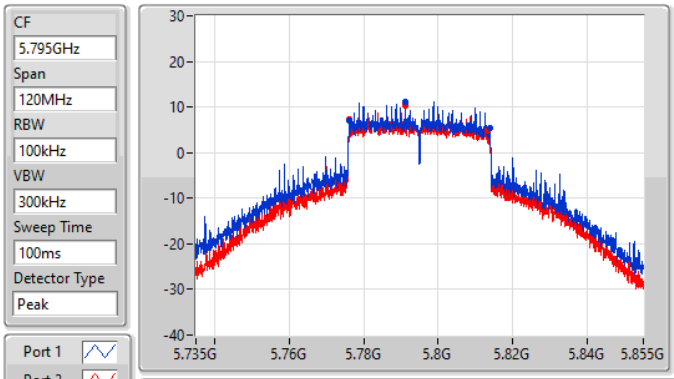

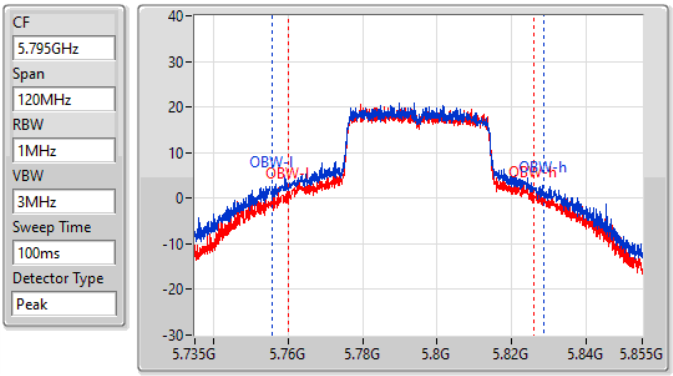

6dB(Hz)	Fl-6dB(Hz)	Fh-6dB(Hz)	OBW(Hz)	Fl-OBW(Hz)	Fh-OBW(Hz)	Limit(Hz)	Port
37.68M	5.7761G	5.81378G	72.864M	5.75584G	5.828703G	500k	1
36.96M	5.77616G	5.81312G	65.727M	5.760097G	5.825825G	500k	2

802.11ax HEW40_Nss2,(MCS0)_2TX EBW

5795MHz

30/12/2021

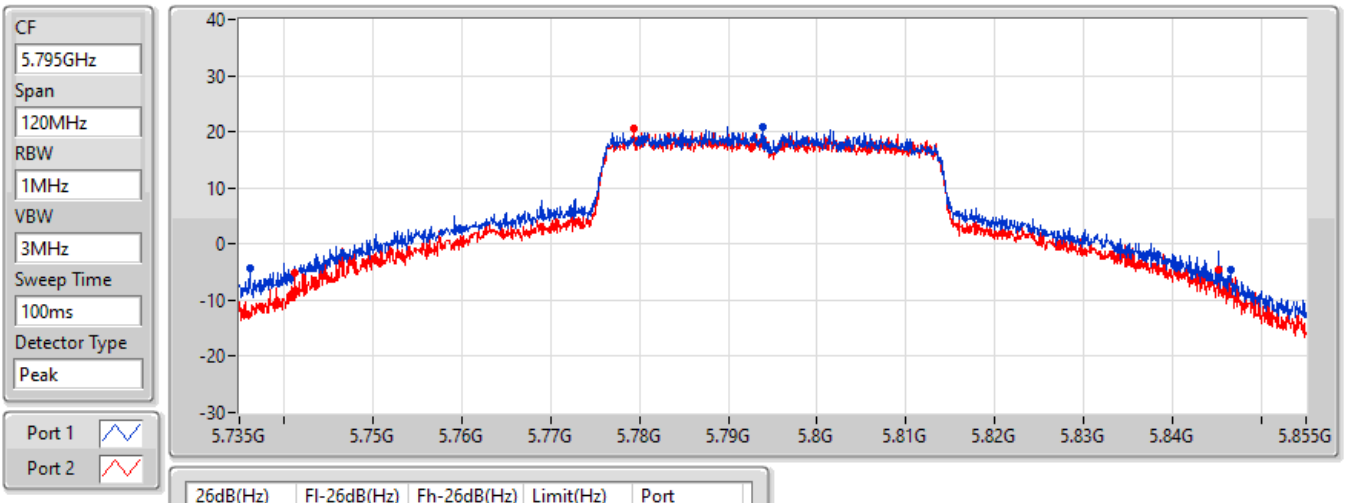

26dB(Hz)	Fl-26dB(Hz)	Fh-26dB(Hz)	Limit(Hz)	Port
110.34M	5.73614G	5.84648G	Inf	1
103.8M	5.7413G	5.8451G	Inf	2

802.11ax HEW80_Nss2,(MCS0)_2TX EBW

5210MHz

30/12/2021

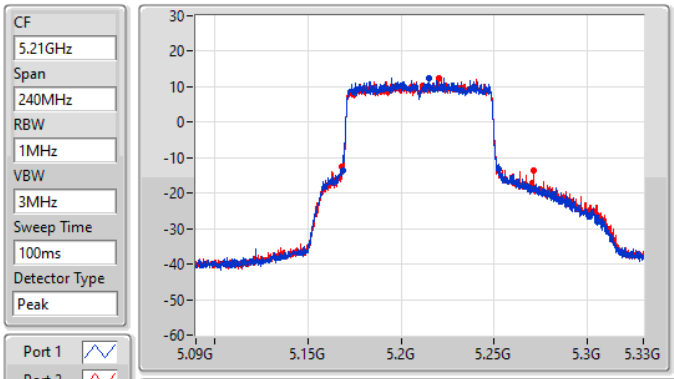

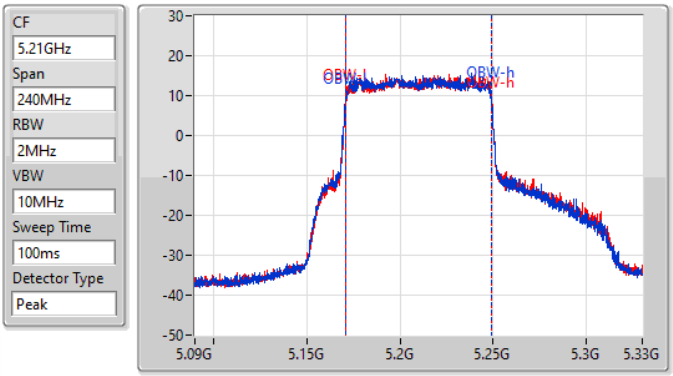

26dB(Hz)	Fl-26dB(Hz)	Fh-26dB(Hz)	OBW(Hz)	Fl-OBW(Hz)	Fh-OBW(Hz)	Limit(Hz)	Port
84M	5.1686G	5.2526G	77.841M	5.171139G	5.248981G	Inf	1
103.08M	5.16824G	5.27132G	77.961M	5.171139G	5.2491G	Inf	2

802.11ax HEW80_Nss2,(MCS0)_2TX EBW

5775MHz

30/12/2021

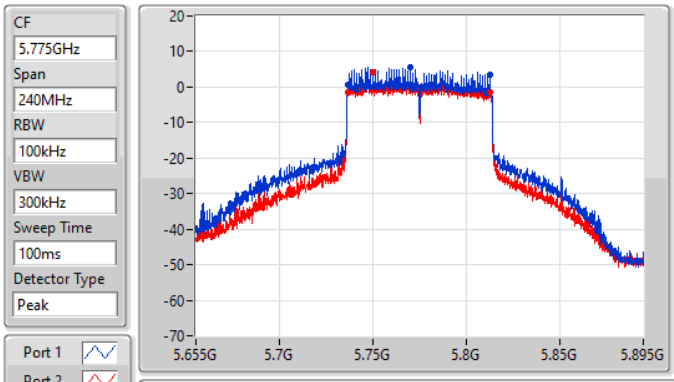

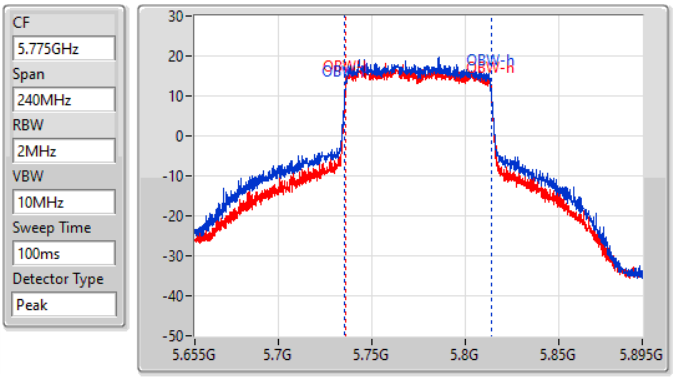

6dB(Hz)	Fl-6dB(Hz)	Fh-6dB(Hz)	OBW(Hz)	Fl-OBW(Hz)	Fh-OBW(Hz)	Limit(Hz)	Port
76.08M	5.73648G	5.81256G	78.441M	5.73542G	5.813861G	500k	1
76.68M	5.73636G	5.81304G	78.201M	5.73566G	5.813861G	500k	2

802.11ax HEW80_Nss2,(MCS0)_2TX EBW

5775MHz

30/12/2021

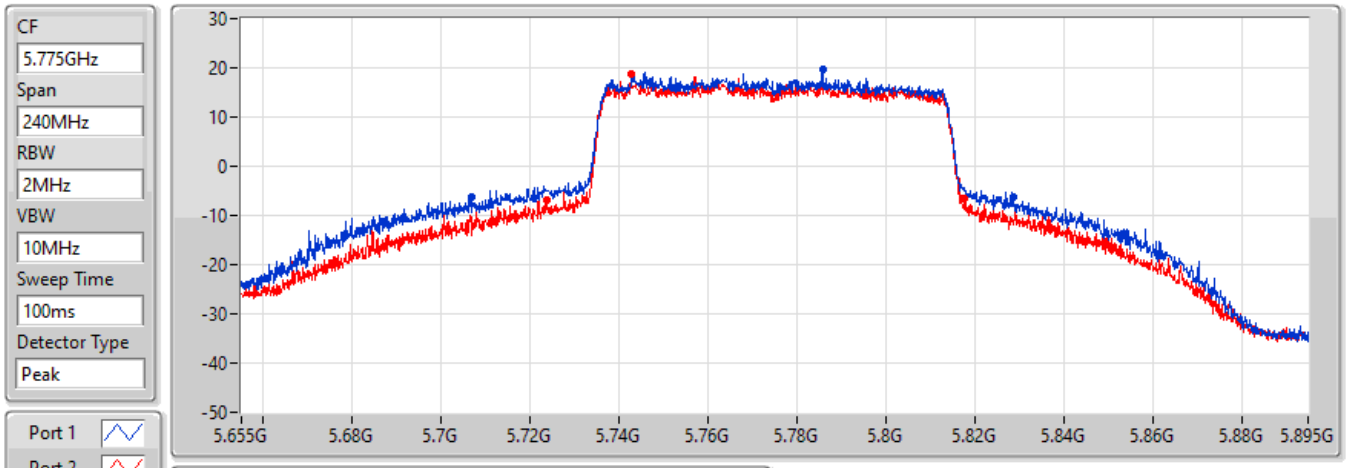

26dB(Hz)	Fl-26dB(Hz)	Fh-26dB(Hz)	Limit(Hz)	Port
121.92M	5.70672G	5.82864G	Inf	1
93.84M	5.72388G	5.81772G	Inf	2

For 4T1S
Summary

Mode	Max-N dB (Hz)	Max-OBW (Hz)	ITU-Code	Min-N dB (Hz)	Min-OBW (Hz)
5.15-5.25GHz	-	-	-	-	-
802.11a_Nss1,(6Mbps)_4TX	33.39M	17.871M	17M9D1D	25.53M	17.241M
802.11ax HEW20_Nss1,(MCS0)_4TX	33.15M	19.34M	19M3D1D	22.59M	19.19M
802.11ax HEW40_Nss1,(MCS0)_4TX	50.28M	38.261M	38M3D1D	42.66M	38.081M
802.11ax HEW80_Nss1,(MCS0)_4TX	89.88M	78.081M	78M1D1D	86.04M	77.841M
5.725-5.85GHz	-	-	-	-	-
802.11a_Nss1,(6Mbps)_4TX	16.56M	18.651M	18M7D1D	16.29M	17.421M
802.11ax HEW20_Nss1,(MCS0)_4TX	18.99M	20.12M	20M1D1D	18.78M	19.25M
802.11ax HEW40_Nss1,(MCS0)_4TX	37.8M	46.717M	46M7D1D	37.44M	38.561M
802.11ax HEW80_Nss1,(MCS0)_4TX	77.52M	78.081M	78M1D1D	76.68M	77.961M

Max-N dB = Maximum 6dB down bandwidth for 5.725-5.85GHz band / Maximum 26dB down bandwidth for other band;
Max-OBW = Maximum 99% occupied bandwidth;
Min-N dB = Minimum 6dB down bandwidth for 5.725-5.85GHz band / Maximum 26dB down bandwidth for other band;
Min-OBW = Minimum 99% occupied bandwidth

Result

Mode	Result	Limit (Hz)	Port 1-N dB (Hz)	Port 1-OBW (Hz)	Port 2-N dB (Hz)	Port 2-OBW (Hz)	Port 3-N dB (Hz)	Port 3-OBW (Hz)	Port 4-N dB (Hz)	Port 4-OBW (Hz)
802.11a_Nss1,(6Mbps)_4TX	-	-	-	-	-	-	-	-	-	-
5180MHz	Pass	Inf	30.96M	17.871M	30.12M	17.751M	26.85M	17.721M	28.14M	17.511M
5200MHz	Pass	Inf	28.65M	17.601M	28.8M	17.361M	25.53M	17.451M	26.67M	17.241M
5240MHz	Pass	Inf	32.07M	17.691M	33.36M	17.451M	33.39M	17.631M	28.86M	17.271M
5745MHz	Pass	500k	16.56M	17.721M	16.32M	17.631M	16.32M	17.421M	16.47M	17.601M
5785MHz	Pass	500k	16.32M	18.651M	16.32M	18.111M	16.32M	17.781M	16.35M	18.171M
5825MHz	Pass	500k	16.38M	18.051M	16.32M	17.691M	16.29M	17.661M	16.29M	17.841M
802.11ax HEW20_Nss1,(MCS0)_4TX	-	-	-	-	-	-	-	-	-	-
5180MHz	Pass	Inf	26.34M	19.34M	31.68M	19.28M	26.64M	19.31M	26.76M	19.28M
5200MHz	Pass	Inf	32.22M	19.34M	29.79M	19.28M	28.35M	19.28M	33.15M	19.25M
5240MHz	Pass	Inf	28.08M	19.25M	23.16M	19.22M	25.29M	19.22M	22.59M	19.19M
5745MHz	Pass	500k	18.81M	19.4M	18.84M	19.43M	18.84M	19.25M	18.78M	19.4M
5785MHz	Pass	500k	18.96M	19.49M	18.87M	19.4M	18.9M	19.31M	18.96M	19.4M
5825MHz	Pass	500k	18.96M	20M	18.81M	19.82M	18.99M	19.58M	18.78M	20.12M
802.11ax HEW40_Nss1,(MCS0)_4TX	-	-	-	-	-	-	-	-	-	-
5190MHz	Pass	Inf	42.84M	38.141M	47.34M	38.261M	43.08M	38.201M	42.66M	38.141M
5230MHz	Pass	Inf	50.16M	38.261M	48.6M	38.201M	50.28M	38.261M	43.08M	38.081M
5755MHz	Pass	500k	37.8M	39.22M	37.62M	39.34M	37.44M	38.561M	37.68M	40M
5795MHz	Pass	500k	37.5M	46.717M	37.68M	43.778M	37.44M	40.12M	37.44M	45.337M
802.11ax HEW80_Nss1,(MCS0)_4TX	-	-	-	-	-	-	-	-	-	-
5210MHz	Pass	Inf	87.48M	78.081M	89.88M	77.961M	86.04M	77.961M	86.16M	77.841M
5775MHz	Pass	500k	77.28M	77.961M	76.68M	78.081M	77.52M	77.961M	77.52M	78.081M

Port X-N dB = Port X 6dB down bandwidth for 5.725-5.85GHz band / 26dB down bandwidth for other band
Port X-OBW = Port X 99% occupied bandwidth

802.11a_Nss1,(6Mbps)_4TX EBW

5180MHz

29/12/2021

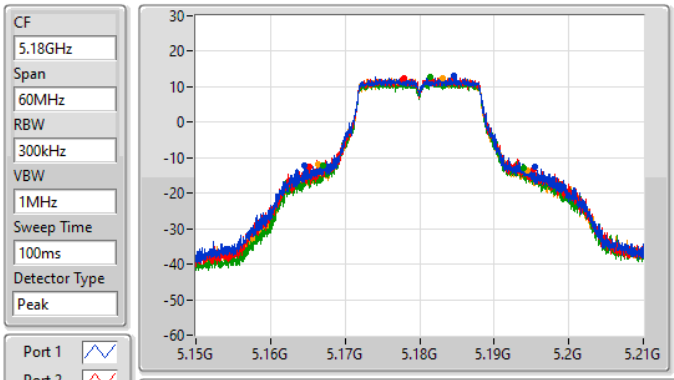

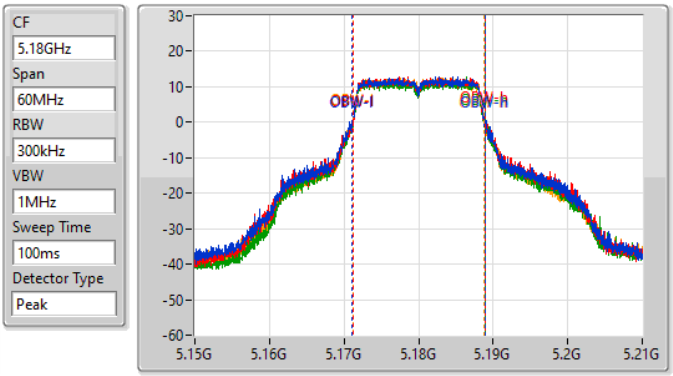

26dB(Hz)	Fl-26dB(Hz)	Fh-26dB(Hz)	OBW(Hz)	Fl-OBW(Hz)	Fh-OBW(Hz)	Limit(Hz)	Port
30.96M	5.16446G	5.19542G	17.871M	5.171064G	5.188936G	Inf	1
30.12M	5.16518G	5.1953G	17.751M	5.171154G	5.188906G	Inf	2
26.85M	5.1671G	5.19395G	17.721M	5.171184G	5.188906G	Inf	3
28.14M	5.16632G	5.19446G	17.511M	5.171244G	5.188756G	Inf	4

802.11a_Nss1,(6Mbps)_4TX EBW

5200MHz

29/12/2021

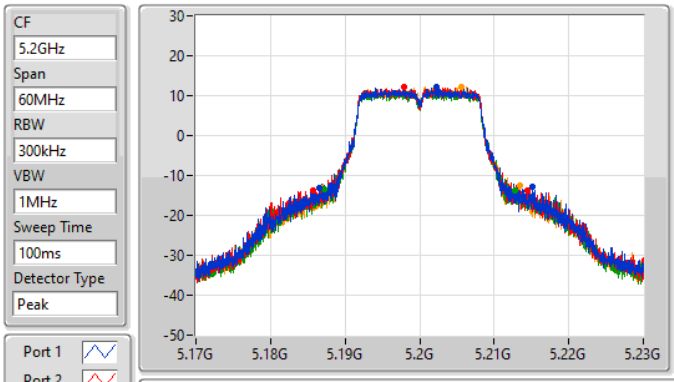

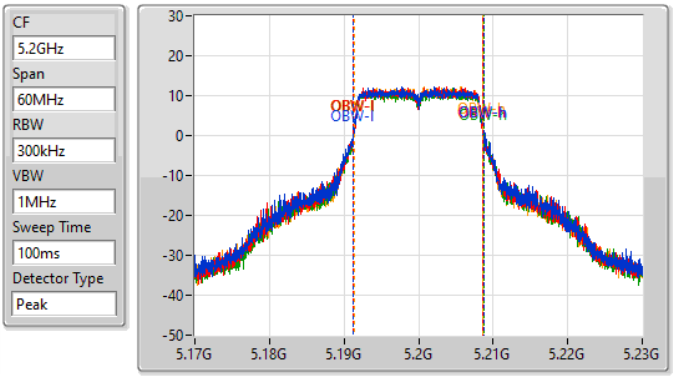

26dB(Hz)	Fl-26dB(Hz)	Fh-26dB(Hz)	OBW(Hz)	Fl-OBW(Hz)	Fh-OBW(Hz)	Limit(Hz)	Port
28.65M	5.18653G	5.21518G	17.601M	5.191184G	5.208786G	Inf	1
28.8M	5.18572G	5.21452G	17.361M	5.191304G	5.208666G	Inf	2
25.53M	5.18725G	5.21278G	17.451M	5.191274G	5.208726G	Inf	3
26.67M	5.18686G	5.21353G	17.241M	5.191364G	5.208606G	Inf	4

802.11a_Nss1,(6Mbps)_4TX EBW

5240MHz

29/12/2021

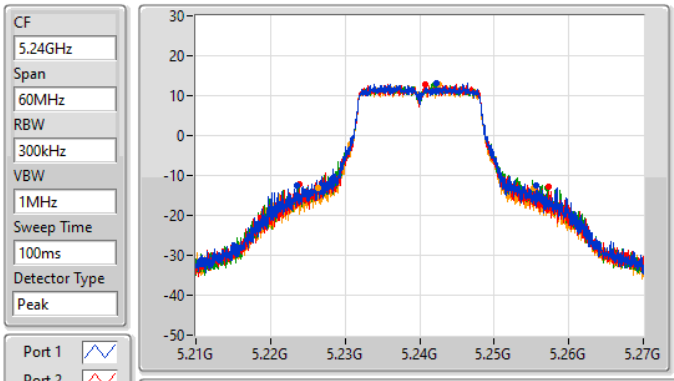

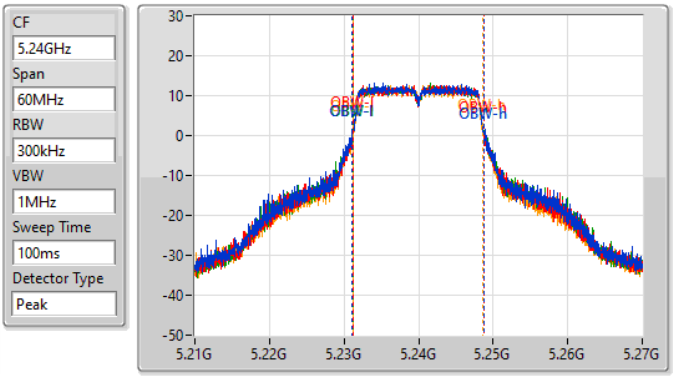

26dB(Hz)	Fl-26dB(Hz)	Fh-26dB(Hz)	OBW(Hz)	Fl-OBW(Hz)	Fh-OBW(Hz)	Limit(Hz)	Port
32.07M	5.22362G	5.25569G	17.691M	5.231094G	5.248786G	Inf	1
33.36M	5.22386G	5.25722G	17.451M	5.231274G	5.248726G	Inf	2
33.39M	5.22368G	5.25707G	17.631M	5.231154G	5.248786G	Inf	3
28.86M	5.22638G	5.25524G	17.271M	5.231304G	5.248576G	Inf	4

802.11a_Nss1,(6Mbps)_4TX EBW

5745MHz

29/12/2021

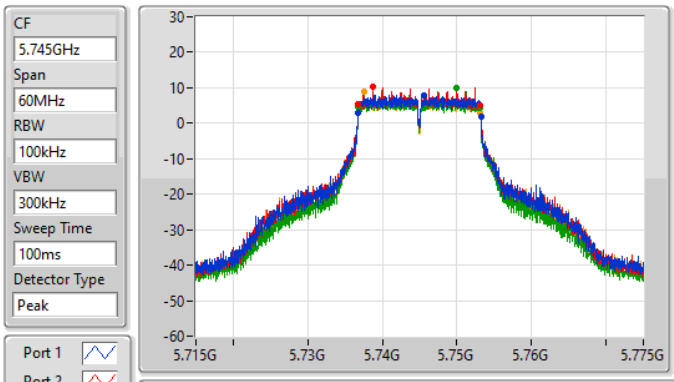

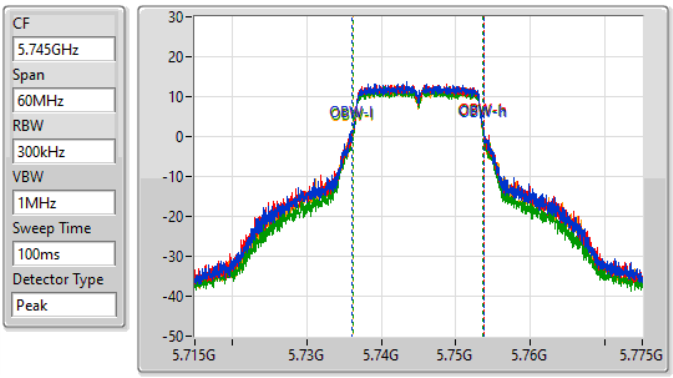

6dB(Hz)	Fl-6dB(Hz)	Fh-6dB(Hz)	OBW(Hz)	Fl-OBW(Hz)	Fh-OBW(Hz)	Limit(Hz)	Port
16.56M	5.73669G	5.75325G	17.721M	5.736064G	5.753786G	500k	1
16.32M	5.73681G	5.75313G	17.631M	5.736124G	5.753756G	500k	2
16.32M	5.73681G	5.75313G	17.421M	5.736214G	5.753636G	500k	3
16.47M	5.73669G	5.75316G	17.601M	5.736154G	5.753756G	500k	4

802.11a_Nss1,(6Mbps)_4TX EBW

5745MHz

29/12/2021

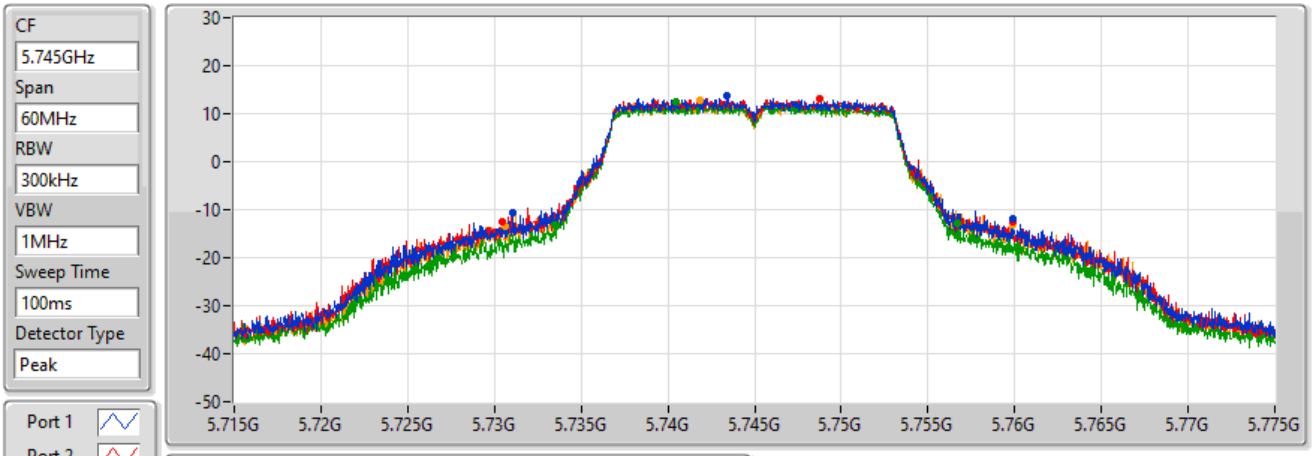

26dB(Hz)	Fl-26dB(Hz)	Fh-26dB(Hz)	Limit(Hz)	Port
28.77M	5.73108G	5.75985G	Inf	1
29.46M	5.73042G	5.75988G	Inf	2
23.25M	5.73348G	5.75673G	Inf	3
29.28M	5.73063G	5.75991G	Inf	4

802.11a_Nss1,(6Mbps)_4TX EBW

5785MHz

29/12/2021

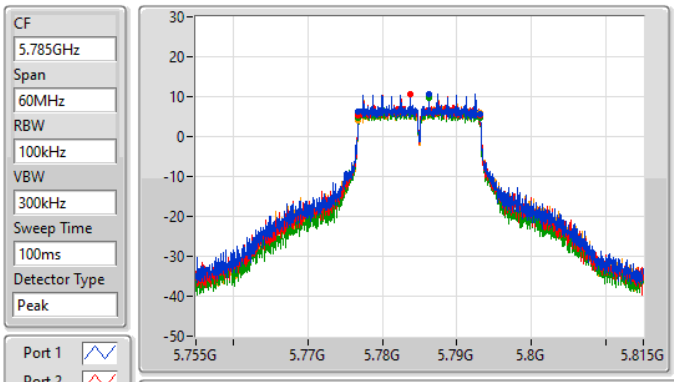

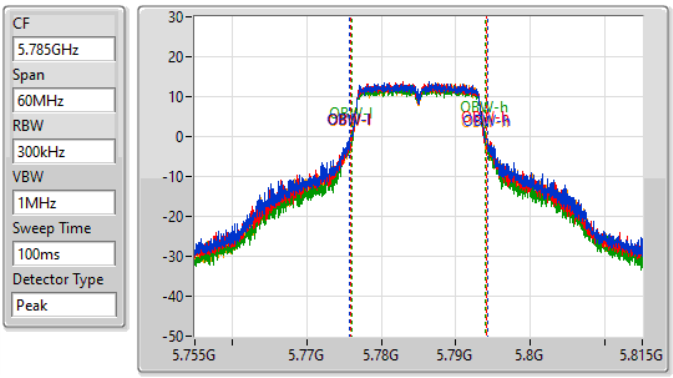

6dB(Hz)	Fl-6dB(Hz)	Fh-6dB(Hz)	OBW(Hz)	Fl-OBW(Hz)	Fh-OBW(Hz)	Limit(Hz)	Port
16.32M	5.77681G	5.79313G	18.651M	5.775645G	5.794295G	500k	1
16.32M	5.77681G	5.79313G	18.111M	5.775945G	5.794055G	500k	2
16.32M	5.77681G	5.79313G	17.781M	5.776094G	5.793876G	500k	3
16.35M	5.77678G	5.79313G	18.171M	5.775975G	5.794145G	500k	4

802.11a_Nss1,(6Mbps)_4TX EBW

5785MHz

29/12/2021

CF 5.785GHz
Span 60MHz
RBW 300kHz
VBW 1MHz
Sweep Time 100ms
Detector Type Peak

Port 1
Port 2
Port 3
Port 4

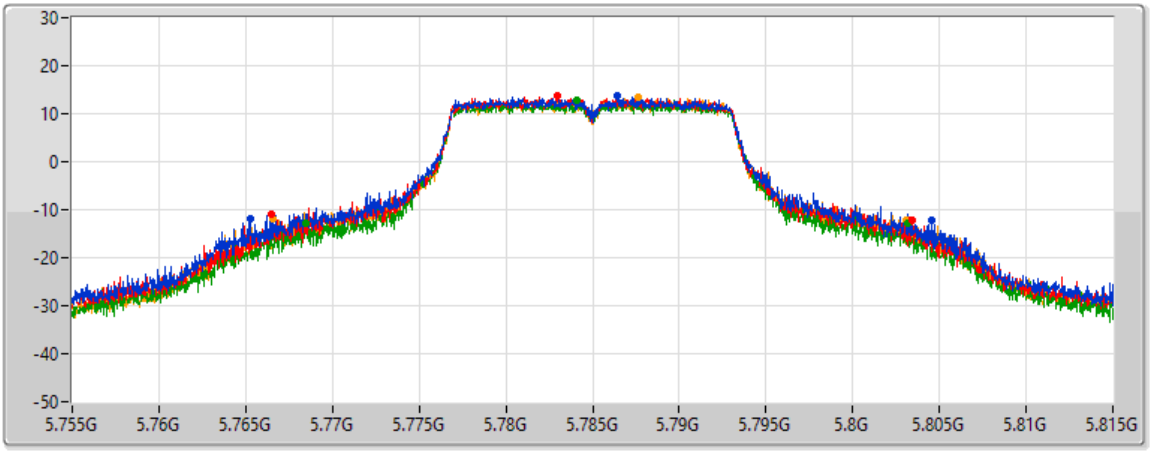

26dB(Hz)	Fl-26dB(Hz)	Fh-26dB(Hz)	Limit(Hz)	Port
39.3M	5.76526G	5.80456G	Inf	1
36.93M	5.76652G	5.80345G	Inf	2
34.71M	5.76844G	5.80315G	Inf	3
36.51M	5.76655G	5.80306G	Inf	4

802.11a_Nss1,(6Mbps)_4TX EBW

5825MHz

29/12/2021

CF 5.825GHz
Span 60MHz
RBW 100kHz
VBW 300kHz
Sweep Time 100ms
Detector Type Peak

Port 1
Port 2
Port 3
Port 4

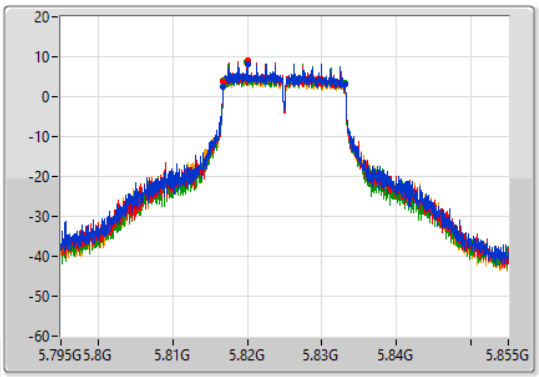

CF 5.825GHz
Span 60MHz
RBW 300kHz
VBW 1MHz
Sweep Time 100ms
Detector Type Peak

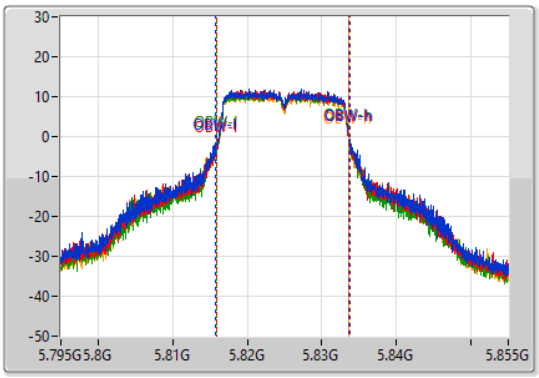

6dB(Hz)	Fl-6dB(Hz)	Fh-6dB(Hz)	OBW(Hz)	Fl-OBW(Hz)	Fh-OBW(Hz)	Limit(Hz)	Port
16.38M	5.81675G	5.83313G	18.051M	5.815705G	5.833756G	500k	1
16.32M	5.81681G	5.83313G	17.691M	5.815945G	5.833636G	500k	2
16.29M	5.81681G	5.8331G	17.661M	5.815945G	5.833606G	500k	3
16.29M	5.81681G	5.8331G	17.841M	5.815825G	5.833666G	500k	4

802.11a_Nss1,(6Mbps)_4TX EBW

5825MHz

29/12/2021

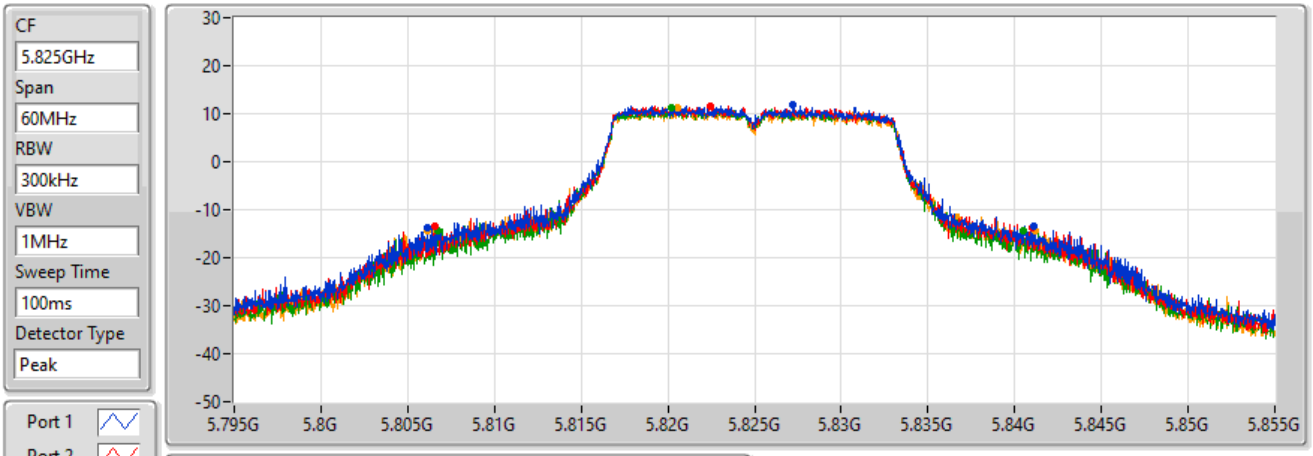

26dB(Hz)	Fl-26dB(Hz)	Fh-26dB(Hz)	Limit(Hz)	Port
35.04M	5.8061G	5.84114G	Inf	1
34.44M	5.80655G	5.84099G	Inf	2
33.75M	5.80673G	5.84048G	Inf	3
35.1M	5.8061G	5.8412G	Inf	4

802.11ax HEW20_Nss1,(MCS0)_4TX EBW

5180MHz

29/12/2021

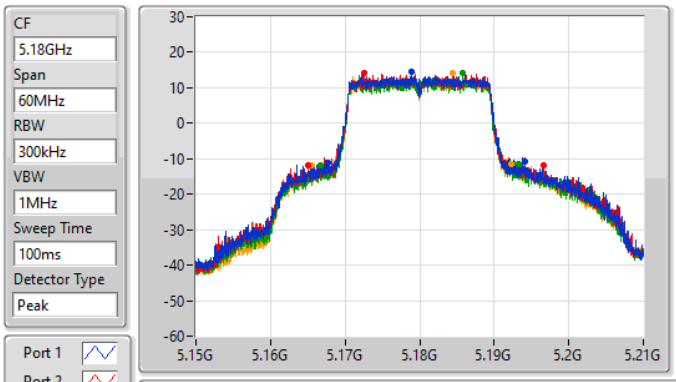

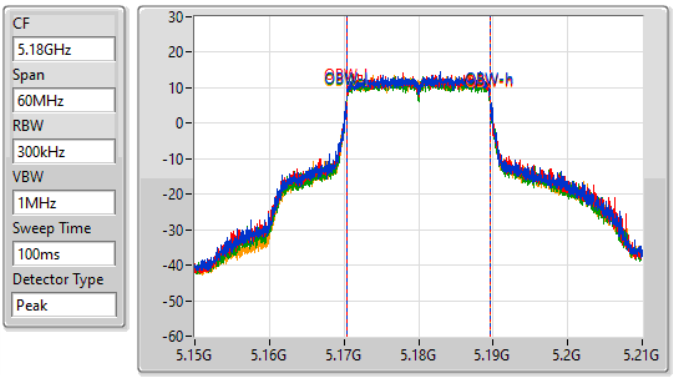

26dB(Hz)	Fl-26dB(Hz)	Fh-26dB(Hz)	OBW(Hz)	Fl-OBW(Hz)	Fh-OBW(Hz)	Limit(Hz)	Port
26.34M	5.16773G	5.19407G	19.34M	5.170315G	5.189655G	Inf	1
31.68M	5.16503G	5.19671G	19.28M	5.170375G	5.189655G	Inf	2
26.64M	5.16671G	5.19335G	19.31M	5.170345G	5.189655G	Inf	3
26.76M	5.16551G	5.19227G	19.28M	5.170345G	5.189625G	Inf	4

802.11ax HEW20_Nss1,(MCS0)_4TX EBW

5200MHz

29/12/2021

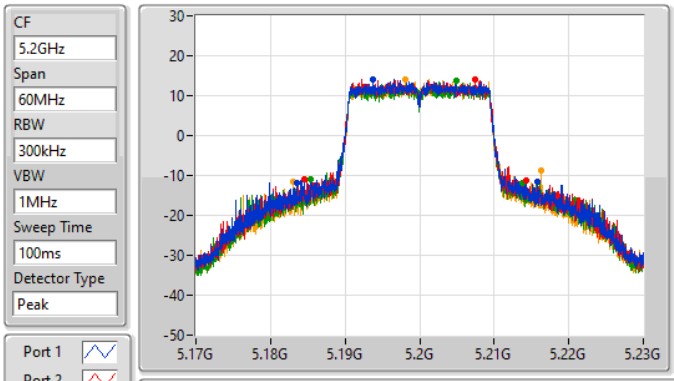

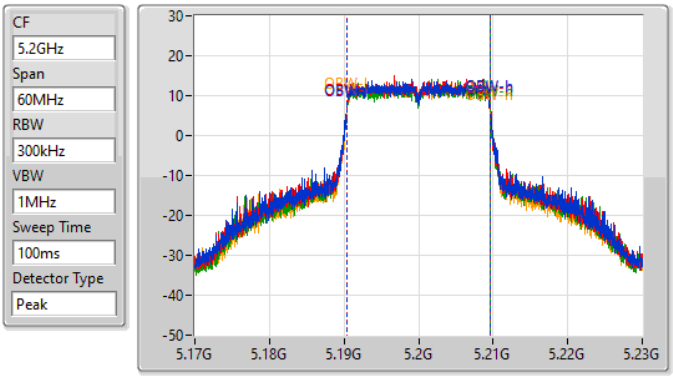

26dB(Hz)	Fl-26dB(Hz)	Fh-26dB(Hz)	OBW(Hz)	Fl-OBW(Hz)	Fh-OBW(Hz)	Limit(Hz)	Port
32.22M	5.18356G	5.21578G	19.34M	5.190315G	5.209655G	Inf	1
29.79M	5.18458G	5.21437G	19.28M	5.190345G	5.209625G	Inf	2
28.35M	5.18545G	5.2138G	19.28M	5.190345G	5.209625G	Inf	3
33.15M	5.18311G	5.21626G	19.25M	5.190345G	5.209595G	Inf	4

802.11ax HEW20_Nss1,(MCS0)_4TX EBW

5240MHz

29/12/2021

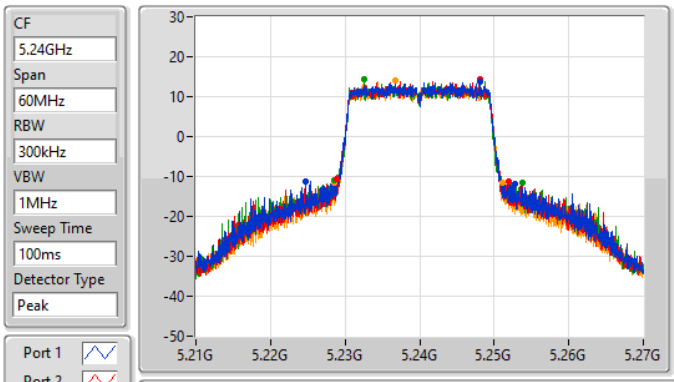

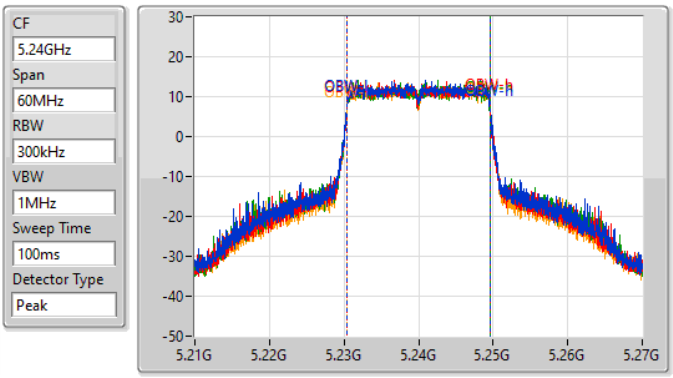

26dB(Hz)	Fl-26dB(Hz)	Fh-26dB(Hz)	OBW(Hz)	Fl-OBW(Hz)	Fh-OBW(Hz)	Limit(Hz)	Port
28.08M	5.2247G	5.25278G	19.25M	5.230345G	5.249595G	Inf	1
23.16M	5.22881G	5.25197G	19.22M	5.230405G	5.249625G	Inf	2
25.29M	5.22851G	5.2538G	19.22M	5.230375G	5.249595G	Inf	3
22.59M	5.2286G	5.25119G	19.19M	5.230375G	5.249565G	Inf	4

802.11ax HEW20_Nss1,(MCS0)_4TX EBW

5745MHz

29/12/2021

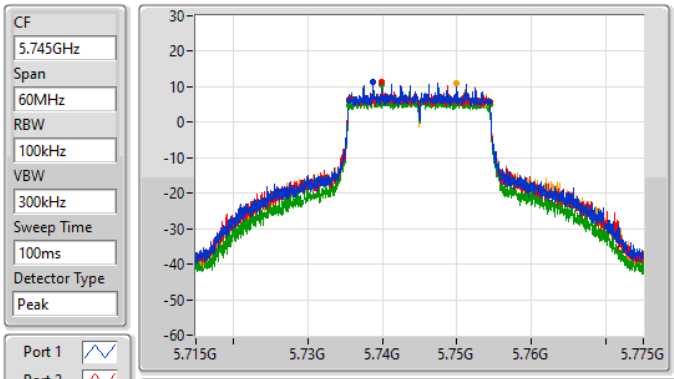

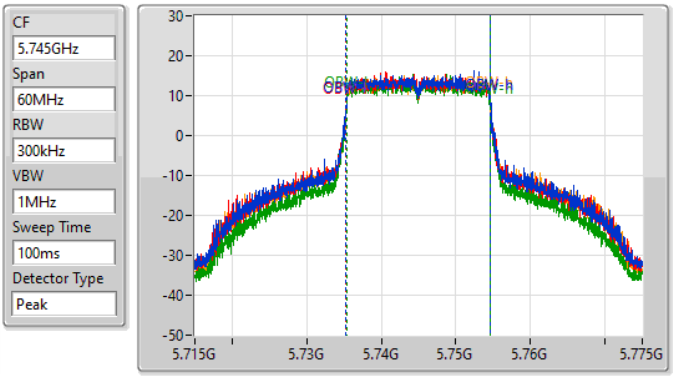

6dB(Hz)	Fl-6dB(Hz)	Fh-6dB(Hz)	OBW(Hz)	Fl-OBW(Hz)	Fh-OBW(Hz)	Limit(Hz)	Port
18.81M	5.73549G	5.7543G	19.4M	5.735255G	5.754655G	500k	1
18.84M	5.73558G	5.75442G	19.43M	5.735255G	5.754685G	500k	2
18.84M	5.73552G	5.75436G	19.25M	5.735345G	5.754595G	500k	3
18.78M	5.73549G	5.75427G	19.4M	5.735285G	5.754685G	500k	4

802.11ax HEW20_Nss1,(MCS0)_4TX EBW

5745MHz

29/12/2021

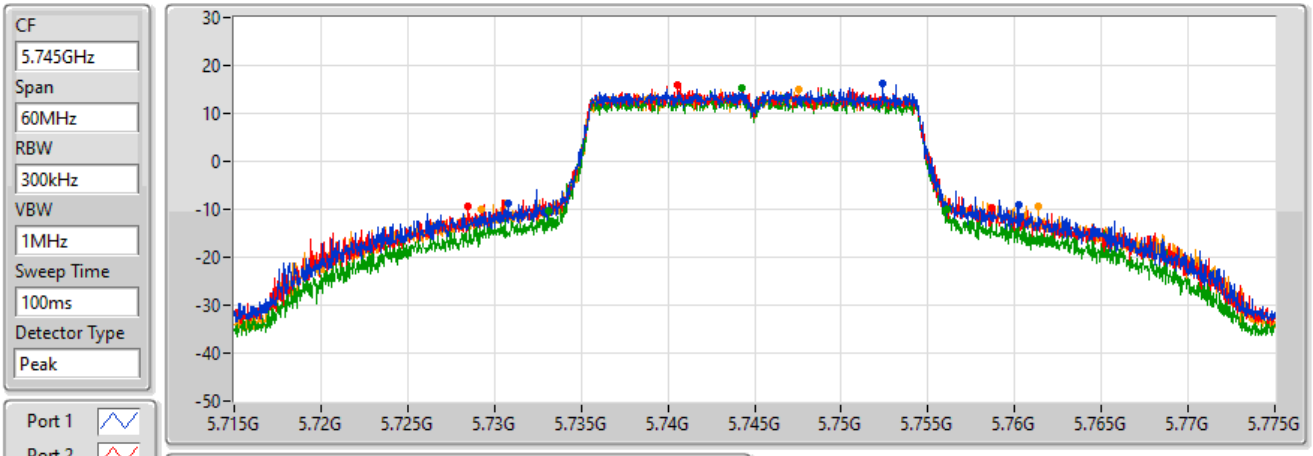

26dB(Hz)	Fl-26dB(Hz)	Fh-26dB(Hz)	Limit(Hz)	Port
29.49M	5.73078G	5.76027G	Inf	1
30.21M	5.72847G	5.75868G	Inf	2
22.98M	5.73309G	5.75607G	Inf	3
32.07M	5.72928G	5.76135G	Inf	4

802.11ax HEW20_Nss1,(MCS0)_4TX EBW

5785MHz

29/12/2021

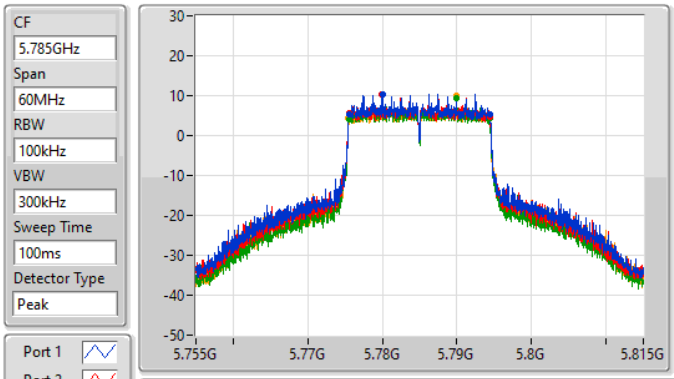

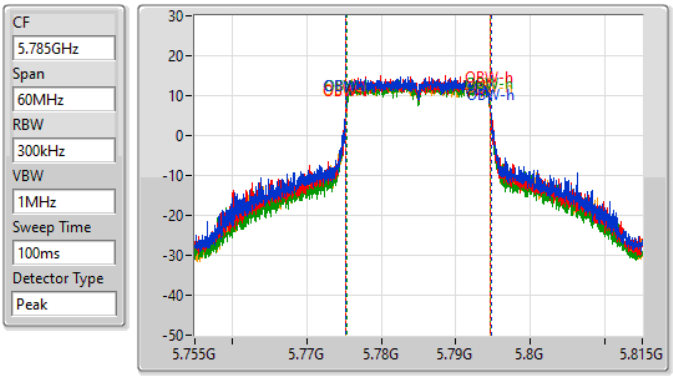

6dB(Hz)	Fl-6dB(Hz)	Fh-6dB(Hz)	OBW(Hz)	Fl-OBW(Hz)	Fh-OBW(Hz)	Limit(Hz)	Port
18.96M	5.77549G	5.79445G	19.49M	5.775225G	5.794715G	500k	1
18.87M	5.77552G	5.79439G	19.4M	5.775255G	5.794655G	500k	2
18.9M	5.77549G	5.79439G	19.31M	5.775315G	5.794625G	500k	3
18.96M	5.77546G	5.79442G	19.4M	5.775285G	5.794685G	500k	4

802.11ax HEW20_Nss1,(MCS0)_4TX EBW

5785MHz

29/12/2021

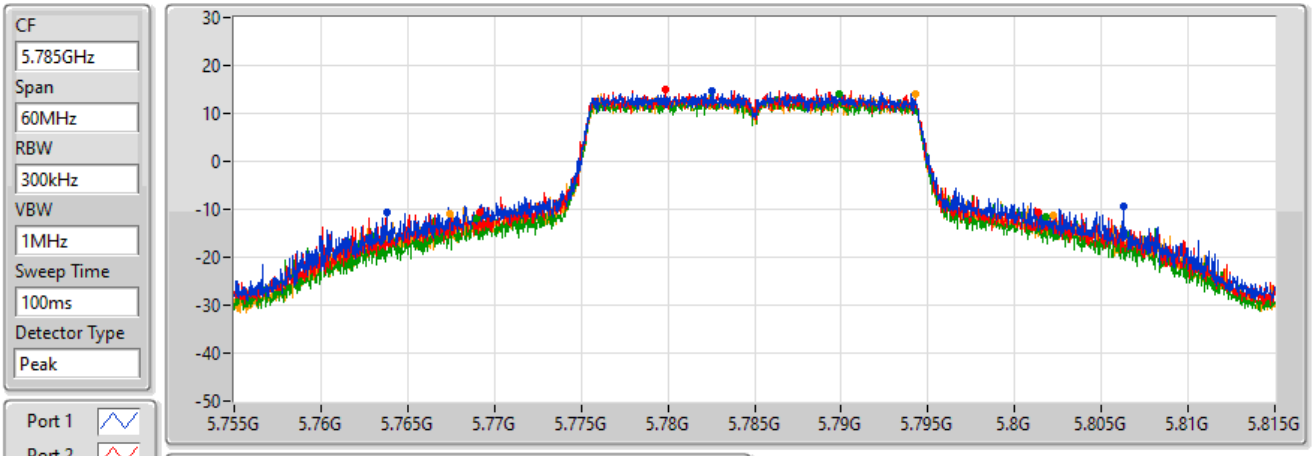

26dB(Hz)	Fl-26dB(Hz)	Fh-26dB(Hz)	Limit(Hz)	Port
42.45M	5.76379G	5.80624G	Inf	1
32.22M	5.76913G	5.80135G	Inf	2
32.82M	5.76895G	5.80177G	Inf	3
34.8M	5.76742G	5.80222G	Inf	4

802.11ax HEW20_Nss1,(MCS0)_4TX EBW

5825MHz

29/12/2021

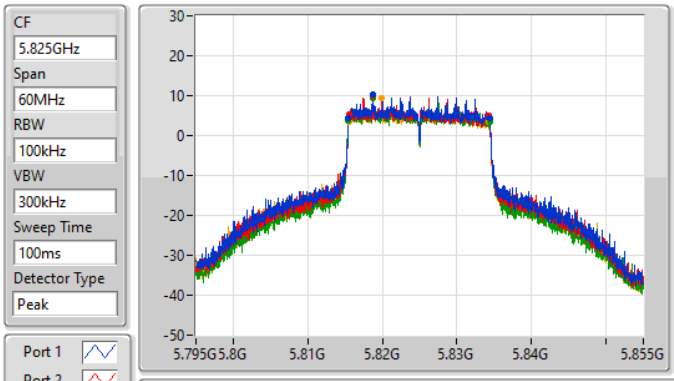

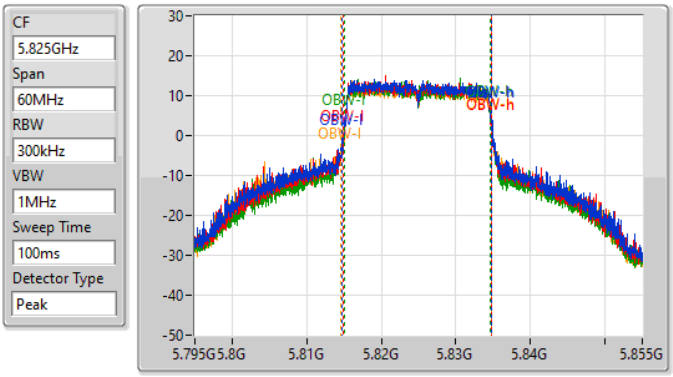

6dB(Hz)	Fl-6dB(Hz)	Fh-6dB(Hz)	OBW(Hz)	Fl-OBW(Hz)	Fh-OBW(Hz)	Limit(Hz)	Port
18.96M	5.81543G	5.83439G	20M	5.814745G	5.834745G	500k	1
18.81M	5.81549G	5.8343G	19.82M	5.814895G	5.834715G	500k	2
18.99M	5.81543G	5.83442G	19.58M	5.815075G	5.834655G	500k	3
18.78M	5.81552G	5.8343G	20.12M	5.814595G	5.834715G	500k	4

802.11ax HEW20_Nss1,(MCS0)_4TX EBW

5825MHz

29/12/2021

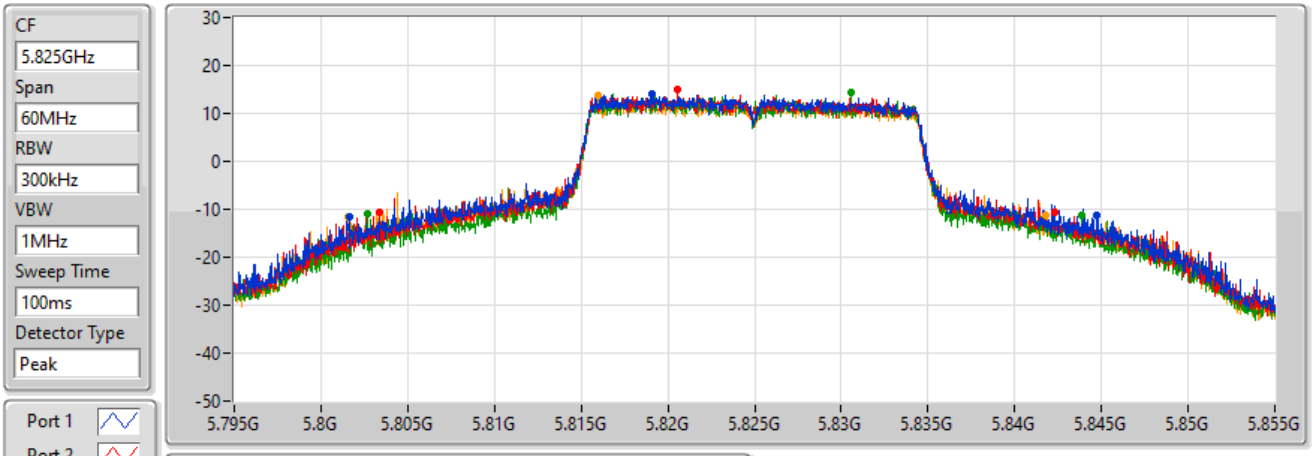

26dB(Hz)	Fl-26dB(Hz)	Fh-26dB(Hz)	Limit(Hz)	Port
43.11M	5.80163G	5.84474G	Inf	1
38.97M	5.80334G	5.84231G	Inf	2
41.22M	5.80265G	5.84387G	Inf	3
40.23M	5.8016G	5.84183G	Inf	4

802.11ax HEW40_Nss1,(MCS0)_4TX EBW

5190MHz

29/12/2021

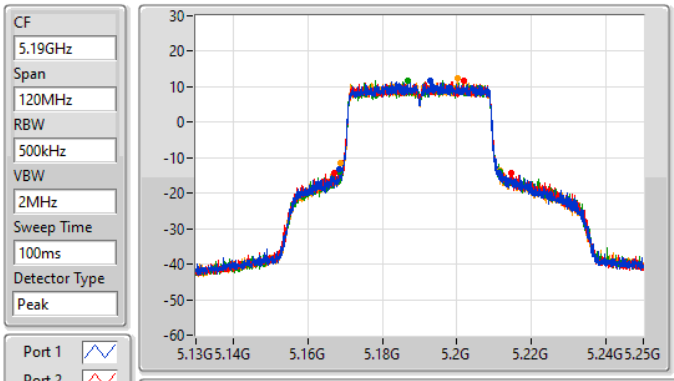

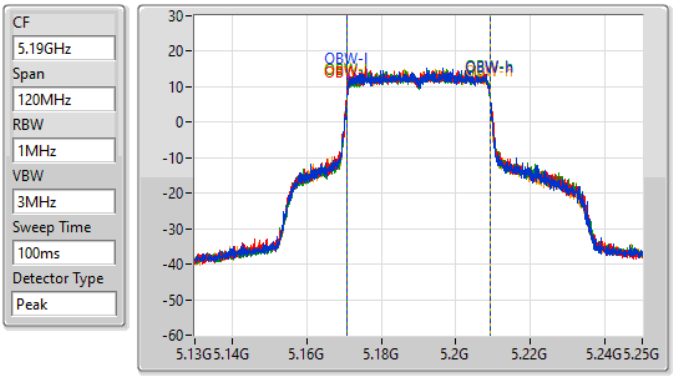

26dB(Hz)	Fl-26dB(Hz)	Fh-26dB(Hz)	OBW(Hz)	Fl-OBW(Hz)	Fh-OBW(Hz)	Limit(Hz)	Port
42.84M	5.16852G	5.21136G	38.141M	5.17093G	5.20907G	Inf	1
47.34M	5.16708G	5.21442G	38.261M	5.17081G	5.20907G	Inf	2
43.08M	5.16846G	5.21154G	38.201M	5.17093G	5.20913G	Inf	3
42.66M	5.16882G	5.21148G	38.141M	5.17093G	5.20907G	Inf	4

802.11ax HEW40_Nss1,(MCS0)_4TX EBW

5230MHz

29/12/2021

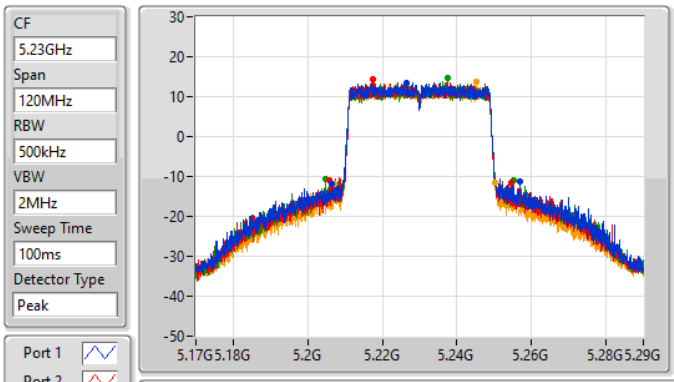

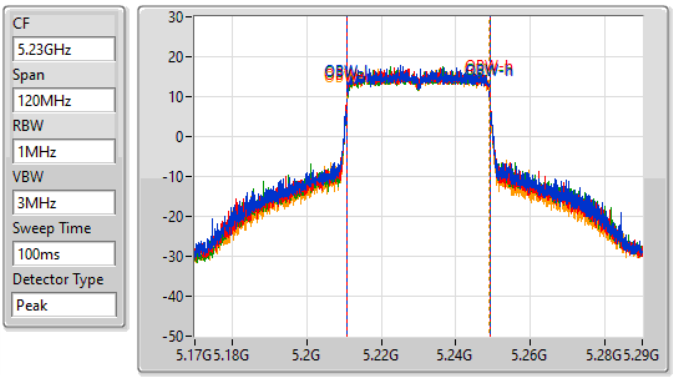

26dB(Hz)	Fl-26dB(Hz)	Fh-26dB(Hz)	OBW(Hz)	Fl-OBW(Hz)	Fh-OBW(Hz)	Limit(Hz)	Port
50.16M	5.2066G	5.25676G	38.261M	5.21081G	5.24907G	Inf	1
48.6M	5.20588G	5.25448G	38.201M	5.21087G	5.24907G	Inf	2
50.28M	5.2048G	5.25508G	38.261M	5.21087G	5.24913G	Inf	3
43.08M	5.2072G	5.25028G	38.081M	5.21093G	5.24901G	Inf	4

802.11ax HEW40_Nss1,(MCS0)_4TX EBW

5755MHz

29/12/2021

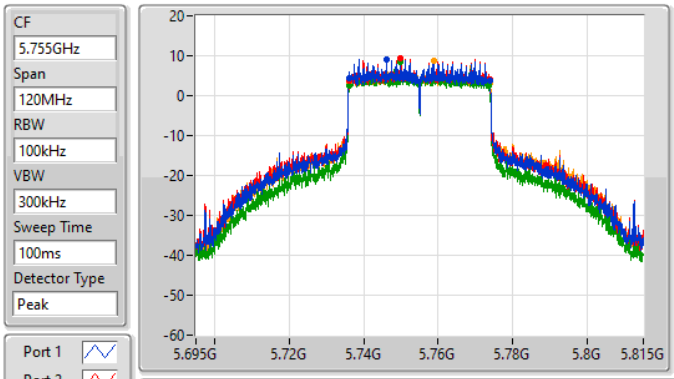

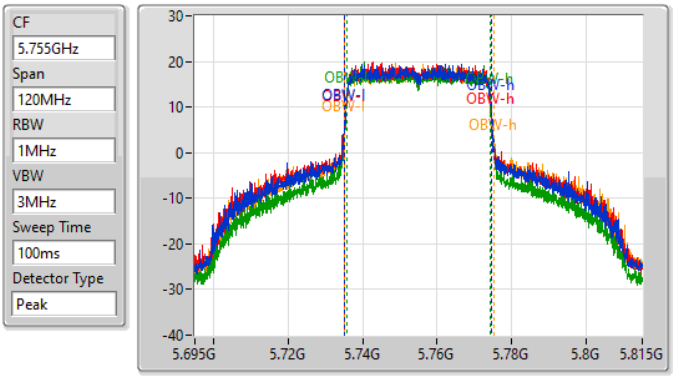

6dB(Hz)	Fl-6dB(Hz)	Fh-6dB(Hz)	OBW(Hz)	Fl-OBW(Hz)	Fh-OBW(Hz)	Limit(Hz)	Port
37.8M	5.7361G	5.7739G	39.22M	5.73527G	5.77449G	500k	1
37.62M	5.7361G	5.77372G	39.34M	5.73515G	5.77449G	500k	2
37.44M	5.7361G	5.77354G	38.561M	5.73569G	5.77425G	500k	3
37.68M	5.7361G	5.77378G	40M	5.73521G	5.77521G	500k	4

802.11ax HEW40_Nss1,(MCS0)_4TX EBW

5755MHz

29/12/2021

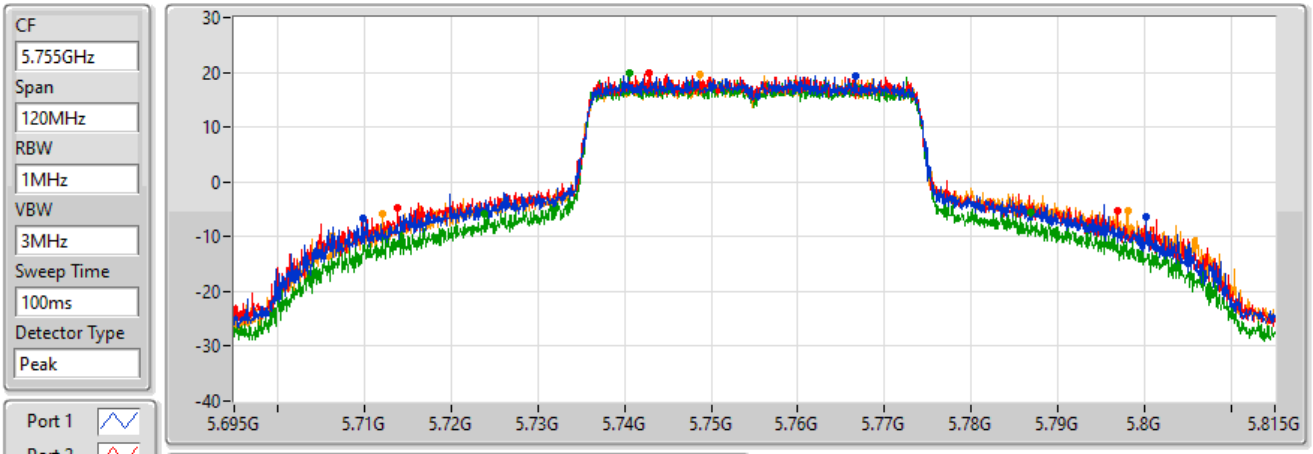

26dB(Hz)	Fl-26dB(Hz)	Fh-26dB(Hz)	Limit(Hz)	Port
90.3M	5.70988G	5.80018G	Inf	1
82.98M	5.7139G	5.79688G	Inf	2
62.94M	5.72392G	5.78686G	Inf	3
85.86M	5.71216G	5.79802G	Inf	4

802.11ax HEW40_Nss1,(MCS0)_4TX EBW

5795MHz

29/12/2021

CF 5.795GHz
Span 120MHz
RBW 100kHz
VBW 300kHz
Sweep Time 100ms
Detector Type Peak

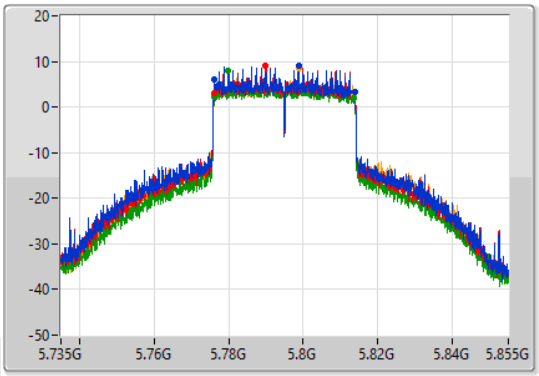

CF 5.795GHz
Span 120MHz
RBW 1MHz
VBW 3MHz
Sweep Time 100ms
Detector Type Peak

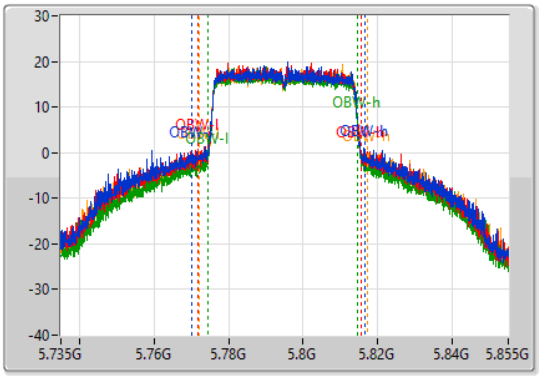

Port 1
Port 2
Port 3
Port 4

6dB(Hz)	Fl-6dB(Hz)	Fh-6dB(Hz)	OBW(Hz)	Fl-OBW(Hz)	Fh-OBW(Hz)	Limit(Hz)	Port
37.5M	5.77622G	5.81372G	46.717M	5.769993G	5.816709G	500k	1
37.68M	5.7761G	5.81378G	43.778M	5.771852G	5.81563G	500k	2
37.44M	5.7761G	5.81354G	40.12M	5.77455G	5.81467G	500k	3
37.44M	5.7761G	5.81354G	45.337M	5.772031G	5.817369G	500k	4

802.11ax HEW40_Nss1,(MCS0)_4TX EBW

5795MHz

29/12/2021

CF 5.795GHz
Span 120MHz
RBW 1MHz
VBW 3MHz
Sweep Time 100ms
Detector Type Peak

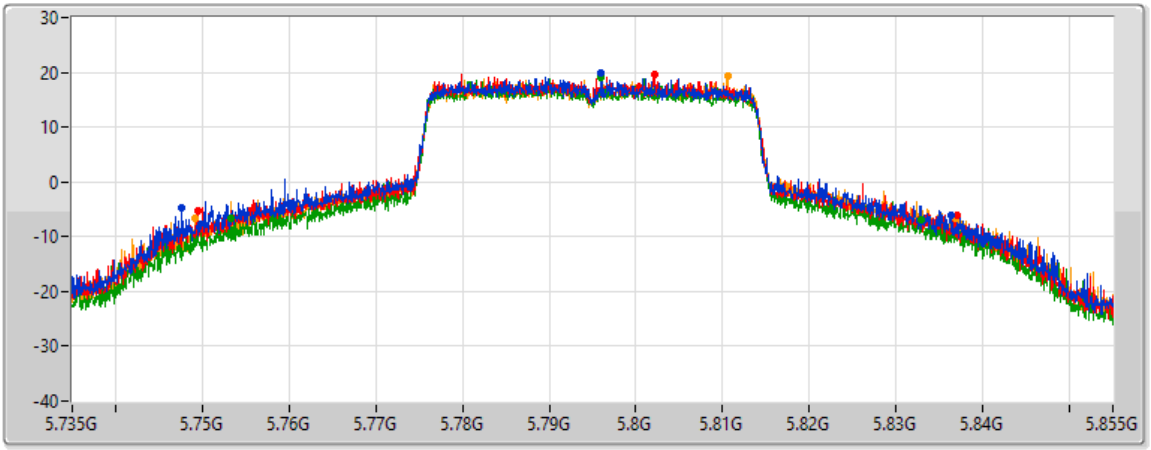

Port 1
Port 2
Port 3
Port 4

26dB(Hz)	Fl-26dB(Hz)	Fh-26dB(Hz)	Limit(Hz)	Port
88.62M	5.74766G	5.83628G	Inf	1
87.48M	5.74952G	5.837G	Inf	2
79.56M	5.7533G	5.83286G	Inf	3
87.66M	5.74916G	5.83682G	Inf	4

802.11ax HEW80_Nss1,(MCS0)_4TX EBW

5210MHz

29/12/2021

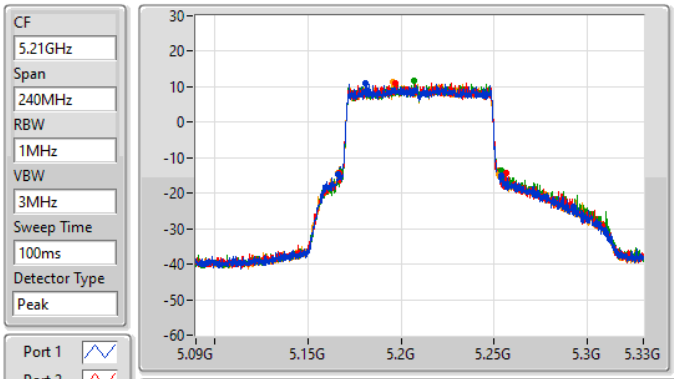

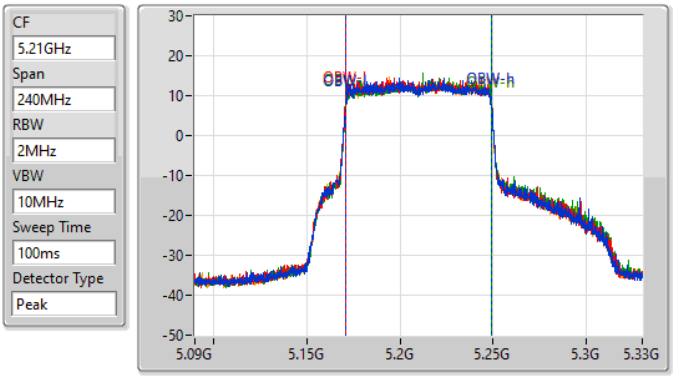

26dB(Hz)	Fl-26dB(Hz)	Fh-26dB(Hz)	OBW(Hz)	Fl-OBW(Hz)	Fh-OBW(Hz)	Limit(Hz)	Port
87.48M	5.16632G	5.2538G	78.081M	5.171019G	5.2491G	Inf	1
89.88M	5.16668G	5.25656G	77.961M	5.171019G	5.248981G	Inf	2
86.04M	5.16752G	5.25356G	77.961M	5.171139G	5.2491G	Inf	3
86.16M	5.16596G	5.25212G	77.841M	5.171139G	5.248981G	Inf	4

802.11ax HEW80_Nss1,(MCS0)_4TX EBW

5775MHz

29/12/2021

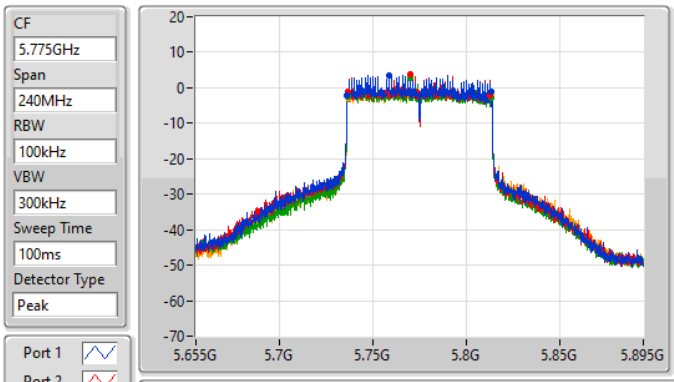

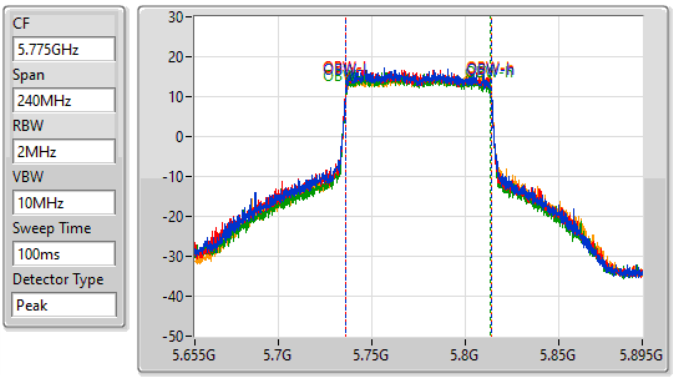

6dB(Hz)	Fl-6dB(Hz)	Fh-6dB(Hz)	OBW(Hz)	Fl-OBW(Hz)	Fh-OBW(Hz)	Limit(Hz)	Port
77.28M	5.736G	5.81328G	77.961M	5.7359G	5.813861G	500k	1
76.68M	5.73636G	5.81304G	78.081M	5.73578G	5.813861G	500k	2
77.52M	5.73624G	5.81376G	77.961M	5.73578G	5.813741G	500k	3
77.52M	5.73624G	5.81376G	78.081M	5.7359G	5.813981G	500k	4

802.11ax HEW80_Nss1,(MCS0)_4TX EBW

5775MHz

29/12/2021

CF
5.775GHz
Span
240MHz
RBW
2MHz
VBW
10MHz
Sweep Time
100ms
Detector Type
Peak

Port 1
Port 2
Port 3
Port 4

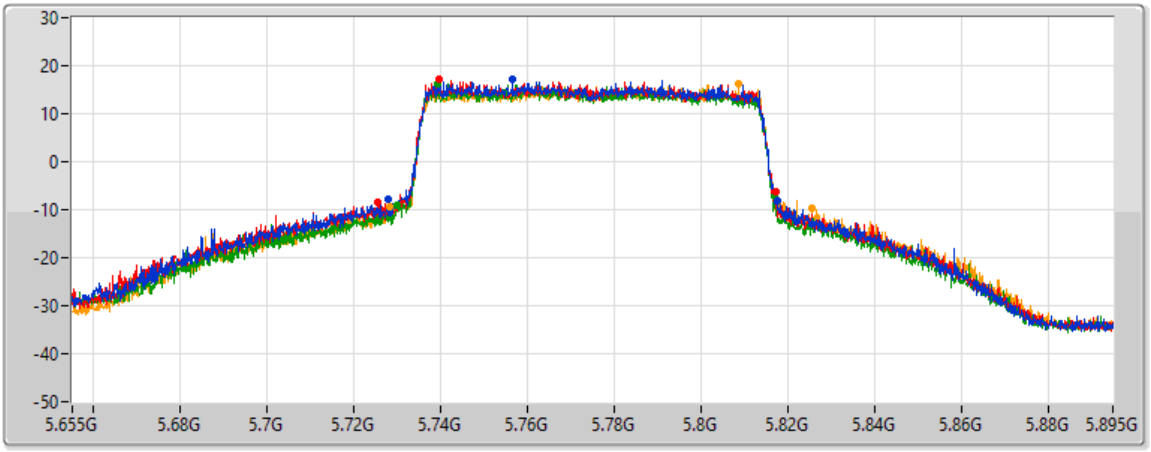

26dB(Hz)	Fl-26dB(Hz)	Fh-26dB(Hz)	Limit(Hz)	Port
89.64M	5.72796G	5.8176G	Inf	1
91.92M	5.72544G	5.81736G	Inf	2
87M	5.72988G	5.81688G	Inf	3
97.56M	5.7282G	5.82576G	Inf	4

For 4T4S
Summary

Mode	Max-N dB (Hz)	Max-OBW (Hz)	ITU-Code	Min-N dB (Hz)	Min-OBW (Hz)
5.15-5.25GHz	-	-	-	-	-
802.11ax HEW20_Nss4,(MCS0)_4TX	42.69M	19.97M	20M0D1D	23.46M	19.22M
802.11ax HEW40_Nss4,(MCS0)_4TX	55.92M	38.321M	38M3D1D	43.2M	38.081M
802.11ax HEW80_Nss4,(MCS0)_4TX	93.6M	77.961M	78M0D1D	84.6M	77.841M
5.725-5.85GHz	-	-	-	-	-
802.11ax HEW20_Nss4,(MCS0)_4TX	18.9M	30.525M	30M5D1D	18.48M	19.25M
802.11ax HEW40_Nss4,(MCS0)_4TX	37.74M	55.412M	55M4D1D	37.44M	39.16M
802.11ax HEW80_Nss4,(MCS0)_4TX	77.4M	78.081M	78M1D1D	75.84M	77.961M

Max-N dB = Maximum 6dB down bandwidth for 5.725-5.85GHz band / Maximum 26dB down bandwidth for other band;
Max-OBW = Maximum 99% occupied bandwidth;
Min-N dB = Minimum 6dB down bandwidth for 5.725-5.85GHz band / Maximum 26dB down bandwidth for other band;
Min-OBW = Minimum 99% occupied bandwidth

Result

Mode	Result	Limit (Hz)	Port 1-N dB (Hz)	Port 1-OBW (Hz)	Port 2-N dB (Hz)	Port 2-OBW (Hz)	Port 3-N dB (Hz)	Port 3-OBW (Hz)	Port 4-N dB (Hz)	Port 4-OBW (Hz)
802.11ax HEW20_Nss4,(MCS0)_4TX	-	-	-	-	-	-	-	-	-	-
5180MHz	Pass	Inf	32.7M	19.25M	28.2M	19.25M	30.99M	19.31M	23.46M	19.22M
5200MHz	Pass	Inf	42.27M	19.97M	39.3M	19.52M	41.82M	19.67M	37.65M	19.43M
5240MHz	Pass	Inf	42.69M	19.82M	39.48M	19.58M	39.03M	19.46M	35.52M	19.4M
5745MHz	Pass	500k	18.78M	19.88M	18.75M	19.37M	18.69M	19.73M	18.57M	19.64M
5785MHz	Pass	500k	18.72M	30.525M	18.84M	23.628M	18.84M	27.436M	18.48M	27.946M
5825MHz	Pass	500k	18.87M	19.31M	18.9M	19.25M	18.9M	19.28M	18.81M	19.25M
802.11ax HEW40_Nss4,(MCS0)_4TX	-	-	-	-	-	-	-	-	-	-
5190MHz	Pass	Inf	43.5M	38.201M	45.96M	38.141M	45.66M	38.201M	43.2M	38.081M
5230MHz	Pass	Inf	55.92M	38.321M	50.76M	38.201M	44.16M	38.141M	46.02M	38.201M
5755MHz	Pass	500k	37.74M	46.117M	37.74M	39.16M	37.62M	49.535M	37.44M	49.595M
5795MHz	Pass	500k	37.74M	55.412M	37.62M	47.676M	37.68M	52.894M	37.56M	52.294M
802.11ax HEW80_Nss4,(MCS0)_4TX	-	-	-	-	-	-	-	-	-	-
5210MHz	Pass	Inf	86.4M	77.841M	93.6M	77.961M	85.32M	77.961M	84.6M	77.841M
5775MHz	Pass	500k	76.92M	78.081M	75.84M	77.961M	76.68M	78.081M	77.4M	78.081M

Port X-N dB = Port X 6dB down bandwidth for 5.725-5.85GHz band / 26dB down bandwidth for other band
Port X-OBW = Port X 99% occupied bandwidth

802.11ax HEW20_Nss4,(MCS0)_4TX EBW

5180MHz

04/01/2022

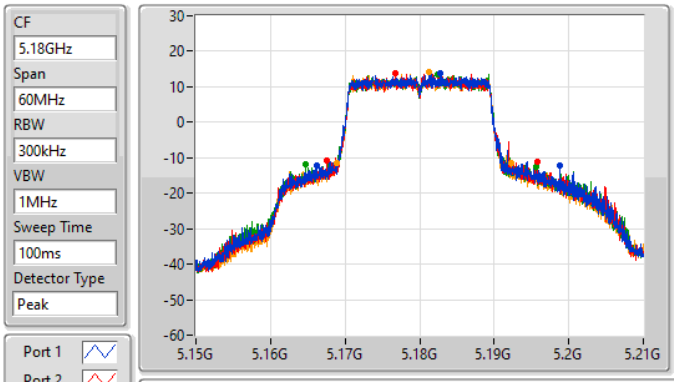

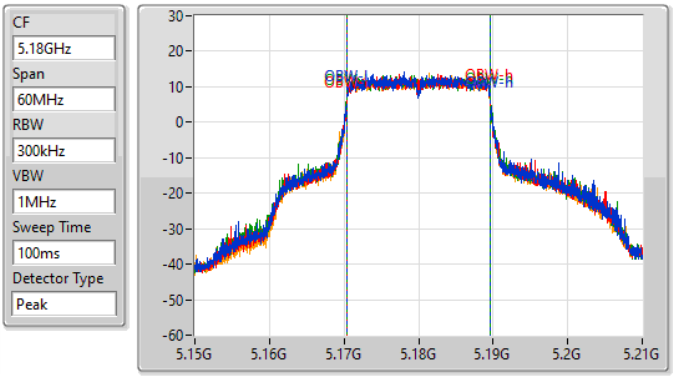

26dB(Hz)	Fl-26dB(Hz)	Fh-26dB(Hz)	OBW(Hz)	Fl-OBW(Hz)	Fh-OBW(Hz)	Limit(Hz)	Port
32.7M	5.16614G	5.19884G	19.25M	5.170375G	5.189625G	Inf	1
28.2M	5.16755G	5.19575G	19.25M	5.170375G	5.189625G	Inf	2
30.99M	5.16467G	5.19566G	19.31M	5.170345G	5.189655G	Inf	3
23.46M	5.16887G	5.19233G	19.22M	5.170405G	5.189625G	Inf	4

802.11ax HEW20_Nss4,(MCS0)_4TX EBW

5200MHz

04/01/2022

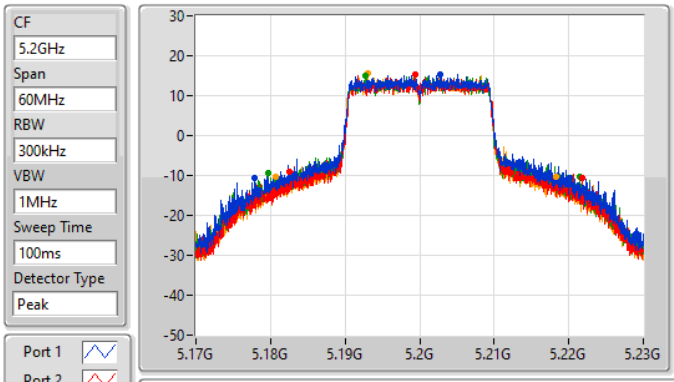

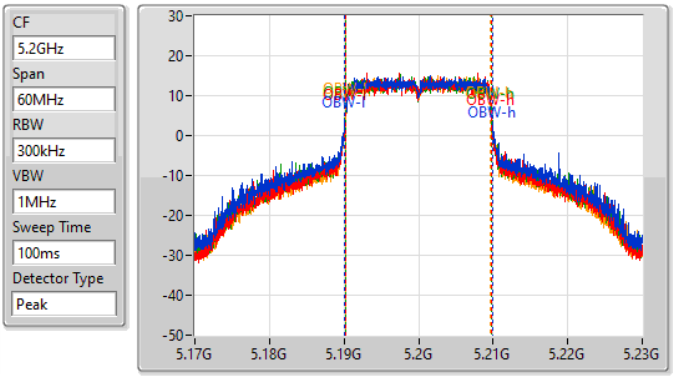

26dB(Hz)	Fl-26dB(Hz)	Fh-26dB(Hz)	OBW(Hz)	Fl-OBW(Hz)	Fh-OBW(Hz)	Limit(Hz)	Port
42.27M	5.17783G	5.2201G	19.97M	5.190045G	5.210015G	Inf	1
39.3M	5.18251G	5.22181G	19.52M	5.190255G	5.209775G	Inf	2
41.82M	5.17969G	5.22151G	19.67M	5.190165G	5.209835G	Inf	3
37.65M	5.18068G	5.21833G	19.43M	5.190255G	5.209685G	Inf	4

802.11ax HEW20_Nss4,(MCS0)_4TX EBW

5240MHz

04/01/2022

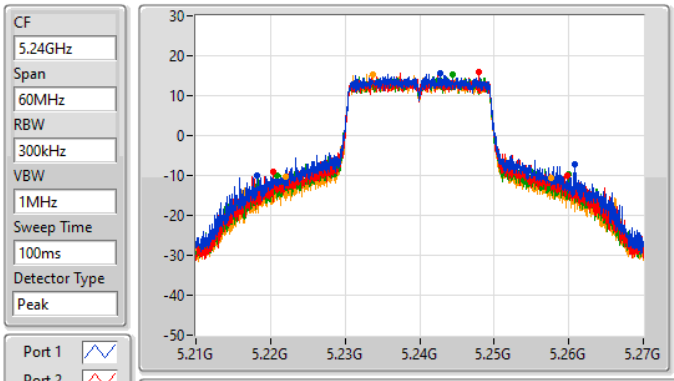

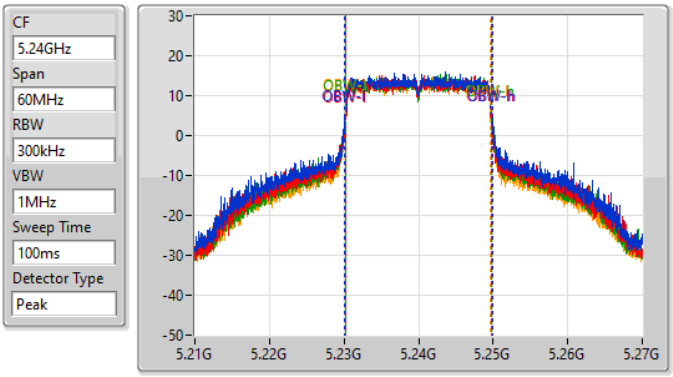

26dB(Hz)	Fl-26dB(Hz)	Fh-26dB(Hz)	OBW(Hz)	Fl-OBW(Hz)	Fh-OBW(Hz)	Limit(Hz)	Port
42.69M	5.21819G	5.26088G	19.82M	5.230075G	5.249895G	Inf	1
39.48M	5.22032G	5.2598G	19.58M	5.230195G	5.249775G	Inf	2
39.03M	5.22089G	5.25992G	19.46M	5.230255G	5.249715G	Inf	3
35.52M	5.22206G	5.25758G	19.4M	5.230255G	5.249655G	Inf	4

802.11ax HEW20_Nss4,(MCS0)_4TX EBW

5745MHz

04/01/2022

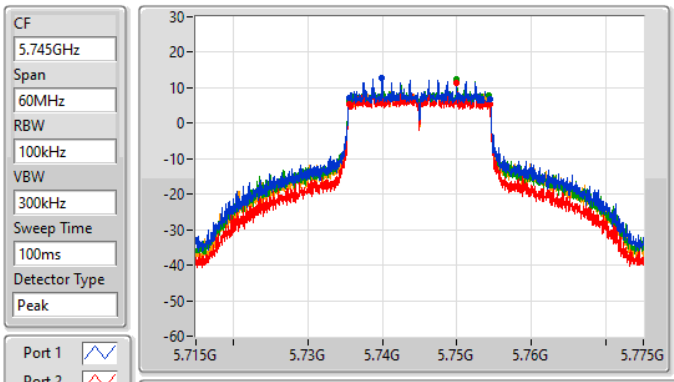

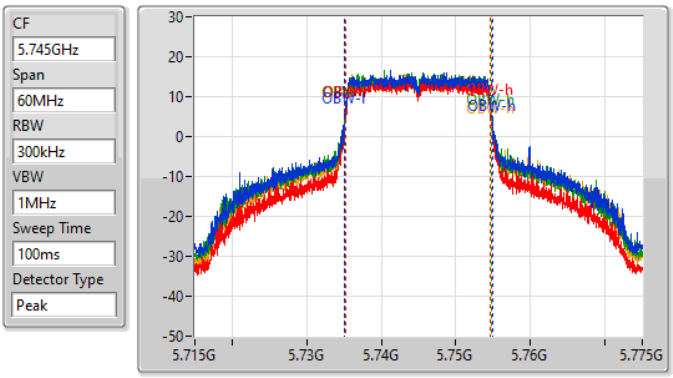

6dB(Hz)	Fl-6dB(Hz)	Fh-6dB(Hz)	OBW(Hz)	Fl-OBW(Hz)	Fh-OBW(Hz)	Limit(Hz)	Port
18.78M	5.73558G	5.75436G	19.88M	5.735045G	5.754925G	500k	1
18.75M	5.73561G	5.75436G	19.37M	5.735285G	5.754655G	500k	2
18.69M	5.73552G	5.75421G	19.73M	5.735075G	5.754805G	500k	3
18.57M	5.73555G	5.75412G	19.64M	5.735165G	5.754805G	500k	4

802.11ax HEW20_Nss4,(MCS0)_4TX EBW

5745MHz

04/01/2022

CF 5.745GHz
Span 60MHz
RBW 300kHz
VBW 1MHz
Sweep Time 100ms
Detector Type Peak

Port 1
Port 2
Port 3
Port 4

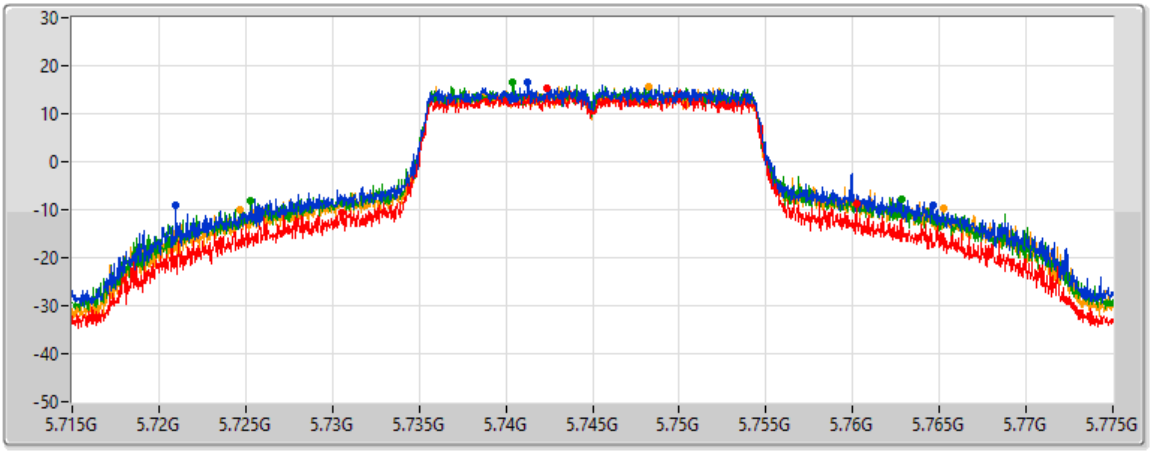

26dB(Hz)	Fl-26dB(Hz)	Fh-26dB(Hz)	Limit(Hz)	Port
43.71M	5.72097G	5.76468G	Inf	1
29.7M	5.73051G	5.76021G	Inf	2
37.56M	5.72529G	5.76285G	Inf	3
40.59M	5.72469G	5.76528G	Inf	4

802.11ax HEW20_Nss4,(MCS0)_4TX EBW

5785MHz

04/01/2022

CF 5.785GHz
Span 60MHz
RBW 100kHz
VBW 300kHz
Sweep Time 100ms
Detector Type Peak

Port 1
Port 2
Port 3
Port 4

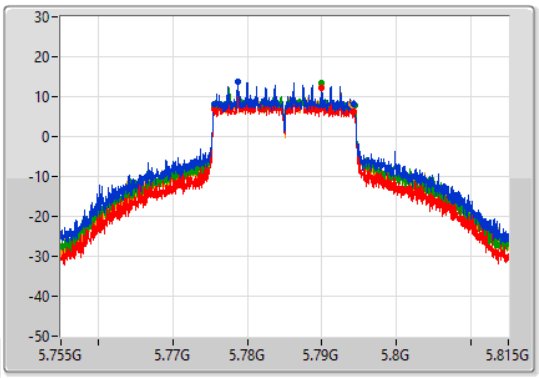

CF 5.785GHz
Span 60MHz
RBW 300kHz
VBW 1MHz
Sweep Time 100ms
Detector Type Peak

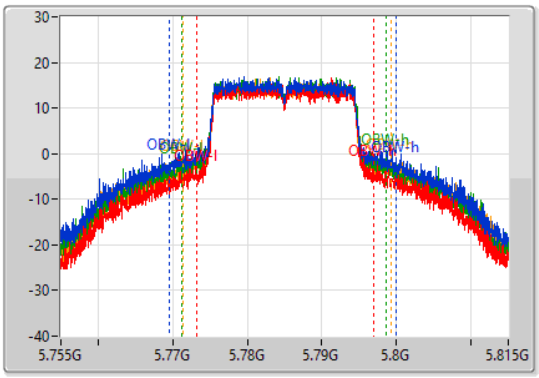

6dB(Hz)	Fl-6dB(Hz)	Fh-6dB(Hz)	OBW(Hz)	Fl-OBW(Hz)	Fh-OBW(Hz)	Limit(Hz)	Port
18.72M	5.77558G	5.7943G	30.525M	5.769468G	5.799993G	500k	1
18.84M	5.77549G	5.79433G	23.628M	5.773246G	5.796874G	500k	2
18.84M	5.77555G	5.79439G	27.436M	5.771177G	5.798613G	500k	3
18.48M	5.77564G	5.79412G	27.946M	5.771327G	5.799273G	500k	4

802.11ax HEW20_Nss4,(MCS0)_4TX EBW

5785MHz

04/01/2022

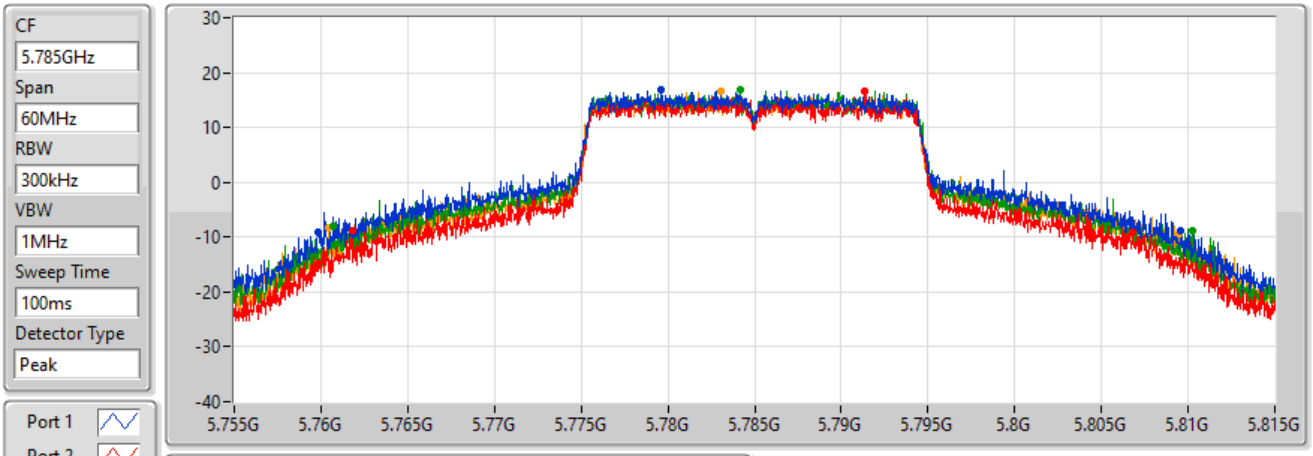

26dB(Hz)	Fl-26dB(Hz)	Fh-26dB(Hz)	Limit(Hz)	Port
49.77M	5.7598G	5.80957G	Inf	1
45M	5.76178G	5.80678G	Inf	2
49.59M	5.76067G	5.81026G	Inf	3
49.08M	5.76043G	5.80951G	Inf	4

802.11ax HEW20_Nss4,(MCS0)_4TX EBW

5825MHz

04/01/2022

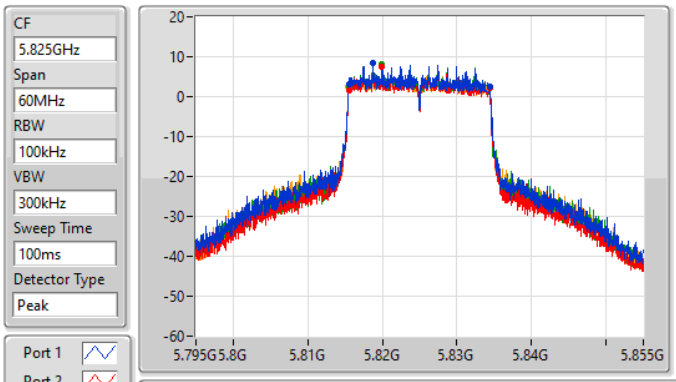

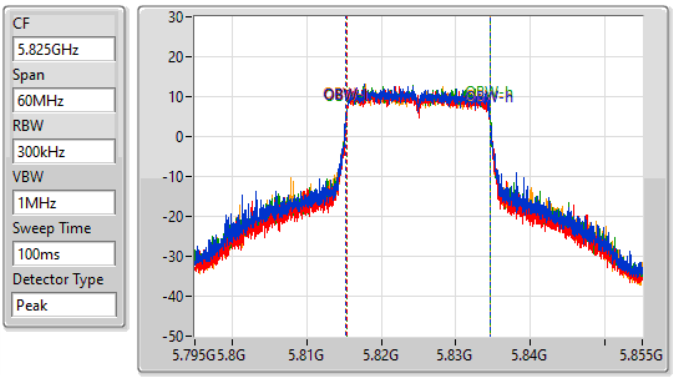

6dB(Hz)	Fl-6dB(Hz)	Fh-6dB(Hz)	OBW(Hz)	Fl-OBW(Hz)	Fh-OBW(Hz)	Limit(Hz)	Port
18.87M	5.81549G	5.83436G	19.31M	5.815255G	5.834565G	500k	1
18.9M	5.81549G	5.83439G	19.25M	5.815315G	5.834565G	500k	2
18.9M	5.81552G	5.83442G	19.28M	5.815315G	5.834595G	500k	3
18.81M	5.81546G	5.83427G	19.25M	5.815285G	5.834535G	500k	4

802.11ax HEW20_Nss4,(MCS0)_4TX EBW

5825MHz

04/01/2022

CF 5.825GHz
Span 60MHz
RBW 300kHz
VBW 1MHz
Sweep Time 100ms
Detector Type Peak

Port 1
Port 2
Port 3
Port 4

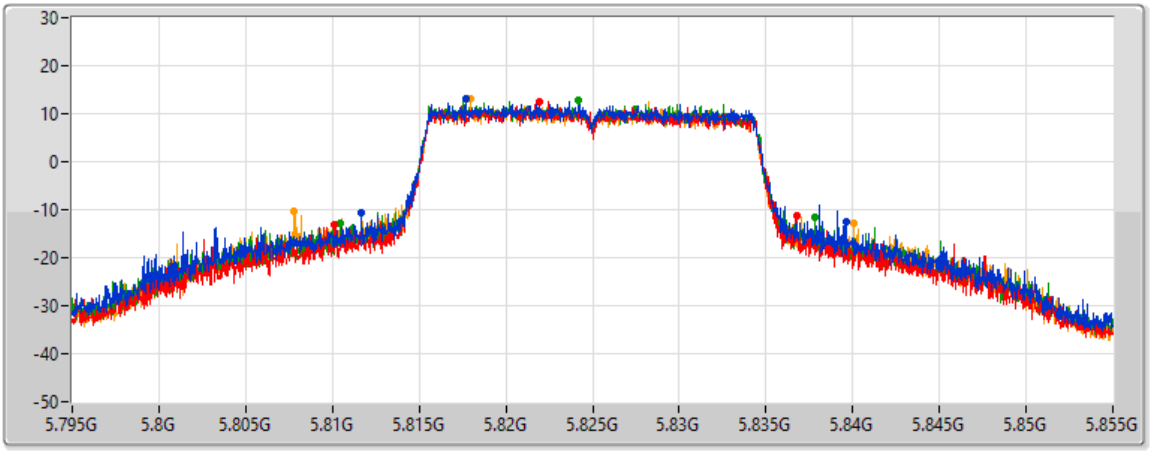

26dB(Hz)	Fl-26dB(Hz)	Fh-26dB(Hz)	Limit(Hz)	Port
27.93M	5.81168G	5.83961G	Inf	1
26.67M	5.81009G	5.83676G	Inf	2
27.36M	5.81045G	5.83781G	Inf	3
32.25M	5.80781G	5.84006G	Inf	4

802.11ax HEW40_Nss4,(MCS0)_4TX EBW

5190MHz

04/01/2022

CF 5.19GHz
Span 120MHz
RBW 500kHz
VBW 2MHz
Sweep Time 100ms
Detector Type Peak

Port 1
Port 2
Port 3
Port 4

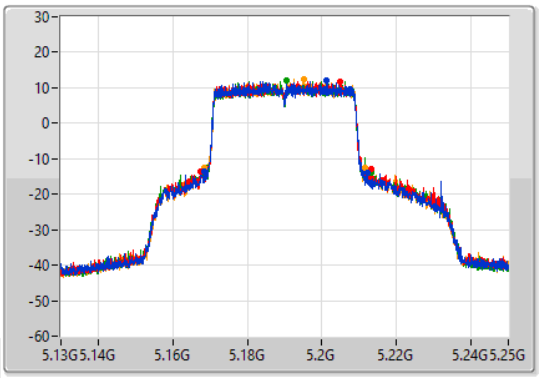

CF 5.19GHz
Span 120MHz
RBW 1MHz
VBW 3MHz
Sweep Time 100ms
Detector Type Peak

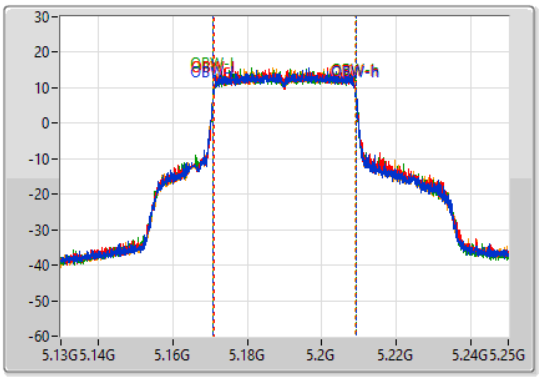

26dB(Hz)	Fl-26dB(Hz)	Fh-26dB(Hz)	OBW(Hz)	Fl-OBW(Hz)	Fh-OBW(Hz)	Limit(Hz)	Port
43.5M	5.16858G	5.21208G	38.201M	5.17093G	5.20913G	Inf	1
45.96M	5.16732G	5.21328G	38.141M	5.17099G	5.20913G	Inf	2
45.66M	5.16762G	5.21328G	38.201M	5.17093G	5.20913G	Inf	3
43.2M	5.16834G	5.21154G	38.081M	5.17093G	5.20901G	Inf	4

802.11ax HEW40_Nss4,(MCS0)_4TX EBW

5230MHz

04/01/2022

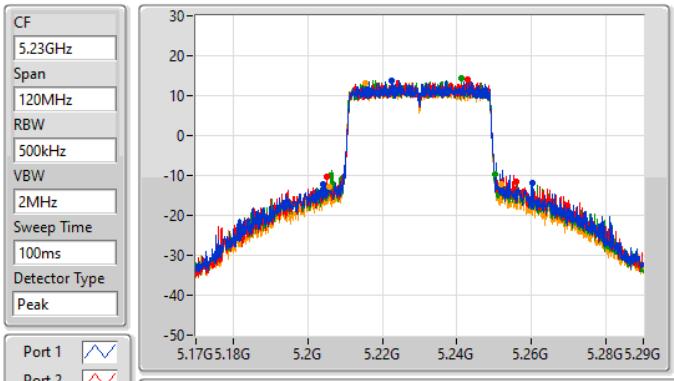

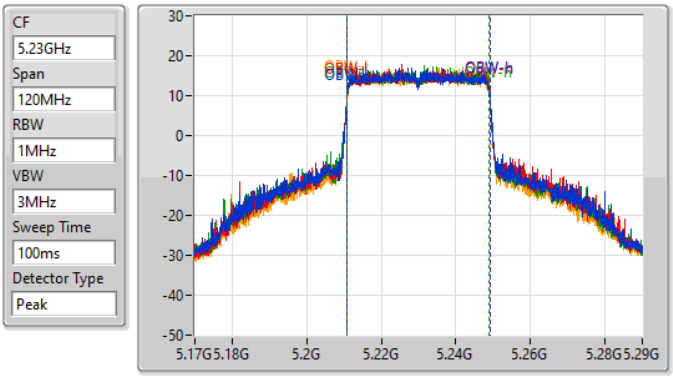

26dB(Hz)	Fl-26dB(Hz)	Fh-26dB(Hz)	OBW(Hz)	Fl-OBW(Hz)	Fh-OBW(Hz)	Limit(Hz)	Port
55.92M	5.2042G	5.26012G	38.321M	5.21081G	5.24913G	Inf	1
50.76M	5.20516G	5.25592G	38.201M	5.21087G	5.24907G	Inf	2
44.16M	5.20606G	5.25022G	38.141M	5.21087G	5.24901G	Inf	3
46.02M	5.20588G	5.2519G	38.201M	5.21087G	5.24907G	Inf	4

802.11ax HEW40_Nss4,(MCS0)_4TX EBW

5755MHz

04/01/2022

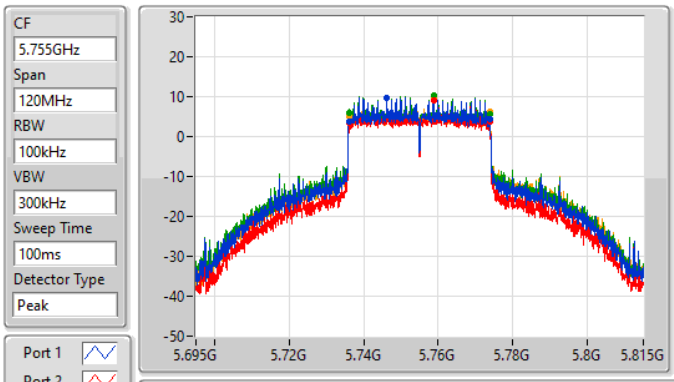

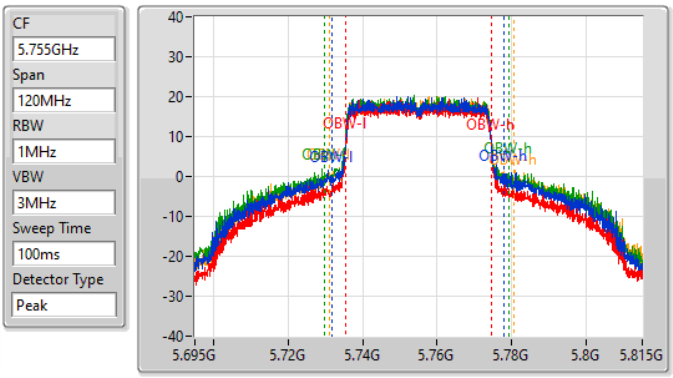

6dB(Hz)	Fl-6dB(Hz)	Fh-6dB(Hz)	OBW(Hz)	Fl-OBW(Hz)	Fh-OBW(Hz)	Limit(Hz)	Port
37.74M	5.7361G	5.77384G	46.117M	5.731672G	5.777789G	500k	1
37.74M	5.73604G	5.77378G	39.16M	5.73533G	5.77449G	500k	2
37.62M	5.73616G	5.77378G	49.535M	5.729693G	5.779228G	500k	3
37.44M	5.73628G	5.77372G	49.595M	5.731072G	5.780667G	500k	4

802.11ax HEW40_Nss4,(MCS0)_4TX EBW

5755MHz

04/01/2022

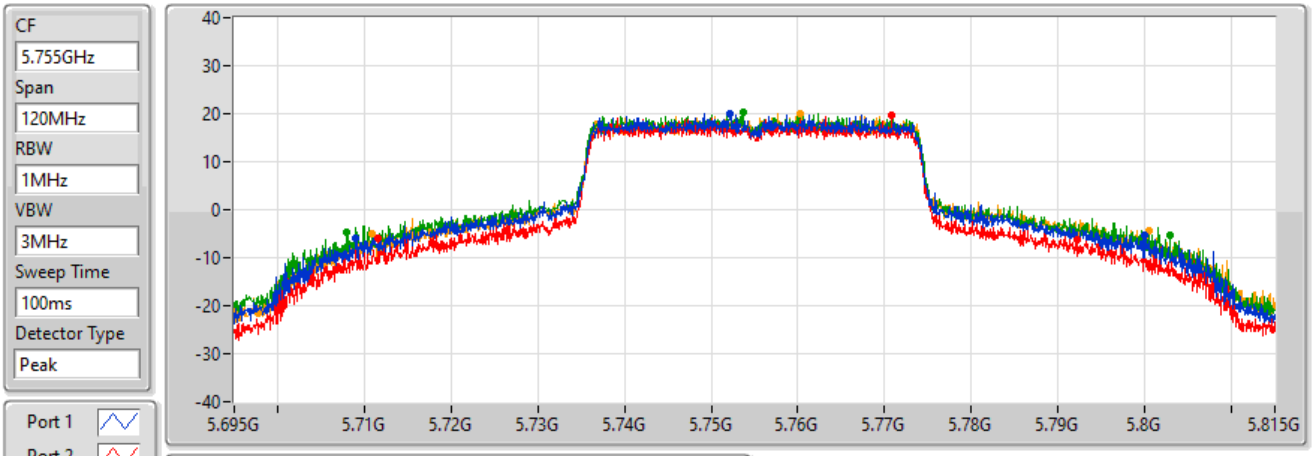

26dB(Hz)	Fl-26dB(Hz)	Fh-26dB(Hz)	Limit(Hz)	Port
90.96M	5.70904G	5.8G	Inf	1
80.58M	5.71156G	5.79214G	Inf	2
94.98M	5.7079G	5.80288G	Inf	3
89.58M	5.71084G	5.80042G	Inf	4

802.11ax HEW40_Nss4,(MCS0)_4TX EBW

5795MHz

04/01/2022

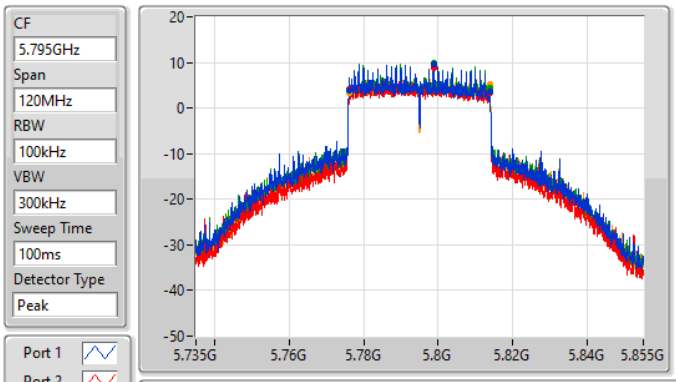

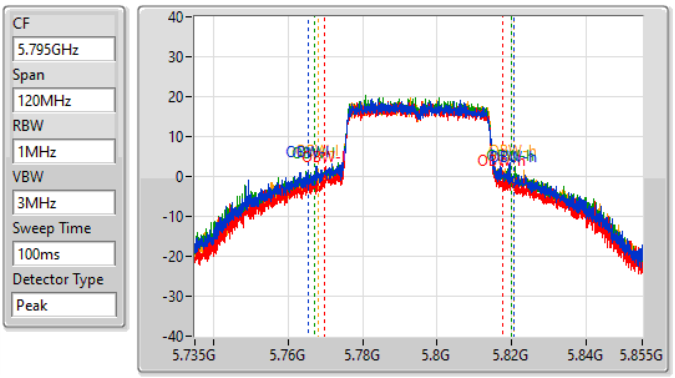

6dB(Hz)	Fl-6dB(Hz)	Fh-6dB(Hz)	OBW(Hz)	Fl-OBW(Hz)	Fh-OBW(Hz)	Limit(Hz)	Port
37.74M	5.7761G	5.81384G	55.412M	5.765315G	5.820727G	500k	1
37.62M	5.77616G	5.81378G	47.676M	5.769873G	5.817549G	500k	2
37.68M	5.7761G	5.81378G	52.894M	5.766994G	5.819888G	500k	3
37.56M	5.77616G	5.81372G	52.294M	5.768193G	5.820487G	500k	4

802.11ax HEW40_Nss4,(MCS0)_4TX EBW

5795MHz

04/01/2022

CF 5.795GHz
Span 120MHz
RBW 1MHz
VBW 3MHz
Sweep Time 100ms
Detector Type Peak

Port 1
Port 2
Port 3
Port 4

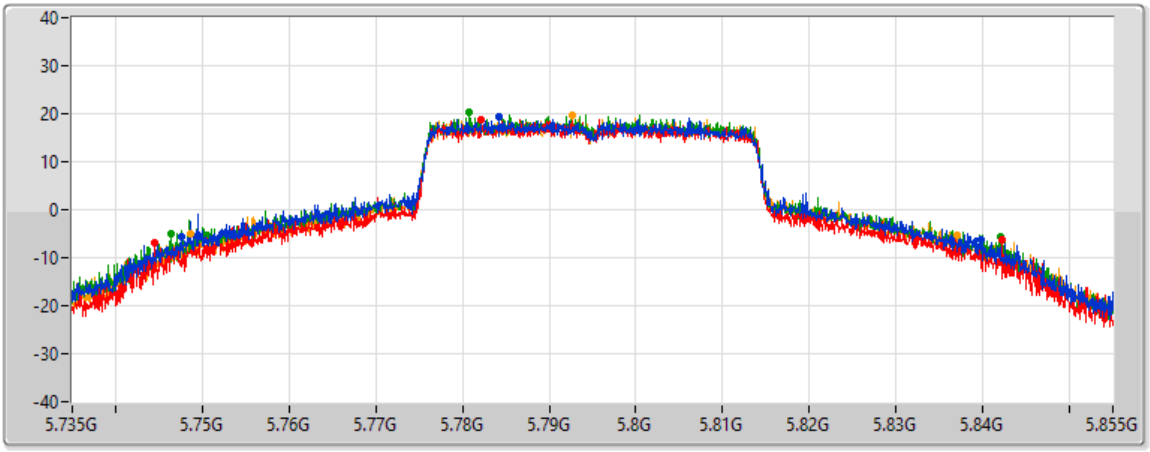

26dB(Hz)	Fl-26dB(Hz)	Fh-26dB(Hz)	Limit(Hz)	Port
92.22M	5.7476G	5.83982G	Inf	1
97.68M	5.74448G	5.84216G	Inf	2
95.7M	5.74634G	5.84204G	Inf	3
88.56M	5.74856G	5.83712G	Inf	4

802.11ax HEW80_Nss4,(MCS0)_4TX EBW

5210MHz

04/01/2022

CF 5.21GHz
Span 240MHz
RBW 1MHz
VBW 3MHz
Sweep Time 100ms
Detector Type Peak

Port 1
Port 2
Port 3
Port 4

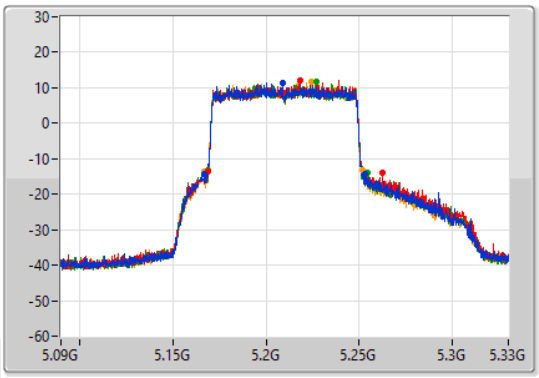

CF 5.21GHz
Span 240MHz
RBW 2MHz
VBW 10MHz
Sweep Time 100ms
Detector Type Peak

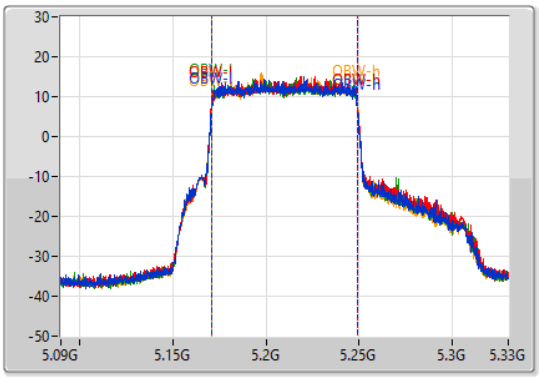

26dB(Hz)	Fl-26dB(Hz)	Fh-26dB(Hz)	OBW(Hz)	Fl-OBW(Hz)	Fh-OBW(Hz)	Limit(Hz)	Port
86.4M	5.16704G	5.25344G	77.841M	5.171139G	5.248981G	Inf	1
93.6M	5.16872G	5.26232G	77.961M	5.171139G	5.2491G	Inf	2
85.32M	5.16896G	5.25428G	77.961M	5.171139G	5.2491G	Inf	3
84.6M	5.16704G	5.25164G	77.841M	5.171139G	5.248981G	Inf	4

802.11ax HEW80_Nss4,(MCS0)_4TX EBW

5775MHz

04/01/2022

CF 5.775GHz
Span 240MHz
RBW 100kHz
VBW 300kHz
Sweep Time 100ms
Detector Type Peak

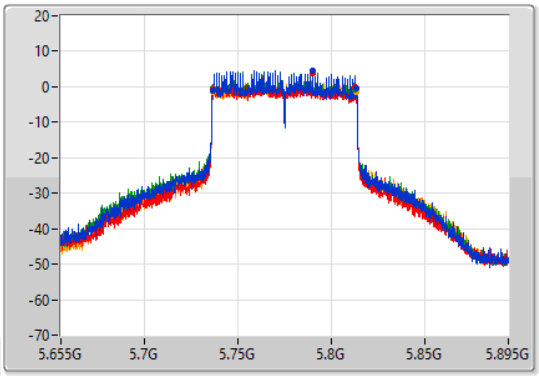

CF 5.775GHz
Span 240MHz
RBW 2MHz
VBW 10MHz
Sweep Time 100ms
Detector Type Peak

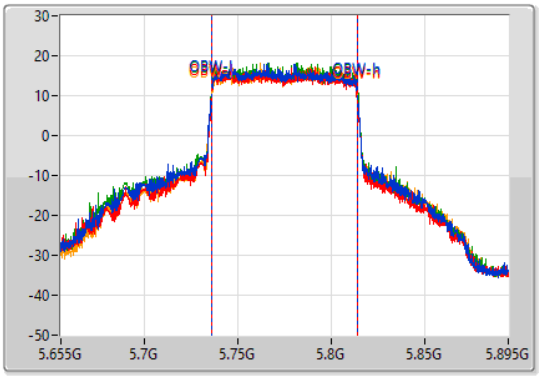

Port 1
Port 2
Port 3
Port 4

6dB(Hz)	Fl-6dB(Hz)	Fh-6dB(Hz)	OBW(Hz)	Fl-OBW(Hz)	Fh-OBW(Hz)	Limit(Hz)	Port
76.92M	5.73624G	5.81316G	78.081M	5.73578G	5.813861G	500k	1
75.84M	5.73672G	5.81256G	77.961M	5.7359G	5.813861G	500k	2
76.68M	5.73636G	5.81304G	78.081M	5.73578G	5.813861G	500k	3
77.4M	5.73624G	5.81364G	78.081M	5.7359G	5.813981G	500k	4

802.11ax HEW80_Nss4,(MCS0)_4TX EBW

5775MHz

04/01/2022

CF 5.775GHz
Span 240MHz
RBW 2MHz
VBW 10MHz
Sweep Time 100ms
Detector Type Peak

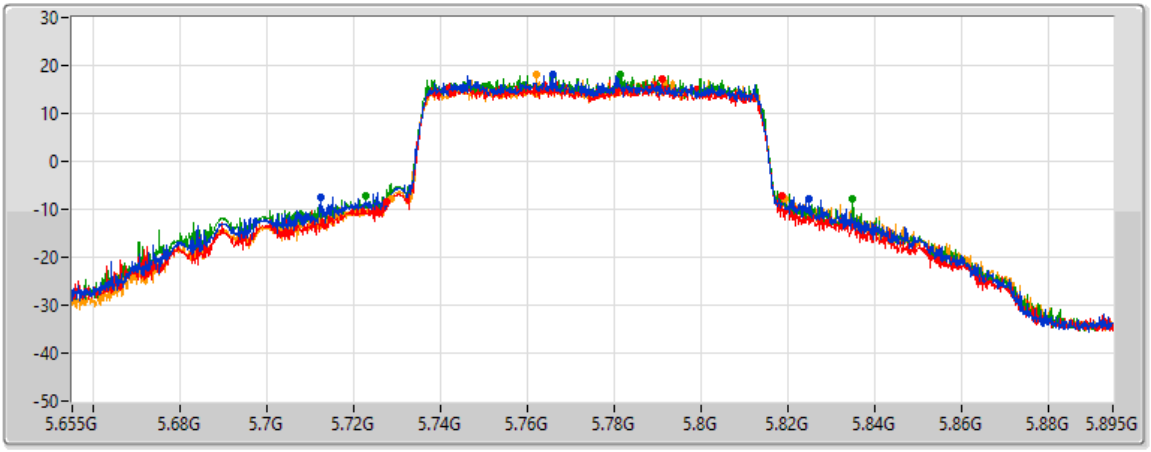

Port 1
Port 2
Port 3
Port 4

26dB(Hz)	Fl-26dB(Hz)	Fh-26dB(Hz)	Limit(Hz)	Port
112.8M	5.71224G	5.82504G	Inf	1
91.32M	5.72736G	5.81868G	Inf	2
112.32M	5.72268G	5.835G	Inf	3
90.84M	5.72856G	5.8194G	Inf	4

For Scanning Radio 1 / 2T1S and 2T2S
Summary

Mode	Max-N dB (Hz)	Max-OBW (Hz)	ITU-Code	Min-N dB (Hz)	Min-OBW (Hz)
5.15-5.25GHz	-	-	-	-	-
802.11a_Nss1,(6Mbps)_2TX	36.54M	18.111M	18M1D1D	23.91M	17.151M
802.11ax HEW20_Nss2,(MCS0)_2TX	33.93M	19.31M	19M3D1D	22.44M	19.16M
802.11ax HEW40_Nss2,(MCS0)_2TX	60.12M	38.501M	38M5D1D	47.04M	38.081M
802.11ax HEW80_Nss2,(MCS0)_2TX	93.12M	78.081M	78M1D1D	84.24M	77.961M
5.725-5.85GHz	-	-	-	-	-
802.11a_Nss1,(6Mbps)_2TX	16.5M	19.49M	19M5D1D	16.32M	16.972M
802.11ax HEW20_Nss2,(MCS0)_2TX	19.05M	19.52M	19M5D1D	18.81M	19.16M
802.11ax HEW40_Nss2,(MCS0)_2TX	37.8M	46.417M	46M4D1D	37.08M	38.681M
802.11ax HEW80_Nss2,(MCS0)_2TX	77.52M	78.321M	78M3D1D	76.56M	78.201M

Max-N dB = Maximum 6dB down bandwidth for 5.725-5.85GHz band / Maximum 26dB down bandwidth for other band;
Max-OBW = Maximum 99% occupied bandwidth;
Min-N dB = Minimum 6dB down bandwidth for 5.725-5.85GHz band / Maximum 26dB down bandwidth for other band;
Min-OBW = Minimum 99% occupied bandwidth

Result

Mode	Result	Limit (Hz)	Port 1-N dB (Hz)	Port 1-OBW (Hz)	Port 2-N dB (Hz)	Port 2-OBW (Hz)
802.11a_Nss1,(6Mbps)_2TX	-	-	-	-	-	-
5180MHz	Pass	Inf	27.45M	17.631M	28.08M	17.451M
5200MHz	Pass	Inf	36.54M	18.111M	34.59M	17.991M
5240MHz	Pass	Inf	23.97M	17.301M	23.91M	17.151M
5745MHz	Pass	500k	16.32M	19.49M	16.32M	17.931M
5785MHz	Pass	500k	16.35M	17.241M	16.5M	16.972M
5825MHz	Pass	500k	16.35M	17.241M	16.35M	17.031M
802.11ax HEW20_Nss2,(MCS0)_2TX	-	-	-	-	-	-
5180MHz	Pass	Inf	25.14M	19.25M	30.54M	19.31M
5200MHz	Pass	Inf	30.51M	19.28M	33.93M	19.28M
5240MHz	Pass	Inf	22.44M	19.19M	23.25M	19.16M
5745MHz	Pass	500k	18.81M	19.52M	18.9M	19.28M
5785MHz	Pass	500k	18.99M	19.22M	18.9M	19.16M
5825MHz	Pass	500k	19.05M	19.19M	18.96M	19.22M
802.11ax HEW40_Nss2,(MCS0)_2TX	-	-	-	-	-	-
5190MHz	Pass	Inf	47.04M	38.201M	48.12M	38.081M
5230MHz	Pass	Inf	58.92M	38.321M	60.12M	38.501M
5755MHz	Pass	500k	37.08M	46.417M	37.8M	38.861M
5795MHz	Pass	500k	37.68M	39.46M	37.68M	38.681M
802.11ax HEW80_Nss2,(MCS0)_2TX	-	-	-	-	-	-
5210MHz	Pass	Inf	84.24M	78.081M	93.12M	77.961M
5775MHz	Pass	500k	77.52M	78.321M	76.56M	78.201M

Port X-N dB = Port X 6dB down bandwidth for 5.725-5.85GHz band / 26dB down bandwidth for other band
Port X-OBW = Port X 99% occupied bandwidth

802.11a_Nss1,(6Mbps)_2TX EBW

5180MHz

30/12/2021

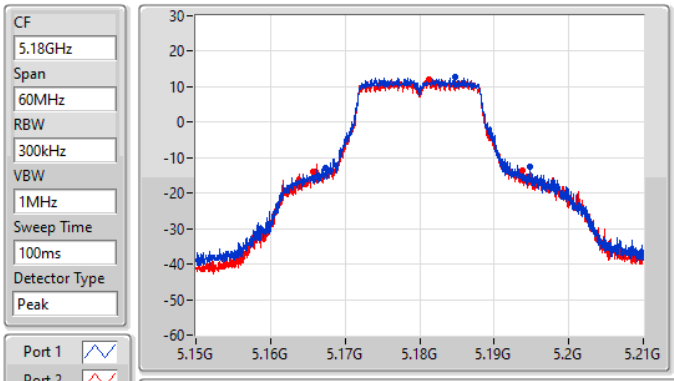

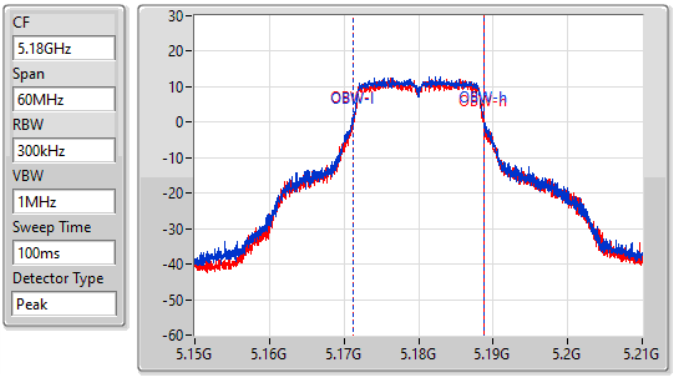

26dB(Hz)	Fl-26dB(Hz)	Fh-26dB(Hz)	OBW(Hz)	Fl-OBW(Hz)	Fh-OBW(Hz)	Limit(Hz)	Port
27.45M	5.16731G	5.19476G	17.631M	5.171184G	5.188816G	Inf	1
28.08M	5.16572G	5.1938G	17.451M	5.171304G	5.188756G	Inf	2

802.11a_Nss1,(6Mbps)_2TX EBW

5200MHz

30/12/2021

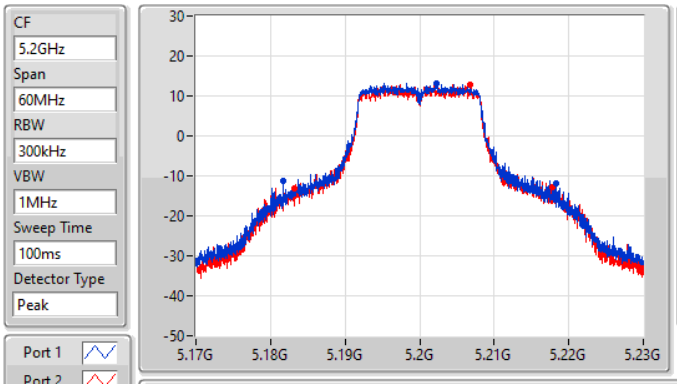

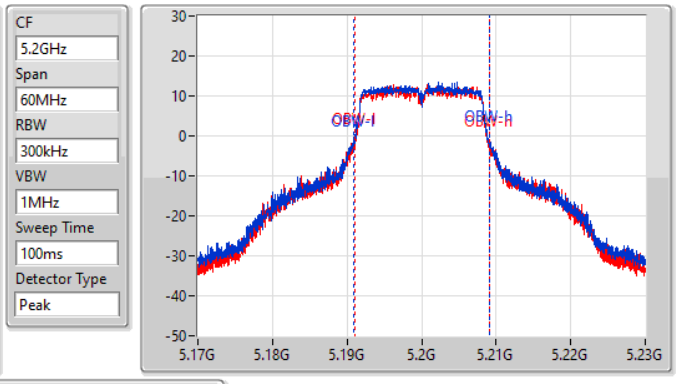

26dB(Hz)	Fl-26dB(Hz)	Fh-26dB(Hz)	OBW(Hz)	Fl-OBW(Hz)	Fh-OBW(Hz)	Limit(Hz)	Port
36.54M	5.1817G	5.21824G	18.111M	5.190915G	5.209025G	Inf	1
34.59M	5.1832G	5.21779G	17.991M	5.191034G	5.209025G	Inf	2

802.11a_Nss1,(6Mbps)_2TX

EBW

5240MHz

30/12/2021

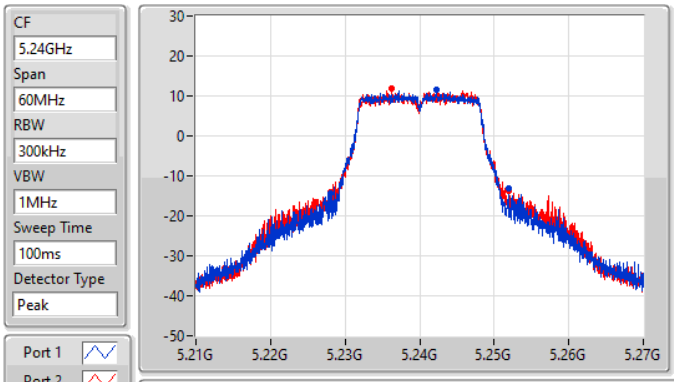

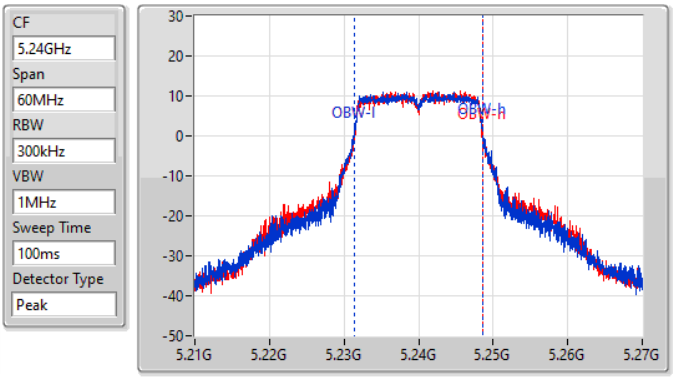

26dB(Hz)	Fl-26dB(Hz)	Fh-26dB(Hz)	OBW(Hz)	Fl-OBW(Hz)	Fh-OBW(Hz)	Limit(Hz)	Port
23.97M	5.22797G	5.25194G	17.301M	5.231334G	5.248636G	Inf	1
23.91M	5.228G	5.25191G	17.151M	5.231424G	5.248576G	Inf	2

802.11a_Nss1,(6Mbps)_2TX

EBW

5745MHz

30/12/2021

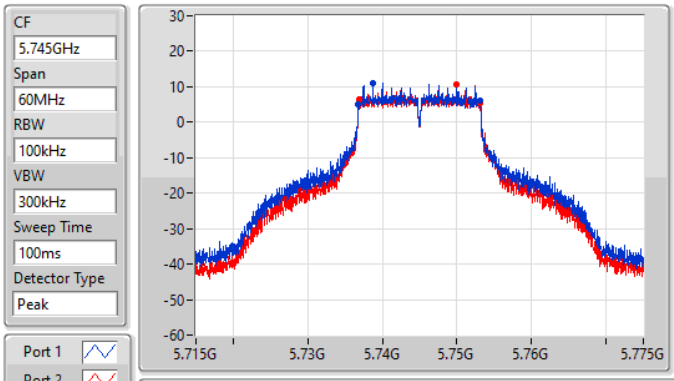

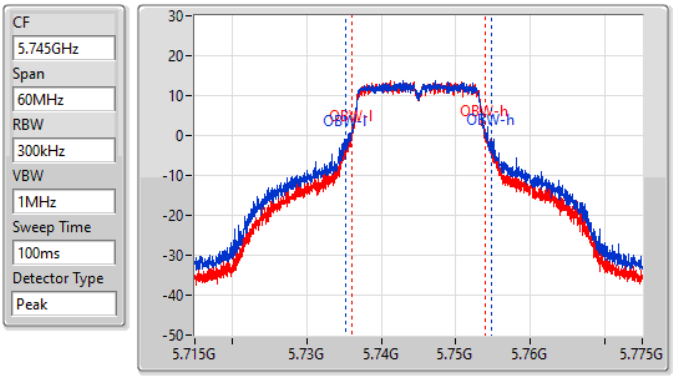

6dB(Hz)	Fl-6dB(Hz)	Fh-6dB(Hz)	OBW(Hz)	Fl-OBW(Hz)	Fh-OBW(Hz)	Limit(Hz)	Port
16.32M	5.73681G	5.75313G	19.49M	5.735225G	5.754715G	500k	1
16.32M	5.73684G	5.75316G	17.931M	5.736064G	5.753996G	500k	2

802.11a_Nss1,(6Mbps)_2TX EBW

5745MHz

30/12/2021

CF 5.745GHz
Span 60MHz
RBW 300kHz
VBW 1MHz
Sweep Time 100ms
Detector Type Peak

Port 1
Port 2

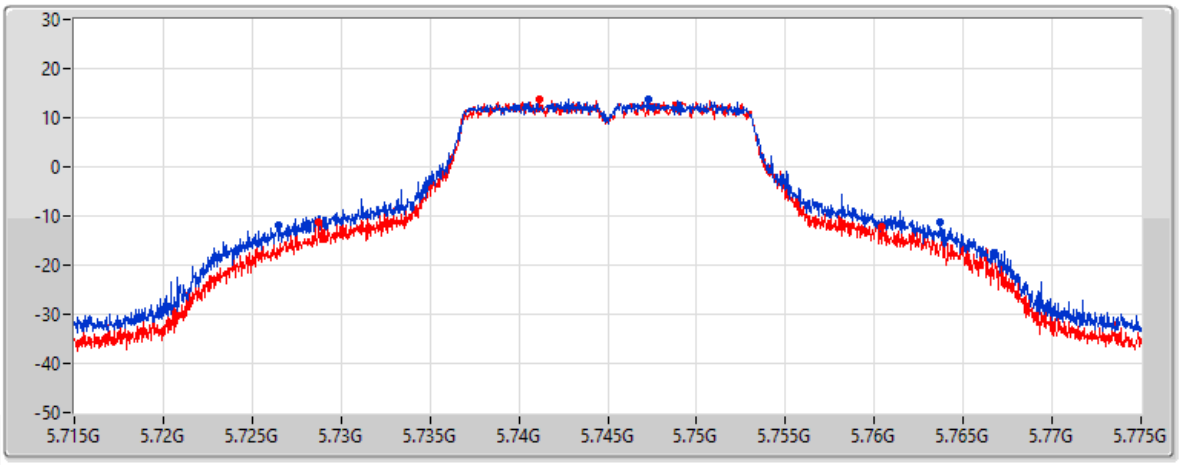

26dB(Hz)	Fl-26dB(Hz)	Fh-26dB(Hz)	Limit(Hz)	Port
37.2M	5.72652G	5.76372G	Inf	1
31.68M	5.72874G	5.76042G	Inf	2

802.11a_Nss1,(6Mbps)_2TX EBW

5785MHz

30/12/2021

CF 5.785GHz
Span 60MHz
RBW 100kHz
VBW 300kHz
Sweep Time 100ms
Detector Type Peak

Port 1
Port 2

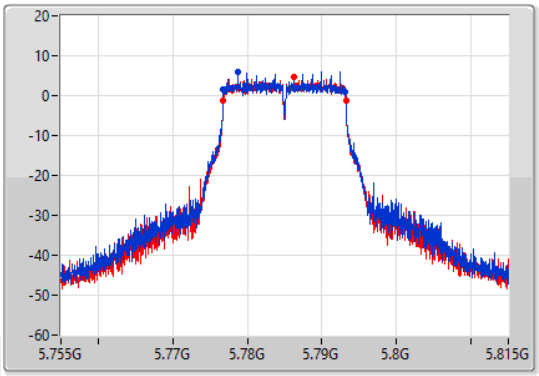

CF 5.785GHz
Span 60MHz
RBW 300kHz
VBW 1MHz
Sweep Time 100ms
Detector Type Peak

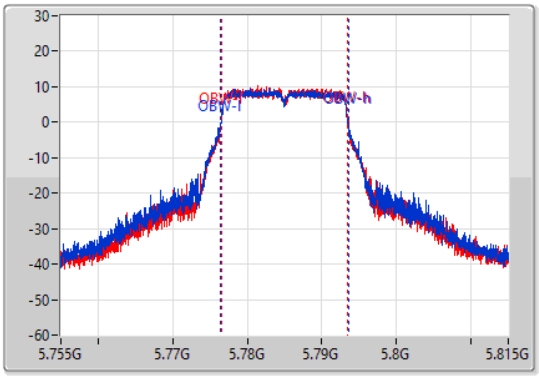

6dB(Hz)	Fl-6dB(Hz)	Fh-6dB(Hz)	OBW(Hz)	Fl-OBW(Hz)	Fh-OBW(Hz)	Limit(Hz)	Port
16.35M	5.77681G	5.79316G	17.241M	5.776334G	5.793576G	500k	1
16.5M	5.77675G	5.79325G	16.972M	5.776514G	5.793486G	500k	2

802.11a_Nss1,(6Mbps)_2TX EBW

5785MHz

30/12/2021

CF 5.785GHz
Span 60MHz
RBW 300kHz
VBW 1MHz
Sweep Time 100ms
Detector Type Peak

Port 1
Port 2

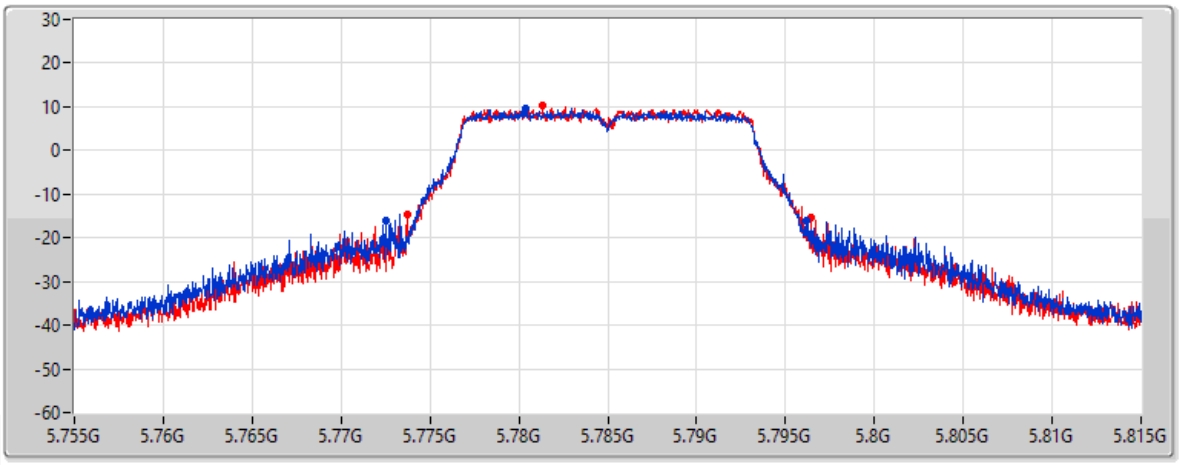

26dB(Hz)	Fl-26dB(Hz)	Fh-26dB(Hz)	Limit(Hz)	Port
23.73M	5.77249G	5.79622G	Inf	1
22.68M	5.77372G	5.7964G	Inf	2

802.11a_Nss1,(6Mbps)_2TX EBW

5825MHz

30/12/2021

CF 5.825GHz
Span 60MHz
RBW 100kHz
VBW 300kHz
Sweep Time 100ms
Detector Type Peak

Port 1
Port 2

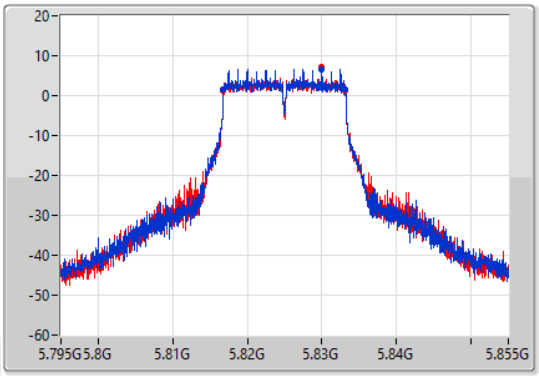

CF 5.825GHz
Span 60MHz
RBW 300kHz
VBW 1MHz
Sweep Time 100ms
Detector Type Peak

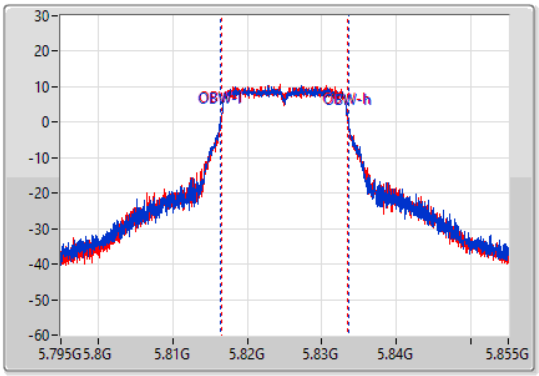

6dB(Hz)	Fl-6dB(Hz)	Fh-6dB(Hz)	OBW(Hz)	Fl-OBW(Hz)	Fh-OBW(Hz)	Limit(Hz)	Port
16.35M	5.81681G	5.83316G	17.241M	5.816334G	5.833576G	500k	1
16.35M	5.81681G	5.83316G	17.031M	5.816484G	5.833516G	500k	2

802.11a_Nss1,(6Mbps)_2TX EBW

5825MHz

30/12/2021

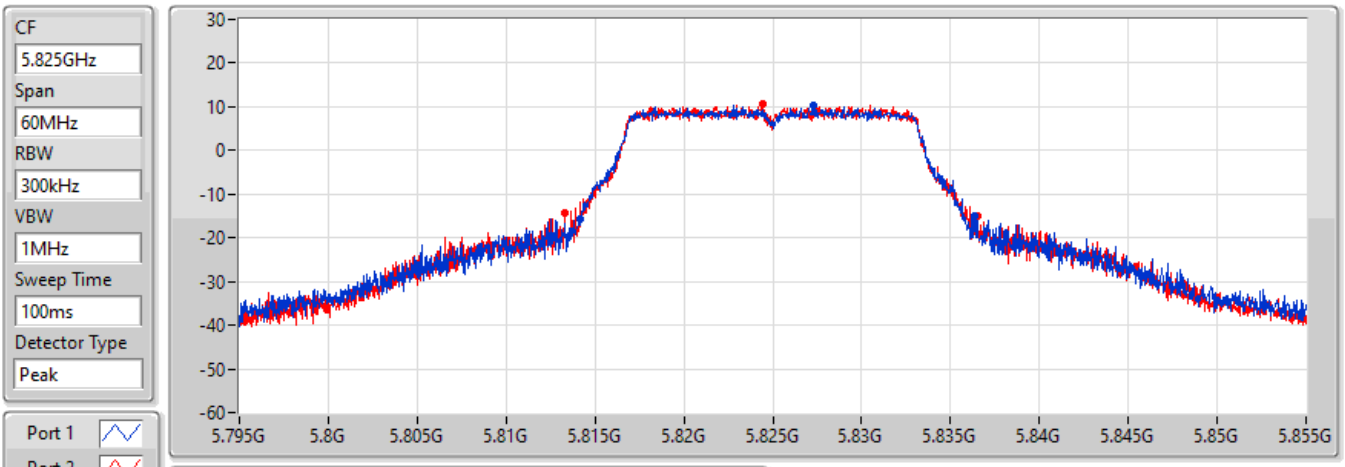

26dB(Hz)	Fl-26dB(Hz)	Fh-26dB(Hz)	Limit(Hz)	Port
22.14M	5.81417G	5.83631G	Inf	1
23.19M	5.8133G	5.83649G	Inf	2

802.11ax HEW20_Nss2,(MCS0)_2TX EBW

5180MHz

30/12/2021

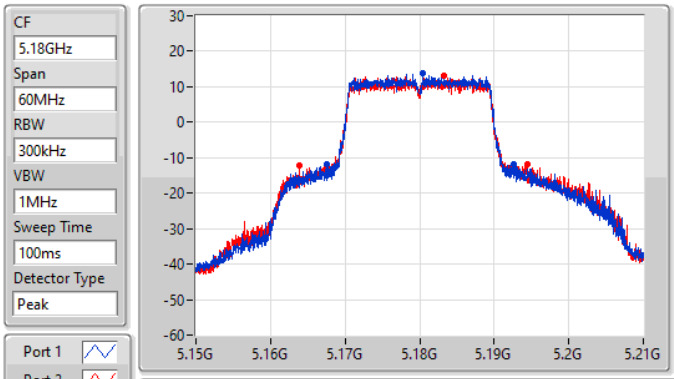

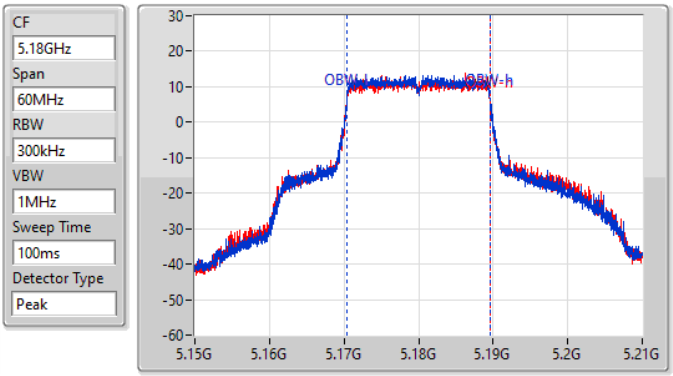

26dB(Hz)	Fl-26dB(Hz)	Fh-26dB(Hz)	OBW(Hz)	Fl-OBW(Hz)	Fh-OBW(Hz)	Limit(Hz)	Port
25.14M	5.16755G	5.19269G	19.25M	5.170375G	5.189625G	Inf	1
30.54M	5.16386G	5.1944G	19.31M	5.170345G	5.189655G	Inf	2

802.11ax HEW20_Nss2,(MCS0)_2TX EBW

5200MHz

30/12/2021

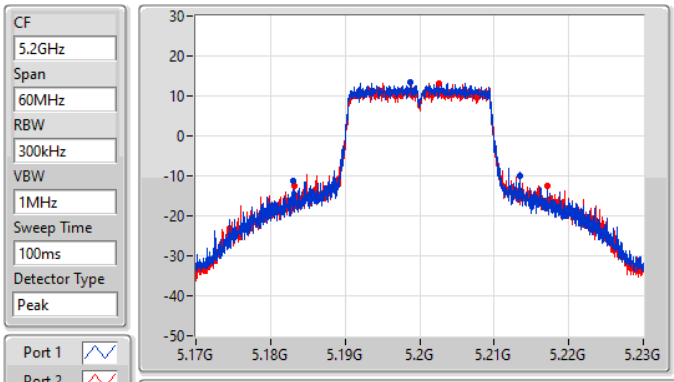

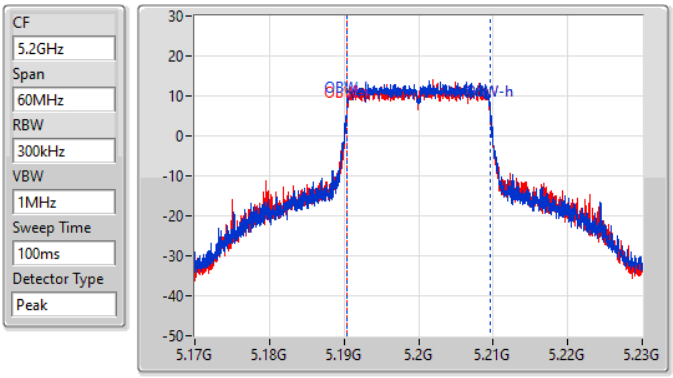

26dB(Hz)	Fl-26dB(Hz)	Fh-26dB(Hz)	OBW(Hz)	Fl-OBW(Hz)	Fh-OBW(Hz)	Limit(Hz)	Port
30.51M	5.18296G	5.21347G	19.28M	5.190345G	5.209625G	Inf	1
33.93M	5.18323G	5.21716G	19.28M	5.190345G	5.209625G	Inf	2

802.11ax HEW20_Nss2,(MCS0)_2TX EBW

5240MHz

30/12/2021

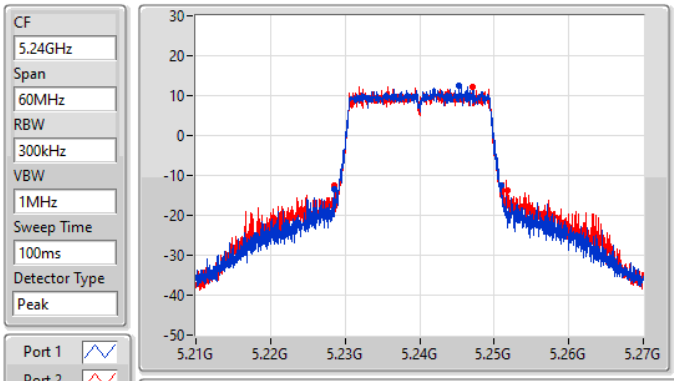

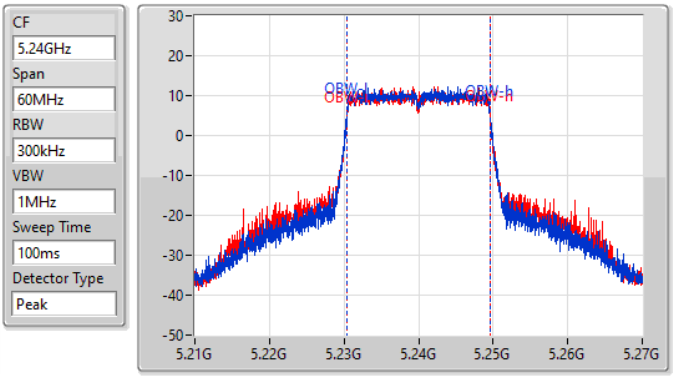

26dB(Hz)	Fl-26dB(Hz)	Fh-26dB(Hz)	OBW(Hz)	Fl-OBW(Hz)	Fh-OBW(Hz)	Limit(Hz)	Port
22.44M	5.22851G	5.25095G	19.19M	5.230405G	5.249595G	Inf	1
23.25M	5.22854G	5.25179G	19.16M	5.230405G	5.249565G	Inf	2

802.11ax HEW20_Nss2,(MCS0)_2TX EBW

5745MHz

30/12/2021

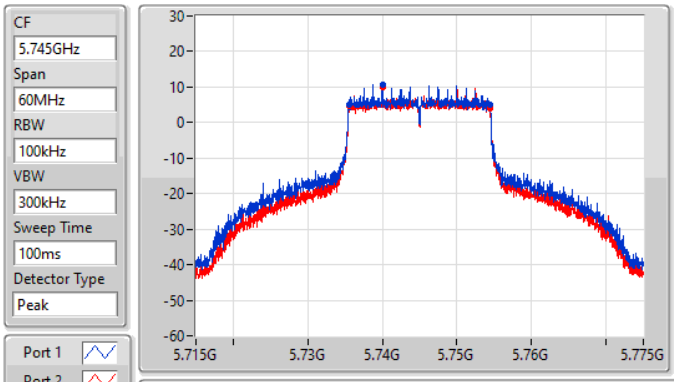

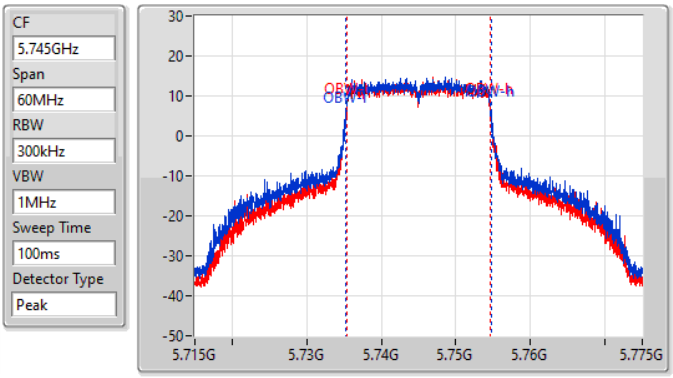

6dB(Hz)	Fl-6dB(Hz)	Fh-6dB(Hz)	OBW(Hz)	Fl-OBW(Hz)	Fh-OBW(Hz)	Limit(Hz)	Port
18.81M	5.73555G	5.75436G	19.52M	5.735225G	5.754745G	500k	1
18.9M	5.73558G	5.75448G	19.28M	5.735345G	5.754625G	500k	2

802.11ax HEW20_Nss2,(MCS0)_2TX EBW

5745MHz

30/12/2021

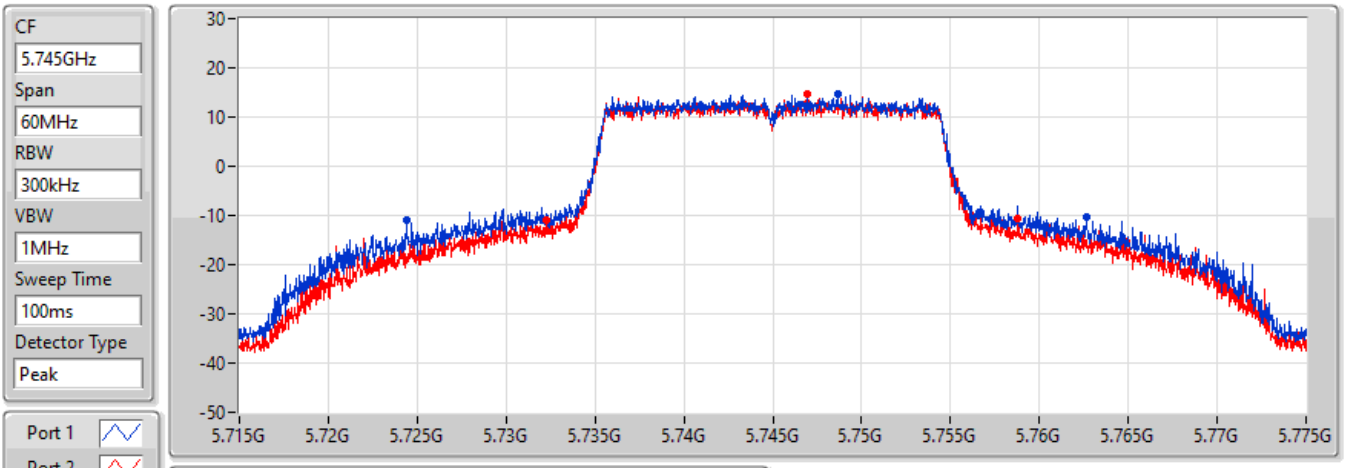

26dB(Hz)	Fl-26dB(Hz)	Fh-26dB(Hz)	Limit(Hz)	Port
38.25M	5.72439G	5.76264G	Inf	1
26.55M	5.73225G	5.7588G	Inf	2

802.11ax HEW20_Nss2,(MCS0)_2TX EBW

5785MHz

30/12/2021

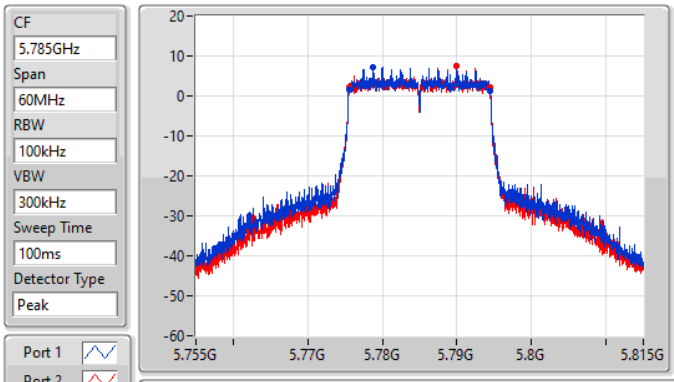

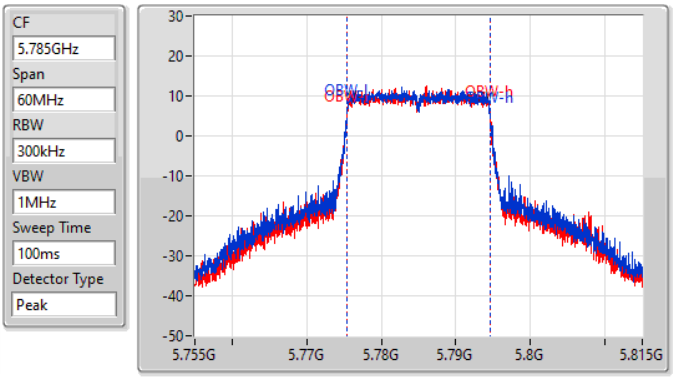

6dB(Hz)	Fl-6dB(Hz)	Fh-6dB(Hz)	OBW(Hz)	Fl-OBW(Hz)	Fh-OBW(Hz)	Limit(Hz)	Port
18.99M	5.77549G	5.79448G	19.22M	5.775375G	5.794595G	500k	1
18.9M	5.77555G	5.79445G	19.16M	5.775405G	5.794565G	500k	2

802.11ax HEW20_Nss2,(MCS0)_2TX EBW

5785MHz

30/12/2021

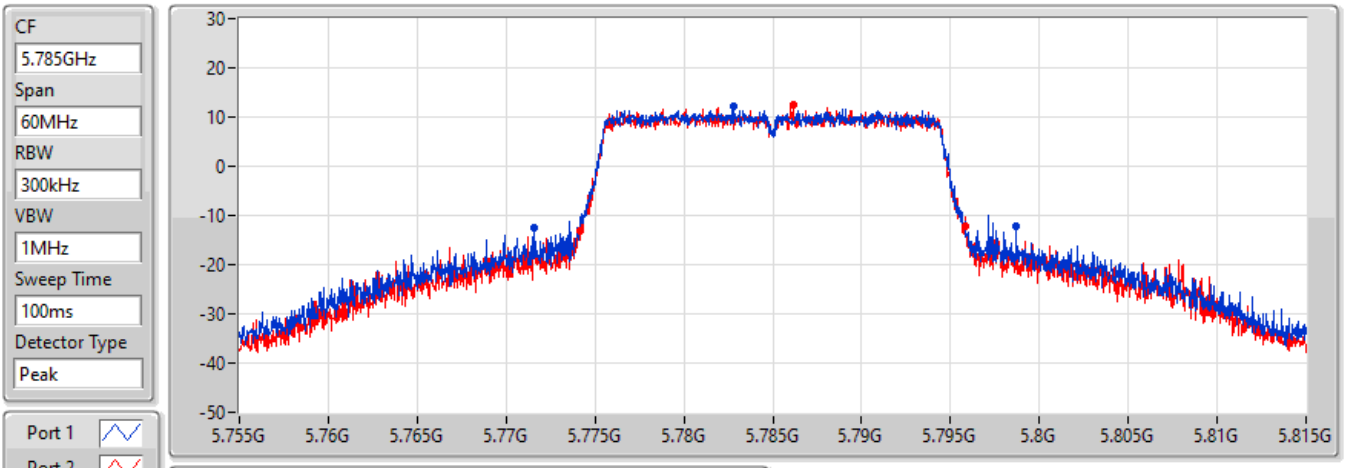

26dB(Hz)	Fl-26dB(Hz)	Fh-26dB(Hz)	Limit(Hz)	Port
27.09M	5.77159G	5.79868G	Inf	1
21.66M	5.7742G	5.79586G	Inf	2

802.11ax HEW20_Nss2,(MCS0)_2TX EBW

5825MHz

27/01/2022

CF 5.825GHz
Span 60MHz
RBW 100kHz
VBW 300kHz
Sweep Time 100ms
Detector Type Peak

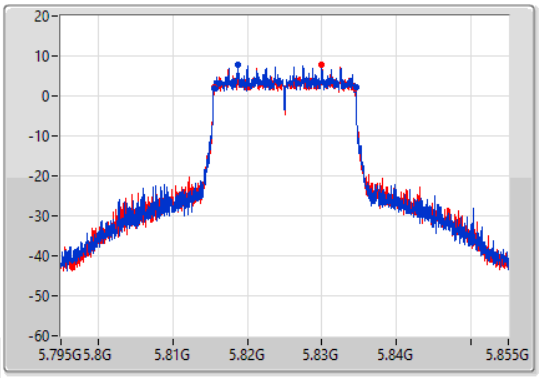

CF 5.825GHz
Span 60MHz
RBW 300kHz
VBW 1MHz
Sweep Time 100ms
Detector Type Peak

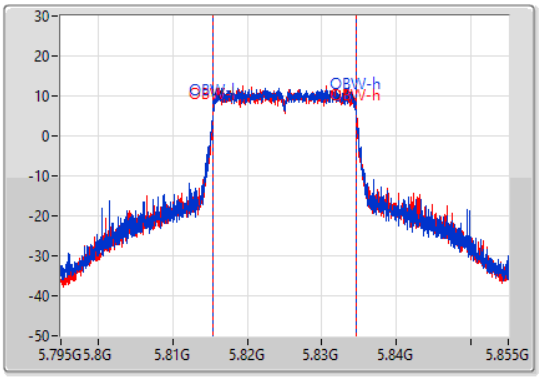

Port 1
Port 2

6dB(Hz)	Fl-6dB(Hz)	Fh-6dB(Hz)	OBW(Hz)	Fl-OBW(Hz)	Fh-OBW(Hz)	Limit(Hz)	Port
19.05M	5.81549G	5.83454G	19.19M	5.815375G	5.834565G	500k	1
18.96M	5.81552G	5.83448G	19.22M	5.815375G	5.834595G	500k	2

802.11ax HEW20_Nss2,(MCS0)_2TX EBW

5825MHz

27/01/2022

CF 5.825GHz
Span 60MHz
RBW 300kHz
VBW 1MHz
Sweep Time 100ms
Detector Type Peak

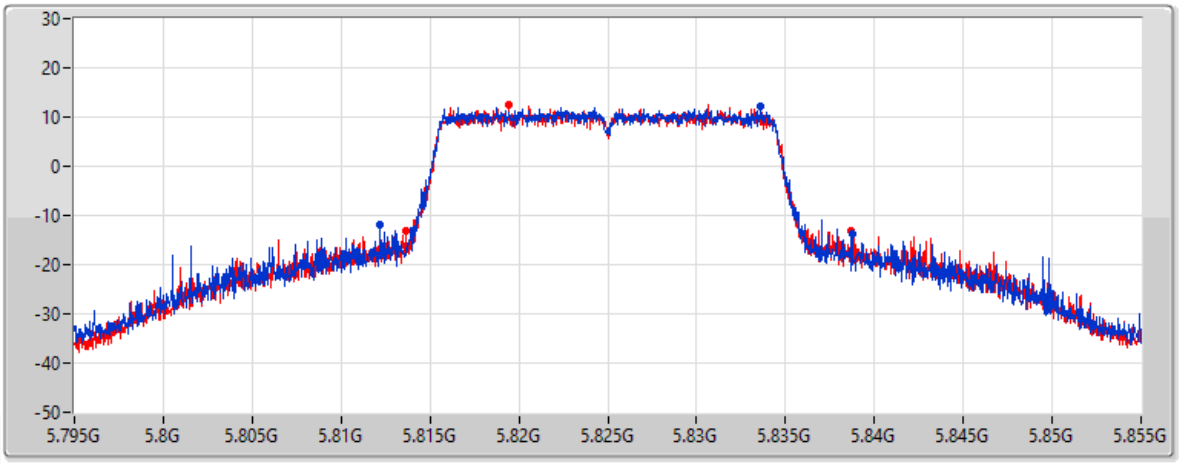

Port 1
Port 2

26dB(Hz)	Fl-26dB(Hz)	Fh-26dB(Hz)	Limit(Hz)	Port
26.52M	5.81222G	5.83874G	Inf	1
25.08M	5.81363G	5.83871G	Inf	2

802.11ax HEW40_Nss2,(MCS0)_2TX EBW

5190MHz

30/12/2021

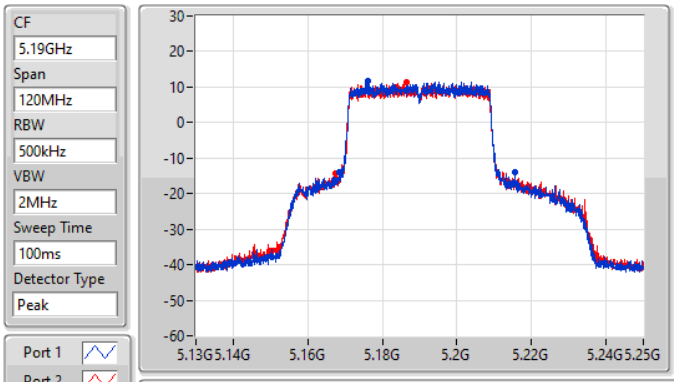

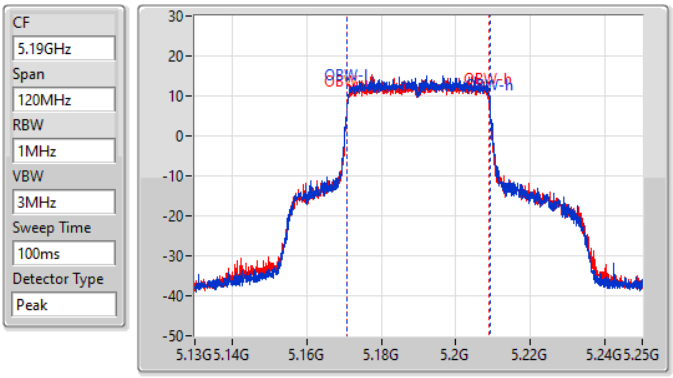

26dB(Hz)	Fl-26dB(Hz)	Fh-26dB(Hz)	OBW(Hz)	Fl-OBW(Hz)	Fh-OBW(Hz)	Limit(Hz)	Port
47.04M	5.1684G	5.21544G	38.201M	5.17093G	5.20913G	Inf	1
48.12M	5.16756G	5.21568G	38.081M	5.17093G	5.20901G	Inf	2

802.11ax HEW40_Nss2,(MCS0)_2TX EBW

5230MHz

30/12/2021

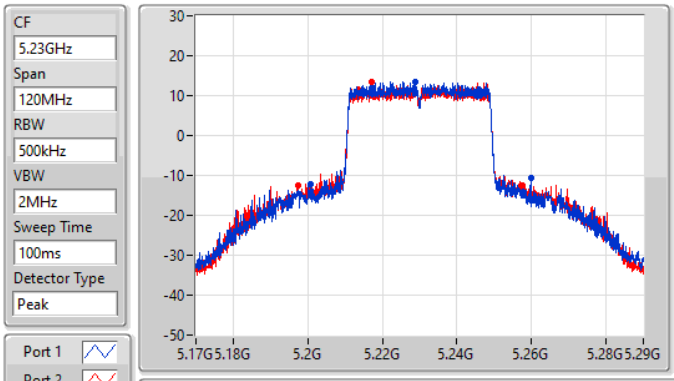

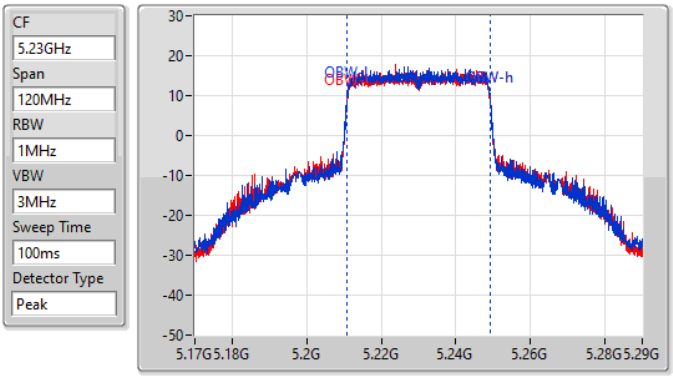

26dB(Hz)	Fl-26dB(Hz)	Fh-26dB(Hz)	OBW(Hz)	Fl-OBW(Hz)	Fh-OBW(Hz)	Limit(Hz)	Port
58.92M	5.2009G	5.25982G	38.321M	5.21087G	5.24919G	Inf	1
60.12M	5.19742G	5.25754G	38.501M	5.21075G	5.24925G	Inf	2

802.11ax HEW40_Nss2,(MCS0)_2TX EBW

5755MHz

30/12/2021

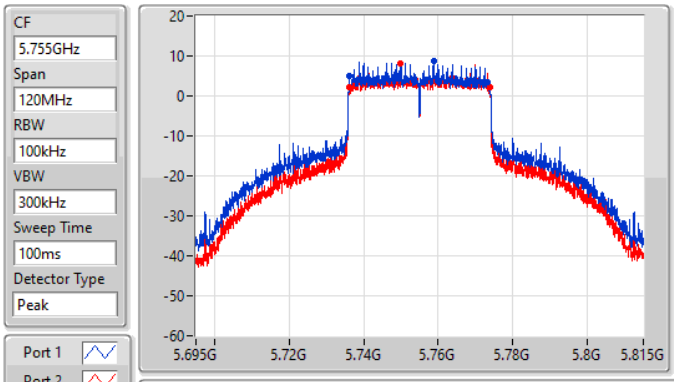

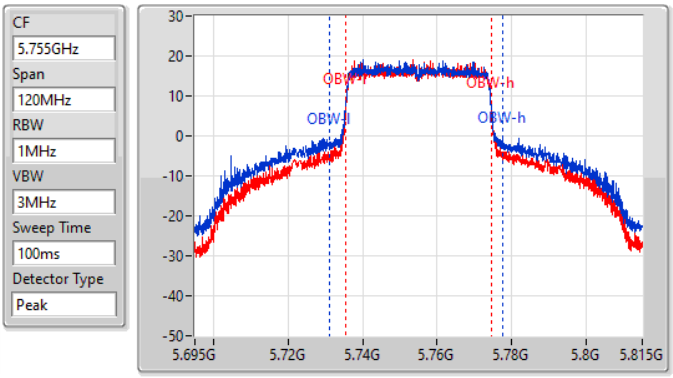

6dB(Hz)	Fl-6dB(Hz)	Fh-6dB(Hz)	OBW(Hz)	Fl-OBW(Hz)	Fh-OBW(Hz)	Limit(Hz)	Port
37.08M	5.73616G	5.77324G	46.417M	5.731192G	5.777609G	500k	1
37.8M	5.73604G	5.77384G	38.861M	5.73557G	5.77443G	500k	2

802.11ax HEW40_Nss2,(MCS0)_2TX EBW

5755MHz

30/12/2021

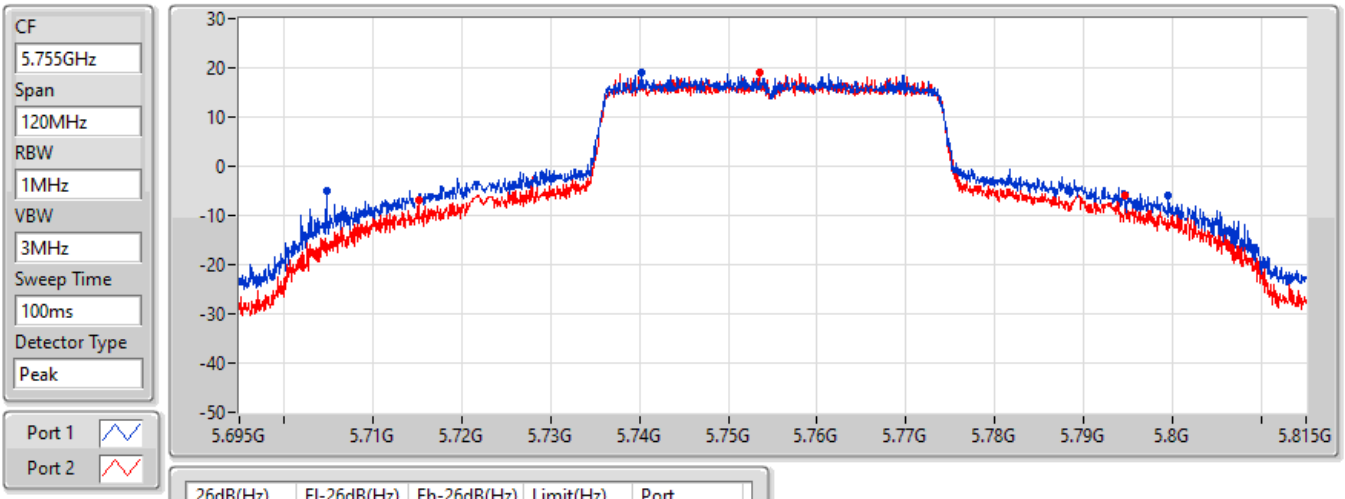

26dB(Hz)	Fl-26dB(Hz)	Fh-26dB(Hz)	Limit(Hz)	Port
94.74M	5.70478G	5.79952G	Inf	1
79.44M	5.71516G	5.7946G	Inf	2

802.11ax HEW40_Nss2,(MCS0)_2TX EBW

5795MHz

30/12/2021

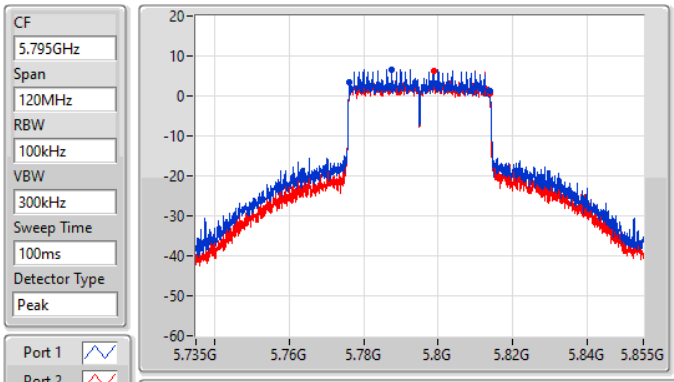

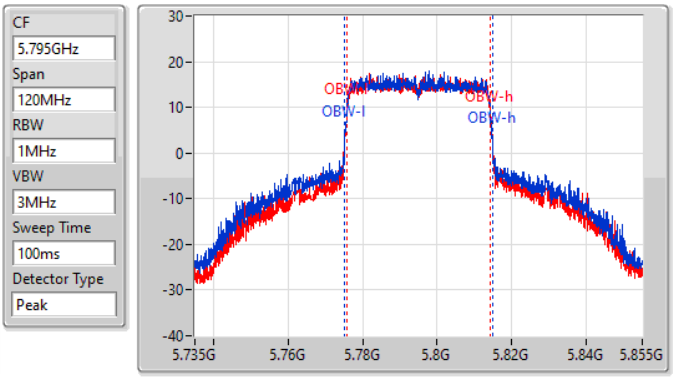

6dB(Hz)	Fl-6dB(Hz)	Fh-6dB(Hz)	OBW(Hz)	Fl-OBW(Hz)	Fh-OBW(Hz)	Limit(Hz)	Port
37.68M	5.77616G	5.81384G	39.46M	5.77527G	5.81473G	500k	1
37.68M	5.77616G	5.81384G	38.681M	5.77569G	5.81437G	500k	2

802.11ax HEW40_Nss2,(MCS0)_2TX EBW

5795MHz

30/12/2021

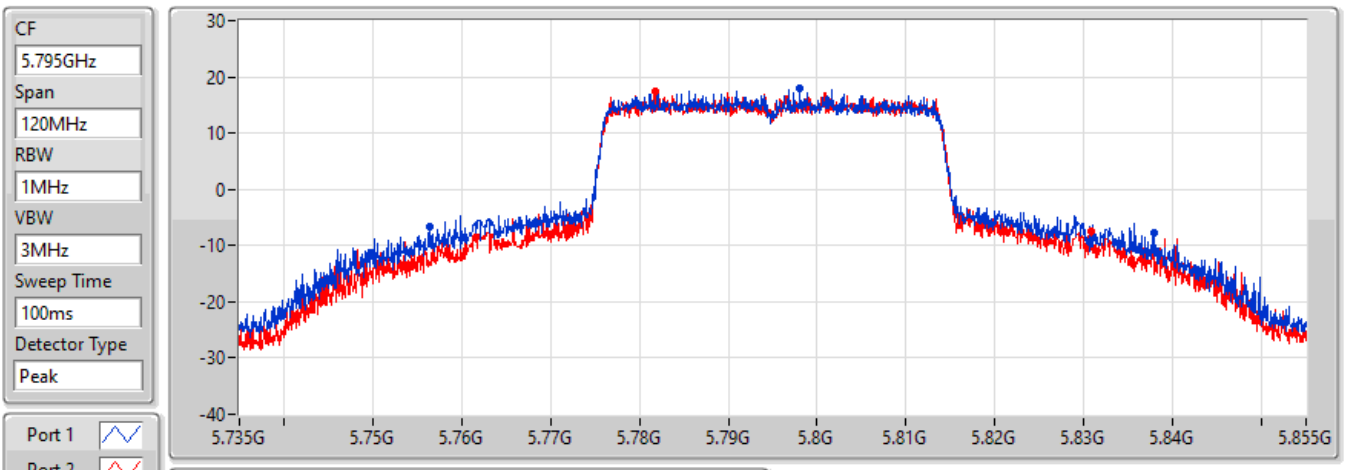

26dB(Hz)	Fl-26dB(Hz)	Fh-26dB(Hz)	Limit(Hz)	Port
81.54M	5.75636G	5.8379G	Inf	1
69.36M	5.76152G	5.83088G	Inf	2

802.11ax HEW80_Nss2,(MCS0)_2TX EBW

5210MHz

30/12/2021

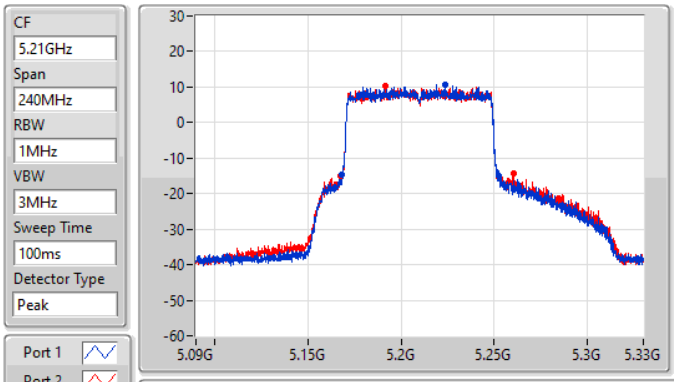

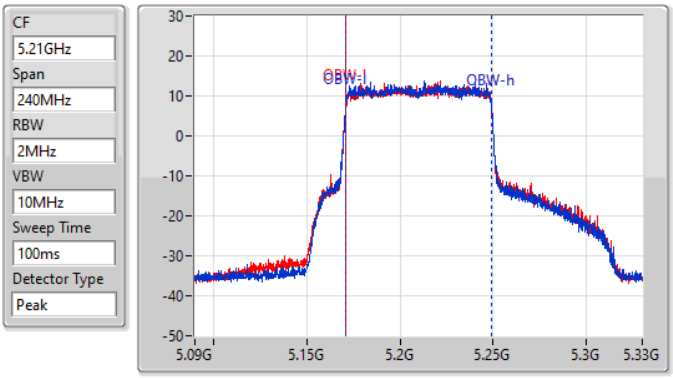

26dB(Hz)	Fl-26dB(Hz)	Fh-26dB(Hz)	OBW(Hz)	Fl-OBW(Hz)	Fh-OBW(Hz)	Limit(Hz)	Port
84.24M	5.16836G	5.2526G	78.081M	5.171019G	5.2491G	Inf	1
93.12M	5.16752G	5.26064G	77.961M	5.171139G	5.2491G	Inf	2

802.11ax HEW80_Nss2,(MCS0)_2TX EBW

5775MHz

30/12/2021

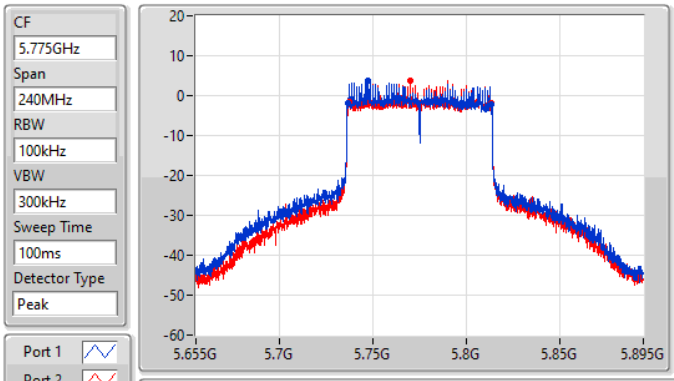

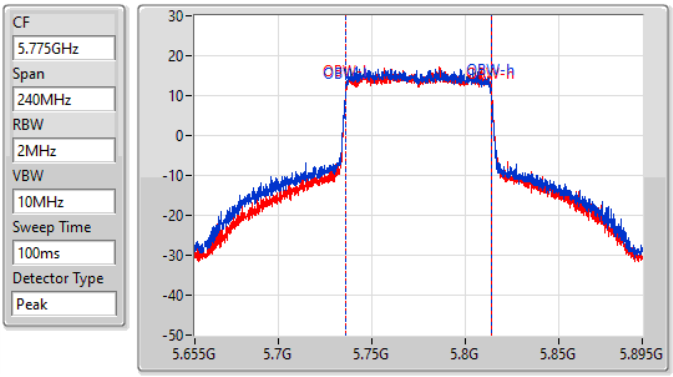

6dB(Hz)	Fl-6dB(Hz)	Fh-6dB(Hz)	OBW(Hz)	Fl-OBW(Hz)	Fh-OBW(Hz)	Limit(Hz)	Port
77.52M	5.73624G	5.81376G	78.321M	5.73578G	5.8141G	500k	1
76.56M	5.7372G	5.81376G	78.201M	5.7359G	5.8141G	500k	2

802.11ax HEW80_Nss2,(MCS0)_2TX EBW

5775MHz

30/12/2021

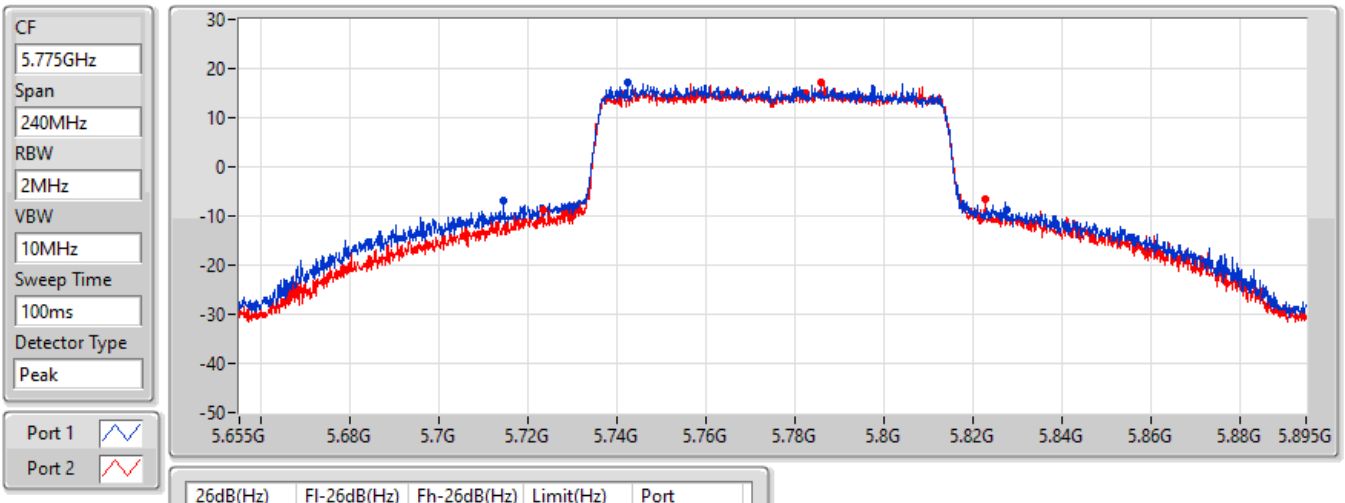

26dB(Hz)	Fl-26dB(Hz)	Fh-26dB(Hz)	Limit(Hz)	Port
113.04M	5.71452G	5.82756G	Inf	1
99.36M	5.7234G	5.82276G	Inf	2

For Radio 2 / 1T1S
Summary

Mode	Total Power (dBm)	Total Power (W)
5.15-5.25GHz	-	-
802.11a_Nss1,(6Mbps)_1TX	23.42	0.21979
802.11ax HEW20_Nss1,(MCS0)_1TX	23.13	0.20559
802.11ax HEW40_Nss1,(MCS0)_1TX	22.36	0.17219
802.11ax HEW80_Nss1,(MCS0)_1TX	19.81	0.09572
5.725-5.85GHz	-	-
802.11a_Nss1,(6Mbps)_1TX	25.78	0.37844
802.11ax HEW20_Nss1,(MCS0)_1TX	25.82	0.38194
802.11ax HEW40_Nss1,(MCS0)_1TX	25.07	0.32137
802.11ax HEW80_Nss1,(MCS0)_1TX	22.44	0.17539

Result

Mode	Result	DG (dBi)	Port 1 (dBm)	Total Power (dBm)	Power Limit (dBm)
802.11a_Nss1,(6Mbps)_1TX	-	-	-	-	-
5180MHz	Pass	1.96	21.37	21.37	30.00
5200MHz	Pass	1.96	23.42	23.42	30.00
5240MHz	Pass	1.96	22.69	22.69	30.00
5745MHz	Pass	1.18	25.17	25.17	30.00
5785MHz	Pass	1.18	25.78	25.78	30.00
5825MHz	Pass	1.18	24.16	24.16	30.00
802.11ax HEW20_Nss1,(MCS0)_1TX	-	-	-	-	-
5180MHz	Pass	1.96	21.50	21.50	30.00
5200MHz	Pass	1.96	23.13	23.13	30.00
5240MHz	Pass	1.96	22.39	22.39	30.00
5745MHz	Pass	1.18	25.29	25.29	30.00
5785MHz	Pass	1.18	25.82	25.82	30.00
5825MHz	Pass	1.18	24.16	24.16	30.00
802.11ax HEW40_Nss1,(MCS0)_1TX	-	-	-	-	-
5190MHz	Pass	1.96	20.20	20.20	30.00
5230MHz	Pass	1.96	22.36	22.36	30.00
5755MHz	Pass	1.18	24.46	24.46	30.00
5795MHz	Pass	1.18	25.07	25.07	30.00
802.11ax HEW80_Nss1,(MCS0)_1TX	-	-	-	-	-
5210MHz	Pass	1.96	19.81	19.81	30.00
5775MHz	Pass	1.18	22.44	22.44	30.00

DG = Directional Gain; Port X = Port X output power

For 2T1S
Summary

Mode	Total Power (dBm)	Total Power (W)
5.15-5.25GHz	-	-
802.11a_Nss1,(6Mbps)_2TX	25.70	0.37154
5.725-5.85GHz	-	-
802.11a_Nss1,(6Mbps)_2TX	27.67	0.58479

Result

Mode	Result	DG (dBi)	Port 1 (dBm)	Port 2 (dBm)	Total Power (dBm)	Power Limit (dBm)
802.11a_Nss1,(6Mbps)_2TX	-	-	-	-	-	-
5180MHz	Pass	4.38	20.91	20.58	23.76	30.00
5200MHz	Pass	4.38	23.05	22.30	25.70	30.00
5240MHz	Pass	4.38	22.73	22.08	25.43	30.00
5745MHz	Pass	3.04	21.87	21.08	24.50	30.00
5785MHz	Pass	3.04	25.22	24.02	27.67	30.00
5825MHz	Pass	3.04	22.18	21.44	24.84	30.00

DG = Directional Gain; Port X = Port X output power

For 2T2S
Summary

Mode	Total Power (dBm)	Total Power (W)
5.15-5.25GHz	-	-
802.11ax HEW20_Nss2,(MCS0)_2TX	25.46	0.35156
802.11ax HEW40_Nss2,(MCS0)_2TX	24.67	0.29309
802.11ax HEW80_Nss2,(MCS0)_2TX	21.87	0.15382
5.725-5.85GHz	-	-
802.11ax HEW20_Nss2,(MCS0)_2TX	28.26	0.66988
802.11ax HEW40_Nss2,(MCS0)_2TX	27.43	0.55335
802.11ax HEW80_Nss2,(MCS0)_2TX	24.72	0.29648

Result

Mode	Result	DG (dBi)	Port 1 (dBm)	Port 2 (dBm)	Total Power (dBm)	Power Limit (dBm)
802.11ax HEW20_Nss2,(MCS0)_2TX	-	-	-	-	-	-
5180MHz	Pass	2.44	21.17	20.72	23.96	30.00
5200MHz	Pass	2.44	22.75	22.13	25.46	30.00
5240MHz	Pass	2.44	22.45	22.24	25.36	30.00
5745MHz	Pass	1.31	22.33	21.16	24.79	30.00
5785MHz	Pass	1.31	25.87	24.52	28.26	30.00
5825MHz	Pass	1.31	23.10	22.33	25.74	30.00
802.11ax HEW40_Nss2,(MCS0)_2TX	-	-	-	-	-	-
5190MHz	Pass	2.44	19.66	19.59	22.64	30.00
5230MHz	Pass	2.44	21.69	21.63	24.67	30.00
5755MHz	Pass	1.31	24.31	23.50	26.93	30.00
5795MHz	Pass	1.31	24.75	24.07	27.43	30.00
802.11ax HEW80_Nss2,(MCS0)_2TX	-	-	-	-	-	-
5210MHz	Pass	2.44	18.93	18.78	21.87	30.00
5775MHz	Pass	1.31	22.21	21.14	24.72	30.00

DG = Directional Gain; Port X = Port X output power

For 4T1S / Non beamforming mode
Summary

Mode	Total Power (dBm)	Total Power (W)
5.15-5.25GHz	-	-
802.11a_Nss1,(6Mbps)_4TX	27.01	0.50234
802.11ax HEW20_Nss1,(MCS0)_4TX	26.44	0.44055
802.11ax HEW40_Nss1,(MCS0)_4TX	26.26	0.42267
802.11ax HEW80_Nss1,(MCS0)_4TX	23.38	0.21777
5.725-5.85GHz	-	-
802.11a_Nss1,(6Mbps)_4TX	27.40	0.54954
802.11ax HEW20_Nss1,(MCS0)_4TX	27.67	0.58479
802.11ax HEW40_Nss1,(MCS0)_4TX	28.78	0.75509
802.11ax HEW80_Nss1,(MCS0)_4TX	25.70	0.37154

Result

Mode	Result	DG (dBi)	Port 1 (dBm)	Port 2 (dBm)	Port 3 (dBm)	Port 4 (dBm)	Total Power (dBm)	Power Limit (dBm)
802.11a_Nss1,(6Mbps)_4TX	-	-	-	-	-	-	-	-
5180MHz	Pass	4.38	20.77	20.82	19.90	20.47	26.53	30.00
5200MHz	Pass	4.38	20.35	20.17	19.78	20.11	26.13	30.00
5240MHz	Pass	4.38	21.12	21.03	21.03	20.76	27.01	30.00
5745MHz	Pass	3.04	21.28	21.33	20.42	20.58	26.94	30.00
5785MHz	Pass	3.04	21.84	21.58	20.89	21.14	27.40	30.00
5825MHz	Pass	3.04	19.85	19.68	19.38	19.10	25.53	30.00
802.11ax HEW20_Nss1,(MCS0)_4TX	-	-	-	-	-	-	-	-
5180MHz	Pass	4.38	20.42	20.45	19.78	20.05	26.20	30.00
5200MHz	Pass	4.38	20.48	20.62	19.98	20.19	26.35	30.00
5240MHz	Pass	4.38	20.63	20.48	20.44	20.13	26.44	30.00
5745MHz	Pass	3.04	21.96	21.88	21.22	21.50	27.67	30.00
5785MHz	Pass	3.04	21.49	21.35	20.70	20.77	27.11	30.00
5825MHz	Pass	3.04	20.72	20.54	20.33	20.00	26.43	30.00
802.11ax HEW40_Nss1,(MCS0)_4TX	-	-	-	-	-	-	-	-
5190MHz	Pass	4.38	18.25	18.11	18.04	18.15	24.16	30.00
5230MHz	Pass	4.38	20.42	20.37	20.21	19.94	26.26	30.00
5755MHz	Pass	3.04	23.16	23.00	22.25	22.57	28.78	30.00
5795MHz	Pass	3.04	22.50	22.50	21.80	22.17	28.27	30.00
802.11ax HEW80_Nss1,(MCS0)_4TX	-	-	-	-	-	-	-	-
5210MHz	Pass	4.38	17.32	17.46	17.37	17.29	23.38	30.00
5775MHz	Pass	3.04	19.97	20.00	19.28	19.44	25.70	30.00

DG = Directional Gain; Port X = Port X output power

For 4T1S / Beamforming mode
Summary

Mode	Total Power (dBm)	Total Power (W)
5.15-5.25GHz	-	-
802.11ax HEW20-BF_Nss1,(MCS0)_4TX	26.44	0.44055
802.11ax HEW40-BF_Nss1,(MCS0)_4TX	26.26	0.42267
802.11ax HEW80-BF_Nss1,(MCS0)_4TX	23.38	0.21777
5.725-5.85GHz	-	-
802.11ax HEW20-BF_Nss1,(MCS0)_4TX	27.67	0.58479
802.11ax HEW40-BF_Nss1,(MCS0)_4TX	28.78	0.75509
802.11ax HEW80-BF_Nss1,(MCS0)_4TX	25.70	0.37154

Result

Mode	Result	DG (dBi)	Port 1 (dBm)	Port 2 (dBm)	Port 3 (dBm)	Port 4 (dBm)	Total Power (dBm)	Power Limit (dBm)
802.11ax HEW20-BF_Nss1,(MCS0)_4TX	-	-	-	-	-	-	-	-
5180MHz	Pass	6.83	20.42	20.45	19.78	20.05	26.20	29.17
5200MHz	Pass	6.83	20.48	20.62	19.98	20.19	26.35	29.17
5240MHz	Pass	6.83	20.63	20.48	20.44	20.13	26.44	29.17
5745MHz	Pass	5.92	21.96	21.88	21.22	21.5	27.67	30.00
5785MHz	Pass	5.92	21.49	21.35	20.7	20.77	27.11	30.00
5825MHz	Pass	5.92	20.72	20.54	20.33	20	26.43	30.00
802.11ax HEW40-BF_Nss1,(MCS0)_4TX	-	-	-	-	-	-	-	-
5190MHz	Pass	6.83	18.25	18.11	18.04	18.15	24.16	29.17
5230MHz	Pass	6.83	20.42	20.37	20.21	19.94	26.26	29.17
5755MHz	Pass	5.92	23.16	23	22.25	22.57	28.78	30.00
5795MHz	Pass	5.92	22.5	22.5	21.8	22.17	28.27	30.00
802.11ax HEW80-BF_Nss1,(MCS0)_4TX	-	-	-	-	-	-	-	-
5210MHz	Pass	6.83	17.32	17.46	17.37	17.29	23.38	29.17
5775MHz	Pass	5.92	19.97	20	19.28	19.44	25.70	30.00

DG = Directional Gain; Port X = Port X output power

For 4T4S
Summary

Mode	Total Power (dBm)	Total Power (W)
5.15-5.25GHz	-	-
802.11ax HEW20_Nss4,(MCS0)_4TX	28.27	0.67143
802.11ax HEW40_Nss4,(MCS0)_4TX	26.44	0.44055
802.11ax HEW80_Nss4,(MCS0)_4TX	23.57	0.22751
5.725-5.85GHz	-	-
802.11ax HEW20_Nss4,(MCS0)_4TX	29.50	0.89125
802.11ax HEW40_Nss4,(MCS0)_4TX	29.25	0.84140
802.11ax HEW80_Nss4,(MCS0)_4TX	26.58	0.45499

Result

Mode	Result	DG (dBi)	Port 1 (dBm)	Port 2 (dBm)	Port 3 (dBm)	Port 4 (dBm)	Total Power (dBm)	Power Limit (dBm)
802.11ax HEW20_Nss4,(MCS0)_4TX	-	-	-	-	-	-	-	-
5180MHz	Pass	1.22	20.40	20.43	20.50	20.29	26.43	30.00
5200MHz	Pass	1.22	22.21	21.84	21.88	21.79	27.95	30.00
5240MHz	Pass	1.22	22.66	22.15	22.12	22.03	28.27	30.00
5745MHz	Pass	0.20	23.14	21.87	22.97	22.51	28.67	30.00
5785MHz	Pass	0.20	23.84	22.78	23.87	23.33	29.50	30.00
5825MHz	Pass	0.20	19.35	18.71	19.35	18.90	25.11	30.00
802.11ax HEW40_Nss4,(MCS0)_4TX	-	-	-	-	-	-	-	-
5190MHz	Pass	1.22	18.61	18.66	18.47	18.64	24.62	30.00
5230MHz	Pass	1.22	20.46	20.53	20.47	20.22	26.44	30.00
5755MHz	Pass	0.20	23.44	22.57	23.76	23.05	29.25	30.00
5795MHz	Pass	0.20	22.90	22.33	23.19	22.69	28.81	30.00
802.11ax HEW80_Nss4,(MCS0)_4TX	-	-	-	-	-	-	-	-
5210MHz	Pass	1.22	17.54	17.72	17.39	17.53	23.57	30.00
5775MHz	Pass	0.20	20.92	20.05	20.88	20.31	26.58	30.00

DG = Directional Gain; Port X = Port X output power

For Scanning Radio 1 / 2T1S and 2T2S
Summary

Mode	Total Power (dBm)	Total Power (W)
5.15-5.25GHz	-	-
802.11a_Nss1,(6Mbps)_2TX	24.27	0.26730
802.11ax HEW20_Nss2,(MCS0)_2TX	23.49	0.22336
802.11ax HEW40_Nss2,(MCS0)_2TX	23.63	0.23067
802.11ax HEW80_Nss2,(MCS0)_2TX	20.26	0.10617
5.725-5.85GHz	-	-
802.11a_Nss1,(6Mbps)_2TX	25.06	0.32063
802.11ax HEW20_Nss2,(MCS0)_2TX	25.13	0.32584
802.11ax HEW40_Nss2,(MCS0)_2TX	25.59	0.36224
802.11ax HEW80_Nss2,(MCS0)_2TX	23.46	0.22182

Result

Mode	Result	DG (dBi)	Port 1 (dBm)	Port 2 (dBm)	Total Power (dBm)	Power Limit (dBm)
802.11a_Nss1,(6Mbps)_2TX	-	-	-	-	-	-
5180MHz	Pass	5.90	21.05	20.26	23.68	30.00
5200MHz	Pass	5.90	21.60	20.89	24.27	30.00
5240MHz	Pass	5.90	19.89	19.50	22.71	30.00
5745MHz	Pass	5.90	22.26	21.82	25.06	30.00
5785MHz	Pass	5.90	18.18	18.19	21.20	30.00
5825MHz	Pass	5.90	18.75	18.73	21.75	30.00
802.11ax HEW20_Nss2,(MCS0)_2TX	-	-	-	-	-	-
5180MHz	Pass	5.90	20.66	20.26	23.47	30.00
5200MHz	Pass	5.90	20.74	20.20	23.49	30.00
5240MHz	Pass	5.90	19.29	19.18	22.25	30.00
5745MHz	Pass	5.90	22.39	21.83	25.13	30.00
5785MHz	Pass	5.90	19.22	19.09	22.17	30.00
5825MHz	Pass	5.90	19.34	19.22	22.29	30.00
802.11ax HEW40_Nss2,(MCS0)_2TX	-	-	-	-	-	-
5190MHz	Pass	5.90	18.75	18.30	21.54	30.00
5230MHz	Pass	5.90	20.87	20.35	23.63	30.00
5755MHz	Pass	5.90	22.78	22.36	25.59	30.00
5795MHz	Pass	5.90	21.35	20.99	24.18	30.00
802.11ax HEW80_Nss2,(MCS0)_2TX	-	-	-	-	-	-
5210MHz	Pass	5.90	17.32	17.17	20.26	30.00
5775MHz	Pass	5.90	20.66	20.23	23.46	30.00

DG = Directional Gain; Port X = Port X output power

For Radio 2 / 1T1S
Summary

Mode	PD (dBm/RBW)
5.15-5.25GHz	-
802.11a_Nss1,(6Mbps)_1TX	10.88
802.11ax HEW20_Nss1,(MCS0)_1TX	9.97
802.11ax HEW40_Nss1,(MCS0)_1TX	6.33
802.11ax HEW80_Nss1,(MCS0)_1TX	1.14
5.725-5.85GHz	-
802.11a_Nss1,(6Mbps)_1TX	11.46
802.11ax HEW20_Nss1,(MCS0)_1TX	10.95
802.11ax HEW40_Nss1,(MCS0)_1TX	7.69
802.11ax HEW80_Nss1,(MCS0)_1TX	2.39

RBW = 500kHz for 5.725-5.85GHz band / 1MHz for other band;

Result

Mode	Result	DG (dBi)	Port 1 (dBm/RBW)	PD (dBm/RBW)	PD Limit (dBm/RBW)
802.11a_Nss1,(6Mbps)_1TX	-	-	-	-	-
5180MHz	Pass	1.96	8.97	8.97	17.00
5200MHz	Pass	1.96	10.88	10.88	17.00
5240MHz	Pass	1.96	10.05	10.05	17.00
5745MHz	Pass	1.18	10.97	10.97	30.00
5785MHz	Pass	1.18	11.46	11.46	30.00
5825MHz	Pass	1.18	9.92	9.92	30.00
802.11ax HEW20_Nss1,(MCS0)_1TX	-	-	-	-	-
5180MHz	Pass	1.96	7.54	7.54	17.00
5200MHz	Pass	1.96	9.97	9.97	17.00
5240MHz	Pass	1.96	9.06	9.06	17.00
5745MHz	Pass	1.18	10.54	10.54	30.00
5785MHz	Pass	1.18	10.95	10.95	30.00
5825MHz	Pass	1.18	9.44	9.44	30.00
802.11ax HEW40_Nss1,(MCS0)_1TX	-	-	-	-	-
5190MHz	Pass	1.96	4.31	4.31	17.00
5230MHz	Pass	1.96	6.33	6.33	17.00
5755MHz	Pass	1.18	7.05	7.05	30.00
5795MHz	Pass	1.18	7.69	7.69	30.00
802.11ax HEW80_Nss1,(MCS0)_1TX	-	-	-	-	-
5210MHz	Pass	1.96	1.14	1.14	17.00
5775MHz	Pass	1.18	2.39	2.39	30.00

DG = Directional Gain; RBW = 500kHz for 5.725-5.85GHz band / 1MHz for other band;
PD = trace bin-by-bin of each transmits port summing can be performed maximum power density; Port X = Port X Power Density;

802.11a_Nss1,(6Mbps)_1TX PSD

5180MHz

29/12/2021

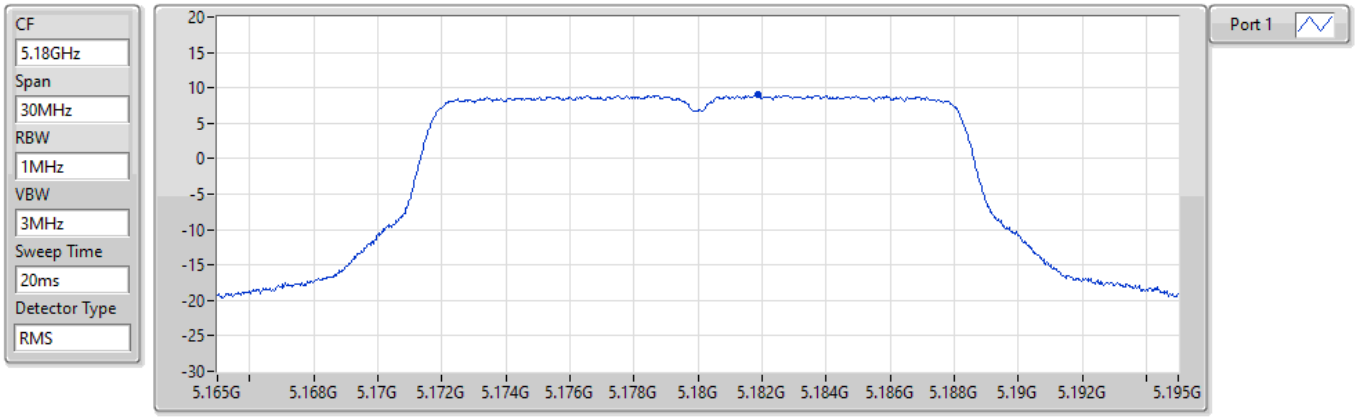

Sum	PD	Port 1
(dBm/RBW)	(dBm/RBW)	(dBm/RBW)
8.97	8.97	8.97

802.11a_Nss1,(6Mbps)_1TX PSD

5200MHz

29/12/2021

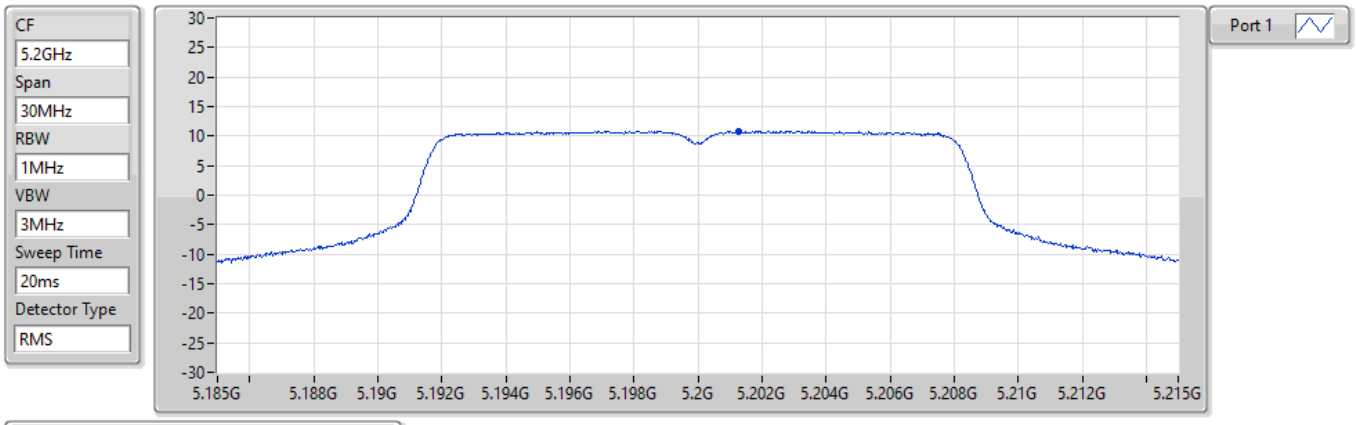

Sum	PD	Port 1
(dBm/RBW)	(dBm/RBW)	(dBm/RBW)
10.88	10.88	10.88

802.11a_Nss1,(6Mbps)_1TX PSD

5240MHz

29/12/2021

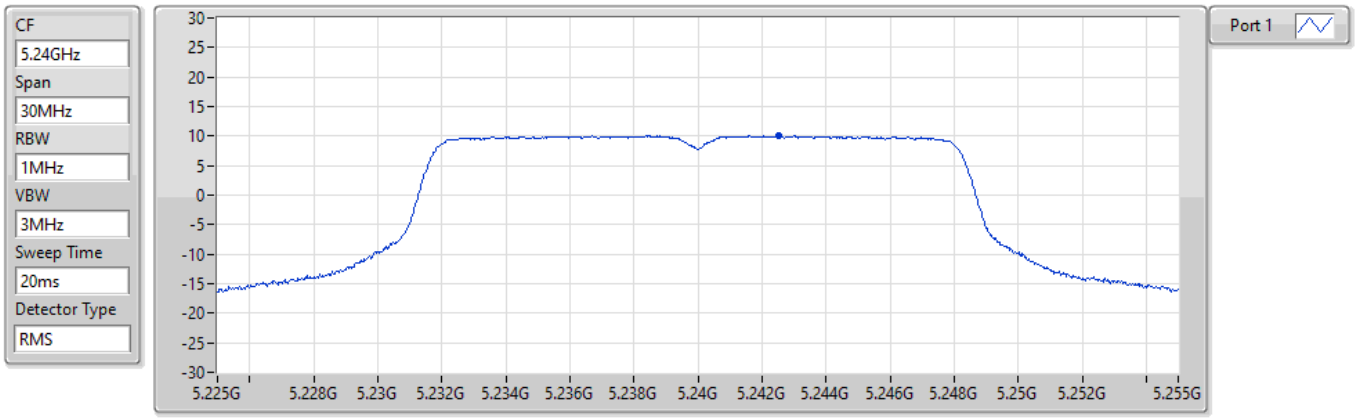

Sum	PD	Port 1
(dBm/RBW)	(dBm/RBW)	(dBm/RBW)
10.05	10.05	10.05

802.11a_Nss1,(6Mbps)_1TX PSD

5745MHz

29/12/2021

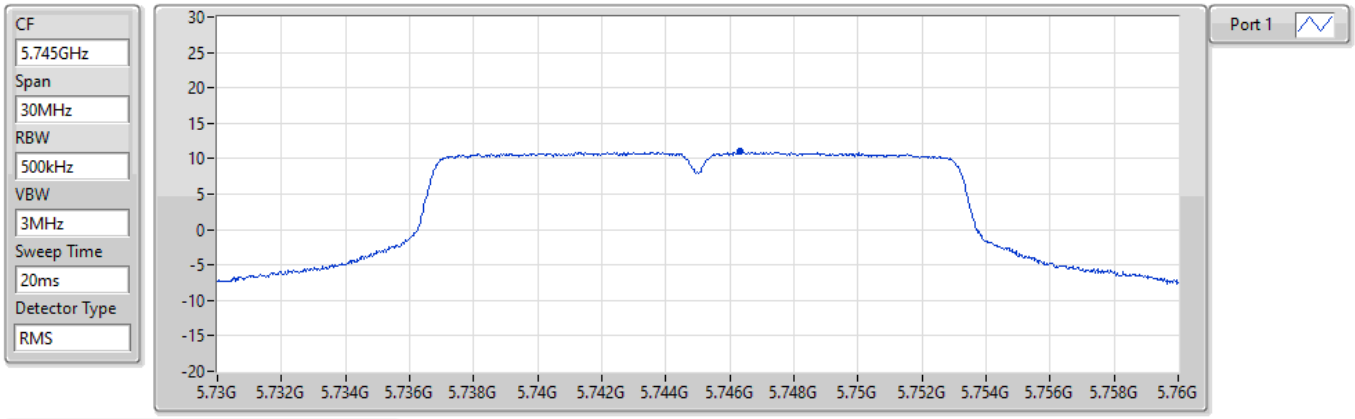

Sum	PD	Port 1
(dBm/RBW)	(dBm/RBW)	(dBm/RBW)
10.97	10.97	10.97

802.11a_Nss1,(6Mbps)_1TX PSD

5785MHz

29/12/2021

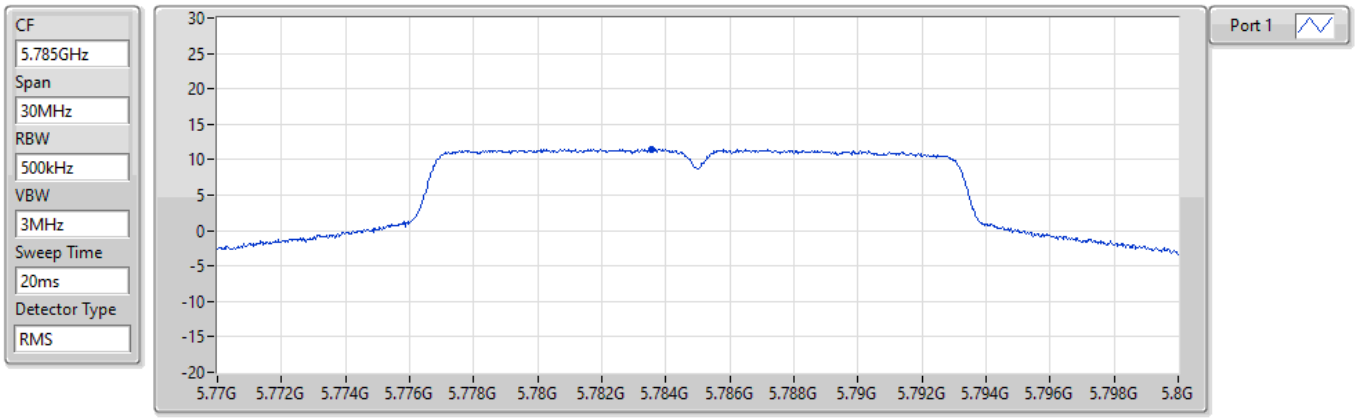

Sum	PD	Port 1
(dBm/RBW)	(dBm/RBW)	(dBm/RBW)
11.46	11.46	11.46

802.11a_Nss1,(6Mbps)_1TX PSD

5825MHz

29/12/2021

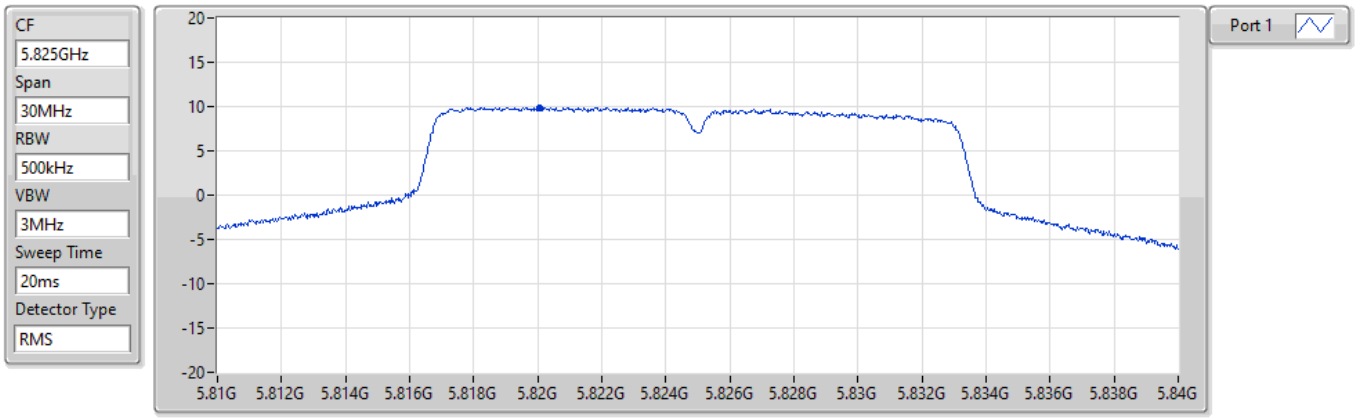

Sum	PD	Port 1
(dBm/RBW)	(dBm/RBW)	(dBm/RBW)
9.92	9.92	9.92

802.11ax HEW20_Nss1,(MCS0)_1TX PSD

5180MHz

05/01/2022

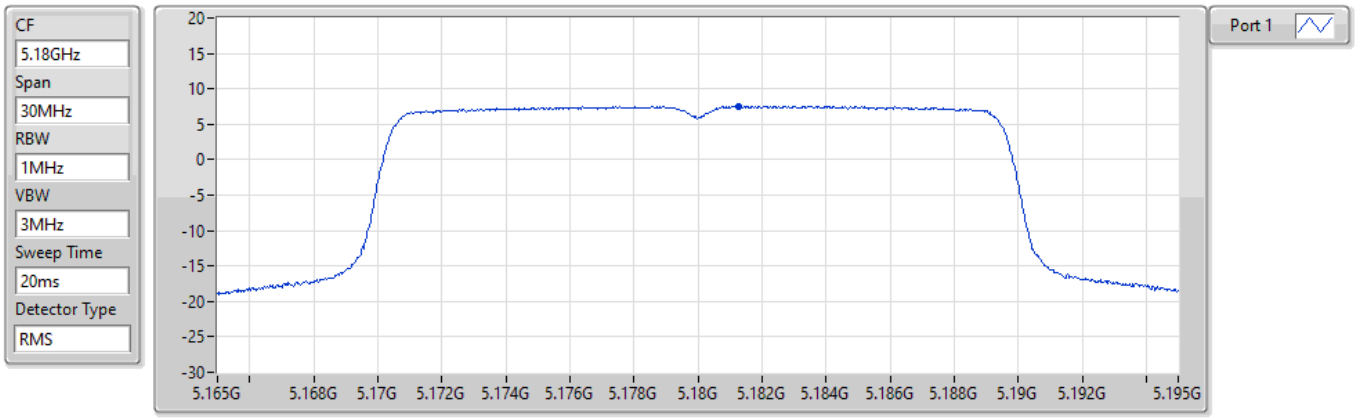

Sum	PD	Port 1
(dBm/RBW)	(dBm/RBW)	(dBm/RBW)
7.54	7.54	7.54

802.11ax HEW20_Nss1,(MCS0)_1TX PSD

5200MHz

29/12/2021

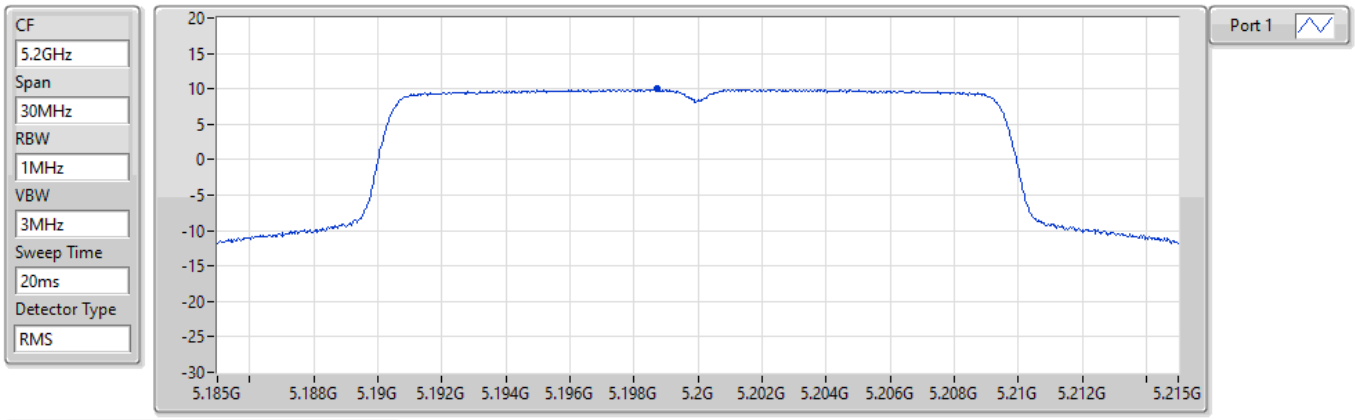

Sum	PD	Port 1
(dBm/RBW)	(dBm/RBW)	(dBm/RBW)
9.97	9.97	9.97

802.11ax HEW20_Nss1,(MCS0)_1TX PSD

5240MHz

29/12/2021

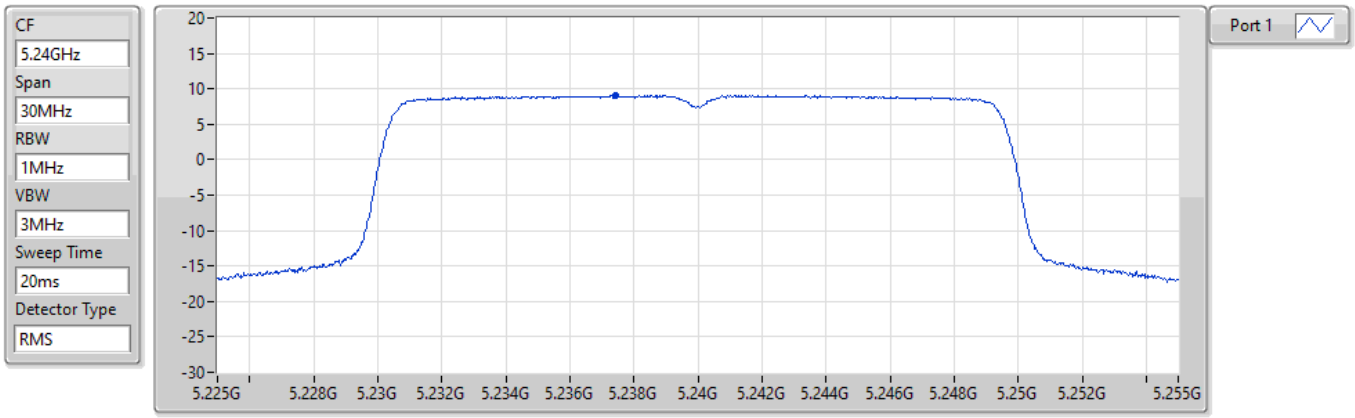

Sum	PD	Port 1
(dBm/RBW)	(dBm/RBW)	(dBm/RBW)
9.06	9.06	9.06

802.11ax HEW20_Nss1,(MCS0)_1TX PSD

5745MHz

29/12/2021

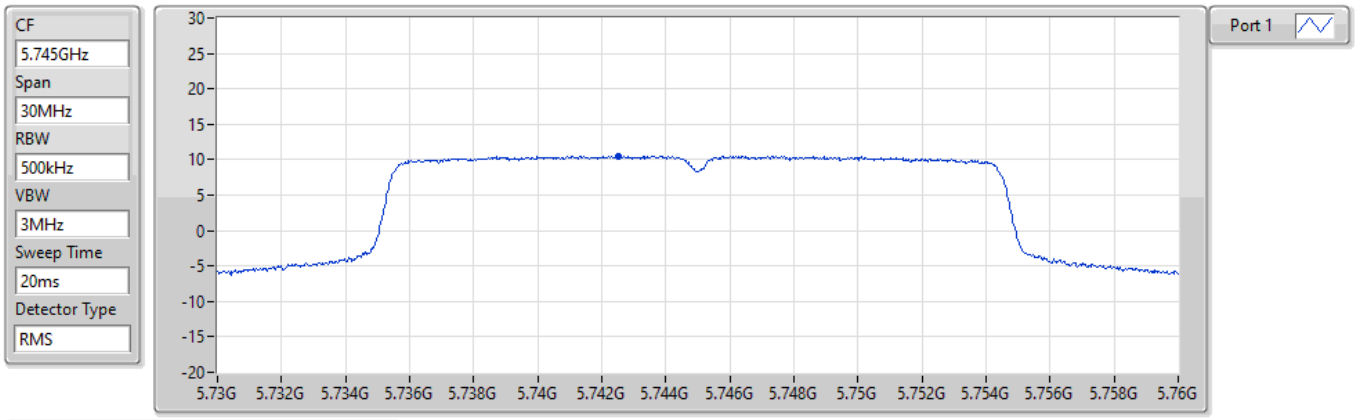

Sum	PD	Port 1
(dBm/RBW)	(dBm/RBW)	(dBm/RBW)
10.54	10.54	10.54

802.11ax HEW20_Nss1,(MCS0)_1TX PSD

5785MHz

29/12/2021

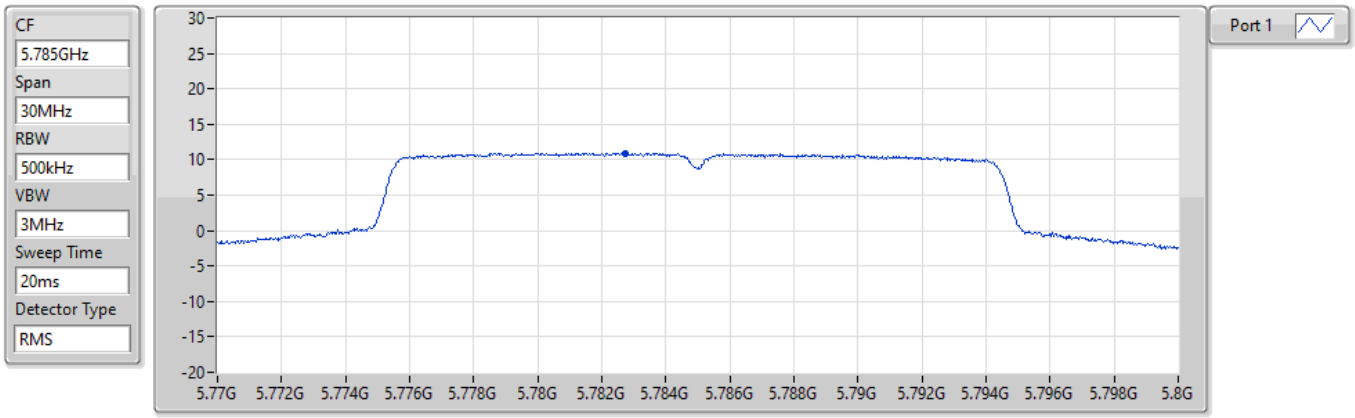

Sum	PD	Port 1
(dBm/RBW)	(dBm/RBW)	(dBm/RBW)
10.95	10.95	10.95

802.11ax HEW20_Nss1,(MCS0)_1TX PSD

5825MHz

29/12/2021

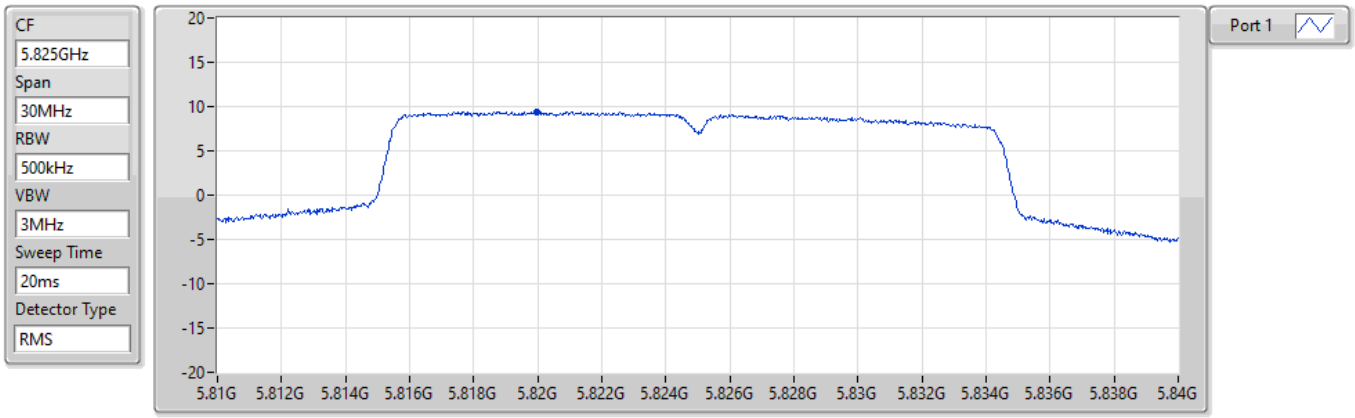

Sum	PD	Port 1
(dBm/RBW)	(dBm/RBW)	(dBm/RBW)
9.44	9.44	9.44

802.11ax HEW40_Nss1,(MCS0)_1TX PSD

5190MHz

29/12/2021

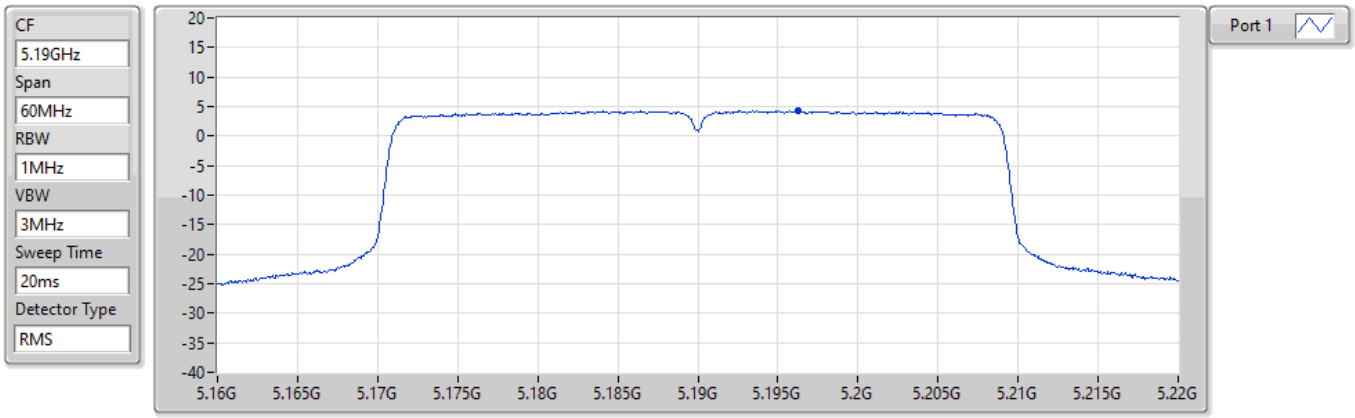

Sum	PD	Port 1
(dBm/RBW)	(dBm/RBW)	(dBm/RBW)
4.31	4.31	4.31

802.11ax HEW40_Nss1,(MCS0)_1TX PSD

5230MHz

29/12/2021

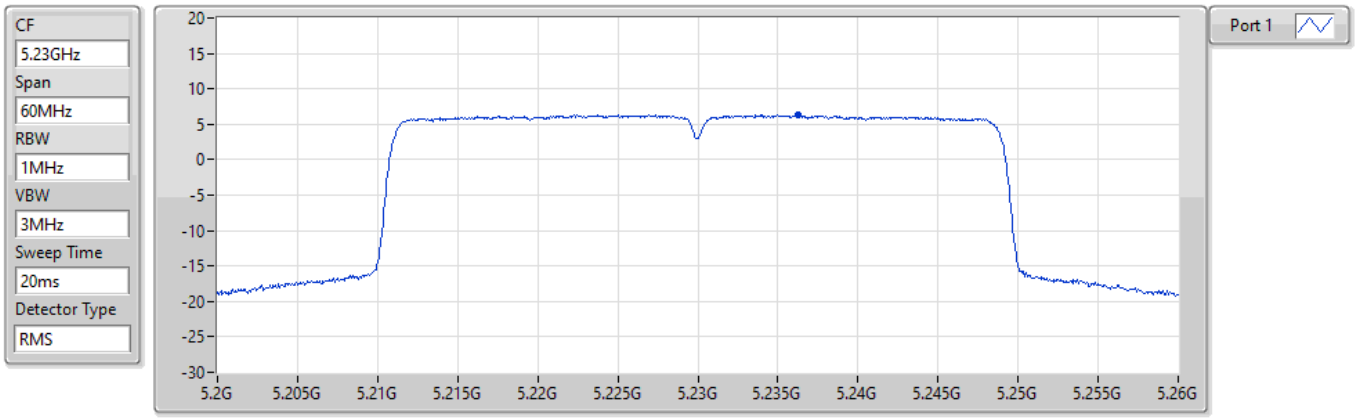

Sum	PD	Port 1
(dBm/RBW)	(dBm/RBW)	(dBm/RBW)
6.33	6.33	6.33

802.11ax HEW40_Nss1,(MCS0)_1TX PSD

5755MHz

29/12/2021

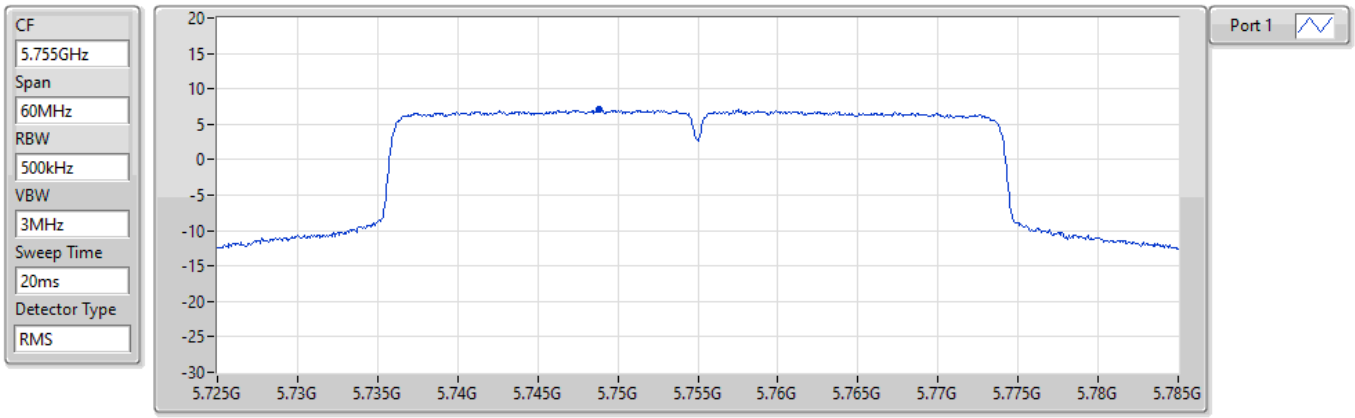

Sum	PD	Port 1
(dBm/RBW)	(dBm/RBW)	(dBm/RBW)
7.05	7.05	7.05

802.11ax HEW40_Nss1,(MCS0)_1TX PSD

5795MHz

29/12/2021

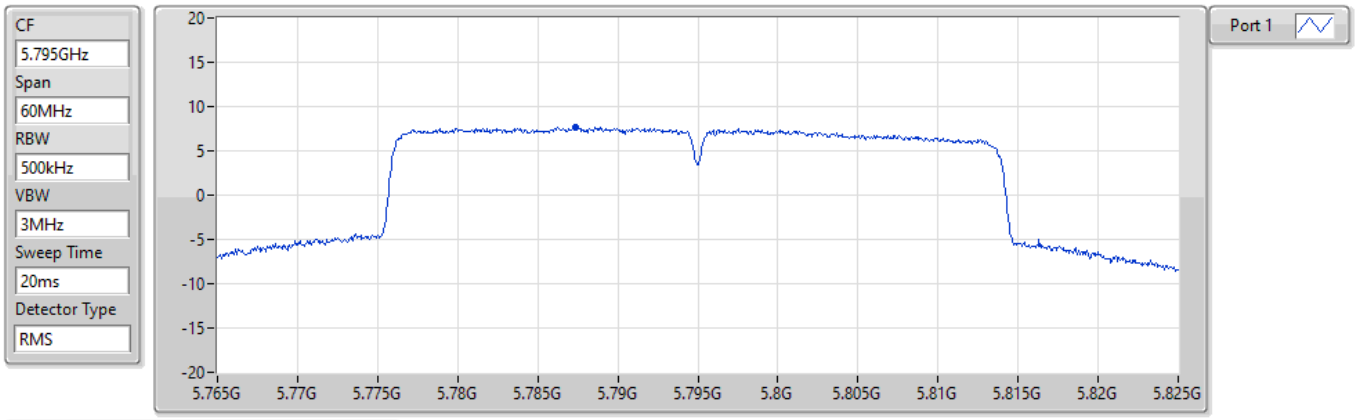

Sum	PD	Port 1
(dBm/RBW)	(dBm/RBW)	(dBm/RBW)
7.69	7.69	7.69

802.11ax HEW80_Nss1,(MCS0)_1TX PSD

5210MHz

29/12/2021

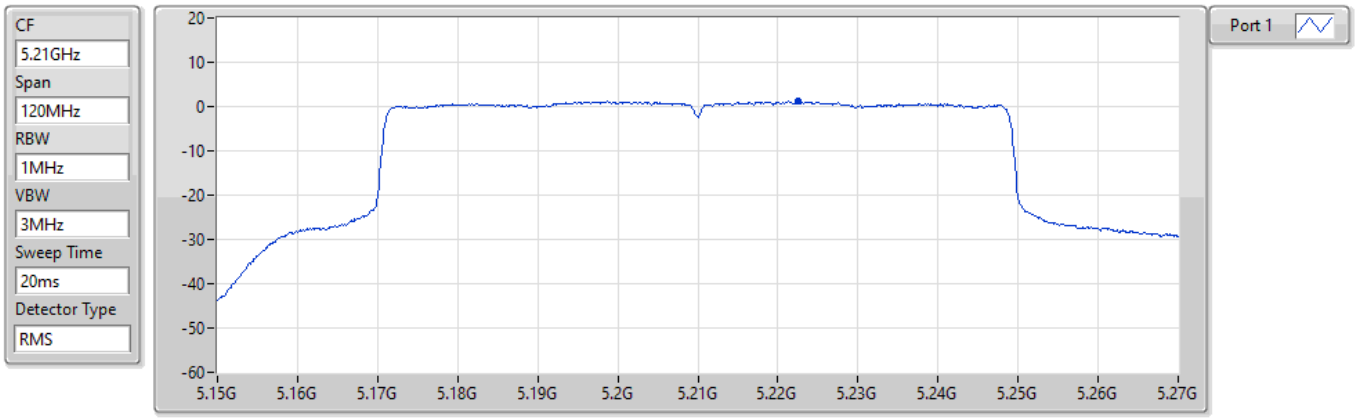

Sum	PD	Port 1
(dBm/RBW)	(dBm/RBW)	(dBm/RBW)
1.14	1.14	1.14

802.11ax HEW80_Nss1,(MCS0)_1TX PSD

5775MHz

29/12/2021

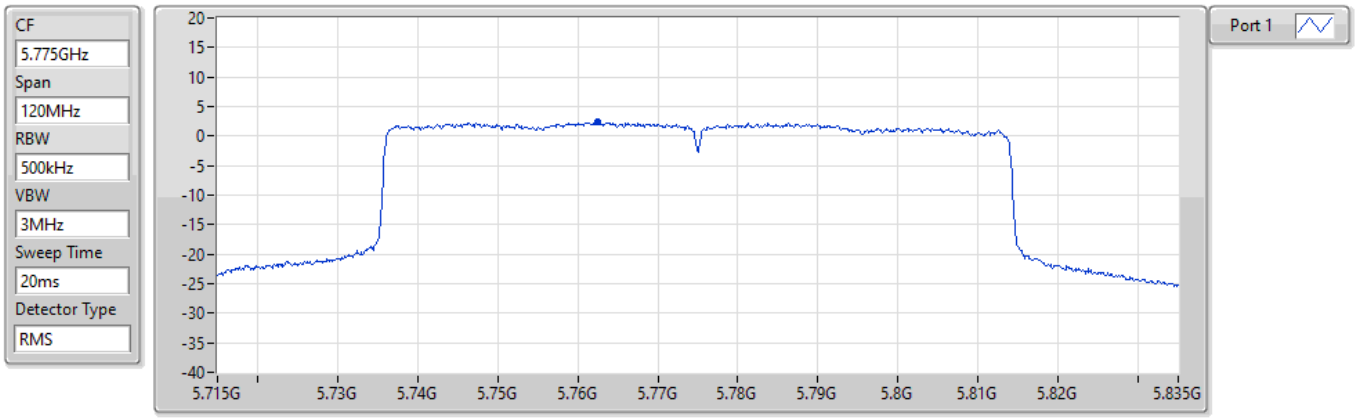

Sum	PD	Port 1
(dBm/RBW)	(dBm/RBW)	(dBm/RBW)
2.39	2.39	2.39

For 2T1S
Summary

Mode	PD (dBm/RBW)
5.15-5.25GHz	-
802.11a_Nss1,(6Mbps)_2TX	12.73
5.725-5.85GHz	-
802.11a_Nss1,(6Mbps)_2TX	13.06

RBW = 500kHz for 5.725-5.85GHz band / 1MHz for other band;

Result

Mode	Result	DG (dBi)	Port 1 (dBm/RBW)	Port 2 (dBm/RBW)	PD (dBm/RBW)	PD Limit (dBm/RBW)
802.11a_Nss1,(6Mbps)_2TX	-	-	-	-	-	-
5180MHz	Pass	5.03	7.86	7.65	10.73	17.00
5200MHz	Pass	5.03	10.14	9.40	12.73	17.00
5240MHz	Pass	5.03	9.62	9.10	12.34	17.00
5745MHz	Pass	3.58	7.50	6.55	9.95	30.00
5785MHz	Pass	3.58	10.74	9.41	13.06	30.00
5825MHz	Pass	3.58	7.79	6.99	10.28	30.00

DG = Directional Gain; RBW = 500kHz for 5.725-5.85GHz band / 1MHz for other band;
PD = trace bin-by-bin of each transmits port summing can be performed maximum power density; Port X = Port X Power Density;

802.11a_Nss1,(6Mbps)_2TX PSD

5180MHz

30/12/2021

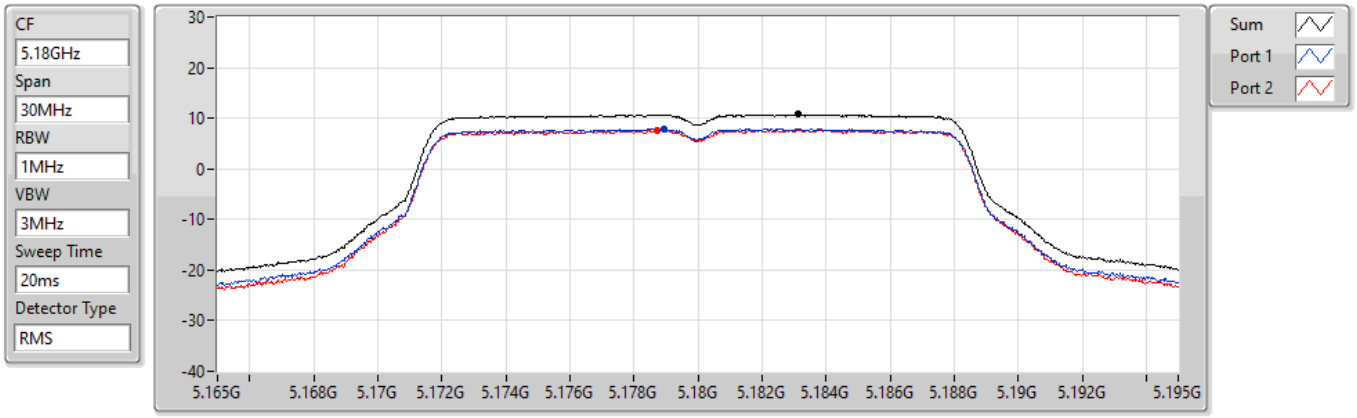

Sum	PD	Port 1	Port 2
(dBm/RBW)	(dBm/RBW)	(dBm/RBW)	(dBm/RBW)
10.73	10.73	7.86	7.65

802.11a_Nss1,(6Mbps)_2TX PSD

5200MHz

30/12/2021

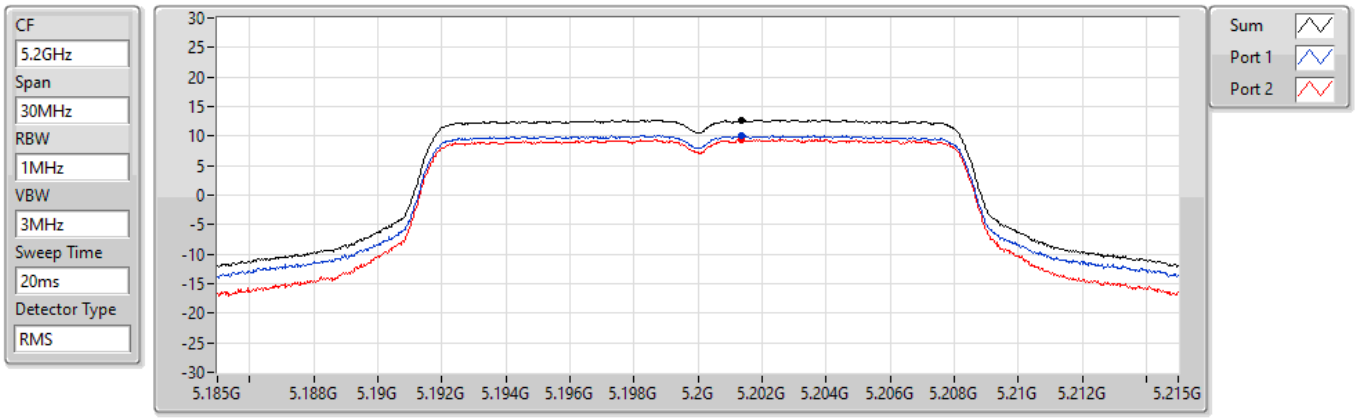

Sum	PD	Port 1	Port 2
(dBm/RBW)	(dBm/RBW)	(dBm/RBW)	(dBm/RBW)
12.73	12.73	10.14	9.40

802.11a_Nss1,(6Mbps)_2TX PSD

5240MHz

30/12/2021

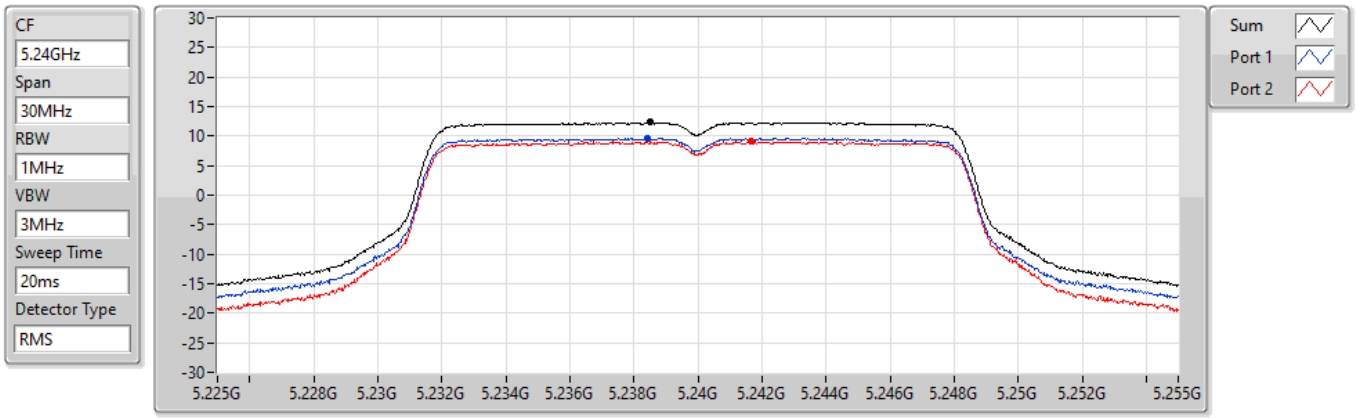

Sum	PD	Port 1	Port 2
(dBm/RBW)	(dBm/RBW)	(dBm/RBW)	(dBm/RBW)
12.34	12.34	9.62	9.10

802.11a_Nss1,(6Mbps)_2TX PSD

5745MHz

30/12/2021

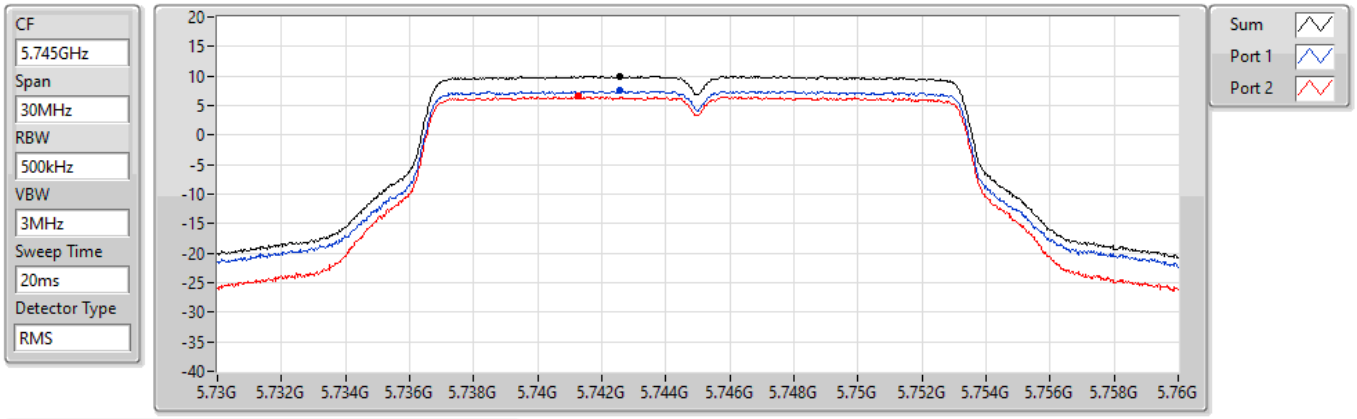

Sum	PD	Port 1	Port 2
(dBm/RBW)	(dBm/RBW)	(dBm/RBW)	(dBm/RBW)
9.95	9.95	7.50	6.55

802.11a_Nss1,(6Mbps)_2TX PSD

5785MHz

30/12/2021

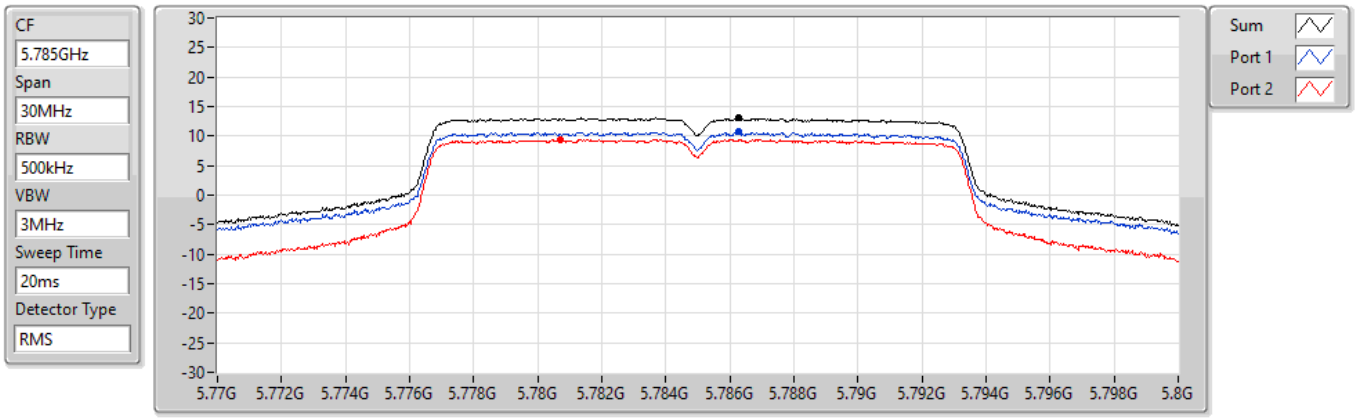

Sum	PD	Port 1	Port 2
(dBm/RBW)	(dBm/RBW)	(dBm/RBW)	(dBm/RBW)
13.06	13.06	10.74	9.41

802.11a_Nss1,(6Mbps)_2TX PSD

5825MHz

30/12/2021

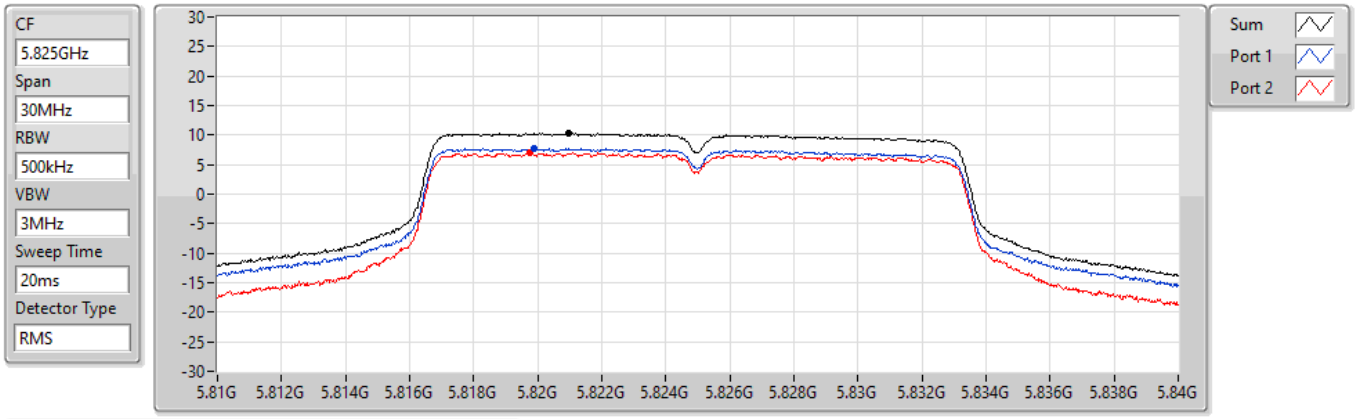

Sum	PD	Port 1	Port 2
(dBm/RBW)	(dBm/RBW)	(dBm/RBW)	(dBm/RBW)
10.28	10.28	7.79	6.99

For 2T2S
Summary

Mode	PD (dBm/RBW)
5.15-5.25GHz	-
802.11ax HEW20_Nss2,(MCS0)_2TX	11.85
802.11ax HEW40_Nss2,(MCS0)_2TX	8.17
802.11ax HEW80_Nss2,(MCS0)_2TX	2.92
5.725-5.85GHz	-
802.11ax HEW20_Nss2,(MCS0)_2TX	12.94
802.11ax HEW40_Nss2,(MCS0)_2TX	9.61
802.11ax HEW80_Nss2,(MCS0)_2TX	4.38

RBW = 500kHz for 5.725-5.85GHz band / 1MHz for other band;

Result

Mode	Result	DG (dBi)	Port 1 (dBm/RBW)	Port 2 (dBm/RBW)	PD (dBm/RBW)	PD Limit (dBm/RBW)
802.11ax HEW20_Nss2,(MCS0)_2TX	-	-	-	-	-	-
5180MHz	Pass	2.44	7.58	7.17	10.33	17.00
5200MHz	Pass	2.44	9.19	8.57	11.85	17.00
5240MHz	Pass	2.44	8.83	8.58	11.65	17.00
5745MHz	Pass	1.31	7.15	6.05	9.62	30.00
5785MHz	Pass	1.31	10.57	9.42	12.94	30.00
5825MHz	Pass	1.31	8.09	7.36	10.66	30.00
802.11ax HEW40_Nss2,(MCS0)_2TX	-	-	-	-	-	-
5190MHz	Pass	2.44	3.28	3.10	6.19	17.00
5230MHz	Pass	2.44	5.23	5.11	8.17	17.00
5755MHz	Pass	1.31	6.58	5.71	9.04	30.00
5795MHz	Pass	1.31	6.90	6.42	9.61	30.00
802.11ax HEW80_Nss2,(MCS0)_2TX	-	-	-	-	-	-
5210MHz	Pass	2.44	-0.08	-0.10	2.92	17.00
5775MHz	Pass	1.31	1.95	0.81	4.38	30.00

DG = Directional Gain; RBW = 500kHz for 5.725-5.85GHz band / 1MHz for other band;
PD = trace bin-by-bin of each transmits port summing can be performed maximum power density; Port X = Port X Power Density;

802.11ax HEW20_Nss2,(MCS0)_2TX PSD

5180MHz

30/12/2021

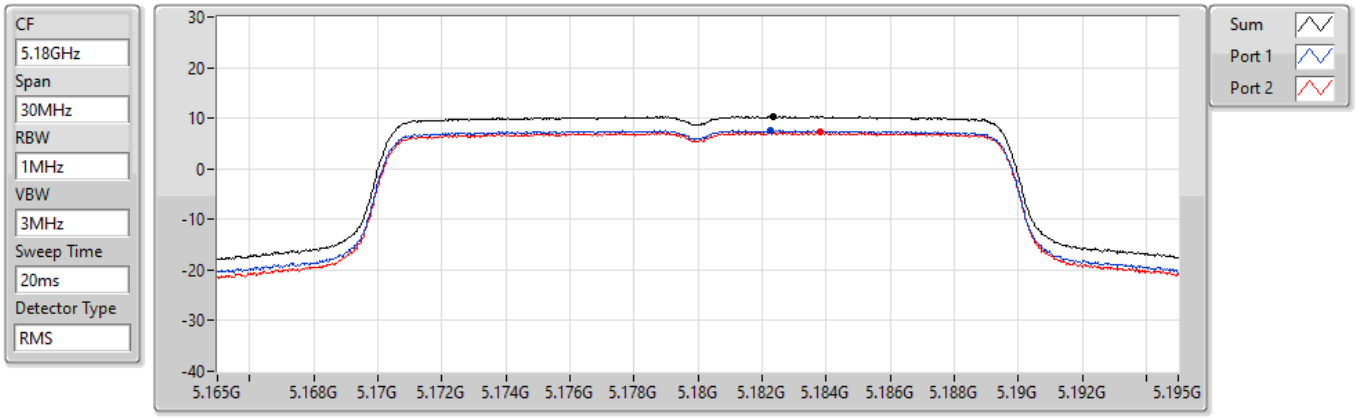

Sum	PD	Port 1	Port 2
(dBm/RBW)	(dBm/RBW)	(dBm/RBW)	(dBm/RBW)
10.33	10.33	7.58	7.17

802.11ax HEW20_Nss2,(MCS0)_2TX PSD

5200MHz

30/12/2021

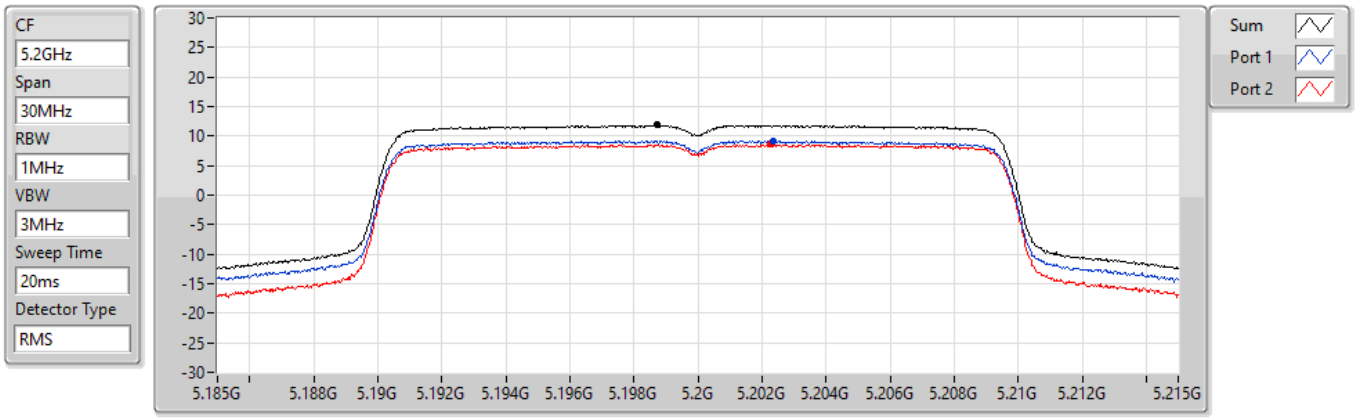

Sum	PD	Port 1	Port 2
(dBm/RBW)	(dBm/RBW)	(dBm/RBW)	(dBm/RBW)
11.85	11.85	9.19	8.57

802.11ax HEW20_Nss2,(MCS0)_2TX PSD

5240MHz

30/12/2021

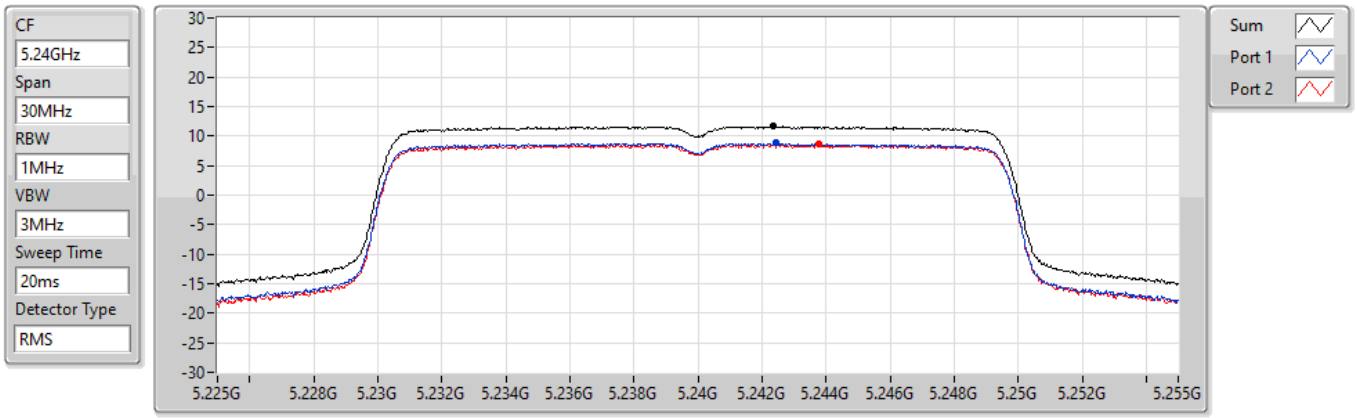

Sum	PD	Port 1	Port 2
(dBm/RBW)	(dBm/RBW)	(dBm/RBW)	(dBm/RBW)
11.65	11.65	8.83	8.58

802.11ax HEW20_Nss2,(MCS0)_2TX PSD

5745MHz

30/12/2021

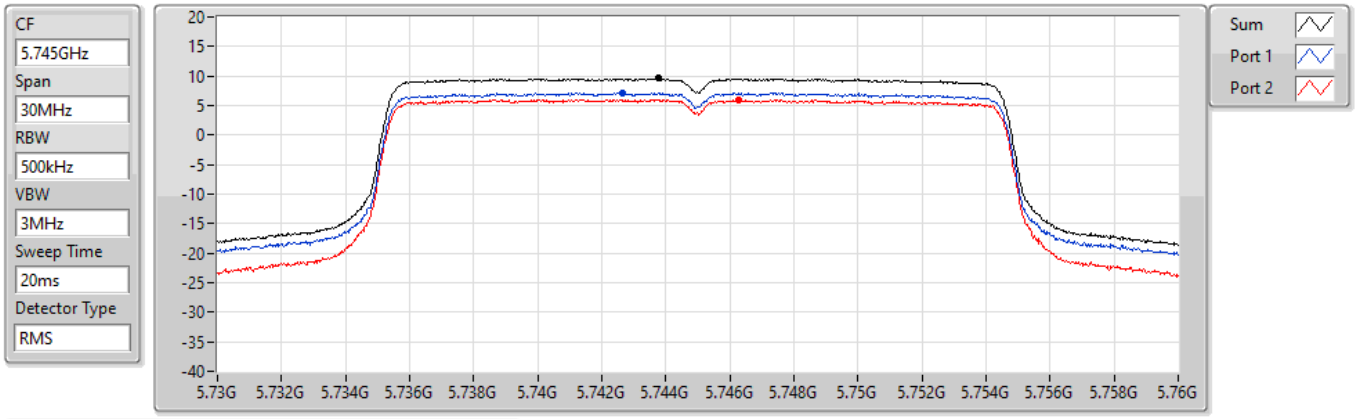

Sum	PD	Port 1	Port 2
(dBm/RBW)	(dBm/RBW)	(dBm/RBW)	(dBm/RBW)
9.62	9.62	7.15	6.05

802.11ax HEW20_Nss2,(MCS0)_2TX PSD

5785MHz

30/12/2021

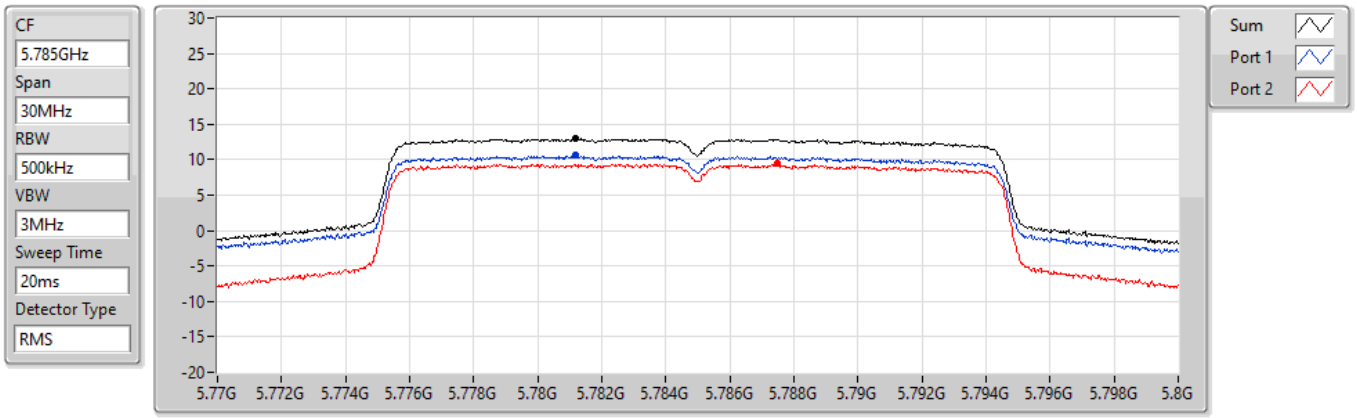

Sum	PD	Port 1	Port 2
(dBm/RBW)	(dBm/RBW)	(dBm/RBW)	(dBm/RBW)
12.94	12.94	10.57	9.42

802.11ax HEW20_Nss2,(MCS0)_2TX PSD

5825MHz

30/12/2021

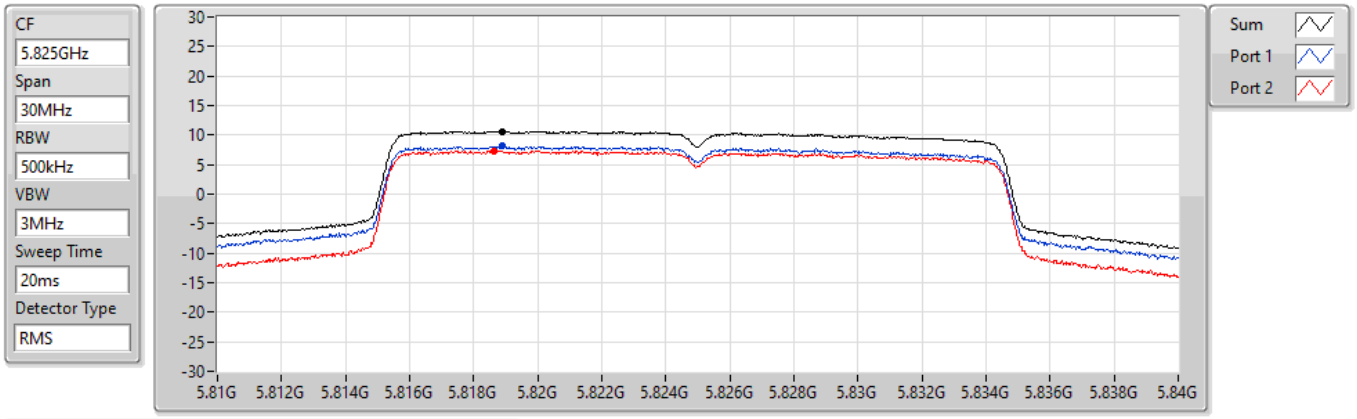

Sum	PD	Port 1	Port 2
(dBm/RBW)	(dBm/RBW)	(dBm/RBW)	(dBm/RBW)
10.66	10.66	8.09	7.36

802.11ax HEW40_Nss2,(MCS0)_2TX PSD

5190MHz

30/12/2021

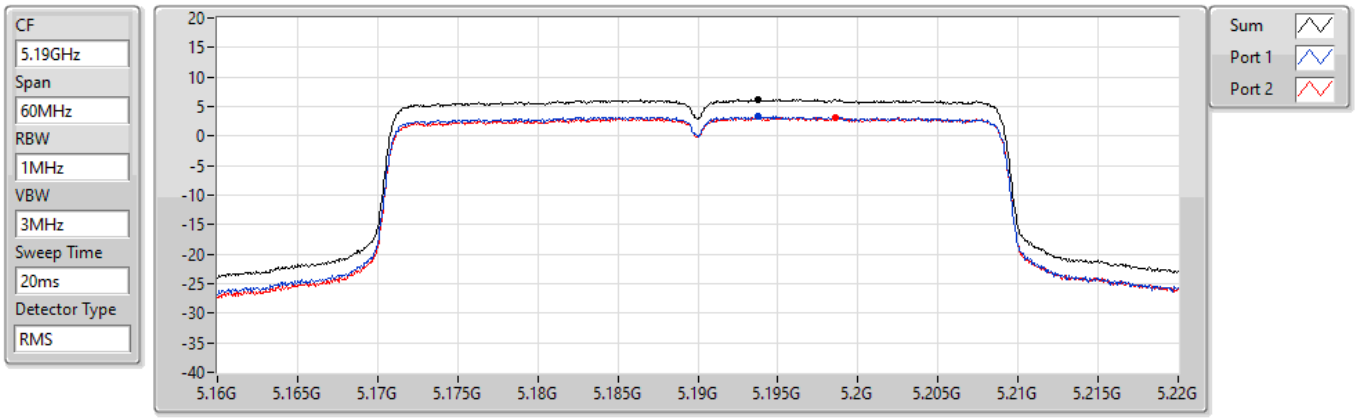

Sum	PD	Port 1	Port 2
(dBm/RBW)	(dBm/RBW)	(dBm/RBW)	(dBm/RBW)
6.19	6.19	3.28	3.10

802.11ax HEW40_Nss2,(MCS0)_2TX PSD

5230MHz

30/12/2021

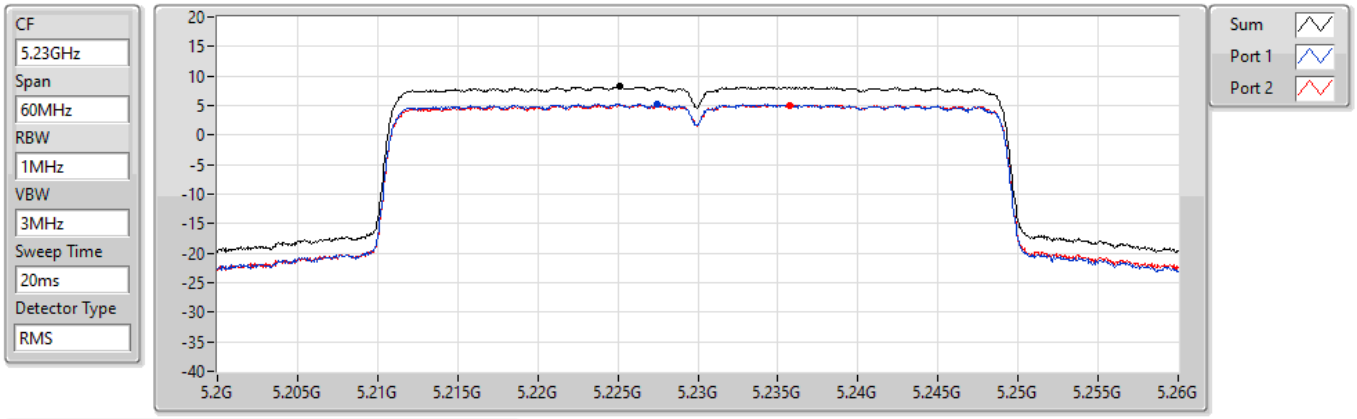

Sum	PD	Port 1	Port 2
(dBm/RBW)	(dBm/RBW)	(dBm/RBW)	(dBm/RBW)
8.17	8.17	5.23	5.11

802.11ax HEW40_Nss2,(MCS0)_2TX PSD

5755MHz

30/12/2021

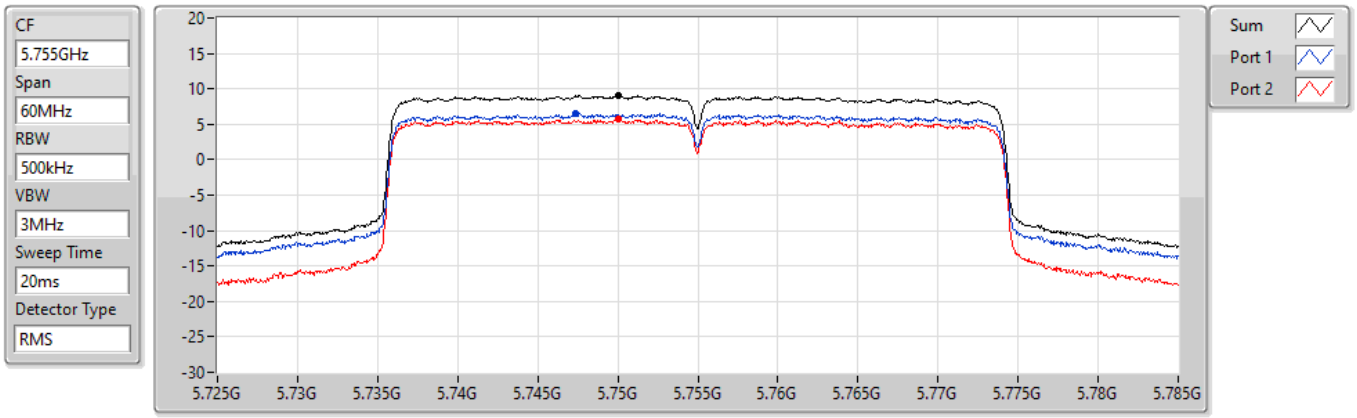

Sum	PD	Port 1	Port 2
(dBm/RBW)	(dBm/RBW)	(dBm/RBW)	(dBm/RBW)
9.04	9.04	6.58	5.71

802.11ax HEW40_Nss2,(MCS0)_2TX PSD

5795MHz

30/12/2021

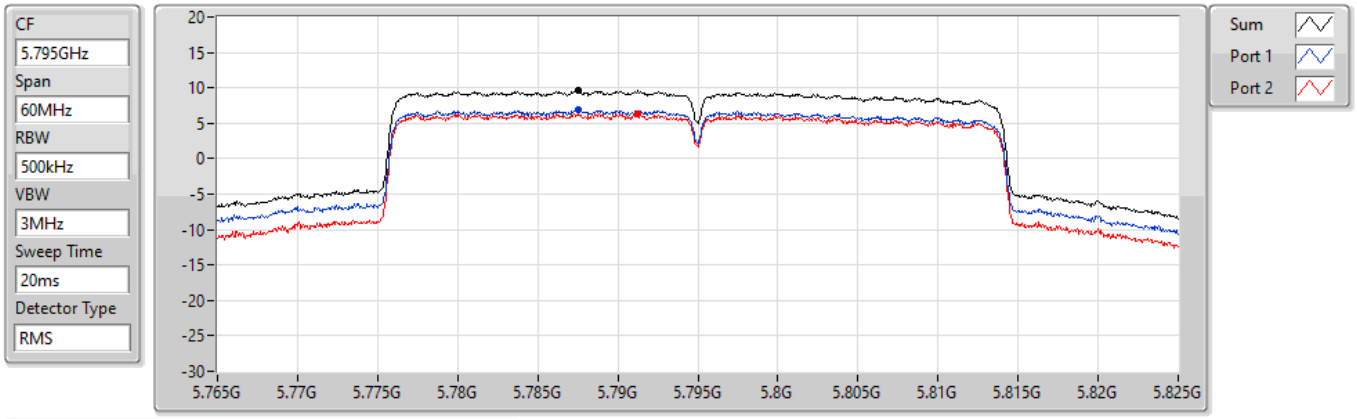

Sum	PD	Port 1	Port 2
(dBm/RBW)	(dBm/RBW)	(dBm/RBW)	(dBm/RBW)
9.61	9.61	6.90	6.42

802.11ax HEW80_Nss2,(MCS0)_2TX PSD

5210MHz

30/12/2021

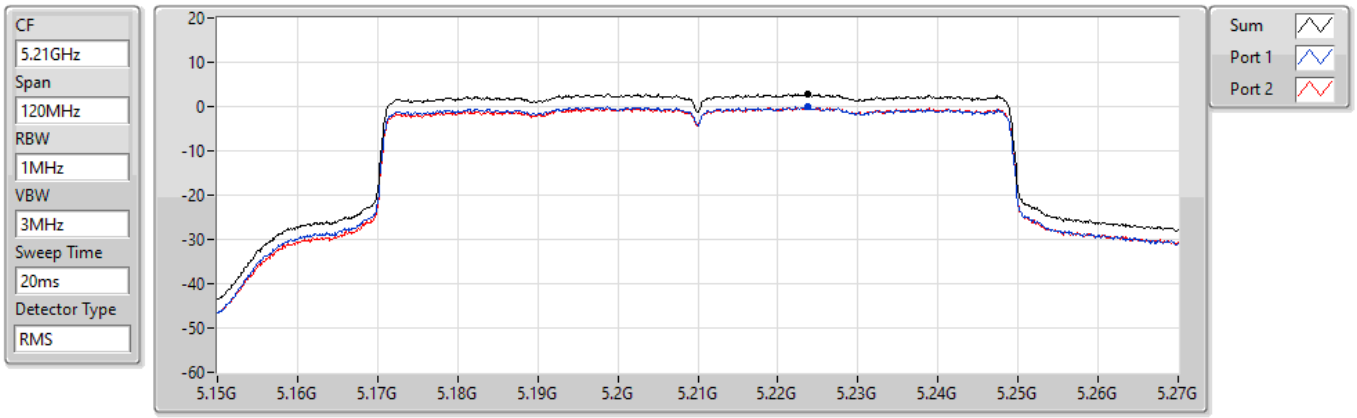

Sum	PD	Port 1	Port 2
(dBm/RBW)	(dBm/RBW)	(dBm/RBW)	(dBm/RBW)
2.92	2.92	-0.08	-0.10

802.11ax HEW80_Nss2,(MCS0)_2TX PSD

5775MHz

30/12/2021

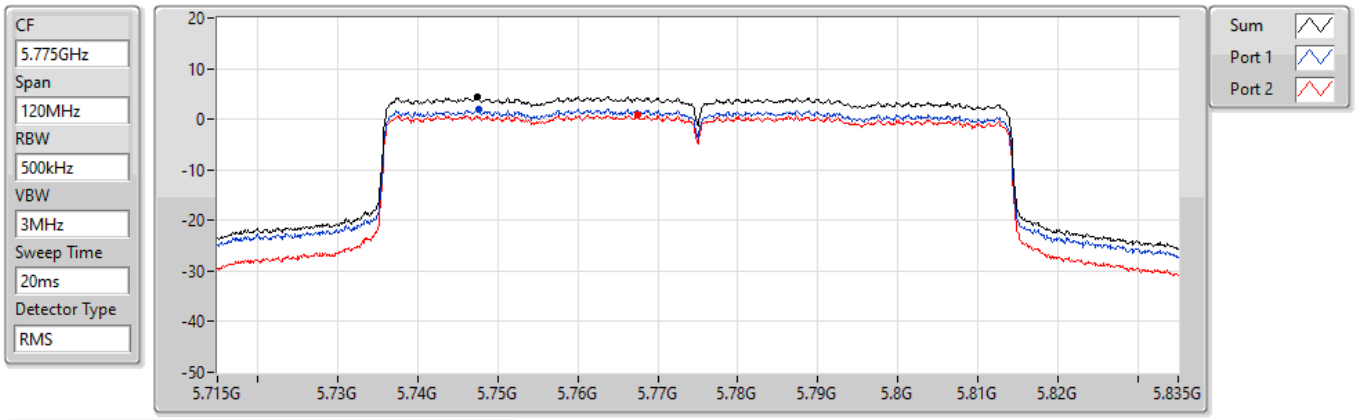

Sum	PD	Port 1	Port 2
(dBm/RBW)	(dBm/RBW)	(dBm/RBW)	(dBm/RBW)
4.38	4.38	1.95	0.81

For 4T1S
Summary

Mode	PD (dBm/RBW)
5.15-5.25GHz	-
802.11a_Nss1,(6Mbps)_4TX	14.23
802.11ax HEW20_Nss1,(MCS0)_4TX	13.23
802.11ax HEW40_Nss1,(MCS0)_4TX	10.18
802.11ax HEW80_Nss1,(MCS0)_4TX	4.56
5.725-5.85GHz	-
802.11a_Nss1,(6Mbps)_4TX	13.30
802.11ax HEW20_Nss1,(MCS0)_4TX	12.94
802.11ax HEW40_Nss1,(MCS0)_4TX	11.20
802.11ax HEW80_Nss1,(MCS0)_4TX	5.38

RBW = 500kHz for 5.725-5.85GHz band / 1MHz for other band;

Result

Mode	Result	DG (dBi)	Port 1 (dBm/RBW)	Port 2 (dBm/RBW)	Port 3 (dBm/RBW)	Port 4 (dBm/RBW)	PD (dBm/RBW)	PD Limit (dBm/RBW)
802.11a_Nss1,(6Mbps)_4TX	-	-	-	-	-	-	-	-
5180MHz	Pass	5.61	8.29	8.14	7.44	8.02	13.94	17.00
5200MHz	Pass	5.61	7.76	7.66	7.09	7.61	13.41	17.00
5240MHz	Pass	5.61	8.55	8.46	8.31	8.20	14.23	17.00
5745MHz	Pass	3.89	7.23	7.51	6.37	6.57	12.79	30.00
5785MHz	Pass	3.89	7.95	7.67	6.95	7.01	13.30	30.00
5825MHz	Pass	3.89	5.96	5.87	5.39	5.16	11.52	30.00
802.11ax HEW20_Nss1,(MCS0)_4TX	-	-	-	-	-	-	-	-
5180MHz	Pass	5.61	7.38	7.39	6.91	7.08	13.13	17.00
5200MHz	Pass	5.61	7.41	7.54	7.04	7.18	13.23	17.00
5240MHz	Pass	5.61	7.36	7.21	7.23	6.83	13.08	17.00
5745MHz	Pass	3.89	7.47	7.22	6.46	6.81	12.94	30.00
5785MHz	Pass	3.89	6.85	6.84	6.13	6.14	12.42	30.00
5825MHz	Pass	3.89	6.27	6.14	5.81	5.55	11.89	30.00
802.11ax HEW40_Nss1,(MCS0)_4TX	-	-	-	-	-	-	-	-
5190MHz	Pass	5.61	2.40	2.20	2.24	2.17	8.21	17.00
5230MHz	Pass	5.61	4.51	4.31	4.31	3.99	10.18	17.00
5755MHz	Pass	3.89	5.55	5.65	4.78	5.09	11.20	30.00
5795MHz	Pass	3.89	5.16	5.16	4.61	4.76	10.86	30.00
802.11ax HEW80_Nss1,(MCS0)_4TX	-	-	-	-	-	-	-	-
5210MHz	Pass	5.61	-1.30	-1.33	-1.13	-1.50	4.56	17.00
5775MHz	Pass	3.89	-0.05	-0.26	-0.96	-0.77	5.38	30.00

DG = Directional Gain; RBW = 500kHz for 5.725-5.85GHz band / 1MHz for other band;
PD = trace bin-by-bin of each transmits port summing can be performed maximum power density; Port X = Port X Power Density;

802.11a_Nss1,(6Mbps)_4TX PSD

5180MHz

29/12/2021

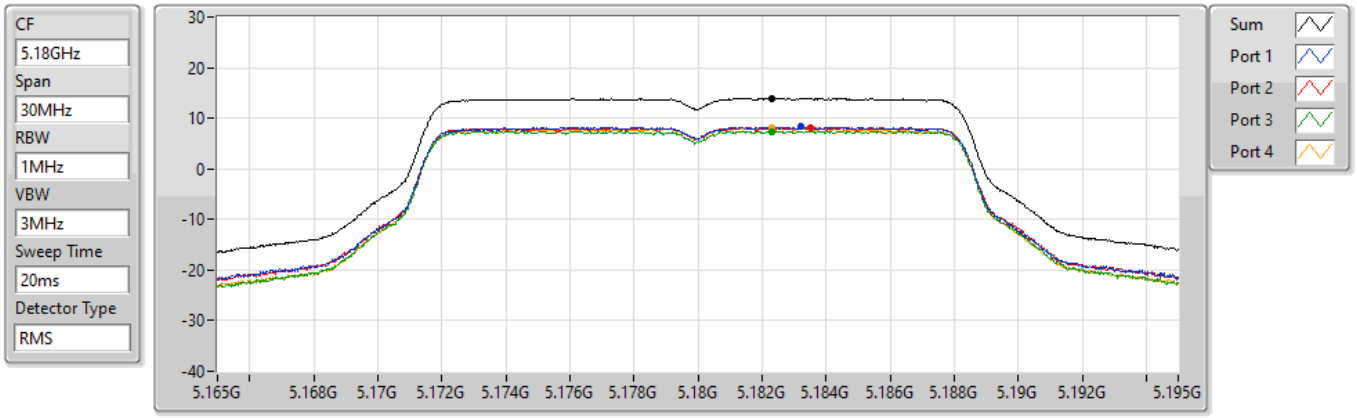

Sum	PD	Port 1	Port 2	Port 3	Port 4
(dBm/RBW)	(dBm/RBW)	(dBm/RBW)	(dBm/RBW)	(dBm/RBW)	(dBm/RBW)
13.94	13.94	8.29	8.14	7.44	8.02

802.11a_Nss1,(6Mbps)_4TX PSD

5200MHz

29/12/2021

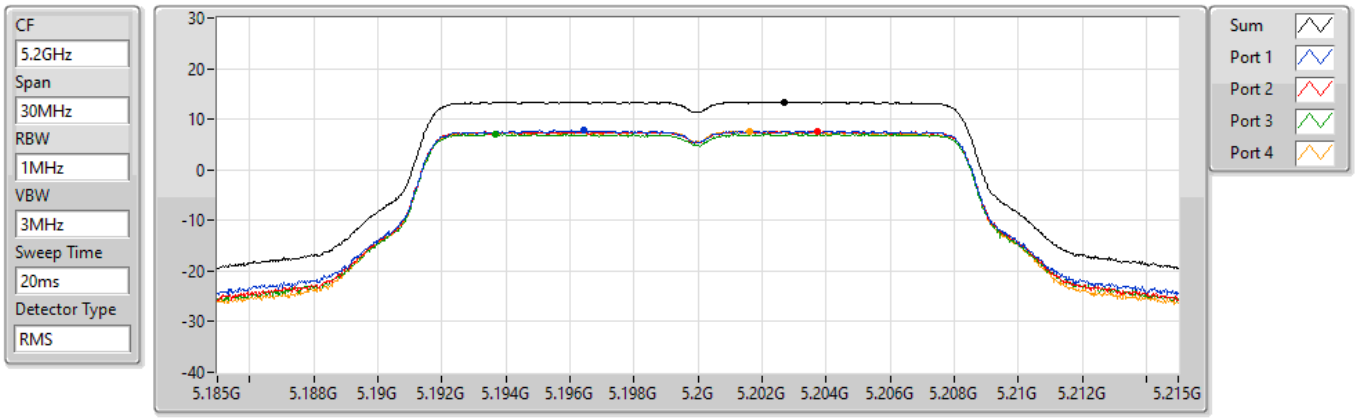

Sum	PD	Port 1	Port 2	Port 3	Port 4
(dBm/RBW)	(dBm/RBW)	(dBm/RBW)	(dBm/RBW)	(dBm/RBW)	(dBm/RBW)
13.41	13.41	7.76	7.66	7.09	7.61

802.11a_Nss1,(6Mbps)_4TX PSD

5240MHz

29/12/2021

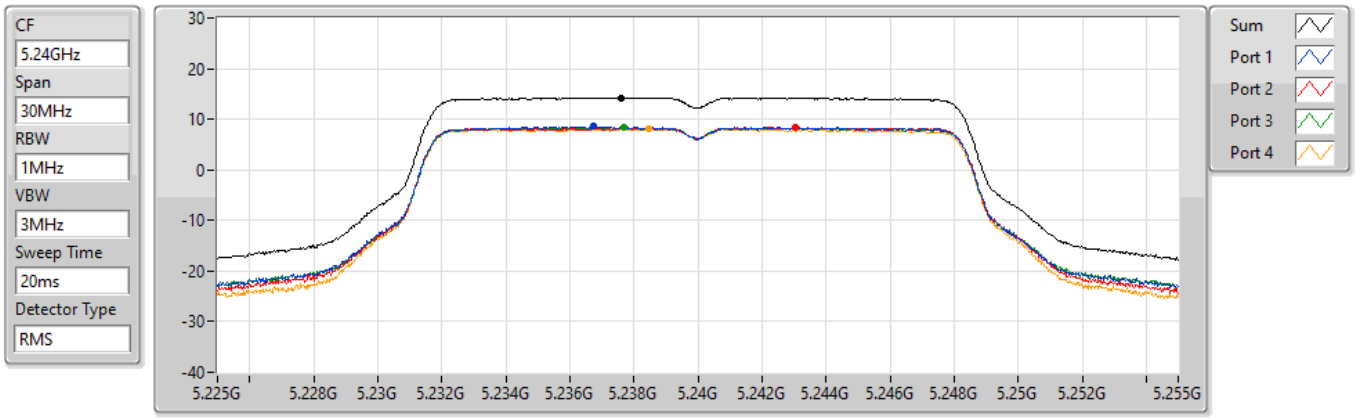

Sum	PD	Port 1	Port 2	Port 3	Port 4
(dBm/RBW)	(dBm/RBW)	(dBm/RBW)	(dBm/RBW)	(dBm/RBW)	(dBm/RBW)
14.23	14.23	8.55	8.46	8.31	8.20

802.11a_Nss1,(6Mbps)_4TX PSD

5745MHz

29/12/2021

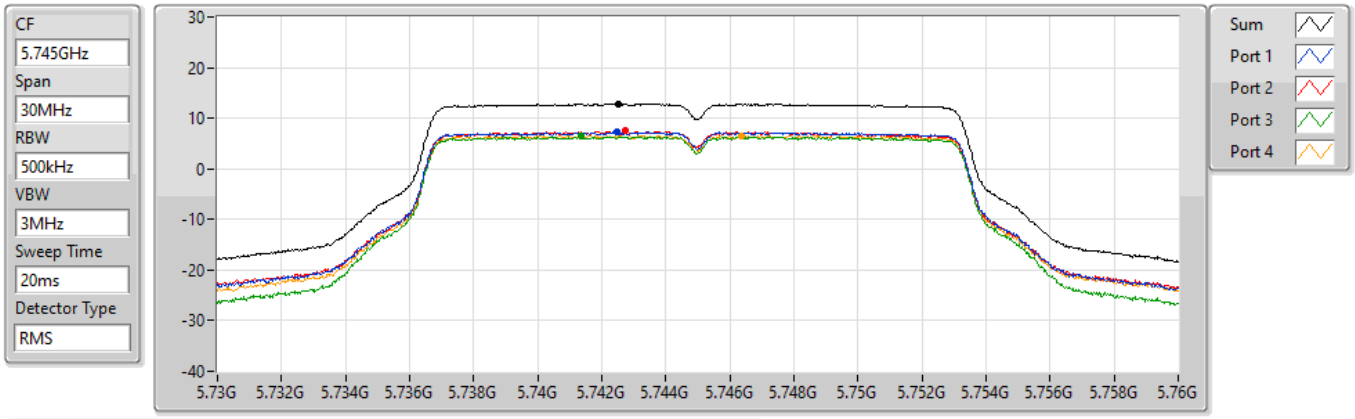

Sum	PD	Port 1	Port 2	Port 3	Port 4
(dBm/RBW)	(dBm/RBW)	(dBm/RBW)	(dBm/RBW)	(dBm/RBW)	(dBm/RBW)
12.79	12.79	7.23	7.51	6.37	6.57

802.11a_Nss1,(6Mbps)_4TX PSD

5785MHz

29/12/2021

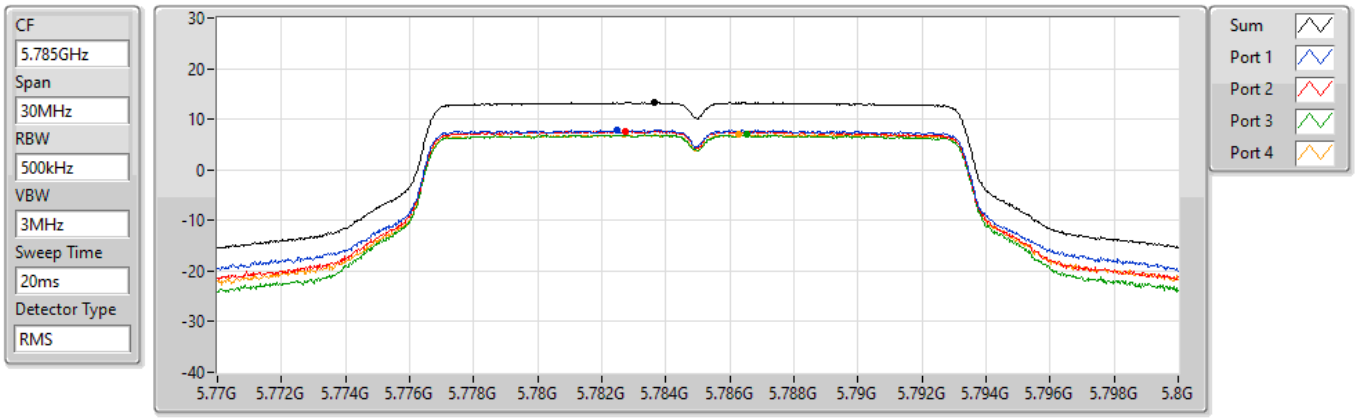

Sum	PD	Port 1	Port 2	Port 3	Port 4
(dBm/RBW)	(dBm/RBW)	(dBm/RBW)	(dBm/RBW)	(dBm/RBW)	(dBm/RBW)
13.30	13.30	7.95	7.67	6.95	7.01

802.11a_Nss1,(6Mbps)_4TX PSD

5825MHz

29/12/2021

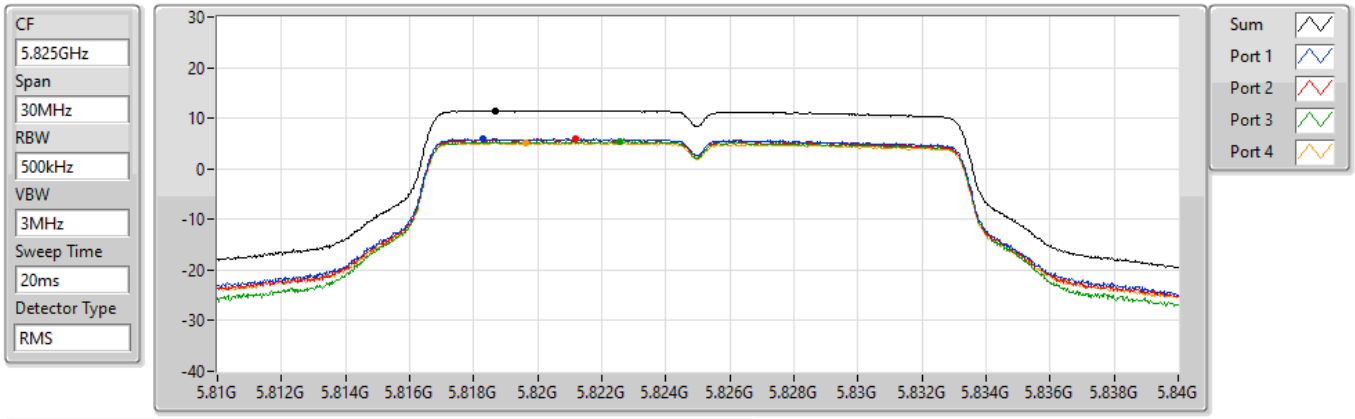

Sum	PD	Port 1	Port 2	Port 3	Port 4
(dBm/RBW)	(dBm/RBW)	(dBm/RBW)	(dBm/RBW)	(dBm/RBW)	(dBm/RBW)
11.52	11.52	5.96	5.87	5.39	5.16

802.11ax HEW20_Nss1,(MCS0)_4TX PSD

5180MHz

29/12/2021

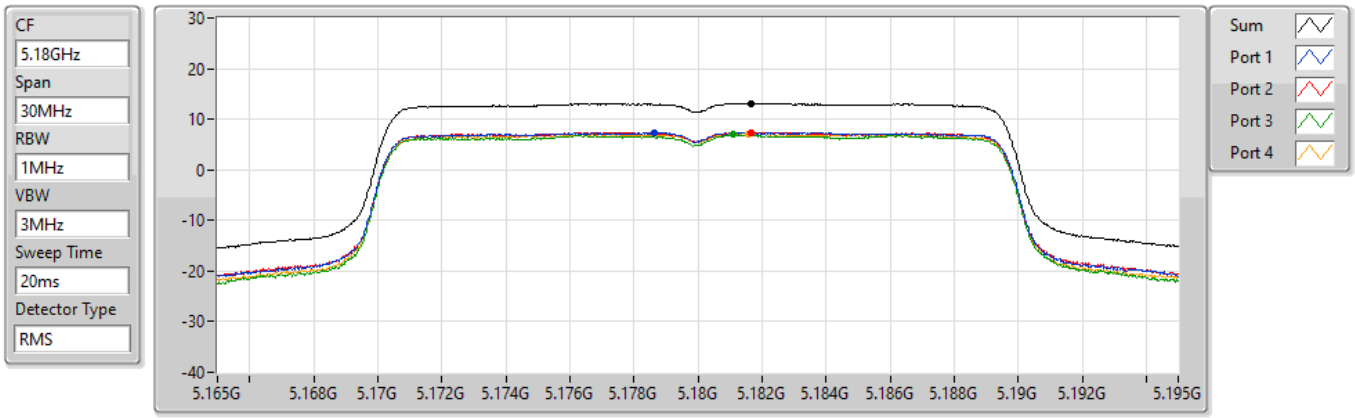

Sum	PD	Port 1	Port 2	Port 3	Port 4
(dBm/RBW)	(dBm/RBW)	(dBm/RBW)	(dBm/RBW)	(dBm/RBW)	(dBm/RBW)
13.13	13.13	7.38	7.39	6.91	7.08

802.11ax HEW20_Nss1,(MCS0)_4TX PSD

5200MHz

29/12/2021

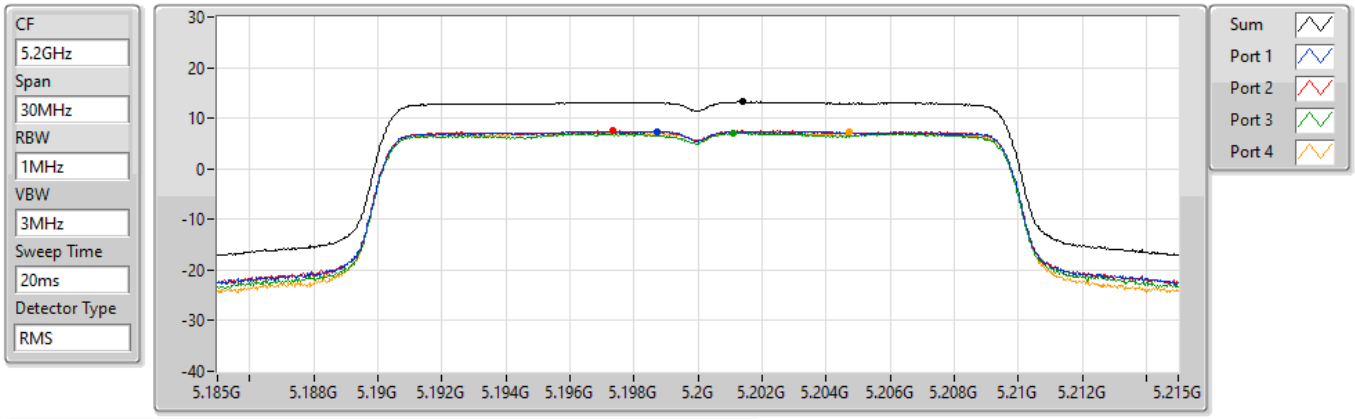

Sum	PD	Port 1	Port 2	Port 3	Port 4
(dBm/RBW)	(dBm/RBW)	(dBm/RBW)	(dBm/RBW)	(dBm/RBW)	(dBm/RBW)
13.23	13.23	7.41	7.54	7.04	7.18

802.11ax HEW20_Nss1,(MCS0)_4TX PSD

5240MHz

29/12/2021

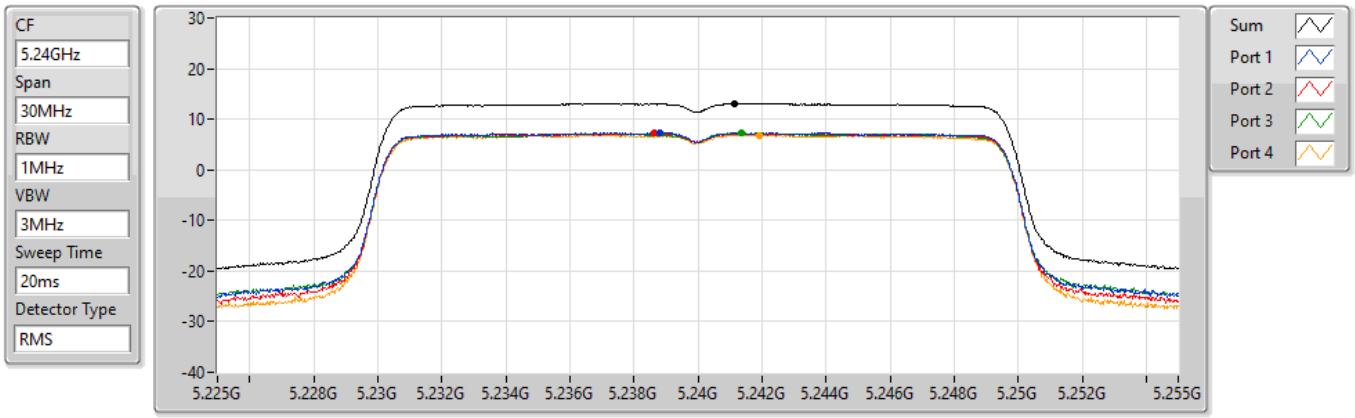

Sum	PD	Port 1	Port 2	Port 3	Port 4
(dBm/RBW)	(dBm/RBW)	(dBm/RBW)	(dBm/RBW)	(dBm/RBW)	(dBm/RBW)
13.08	13.08	7.36	7.21	7.23	6.83

802.11ax HEW20_Nss1,(MCS0)_4TX PSD

5745MHz

29/12/2021

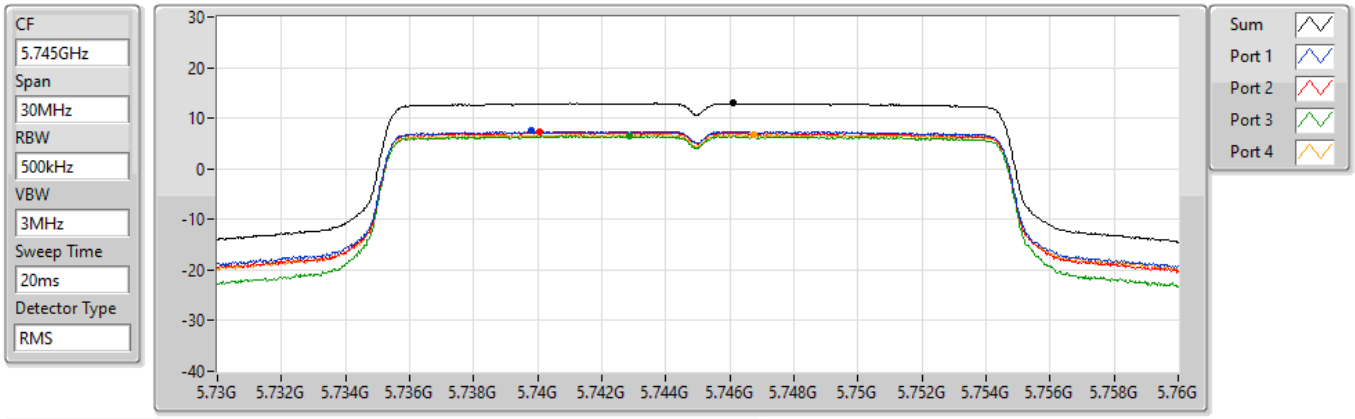

Sum	PD	Port 1	Port 2	Port 3	Port 4
(dBm/RBW)	(dBm/RBW)	(dBm/RBW)	(dBm/RBW)	(dBm/RBW)	(dBm/RBW)
12.94	12.94	7.47	7.22	6.46	6.81

802.11ax HEW20_Nss1,(MCS0)_4TX PSD

5785MHz

29/12/2021

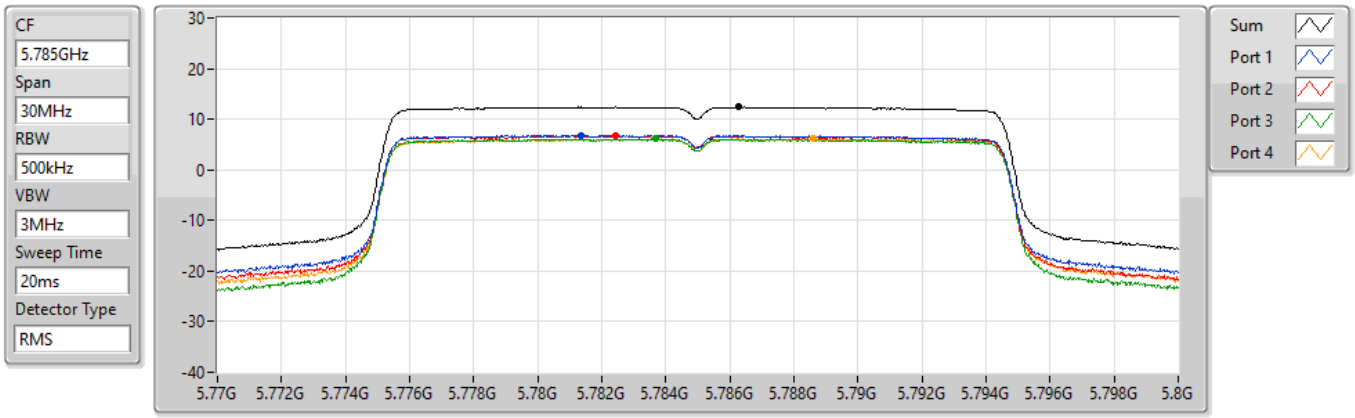

Sum	PD	Port 1	Port 2	Port 3	Port 4
(dBm/RBW)	(dBm/RBW)	(dBm/RBW)	(dBm/RBW)	(dBm/RBW)	(dBm/RBW)
12.42	12.42	6.85	6.84	6.13	6.14

802.11ax HEW20_Nss1,(MCS0)_4TX PSD

5825MHz

29/12/2021

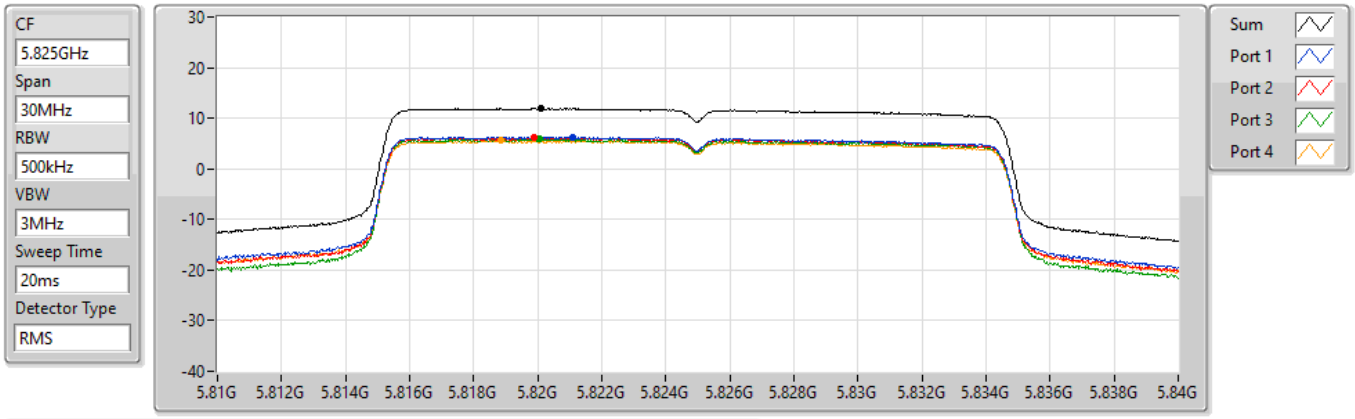

Sum	PD	Port 1	Port 2	Port 3	Port 4
(dBm/RBW)	(dBm/RBW)	(dBm/RBW)	(dBm/RBW)	(dBm/RBW)	(dBm/RBW)
11.89	11.89	6.27	6.14	5.81	5.55

802.11ax HEW40_Nss1,(MCS0)_4TX PSD

5190MHz

29/12/2021

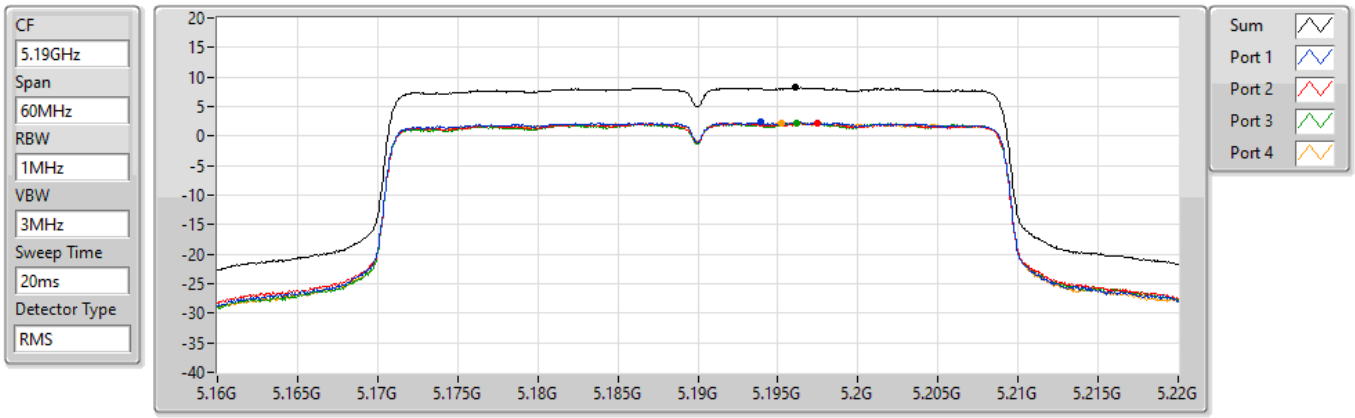

Sum	PD	Port 1	Port 2	Port 3	Port 4
(dBm/RBW)	(dBm/RBW)	(dBm/RBW)	(dBm/RBW)	(dBm/RBW)	(dBm/RBW)
8.21	8.21	2.40	2.20	2.24	2.17

802.11ax HEW40_Nss1,(MCS0)_4TX PSD

5230MHz

29/12/2021

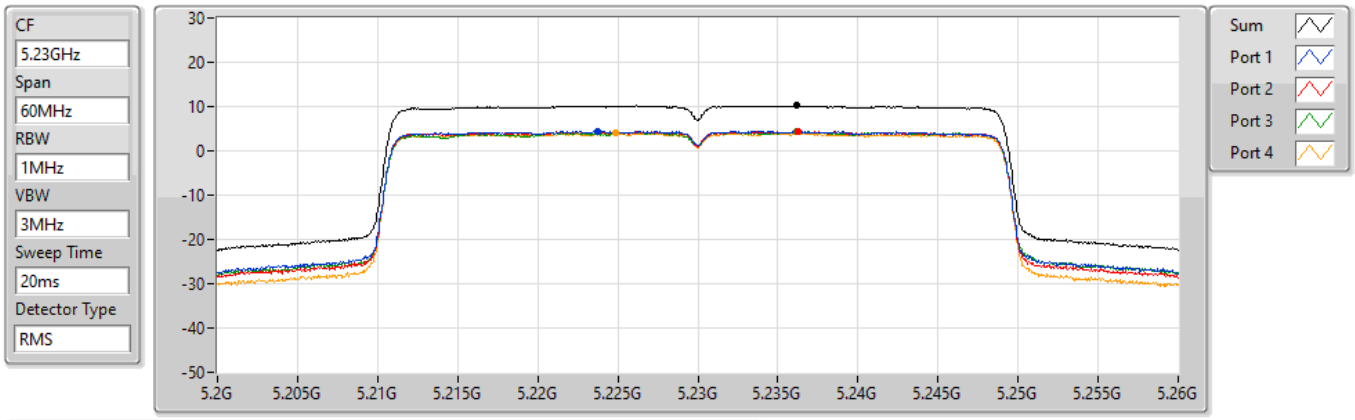

Sum	PD	Port 1	Port 2	Port 3	Port 4
(dBm/RBW)	(dBm/RBW)	(dBm/RBW)	(dBm/RBW)	(dBm/RBW)	(dBm/RBW)
10.18	10.18	4.51	4.31	4.31	3.99

802.11ax HEW40_Nss1,(MCS0)_4TX PSD

5755MHz

29/12/2021

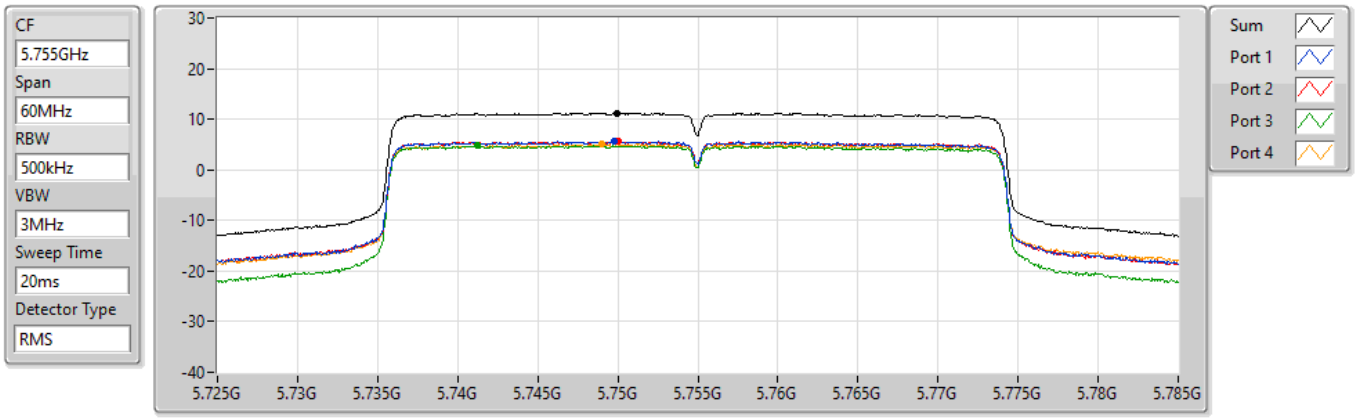

Sum	PD	Port 1	Port 2	Port 3	Port 4
(dBm/RBW)	(dBm/RBW)	(dBm/RBW)	(dBm/RBW)	(dBm/RBW)	(dBm/RBW)
11.20	11.20	5.55	5.65	4.78	5.09

802.11ax HEW40_Nss1,(MCS0)_4TX PSD

5795MHz

29/12/2021

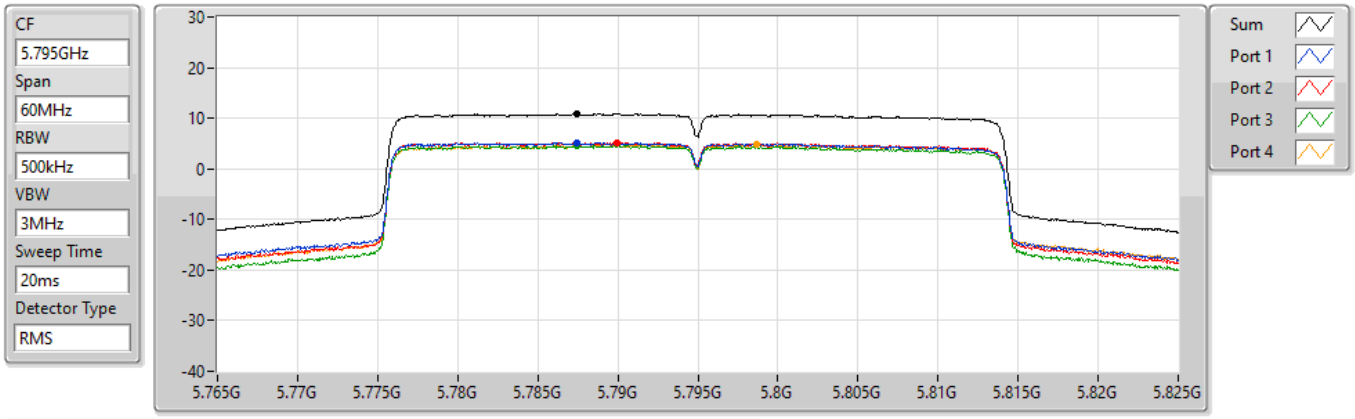

Sum	PD	Port 1	Port 2	Port 3	Port 4
(dBm/RBW)	(dBm/RBW)	(dBm/RBW)	(dBm/RBW)	(dBm/RBW)	(dBm/RBW)
10.86	10.86	5.16	5.16	4.61	4.76

802.11ax HEW80_Nss1,(MCS0)_4TX PSD

5210MHz

29/12/2021

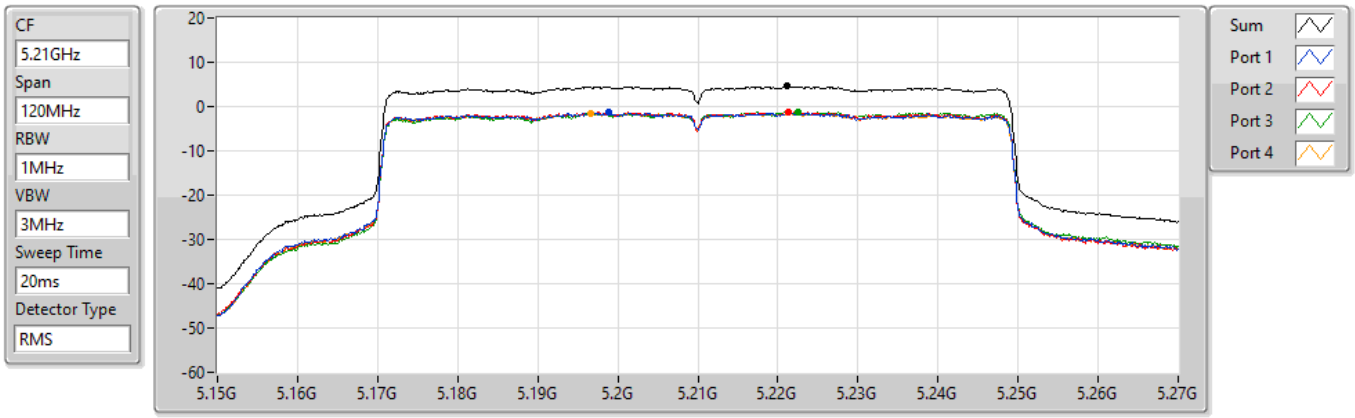

Sum	PD	Port 1	Port 2	Port 3	Port 4
(dBm/RBW)	(dBm/RBW)	(dBm/RBW)	(dBm/RBW)	(dBm/RBW)	(dBm/RBW)
4.56	4.56	-1.30	-1.33	-1.13	-1.50

802.11ax HEW80_Nss1,(MCS0)_4TX PSD

5775MHz

29/12/2021

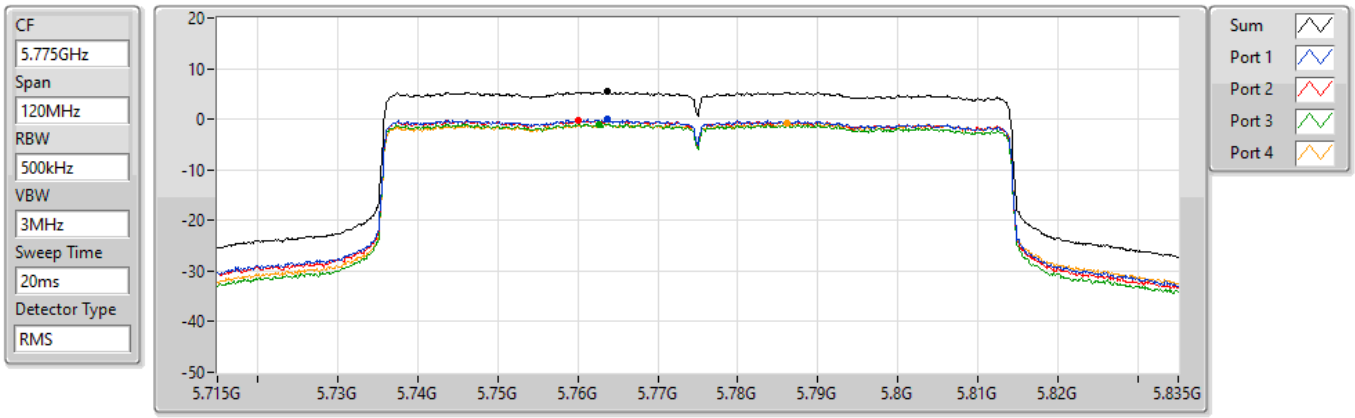

Sum	PD	Port 1	Port 2	Port 3	Port 4
(dBm/RBW)	(dBm/RBW)	(dBm/RBW)	(dBm/RBW)	(dBm/RBW)	(dBm/RBW)
5.38	5.38	-0.05	-0.26	-0.96	-0.77

For 4T4S
Summary

Mode	PD (dBm/RBW)
5.15-5.25GHz	-
802.11ax HEW20_Nss4,(MCS0)_4TX	14.85
802.11ax HEW40_Nss4,(MCS0)_4TX	10.42
802.11ax HEW80_Nss4,(MCS0)_4TX	5.16
5.725-5.85GHz	-
802.11ax HEW20_Nss4,(MCS0)_4TX	14.88
802.11ax HEW40_Nss4,(MCS0)_4TX	11.97
802.11ax HEW80_Nss4,(MCS0)_4TX	6.80

RBW = 500kHz for 5.725-5.85GHz band / 1MHz for other band;

Result

Mode	Result	DG (dBi)	Port 1 (dBm/RBW)	Port 2 (dBm/RBW)	Port 3 (dBm/RBW)	Port 4 (dBm/RBW)	PD (dBm/RBW)	PD Limit (dBm/RBW)
802.11ax HEW20_Nss4,(MCS0)_4TX	-	-	-	-	-	-	-	-
5180MHz	Pass	1.22	7.43	7.28	7.33	7.08	13.17	17.00
5200MHz	Pass	1.22	8.98	8.72	8.73	8.56	14.66	17.00
5240MHz	Pass	1.22	9.26	8.97	8.85	8.60	14.85	17.00
5745MHz	Pass	0.20	8.52	7.18	8.69	7.92	14.03	30.00
5785MHz	Pass	0.20	9.34	8.22	9.35	8.79	14.88	30.00
5825MHz	Pass	0.20	4.92	4.18	4.69	4.30	10.45	30.00
802.11ax HEW40_Nss4,(MCS0)_4TX	-	-	-	-	-	-	-	-
5190MHz	Pass	1.22	2.78	3.09	2.67	2.85	8.70	17.00
5230MHz	Pass	1.22	4.60	4.62	4.51	4.37	10.42	17.00
5755MHz	Pass	0.20	6.35	5.48	6.53	6.01	11.97	30.00
5795MHz	Pass	0.20	5.93	5.40	6.11	5.67	11.65	30.00
802.11ax HEW80_Nss4,(MCS0)_4TX	-	-	-	-	-	-	-	-
5210MHz	Pass	1.22	-0.84	-0.64	-1.01	-0.57	5.16	17.00
5775MHz	Pass	0.20	1.51	0.61	1.42	0.68	6.80	30.00

DG = Directional Gain; RBW = 500kHz for 5.725-5.85GHz band / 1MHz for other band;
PD = trace bin-by-bin of each transmits port summing can be performed maximum power density; Port X = Port X Power Density;

802.11ax HEW20_Nss4,(MCS0)_4TX PSD

5180MHz

04/01/2022

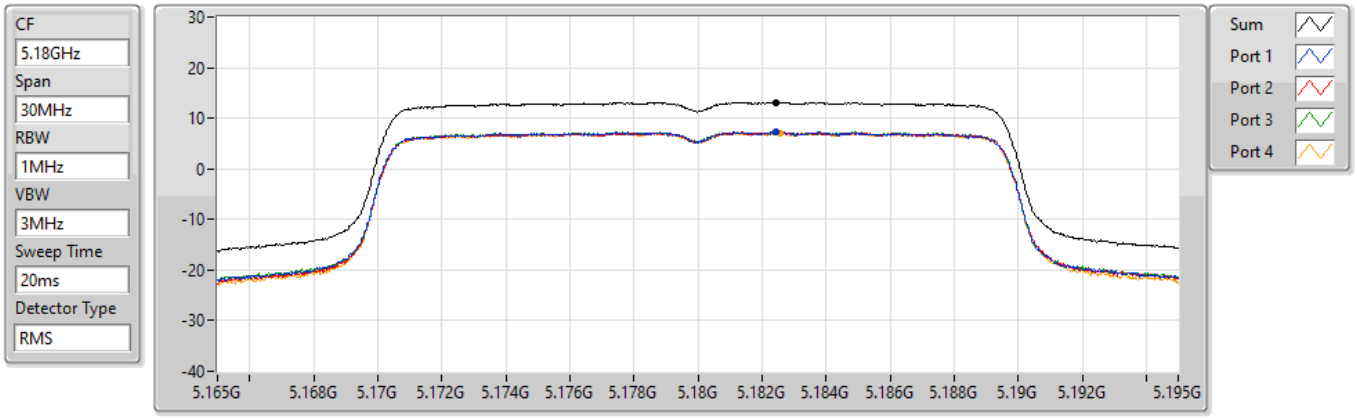

Sum	PD	Port 1	Port 2	Port 3	Port 4
(dBm/RBW)	(dBm/RBW)	(dBm/RBW)	(dBm/RBW)	(dBm/RBW)	(dBm/RBW)
13.17	13.17	7.43	7.28	7.33	7.08

802.11ax HEW20_Nss4,(MCS0)_4TX PSD

5200MHz

04/01/2022

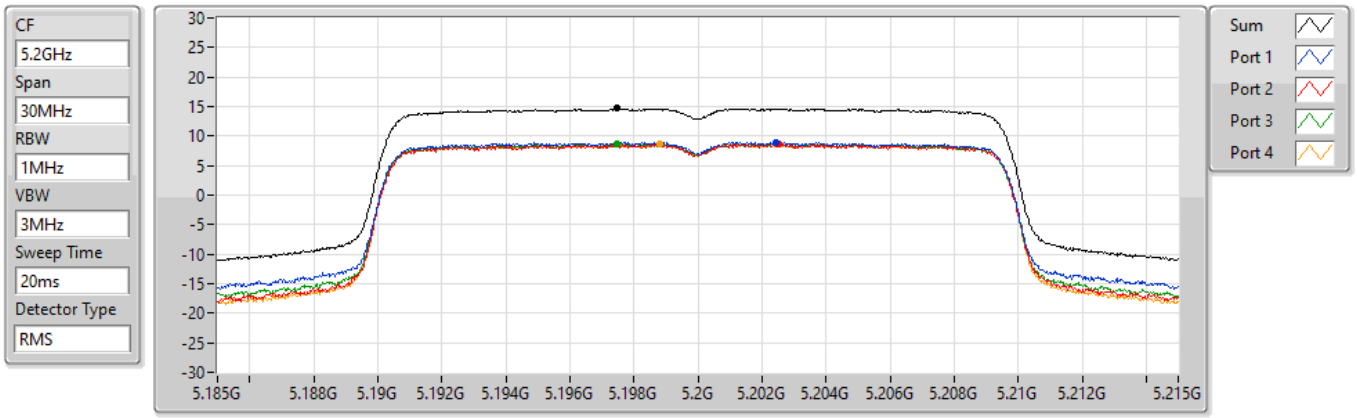

Sum	PD	Port 1	Port 2	Port 3	Port 4
(dBm/RBW)	(dBm/RBW)	(dBm/RBW)	(dBm/RBW)	(dBm/RBW)	(dBm/RBW)
14.66	14.66	8.98	8.72	8.73	8.56

802.11ax HEW20_Nss4,(MCS0)_4TX PSD

5240MHz

04/01/2022

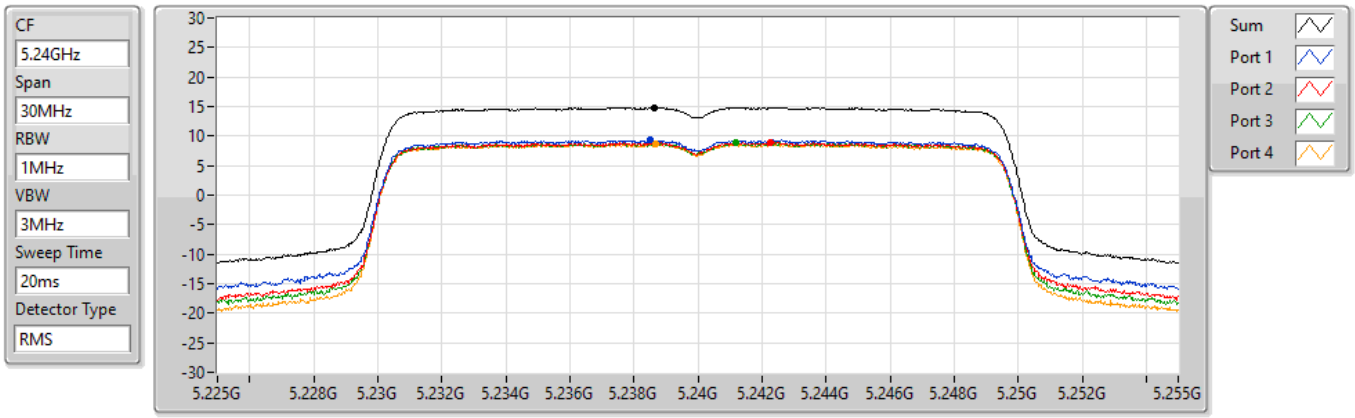

Sum	PD	Port 1	Port 2	Port 3	Port 4
(dBm/RBW)	(dBm/RBW)	(dBm/RBW)	(dBm/RBW)	(dBm/RBW)	(dBm/RBW)
14.85	14.85	9.26	8.97	8.85	8.60

802.11ax HEW20_Nss4,(MCS0)_4TX PSD

5745MHz

04/01/2022

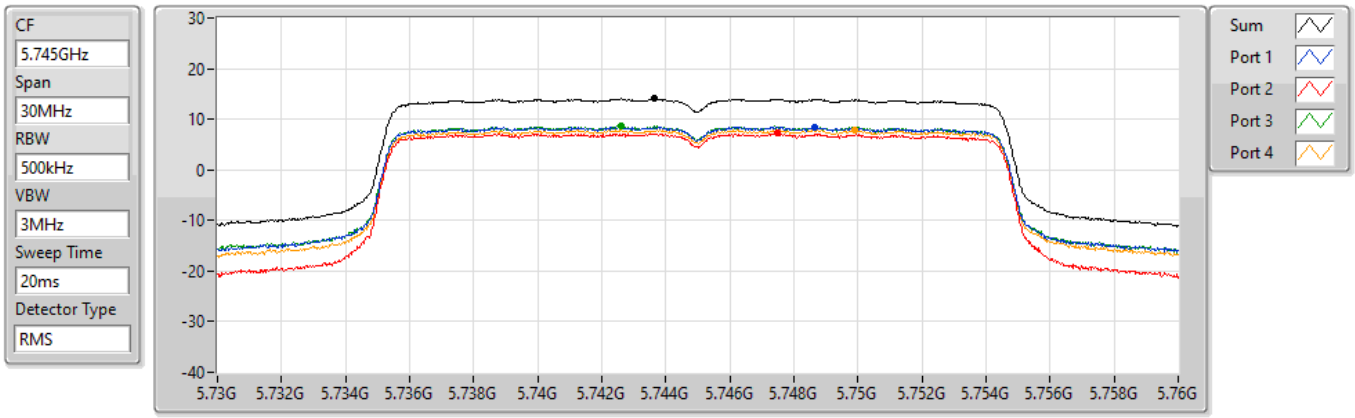

Sum	PD	Port 1	Port 2	Port 3	Port 4
(dBm/RBW)	(dBm/RBW)	(dBm/RBW)	(dBm/RBW)	(dBm/RBW)	(dBm/RBW)
14.03	14.03	8.52	7.18	8.69	7.92

802.11ax HEW20_Nss4,(MCS0)_4TX PSD

5785MHz

04/01/2022

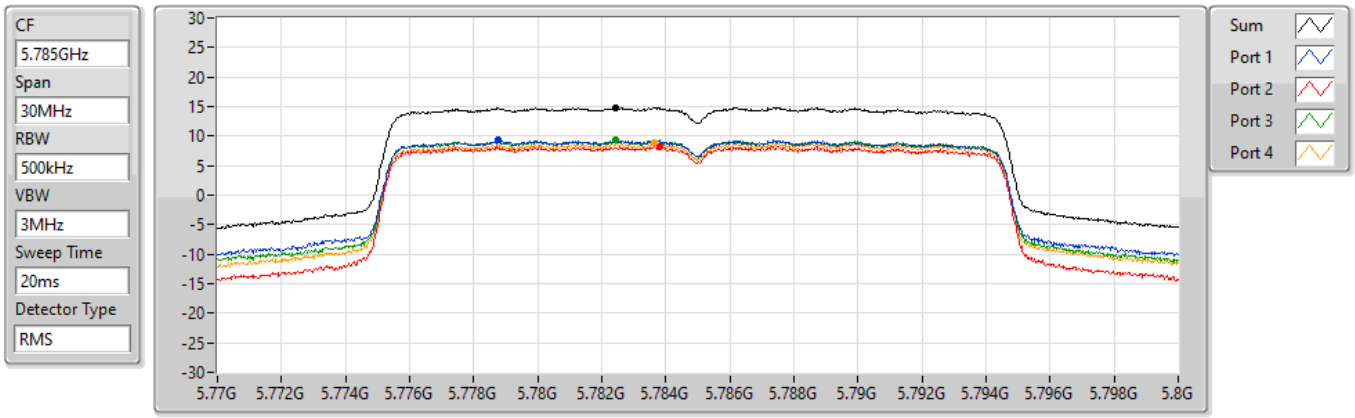

Sum	PD	Port 1	Port 2	Port 3	Port 4
(dBm/RBW)	(dBm/RBW)	(dBm/RBW)	(dBm/RBW)	(dBm/RBW)	(dBm/RBW)
14.88	14.88	9.34	8.22	9.35	8.79

802.11ax HEW20_Nss4,(MCS0)_4TX PSD

5825MHz

04/01/2022

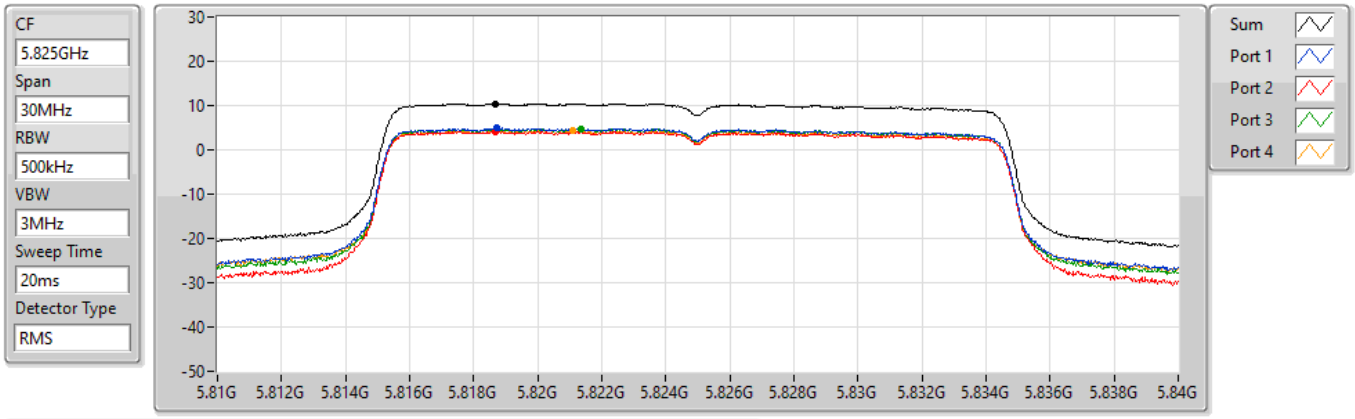

Sum	PD	Port 1	Port 2	Port 3	Port 4
(dBm/RBW)	(dBm/RBW)	(dBm/RBW)	(dBm/RBW)	(dBm/RBW)	(dBm/RBW)
10.45	10.45	4.92	4.18	4.69	4.30

802.11ax HEW40_Nss4,(MCS0)_4TX PSD

5190MHz

04/01/2022

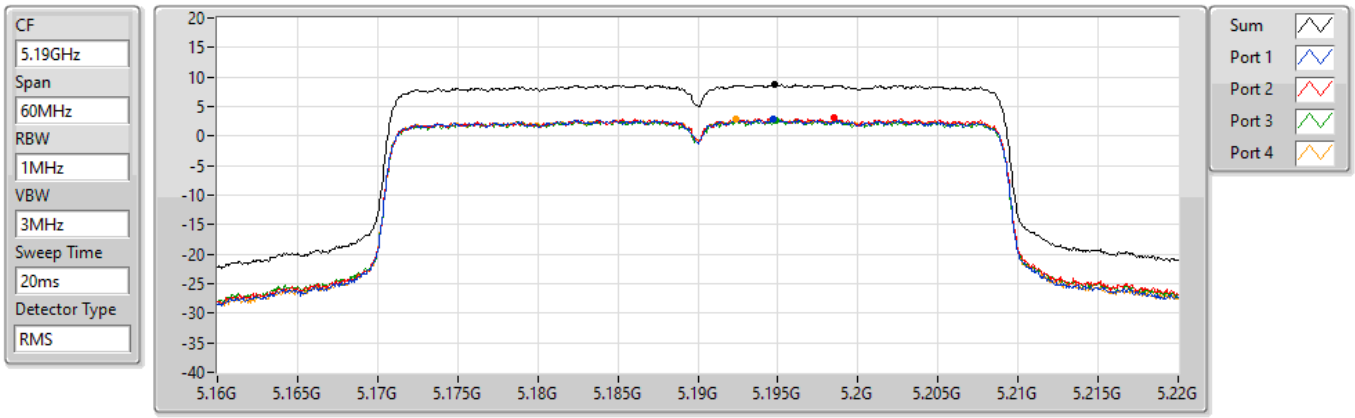

Sum	PD	Port 1	Port 2	Port 3	Port 4
(dBm/RBW)	(dBm/RBW)	(dBm/RBW)	(dBm/RBW)	(dBm/RBW)	(dBm/RBW)
8.70	8.70	2.78	3.09	2.67	2.85

802.11ax HEW40_Nss4,(MCS0)_4TX PSD

5230MHz

04/01/2022

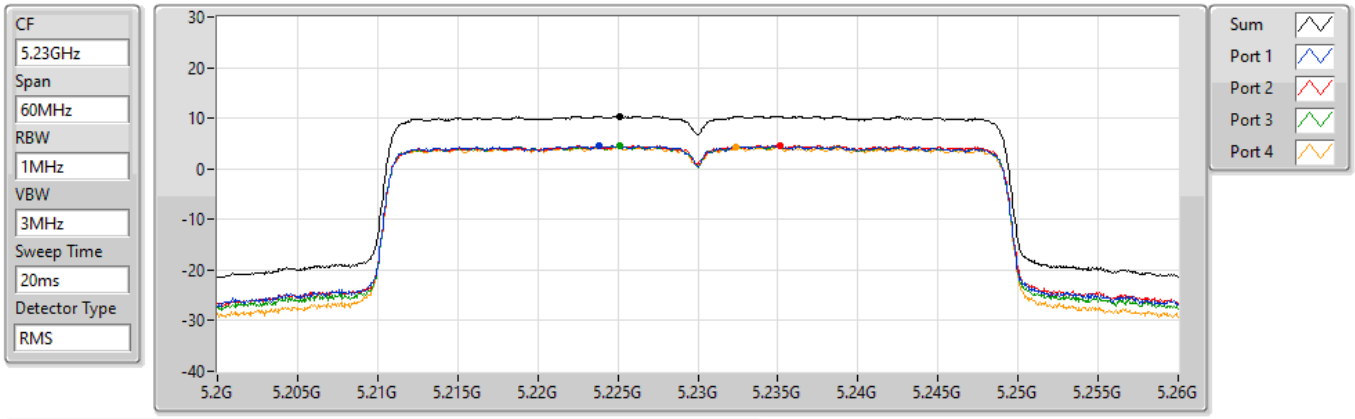

Sum	PD	Port 1	Port 2	Port 3	Port 4
(dBm/RBW)	(dBm/RBW)	(dBm/RBW)	(dBm/RBW)	(dBm/RBW)	(dBm/RBW)
10.42	10.42	4.60	4.62	4.51	4.37

802.11ax HEW40_Nss4,(MCS0)_4TX PSD

5755MHz

04/01/2022

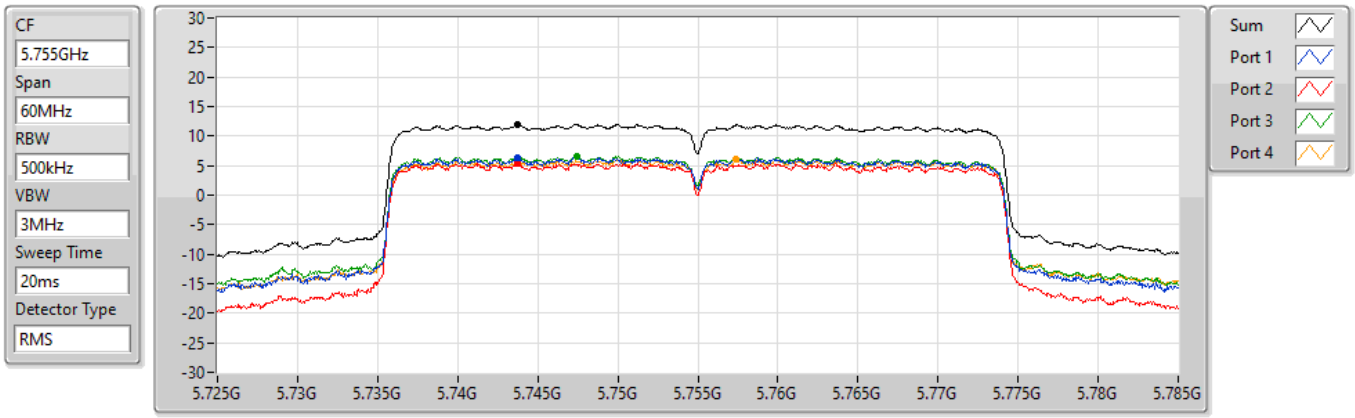

Sum	PD	Port 1	Port 2	Port 3	Port 4
(dBm/RBW)	(dBm/RBW)	(dBm/RBW)	(dBm/RBW)	(dBm/RBW)	(dBm/RBW)
11.97	11.97	6.35	5.48	6.53	6.01

802.11ax HEW40_Nss4,(MCS0)_4TX PSD

5795MHz

04/01/2022

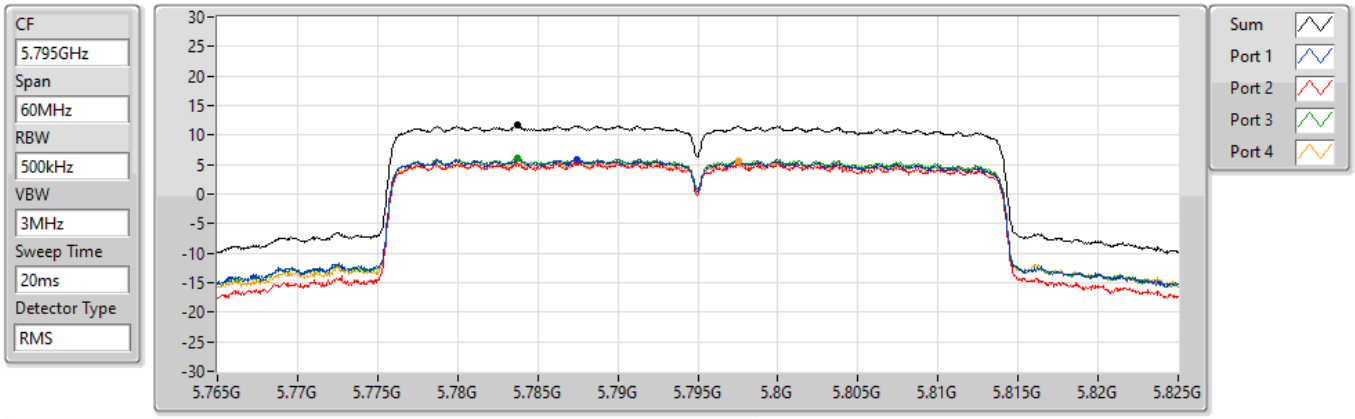

Sum	PD	Port 1	Port 2	Port 3	Port 4
(dBm/RBW)	(dBm/RBW)	(dBm/RBW)	(dBm/RBW)	(dBm/RBW)	(dBm/RBW)
11.65	11.65	5.93	5.40	6.11	5.67

802.11ax HEW80_Nss4,(MCS0)_4TX PSD

5210MHz

04/01/2022

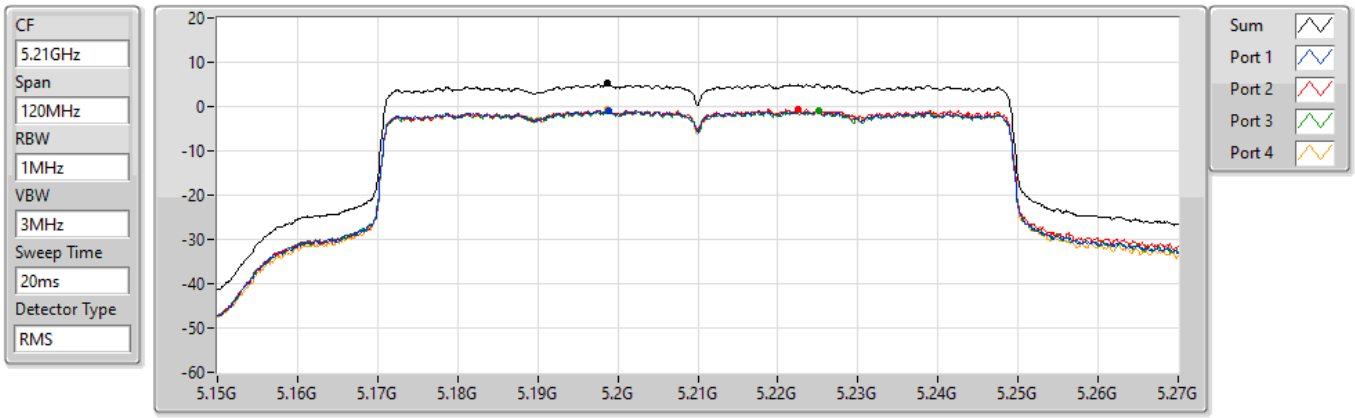

Sum	PD	Port 1	Port 2	Port 3	Port 4
(dBm/RBW)	(dBm/RBW)	(dBm/RBW)	(dBm/RBW)	(dBm/RBW)	(dBm/RBW)
5.16	5.16	-0.84	-0.64	-1.01	-0.57

802.11ax HEW80_Nss4,(MCS0)_4TX PSD

5775MHz

04/01/2022

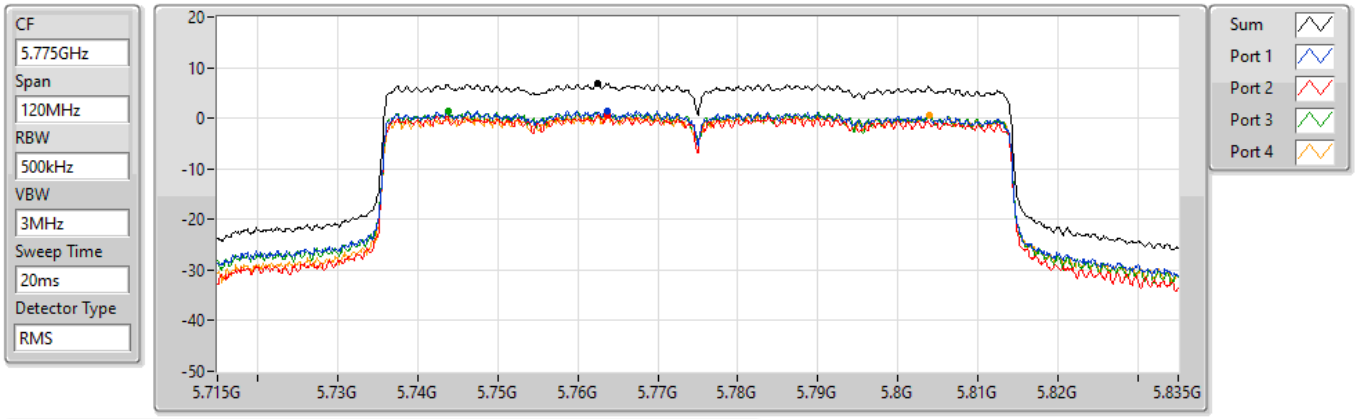

Sum	PD	Port 1	Port 2	Port 3	Port 4
(dBm/RBW)	(dBm/RBW)	(dBm/RBW)	(dBm/RBW)	(dBm/RBW)	(dBm/RBW)
6.80	6.80	1.51	0.61	1.42	0.68

For Scanning Radio 1 / 2T1S and 2T2S
Summary

Mode	PD (dBm/RBW)
5.15-5.25GHz	-
802.11ax HEW20_Nss4,(MCS0)_4TX	14.85
802.11ax HEW40_Nss4,(MCS0)_4TX	10.42
802.11ax HEW80_Nss4,(MCS0)_4TX	5.16
5.725-5.85GHz	-
802.11ax HEW20_Nss4,(MCS0)_4TX	14.88
802.11ax HEW40_Nss4,(MCS0)_4TX	11.97
802.11ax HEW80_Nss4,(MCS0)_4TX	6.80

RBW = 500kHz for 5.725-5.85GHz band / 1MHz for other band;

Result

Mode	Result	DG (dBi)	Port 1 (dBm/RBW)	Port 2 (dBm/RBW)	Port 3 (dBm/RBW)	Port 4 (dBm/RBW)	PD (dBm/RBW)	PD Limit (dBm/RBW)
802.11ax HEW20_Nss4,(MCS0)_4TX	-	-	-	-	-	-	-	-
5180MHz	Pass	1.22	7.43	7.28	7.33	7.08	13.17	17.00
5200MHz	Pass	1.22	8.98	8.72	8.73	8.56	14.66	17.00
5240MHz	Pass	1.22	9.26	8.97	8.85	8.60	14.85	17.00
5745MHz	Pass	0.20	8.52	7.18	8.69	7.92	14.03	30.00
5785MHz	Pass	0.20	9.34	8.22	9.35	8.79	14.88	30.00
5825MHz	Pass	0.20	4.92	4.18	4.69	4.30	10.45	30.00
802.11ax HEW40_Nss4,(MCS0)_4TX	-	-	-	-	-	-	-	-
5190MHz	Pass	1.22	2.78	3.09	2.67	2.85	8.70	17.00
5230MHz	Pass	1.22	4.60	4.62	4.51	4.37	10.42	17.00
5755MHz	Pass	0.20	6.35	5.48	6.53	6.01	11.97	30.00
5795MHz	Pass	0.20	5.93	5.40	6.11	5.67	11.65	30.00
802.11ax HEW80_Nss4,(MCS0)_4TX	-	-	-	-	-	-	-	-
5210MHz	Pass	1.22	-0.84	-0.64	-1.01	-0.57	5.16	17.00
5775MHz	Pass	0.20	1.51	0.61	1.42	0.68	6.80	30.00

DG = Directional Gain; RBW = 500kHz for 5.725-5.85GHz band / 1MHz for other band;
PD = trace bin-by-bin of each transmits port summing can be performed maximum power density; Port X = Port X Power Density;

802.11ax HEW20_Nss4,(MCS0)_4TX PSD

5180MHz

04/01/2022

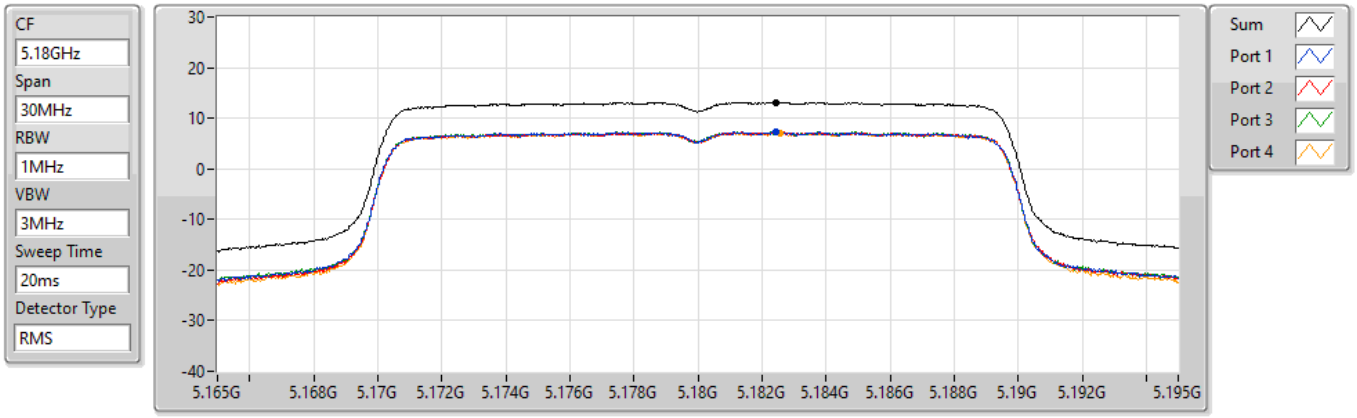

Sum	PD	Port 1	Port 2	Port 3	Port 4
(dBm/RBW)	(dBm/RBW)	(dBm/RBW)	(dBm/RBW)	(dBm/RBW)	(dBm/RBW)
13.17	13.17	7.43	7.28	7.33	7.08

802.11ax HEW20_Nss4,(MCS0)_4TX PSD

5200MHz

04/01/2022

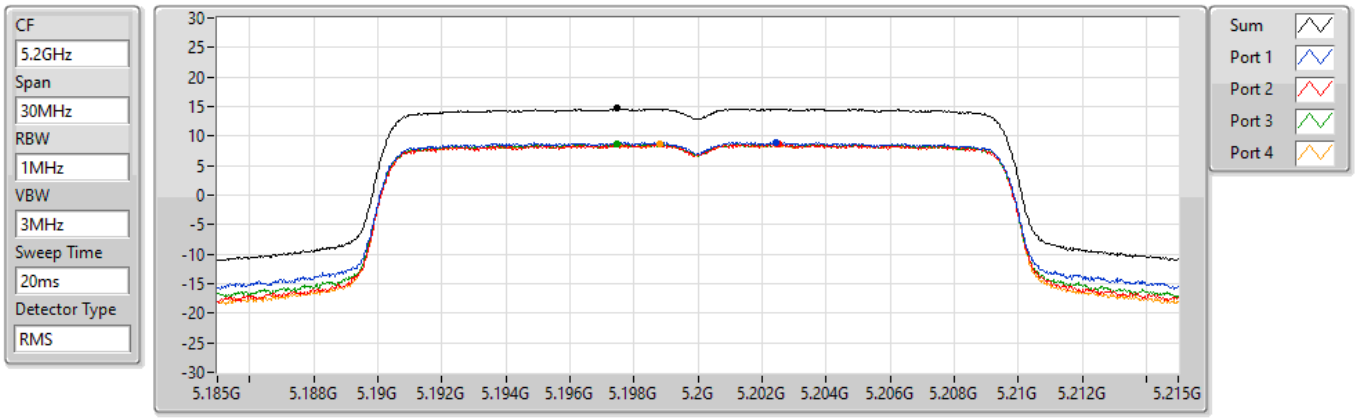

Sum	PD	Port 1	Port 2	Port 3	Port 4
(dBm/RBW)	(dBm/RBW)	(dBm/RBW)	(dBm/RBW)	(dBm/RBW)	(dBm/RBW)
14.66	14.66	8.98	8.72	8.73	8.56

802.11ax HEW20_Nss4,(MCS0)_4TX PSD

5240MHz

04/01/2022

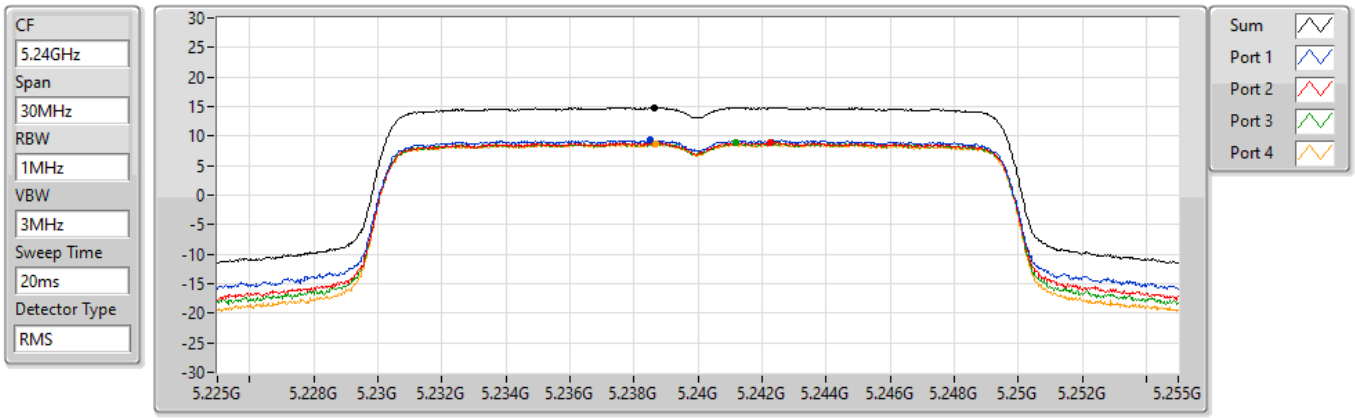

Sum	PD	Port 1	Port 2	Port 3	Port 4
(dBm/RBW)	(dBm/RBW)	(dBm/RBW)	(dBm/RBW)	(dBm/RBW)	(dBm/RBW)
14.85	14.85	9.26	8.97	8.85	8.60

802.11ax HEW20_Nss4,(MCS0)_4TX PSD

5745MHz

04/01/2022

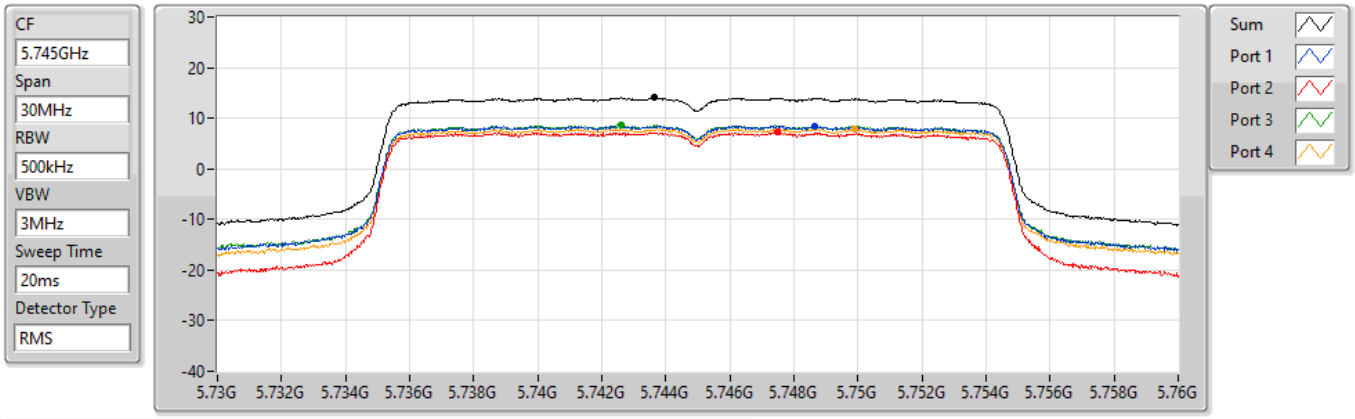

Sum	PD	Port 1	Port 2	Port 3	Port 4
(dBm/RBW)	(dBm/RBW)	(dBm/RBW)	(dBm/RBW)	(dBm/RBW)	(dBm/RBW)
14.03	14.03	8.52	7.18	8.69	7.92

802.11ax HEW20_Nss4,(MCS0)_4TX PSD

5785MHz

04/01/2022

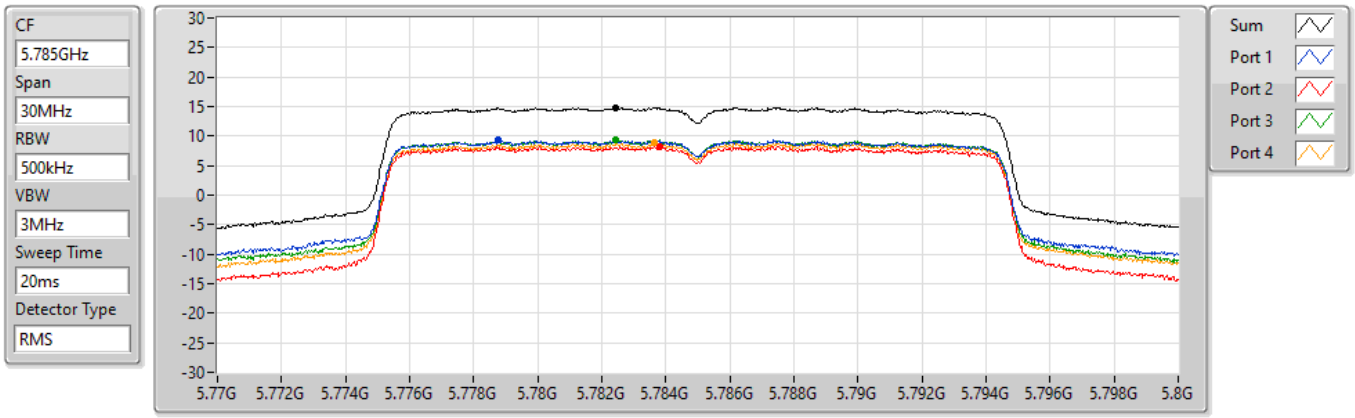

Sum	PD	Port 1	Port 2	Port 3	Port 4
(dBm/RBW)	(dBm/RBW)	(dBm/RBW)	(dBm/RBW)	(dBm/RBW)	(dBm/RBW)
14.88	14.88	9.34	8.22	9.35	8.79

802.11ax HEW20_Nss4,(MCS0)_4TX PSD

5825MHz

04/01/2022

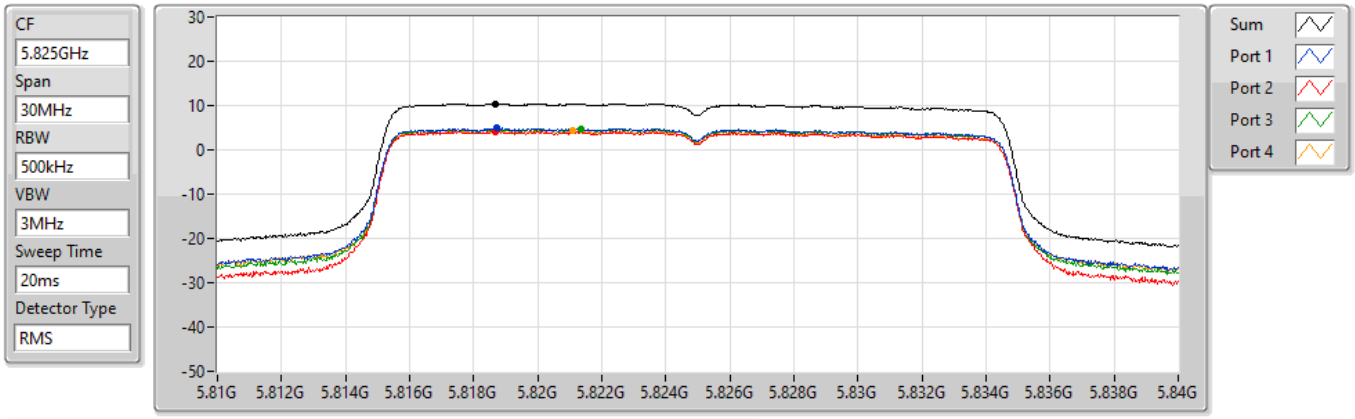

Sum	PD	Port 1	Port 2	Port 3	Port 4
(dBm/RBW)	(dBm/RBW)	(dBm/RBW)	(dBm/RBW)	(dBm/RBW)	(dBm/RBW)
10.45	10.45	4.92	4.18	4.69	4.30

802.11ax HEW40_Nss4,(MCS0)_4TX PSD

5190MHz

04/01/2022

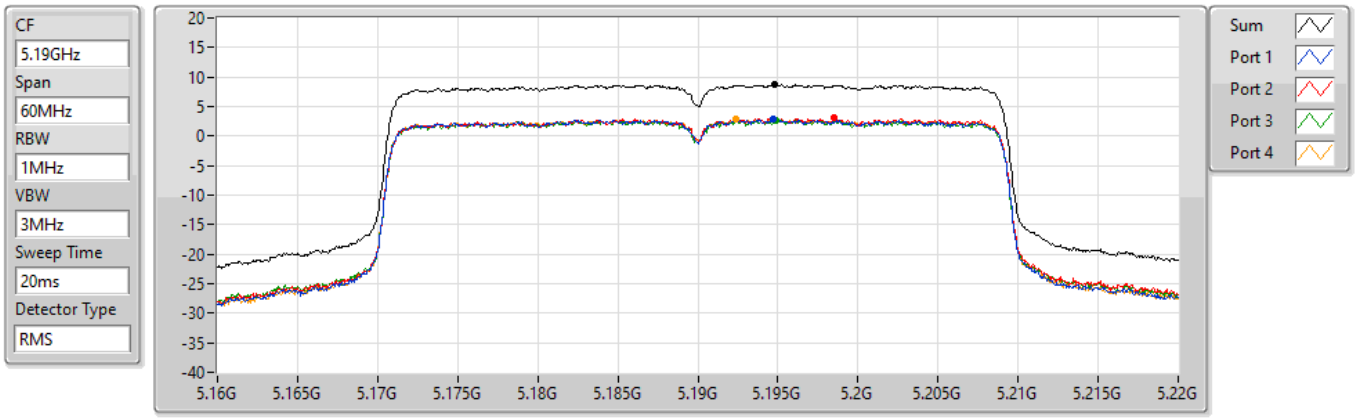

Sum	PD	Port 1	Port 2	Port 3	Port 4
(dBm/RBW)	(dBm/RBW)	(dBm/RBW)	(dBm/RBW)	(dBm/RBW)	(dBm/RBW)
8.70	8.70	2.78	3.09	2.67	2.85

802.11ax HEW40_Nss4,(MCS0)_4TX PSD

5230MHz

04/01/2022

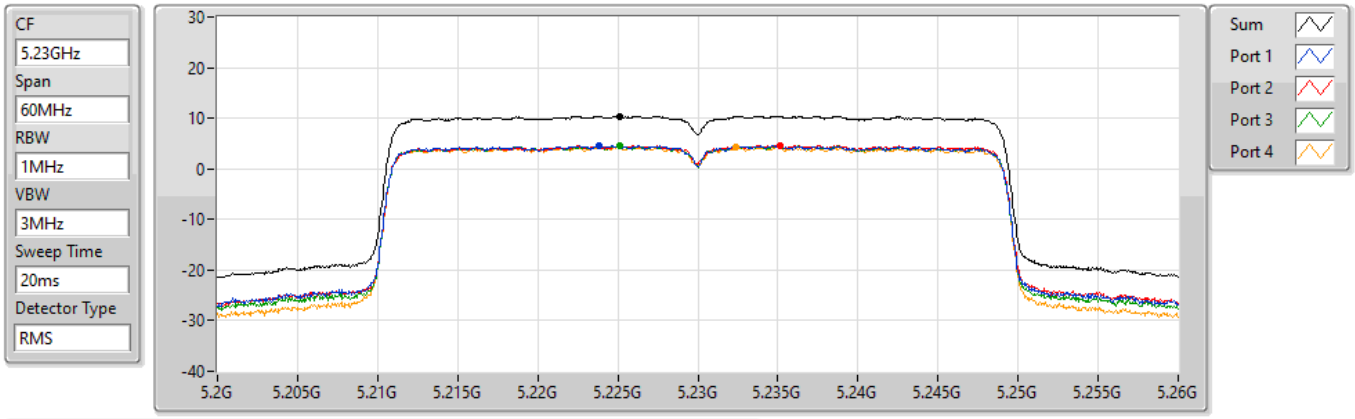

Sum	PD	Port 1	Port 2	Port 3	Port 4
(dBm/RBW)	(dBm/RBW)	(dBm/RBW)	(dBm/RBW)	(dBm/RBW)	(dBm/RBW)
10.42	10.42	4.60	4.62	4.51	4.37

802.11ax HEW40_Nss4,(MCS0)_4TX PSD

5755MHz

04/01/2022

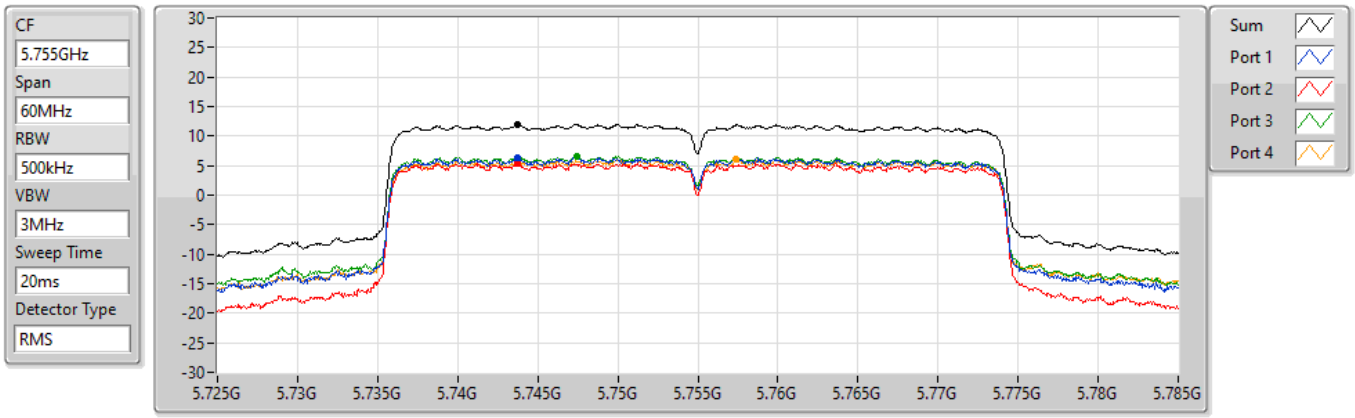

Sum	PD	Port 1	Port 2	Port 3	Port 4
(dBm/RBW)	(dBm/RBW)	(dBm/RBW)	(dBm/RBW)	(dBm/RBW)	(dBm/RBW)
11.97	11.97	6.35	5.48	6.53	6.01

802.11ax HEW40_Nss4,(MCS0)_4TX PSD

5795MHz

04/01/2022

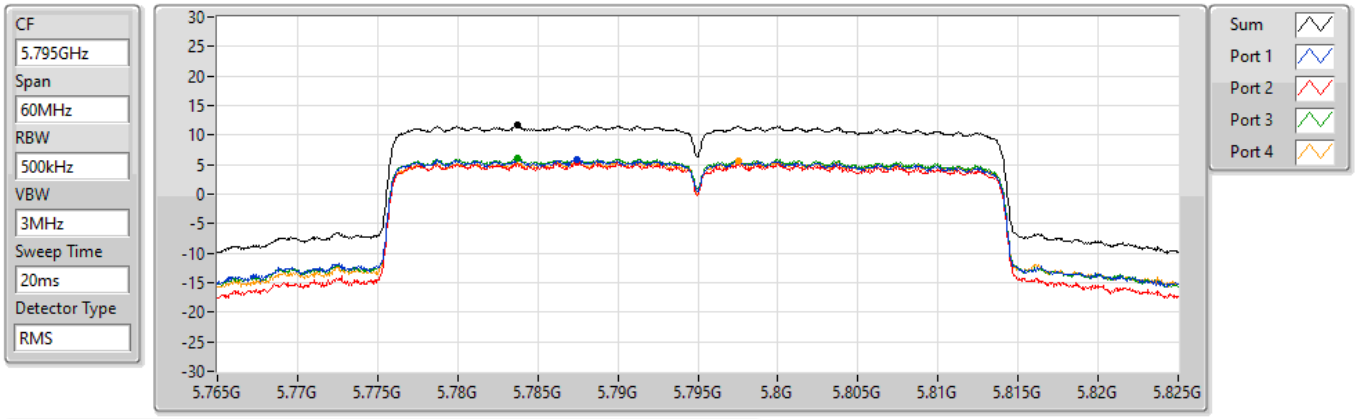

Sum	PD	Port 1	Port 2	Port 3	Port 4
(dBm/RBW)	(dBm/RBW)	(dBm/RBW)	(dBm/RBW)	(dBm/RBW)	(dBm/RBW)
11.65	11.65	5.93	5.40	6.11	5.67

802.11ax HEW80_Nss4,(MCS0)_4TX PSD

5210MHz

04/01/2022

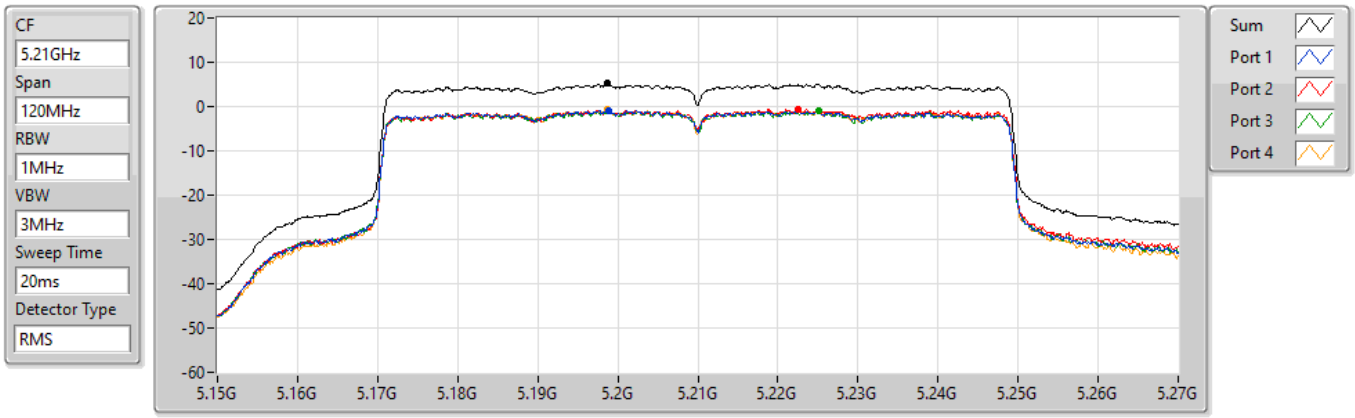

Sum	PD	Port 1	Port 2	Port 3	Port 4
(dBm/RBW)	(dBm/RBW)	(dBm/RBW)	(dBm/RBW)	(dBm/RBW)	(dBm/RBW)
5.16	5.16	-0.84	-0.64	-1.01	-0.57

802.11ax HEW80_Nss4,(MCS0)_4TX PSD

5775MHz

04/01/2022

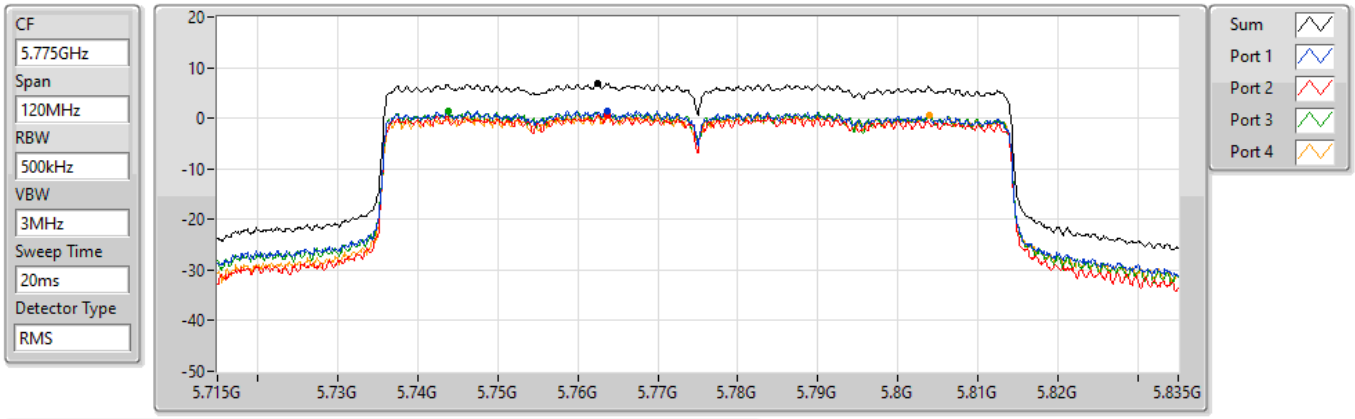

Sum	PD	Port 1	Port 2	Port 3	Port 4
(dBm/RBW)	(dBm/RBW)	(dBm/RBW)	(dBm/RBW)	(dBm/RBW)	(dBm/RBW)
6.80	6.80	1.51	0.61	1.42	0.68

Summary

Mode	Result	Type	Freq (Hz)	Level (dBuV/m)	Limit (dBuV/m)	Margin (dB)	Condition
Mode 1	Pass	PK	85.29M	36.63	40.00	-3.37	Vertical

Mode 1

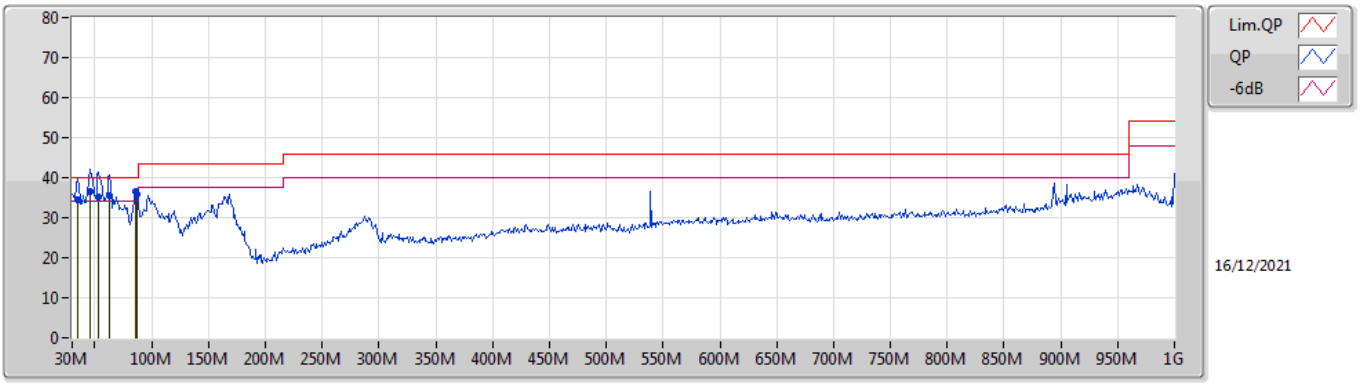

Type	Freq	Level	Limit	Margin	Factor	Dist	Condition	Azimuth	Height	Comment	Raw	AF	CL	PA
	(Hz)	(dBuV/m)	(dBuV/m)	(dB)	(dB/m)	(m)		(°)	(m)		(dBuV/m)	(dB/m)	(dB)	(dB)
QP	34.85M	34.42	40.00	-5.58	-9.18	3	Vertical	202	1.00	-	43.60	21.51	0.90	31.59
QP	45.52M	36.50	40.00	-3.50	-14.80	3	Vertical	25	1.00	-	51.30	15.91	1.01	31.72
QP	53.28M	35.18	40.00	-4.82	-17.82	3	Vertical	297	1.25	-	53.00	12.87	1.10	31.79
QP	62.98M	35.47	40.00	-4.53	-18.53	3	Vertical	360	1.50	-	54.00	12.13	1.20	31.86
PK	85.29M	36.63	40.00	-3.37	-16.95	3	Vertical	188	1.00	"Worst"	53.58	13.56	1.41	31.92
PK	87.23M	35.90	40.00	-4.10	-16.42	3	Vertical	53	1.25	-	52.32	14.05	1.44	31.91

Mode 1

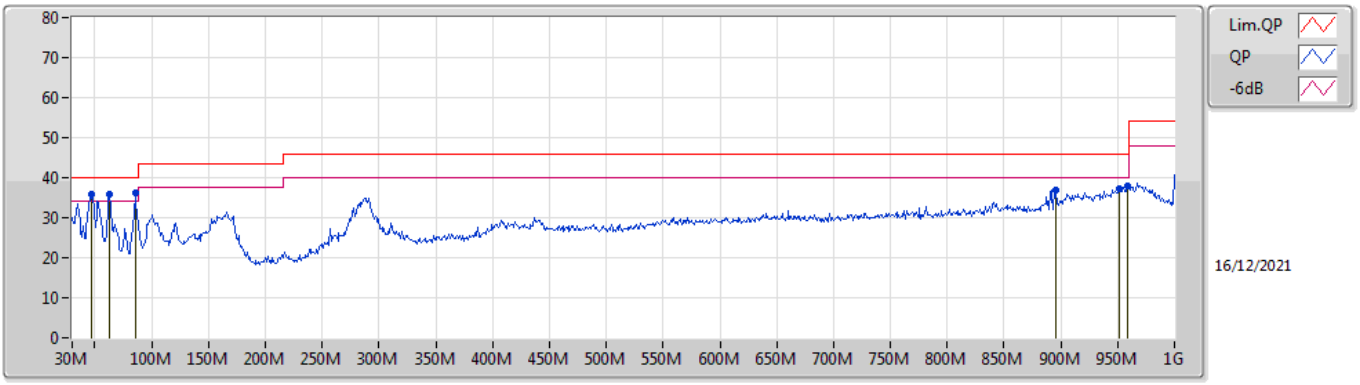

Type	Freq	Level	Limit	Margin	Factor	Dist	Condition	Azimuth	Height	Comment	Raw	AF	CL	PA
	(Hz)	(dBuV/m)	(dBuV/m)	(dB)	(dB/m)	(m)		(°)	(m)		(dBuV/m)	(dB/m)	(dB)	(dB)
PK	47.46M	35.69	40.00	-4.31	-15.79	3	Horizontal	149	2.00	-	51.48	14.90	1.05	31.74
PK	62.98M	36.02	40.00	-3.98	-18.53	3	Horizontal	3	3.00	-	54.55	12.13	1.20	31.86
PK	85.29M	36.08	40.00	-3.92	-16.95	3	Horizontal	37	2.00	"Worst"	53.03	13.56	1.41	31.92
PK	895.24M	37.02	46.00	-8.98	-1.15	3	Horizontal	92	3.00	-	38.17	26.23	5.28	32.66
PK	951.5M	37.12	46.00	-8.88	-0.48	3	Horizontal	310	1.00	-	37.60	26.49	5.60	32.57
PK	958.29M	37.80	46.00	-8.20	-0.40	3	Horizontal	317	1.00	-	38.20	26.57	5.60	32.57

For Radio 2 / 1T1S
Summary

Mode	Result	Type	Freq (Hz)	Level (dBuV/m)	Limit (dBuV/m)	Margin (dB)	Dist (m)	Condition	Azimuth (°)	Height (m)	Comments
5.15-5.25GHz	-	-	-	-	-	-	-	-	-	-	-
802.11ax HEW40_Nss1,(MCS0)_1TX	Pass	AV	5.14896G	53.95	54.00	-0.05	3	Horizontal	73	1.93	-

802.11a_Nss1,(6Mbps)_1TX

5180MHz_TnomVnom

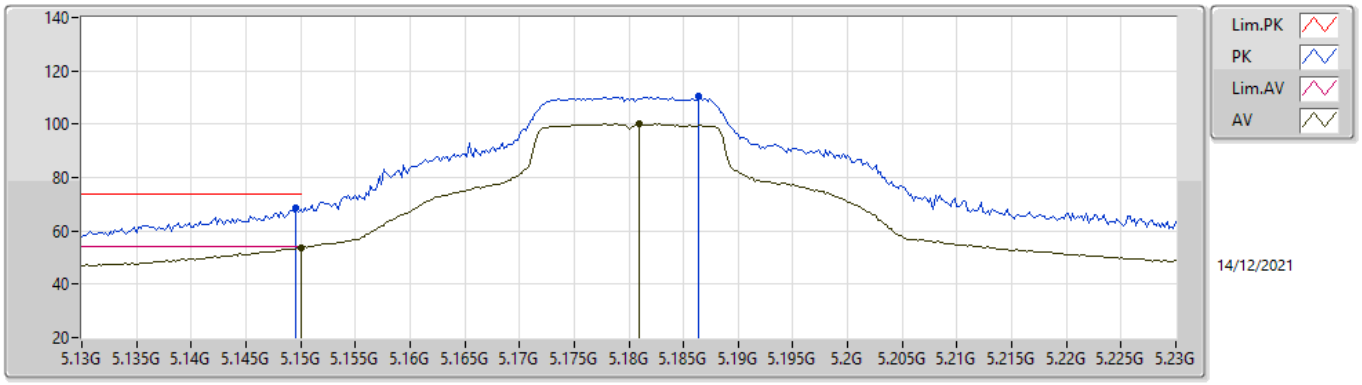

EUT X_1TX
SET 88
80/100/90/85/87/88
6.97/-19.64/-3.58/3.44/1.77/0.31

Type	Freq	Level	Limit	Margin	Raw	Dist	Condition	Azimuth	Height	Comment	AF	CL	PA
	(Hz)	(dBuV/m)	(dBuV/m)	(dB)	(dBuV)	(m)		(°)	(m)		(dB)	(dB)	(dB)
PK	5.1496G	68.84	74.00	-5.16	62.71	3	Vertical	17	1.87	-	32.70	6.37	32.94
AV	5.15G	53.69	54.00	-0.31	47.56	3	Vertical	17	1.87	-	32.70	6.37	32.94
PK	5.1864G	110.35	Inf	-Inf	104.20	3	Vertical	17	1.87	-	32.70	6.39	32.94
AV	5.181G	100.06	Inf	-Inf	93.91	3	Vertical	17	1.87	-	32.70	6.39	32.94

802.11a_Nss1,(6Mbps)_1TX

5180MHz_TnomVnom

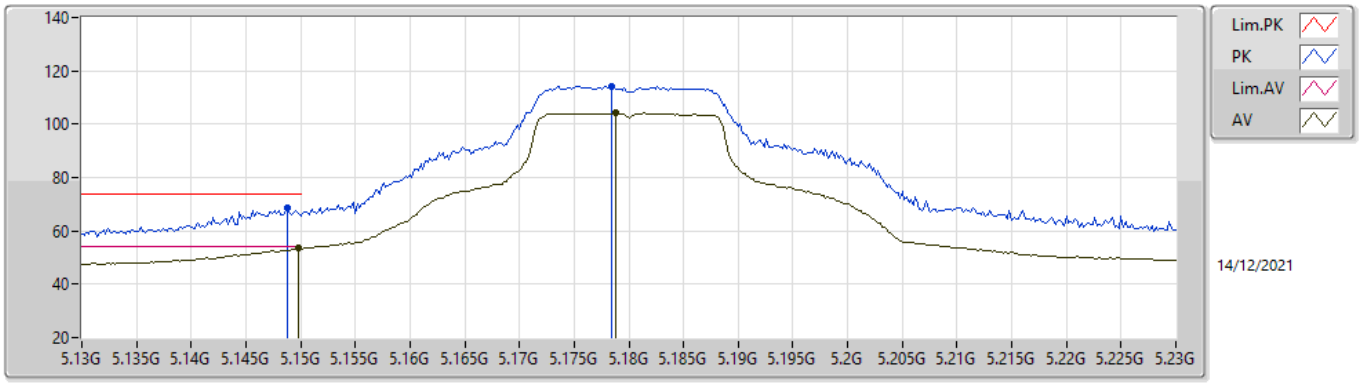

EUT X_1TX
SET 83
88/68/78/83/85/84/83
-5.76/6.58/4.98/0.44/-1.65/-0.02/0.57

Type	Freq	Level	Limit	Margin	Raw	Dist	Condition	Azimuth	Height	Comment	AF	CL	PA
	(Hz)	(dBuV/m)	(dBuV/m)	(dB)	(dBuV)	(m)		(°)	(m)		(dB)	(dB)	(dB)
PK	5.1488G	68.69	74.00	-5.31	62.56	3	Horizontal	75	1.96	-	32.70	6.37	32.94
AV	5.1498G	53.43	54.00	-0.57	47.30	3	Horizontal	75	1.96	-	32.70	6.37	32.94
PK	5.1784G	114.37	Inf	-Inf	108.22	3	Horizontal	75	1.96	-	32.70	6.39	32.94
AV	5.1788G	104.13	Inf	-Inf	97.98	3	Horizontal	75	1.96	-	32.70	6.39	32.94

802.11a_Nss1,(6Mbps)_1TX

5180MHz_TnomVnom

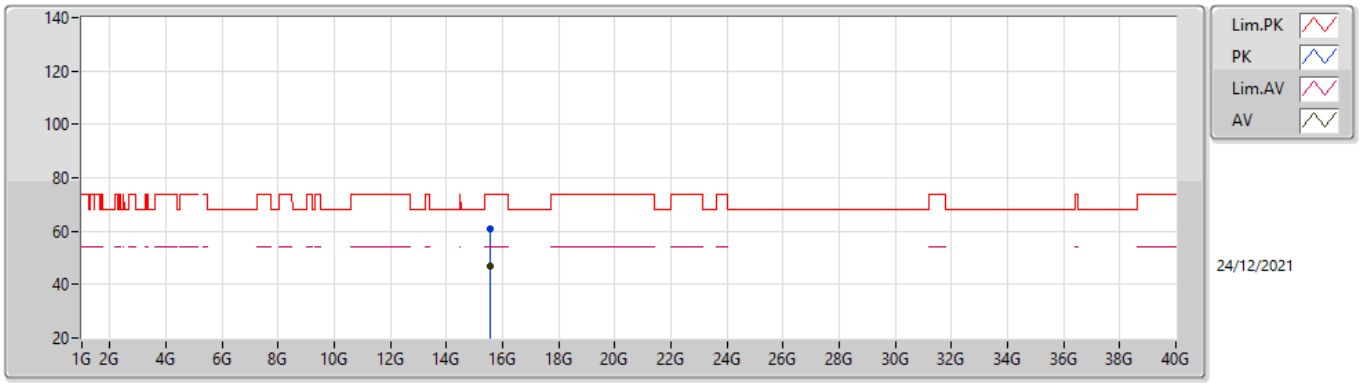

EUT X_1TX
SET 83
83
6.85

Type	Freq	Level	Limit	Margin	Raw	Dist	Condition	Azimuth	Height	Comment	AF	CL	PA
	(Hz)	(dBuV/m)	(dBuV/m)	(dB)	(dBuV)	(m)		(°)	(m)		(dB)	(dB)	(dB)
PK	15.54474G	60.79	74.00	-13.21	45.22	3	Vertical	357	1.80	-	38.02	10.36	32.81
AV	15.54102G	47.15	54.00	-6.85	31.56	3	Vertical	357	1.80	-	38.04	10.36	32.81

802.11a_Nss1,(6Mbps)_1TX

5180MHz_TnomVnom

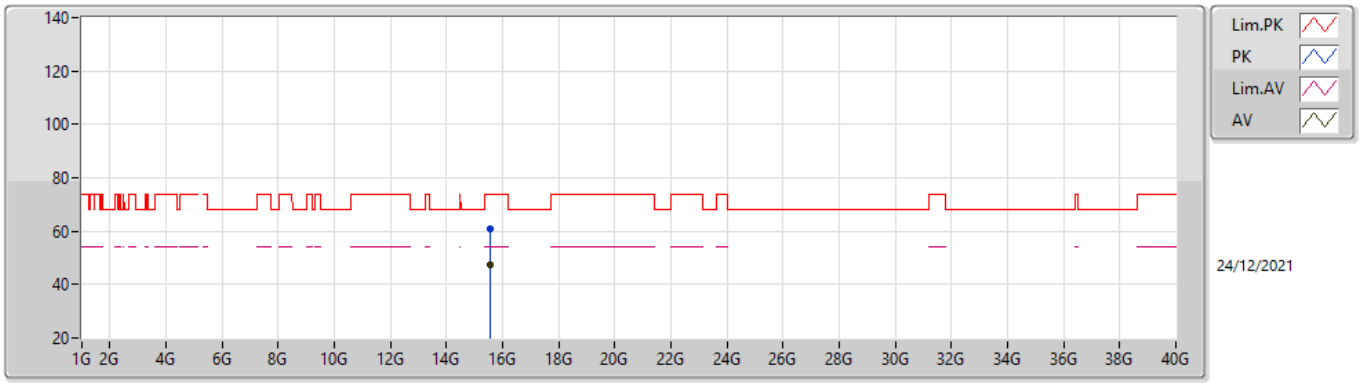

EUT X_1TX
SET 83
83
6.81

Type	Freq	Level	Limit	Margin	Raw	Dist	Condition	Azimuth	Height	Comment	AF	CL	PA
	(Hz)	(dBuV/m)	(dBuV/m)	(dB)	(dBuV)	(m)		(°)	(m)		(dB)	(dB)	(dB)
PK	15.54355G	60.75	74.00	-13.25	45.17	3	Horizontal	123	1.80	-	38.03	10.36	32.81
AV	15.53531G	47.19	54.00	-6.81	31.58	3	Horizontal	123	1.80	-	38.06	10.36	32.81

802.11a_Nss1,(6Mbps)_1TX

5200MHz_TnomVnom

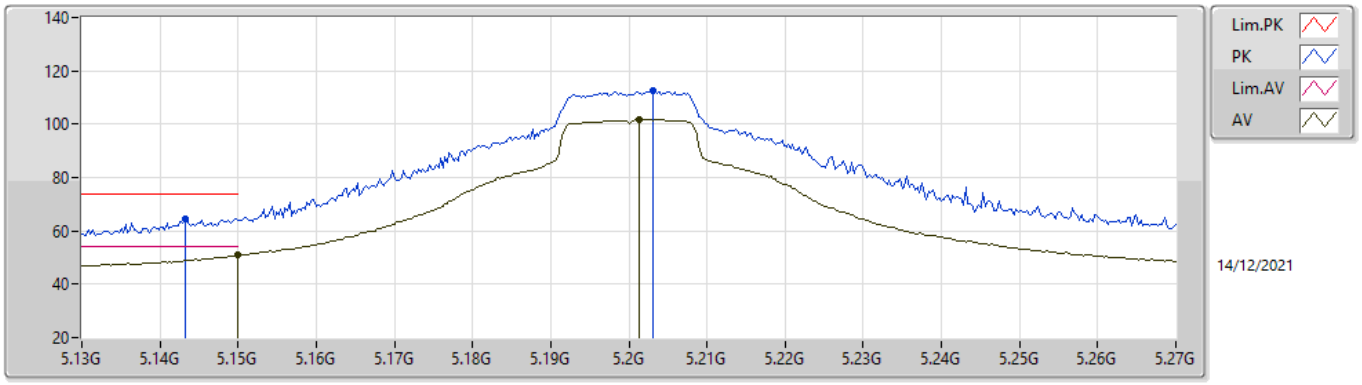

EUT X_1TX
SET 90
80/100/90/95/93/92/90
7.39/-6.04/3.08/-6.15/-5.30/-0.51/3.17

Type	Freq	Level	Limit	Margin	Raw	Dist	Condition	Azimuth	Height	Comment	AF	CL	PA
	(Hz)	(dBuV/m)	(dBuV/m)	(dB)	(dBuV)	(m)		(°)	(m)		(dB)	(dB)	(dB)
PK	5.14316G	64.46	74.00	-9.54	58.32	3	Vertical	21	1.77	-	32.71	6.37	32.94
AV	5.14988G	50.83	54.00	-3.17	44.70	3	Vertical	21	1.77	-	32.70	6.37	32.94
PK	5.20308G	112.56	Inf	-Inf	106.39	3	Vertical	21	1.77	-	32.71	6.40	32.94
AV	5.2014G	101.95	Inf	-Inf	95.79	3	Vertical	21	1.77	-	32.70	6.40	32.94

802.11a_Nss1,(6Mbps)_1TX

5200MHz_TnomVnom

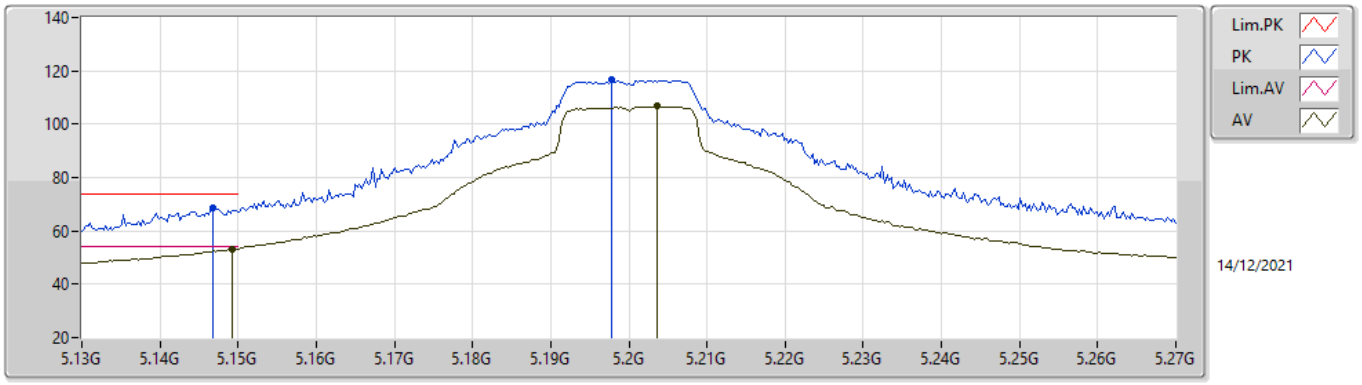

EUT X_1TX
SET 88
90/70/80/85/87/88
-1.97/6.72/5.65/3.13/1.70/0.65

Type	Freq	Level	Limit	Margin	Raw	Dist	Condition	Azimuth	Height	Comment	AF	CL	PA
	(Hz)	(dBuV/m)	(dBuV/m)	(dB)	(dBuV)	(m)		(°)	(m)		(dB)	(dB)	(dB)
PK	5.1468G	68.47	74.00	-5.53	62.33	3	Horizontal	75	1.89	-	32.71	6.37	32.94
AV	5.14932G	53.35	54.00	-0.65	47.22	3	Horizontal	75	1.89	-	32.70	6.37	32.94
PK	5.19776G	116.70	Inf	-Inf	110.54	3	Horizontal	75	1.89	-	32.70	6.40	32.94
AV	5.20364G	106.71	Inf	-Inf	100.54	3	Horizontal	75	1.89	-	32.71	6.40	32.94

802.11a_Nss1,(6Mbps)_1TX

5200MHz_TnomVnom

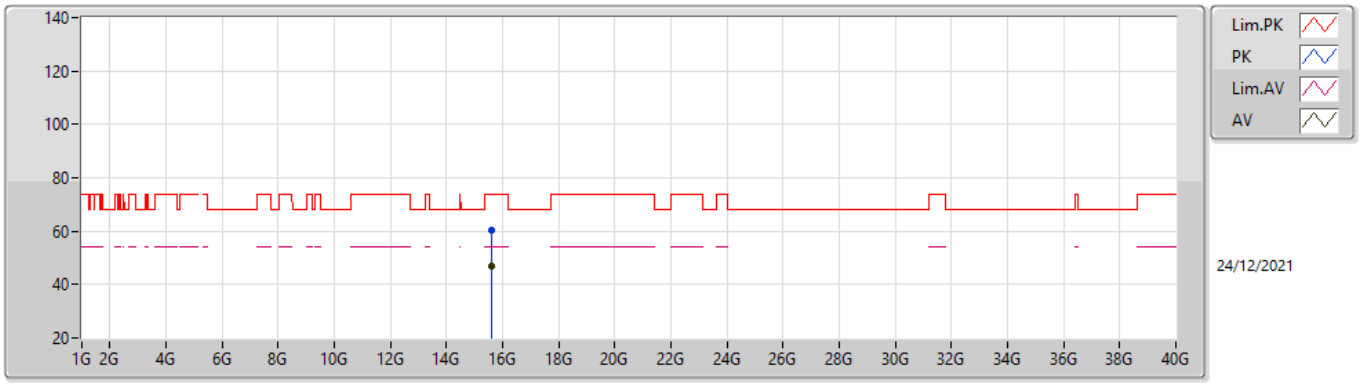

EUT X_1TX
SET 88
88
7.06

Type	Freq	Level	Limit	Margin	Raw	Dist	Condition	Azimuth	Height	Comment	AF	CL	PA
	(Hz)	(dBuV/m)	(dBuV/m)	(dB)	(dBuV)	(m)		(°)	(m)		(dB)	(dB)	(dB)
PK	15.59585G	60.14	74.00	-13.86	44.74	3	Vertical	220	1.54	-	37.82	10.38	32.80
AV	15.5997G	46.94	54.00	-7.06	31.56	3	Vertical	220	1.54	-	37.80	10.38	32.80

802.11a_Nss1,(6Mbps)_1TX

5200MHz_TnomVnom

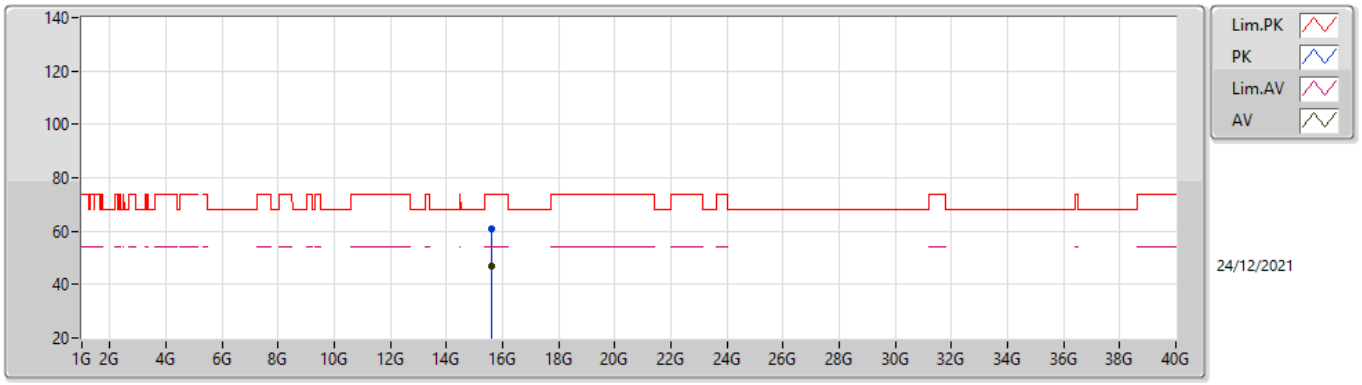

EUT X_1TX
SET 88
88
7.05

Type	Freq	Level	Limit	Margin	Raw	Dist	Condition	Azimuth	Height	Comment	AF	CL	PA
	(Hz)	(dBuV/m)	(dBuV/m)	(dB)	(dBuV)	(m)		(°)	(m)		(dB)	(dB)	(dB)
PK	15.60482G	61.02	74.00	-12.98	45.64	3	Horizontal	56	1.80	-	37.80	10.38	32.80
AV	15.59563G	46.95	54.00	-7.05	31.55	3	Horizontal	56	1.80	-	37.82	10.38	32.80

802.11a_Nss1,(6Mbps)_1TX

5240MHz_TnomVnom

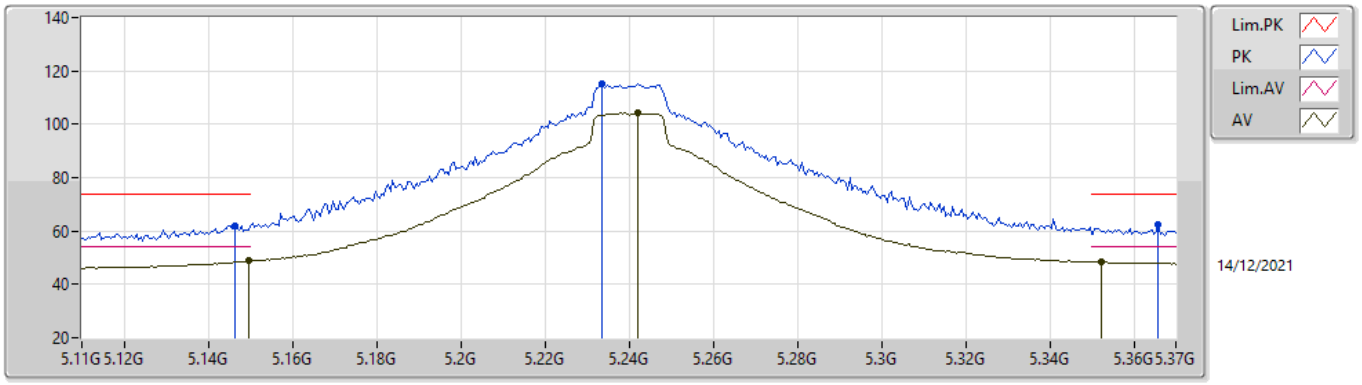

EUT X_1TX
SET 102
80/100/102
6.55/5.39/5.15

Type	Freq	Level	Limit	Margin	Raw	Dist	Condition	Azimuth	Height	Comment	AF	CL	PA
	(Hz)	(dBuV/m)	(dBuV/m)	(dB)	(dBuV)	(m)		(°)	(m)		(dB)	(dB)	(dB)
PK	5.1464G	61.96	74.00	-12.04	55.82	3	Vertical	20	1.88	-	32.71	6.37	32.94
AV	5.14952G	48.85	54.00	-5.15	42.72	3	Vertical	20	1.88	-	32.70	6.37	32.94
PK	5.23376G	115.13	Inf	-Inf	108.89	3	Vertical	20	1.88	-	32.77	6.40	32.93
AV	5.24208G	104.34	Inf	-Inf	98.09	3	Vertical	20	1.88	-	32.78	6.40	32.93
PK	5.36584G	62.33	74.00	-11.67	55.79	3	Vertical	20	1.88	-	33.06	6.40	32.92
AV	5.35232G	48.68	54.00	-5.32	42.19	3	Vertical	20	1.88	-	33.01	6.40	32.92

802.11a_Nss1,(6Mbps)_1TX

5240MHz_TnomVnom

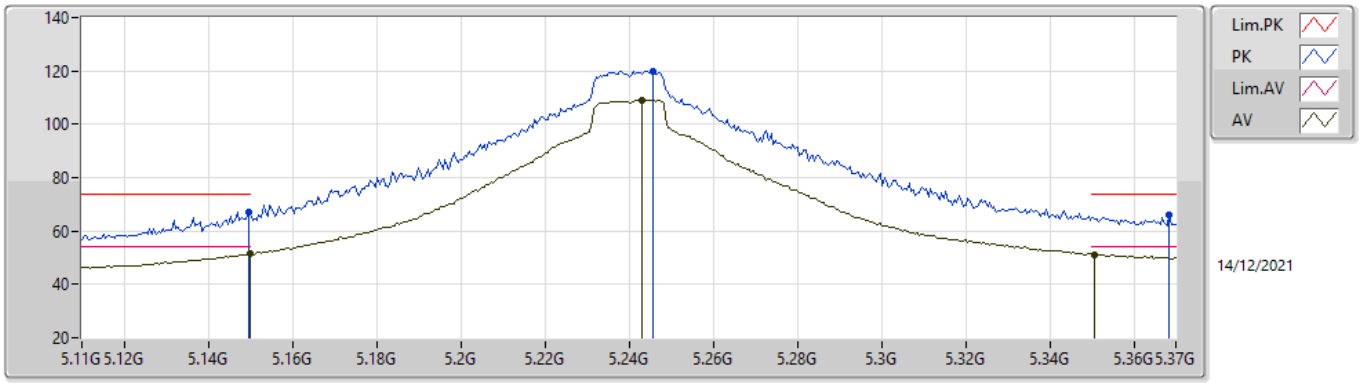

EUT X_1TX
SET 102
102
2.48

Type	Freq	Level	Limit	Margin	Raw	Dist	Condition	Azimuth	Height	Comment	AF	CL	PA
	(Hz)	(dBuV/m)	(dBuV/m)	(dB)	(dBuV)	(m)		(°)	(m)		(dB)	(dB)	(dB)
PK	5.14952G	67.27	74.00	-6.73	61.14	3	Horizontal	282	1.80	-	32.70	6.37	32.94
AV	5.15G	51.52	54.00	-2.48	45.39	3	Horizontal	282	1.80	-	32.70	6.37	32.94
PK	5.24572G	119.92	Inf	-Inf	113.66	3	Horizontal	282	1.80	-	32.79	6.40	32.93
AV	5.24312G	109.06	Inf	-Inf	102.80	3	Horizontal	282	1.80	-	32.79	6.40	32.93
PK	5.36844G	66.02	74.00	-7.98	59.47	3	Horizontal	282	1.80	-	33.07	6.40	32.92
AV	5.35076G	51.16	54.00	-2.84	44.68	3	Horizontal	282	1.80	-	33.00	6.40	32.92

802.11a_Nss1,(6Mbps)_1TX

5240MHz_TnomVnom

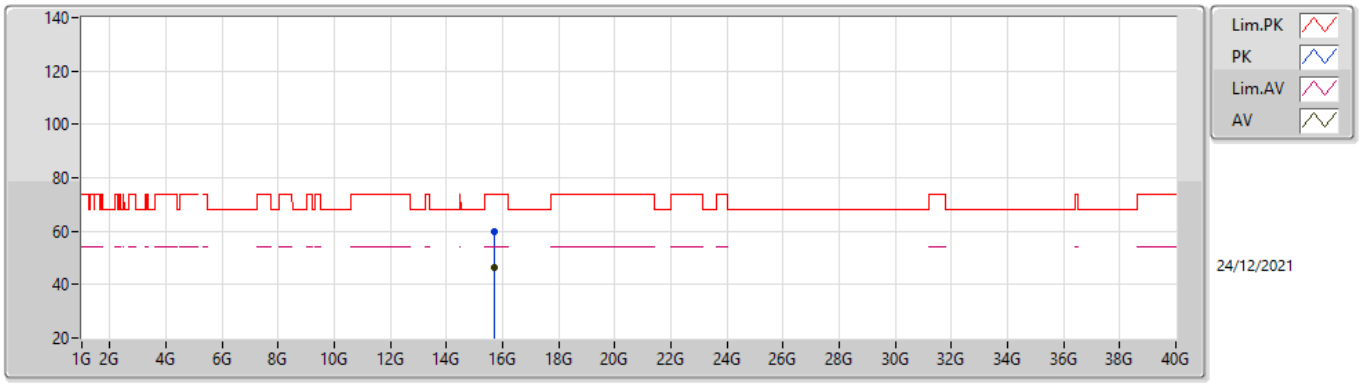

EUT X_1TX
SET 102
102
7.49

Type	Freq	Level	Limit	Margin	Raw	Dist	Condition	Azimuth	Height	Comment	AF	CL	PA
	(Hz)	(dBuV/m)	(dBuV/m)	(dB)	(dBuV)	(m)		(°)	(m)		(dB)	(dB)	(dB)
PK	15.7247G	59.76	74.00	-14.24	44.27	3	Vertical	4	1.80	-	37.85	10.42	32.78
AV	15.71813G	46.51	54.00	-7.49	31.07	3	Vertical	4	1.80	-	37.81	10.42	32.79

802.11a_Nss1,(6Mbps)_1TX

5240MHz_TnomVnom

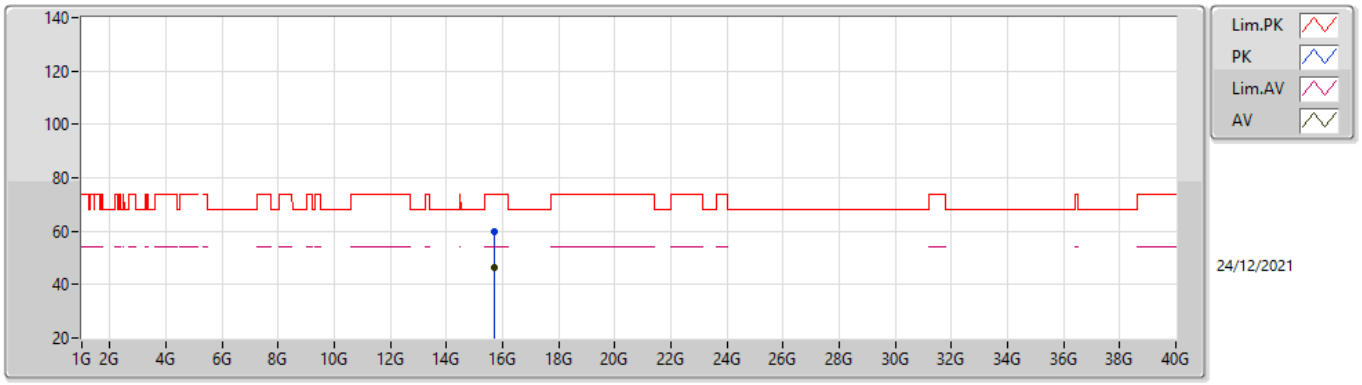

EUT X_1TX
SET 102
102
7.51

Type	Freq	Level	Limit	Margin	Raw	Dist	Condition	Azimuth	Height	Comment	AF	CL	PA
	(Hz)	(dBuV/m)	(dBuV/m)	(dB)	(dBuV)	(m)		(°)	(m)		(dB)	(dB)	(dB)
PK	15.71984G	59.78	74.00	-14.22	44.32	3	Horizontal	326	2.68	-	37.82	10.42	32.78
AV	15.715G	46.49	54.00	-7.51	31.08	3	Horizontal	326	2.68	-	37.79	10.41	32.79

802.11a_Nss1,(6Mbps)_1TX

5745MHz_TnomVnom

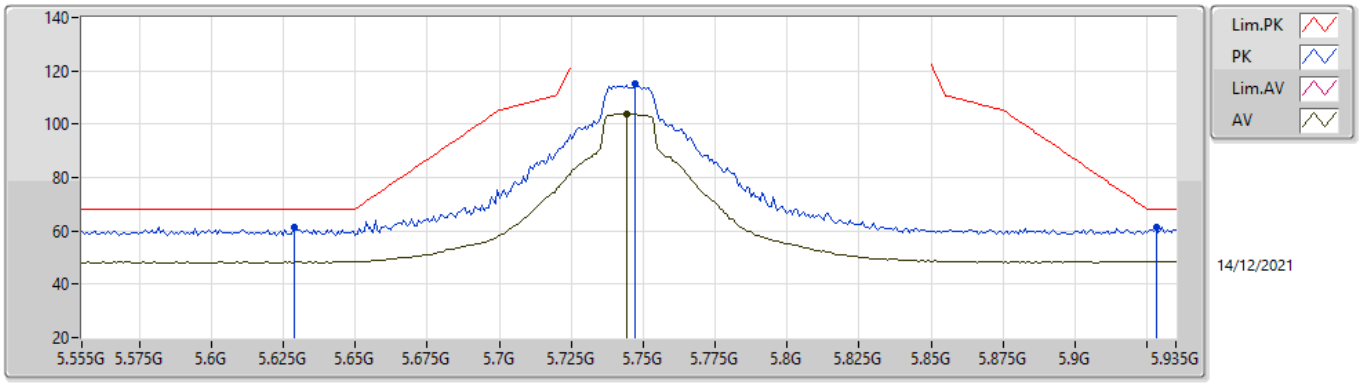

EUT X_1TX
SET 98
80/100/90/95/97/98
7.27/-4.39/7.10/7.07/6.53/6.73

Type	Freq	Level	Limit	Margin	Raw	Dist	Condition	Azimuth	Height	Comment	AF	CL	PA
	(Hz)	(dBuV/m)	(dBuV/m)	(dB)	(dBuV)	(m)		(°)	(m)		(dB)	(dB)	(dB)
PK	5.62872G	61.38	68.20	-6.82	53.72	3	Vertical	23	1.96	-	33.97	6.60	32.91
PK	5.74728G	114.95	Inf	-Inf	106.89	3	Vertical	23	1.96	-	34.38	6.60	32.92
AV	5.74424G	103.81	Inf	-Inf	95.78	3	Vertical	23	1.96	-	34.35	6.60	32.92
PK	5.92816G	61.47	68.20	-6.73	52.80	3	Vertical	23	1.96	-	35.01	6.60	32.94

802.11a_Nss1,(6Mbps)_1TX

5745MHz_TnomVnom

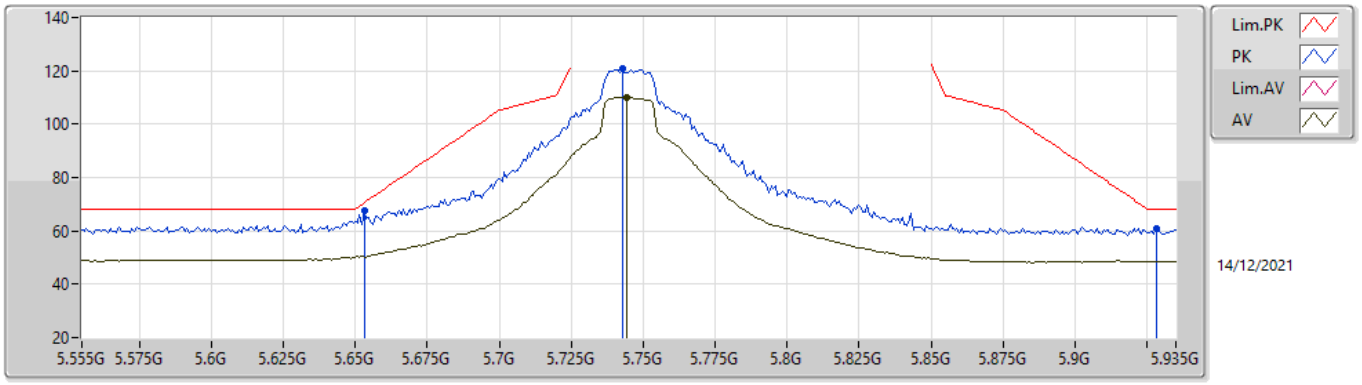

EUT X_1TX
SET 98
98
2.90

Type	Freq	Level	Limit	Margin	Raw	Dist	Condition	Azimuth	Height	Comment	AF	CL	PA
	(Hz)	(dBuV/m)	(dBuV/m)	(dB)	(dBuV)	(m)		(°)	(m)		(dB)	(dB)	(dB)
PK	5.65304G	67.55	70.45	-2.90	59.78	3	Horizontal	308	1.85	-	34.09	6.60	32.92
PK	5.74272G	120.84	Inf	-Inf	112.82	3	Horizontal	308	1.85	-	34.34	6.60	32.92
AV	5.74424G	110.04	Inf	-Inf	102.01	3	Horizontal	308	1.85	-	34.35	6.60	32.92
PK	5.92816G	60.61	68.20	-7.59	51.94	3	Horizontal	308	1.85	-	35.01	6.60	32.94

802.11a_Nss1,(6Mbps)_1TX

5745MHz_TnomVnom

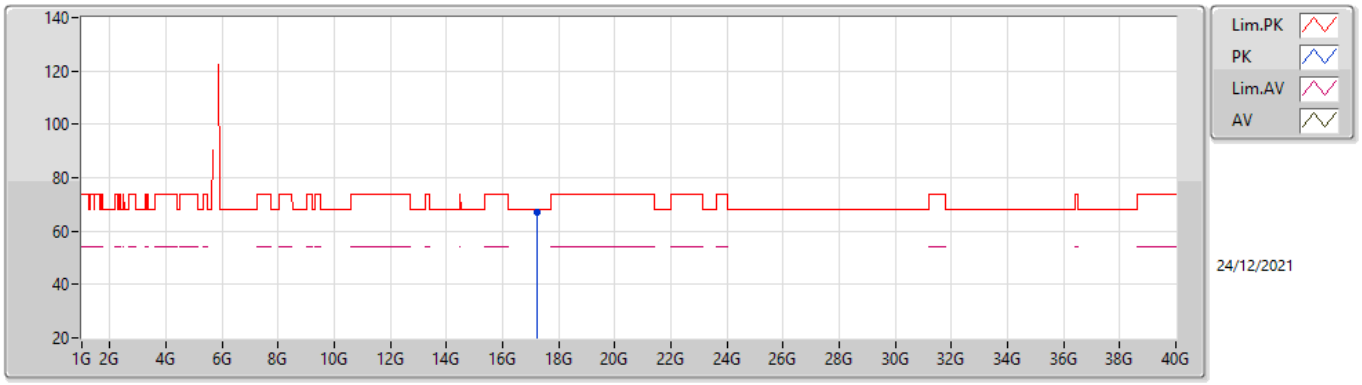

EUT X_1TX
SET 98
98
1.19

Type	Freq	Level	Limit	Margin	Raw	Dist	Condition	Azimuth	Height	Comment	AF	CL	PA
	(Hz)	(dBuV/m)	(dBuV/m)	(dB)	(dBuV)	(m)		(°)	(m)		(dB)	(dB)	(dB)
PK	17.23063G	67.01	68.20	-1.19	46.40	3	Vertical	360	2.51	-	41.75	10.87	32.01

802.11a_Nss1,(6Mbps)_1TX

5745MHz_TnomVnom

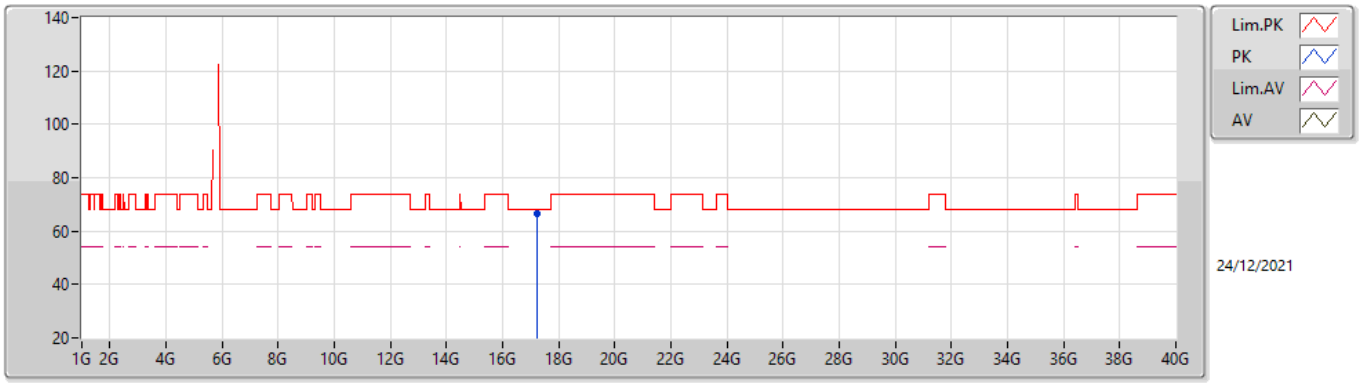

EUT X_1TX
SET 98
98
1.64

Type	Freq	Level	Limit	Margin	Raw	Dist	Condition	Azimuth	Height	Comment	AF	CL	PA
	(Hz)	(dBuV/m)	(dBuV/m)	(dB)	(dBuV)	(m)		(°)	(m)		(dB)	(dB)	(dB)
PK	17.23864G	66.56	68.20	-1.64	45.91	3	Horizontal	73	1.80	-	41.79	10.87	32.01

802.11a_Nss1,(6Mbps)_1TX

5785MHz_TnomVnom

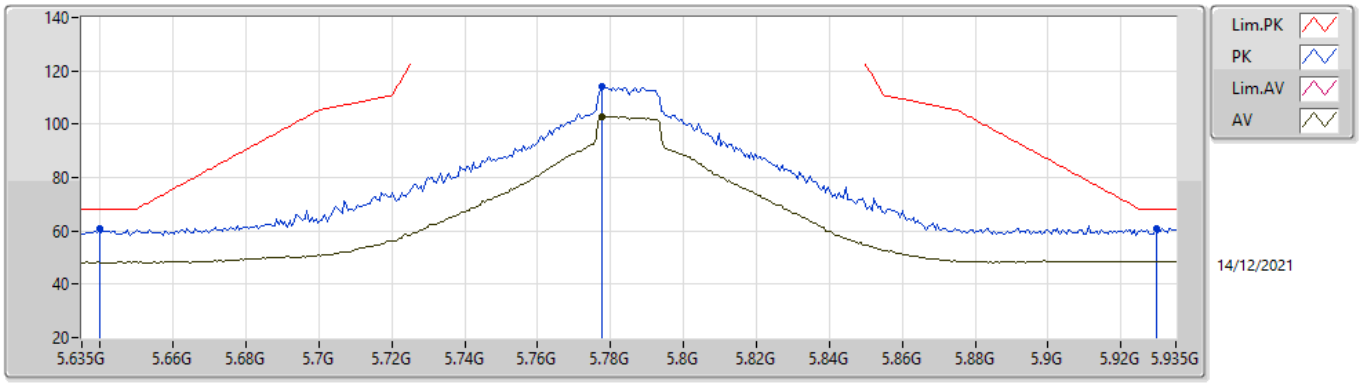

EUT X_1TX
SET 102
80/100/102
7.59/7.33/7.08

Type	Freq	Level	Limit	Margin	Raw	Dist	Condition	Azimuth	Height	Comment	AF	CL	PA
	(Hz)	(dBuV/m)	(dBuV/m)	(dB)	(dBuV)	(m)		(°)	(m)		(dB)	(dB)	(dB)
PK	5.6398G	60.64	68.20	-7.56	52.91	3	Vertical	41	1.80	-	34.04	6.60	32.91
PK	5.7778G	114.24	Inf	-Inf	106.17	3	Vertical	41	1.80	-	34.40	6.60	32.93
AV	5.7778G	102.99	Inf	-Inf	94.92	3	Vertical	41	1.80	-	34.40	6.60	32.93
PK	5.9296G	61.12	68.20	-7.08	52.44	3	Vertical	41	1.80	-	35.02	6.60	32.94

802.11a_Nss1,(6Mbps)_1TX

5785MHz_TnomVnom

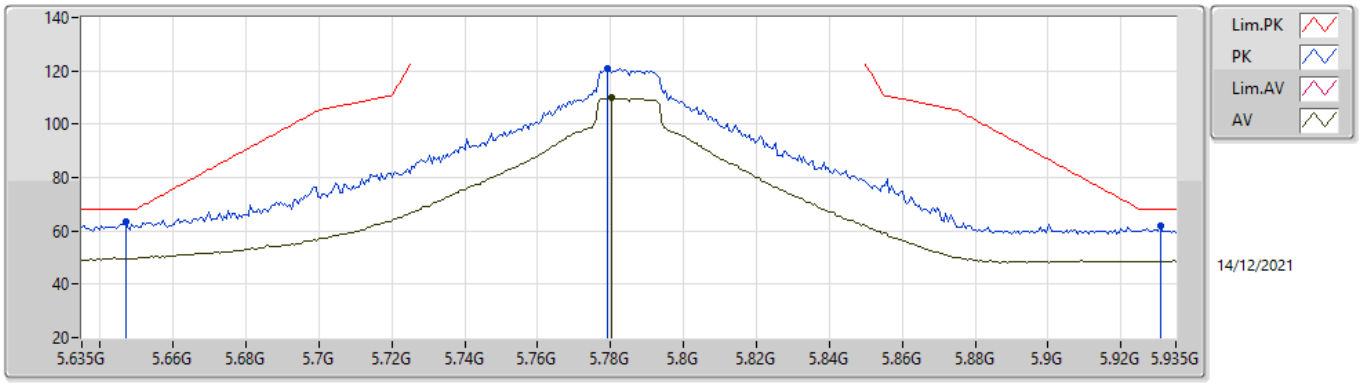

EUT X_1TX
SET 102
102
4.64

Type	Freq	Level	Limit	Margin	Raw	Dist	Condition	Azimuth	Height	Comment	AF	CL	PA
	(Hz)	(dBuV/m)	(dBuV/m)	(dB)	(dBuV)	(m)		(°)	(m)		(dB)	(dB)	(dB)
PK	5.647G	63.56	68.20	-4.64	55.79	3	Horizontal	311	1.80	-	34.08	6.60	32.91
PK	5.779G	120.81	Inf	-Inf	112.74	3	Horizontal	311	1.80	-	34.40	6.60	32.93
AV	5.7802G	109.98	Inf	-Inf	101.91	3	Horizontal	311	1.80	-	34.40	6.60	32.93
PK	5.9308G	61.73	68.20	-6.47	53.05	3	Horizontal	311	1.80	-	35.02	6.60	32.94

802.11a_Nss1,(6Mbps)_1TX

5785MHz_TnomVnom

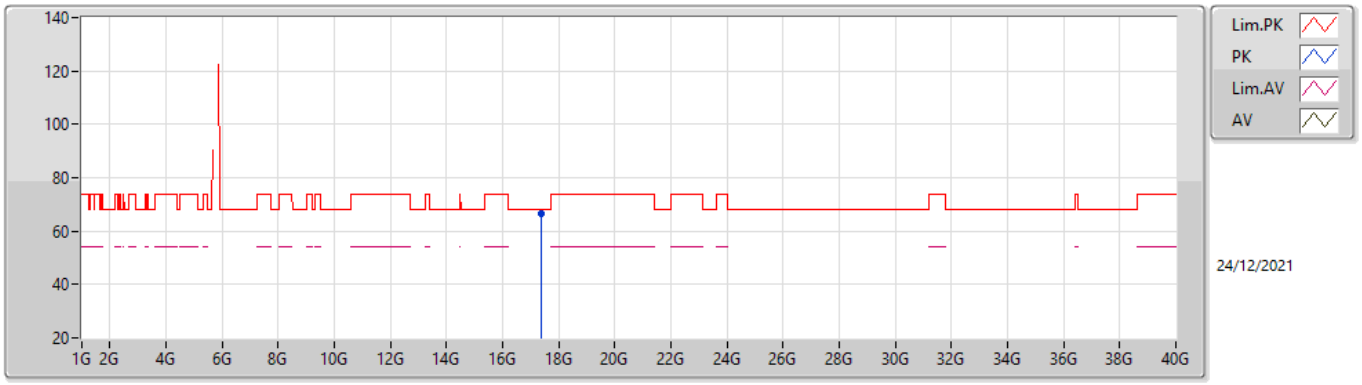

EUT X_1TX
SET 102
102
1.42

Type	Freq	Level	Limit	Margin	Raw	Dist	Condition	Azimuth	Height	Comment	AF	CL	PA
	(Hz)	(dBuV/m)	(dBuV/m)	(dB)	(dBuV)	(m)		(°)	(m)		(dB)	(dB)	(dB)
PK	17.3564G	66.78	68.20	-1.42	45.65	3	Vertical	336	1.78	-	42.16	10.91	31.94

802.11a_Nss1,(6Mbps)_1TX

5785MHz_TnomVnom

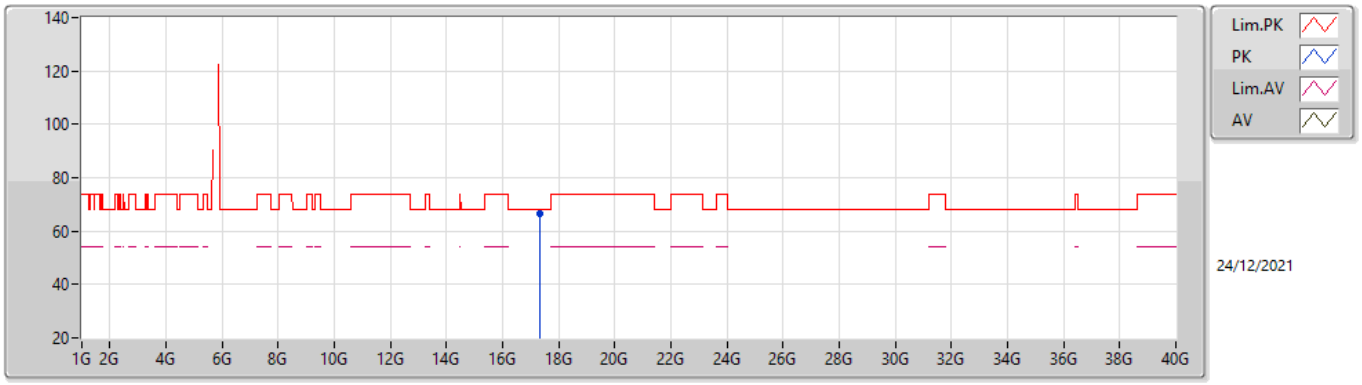

EUT X_1TX
SET 102
102
1.77

Type	Freq	Level	Limit	Margin	Raw	Dist	Condition	Azimuth	Height	Comment	AF	CL	PA
	(Hz)	(dBuV/m)	(dBuV/m)	(dB)	(dBuV)	(m)		(°)	(m)		(dB)	(dB)	(dB)
PK	17.35021G	66.43	68.20	-1.77	45.32	3	Horizontal	72	1.77	-	42.15	10.91	31.95

802.11a_Nss1,(6Mbps)_1TX

5825MHz_TnomVnom

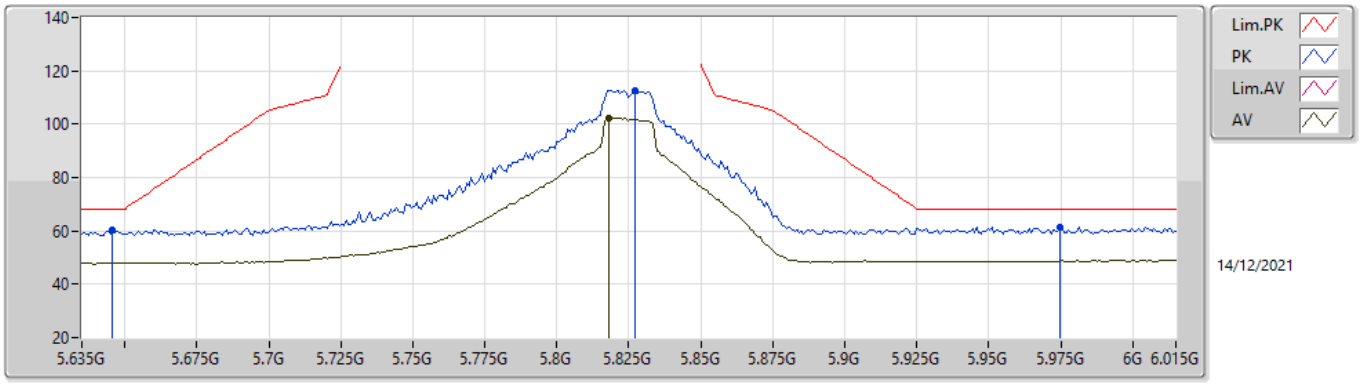

EUT X_1TX
SET 102
80/100/102
6.47/7.29/6.74

Type	Freq	Level	Limit	Margin	Raw	Dist	Condition	Azimuth	Height	Comment	AF	CL	PA
	(Hz)	(dBuV/m)	(dBuV/m)	(dB)	(dBuV)	(m)		(°)	(m)		(dB)	(dB)	(dB)
PK	5.64564G	60.13	68.20	-8.07	52.37	3	Vertical	42	2.05	-	34.07	6.60	32.91
PK	5.82728G	112.81	Inf	-Inf	104.52	3	Vertical	42	2.05	-	34.62	6.60	32.93
AV	5.81816G	102.40	Inf	-Inf	94.18	3	Vertical	42	2.05	-	34.55	6.60	32.93
PK	5.97472G	61.46	68.20	-6.74	52.61	3	Vertical	42	2.05	-	35.20	6.60	32.95

802.11a_Nss1,(6Mbps)_1TX

5825MHz_TnomVnom

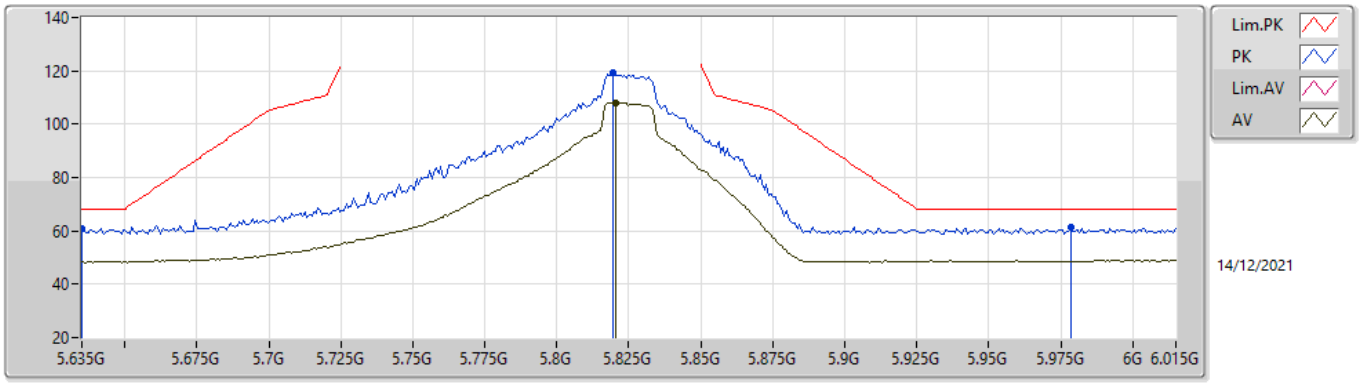

EUT X_1TX
SET 102
102
6.65

Type	Freq	Level	Limit	Margin	Raw	Dist	Condition	Azimuth	Height	Comment	AF	CL	PA
	(Hz)	(dBuV/m)	(dBuV/m)	(dB)	(dBuV)	(m)		(°)	(m)		(dB)	(dB)	(dB)
PK	5.635G	60.96	68.20	-7.24	53.26	3	Horizontal	312	1.80	-	34.01	6.60	32.91
PK	5.81968G	119.45	Inf	-Inf	111.22	3	Horizontal	312	1.80	-	34.56	6.60	32.93
AV	5.82044G	108.13	Inf	-Inf	99.90	3	Horizontal	312	1.80	-	34.56	6.60	32.93
PK	5.97852G	61.55	68.20	-6.65	52.69	3	Horizontal	312	1.80	-	35.21	6.60	32.95

802.11a_Nss1,(6Mbps)_1TX

5825MHz_TnomVnom

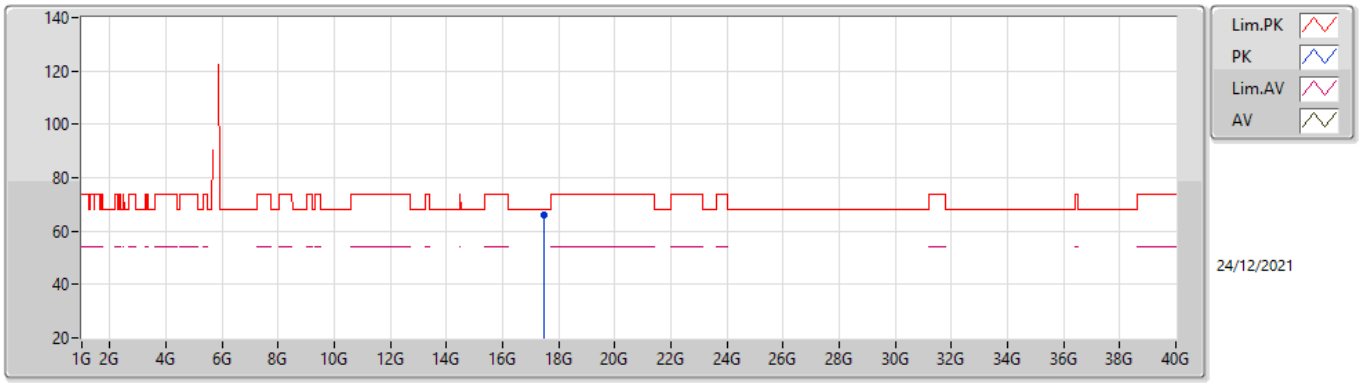

EUT X_1TX
SET 102
102
2.09

Type	Freq	Level	Limit	Margin	Raw	Dist	Condition	Azimuth	Height	Comment	AF	CL	PA
	(Hz)	(dBuV/m)	(dBuV/m)	(dB)	(dBuV)	(m)		(°)	(m)		(dB)	(dB)	(dB)
PK	17.47223G	66.11	68.20	-2.09	44.78	3	Vertical	334	1.78	-	42.27	10.94	31.88

802.11a_Nss1,(6Mbps)_1TX

5825MHz_TnomVnom

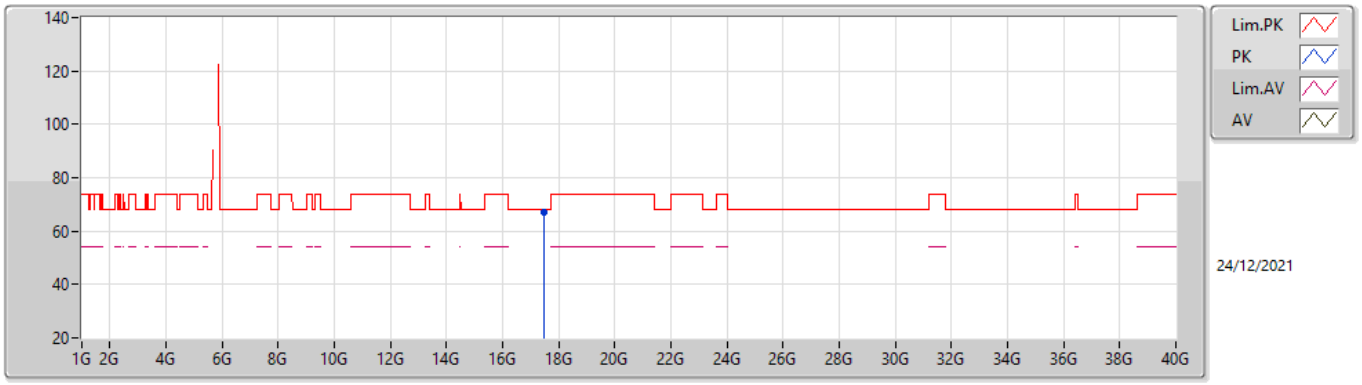

EUT X_1TX
SET 102
102
1.37

Type	Freq	Level	Limit	Margin	Raw	Dist	Condition	Azimuth	Height	Comment	AF	CL	PA
	(Hz)	(dBuV/m)	(dBuV/m)	(dB)	(dBuV)	(m)		(°)	(m)		(dB)	(dB)	(dB)
PK	17.47094G	66.83	68.20	-1.37	45.51	3	Horizontal	47	2.56	-	42.27	10.94	31.89

802.11ax HEW20_Nss1,(MCS0)_1TX

5180MHz_TnomVnom

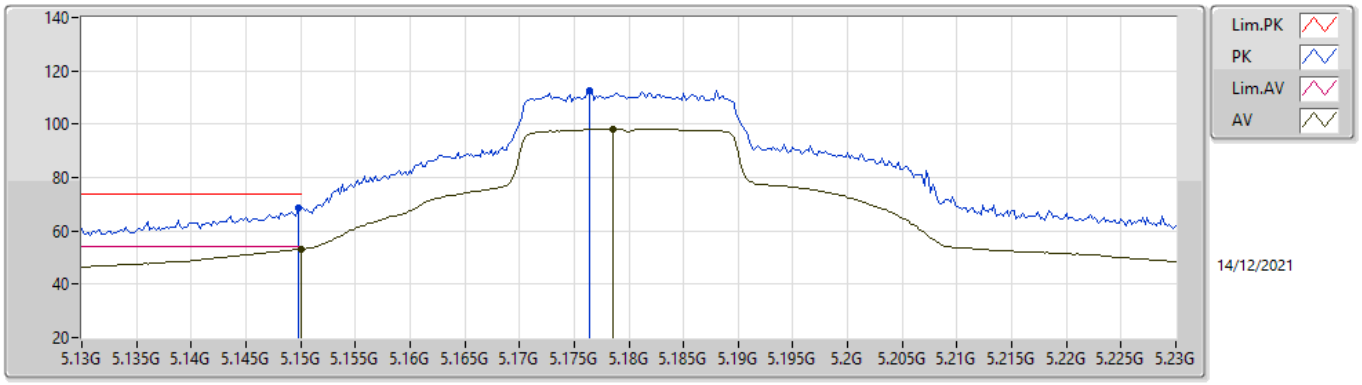

EUT X_1TX
SET 87
80/100/90/85/87/88/87
7.17/-21.54/-5.56/3.51/0.79/-0.79/0.76

Type	Freq	Level	Limit	Margin	Raw	Dist	Condition	Azimuth	Height	Comment	AF	CL	PA
	(Hz)	(dBuV/m)	(dBuV/m)	(dB)	(dBuV)	(m)		(°)	(m)		(dB)	(dB)	(dB)
PK	5.1498G	68.43	74.00	-5.57	62.30	3	Vertical	19	1.88	-	32.70	6.37	32.94
AV	5.15G	53.24	54.00	-0.76	47.11	3	Vertical	19	1.88	-	32.70	6.37	32.94
PK	5.1764G	112.47	Inf	-Inf	106.32	3	Vertical	19	1.88	-	32.70	6.39	32.94
AV	5.1786G	98.30	Inf	-Inf	92.15	3	Vertical	19	1.88	-	32.70	6.39	32.94

802.11ax HEW20_Nss1,(MCS0)_1TX

5180MHz_TnomVnom

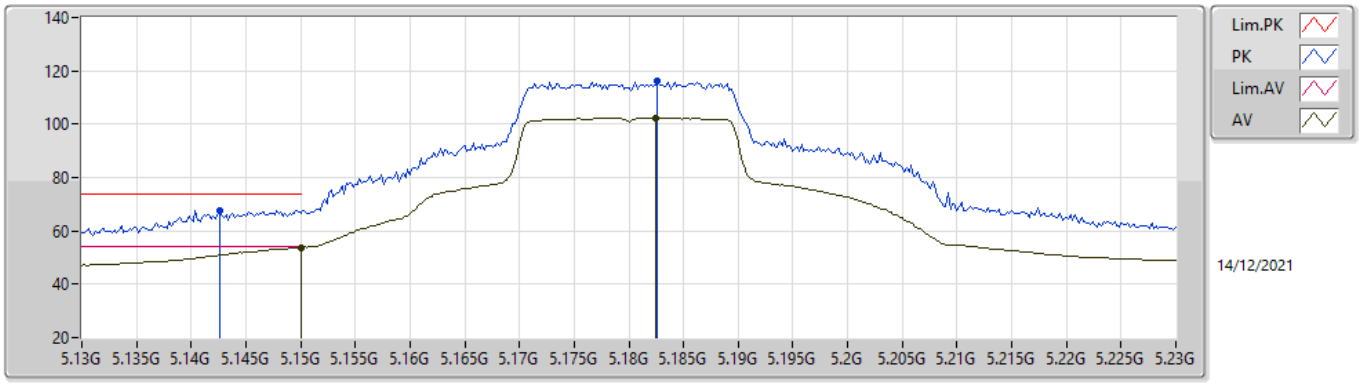

EUT X_1TX
SET 83
87/67/77/82/84/83
-5.11/6.78/5.79/1.99/-1.57/0.28

Type	Freq	Level	Limit	Margin	Raw	Dist	Condition	Azimuth	Height	Comment	AF	CL	PA
	(Hz)	(dBuV/m)	(dBuV/m)	(dB)	(dBuV)	(m)		(°)	(m)		(dB)	(dB)	(dB)
PK	5.1426G	67.75	74.00	-6.25	61.61	3	Horizontal	75	1.98	-	32.71	6.37	32.94
AV	5.15G	53.72	54.00	-0.28	47.59	3	Horizontal	75	1.98	-	32.70	6.37	32.94
PK	5.1826G	116.24	Inf	-Inf	110.09	3	Horizontal	75	1.98	-	32.70	6.39	32.94
AV	5.1824G	102.27	Inf	-Inf	96.12	3	Horizontal	75	1.98	-	32.70	6.39	32.94

802.11ax HEW20_Nss1,(MCS0)_1TX

5180MHz_TnomVnom

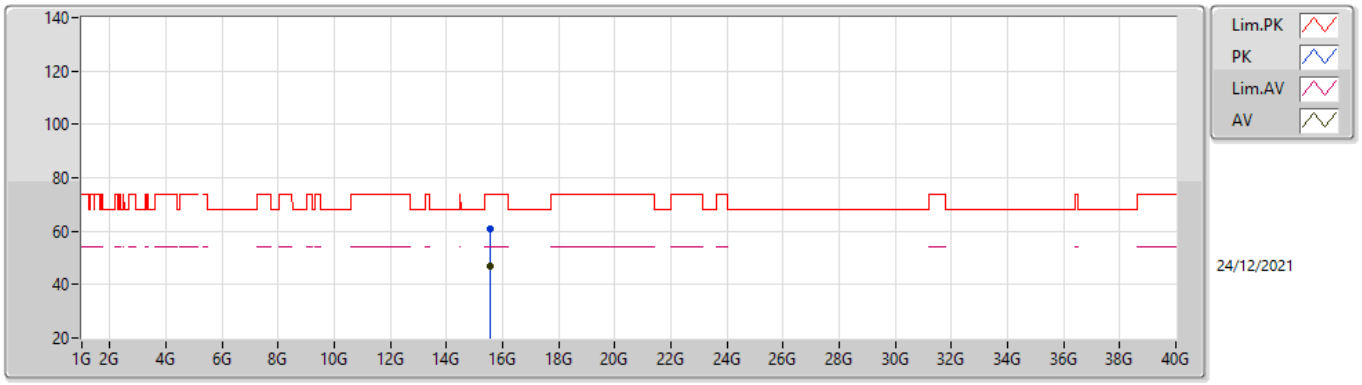

EUT X_1TX
SET 83
83
7.25

Type	Freq	Level	Limit	Margin	Raw	Dist	Condition	Azimuth	Height	Comment	AF	CL	PA
	(Hz)	(dBuV/m)	(dBuV/m)	(dB)	(dBuV)	(m)		(°)	(m)		(dB)	(dB)	(dB)
PK	15.53989G	60.93	74.00	-13.07	45.34	3	Vertical	66	1.80	-	38.04	10.36	32.81
AV	15.53827G	46.75	54.00	-7.25	31.15	3	Vertical	66	1.80	-	38.05	10.36	32.81

802.11ax HEW20_Nss1,(MCS0)_1TX

5180MHz_TnomVnom

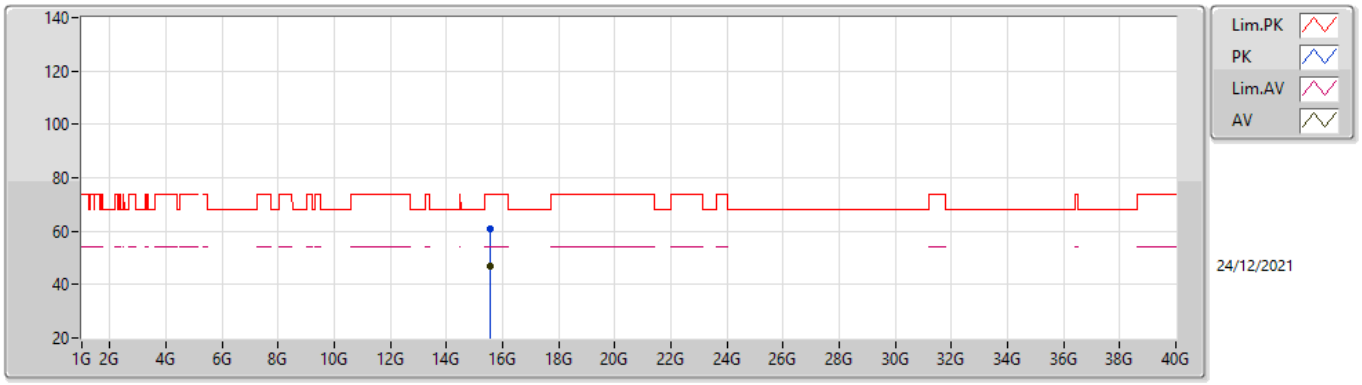

EUT X_1TX
SET 83
83
7.32

Type	Freq	Level	Limit	Margin	Raw	Dist	Condition	Azimuth	Height	Comment	AF	CL	PA
	(Hz)	(dBuV/m)	(dBuV/m)	(dB)	(dBuV)	(m)		(°)	(m)		(dB)	(dB)	(dB)
PK	15.53988G	60.84	74.00	-13.16	45.25	3	Horizontal	255	2.02	-	38.04	10.36	32.81
AV	15.5356G	46.68	54.00	-7.32	31.07	3	Horizontal	255	2.02	-	38.06	10.36	32.81

802.11ax HEW20_Nss1,(MCS0)_1TX

5200MHz_TnomVnom

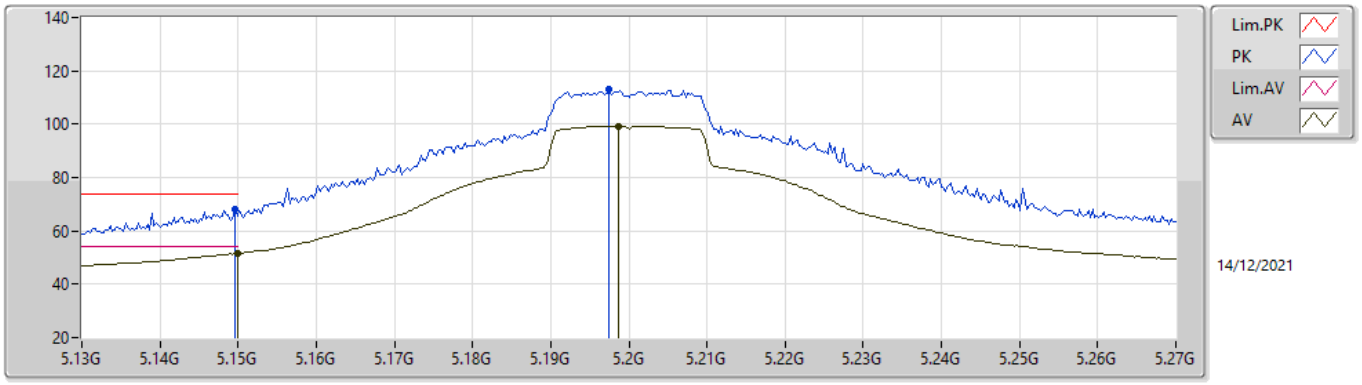

EUT X_1TX
SET 90
80/100/90/95/93/92/90
7.66/-8.99/2.42/-8.93/-8.88/-2.65/2.42

Type	Freq	Level	Limit	Margin	Raw	Dist	Condition	Azimuth	Height	Comment	AF	CL	PA
	(Hz)	(dBuV/m)	(dBuV/m)	(dB)	(dBuV)	(m)		(°)	(m)		(dB)	(dB)	(dB)
PK	5.1496G	68.21	74.00	-5.79	62.08	3	Vertical	22	1.80	-	32.70	6.37	32.94
AV	5.14988G	51.58	54.00	-2.42	45.45	3	Vertical	22	1.80	-	32.70	6.37	32.94
PK	5.19748G	112.97	Inf	-Inf	106.81	3	Vertical	22	1.80	-	32.70	6.40	32.94
AV	5.1986G	99.37	Inf	-Inf	93.21	3	Vertical	22	1.80	-	32.70	6.40	32.94

802.11ax HEW20_Nss1,(MCS0)_1TX

5200MHz_TnomVnom

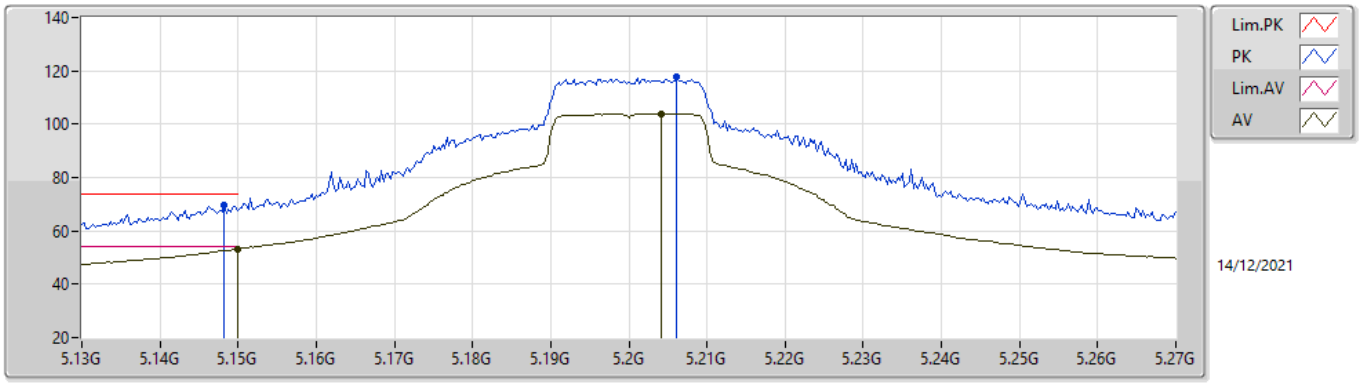

EUT X_1TX
SET 86
90/70/80/85/87/86
-3.79/7.25/5.21/1.92/-0.09/0.77

Type	Freq	Level	Limit	Margin	Raw	Dist	Condition	Azimuth	Height	Comment	AF	CL	PA
	(Hz)	(dBuV/m)	(dBuV/m)	(dB)	(dBuV)	(m)		(°)	(m)		(dB)	(dB)	(dB)
PK	5.1482G	69.82	74.00	-4.18	63.69	3	Horizontal	74	1.90	-	32.70	6.37	32.94
AV	5.14988G	53.23	54.00	-0.77	47.10	3	Horizontal	74	1.90	-	32.70	6.37	32.94
PK	5.20616G	117.52	Inf	-Inf	111.35	3	Horizontal	74	1.90	-	32.71	6.40	32.94
AV	5.2042G	103.86	Inf	-Inf	97.69	3	Horizontal	74	1.90	-	32.71	6.40	32.94

802.11ax HEW20_Nss1,(MCS0)_1TX

5200MHz_TnomVnom

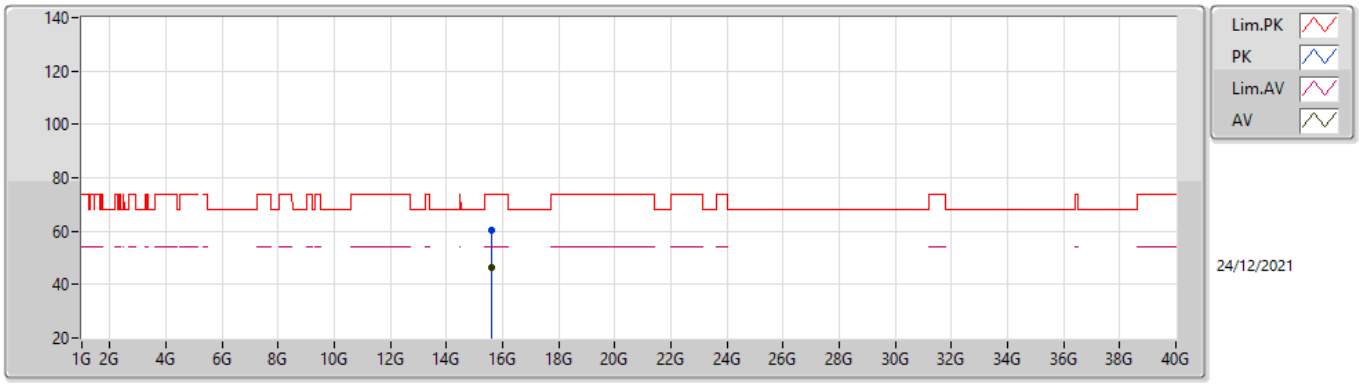

EUT X_1TX
SET 86
86
7.65

Type	Freq	Level	Limit	Margin	Raw	Dist	Condition	Azimuth	Height	Comment	AF	CL	PA
	(Hz)	(dBuV/m)	(dBuV/m)	(dB)	(dBuV)	(m)		(°)	(m)		(dB)	(dB)	(dB)
PK	15.60098G	60.09	74.00	-13.91	44.71	3	Vertical	249	1.15	-	37.80	10.38	32.80
AV	15.59802G	46.35	54.00	-7.65	30.96	3	Vertical	249	1.15	-	37.81	10.38	32.80

802.11ax HEW20_Nss1,(MCS0)_1TX

5200MHz_TnomVnom

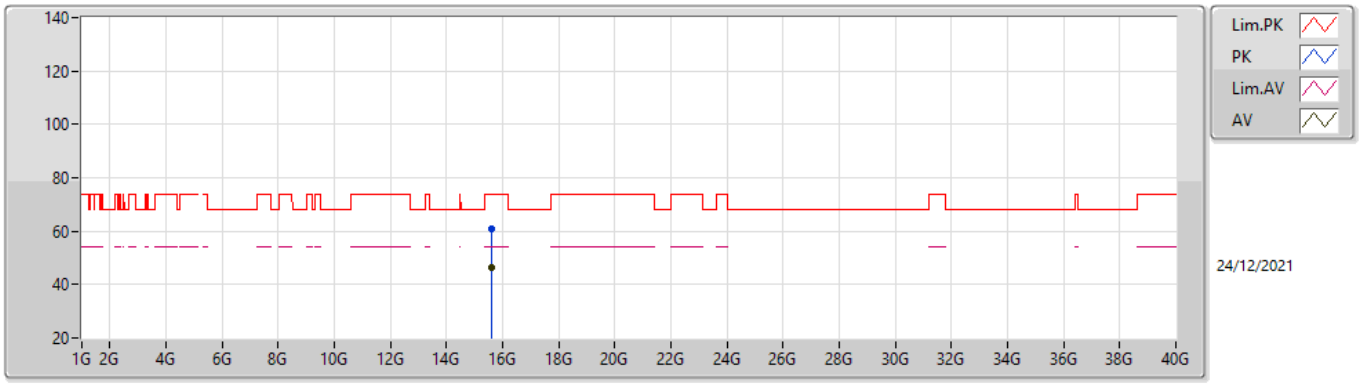

EUT X_1TX
SET 86
86
7.67

Type	Freq	Level	Limit	Margin	Raw	Dist	Condition	Azimuth	Height	Comment	AF	CL	PA
	(Hz)	(dBuV/m)	(dBuV/m)	(dB)	(dBuV)	(m)		(°)	(m)		(dB)	(dB)	(dB)
PK	15.60294G	60.88	74.00	-13.12	45.50	3	Horizontal	105	1.80	-	37.80	10.38	32.80
AV	15.59807G	46.33	54.00	-7.67	30.94	3	Horizontal	105	1.80	-	37.81	10.38	32.80

802.11ax HEW20_Nss1,(MCS0)_1TX

5240MHz_TnomVnom

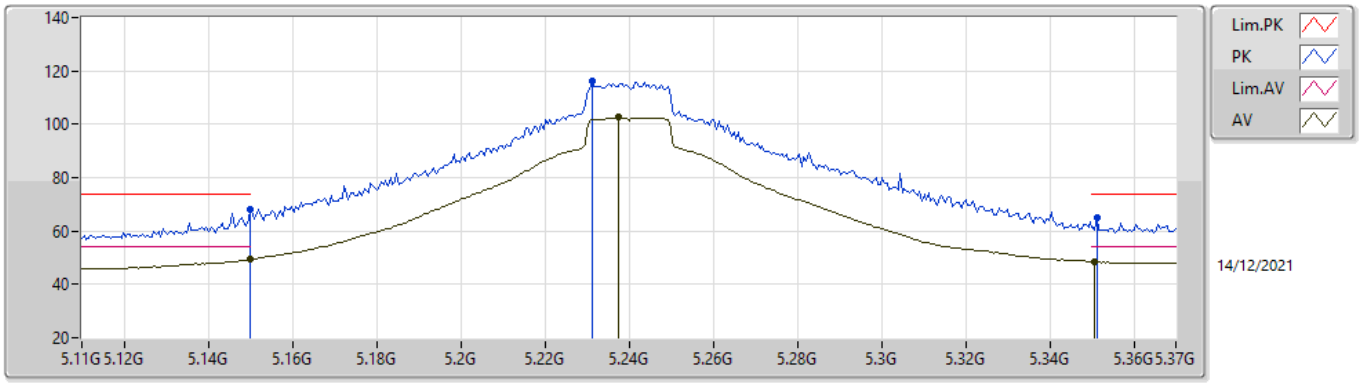

EUT X_1TX
SET 102
80/100/102
7.40/4.69/4.57

Type	Freq	Level	Limit	Margin	Raw	Dist	Condition	Azimuth	Height	Comment	AF	CL	PA
	(Hz)	(dBuV/m)	(dBuV/m)	(dB)	(dBuV)	(m)		(°)	(m)		(dB)	(dB)	(dB)
PK	5.15G	67.87	74.00	-6.13	61.74	3	Vertical	20	1.84	-	32.70	6.37	32.94
AV	5.15G	49.43	54.00	-4.57	43.30	3	Vertical	20	1.84	-	32.70	6.37	32.94
PK	5.23116G	116.04	Inf	-Inf	109.81	3	Vertical	20	1.84	-	32.76	6.40	32.93
AV	5.2374G	102.54	Inf	-Inf	96.30	3	Vertical	20	1.84	-	32.77	6.40	32.93
PK	5.35128G	64.92	74.00	-9.08	58.43	3	Vertical	20	1.84	-	33.01	6.40	32.92
AV	5.35076G	48.47	54.00	-5.53	41.99	3	Vertical	20	1.84	-	33.00	6.40	32.92

802.11ax HEW20_Nss1,(MCS0)_1TX

5240MHz_TnomVnom

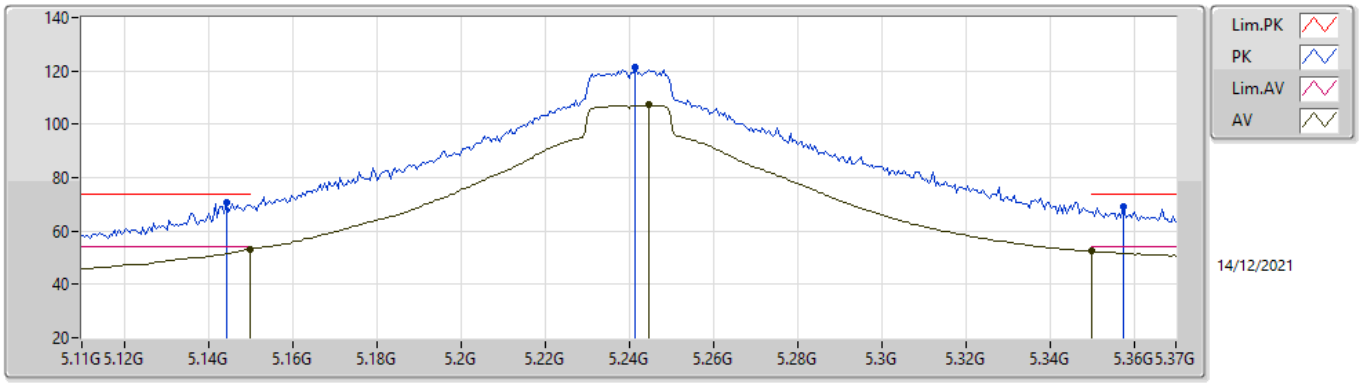

EUT X_1TX
SET 102
102
0.96

Type	Freq	Level	Limit	Margin	Raw	Dist	Condition	Azimuth	Height	Comment	AF	CL	PA
	(Hz)	(dBuV/m)	(dBuV/m)	(dB)	(dBuV)	(m)		(°)	(m)		(dB)	(dB)	(dB)
PK	5.14432G	70.75	74.00	-3.25	64.61	3	Horizontal	282	1.79	-	32.71	6.37	32.94
AV	5.15G	53.04	54.00	-0.96	46.91	3	Horizontal	282	1.79	-	32.70	6.37	32.94
PK	5.24156G	121.33	Inf	-Inf	115.08	3	Horizontal	282	1.79	-	32.78	6.40	32.93
AV	5.24468G	107.26	Inf	-Inf	101.00	3	Horizontal	282	1.79	-	32.79	6.40	32.93
PK	5.35752G	68.88	74.00	-5.12	62.37	3	Horizontal	282	1.79	-	33.03	6.40	32.92
AV	5.35G	52.37	54.00	-1.63	45.89	3	Horizontal	282	1.79	-	33.00	6.40	32.92

802.11ax HEW20_Nss1,(MCS0)_1TX

5240MHz_TnomVnom

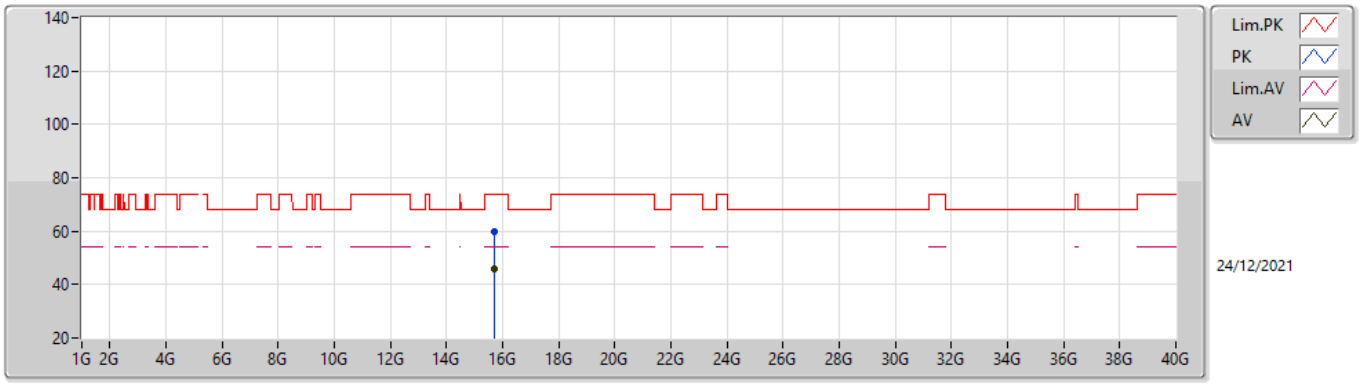

EUT X_1TX
SET 102
102
8.35

Type	Freq	Level	Limit	Margin	Raw	Dist	Condition	Azimuth	Height	Comment	AF	CL	PA
	(Hz)	(dBuV/m)	(dBuV/m)	(dB)	(dBuV)	(m)		(°)	(m)		(dB)	(dB)	(dB)
PK	15.71598G	59.66	74.00	-14.34	44.24	3	Vertical	162	1.80	-	37.80	10.41	32.79
AV	15.715G	45.65	54.00	-8.35	30.24	3	Vertical	162	1.80	-	37.79	10.41	32.79

802.11ax HEW20_Nss1,(MCS0)_1TX

5240MHz_TnomVnom

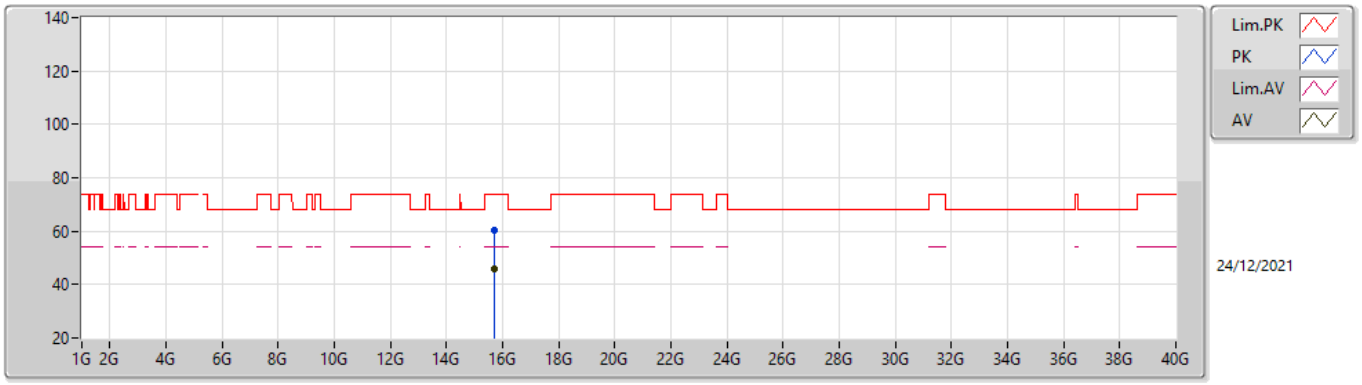

EUT X_1TX
SET 102
102
8.35

Type	Freq	Level	Limit	Margin	Raw	Dist	Condition	Azimuth	Height	Comment	AF	CL	PA
	(Hz)	(dBuV/m)	(dBuV/m)	(dB)	(dBuV)	(m)		(°)	(m)		(dB)	(dB)	(dB)
PK	15.71549G	60.46	74.00	-13.54	45.05	3	Horizontal	358	2.32	-	37.79	10.41	32.79
AV	15.71689G	45.65	54.00	-8.35	30.22	3	Horizontal	358	2.32	-	37.80	10.42	32.79

802.11ax HEW20_Nss1,(MCS0)_1TX

5745MHz_TnomVnom

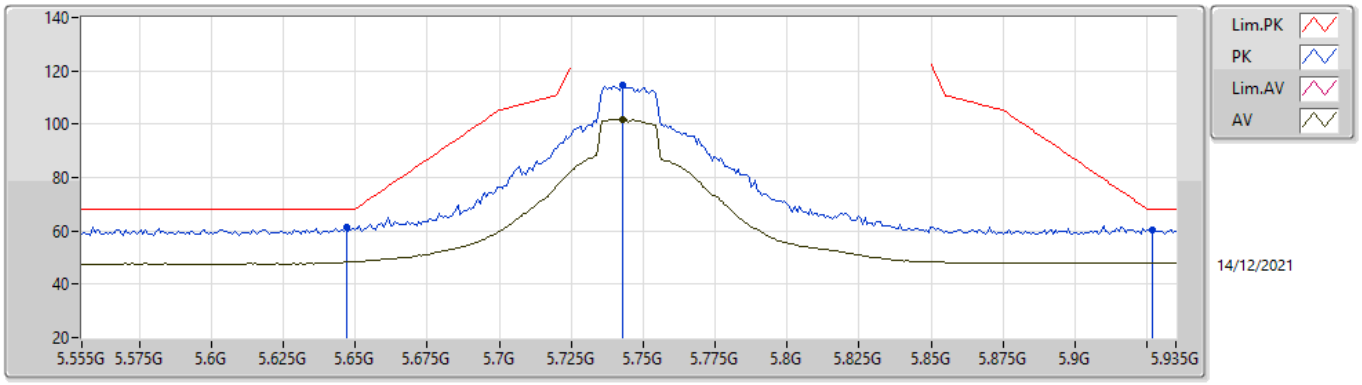

EUT X_1TX
SET 98
80/100/90/95/97/98
7.62/-1.63/6.83/7.15/7.23/6.76

Type	Freq	Level	Limit	Margin	Raw	Dist	Condition	Azimuth	Height	Comment	AF	CL	PA
	(Hz)	(dBuV/m)	(dBuV/m)	(dB)	(dBuV)	(m)		(°)	(m)		(dB)	(dB)	(dB)
PK	5.64696G	61.44	68.20	-6.76	53.67	3	Vertical	26	1.94	-	34.08	6.60	32.91
PK	5.74272G	114.43	Inf	-Inf	106.41	3	Vertical	26	1.94	-	34.34	6.60	32.92
AV	5.74272G	101.91	Inf	-Inf	93.89	3	Vertical	26	1.94	-	34.34	6.60	32.92
PK	5.92664G	60.24	68.20	-7.96	51.57	3	Vertical	26	1.94	-	35.01	6.60	32.94

802.11ax HEW20_Nss1,(MCS0)_1TX

5745MHz_TnomVnom

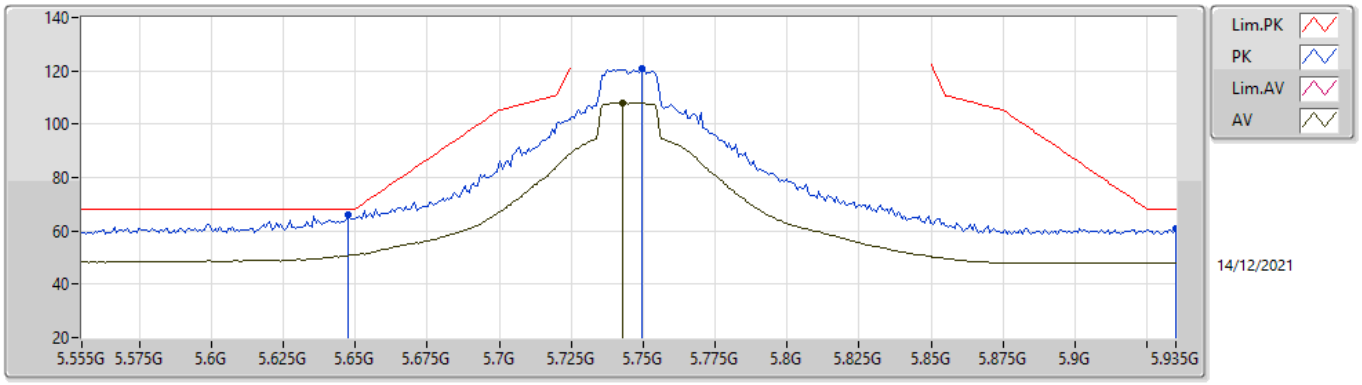

EUT X_1TX
SET 98
98
1.92

Type	Freq	Level	Limit	Margin	Raw	Dist	Condition	Azimuth	Height	Comment	AF	CL	PA
	(Hz)	(dBuV/m)	(dBuV/m)	(dB)	(dBuV)	(m)		(°)	(m)		(dB)	(dB)	(dB)
PK	5.64772G	66.28	68.20	-1.92	58.50	3	Horizontal	310	1.80	-	34.09	6.60	32.91
PK	5.74956G	120.76	Inf	-Inf	112.68	3	Horizontal	310	1.80	-	34.40	6.60	32.92
AV	5.74272G	108.06	Inf	-Inf	100.04	3	Horizontal	310	1.80	-	34.34	6.60	32.92
PK	5.935G	61.12	68.20	-7.08	52.42	3	Horizontal	310	1.80	-	35.04	6.60	32.94

802.11ax HEW20_Nss1,(MCS0)_1TX

5745MHz_TnomVnom

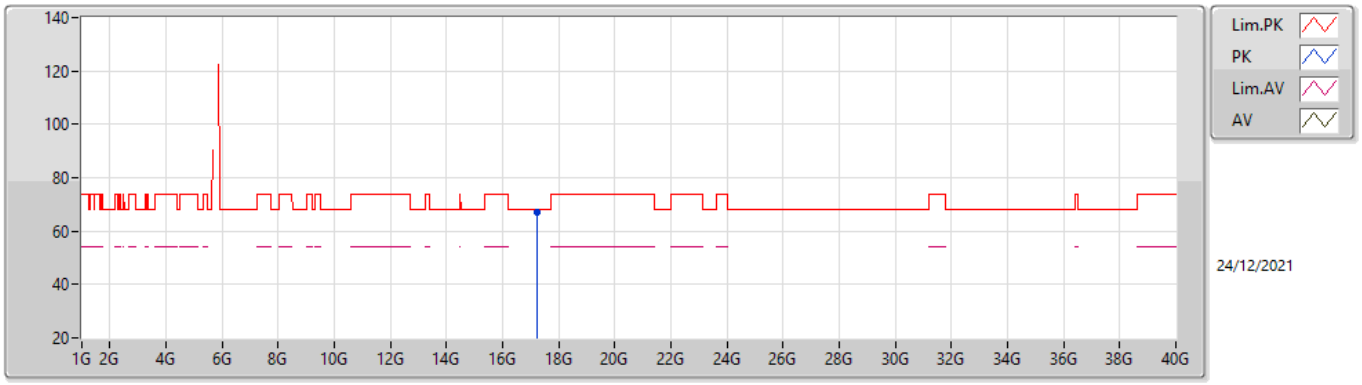

EUT X_1TX
SET 98
98
1.02

Type	Freq	Level	Limit	Margin	Raw	Dist	Condition	Azimuth	Height	Comment	AF	CL	PA
	(Hz)	(dBuV/m)	(dBuV/m)	(dB)	(dBuV)	(m)		(°)	(m)		(dB)	(dB)	(dB)
PK	17.23428G	67.18	68.20	-1.02	46.55	3	Vertical	45	1.77	-	41.77	10.87	32.01

802.11ax HEW20_Nss1,(MCS0)_1TX

5745MHz_TnomVnom

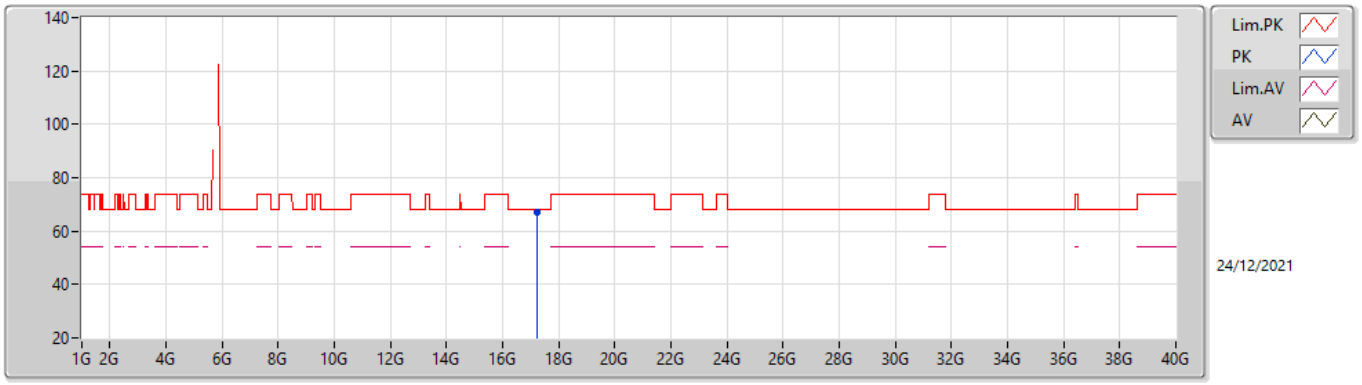

EUT X_1TX
SET 98
98
1.04

Type	Freq	Level	Limit	Margin	Raw	Dist	Condition	Azimuth	Height	Comment	AF	CL	PA
	(Hz)	(dBuV/m)	(dBuV/m)	(dB)	(dBuV)	(m)		(°)	(m)		(dB)	(dB)	(dB)
PK	17.23038G	67.16	68.20	-1.04	46.55	3	Horizontal	71	1.92	-	41.75	10.87	32.01

802.11ax HEW20_Nss1,(MCS0)_1TX

5785MHz_TnomVnom

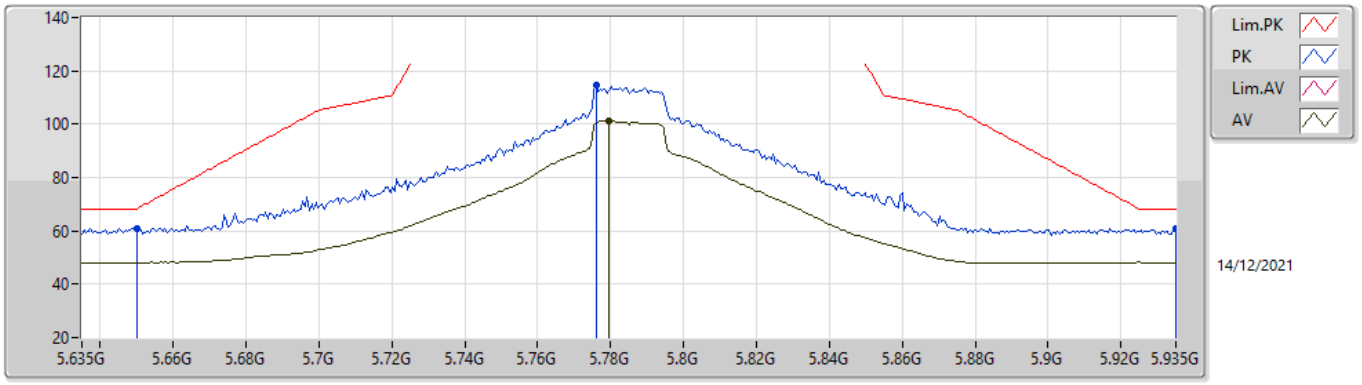

EUT X_1TX
SET 102
80/100/102
7.67/6.51/7.14

Type	Freq	Level	Limit	Margin	Raw	Dist	Condition	Azimuth	Height	Comment	AF	CL	PA
	(Hz)	(dBuV/m)	(dBuV/m)	(dB)	(dBuV)	(m)		(°)	(m)		(dB)	(dB)	(dB)
PK	5.65G	61.06	68.20	-7.14	53.27	3	Vertical	42	1.80	-	34.10	6.60	32.91
PK	5.776G	114.80	Inf	-Inf	106.73	3	Vertical	42	1.80	-	34.40	6.60	32.93
AV	5.7796G	101.03	Inf	-Inf	92.96	3	Vertical	42	1.80	-	34.40	6.60	32.93
PK	5.935G	61.02	68.20	-7.18	52.32	3	Vertical	42	1.80	-	35.04	6.60	32.94

802.11ax HEW20_Nss1,(MCS0)_1TX

5785MHz_TnomVnom

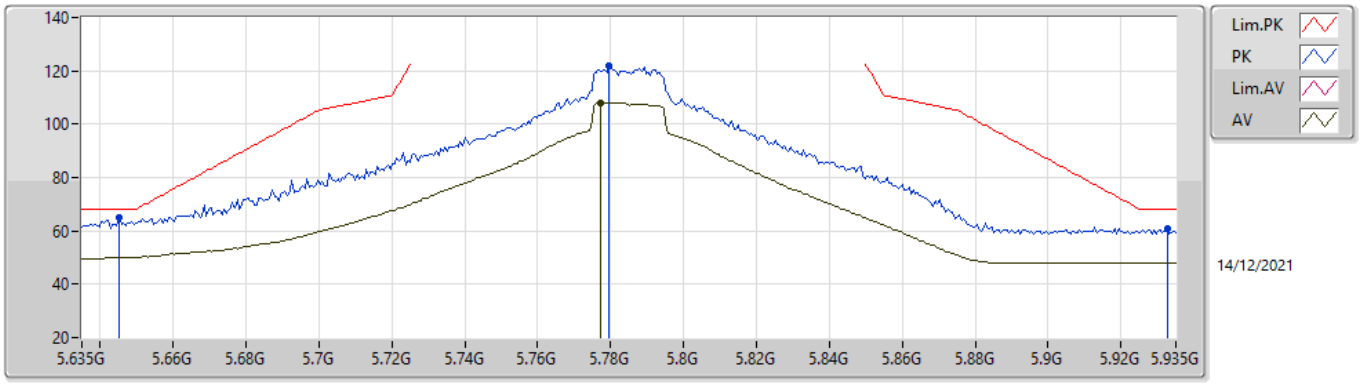

EUT X_1TX
SET 102
102
3.08

Type	Freq	Level	Limit	Margin	Raw	Dist	Condition	Azimuth	Height	Comment	AF	CL	PA
	(Hz)	(dBuV/m)	(dBuV/m)	(dB)	(dBuV)	(m)		(°)	(m)		(dB)	(dB)	(dB)
PK	5.6452G	65.12	68.20	-3.08	57.36	3	Horizontal	313	1.80	-	34.07	6.60	32.91
PK	5.7796G	121.97	Inf	-Inf	113.90	3	Horizontal	313	1.80	-	34.40	6.60	32.93
AV	5.7772G	107.92	Inf	-Inf	99.85	3	Horizontal	313	1.80	-	34.40	6.60	32.93
PK	5.9326G	60.66	68.20	-7.54	51.97	3	Horizontal	313	1.80	-	35.03	6.60	32.94

802.11ax HEW20_Nss1,(MCS0)_1TX

5785MHz_TnomVnom

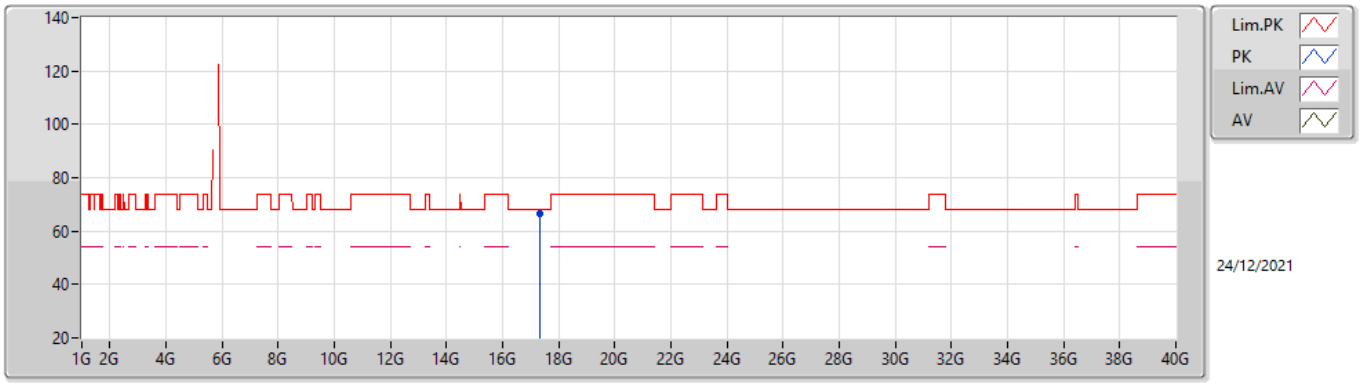

EUT X_1TX
SET 102
102
1.64

Type	Freq	Level	Limit	Margin	Raw	Dist	Condition	Azimuth	Height	Comment	AF	CL	PA
	(Hz)	(dBuV/m)	(dBuV/m)	(dB)	(dBuV)	(m)		(°)	(m)		(dB)	(dB)	(dB)
PK	17.35078G	66.56	68.20	-1.64	45.45	3	Vertical	323	3.00	-	42.15	10.91	31.95

802.11ax HEW20_Nss1,(MCS0)_1TX

5785MHz_TnomVnom

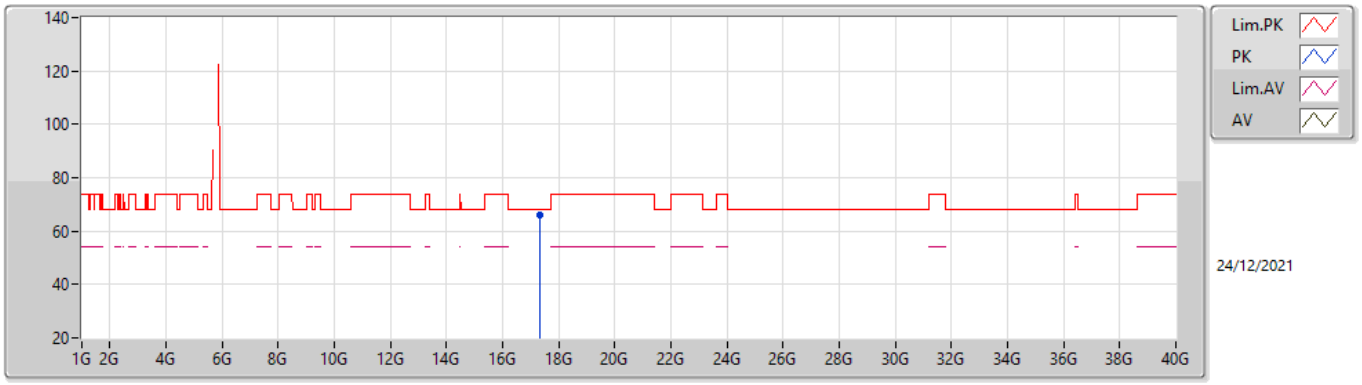

EUT X_1TX
SET 102
102
2.02

Type	Freq	Level	Limit	Margin	Raw	Dist	Condition	Azimuth	Height	Comment	AF	CL	PA
	(Hz)	(dBuV/m)	(dBuV/m)	(dB)	(dBuV)	(m)		(°)	(m)		(dB)	(dB)	(dB)
PK	17.3524G	66.18	68.20	-2.02	45.07	3	Horizontal	72	1.80	-	42.15	10.91	31.95

802.11ax HEW20_Nss1,(MCS0)_1TX

5825MHz_TnomVnom

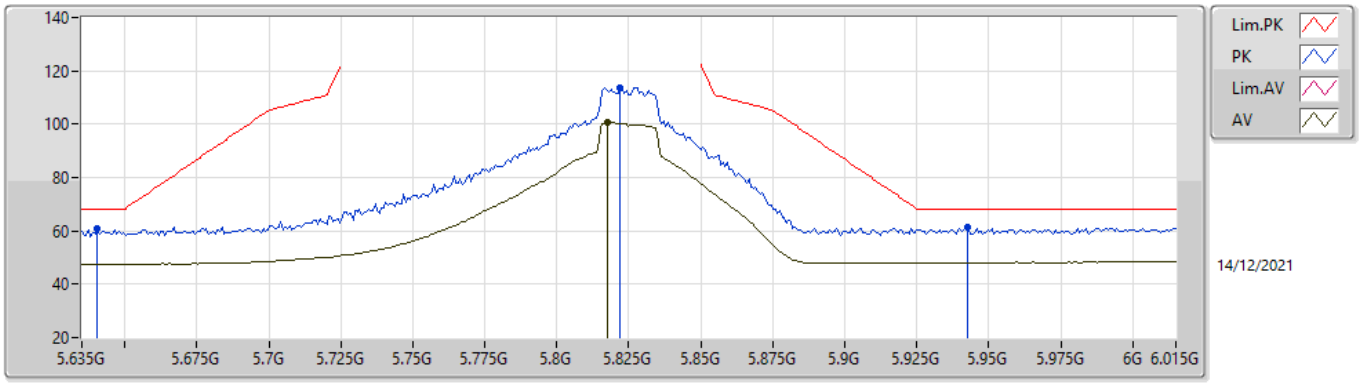

EUT X_1TX
SET 102
80/100/102
6.85/6.60/7.07

Type	Freq	Level	Limit	Margin	Raw	Dist	Condition	Azimuth	Height	Comment	AF	CL	PA
	(Hz)	(dBuV/m)	(dBuV/m)	(dB)	(dBuV)	(m)		(°)	(m)		(dB)	(dB)	(dB)
PK	5.64032G	60.96	68.20	-7.24	53.23	3	Vertical	41	2.06	-	34.04	6.60	32.91
PK	5.82196G	113.64	Inf	-Inf	105.39	3	Vertical	41	2.06	-	34.58	6.60	32.93
AV	5.8174G	100.56	Inf	-Inf	92.35	3	Vertical	41	2.06	-	34.54	6.60	32.93
PK	5.9428G	61.13	68.20	-7.07	52.40	3	Vertical	41	2.06	-	35.07	6.60	32.94

802.11ax HEW20_Nss1,(MCS0)_1TX

5825MHz_TnomVnom

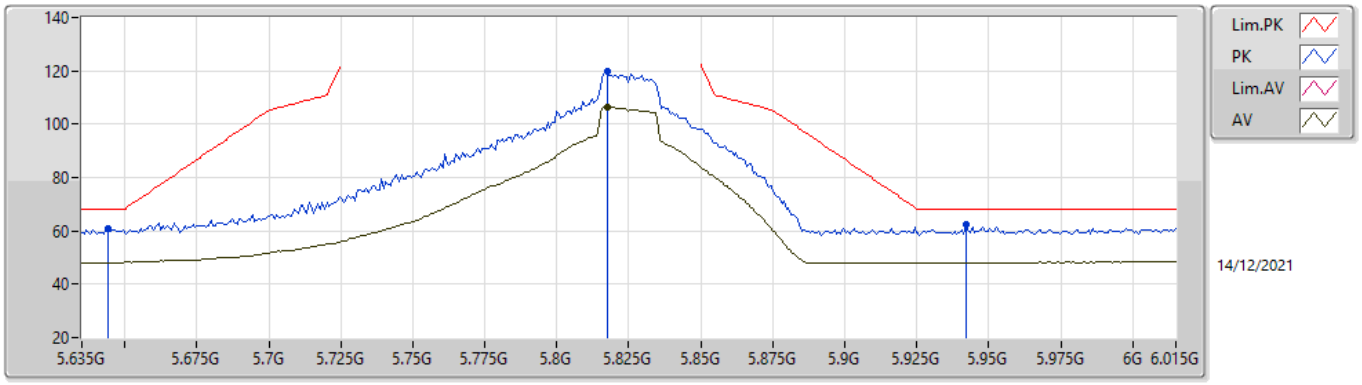

EUT X_1TX
SET 102
102
5.78

Type	Freq	Level	Limit	Margin	Raw	Dist	Condition	Azimuth	Height	Comment	AF	CL	PA
	(Hz)	(dBuV/m)	(dBuV/m)	(dB)	(dBuV)	(m)		(°)	(m)		(dB)	(dB)	(dB)
PK	5.64412G	60.83	68.20	-7.37	53.08	3	Horizontal	314	1.80	-	34.06	6.60	32.91
PK	5.8174G	119.85	Inf	-Inf	111.64	3	Horizontal	314	1.80	-	34.54	6.60	32.93
AV	5.8174G	106.38	Inf	-Inf	98.17	3	Horizontal	314	1.80	-	34.54	6.60	32.93
PK	5.94204G	62.42	68.20	-5.78	53.69	3	Horizontal	314	1.80	-	35.07	6.60	32.94

802.11ax HEW20_Nss1,(MCS0)_1TX

5825MHz_TnomVnom

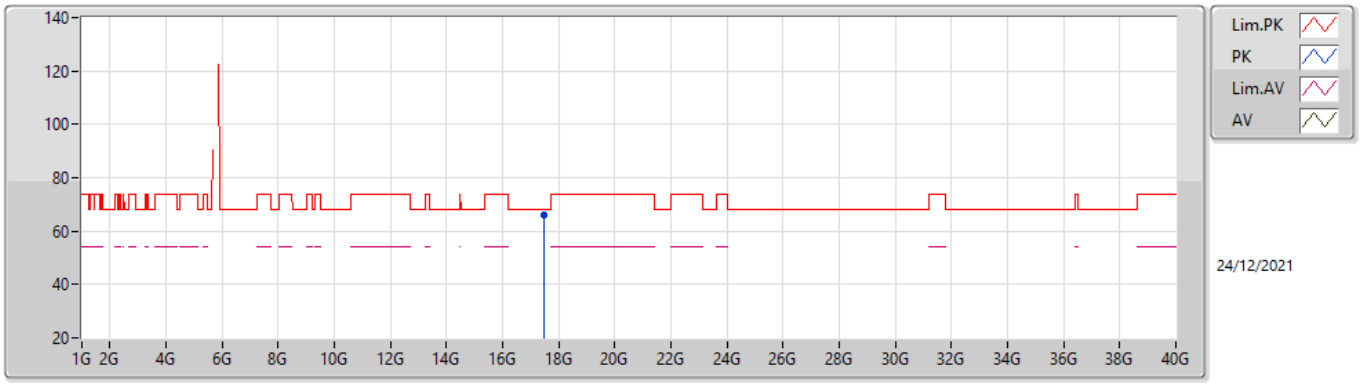

EUT X_1TX
SET 102
102
2.21

Type	Freq	Level	Limit	Margin	Raw	Dist	Condition	Azimuth	Height	Comment	AF	CL	PA
	(Hz)	(dBuV/m)	(dBuV/m)	(dB)	(dBuV)	(m)		(°)	(m)		(dB)	(dB)	(dB)
PK	17.47434G	65.99	68.20	-2.21	44.66	3	Vertical	344	1.80	-	42.27	10.94	31.88

802.11ax HEW20_Nss1,(MCS0)_1TX

5825MHz_TnomVnom

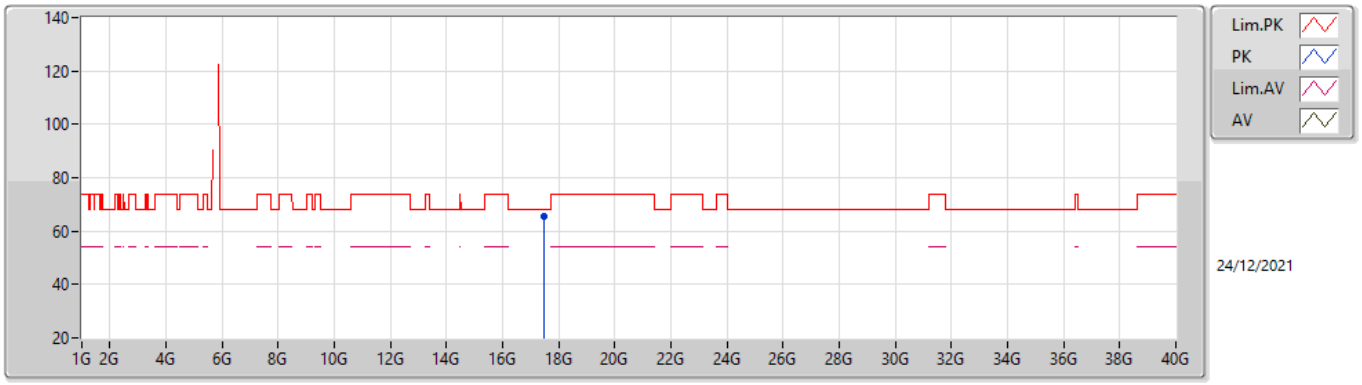

EUT X_1TX
SET 102
102
2.52

Type	Freq	Level	Limit	Margin	Raw	Dist	Condition	Azimuth	Height	Comment	AF	CL	PA
	(Hz)	(dBuV/m)	(dBuV/m)	(dB)	(dBuV)	(m)		(°)	(m)		(dB)	(dB)	(dB)
PK	17.4727G	65.68	68.20	-2.52	44.35	3	Horizontal	360	2.71	-	42.27	10.94	31.88

802.11ax HEW40_Nss1,(MCS0)_1TX

5190MHz_TnomVnom

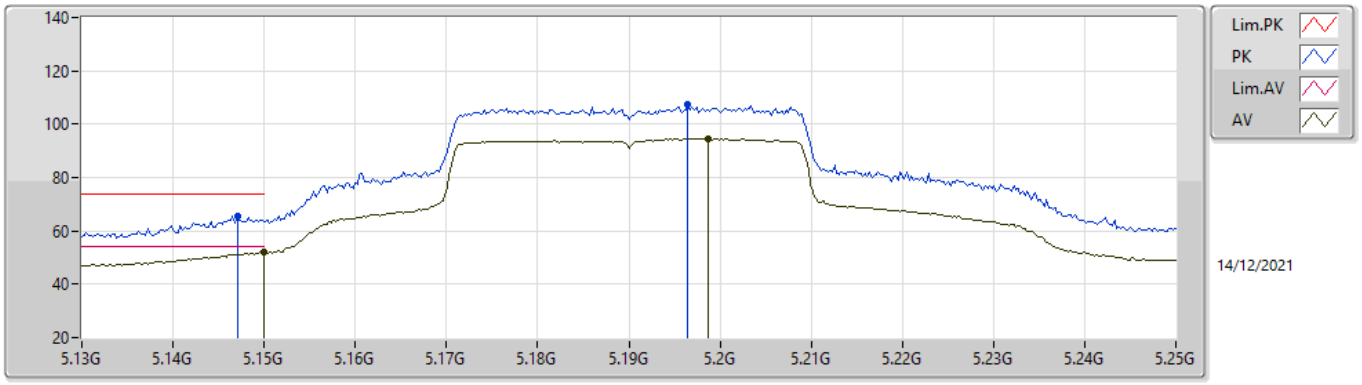

EUT X_1TX
SET 80
80/100/90/85/83/82/80
1.94/-24.45/-15.61/-7.72/-2.63/-2.18/2.08

Type	Freq	Level	Limit	Margin	Raw	Dist	Condition	Azimuth	Height	Comment	AF	CL	PA
	(Hz)	(dBuV/m)	(dBuV/m)	(dB)	(dBuV)	(m)		(°)	(m)		(dB)	(dB)	(dB)
PK	5.14704G	65.42	74.00	-8.58	59.28	3	Vertical	21	1.80	-	32.71	6.37	32.94
AV	5.14992G	51.92	54.00	-2.08	45.79	3	Vertical	21	1.80	-	32.70	6.37	32.94
PK	5.19648G	107.25	Inf	-Inf	101.09	3	Vertical	21	1.80	-	32.70	6.40	32.94
AV	5.19864G	94.62	Inf	-Inf	88.46	3	Vertical	21	1.80	-	32.70	6.40	32.94

802.11ax HEW40_Nss1,(MCS0)_1TX

5190MHz_TnomVnom

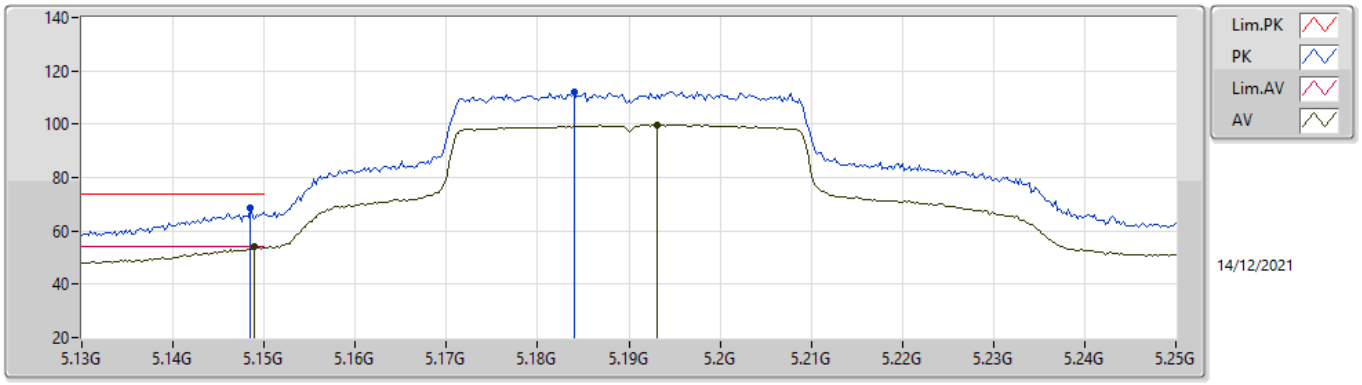

EUT X_1TX
SET 78
80/60/70/75/77/78
-3.77/5.48/4.48/2.85/0.71/0.05

Type	Freq	Level	Limit	Margin	Raw	Dist	Condition	Azimuth	Height	Comment	AF	CL	PA
	(Hz)	(dBuV/m)	(dBuV/m)	(dB)	(dBuV)	(m)		(°)	(m)		(dB)	(dB)	(dB)
PK	5.14848G	68.42	74.00	-5.58	62.29	3	Horizontal	73	1.93	-	32.70	6.37	32.94
AV	5.14896G	53.95	54.00	-0.05	47.82	3	Horizontal	73	1.93	-	32.70	6.37	32.94
PK	5.184G	112.15	Inf	-Inf	106.00	3	Horizontal	73	1.93	-	32.70	6.39	32.94
AV	5.19312G	99.80	Inf	-Inf	93.64	3	Horizontal	73	1.93	-	32.70	6.40	32.94

802.11ax HEW40_Nss1,(MCS0)_1TX

5190MHz_TnomVnom

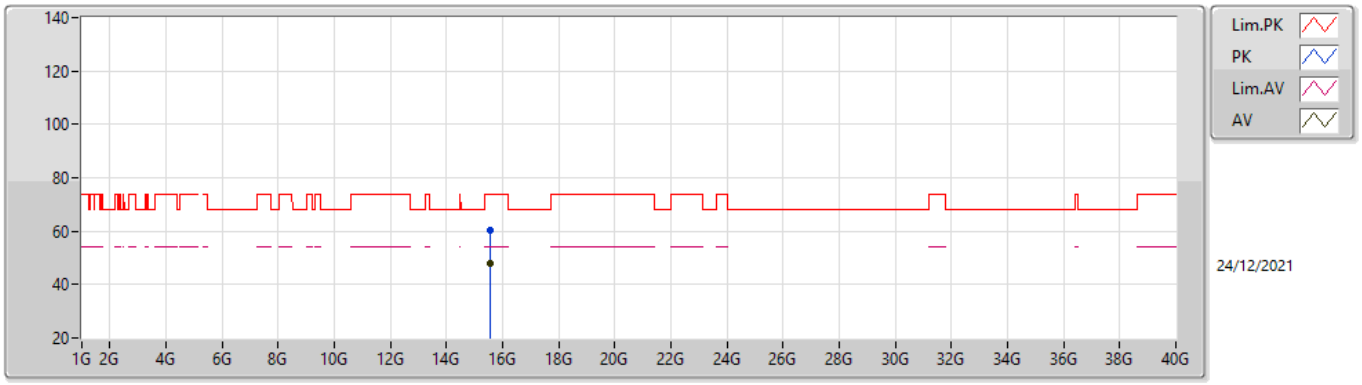

EUT X_1TX
SET 78
78
6.10

Type	Freq	Level	Limit	Margin	Raw	Dist	Condition	Azimuth	Height	Comment	AF	CL	PA
	(Hz)	(dBuV/m)	(dBuV/m)	(dB)	(dBuV)	(m)		(°)	(m)		(dB)	(dB)	(dB)
PK	15.56314G	60.28	74.00	-13.72	44.77	3	Vertical	258	2.99	-	37.95	10.37	32.81
AV	15.57422G	47.90	54.00	-6.10	32.44	3	Vertical	258	2.99	-	37.90	10.37	32.81

802.11ax HEW40_Nss1,(MCS0)_1TX

5190MHz_TnomVnom

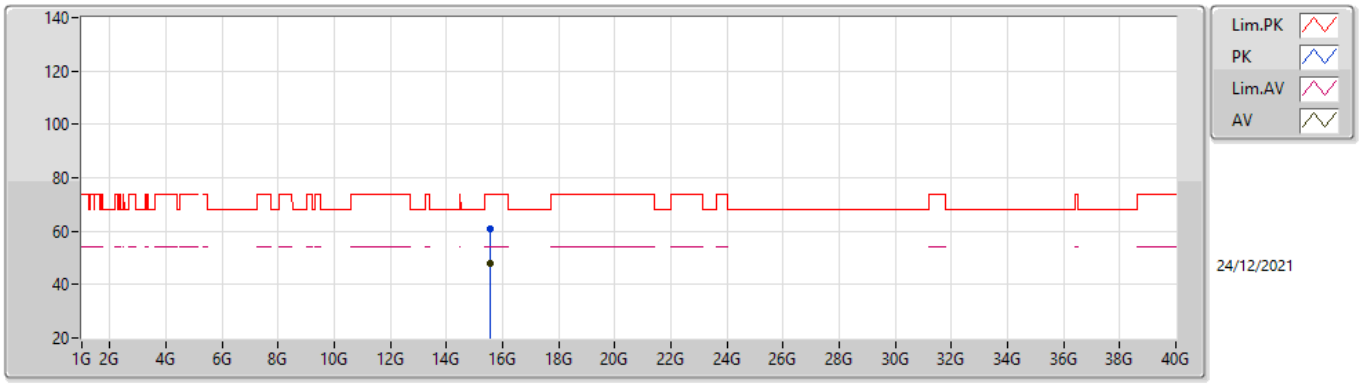

EUT X_1TX
SET 78
78
6.11

Type	Freq	Level	Limit	Margin	Raw	Dist	Condition	Azimuth	Height	Comment	AF	CL	PA
	(Hz)	(dBuV/m)	(dBuV/m)	(dB)	(dBuV)	(m)		(°)	(m)		(dB)	(dB)	(dB)
PK	15.57436G	60.67	74.00	-13.33	45.21	3	Horizontal	54	1.80	-	37.90	10.37	32.81
AV	15.56334G	47.89	54.00	-6.11	32.38	3	Horizontal	54	1.80	-	37.95	10.37	32.81

802.11ax HEW40_Nss1,(MCS0)_1TX

5230MHz_TnomVnom

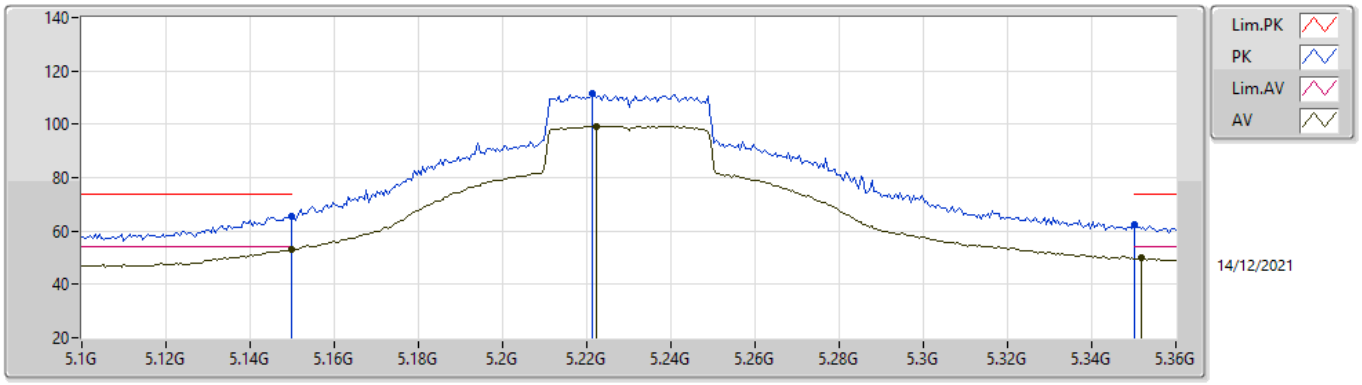

EUT X_1TX
SET 90
80/100/90/95/93/92/90
5.77/-10.34/0.93/-3.08/-1.62/-0.51/0.87

Type	Freq	Level	Limit	Margin	Raw	Dist	Condition	Azimuth	Height	Comment	AF	CL	PA
	(Hz)	(dBuV/m)	(dBuV/m)	(dB)	(dBuV)	(m)		(°)	(m)		(dB)	(dB)	(dB)
PK	5.14992G	65.27	74.00	-8.73	59.14	3	Vertical	20	1.88	-	32.70	6.37	32.94
AV	5.14992G	53.13	54.00	-0.87	47.00	3	Vertical	20	1.88	-	32.70	6.37	32.94
PK	5.22116G	111.68	Inf	-Inf	105.47	3	Vertical	20	1.88	-	32.74	6.40	32.93
AV	5.2222G	99.39	Inf	-Inf	93.18	3	Vertical	20	1.88	-	32.74	6.40	32.93
PK	5.35G	62.58	74.00	-11.42	56.10	3	Vertical	20	1.88	-	33.00	6.40	32.92
AV	5.35168G	49.78	54.00	-4.22	43.29	3	Vertical	20	1.88	-	33.01	6.40	32.92

802.11ax HEW40_Nss1,(MCS0)_1TX

5230MHz_TnomVnom

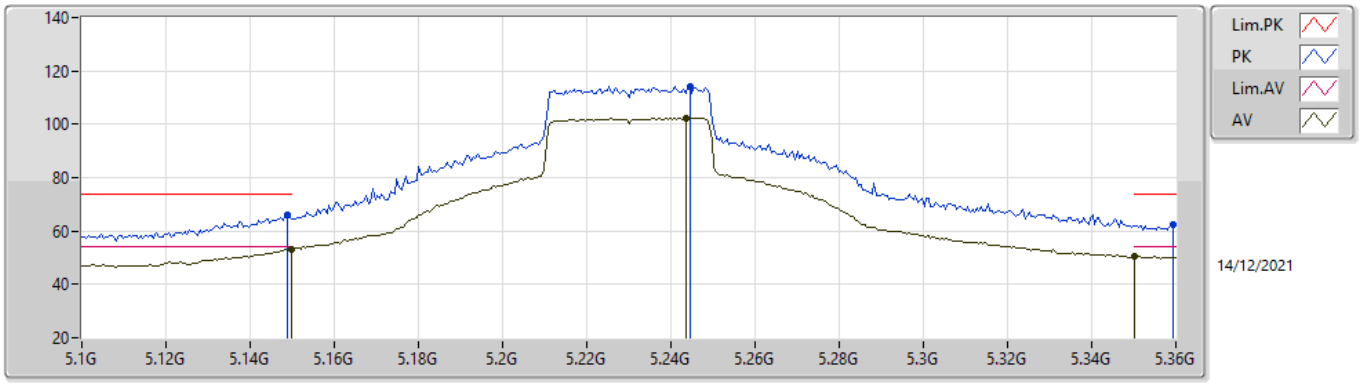

EUT X_1TX
SET 85
90/70/80/85/87/86/85
-2.83/5.44/4.17/0.97/-0.72/-0.36/1.09

Type	Freq	Level	Limit	Margin	Raw	Dist	Condition	Azimuth	Height	Comment	AF	CL	PA
	(Hz)	(dBuV/m)	(dBuV/m)	(dB)	(dBuV)	(m)		(°)	(m)		(dB)	(dB)	(dB)
PK	5.14888G	66.06	74.00	-7.94	59.93	3	Horizontal	283	1.80	-	32.70	6.37	32.94
AV	5.14992G	52.91	54.00	-1.09	46.78	3	Horizontal	283	1.80	-	32.70	6.37	32.94
PK	5.24456G	114.24	Inf	-Inf	107.98	3	Horizontal	283	1.80	-	32.79	6.40	32.93
AV	5.24352G	102.44	Inf	-Inf	96.18	3	Horizontal	283	1.80	-	32.79	6.40	32.93
PK	5.35948G	62.23	74.00	-11.77	55.71	3	Horizontal	283	1.80	-	33.04	6.40	32.92
AV	5.35G	50.57	54.00	-3.43	44.09	3	Horizontal	283	1.80	-	33.00	6.40	32.92

802.11ax HEW40_Nss1,(MCS0)_1TX

5230MHz_TnomVnom

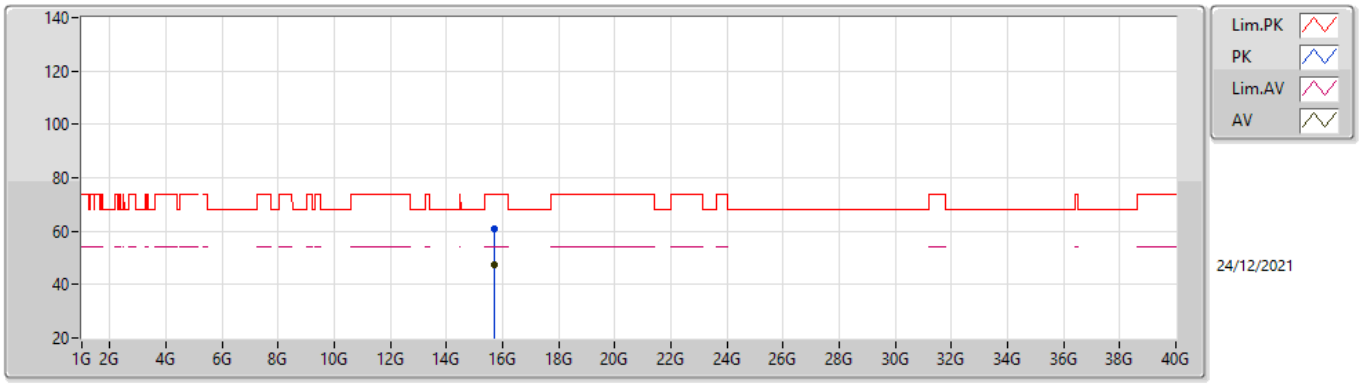

EUT X_1TX
SET 85
85
6.35

Type	Freq	Level	Limit	Margin	Raw	Dist	Condition	Azimuth	Height	Comment	AF	CL	PA
	(Hz)	(dBuV/m)	(dBuV/m)	(dB)	(dBuV)	(m)		(°)	(m)		(dB)	(dB)	(dB)
PK	15.68728G	60.71	74.00	-13.29	45.38	3	Vertical	50	1.80	-	37.71	10.41	32.79
AV	15.69014G	47.65	54.00	-6.35	32.32	3	Vertical	50	1.80	-	37.71	10.41	32.79

802.11ax HEW40_Nss1,(MCS0)_1TX

5230MHz_TnomVnom

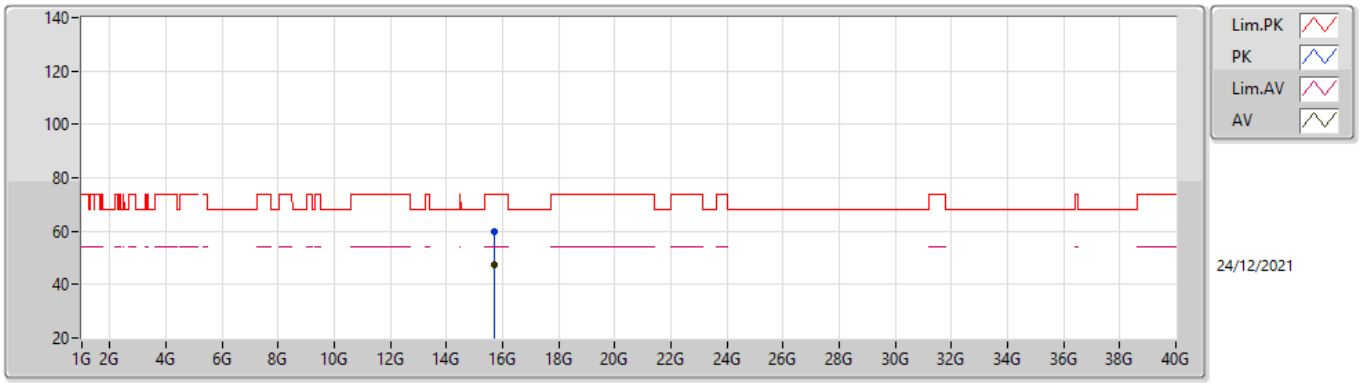

EUT X_1TX
SET 85
85
6.53

Type	Freq	Level	Limit	Margin	Raw	Dist	Condition	Azimuth	Height	Comment	AF	CL	PA
	(Hz)	(dBuV/m)	(dBuV/m)	(dB)	(dBuV)	(m)		(°)	(m)		(dB)	(dB)	(dB)
PK	15.69844G	59.78	74.00	-14.22	44.46	3	Horizontal	105	1.80	-	37.70	10.41	32.79
AV	15.68634G	47.47	54.00	-6.53	32.14	3	Horizontal	105	1.80	-	37.71	10.41	32.79

802.11ax HEW40_Nss1,(MCS0)_1TX

5755MHz_TnomVnom

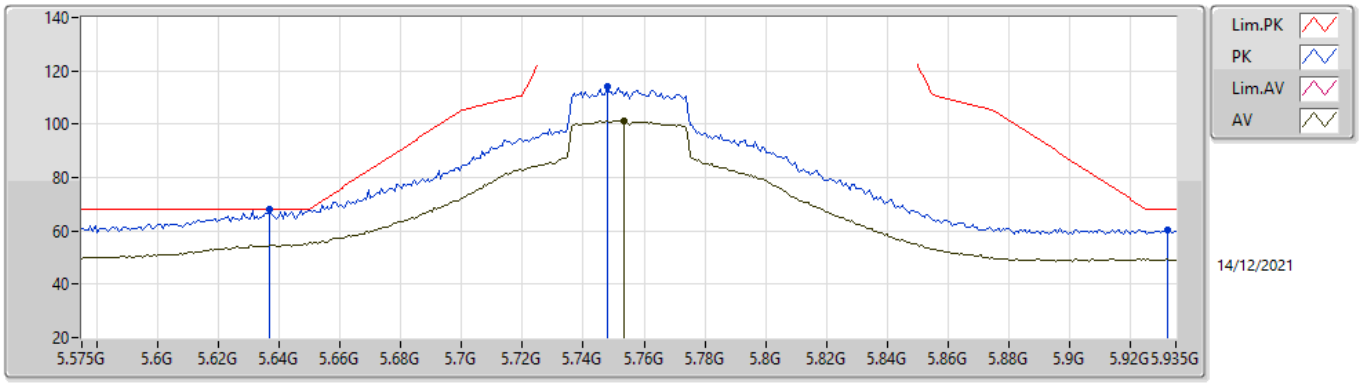

EUT X_1TX
SET 102
80/100/102
6.88/2.13/0.31

Type	Freq	Level	Limit	Margin	Raw	Dist	Condition	Azimuth	Height	Comment	AF	CL	PA
	(Hz)	(dBuV/m)	(dBuV/m)	(dB)	(dBuV)	(m)		(°)	(m)		(dB)	(dB)	(dB)
PK	5.63692G	67.89	68.20	-0.31	60.18	3	Vertical	22	1.90	-	34.02	6.60	32.91
PK	5.7478G	114.09	Inf	-Inf	106.03	3	Vertical	22	1.90	-	34.38	6.60	32.92
AV	5.75356G	101.13	Inf	-Inf	93.06	3	Vertical	22	1.90	-	34.40	6.60	32.93
PK	5.93212G	60.46	68.20	-7.74	51.77	3	Vertical	22	1.90	-	35.03	6.60	32.94

802.11ax HEW40_Nss1,(MCS0)_1TX

5755MHz_TnomVnom

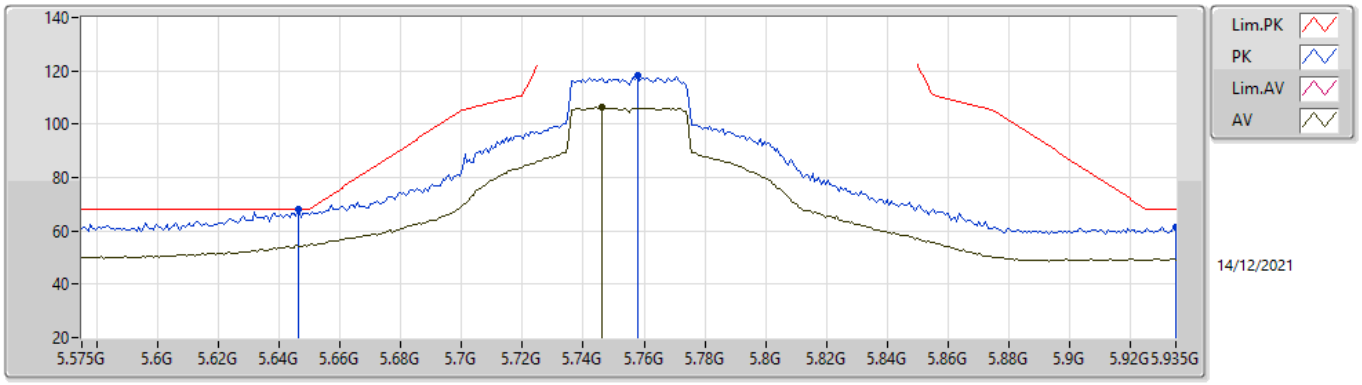

EUT X_1TX
SET 95
102/82/92/97/99/98/97/96/95
-3.62/6.61/3.48/0.34/-1.01/-1.47/-0.51/-0.30/0.31

Type	Freq	Level	Limit	Margin	Raw	Dist	Condition	Azimuth	Height	Comment	AF	CL	PA
	(Hz)	(dBuV/m)	(dBuV/m)	(dB)	(dBuV)	(m)		(°)	(m)		(dB)	(dB)	(dB)
PK	5.64628G	67.89	68.20	-0.31	60.12	3	Horizontal	312	1.83	-	34.08	6.60	32.91
PK	5.75788G	118.46	Inf	-Inf	110.39	3	Horizontal	312	1.83	-	34.40	6.60	32.93
AV	5.74636G	106.43	Inf	-Inf	98.38	3	Horizontal	312	1.83	-	34.37	6.60	32.92
PK	5.935G	61.15	68.20	-7.05	52.45	3	Horizontal	312	1.83	-	35.04	6.60	32.94

802.11ax HEW40_Nss1,(MCS0)_1TX

5755MHz_TnomVnom

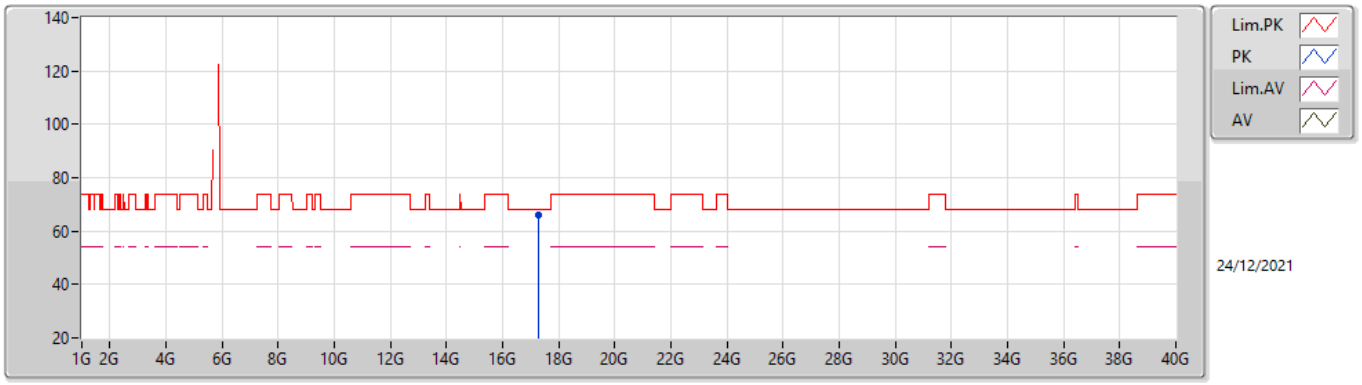

EUT X_1TX
SET 95
95
2.23

Type	Freq	Level	Limit	Margin	Raw	Dist	Condition	Azimuth	Height	Comment	AF	CL	PA
	(Hz)	(dBuV/m)	(dBuV/m)	(dB)	(dBuV)	(m)		(°)	(m)		(dB)	(dB)	(dB)
PK	17.25556G	65.97	68.20	-2.23	45.21	3	Vertical	205	1.80	-	41.88	10.88	32.00

802.11ax HEW40_Nss1,(MCS0)_1TX

5755MHz_TnomVnom

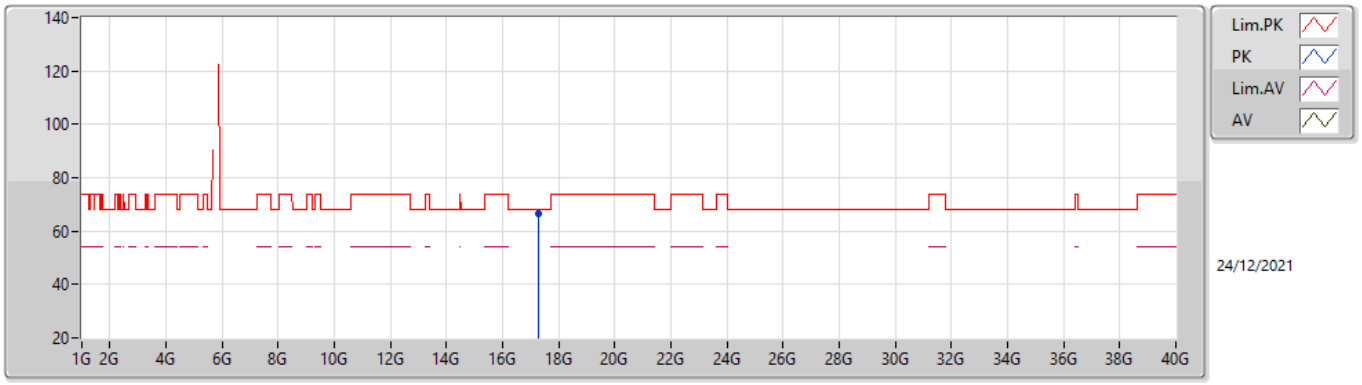

EUT X_1TX
SET 95
95
1.77

Type	Freq	Level	Limit	Margin	Raw	Dist	Condition	Azimuth	Height	Comment	AF	CL	PA
	(Hz)	(dBuV/m)	(dBuV/m)	(dB)	(dBuV)	(m)		(°)	(m)		(dB)	(dB)	(dB)
PK	17.27434G	66.43	68.20	-1.77	45.57	3	Horizontal	287	1.80	-	41.97	10.88	31.99

802.11ax HEW40_Nss1,(MCS0)_1TX

5795MHz_TnomVnom

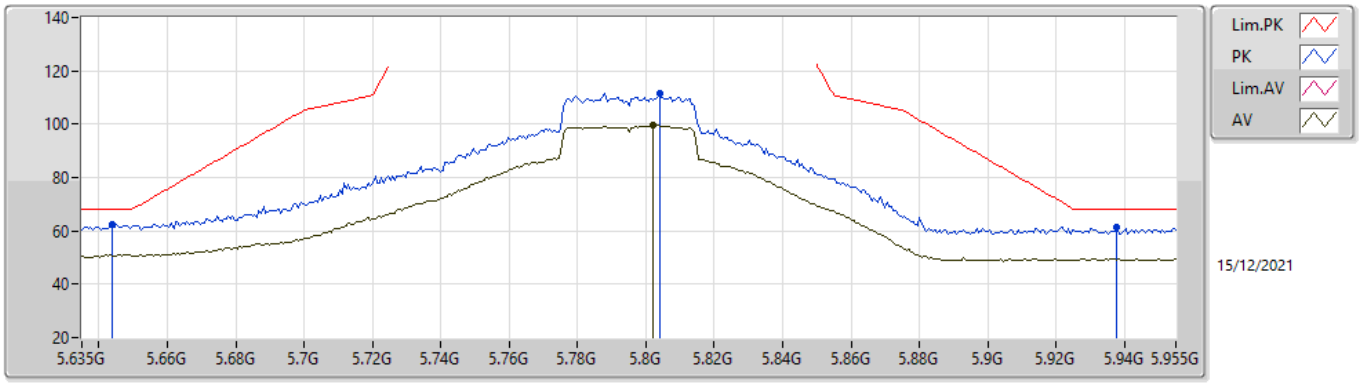

EUT X_1TX
SET 102
80/100/102
7.34/5.27/5.94

Type	Freq	Level	Limit	Margin	Raw	Dist	Condition	Azimuth	Height	Comment	AF	CL	PA
	(Hz)	(dBuV/m)	(dBuV/m)	(dB)	(dBuV)	(m)		(°)	(m)		(dB)	(dB)	(dB)
PK	5.64396G	62.26	68.20	-5.94	54.51	3	Vertical	42	1.79	-	34.06	6.60	32.91
PK	5.80396G	111.79	Inf	-Inf	103.69	3	Vertical	42	1.79	-	34.43	6.60	32.93
AV	5.80204G	99.60	Inf	-Inf	91.51	3	Vertical	42	1.79	-	34.42	6.60	32.93
PK	5.93772G	61.15	68.20	-7.05	52.44	3	Vertical	42	1.79	-	35.05	6.60	32.94

802.11ax HEW40_Nss1,(MCS0)_1TX

5795MHz_TnomVnom

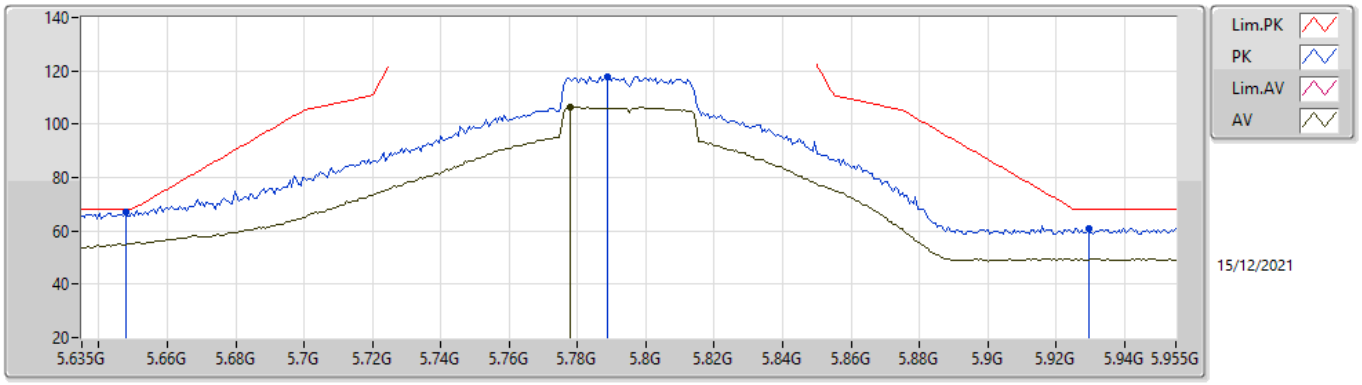

EUT X_1TX
SET 102
102
1.12

Type	Freq	Level	Limit	Margin	Raw	Dist	Condition	Azimuth	Height	Comment	AF	CL	PA
	(Hz)	(dBuV/m)	(dBuV/m)	(dB)	(dBuV)	(m)		(°)	(m)		(dB)	(dB)	(dB)
PK	5.6478G	67.08	68.20	-1.12	59.30	3	Horizontal	312	1.80	-	34.09	6.60	32.91
PK	5.7886G	117.86	Inf	-Inf	109.79	3	Horizontal	312	1.80	-	34.40	6.60	32.93
AV	5.77772G	106.31	Inf	-Inf	98.24	3	Horizontal	312	1.80	-	34.40	6.60	32.93
PK	5.9294G	60.98	68.20	-7.22	52.30	3	Horizontal	312	1.80	-	35.02	6.60	32.94

802.11ax HEW40_Nss1,(MCS0)_1TX

5795MHz_TnomVnom

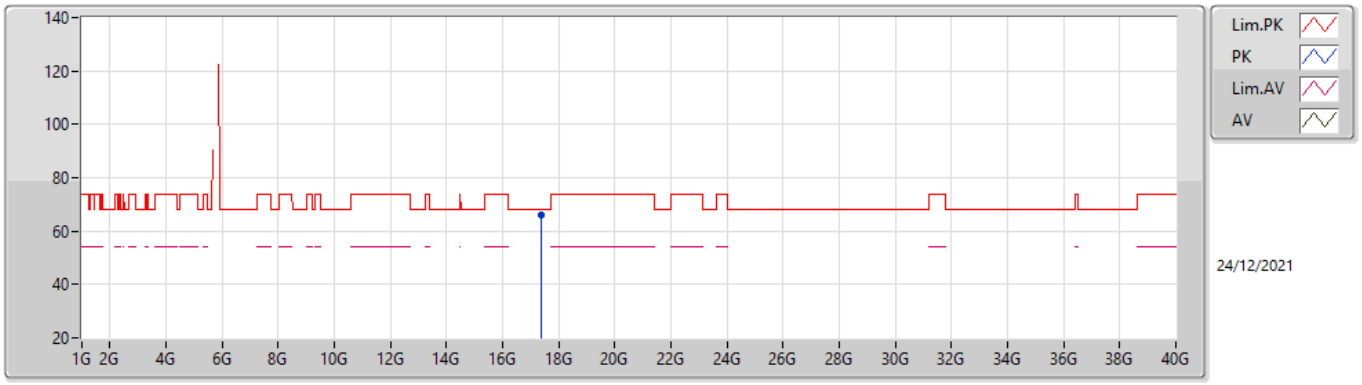

EUT X_1TX
SET 102
102
2.25

Type	Freq	Level	Limit	Margin	Raw	Dist	Condition	Azimuth	Height	Comment	AF	CL	PA
	(Hz)	(dBuV/m)	(dBuV/m)	(dB)	(dBuV)	(m)		(°)	(m)		(dB)	(dB)	(dB)
PK	17.37924G	65.95	68.20	-2.25	44.79	3	Vertical	16	2.27	-	42.18	10.91	31.93

802.11ax HEW40_Nss1,(MCS0)_1TX

5795MHz_TnomVnom

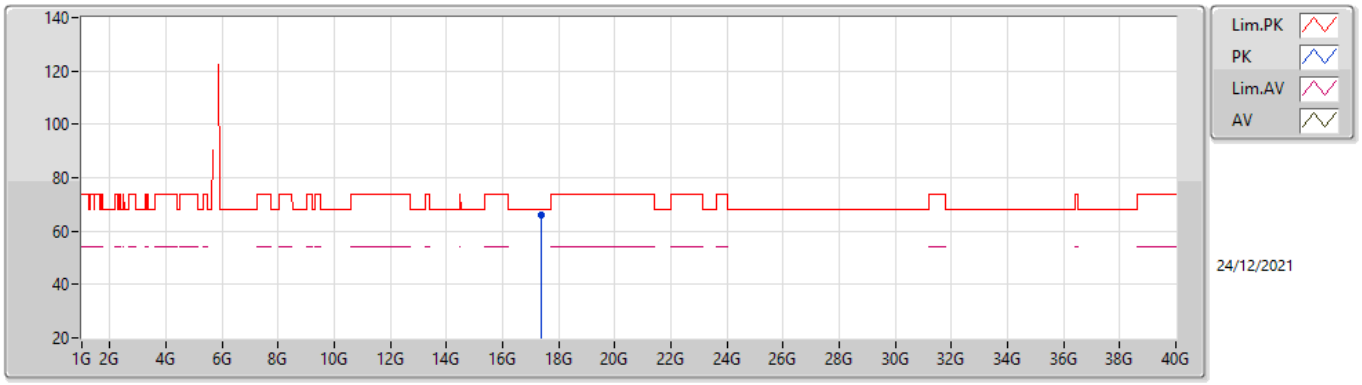

EUT X_1TX
SET 102
102
2.39

Type	Freq	Level	Limit	Margin	Raw	Dist	Condition	Azimuth	Height	Comment	AF	CL	PA
	(Hz)	(dBuV/m)	(dBuV/m)	(dB)	(dBuV)	(m)		(°)	(m)		(dB)	(dB)	(dB)
PK	17.38104G	65.81	68.20	-2.39	44.65	3	Horizontal	60	1.80	-	42.18	10.91	31.93