802.11ax HEW160_Nss1,(MCS0)_4TX

PSD

5250MHz Straddle 5.15-5.25GHz

14/05/2019

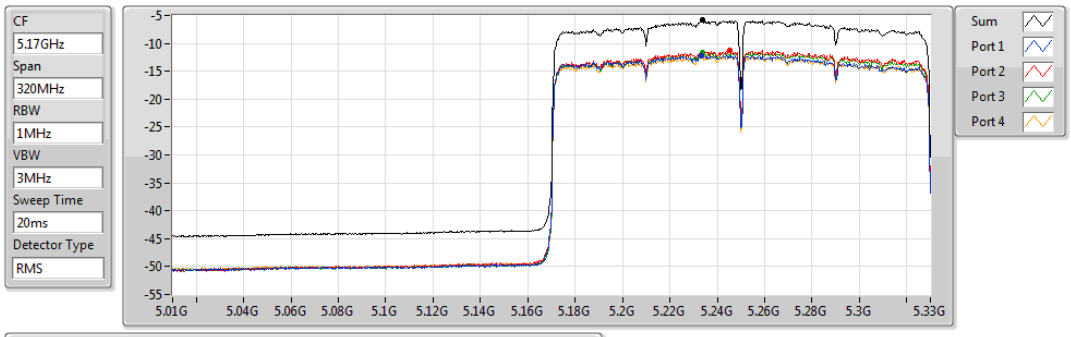

Sum	PD	Port 1	Port 2	Port 3	Port 4
(dBm/RBW)	(dBm/RBW)	(dBm/RBW)	(dBm/RBW)	(dBm/RBW)	(dBm/RBW)
-5.82	-5.82	-12.20	-11.27	-11.59	-12.30

802.11ax HEW160_Nss1,(MCS0)_4TX

PSD

5250MHz Straddle 5.25-5.35GHz

14/05/2019

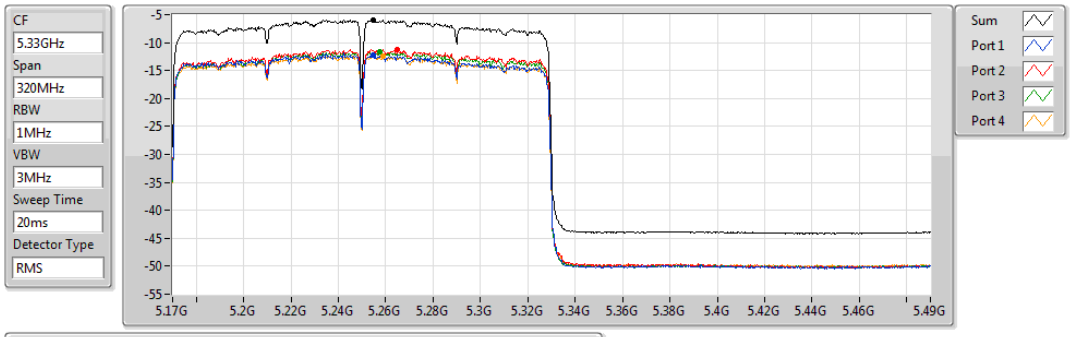

Sum	PD	Port 1	Port 2	Port 3	Port 4
(dBm/RBW)	(dBm/RBW)	(dBm/RBW)	(dBm/RBW)	(dBm/RBW)	(dBm/RBW)
-5.98	-5.98	-12.21	-11.27	-11.67	-12.45

For Beamforming / 4T1S mode
Summary

Mode	PD (dBm/RBW)
5.15-5.25GHz	-
802.11ax HEW160-BF_Nss1,(MCS0)_4TX	-12.23
5.25-5.35GHz	-
802.11ax HEW160-BF_Nss1,(MCS0)_4TX	-12.33

RBW = 500 kHz for 5.725-5.85GHz band / 1MHz for other band;

Result

Mode	Result	DG (dBi)	Port 1 (dBm/RBW)	Port 2 (dBm/RBW)	Port 3 (dBm/RBW)	Port 4 (dBm/RBW)	PD (dBm/RBW)	PD Limit (dBm/RBW)
802.11ax HEW160-BF_Nss1,(MCS0)_4TX	-	-	-	-	-	-	-	-
5250MHz Straddle 5.15-5.25GHz	Pass	14.72	-18.67	-17.54	-17.75	-18.65	-12.23	8.28
5250MHz Straddle 5.25-5.35GHz	Pass	14.72	-18.91	-17.72	-17.89	-18.96	-12.33	2.28

DG = Directional Gain; **RBW** = 500 kHz for 5.725-5.85GHz band / 1MHz for other band;
PD = trace bin-by-bin of each transmits port summing can be performed maximum power density; **Port X** = Port X power density;

802.11ax HEW160-BF_Nss1,(MCS0)_4TX

PSD

5250MHz Straddle 5.15-5.25GHz

14/05/2019

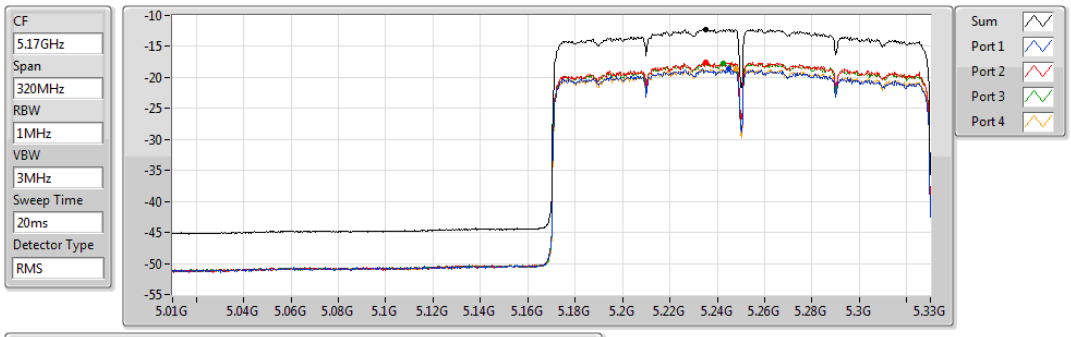

Sum	PD	Port 1	Port 2	Port 3	Port 4
(dBm/RBW)	(dBm/RBW)	(dBm/RBW)	(dBm/RBW)	(dBm/RBW)	(dBm/RBW)
-12.23	-12.23	-18.67	-17.54	-17.75	-18.65

802.11ax HEW160-BF_Nss1,(MCS0)_4TX

PSD

5250MHz Straddle 5.25-5.35GHz

14/05/2019

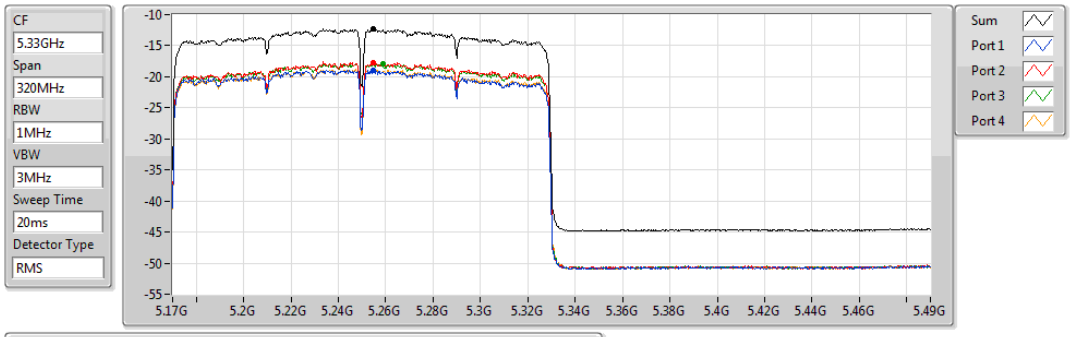

Sum	PD	Port 1	Port 2	Port 3	Port 4
(dBm/RBW)	(dBm/RBW)	(dBm/RBW)	(dBm/RBW)	(dBm/RBW)	(dBm/RBW)
-12.33	-12.33	-18.91	-17.72	-17.89	-18.96

For Non-beamforming / 4T4S mode
Summary

Mode	PD (dBm/RBW)
5.15-5.25GHz	-
802.11ax HEW160_Nss4,(MCS0)_4TX	-5.70
5.25-5.35GHz	-
802.11ax HEW160_Nss4,(MCS0)_4TX	-5.68

RBW = 500 kHz for 5.725-5.85GHz band / 1MHz for other band;

Result

Mode	Result	DG (dBi)	Port 1 (dBm/RBW)	Port 2 (dBm/RBW)	Port 3 (dBm/RBW)	Port 4 (dBm/RBW)	PD (dBm/RBW)	PD Limit (dBm/RBW)
802.11ax HEW160_Nss4,(MCS0)_4TX	-	-	-	-	-	-	-	-
5250MHz Straddle 5.15-5.25GHz	Pass	8.70	-11.68	-11.46	-11.52	-11.72	-5.70	14.30
5250MHz Straddle 5.25-5.35GHz	Pass	8.70	-11.88	-11.38	-11.52	-11.83	-5.68	8.30

DG = Directional Gain; **RBW** = 500 kHz for 5.725-5.85GHz band / 1MHz for other band;
PD = trace bin-by-bin of each transmits port summing can be performed maximum power density; **Port X** = Port X power density;

802.11ax HEW160_Nss4,(MCS0)_4TX

PSD

5250MHz Straddle 5.15-5.25GHz

14/05/2019

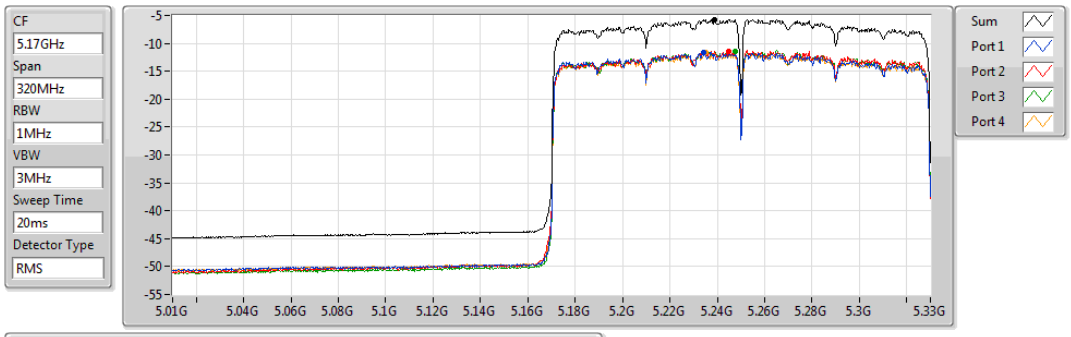

Sum	PD	Port 1	Port 2	Port 3	Port 4
(dBm/RBW)	(dBm/RBW)	(dBm/RBW)	(dBm/RBW)	(dBm/RBW)	(dBm/RBW)
-5.70	-5.70	-11.68	-11.46	-11.52	-11.72

802.11ax HEW160_Nss4,(MCS0)_4TX

PSD

5250MHz Straddle 5.25-5.35GHz

14/05/2019

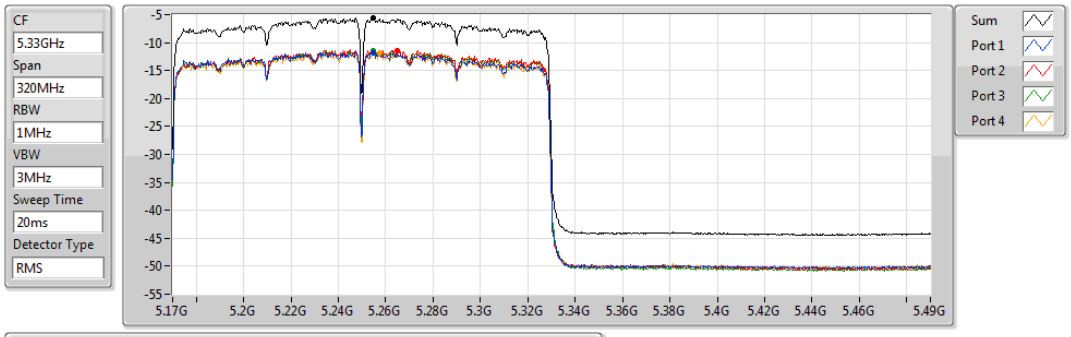

Sum	PD	Port 1	Port 2	Port 3	Port 4
(dBm/RBW)	(dBm/RBW)	(dBm/RBW)	(dBm/RBW)	(dBm/RBW)	(dBm/RBW)
-5.68	-5.68	-11.88	-11.38	-11.52	-11.83

For Radio 1:
For Indoor/Outdoor use for 5G Band 1~4:
Mode 1: (Ant. 5 Panel antenna / 3 dBi)
For Non-beamforming / 4T1S mode
Summary

Mode	Result	Type	Freq (Hz)	Level (dBuV/m)	Limit (dBuV/m)	Margin (dB)	Factor (dB)	Dist (m)	Condition	Azimuth (°)	Height (m)	Comments
5.25-5.35GHz	-	-	-	-	-	-	-	-	-	-	-	-
802.11ax HEW20_Nss1,(MCS0)_4TX	Pass	AV	15.7822G	53.98	54.00	-0.02	14.16	3	Horizontal	112	1.46	-

802.11a_Nss1,(6Mbps)_4TX

5260MHz_TX

27/02/2019

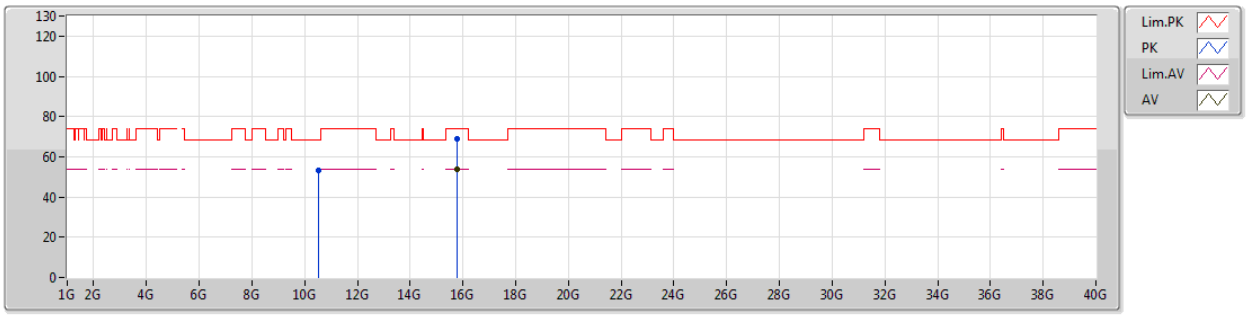

EUT X_4TX
Setting 85
01-J-5
FSU
ANT6

Type	Freq	Level	Limit	Margin	Factor	Dist	Condition	Azimuth	Height	Comments
	(Hz)	(dBuV/m)	(dBuV/m)	(dB)	(dB)	(m)		(°)	(m)	
PK	10.532G	53.12	68.20	-15.08	11.08	3	Vertical	205	1.47	-
PK	15.7736G	68.91	74.00	-5.09	14.18	3	Vertical	24	2.29	-
AV	15.7749G	53.84	54.00	-0.16	14.18	3	Vertical	24	2.29	-

802.11a_Nss1,(6Mbps)_4TX

5260MHz_TX

27/02/2019

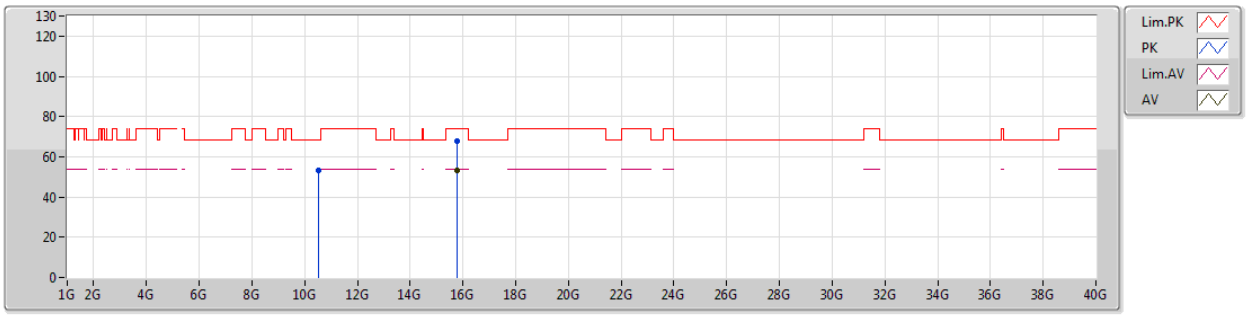

EUT X_4TX
Setting 85
01-J-5
FSU
ANT6

Type	Freq	Level	Limit	Margin	Factor	Dist	Condition	Azimuth	Height	Comments
	(Hz)	(dBuV/m)	(dBuV/m)	(dB)	(dB)	(m)		(°)	(m)	
PK	10.514G	53.05	68.20	-15.15	11.06	3	Horizontal	200	1.99	-
PK	15.7813G	68.05	74.00	-5.95	14.16	3	Horizontal	112	1.40	-
AV	15.7825G	52.96	54.00	-1.04	14.16	3	Horizontal	112	1.40	-

802.11a_Nss1,(6Mbps)_4TX

5300MHz_TX

27/02/2019

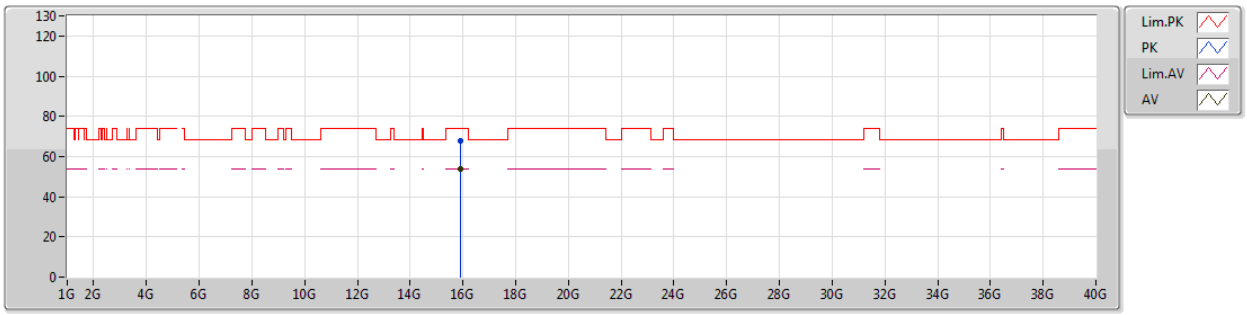

EUT X_4TX
Setting 90
01-J-5
FSU
ANT6

Type	Freq	Level	Limit	Margin	Factor	Dist	Condition	Azimuth	Height	Comments
	(Hz)	(dBuV/m)	(dBuV/m)	(dB)	(dB)	(m)		(°)	(m)	
PK	15.8934G	67.81	74.00	-6.19	14.02	3	Vertical	159	1.58	-
AV	15.8949G	53.86	54.00	-0.14	14.02	3	Vertical	159	1.58	-

802.11a_Nss1,(6Mbps)_4TX

5300MHz_TX

27/02/2019

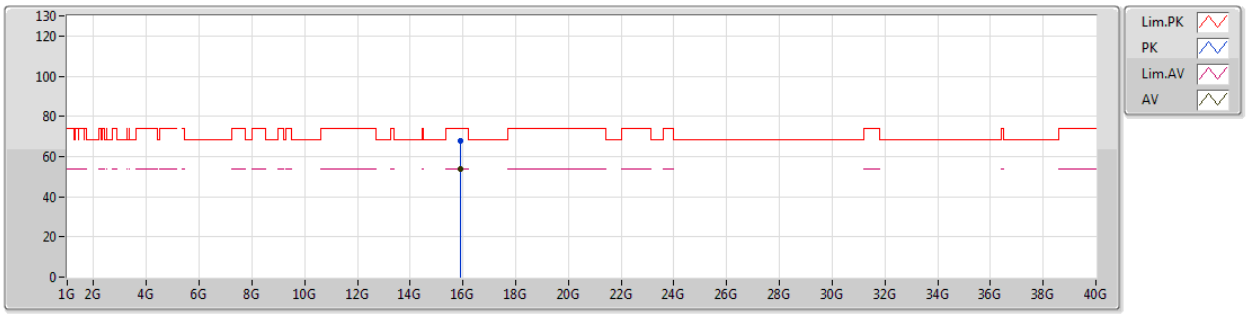

EUT X_4TX
Setting 90
01-J-5
FSU
ANT6

Type	Freq	Level	Limit	Margin	Factor	Dist	Condition	Azimuth	Height	Comments
	(Hz)	(dBuV/m)	(dBuV/m)	(dB)	(dB)	(m)		(°)	(m)	
PK	15.8995G	67.96	74.00	-6.04	14.02	3	Horizontal	113	2.97	-
AV	15.9011G	53.95	54.00	-0.05	14.02	3	Horizontal	113	2.97	-

802.11a_Nss1,(6Mbps)_4TX

5320MHz_TX

27/02/2019

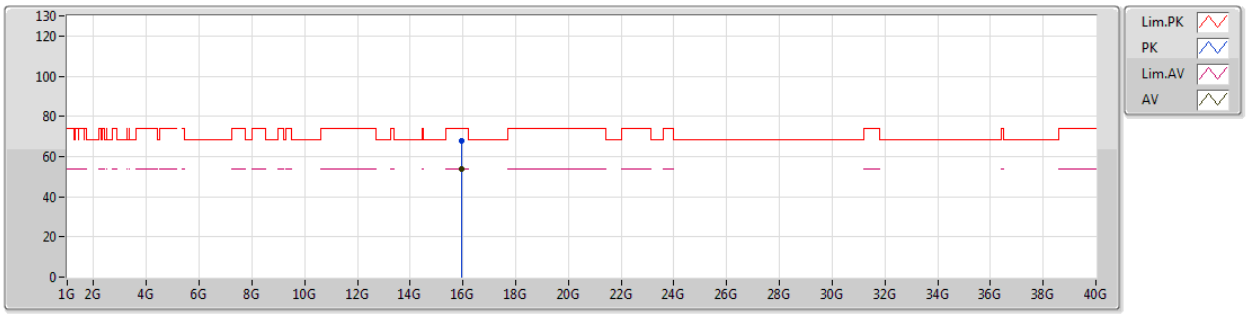

EUT X_4TX
Setting 89
01-J-5
FSU
ANT6

Type	Freq	Level	Limit	Margin	Factor	Dist	Condition	Azimuth	Height	Comments
	(Hz)	(dBuV/m)	(dBuV/m)	(dB)	(dB)	(m)		(°)	(m)	
PK	15.9596G	67.74	74.00	-6.26	13.95	3	Vertical	359	1.57	-
AV	15.9572G	53.92	54.00	-0.08	13.96	3	Vertical	359	1.57	-

802.11a_Nss1,(6Mbps)_4TX

5320MHz_TX

27/02/2019

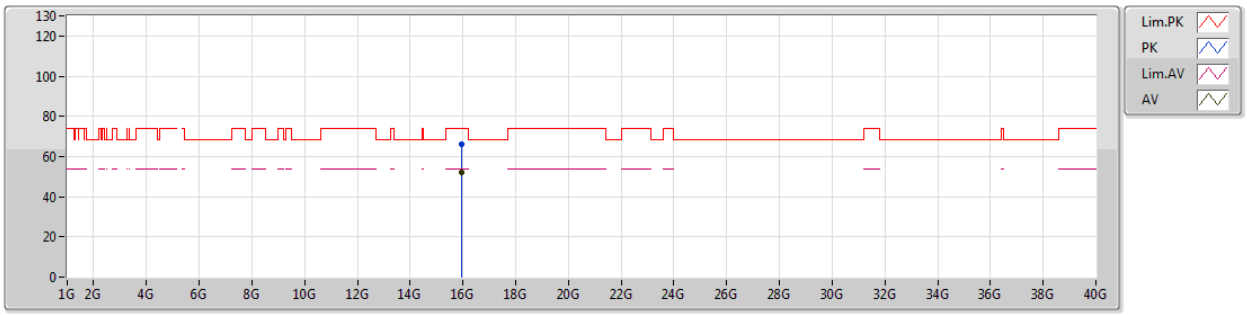

EUT X_4TX
Setting 89
01-J-5
FSU
ANT6

Type	Freq	Level	Limit	Margin	Factor	Dist	Condition	Azimuth	Height	Comments
	(Hz)	(dBuV/m)	(dBuV/m)	(dB)	(dB)	(m)		(°)	(m)	
PK	15.9535G	66.39	74.00	-7.61	13.96	3	Horizontal	138	1.21	-
AV	15.9572G	52.20	54.00	-1.80	13.96	3	Horizontal	138	1.21	-

802.11a_Nss1,(6Mbps)_4TX

5500MHz_TX

27/02/2019

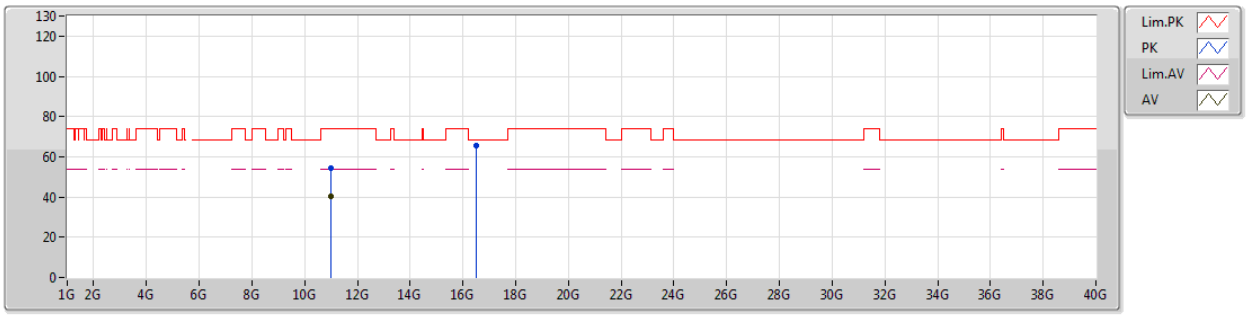

EUT X_4TX
Setting 85
01-J-5
FSU
ANT6

Type	Freq	Level	Limit	Margin	Factor	Dist	Condition	Azimuth	Height	Comments
	(Hz)	(dBuV/m)	(dBuV/m)	(dB)	(dB)	(m)		(°)	(m)	
PK	10.9879G	54.09	74.00	-19.91	11.69	3	Vertical	229	1.27	-
AV	10.9985G	40.11	54.00	-13.89	11.71	3	Vertical	229	1.27	-
PK	16.4995G	65.77	68.20	-2.43	15.75	3	Vertical	4	1.42	-

802.11a_Nss1,(6Mbps)_4TX

5500MHz_TX

27/02/2019

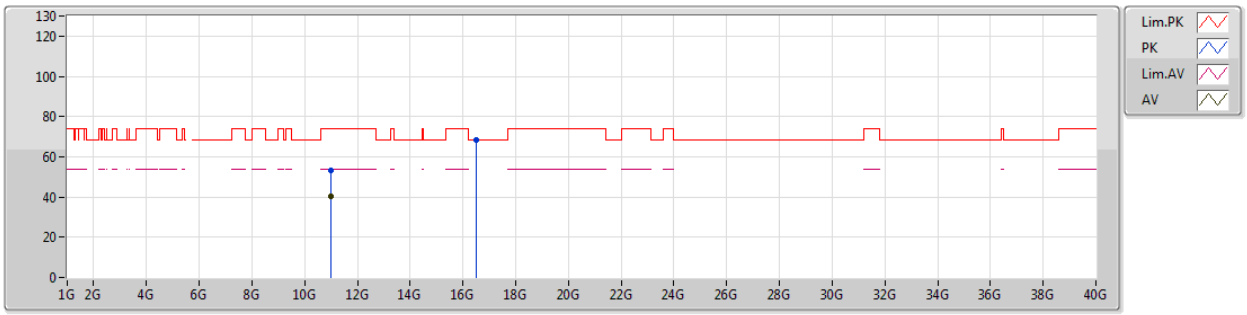

EUT X_4TX
Setting 85
01-J-5
FSU
ANT6

Type	Freq	Level	Limit	Margin	Factor	Dist	Condition	Azimuth	Height	Comments
	(Hz)	(dBuV/m)	(dBuV/m)	(dB)	(dB)	(m)		(°)	(m)	
PK	11G	53.33	74.00	-20.67	11.71	3	Horizontal	81	1.13	-
AV	10.9818G	40.13	54.00	-13.87	11.69	3	Horizontal	81	1.13	-
PK	16.512G	68.18	68.20	-0.02	15.81	3	Horizontal	99	1.85	-

802.11a_Nss1,(6Mbps)_4TX

5580MHz_TX

27/02/2019

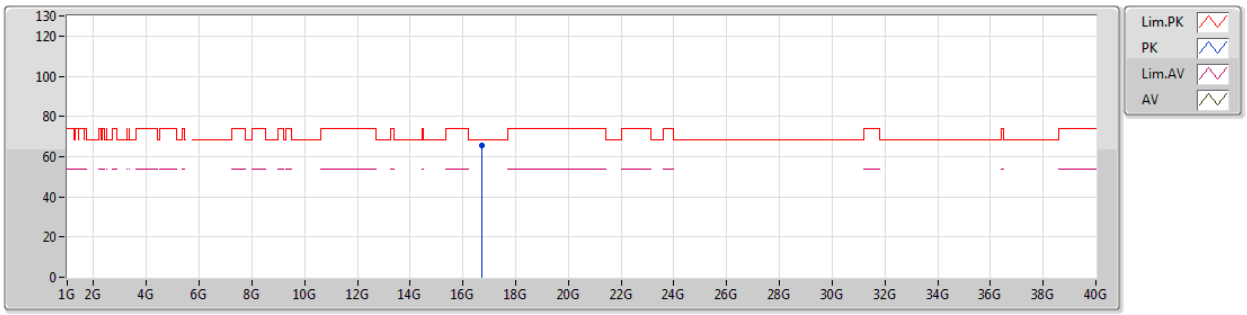

EUT X_4TX
Setting 88
01-J-5
FSU
ANT6

Type	Freq	Level	Limit	Margin	Factor	Dist	Condition	Azimuth	Height	Comments
	(Hz)	(dBuV/m)	(dBuV/m)	(dB)	(dB)	(m)		(°)	(m)	
PK	16.7345G	65.54	68.20	-2.66	16.63	3	Vertical	201	1.50	-

802.11a_Nss1,(6Mbps)_4TX

5580MHz_TX

27/02/2019

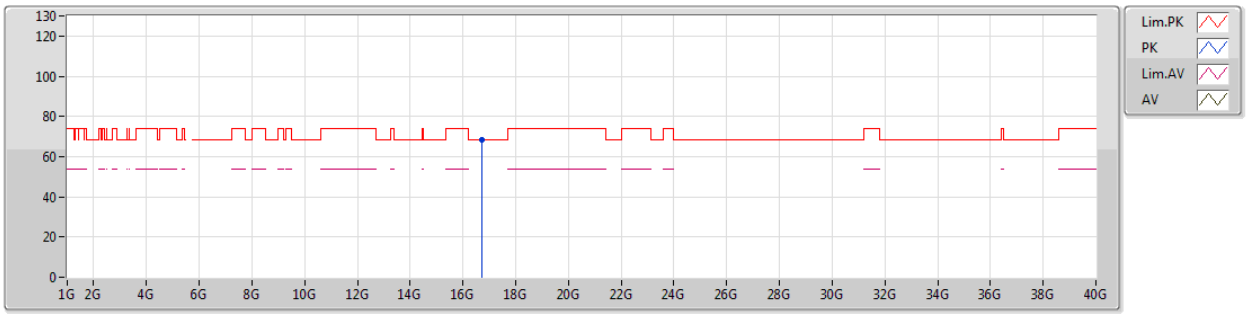

EUT X_4TX
Setting 88
01-J-5
FSU
ANT6

Type	Freq	Level	Limit	Margin	Factor	Dist	Condition	Azimuth	Height	Comments
	(Hz)	(dBuV/m)	(dBuV/m)	(dB)	(dB)	(m)		(°)	(m)	
PK	16.7341G	68.12	68.20	-0.08	16.63	3	Horizontal	80	1.40	-

802.11a_Nss1,(6Mbps)_4TX

5700MHz_TX

27/02/2019

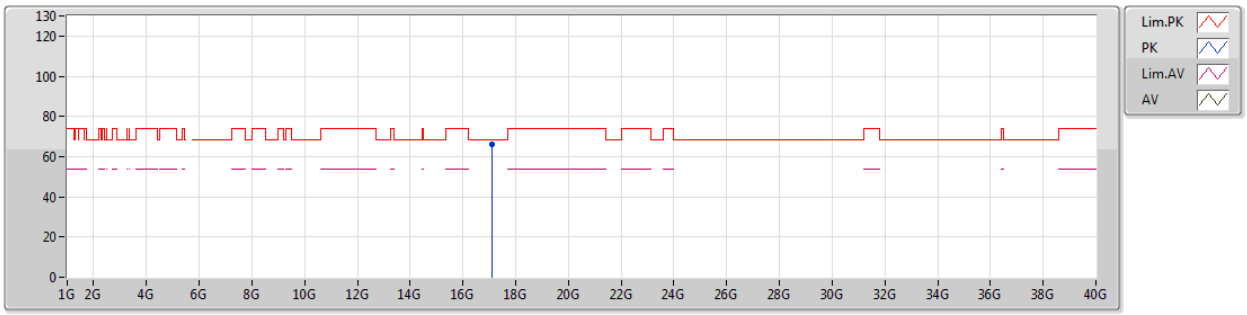

EUT X_4TX
Setting 86
01-J-5
FSU
ANT6

Type	Freq	Level	Limit	Margin	Factor	Dist	Condition	Azimuth	Height	Comments
	(Hz)	(dBuV/m)	(dBuV/m)	(dB)	(dB)	(m)		(°)	(m)	
PK	17.0919G	66.25	68.20	-1.95	17.79	3	Vertical	253	1.51	-

802.11a_Nss1,(6Mbps)_4TX

5700MHz_TX

27/02/2019

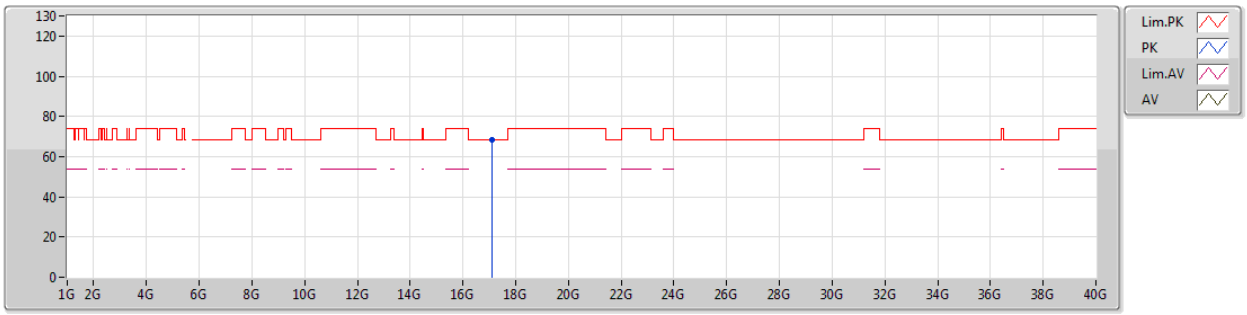

EUT X_4TX
Setting 86
01-J-5
FSU
ANT6

Type	Freq	Level	Limit	Margin	Factor	Dist	Condition	Azimuth	Height	Comments
	(Hz)	(dBuV/m)	(dBuV/m)	(dB)	(dB)	(m)		(°)	(m)	
PK	17.0996G	68.18	68.20	-0.02	17.80	3	Horizontal	243	1.50	-

802.11a_Nss1,(6Mbps)_4TX

5720MHz Straddle 5.47-5.725GHz_TX

27/02/2019

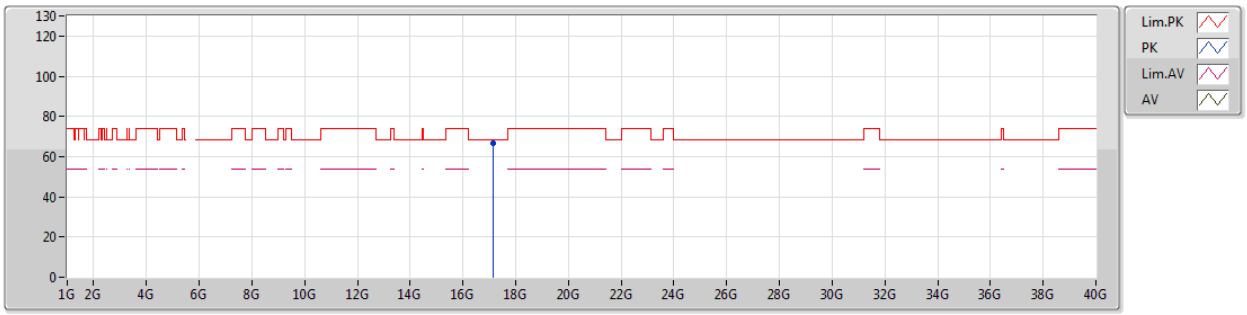

EUT X_4TX
Setting 88
01-J-5
FSU
ANT6

Type	Freq	Level	Limit	Margin	Factor	Dist	Condition	Azimuth	Height	Comments
	(Hz)	(dBuV/m)	(dBuV/m)	(dB)	(dB)	(m)		(°)	(m)	
PK	17.1518G	66.41	68.20	-1.79	17.89	3	Vertical	253	1.50	-

802.11a_Nss1,(6Mbps)_4TX

5720MHz Straddle 5.47-5.725GHz_TX

27/02/2019

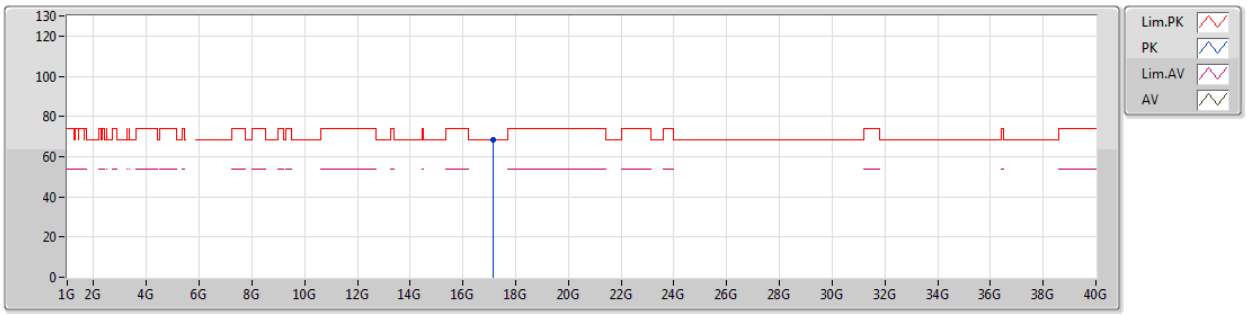

EUT X_4TX
Setting 88
01-J-5
FSU
ANT6

Type	Freq	Level	Limit	Margin	Factor	Dist	Condition	Azimuth	Height	Comments
	(Hz)	(dBuV/m)	(dBuV/m)	(dB)	(dB)	(m)		(°)	(m)	
PK	17.1593G	68.17	68.20	-0.03	17.90	3	Horizontal	242	1.50	-

802.11ax HEW20_Nss1,(MCS0)_4TX

5260MHz_TX

27/02/2019

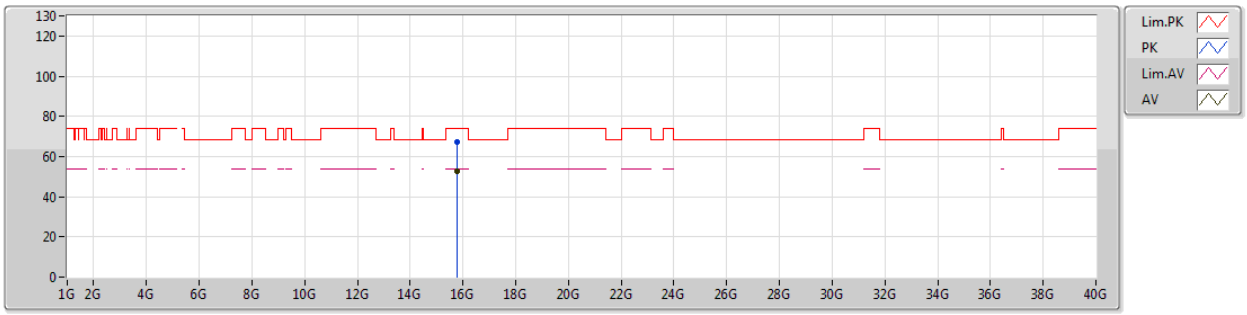

EUT X_4TX
Setting 89
01-J-5
FSU
ANT6

Type	Freq	Level	Limit	Margin	Factor	Dist	Condition	Azimuth	Height	Comments
	(Hz)	(dBuV/m)	(dBuV/m)	(dB)	(dB)	(m)		(°)	(m)	
PK	15.7815G	67.42	74.00	-6.58	14.16	3	Vertical	22	2.70	-
AV	15.7817G	52.76	54.00	-1.24	14.16	3	Vertical	22	2.70	-

802.11ax HEW20_Nss1,(MCS0)_4TX

5260MHz_TX

27/02/2019

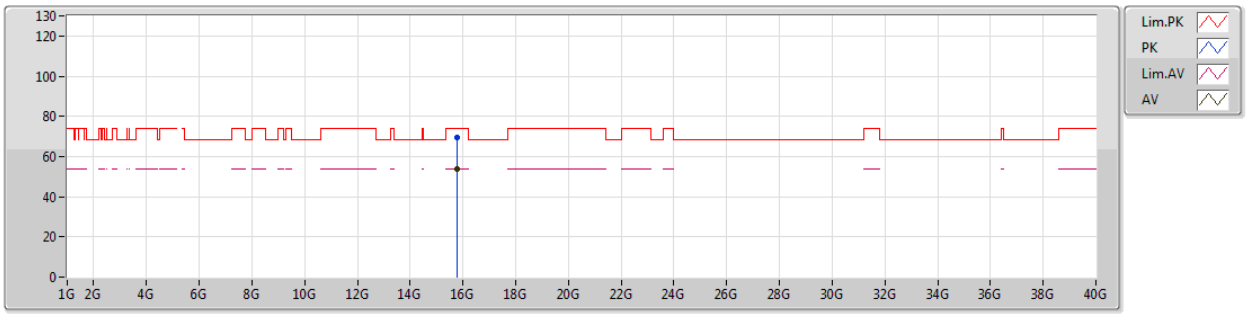

EUT X_4TX
Setting 89
01-J-5
FSU
ANT6

Type	Freq	Level	Limit	Margin	Factor	Dist	Condition	Azimuth	Height	Comments
	(Hz)	(dBuV/m)	(dBuV/m)	(dB)	(dB)	(m)		(°)	(m)	
PK	15.7872G	69.28	74.00	-4.72	14.16	3	Horizontal	112	1.46	-
AV	15.7822G	53.98	54.00	-0.02	14.16	3	Horizontal	112	1.46	-

802.11ax HEW20_Nss1,(MCS0)_4TX

5300MHz_TX

27/02/2019

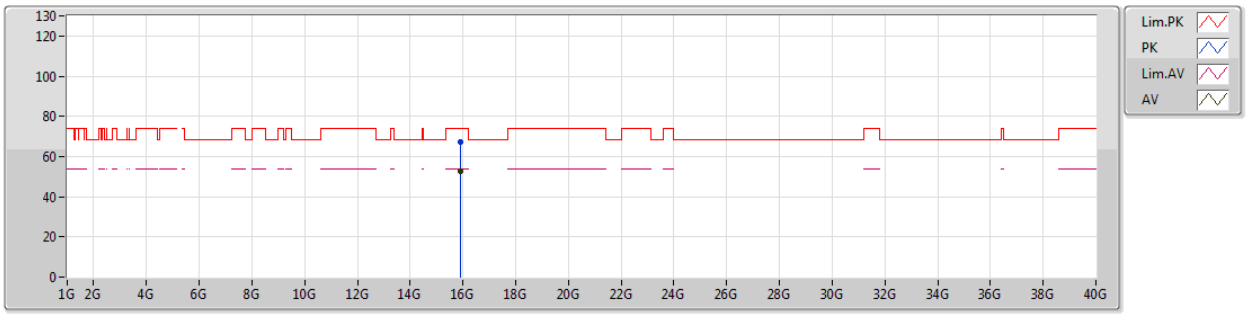

EUT X_4TX
Setting 95
01-J-5
FSU
ANT6

Type	Freq	Level	Limit	Margin	Factor	Dist	Condition	Azimuth	Height	Comments
	(Hz)	(dBuV/m)	(dBuV/m)	(dB)	(dB)	(m)		(°)	(m)	
PK	15.8972G	67.17	74.00	-6.83	14.03	3	Vertical	159	1.49	-
AV	15.8986G	52.93	54.00	-1.07	14.03	3	Vertical	159	1.49	-

802.11ax HEW20_Nss1,(MCS0)_4TX

5300MHz_TX

27/02/2019

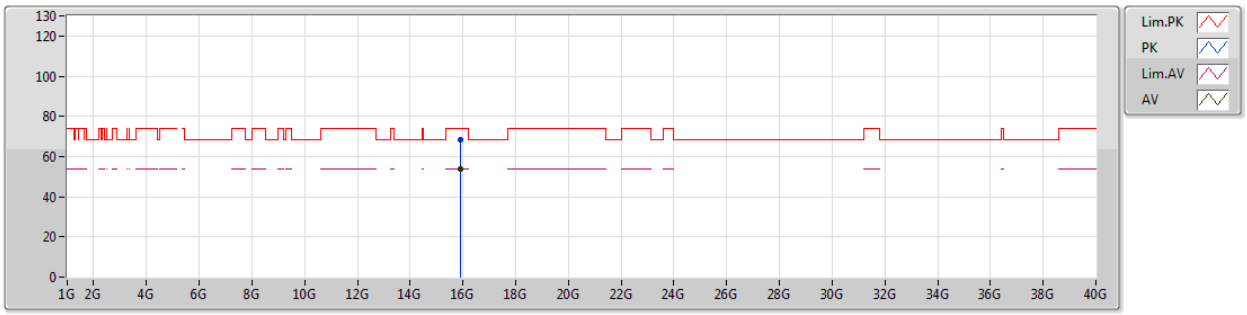

EUT X_4TX
Setting 95
01-J-5
FSU
ANT6

Type	Freq	Level	Limit	Margin	Factor	Dist	Condition	Azimuth	Height	Comments
	(Hz)	(dBuV/m)	(dBuV/m)	(dB)	(dB)	(m)		(°)	(m)	
PK	15.8971G	68.29	74.00	-5.71	14.03	3	Horizontal	111	1.48	-
AV	15.8971G	53.86	54.00	-0.14	14.03	3	Horizontal	111	1.48	-

802.11ax HEW20_Nss1,(MCS0)_4TX

5320MHz_TX

27/02/2019

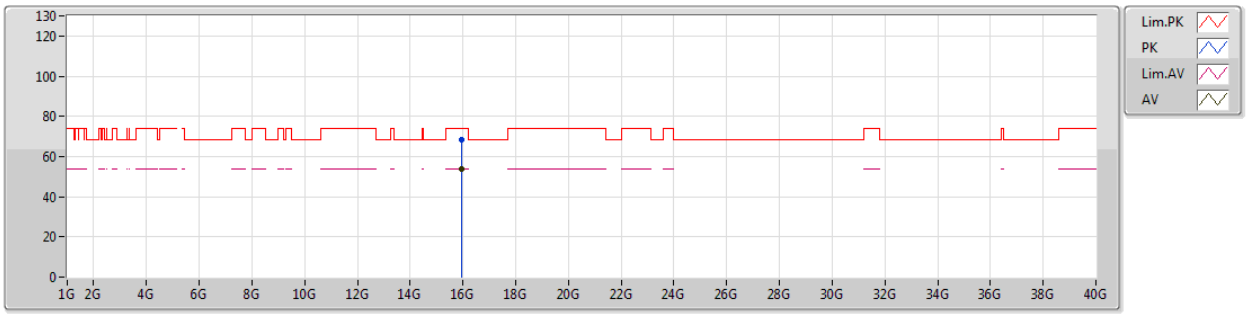

EUT X_4TX
Setting 97
01-J-5
FSU
ANT6

Type	Freq	Level	Limit	Margin	Factor	Dist	Condition	Azimuth	Height	Comments
	(Hz)	(dBuV/m)	(dBuV/m)	(dB)	(dB)	(m)		(°)	(m)	
PK	15.9671G	68.42	74.00	-5.58	13.94	3	Vertical	39	1.95	-
AV	15.9569G	53.94	54.00	-0.06	13.96	3	Vertical	39	1.95	-

802.11ax HEW20_Nss1,(MCS0)_4TX

5320MHz_TX

27/02/2019

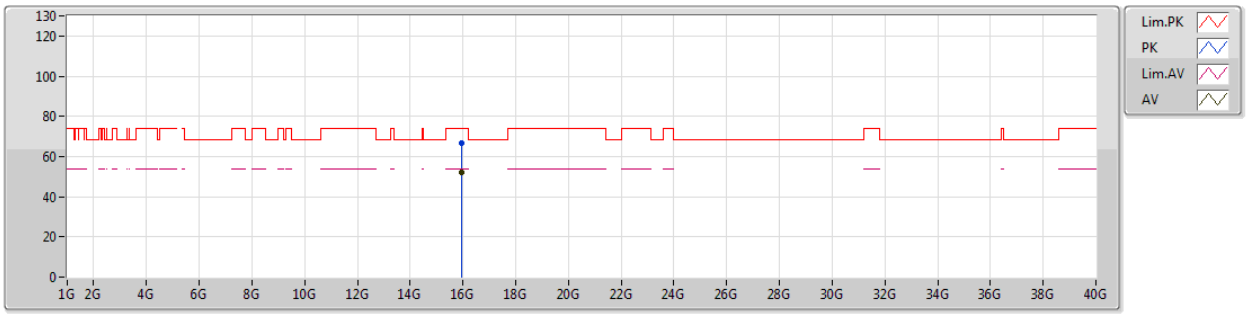

EUT X_4TX
Setting 97
01-J-5
FSU
ANT6

Type	Freq	Level	Limit	Margin	Factor	Dist	Condition	Azimuth	Height	Comments
	(Hz)	(dBuV/m)	(dBuV/m)	(dB)	(dB)	(m)		(°)	(m)	
PK	15.9568G	66.53	74.00	-7.47	13.96	3	Horizontal	70	2.13	-
AV	15.9594G	52.17	54.00	-1.83	13.95	3	Horizontal	70	2.13	-

802.11ax HEW20_Nss1,(MCS0)_4TX

5500MHz_TX

27/02/2019

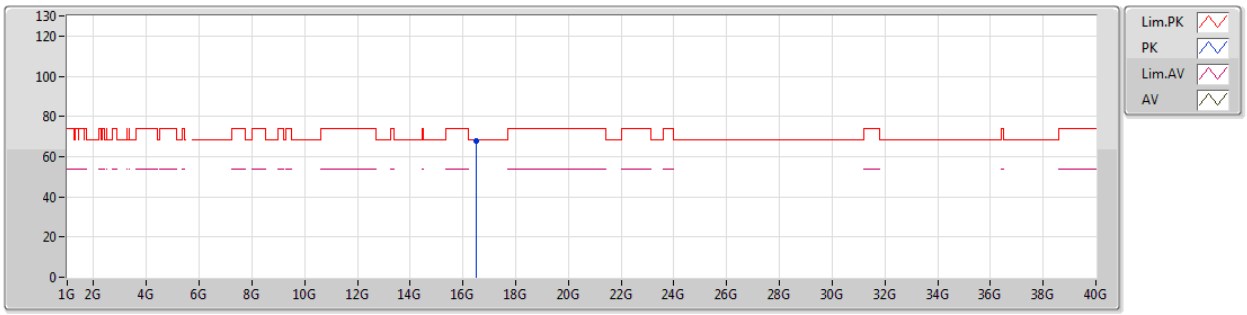

EUT X_4TX
Setting 95
01-J-5
FSU
ANT6

Type	Freq	Level	Limit	Margin	Factor	Dist	Condition	Azimuth	Height	Comments
	(Hz)	(dBuV/m)	(dBuV/m)	(dB)	(dB)	(m)		(°)	(m)	
PK	16.489G	68.02	68.20	-0.18	15.71	3	Vertical	4	2.53	-

802.11ax HEW20_Nss1,(MCS0)_4TX

5500MHz_TX

04/03/2019

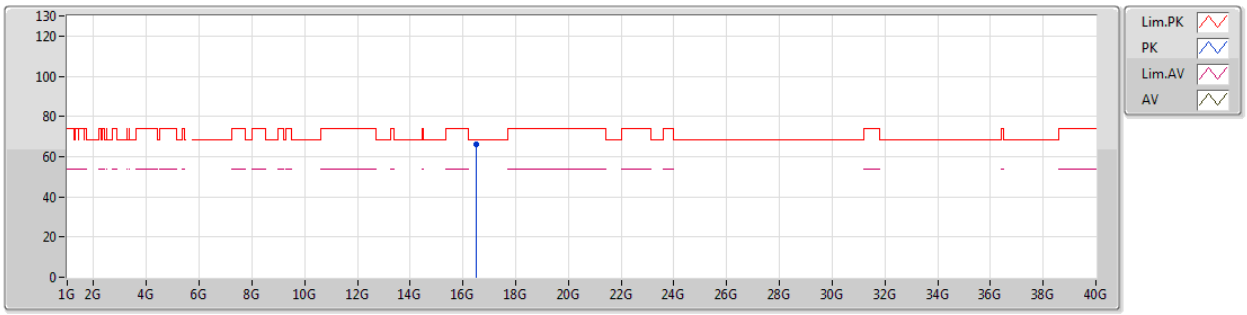

EUT X_4TX
Setting 95
01-J-5
FSU
ANT6

Type	Freq	Level	Limit	Margin	Factor	Dist	Condition	Azimuth	Height	Comments
	(Hz)	(dBuV/m)	(dBuV/m)	(dB)	(dB)	(m)		(°)	(m)	
PK	16.5094G	66.16	68.20	-2.04	15.80	3	Horizontal	120	1.58	-

802.11ax HEW20_Nss1,(MCS0)_4TX

5580MHz_TX

27/02/2019

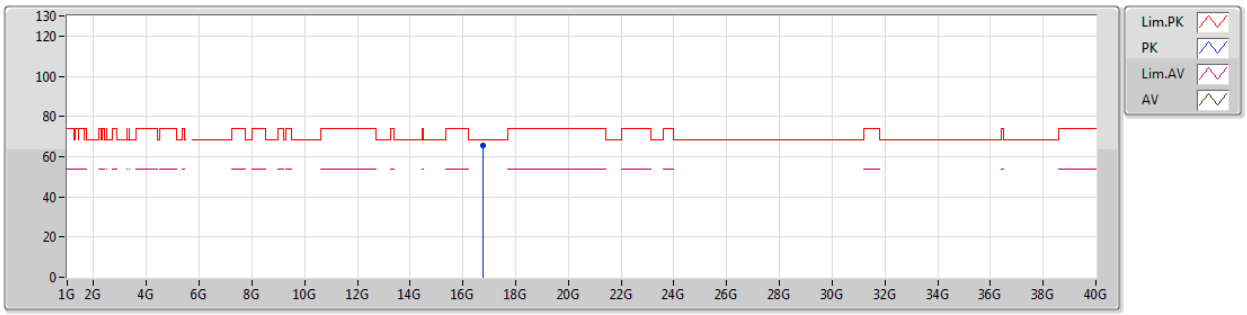

EUT X_4TX
Setting 92
01-J-5
FSU
ANT6

Type	Freq	Level	Limit	Margin	Factor	Dist	Condition	Azimuth	Height	Comments
	(Hz)	(dBuV/m)	(dBuV/m)	(dB)	(dB)	(m)		(°)	(m)	
PK	16.7433G	65.76	68.20	-2.44	16.66	3	Vertical	201	1.45	-

802.11ax HEW20_Nss1,(MCS0)_4TX

5580MHz_TX

27/02/2019

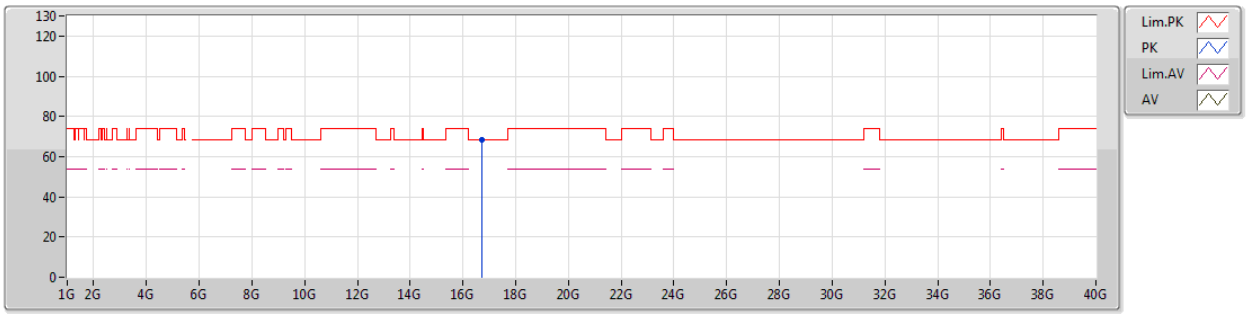

EUT X_4TX
Setting 92
01-J-5
FSU
ANT6

Type	Freq	Level	Limit	Margin	Factor	Dist	Condition	Azimuth	Height	Comments
	(Hz)	(dBuV/m)	(dBuV/m)	(dB)	(dB)	(m)		(°)	(m)	
PK	16.7318G	68.15	68.20	-0.05	16.62	3	Horizontal	80	1.36	-

802.11ax HEW20_Nss1,(MCS0)_4TX

5700MHz_TX

27/02/2019

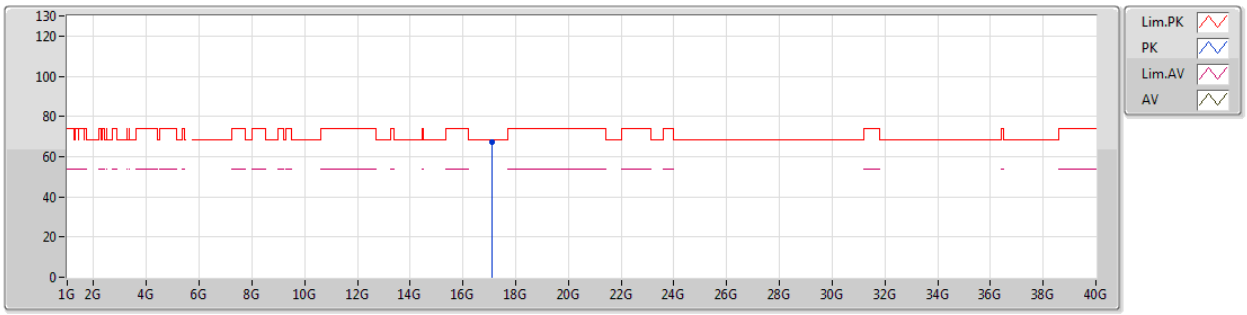

EUT X_4TX
Setting 92
01-J-5
FSU
ANT6

Type	Freq	Level	Limit	Margin	Factor	Dist	Condition	Azimuth	Height	Comments
	(Hz)	(dBuV/m)	(dBuV/m)	(dB)	(dB)	(m)		(°)	(m)	
PK	17.0915G	67.09	68.20	-1.11	17.79	3	Vertical	252	1.50	-

802.11ax HEW20_Nss1,(MCS0)_4TX

5700MHz_TX

27/02/2019

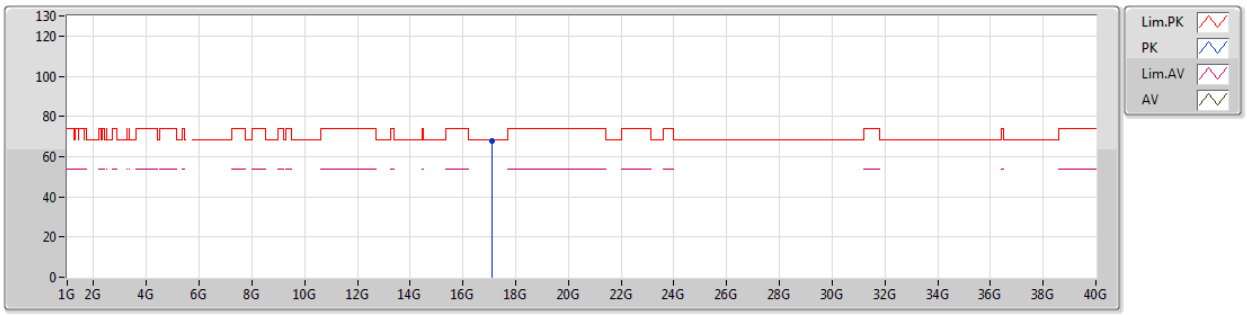

EUT X_4TX
Setting 92
01-J-5
FSU
ANT6

Type	Freq	Level	Limit	Margin	Factor	Dist	Condition	Azimuth	Height	Comments
	(Hz)	(dBuV/m)	(dBuV/m)	(dB)	(dB)	(m)		(°)	(m)	
PK	17.0946G	68.01	68.20	-0.19	17.79	3	Horizontal	242	1.50	-

802.11ax HEW20_Nss1,(MCS0)_4TX

5720MHz Straddle 5.47-5.725GHz_TX

04/03/2019

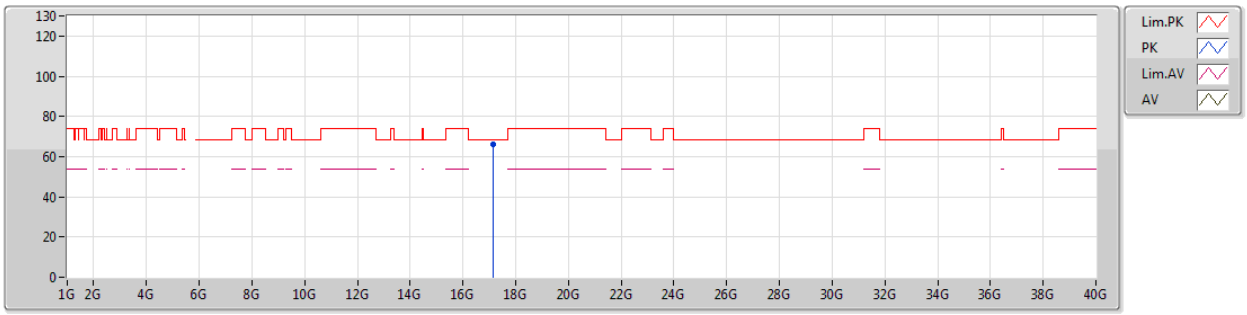

EUT X_4TX
Setting 92
01-J-5
FSU
ANT6

Type	Freq	Level	Limit	Margin	Factor	Dist	Condition	Azimuth	Height	Comments
	(Hz)	(dBuV/m)	(dBuV/m)	(dB)	(dB)	(m)		(°)	(m)	
PK	17.1561G	66.11	68.20	-2.09	17.90	3	Vertical	253	1.50	-

802.11ax HEW20_Nss1,(MCS0)_4TX

5720MHz Straddle 5.47-5.725GHz_TX

04/03/2019

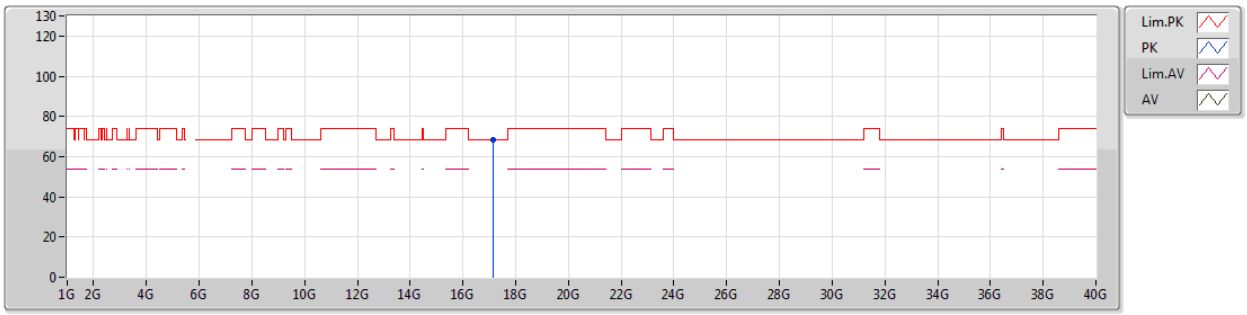

EUT X_4TX
Setting 92
01-J-5
FSU
ANT6

Type	Freq	Level	Limit	Margin	Factor	Dist	Condition	Azimuth	Height	Comments
	(Hz)	(dBuV/m)	(dBuV/m)	(dB)	(dB)	(m)		(°)	(m)	
PK	17.1606G	68.16	68.20	-0.04	17.90	3	Horizontal	241	1.50	-

802.11ax HEW40_Nss1,(MCS0)_4TX

5270MHz_TX

04/03/2019

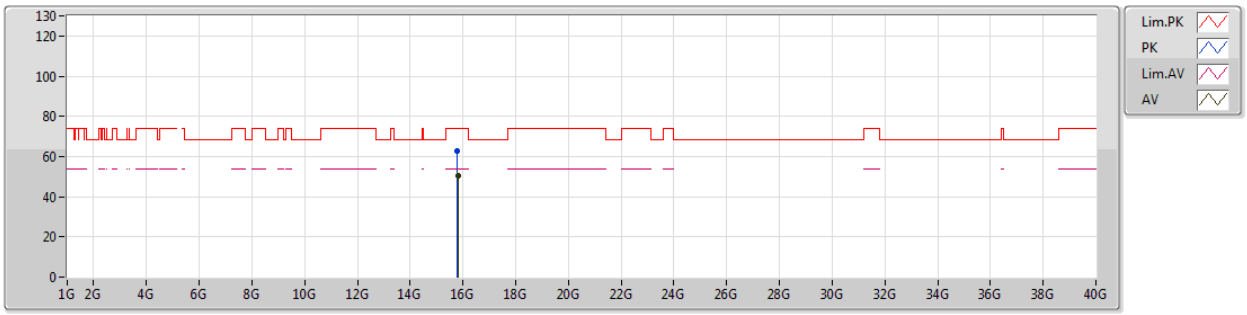

EUT X_4TX
Setting 89
01-J-4
FSU
ANT6

Type	Freq	Level	Limit	Margin	Factor	Dist	Condition	Azimuth	Height	Comments
	(Hz)	(dBuV/m)	(dBuV/m)	(dB)	(dB)	(m)		(°)	(m)	
PK	15.7988G	62.84	74.00	-11.16	14.14	3	Vertical	38	2.81	-
AV	15.8041G	50.47	54.00	-3.53	14.14	3	Vertical	38	2.81	-

802.11ax HEW40_Nss1,(MCS0)_4TX

5270MHz_TX

04/03/2019

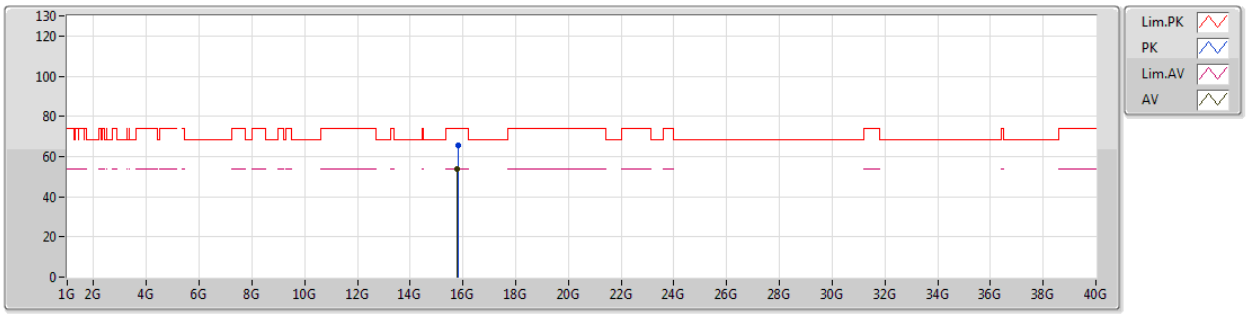

EUT X_4TX
Setting 89
01-J-4
FSU
ANT6

Type	Freq	Level	Limit	Margin	Factor	Dist	Condition	Azimuth	Height	Comments
	(Hz)	(dBuV/m)	(dBuV/m)	(dB)	(dB)	(m)		(°)	(m)	
PK	15.8035G	65.55	74.00	-8.45	14.14	3	Horizontal	28	2.18	-
AV	15.7936G	53.78	54.00	-0.22	14.15	3	Horizontal	28	2.18	-

802.11ax HEW40_Nss1,(MCS0)_4TX

5310MHz_TX

04/03/2019

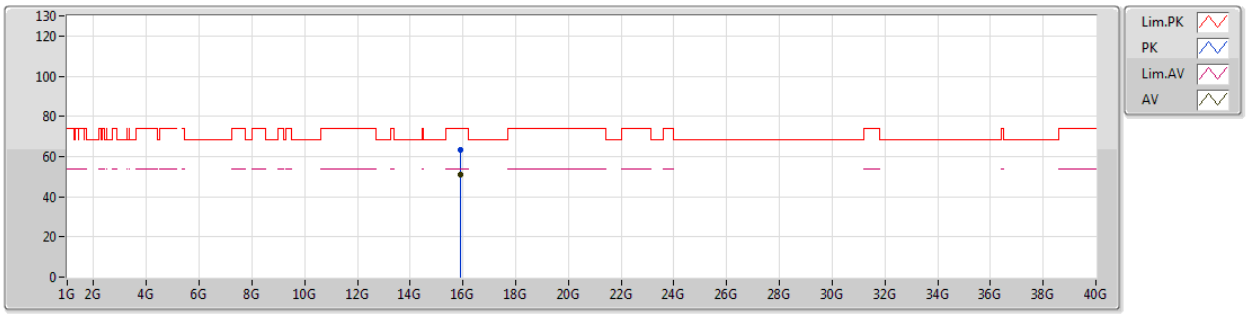

EUT X_4TX
Setting 97
01-J-4
FSU
ANT6

Type	Freq	Level	Limit	Margin	Factor	Dist	Condition	Azimuth	Height	Comments
	(Hz)	(dBuV/m)	(dBuV/m)	(dB)	(dB)	(m)		(°)	(m)	
PK	15.9122G	63.33	74.00	-10.67	14.00	3	Vertical	23	1.47	-
AV	15.9273G	50.99	54.00	-3.01	13.98	3	Vertical	23	1.47	-

802.11ax HEW40_Nss1,(MCS0)_4TX

5310MHz_TX

04/03/2019

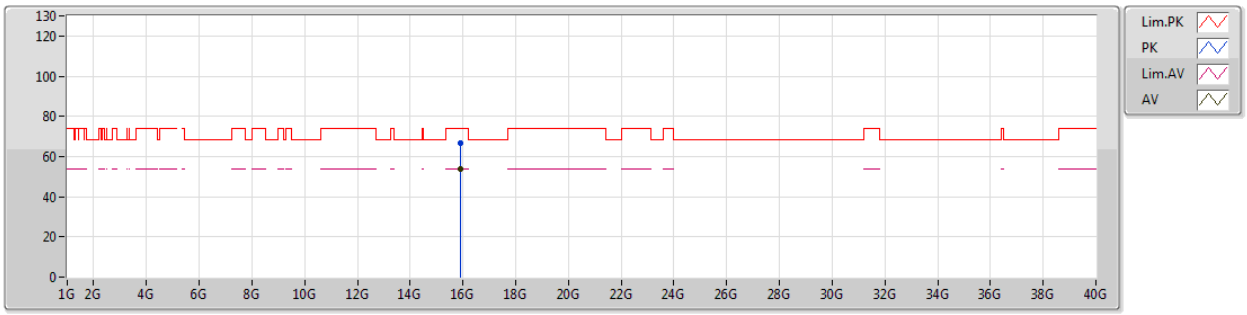

EUT X_4TX
Setting 97
01-J-4
FSU
ANT6

Type	Freq	Level	Limit	Margin	Factor	Dist	Condition	Azimuth	Height	Comments
	(Hz)	(dBuV/m)	(dBuV/m)	(dB)	(dB)	(m)		(°)	(m)	
PK	15.9223G	66.48	74.00	-7.52	14.00	3	Horizontal	29	2.17	-
AV	15.9182G	53.90	54.00	-0.10	14.00	3	Horizontal	29	2.17	-

802.11ax HEW40_Nss1,(MCS0)_4TX

5510MHz_TX

04/03/2019

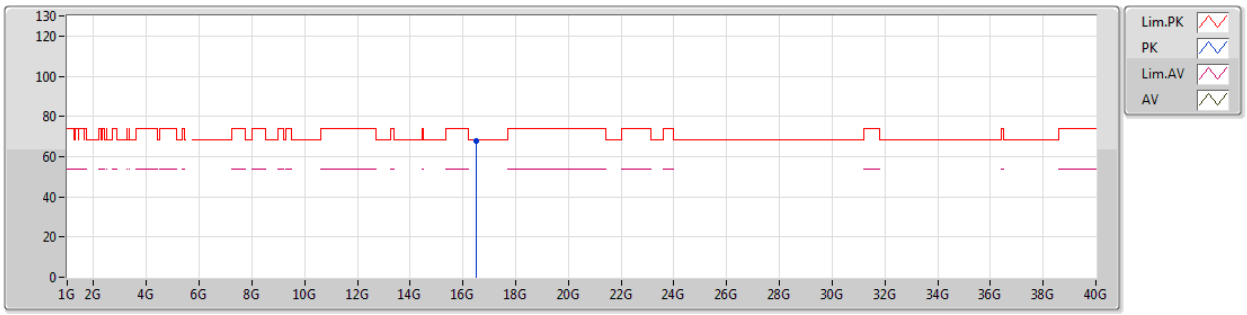

EUT X_4TX
Setting 104
01-J-4
FSU
ANT6

Type	Freq	Level	Limit	Margin	Factor	Dist	Condition	Azimuth	Height	Comments
	(Hz)	(dBuV/m)	(dBuV/m)	(dB)	(dB)	(m)		(°)	(m)	
PK	16.5222G	67.80	68.20	-0.40	15.85	3	Vertical	39	1.12	-

802.11ax HEW40_Nss1,(MCS0)_4TX

5510MHz_TX

04/03/2019

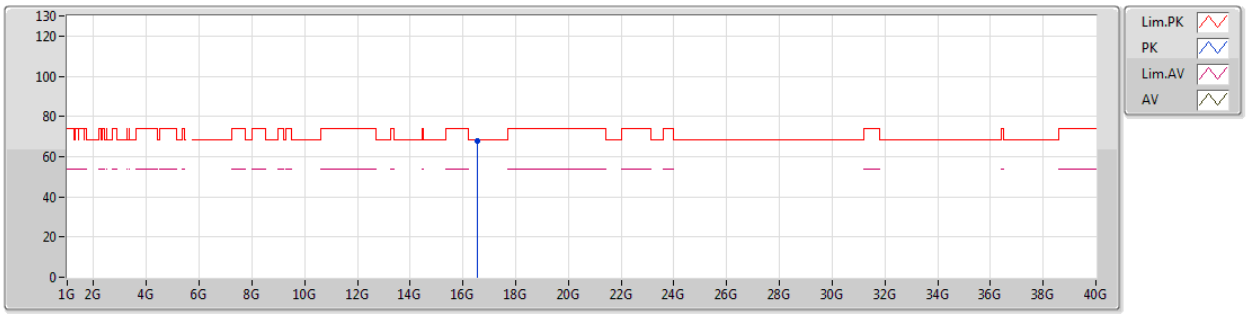

EUT X_4TX
Setting 104
01-J-4
FSU
ANT6

Type	Freq	Level	Limit	Margin	Factor	Dist	Condition	Azimuth	Height	Comments
	(Hz)	(dBuV/m)	(dBuV/m)	(dB)	(dB)	(m)		(°)	(m)	
PK	16.5357G	67.95	68.20	-0.25	15.90	3	Horizontal	33	2.56	-

802.11ax HEW40_Nss1,(MCS0)_4TX

5550MHz_TX

04/03/2019

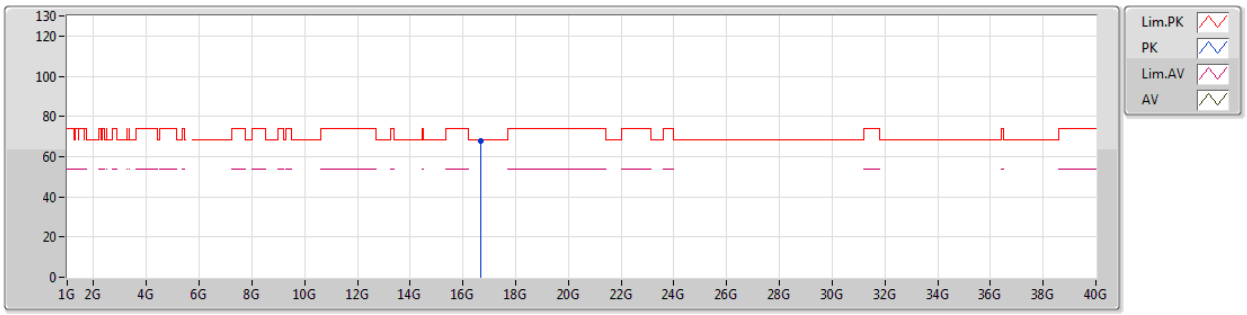

EUT X_4TX
Setting 100
01-J-4
FSU
ANT6

Type	Freq	Level	Limit	Margin	Factor	Dist	Condition	Azimuth	Height	Comments
	(Hz)	(dBuV/m)	(dBuV/m)	(dB)	(dB)	(m)		(°)	(m)	
PK	16.6586G	67.85	68.20	-0.35	16.36	3	Vertical	15	1.41	-

802.11ax HEW40_Nss1,(MCS0)_4TX

5550MHz_TX

04/03/2019

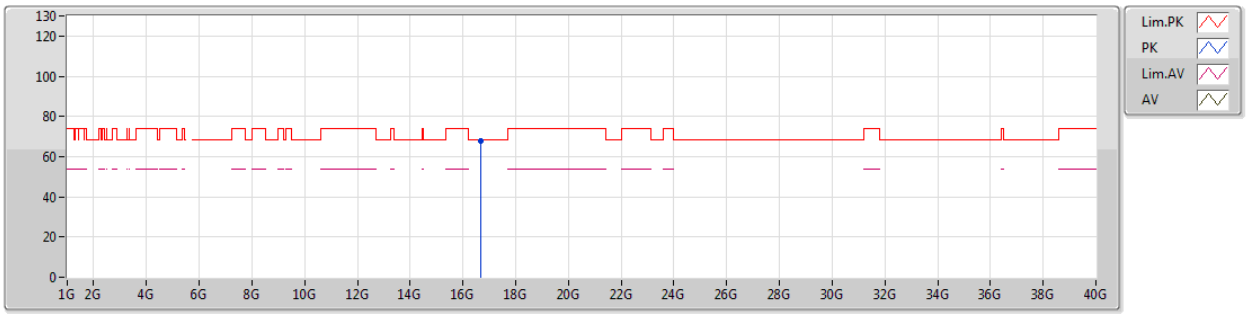

EUT X_4TX
Setting 100
01-J-4
FSU
ANT6

Type	Freq	Level	Limit	Margin	Factor	Dist	Condition	Azimuth	Height	Comments
	(Hz)	(dBuV/m)	(dBuV/m)	(dB)	(dB)	(m)		(°)	(m)	
PK	16.6617G	68.03	68.20	-0.17	16.36	3	Horizontal	340	1.62	-

802.11ax HEW40_Nss1,(MCS0)_4TX

5670MHz_TX

04/03/2019

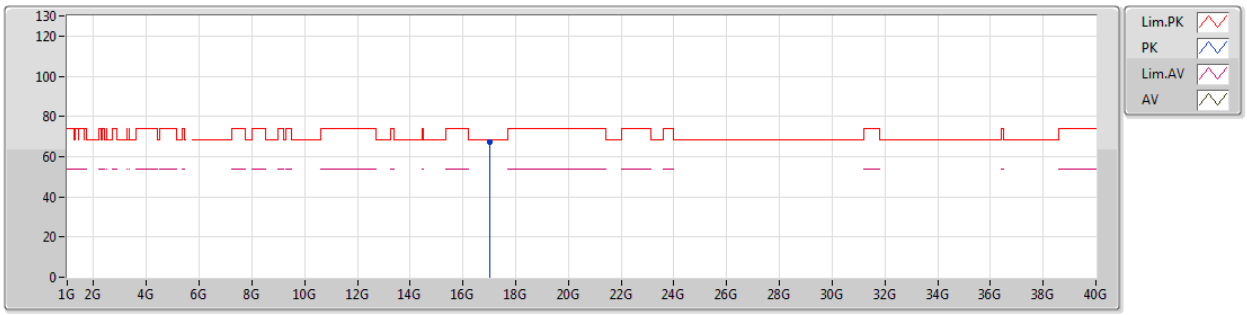

EUT X_4TX
Setting 98
01-J-4
FSU
ANT6

Type	Freq	Level	Limit	Margin	Factor	Dist	Condition	Azimuth	Height	Comments
	(Hz)	(dBuV/m)	(dBuV/m)	(dB)	(dB)	(m)		(°)	(m)	
PK	17.0041G	67.28	68.20	-0.92	17.63	3	Vertical	76	1.47	-

802.11ax HEW40_Nss1,(MCS0)_4TX

5670MHz_TX

04/03/2019

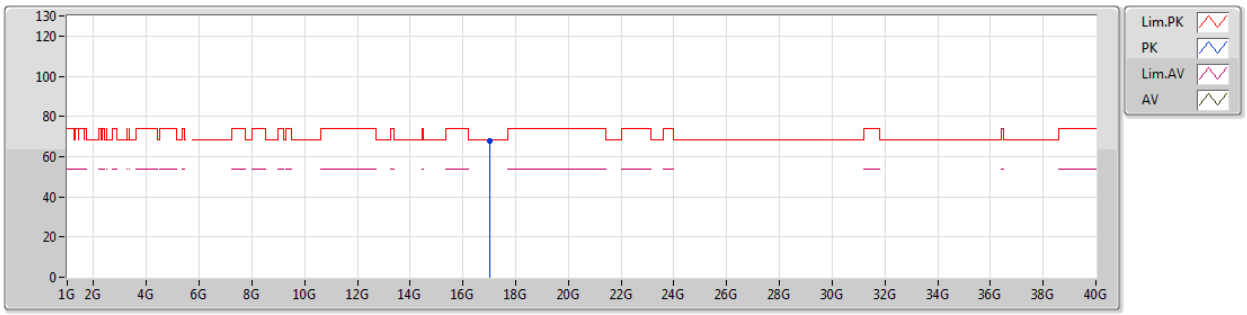

EUT X_4TX
Setting 98
01-J-4
FSU
ANT6

Type	Freq	Level	Limit	Margin	Factor	Dist	Condition	Azimuth	Height	Comments
	(Hz)	(dBuV/m)	(dBuV/m)	(dB)	(dB)	(m)		(°)	(m)	
PK	17.0163G	68.04	68.20	-0.16	17.65	3	Horizontal	38	1.50	-

802.11ax HEW40_Nss1,(MCS0)_4TX

5710MHz Straddle 5.47-5.725GHz_TX

04/03/2019

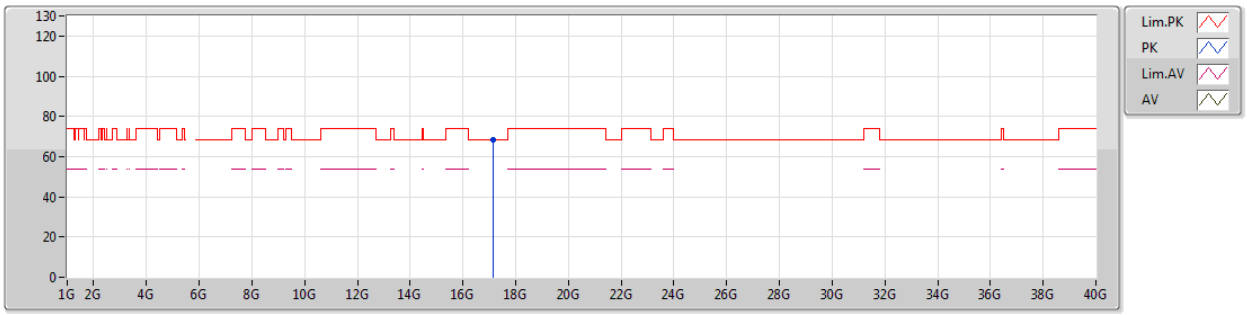

EUT X_4TX
Setting 97
01-J-4
FSU
ANT6

Type	Freq	Level	Limit	Margin	Factor	Dist	Condition	Azimuth	Height	Comments
	(Hz)	(dBuV/m)	(dBuV/m)	(dB)	(dB)	(m)		(°)	(m)	
PK	17.1362G	68.12	68.20	-0.08	17.86	3	Vertical	42	1.41	-

802.11ax HEW40_Nss1,(MCS0)_4TX

5710MHz Straddle 5.47-5.725GHz_TX

04/03/2019

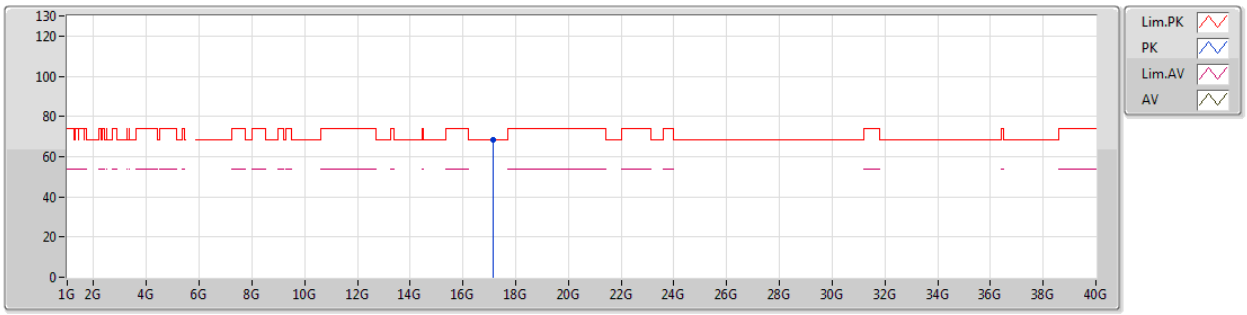

EUT X_4TX
Setting 97
01-J-4
FSU
ANT6

Type	Freq	Level	Limit	Margin	Factor	Dist	Condition	Azimuth	Height	Comments
	(Hz)	(dBuV/m)	(dBuV/m)	(dB)	(dB)	(m)		(°)	(m)	
PK	17.1362G	68.09	68.20	-0.11	17.86	3	Horizontal	41	1.60	-

802.11ax HEW80_Nss1,(MCS0)_4TX

5290MHz_TX

04/03/2019

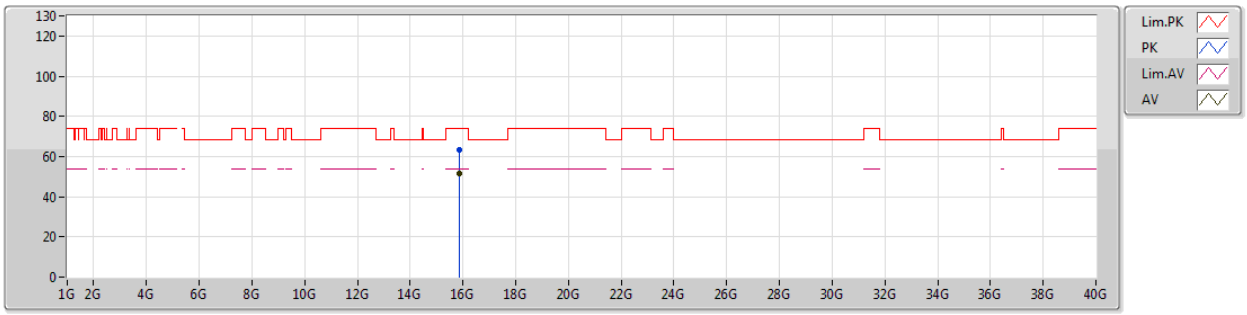

EUT X_4TX
Setting 98
01-J-4
FSU
ANT6

Type	Freq	Level	Limit	Margin	Factor	Dist	Condition	Azimuth	Height	Comments
	(Hz)	(dBuV/m)	(dBuV/m)	(dB)	(dB)	(m)		(°)	(m)	
PK	15.8731G	63.44	74.00	-10.56	14.05	3	Vertical	36	1.57	-
AV	15.8743G	51.33	54.00	-2.67	14.05	3	Vertical	36	1.57	-

802.11ax HEW80_Nss1,(MCS0)_4TX

5290MHz_TX

04/03/2019

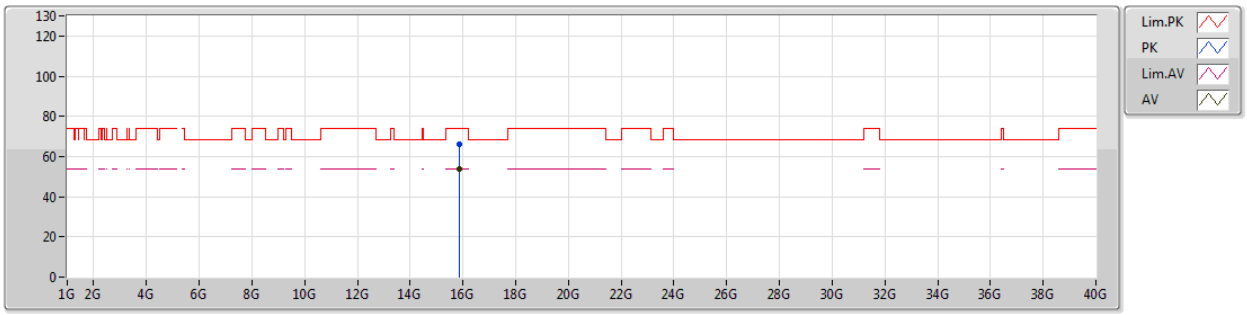

EUT X_4TX
Setting 98
01-J-4
FSU
ANT6

Type	Freq	Level	Limit	Margin	Factor	Dist	Condition	Azimuth	Height	Comments
	(Hz)	(dBuV/m)	(dBuV/m)	(dB)	(dB)	(m)		(°)	(m)	
PK	15.8543G	66.32	74.00	-7.68	14.08	3	Horizontal	36	1.58	-
AV	15.8648G	53.76	54.00	-0.24	14.06	3	Horizontal	36	1.58	-

802.11ax HEW80_Nss1,(MCS0)_4TX

5530MHz_TX

04/03/2019

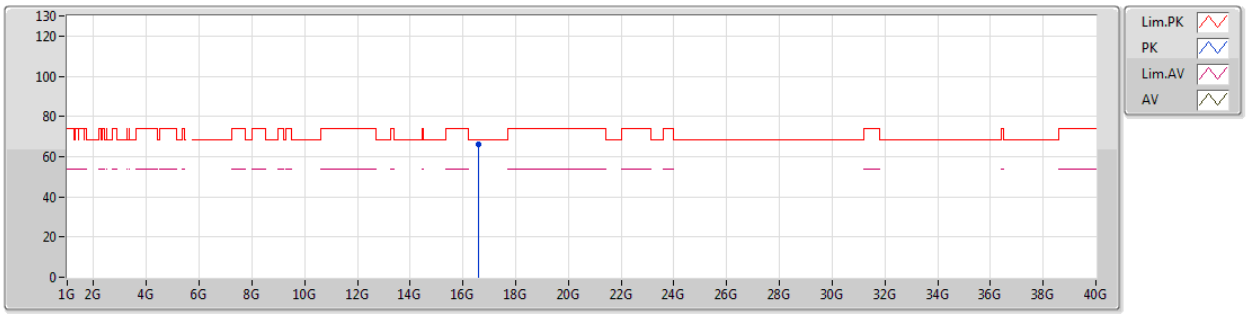

EUT X_4TX
Setting 110
01-J-4
FSU
ANT6

Type	Freq	Level	Limit	Margin	Factor	Dist	Condition	Azimuth	Height	Comments
	(Hz)	(dBuV/m)	(dBuV/m)	(dB)	(dB)	(m)		(°)	(m)	
PK	16.5795G	65.92	68.20	-2.28	16.06	3	Vertical	54	1.04	-

802.11ax HEW80_Nss1,(MCS0)_4TX

5530MHz_TX

04/03/2019

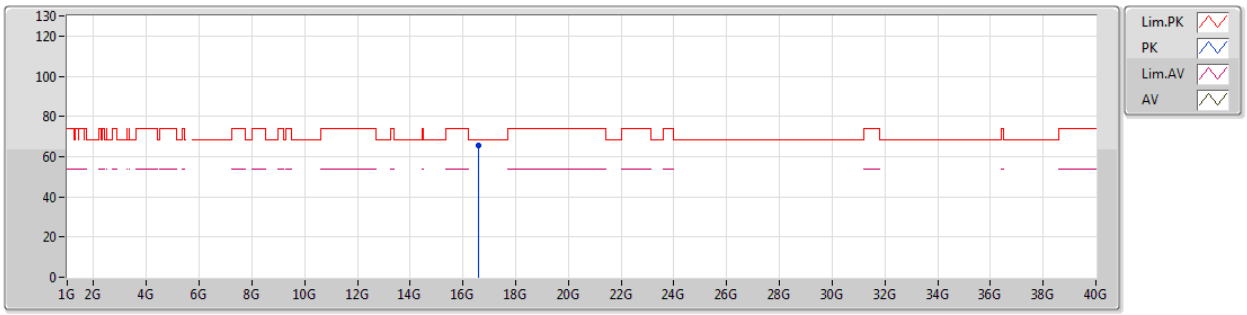

EUT X_4TX
Setting 110
01-J-4
FSU
ANT6

Type	Freq	Level	Limit	Margin	Factor	Dist	Condition	Azimuth	Height	Comments
	(Hz)	(dBuV/m)	(dBuV/m)	(dB)	(dB)	(m)		(°)	(m)	
PK	16.6122G	65.56	68.20	-2.64	16.17	3	Horizontal	340	1.50	-

802.11ax HEW80_Nss1,(MCS0)_4TX

5610MHz_TX

04/03/2019

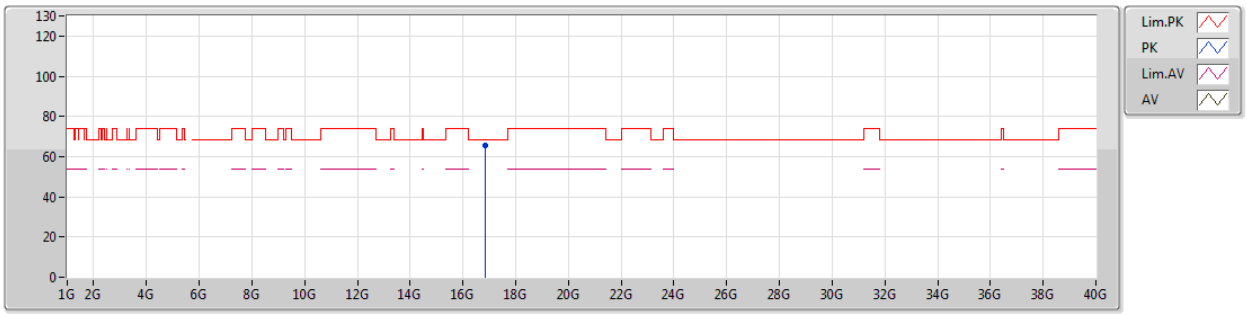

EUT X_4TX
Setting 110
01-J-4
FSU
ANT6

Type	Freq	Level	Limit	Margin	Factor	Dist	Condition	Azimuth	Height	Comments
	(Hz)	(dBuV/m)	(dBuV/m)	(dB)	(dB)	(m)		(°)	(m)	
PK	16.8536G	65.65	68.20	-2.55	17.07	3	Vertical	47	1.12	-

802.11ax HEW80_Nss1,(MCS0)_4TX

5610MHz_TX

04/03/2019

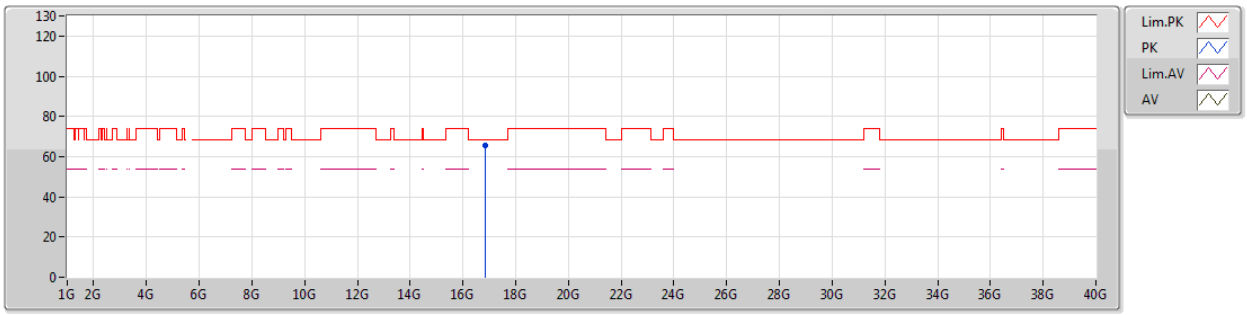

EUT X_4TX
Setting 110
01-J-4
FSU
ANT6

Type	Freq	Level	Limit	Margin	Factor	Dist	Condition	Azimuth	Height	Comments
	(Hz)	(dBuV/m)	(dBuV/m)	(dB)	(dB)	(m)		(°)	(m)	
PK	16.8347G	65.55	68.20	-2.65	17.01	3	Horizontal	329	2.44	-

802.11ax HEW80_Nss1,(MCS0)_4TX

5690MHz Straddle 5.47-5.725GHz_TX

04/03/2019

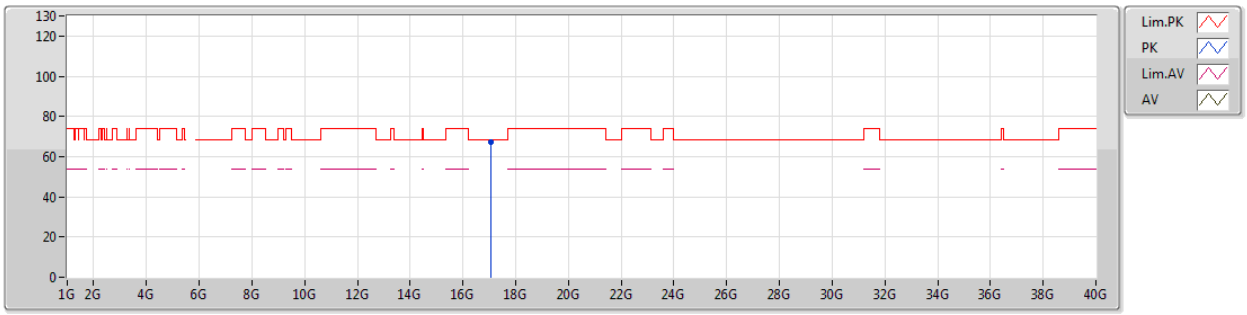

EUT X_4TX
Setting 110
01-J-4
FSU
ANT6

Type	Freq	Level	Limit	Margin	Factor	Dist	Condition	Azimuth	Height	Comments
	(Hz)	(dBuV/m)	(dBuV/m)	(dB)	(dB)	(m)		(°)	(m)	
PK	17.0761G	67.21	68.20	-0.99	17.76	3	Vertical	41	1.33	-

802.11ax HEW80_Nss1,(MCS0)_4TX

5690MHz Straddle 5.47-5.725GHz_TX

04/03/2019

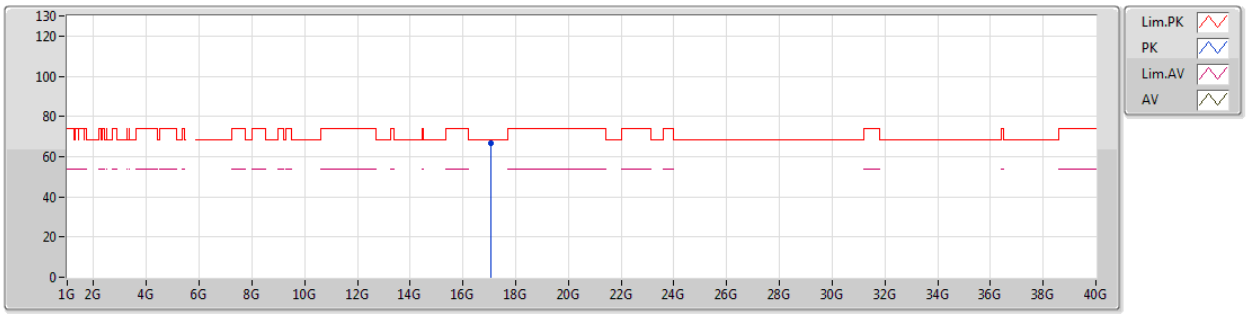

EUT X_4TX
Setting 110
01-J-4
FSU
ANT6

Type	Freq	Level	Limit	Margin	Factor	Dist	Condition	Azimuth	Height	Comments
	(Hz)	(dBuV/m)	(dBuV/m)	(dB)	(dB)	(m)		(°)	(m)	
PK	17.0764G	66.82	68.20	-1.38	17.76	3	Horizontal	36	1.53	-

802.11ax HEW160_Nss1,(MCS0)_4TX

5250MHz Straddle 5.25-5.35GHz_TX

04/03/2019

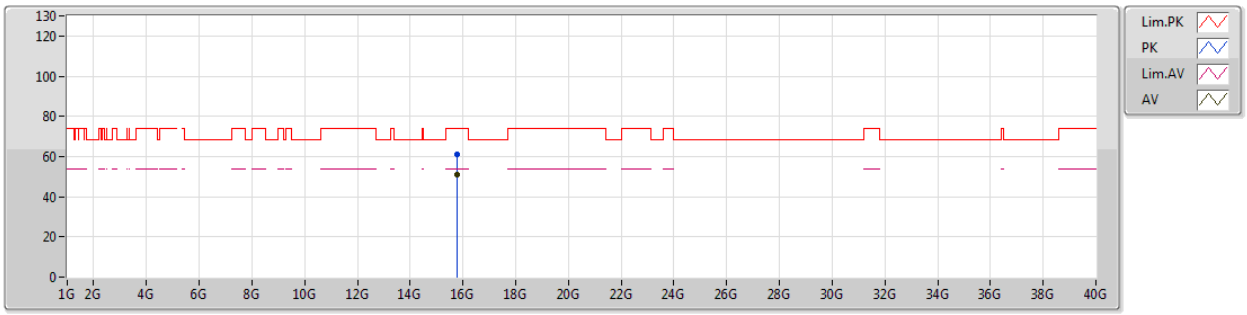

EUT X_4TX
Setting 93
01-J-4
FSU
ANT6

Type	Freq	Level	Limit	Margin	Factor	Dist	Condition	Azimuth	Height	Comments
	(Hz)	(dBuV/m)	(dBuV/m)	(dB)	(dB)	(m)		(°)	(m)	
PK	15.7648G	61.35	74.00	-12.65	14.19	3	Vertical	12	1.86	-
AV	15.7627G	51.15	54.00	-2.85	14.18	3	Vertical	12	1.86	-

802.11ax HEW160_Nss1,(MCS0)_4TX

5250MHz Straddle 5.25-5.35GHz_TX

04/03/2019

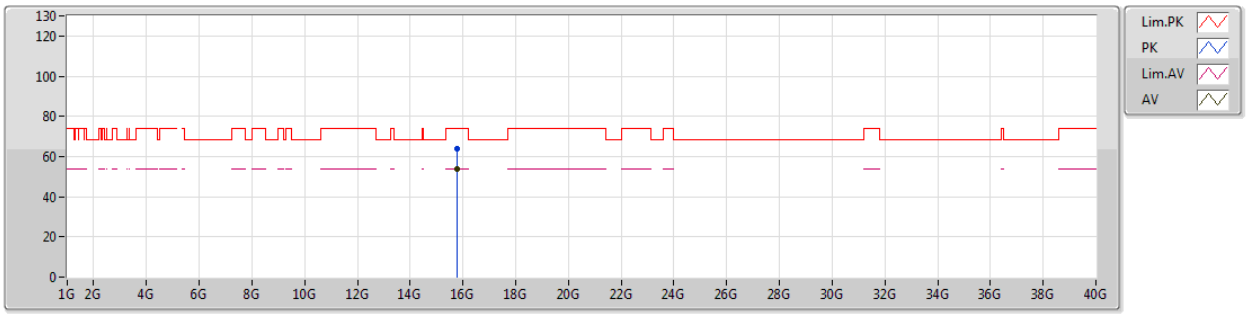

EUT X_4TX
Setting 93
01-J-4
FSU
ANT6

Type	Freq	Level	Limit	Margin	Factor	Dist	Condition	Azimuth	Height	Comments
	(Hz)	(dBuV/m)	(dBuV/m)	(dB)	(dB)	(m)		(°)	(m)	
PK	15.7651G	63.75	74.00	-10.25	14.19	3	Horizontal	36	2.18	-
AV	15.7626G	53.75	54.00	-0.25	14.18	3	Horizontal	36	2.18	-

802.11ax HEW160_Nss1,(MCS0)_4TX

5570MHz_TX

04/03/2019

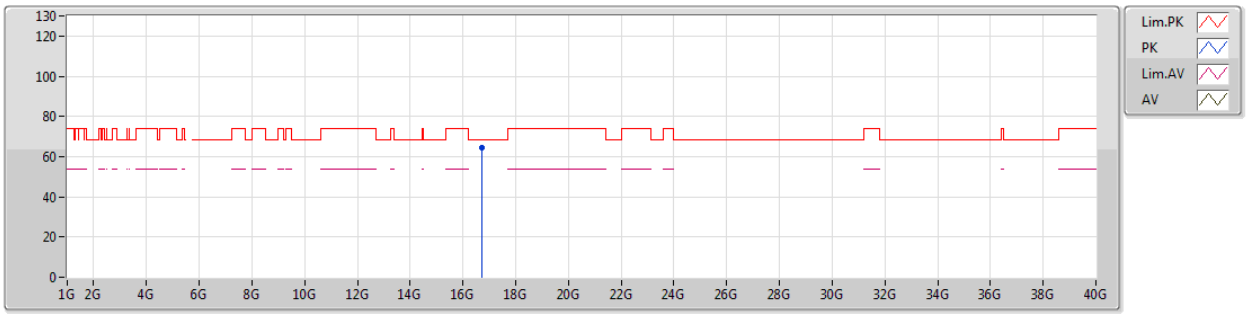

EUT X_4TX
Setting 110
01-J-4
FSU
ANT6

Type	Freq	Level	Limit	Margin	Factor	Dist	Condition	Azimuth	Height	Comments
	(Hz)	(dBuV/m)	(dBuV/m)	(dB)	(dB)	(m)		(°)	(m)	
PK	16.7135G	64.27	68.20	-3.93	16.55	3	Vertical	11	1.32	-

802.11ax HEW160_Nss1,(MCS0)_4TX

5570MHz_TX

04/03/2019

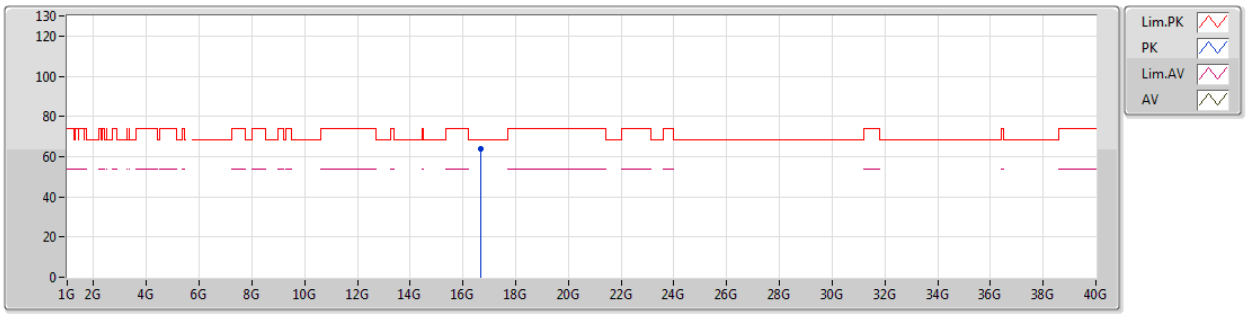

EUT X_4TX
Setting 110
01-J-4
FSU
ANT6

Type	Freq	Level	Limit	Margin	Factor	Dist	Condition	Azimuth	Height	Comments
	(Hz)	(dBuV/m)	(dBuV/m)	(dB)	(dB)	(m)		(°)	(m)	
PK	16.6872G	63.97	68.20	-4.23	16.46	3	Horizontal	326	2.02	-

For Non-beamforming / 1T1S mode
Summary

Mode	Result	Type	Freq (Hz)	Level (dBuV/m)	Limit (dBuV/m)	Margin (dB)	Factor (dB)	Dist (m)	Condition	Azimuth (°)	Height (m)	Comments
5.47-5.725GHz	-	-	-	-	-	-	-	-	-	-	-	-
802.11ax HEW40_Nss1,(MCS0)_1TX	Pass	PK	5.4686G	68.16	68.20	-0.04	5.26	3	Vertical	194	2.14	-

802.11a_Nss1,(6Mbps)_1TX

5260MHz_TX

04/03/2019

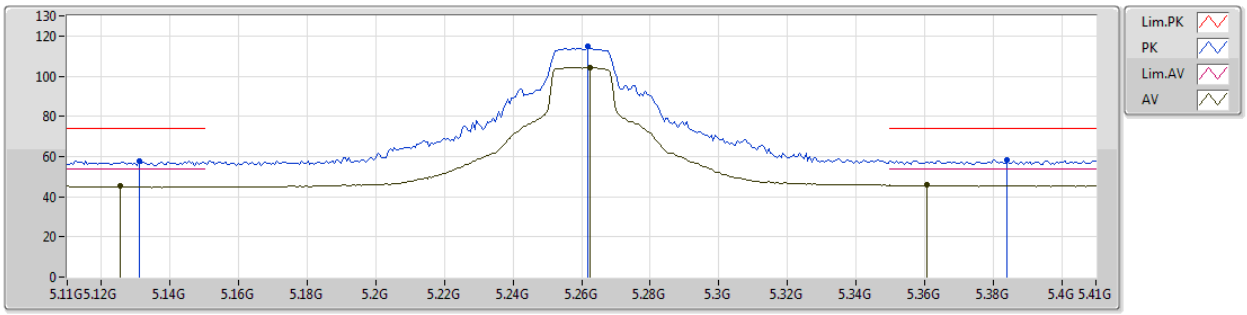

EUT X_1TX
Setting 85
01-J-4-10
FSU
ANT6

Type	Freq	Level	Limit	Margin	Factor	Dist	Condition	Azimuth	Height	Comments
	(Hz)	(dBuV/m)	(dBuV/m)	(dB)	(dB)	(m)		(°)	(m)	
PK	5.131G	57.81	74.00	-16.19	4.24	3	Vertical	170	2.08	-
AV	5.1256G	45.22	54.00	-8.78	4.24	3	Vertical	170	2.08	-
PK	5.2618G	114.60	Inf	-Inf	4.50	3	Vertical	170	2.08	-
AV	5.2624G	104.46	Inf	-Inf	4.50	3	Vertical	170	2.08	-
PK	5.3842G	58.22	74.00	-15.78	4.93	3	Vertical	170	2.08	-
AV	5.3608G	45.67	54.00	-8.33	4.85	3	Vertical	170	2.08	-

802.11a_Nss1,(6Mbps)_1TX

5260MHz_TX

04/03/2019

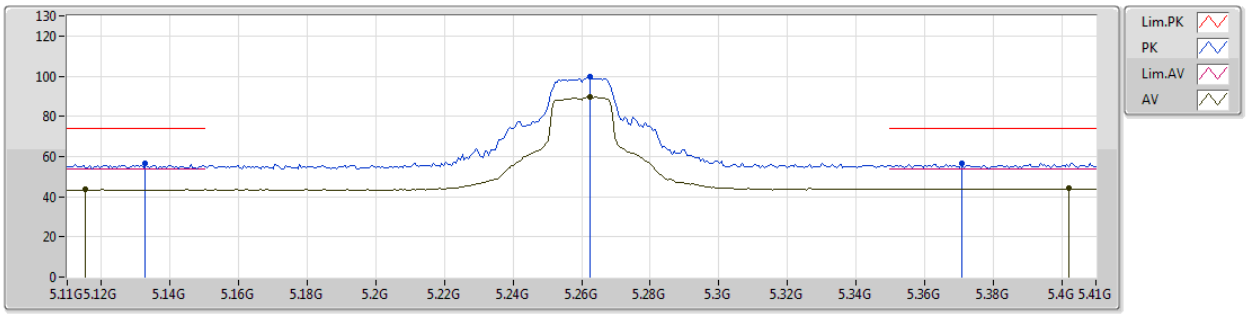

EUT X_1TX
Setting 85
01-J-4-10
FSU
ANT6

Type	Freq	Level	Limit	Margin	Factor	Dist	Condition	Azimuth	Height	Comments
	(Hz)	(dBuV/m)	(dBuV/m)	(dB)	(dB)	(m)		(°)	(m)	
PK	5.1328G	56.40	74.00	-17.60	4.24	3	Horizontal	230	1.09	-
AV	5.1154G	43.49	54.00	-10.51	4.23	3	Horizontal	230	1.09	-
PK	5.2624G	99.59	Inf	-Inf	4.50	3	Horizontal	230	1.09	-
AV	5.2624G	89.65	Inf	-Inf	4.50	3	Horizontal	230	1.09	-
PK	5.371G	56.83	74.00	-17.17	4.88	3	Horizontal	230	1.09	-
AV	5.4022G	44.08	54.00	-9.92	5.00	3	Horizontal	230	1.09	-

802.11a_Nss1,(6Mbps)_1TX

5300MHz_TX

04/03/2019

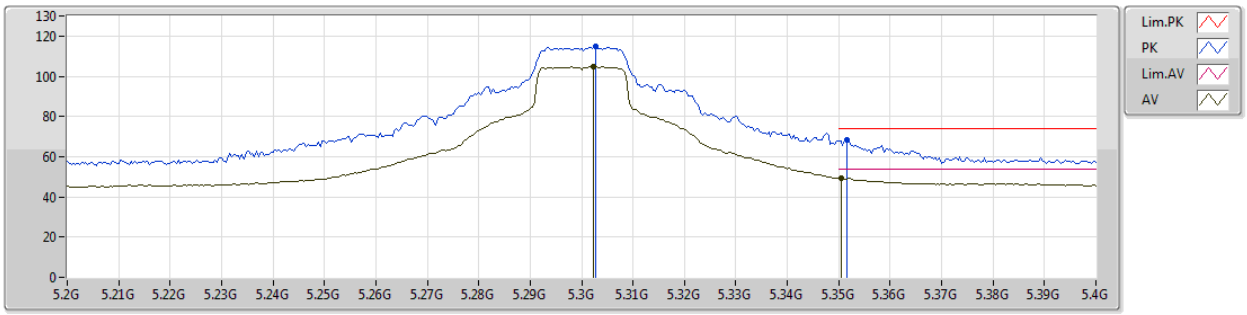

EUT X_1TX
Setting 90
01-J-4-10
FSU
ANT6

Type	Freq	Level	Limit	Margin	Factor	Dist	Condition	Azimuth	Height	Comments
	(Hz)	(dBuV/m)	(dBuV/m)	(dB)	(dB)	(m)		(°)	(m)	
PK	5.3028G	114.70	Inf	-Inf	4.65	3	Vertical	198	2.17	-
AV	5.3024G	104.84	Inf	-Inf	4.65	3	Vertical	198	2.17	-
PK	5.3516G	68.13	74.00	-5.87	4.81	3	Vertical	198	2.17	-
AV	5.3504G	49.15	54.00	-4.85	4.81	3	Vertical	198	2.17	-

802.11a_Nss1,(6Mbps)_1TX

5300MHz_TX

04/03/2019

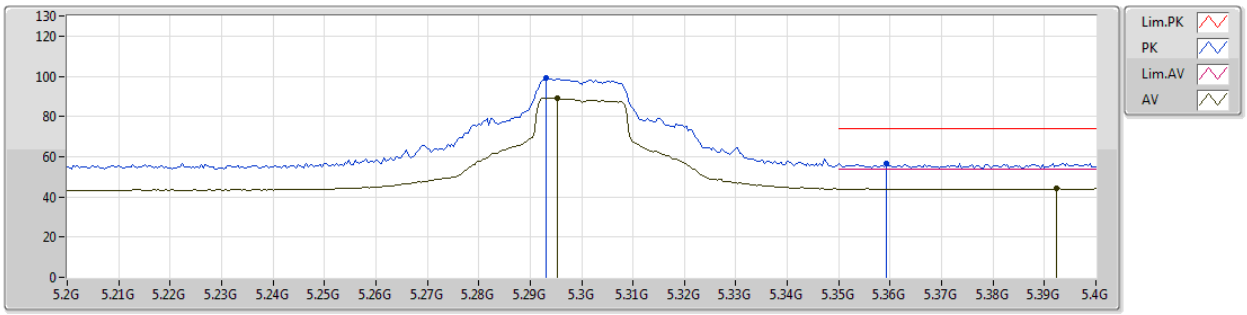

EUT X_1TX
Setting 90
01-J-4-10
FSU
ANT6

Type	Freq	Level	Limit	Margin	Factor	Dist	Condition	Azimuth	Height	Comments
	(Hz)	(dBuV/m)	(dBuV/m)	(dB)	(dB)	(m)		(°)	(m)	
PK	5.2932G	99.07	Inf	-Inf	4.62	3	Horizontal	224	2.13	-
AV	5.2952G	89.04	Inf	-Inf	4.63	3	Horizontal	224	2.13	-
PK	5.3592G	56.79	74.00	-17.21	4.85	3	Horizontal	224	2.13	-
AV	5.3924G	44.10	54.00	-9.90	4.97	3	Horizontal	224	2.13	-

802.11a_Nss1,(6Mbps)_1TX

5320MHz_TX

04/03/2019

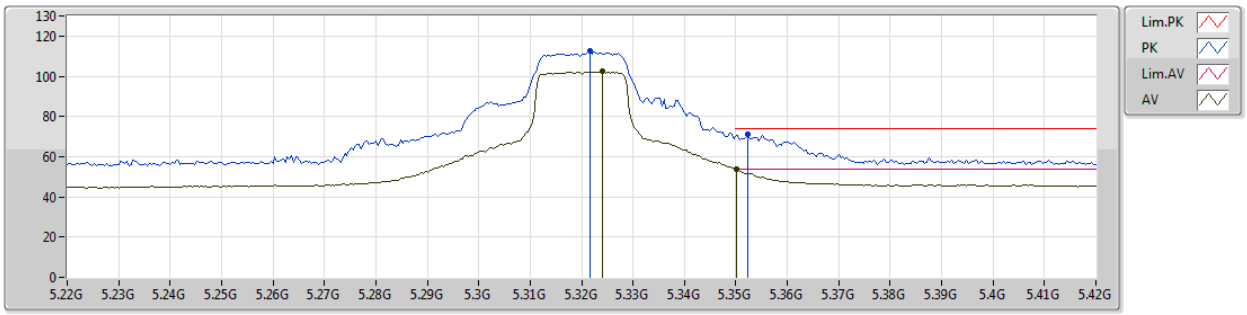

EUT X_1TX
Setting 79
01-J-4-10
FSU
ANT6

Type	Freq	Level	Limit	Margin	Factor	Dist	Condition	Azimuth	Height	Comments
	(Hz)	(dBuV/m)	(dBuV/m)	(dB)	(dB)	(m)		(°)	(m)	
PK	5.3216G	112.44	Inf	-Inf	4.71	3	Vertical	199	2.25	-
AV	5.324G	102.42	Inf	-Inf	4.72	3	Vertical	199	2.25	-
PK	5.3524G	71.08	74.00	-2.92	4.82	3	Vertical	199	2.25	-
AV	5.3501G	53.89	54.00	-0.11	4.81	3	Vertical	199	2.25	-

802.11a_Nss1,(6Mbps)_1TX

5320MHz_TX

04/03/2019

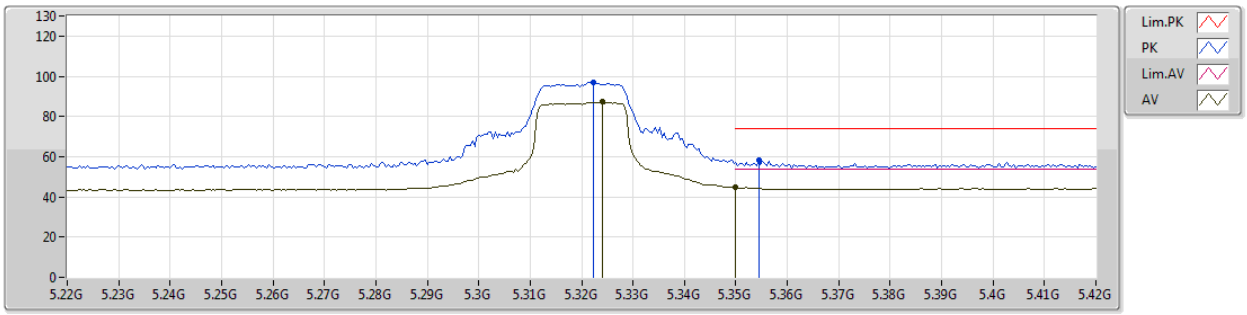

EUT X_1TX
Setting 79
01-J-4-10
FSU
ANT6

Type	Freq	Level	Limit	Margin	Factor	Dist	Condition	Azimuth	Height	Comments
	(Hz)	(dBuV/m)	(dBuV/m)	(dB)	(dB)	(m)		(°)	(m)	
PK	5.3224G	97.19	Inf	-Inf	4.72	3	Horizontal	228	1.15	-
AV	5.324G	87.16	Inf	-Inf	4.72	3	Horizontal	228	1.15	-
PK	5.3544G	58.55	74.00	-15.45	4.82	3	Horizontal	228	1.15	-
AV	5.35G	44.66	54.00	-9.34	4.81	3	Horizontal	228	1.15	-

802.11a_Nss1,(6Mbps)_1TX

5500MHz_TX

04/03/2019

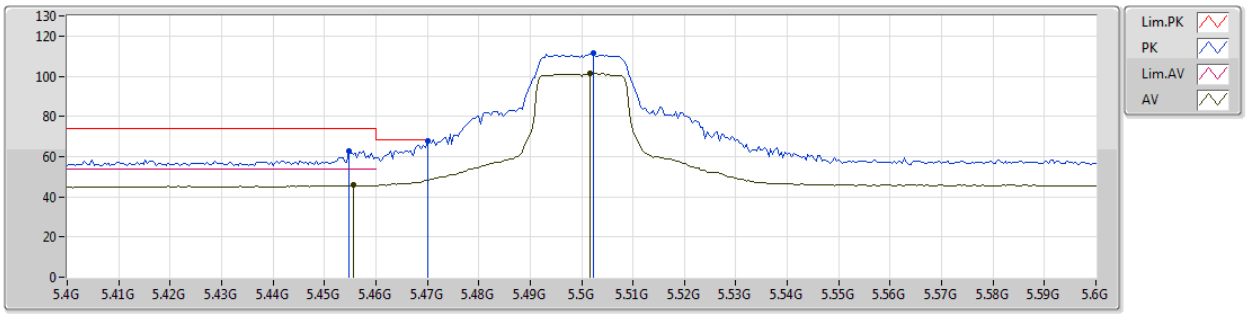

EUT X_1TX
Setting 68
01-J-4-10
FSU
ANT6

Type	Freq	Level	Limit	Margin	Factor	Dist	Condition	Azimuth	Height	Comments
	(Hz)	(dBuV/m)	(dBuV/m)	(dB)	(dB)	(m)		(°)	(m)	
PK	5.4548G	62.93	74.00	-11.07	5.19	3	Vertical	195	2.04	-
AV	5.4556G	45.70	54.00	-8.30	5.21	3	Vertical	195	2.04	-
PK	5.47G	68.08	68.20	-0.12	5.26	3	Vertical	195	2.04	-
PK	5.5024G	111.31	Inf	-Inf	5.38	3	Vertical	195	2.04	-
AV	5.5016G	101.23	Inf	-Inf	5.38	3	Vertical	195	2.04	-

802.11a_Nss1,(6Mbps)_1TX

5500MHz_TX

04/03/2019

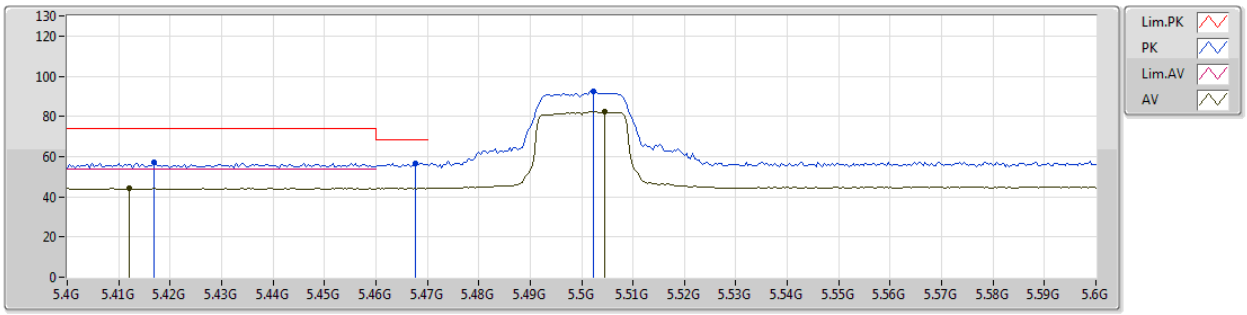

EUT X_1TX
Setting 68
01-J-4-10
FSU
ANT6

Type	Freq	Level	Limit	Margin	Factor	Dist	Condition	Azimuth	Height	Comments
	(Hz)	(dBuV/m)	(dBuV/m)	(dB)	(dB)	(m)		(°)	(m)	
PK	5.4168G	57.06	74.00	-16.94	5.06	3	Horizontal	91	1.40	-
AV	5.412G	44.22	54.00	-9.78	5.04	3	Horizontal	91	1.40	-
PK	5.4676G	56.71	68.20	-11.49	5.25	3	Horizontal	91	1.40	-
PK	5.5024G	92.58	Inf	-Inf	5.38	3	Horizontal	91	1.40	-
AV	5.5044G	82.25	Inf	-Inf	5.39	3	Horizontal	91	1.40	-

802.11a_Nss1,(6Mbps)_1TX

5580MHz_TX

04/03/2019

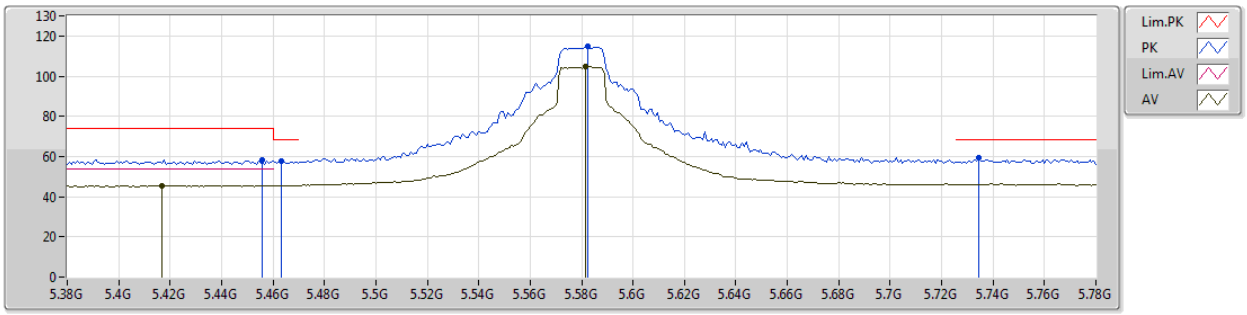

EUT X_1TX
Setting 88
01-J-4-10
FSU
ANT6

Type	Freq	Level	Limit	Margin	Factor	Dist	Condition	Azimuth	Height	Comments
	(Hz)	(dBuV/m)	(dBuV/m)	(dB)	(dB)	(m)		(°)	(m)	
PK	5.456G	58.40	74.00	-15.60	5.21	3	Vertical	193	2.23	-
AV	5.4168G	45.50	54.00	-8.50	5.06	3	Vertical	193	2.23	-
PK	5.4632G	57.79	68.20	-10.41	5.23	3	Vertical	193	2.23	-
PK	5.5824G	114.77	Inf	-Inf	5.59	3	Vertical	193	2.23	-
AV	5.5816G	104.65	Inf	-Inf	5.59	3	Vertical	193	2.23	-
PK	5.7344G	59.31	68.20	-8.89	5.81	3	Vertical	193	2.23	-

802.11a_Nss1,(6Mbps)_1TX

5580MHz_TX

04/03/2019

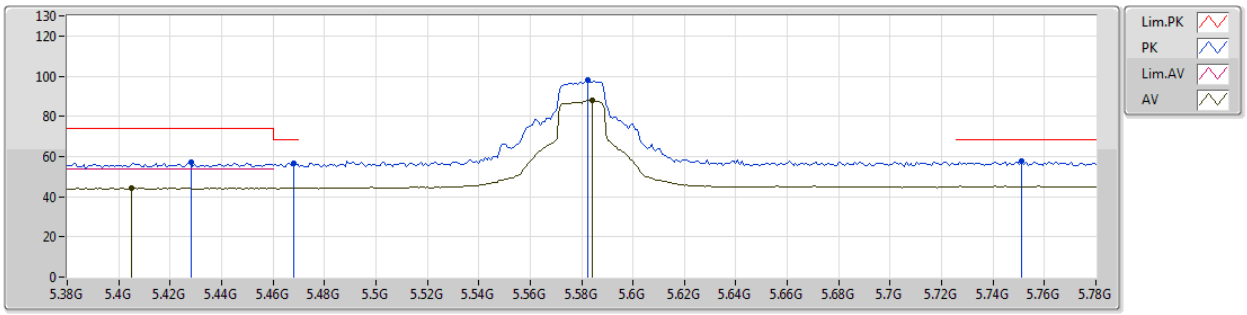

EUT X_1TX
Setting 88
01-J-4-10
FSU
ANT6

Type	Freq	Level	Limit	Margin	Factor	Dist	Condition	Azimuth	Height	Comments
	(Hz)	(dBuV/m)	(dBuV/m)	(dB)	(dB)	(m)		(°)	(m)	
PK	5.428G	56.99	74.00	-17.01	5.10	3	Horizontal	222	1.04	-
AV	5.4048G	44.25	54.00	-9.75	5.00	3	Horizontal	222	1.04	-
PK	5.468G	56.56	68.20	-11.64	5.25	3	Horizontal	222	1.04	-
PK	5.5824G	97.82	Inf	-Inf	5.59	3	Horizontal	222	1.04	-
AV	5.584G	87.80	Inf	-Inf	5.60	3	Horizontal	222	1.04	-
PK	5.7512G	57.84	68.20	-10.36	5.85	3	Horizontal	222	1.04	-

802.11a_Nss1,(6Mbps)_1TX

5700MHz_TX

04/03/2019

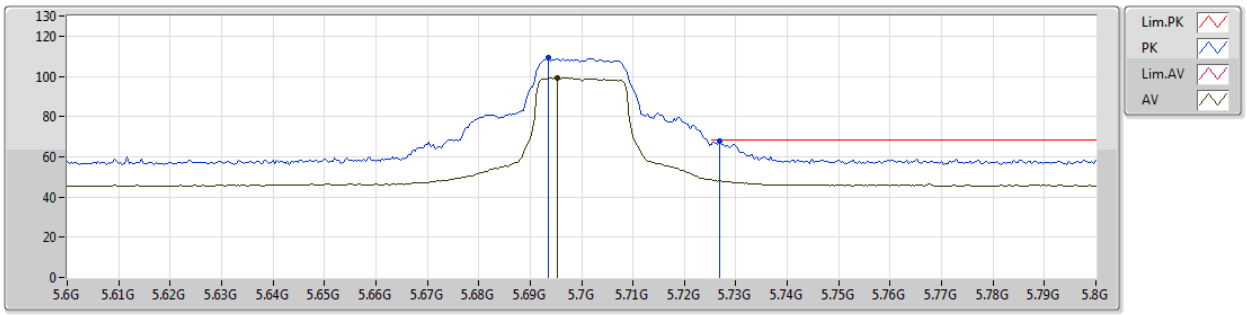

EUT X_1TX
Setting 60
01-J-4-10
FSU
ANT6

Type	Freq	Level	Limit	Margin	Factor	Dist	Condition	Azimuth	Height	Comments
	(Hz)	(dBuV/m)	(dBuV/m)	(dB)	(dB)	(m)		(°)	(m)	
PK	5.6936G	109.03	Inf	-Inf	5.73	3	Vertical	193	2.12	-
AV	5.6952G	99.21	Inf	-Inf	5.74	3	Vertical	193	2.12	-
PK	5.7268G	68.08	68.20	-0.12	5.79	3	Vertical	193	2.12	-

802.11a_Nss1,(6Mbps)_1TX

5700MHz_TX

04/03/2019

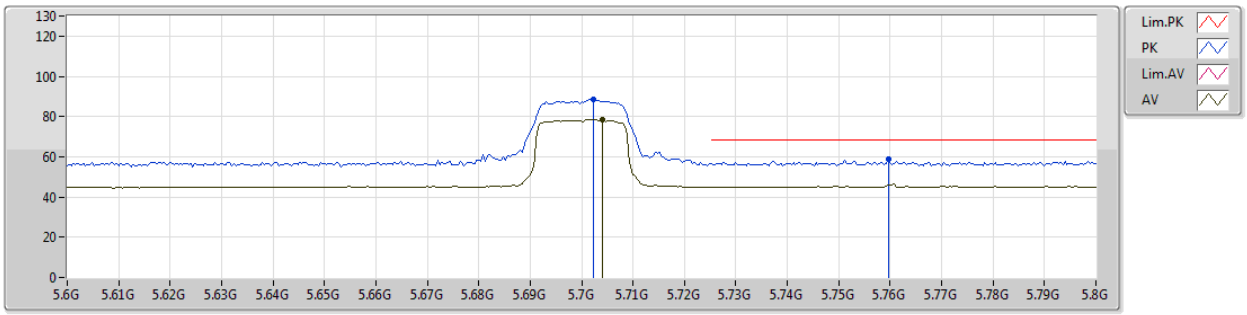

EUT X_1TX
Setting 60
01-J-4-10
FSU
ANT6

Type	Freq	Level	Limit	Margin	Factor	Dist	Condition	Azimuth	Height	Comments
	(Hz)	(dBuV/m)	(dBuV/m)	(dB)	(dB)	(m)		(°)	(m)	
PK	5.7024G	88.81	Inf	-Inf	5.74	3	Horizontal	198	2.01	-
AV	5.704G	78.57	Inf	-Inf	5.75	3	Horizontal	198	2.01	-
PK	5.7596G	58.71	68.20	-9.49	5.87	3	Horizontal	198	2.01	-

802.11a_Nss1,(6Mbps)_1TX

5720MHz Straddle 5.47-5.725GHz_TX

04/03/2019

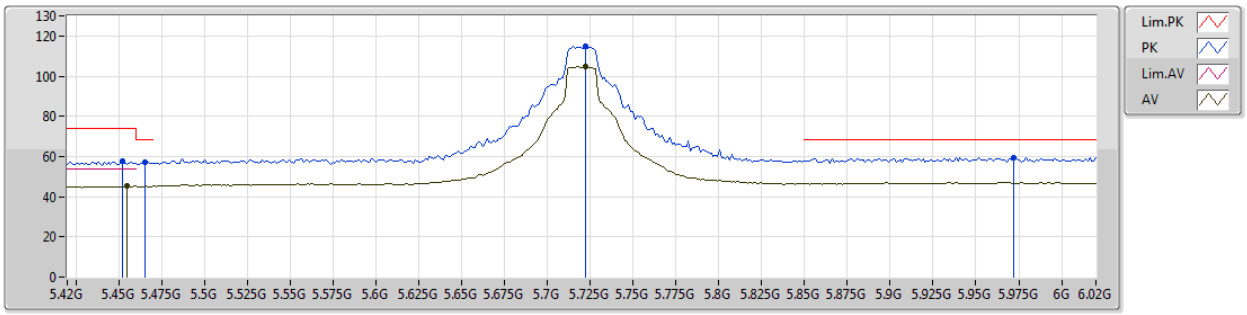

EUT X_1TX
Setting 88
01-J-4-10
FSU
ANT6

Type	Freq	Level	Limit	Margin	Factor	Dist	Condition	Azimuth	Height	Comments
	(Hz)	(dBuV/m)	(dBuV/m)	(dB)	(dB)	(m)		(°)	(m)	
PK	5.4524G	57.90	74.00	-16.10	5.19	3	Vertical	191	2.09	-
AV	5.4548G	45.15	54.00	-8.85	5.19	3	Vertical	191	2.09	-
PK	5.4656G	56.96	68.20	-11.24	5.25	3	Vertical	191	2.09	-
PK	5.7224G	114.66	Inf	-Inf	5.79	3	Vertical	191	2.09	-
AV	5.7224G	104.71	Inf	-Inf	5.79	3	Vertical	191	2.09	-
PK	5.972G	59.46	68.20	-8.74	7.03	3	Vertical	191	2.09	-

802.11a_Nss1,(6Mbps)_1TX

5720MHz Straddle 5.47-5.725GHz_TX

04/03/2019

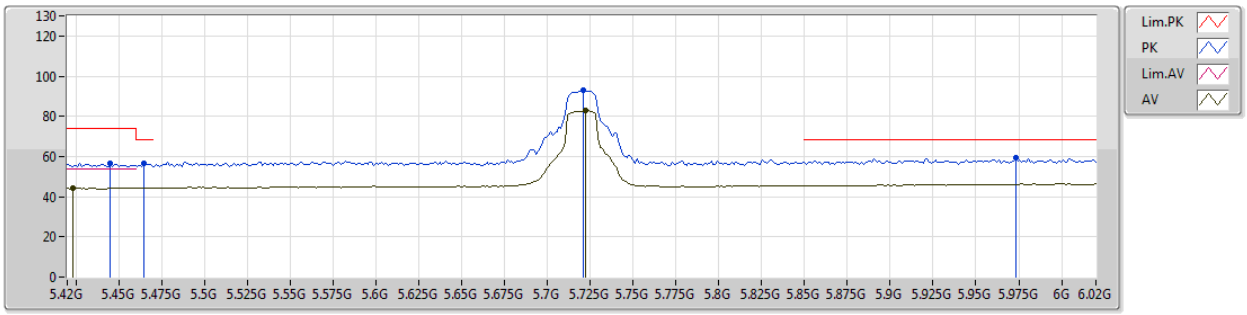

EUT X_1TX
Setting 88
01-J-4-10
FSU
ANT6

Type	Freq	Level	Limit	Margin	Factor	Dist	Condition	Azimuth	Height	Comments
	(Hz)	(dBuV/m)	(dBuV/m)	(dB)	(dB)	(m)		(°)	(m)	
PK	5.4452G	56.69	74.00	-17.31	5.18	3	Horizontal	107	1.50	-
AV	5.4236G	44.27	54.00	-9.73	5.08	3	Horizontal	107	1.50	-
PK	5.4644G	56.45	68.20	-11.75	5.23	3	Horizontal	107	1.50	-
PK	5.7212G	92.87	Inf	-Inf	5.79	3	Horizontal	107	1.50	-
AV	5.7224G	83.10	Inf	-Inf	5.79	3	Horizontal	107	1.50	-
PK	5.9732G	59.16	68.20	-9.04	7.03	3	Horizontal	107	1.50	-

802.11ax HEW20_Nss1,(MCS0)_1TX

5260MHz_TX

04/03/2019

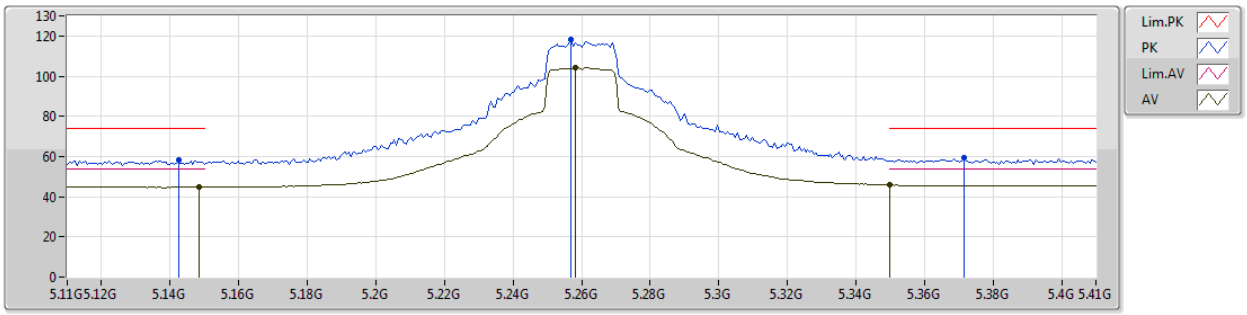

EUT X_1TX
Setting 89
01-J-4-10
FSU
ANT6

Type	Freq	Level	Limit	Margin	Factor	Dist	Condition	Azimuth	Height	Comments
	(Hz)	(dBuV/m)	(dBuV/m)	(dB)	(dB)	(m)		(°)	(m)	
PK	5.1424G	58.03	74.00	-15.97	4.24	3	Vertical	171	2.08	-
AV	5.1484G	44.97	54.00	-9.03	4.25	3	Vertical	171	2.08	-
PK	5.257G	117.97	Inf	-Inf	4.48	3	Vertical	171	2.08	-
AV	5.2582G	104.04	Inf	-Inf	4.48	3	Vertical	171	2.08	-
PK	5.3716G	59.18	74.00	-14.82	4.88	3	Vertical	171	2.08	-
AV	5.35G	45.91	54.00	-8.09	4.81	3	Vertical	171	2.08	-

802.11ax HEW20_Nss1,(MCS0)_1TX

5260MHz_TX

04/03/2019

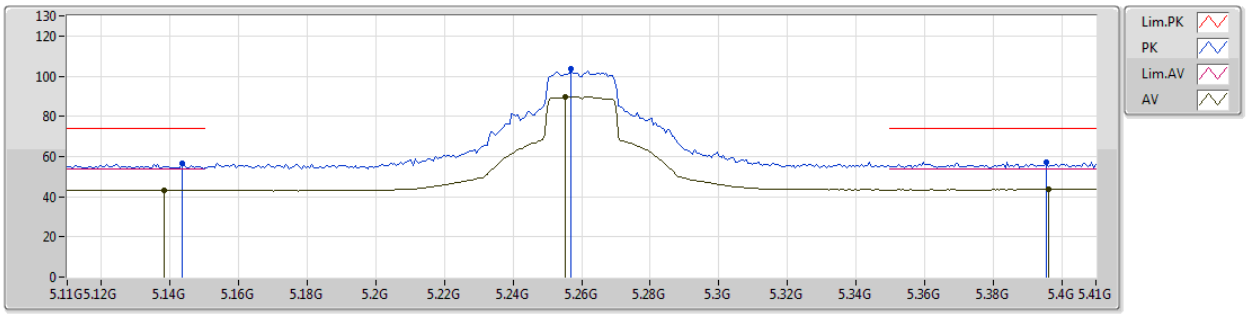

EUT X_1TX
Setting 89
01-J-4-10
FSU
ANT6

Type	Freq	Level	Limit	Margin	Factor	Dist	Condition	Azimuth	Height	Comments
	(Hz)	(dBuV/m)	(dBuV/m)	(dB)	(dB)	(m)		(°)	(m)	
PK	5.1436G	56.52	74.00	-17.48	4.24	3	Horizontal	229	1.01	-
AV	5.1382G	43.14	54.00	-10.86	4.24	3	Horizontal	229	1.01	-
PK	5.257G	103.46	Inf	-Inf	4.48	3	Horizontal	229	1.01	-
AV	5.2552G	89.46	Inf	-Inf	4.48	3	Horizontal	229	1.01	-
PK	5.3956G	57.22	74.00	-16.78	4.98	3	Horizontal	229	1.01	-
AV	5.3962G	43.66	54.00	-10.34	4.98	3	Horizontal	229	1.01	-

802.11ax HEW20_Nss1,(MCS0)_1TX

5300MHz_TX

04/03/2019

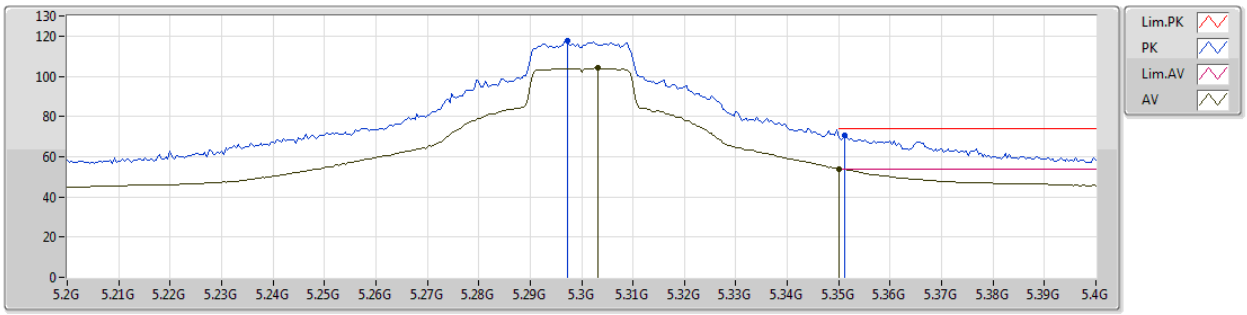

EUT X_1TX
Setting 93
01-J-4-10
FSU
ANT6

Type	Freq	Level	Limit	Margin	Factor	Dist	Condition	Azimuth	Height	Comments
	(Hz)	(dBuV/m)	(dBuV/m)	(dB)	(dB)	(m)		(°)	(m)	
PK	5.2972G	117.85	Inf	-Inf	4.63	3	Vertical	199	2.18	-
AV	5.3032G	103.99	Inf	-Inf	4.65	3	Vertical	199	2.18	-
PK	5.3512G	70.36	74.00	-3.64	4.81	3	Vertical	199	2.18	-
AV	5.35G	53.94	54.00	-0.06	4.81	3	Vertical	199	2.18	-

802.11ax HEW20_Nss1,(MCS0)_1TX

5300MHz_TX

04/03/2019

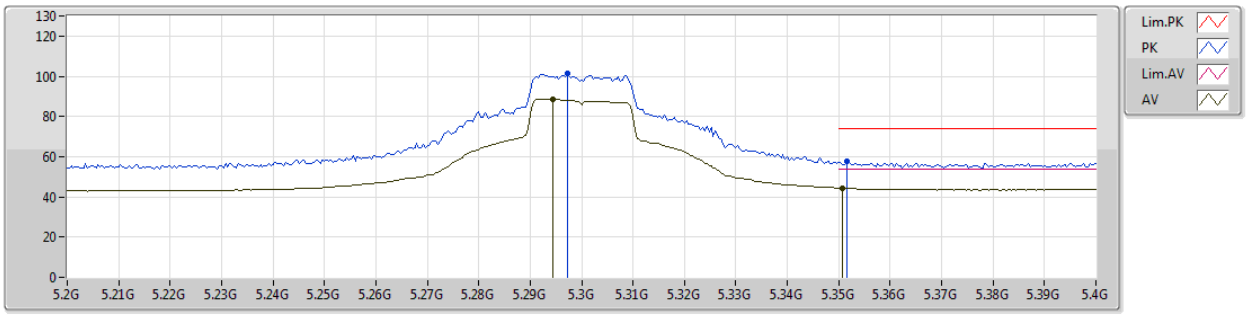

EUT X_1TX
Setting 93
01-J-4-10
FSU
ANT6

Type	Freq	Level	Limit	Margin	Factor	Dist	Condition	Azimuth	Height	Comments
	(Hz)	(dBuV/m)	(dBuV/m)	(dB)	(dB)	(m)		(°)	(m)	
PK	5.2972G	101.16	Inf	-Inf	4.63	3	Horizontal	224	2.12	-
AV	5.2944G	88.55	Inf	-Inf	4.62	3	Horizontal	224	2.12	-
PK	5.3516G	57.73	74.00	-16.27	4.81	3	Horizontal	224	2.12	-
AV	5.3508G	44.29	54.00	-9.71	4.81	3	Horizontal	224	2.12	-

802.11ax HEW20_Nss1,(MCS0)_1TX

5320MHz_TX

04/03/2019

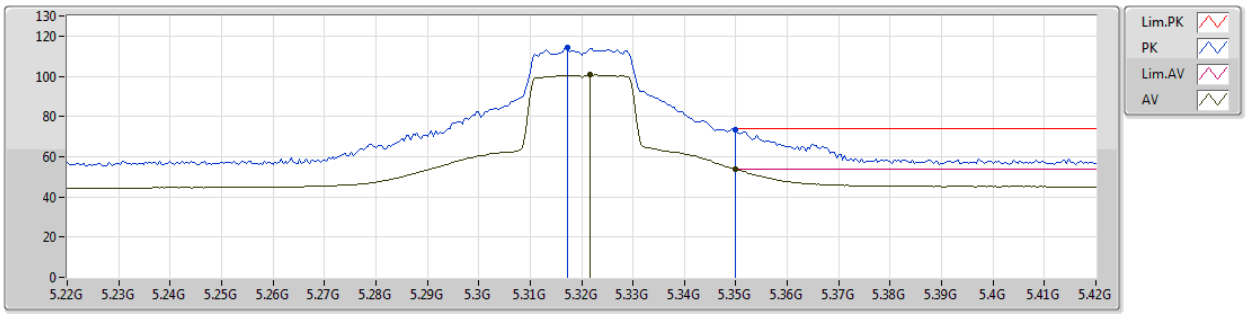

EUT X_1TX
Setting 76
01-J-4-10
FSU
ANT6

Type	Freq	Level	Limit	Margin	Factor	Dist	Condition	Azimuth	Height	Comments
	(Hz)	(dBuV/m)	(dBuV/m)	(dB)	(dB)	(m)		(°)	(m)	
PK	5.3172G	114.12	Inf	-Inf	4.70	3	Vertical	197	2.15	-
AV	5.3216G	100.59	Inf	-Inf	4.71	3	Vertical	197	2.15	-
PK	5.35G	73.26	74.00	-0.74	4.81	3	Vertical	197	2.15	-
AV	5.35G	53.83	54.00	-0.17	4.81	3	Vertical	197	2.15	-

802.11ax HEW20_Nss1,(MCS0)_1TX

5320MHz_TX

04/03/2019

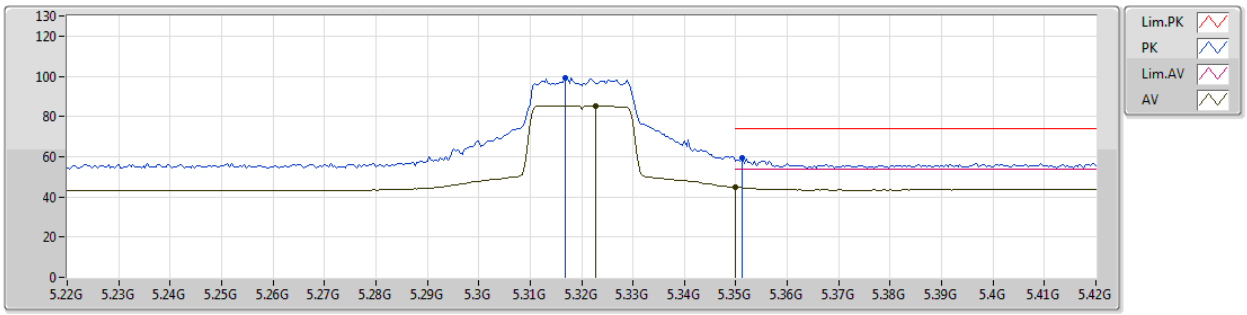

EUT X_1TX
Setting 76
01-J-4-10
FSU
ANT6

Type	Freq	Level	Limit	Margin	Factor	Dist	Condition	Azimuth	Height	Comments
	(Hz)	(dBuV/m)	(dBuV/m)	(dB)	(dB)	(m)		(°)	(m)	
PK	5.3168G	99.18	Inf	-Inf	4.70	3	Horizontal	228	1.04	-
AV	5.3228G	85.42	Inf	-Inf	4.72	3	Horizontal	228	1.04	-
PK	5.3512G	59.49	74.00	-14.51	4.81	3	Horizontal	228	1.04	-
AV	5.35G	44.63	54.00	-9.37	4.81	3	Horizontal	228	1.04	-

802.11ax HEW20_Nss1,(MCS0)_1TX

5500MHz_TX

04/03/2019

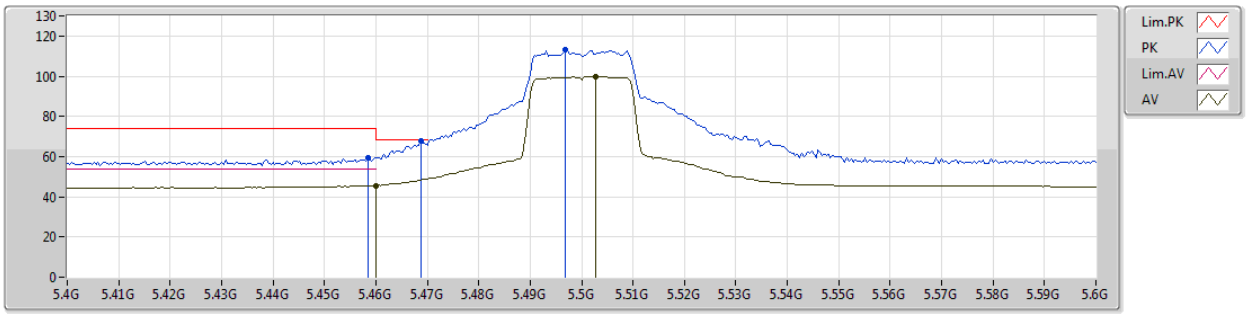

EUT X_1TX
Setting 65
01-J-4-10
FSU
ANT6

Type	Freq	Level	Limit	Margin	Factor	Dist	Condition	Azimuth	Height	Comments
	(Hz)	(dBuV/m)	(dBuV/m)	(dB)	(dB)	(m)		(°)	(m)	
PK	5.4584G	59.48	74.00	-14.52	5.22	3	Vertical	195	2.13	-
AV	5.46G	45.64	54.00	-8.36	5.22	3	Vertical	195	2.13	-
PK	5.4688G	67.96	68.20	-0.24	5.26	3	Vertical	195	2.13	-
PK	5.4968G	113.38	Inf	-Inf	5.37	3	Vertical	195	2.13	-
AV	5.5028G	99.72	Inf	-Inf	5.39	3	Vertical	195	2.13	-

802.11ax HEW20_Nss1,(MCS0)_1TX

5500MHz_TX

04/03/2019

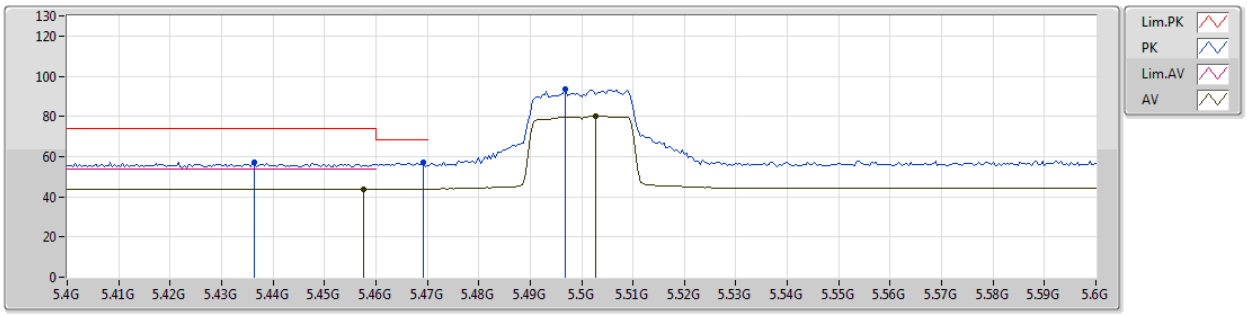

EUT X_1TX
Setting 65
01-J-4-10
FSU
ANT6

Type	Freq	Level	Limit	Margin	Factor	Dist	Condition	Azimuth	Height	Comments
	(Hz)	(dBuV/m)	(dBuV/m)	(dB)	(dB)	(m)		(°)	(m)	
PK	5.4364G	57.30	74.00	-16.70	5.14	3	Horizontal	90	1.48	-
AV	5.4576G	43.82	54.00	-10.18	5.21	3	Horizontal	90	1.48	-
PK	5.4692G	56.89	68.20	-11.31	5.26	3	Horizontal	90	1.48	-
PK	5.4968G	93.33	Inf	-Inf	5.37	3	Horizontal	90	1.48	-
AV	5.5028G	80.06	Inf	-Inf	5.39	3	Horizontal	90	1.48	-

802.11ax HEW20_Nss1,(MCS0)_1TX

5580MHz_TX

04/03/2019

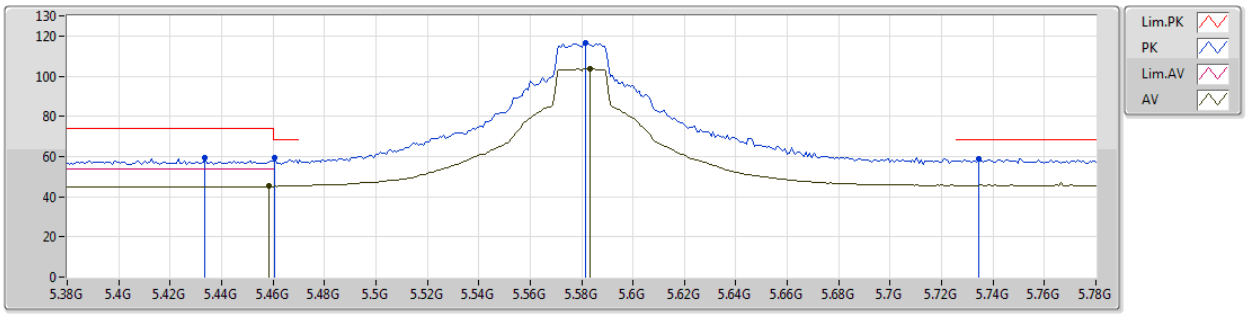

EUT X_1TX
Setting 92
01-J-4-10
FSU
ANT6

Type	Freq	Level	Limit	Margin	Factor	Dist	Condition	Azimuth	Height	Comments
	(Hz)	(dBuV/m)	(dBuV/m)	(dB)	(dB)	(m)		(°)	(m)	
PK	5.4336G	59.39	74.00	-14.61	5.12	3	Vertical	194	2.23	-
AV	5.4584G	45.13	54.00	-8.87	5.22	3	Vertical	194	2.23	-
PK	5.4608G	59.16	68.20	-9.04	5.22	3	Vertical	194	2.23	-
PK	5.5816G	116.33	Inf	-Inf	5.59	3	Vertical	194	2.23	-
AV	5.5832G	103.68	Inf	-Inf	5.60	3	Vertical	194	2.23	-
PK	5.7344G	58.75	68.20	-9.45	5.81	3	Vertical	194	2.23	-

802.11ax HEW20_Nss1,(MCS0)_1TX

5580MHz_TX

04/03/2019

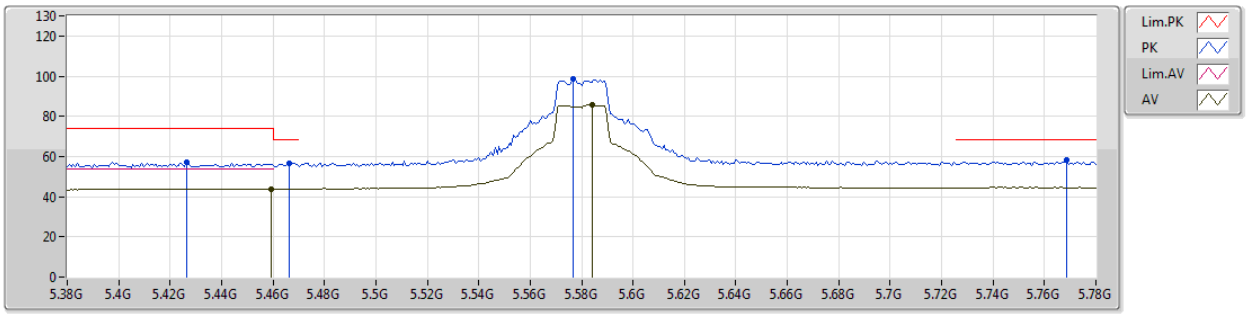

EUT X_1TX
Setting 92
01-J-4-10
FSU
ANT6

Type	Freq	Level	Limit	Margin	Factor	Dist	Condition	Azimuth	Height	Comments
	(Hz)	(dBuV/m)	(dBuV/m)	(dB)	(dB)	(m)		(°)	(m)	
PK	5.4264G	57.15	74.00	-16.85	5.10	3	Horizontal	217	1.02	-
AV	5.4592G	43.77	54.00	-10.23	5.22	3	Horizontal	217	1.02	-
PK	5.4664G	56.62	68.20	-11.58	5.25	3	Horizontal	217	1.02	-
PK	5.5768G	98.90	Inf	-Inf	5.57	3	Horizontal	217	1.02	-
AV	5.584G	85.58	Inf	-Inf	5.60	3	Horizontal	217	1.02	-
PK	5.7688G	58.04	68.20	-10.16	5.90	3	Horizontal	217	1.02	-

802.11ax HEW20_Nss1,(MCS0)_1TX

5700MHz_TX

04/03/2019

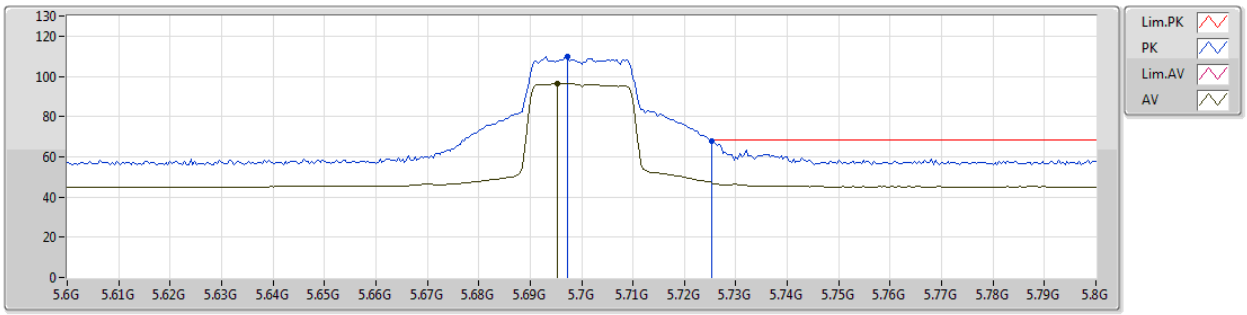

EUT X_1TX
Setting 52
01-J-4-10
FSU
ANT6

Type	Freq	Level	Limit	Margin	Factor	Dist	Condition	Azimuth	Height	Comments
	(Hz)	(dBuV/m)	(dBuV/m)	(dB)	(dB)	(m)		(°)	(m)	
PK	5.6972G	109.95	Inf	-Inf	5.74	3	Vertical	191	2.11	-
AV	5.6952G	96.30	Inf	-Inf	5.74	3	Vertical	191	2.11	-
PK	5.7252G	67.98	68.20	-0.22	5.79	3	Vertical	191	2.11	-

802.11ax HEW20_Nss1,(MCS0)_1TX

5700MHz_TX

04/03/2019

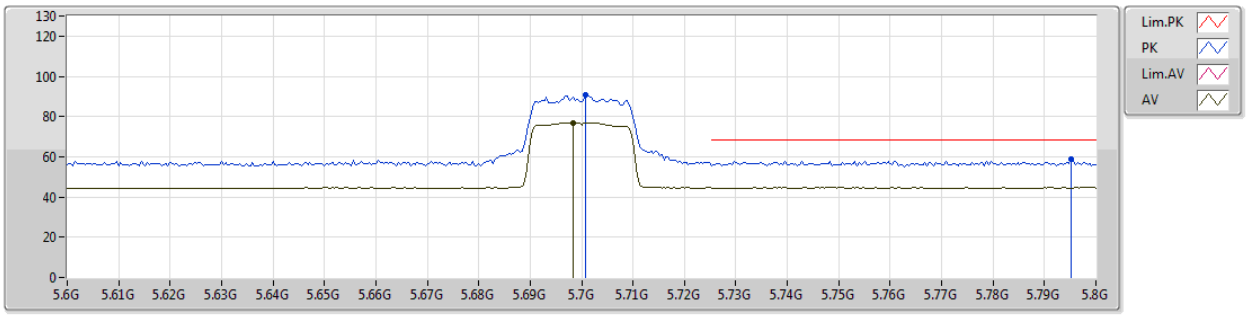

EUT X_1TX
Setting 52
01-J-4-10
FSU
ANT6

Type	Freq	Level	Limit	Margin	Factor	Dist	Condition	Azimuth	Height	Comments
	(Hz)	(dBuV/m)	(dBuV/m)	(dB)	(dB)	(m)		(°)	(m)	
PK	5.7008G	90.57	Inf	-Inf	5.74	3	Horizontal	204	2.25	-
AV	5.6984G	77.01	Inf	-Inf	5.74	3	Horizontal	204	2.25	-
PK	5.7952G	58.79	68.20	-9.41	5.95	3	Horizontal	204	2.25	-

802.11ax HEW20_Nss1,(MCS0)_1TX

5720MHz Straddle 5.47-5.725GHz_TX

04/03/2019

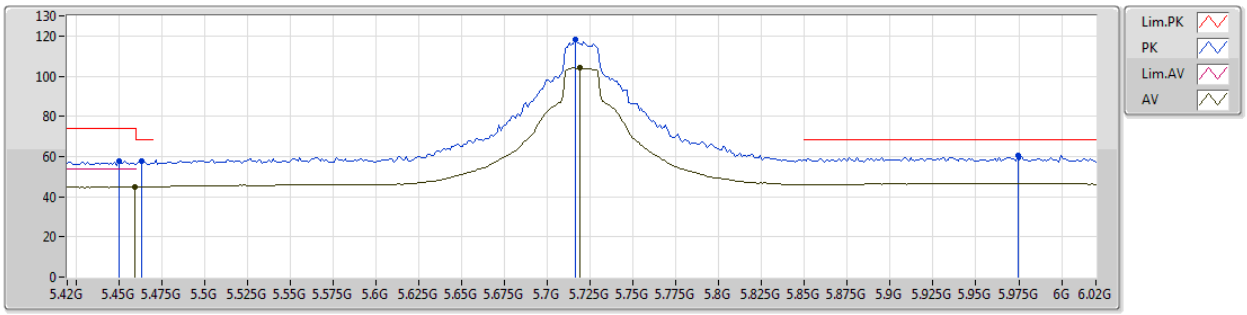

EUT X_1TX
Setting 92
01-E-4-10
FSU
ANT6

Type	Freq	Level	Limit	Margin	Factor	Dist	Condition	Azimuth	Height	Comments
	(Hz)	(dBuV/m)	(dBuV/m)	(dB)	(dB)	(m)		(°)	(m)	
PK	5.45G	57.90	74.00	-16.10	5.19	3	Vertical	191	2.09	-
AV	5.4596G	44.87	54.00	-9.13	5.22	3	Vertical	191	2.09	-
PK	5.4632G	57.87	68.20	-10.33	5.23	3	Vertical	191	2.09	-
PK	5.7164G	117.98	Inf	-Inf	5.78	3	Vertical	191	2.09	-
AV	5.7188G	104.00	Inf	-Inf	5.79	3	Vertical	191	2.09	-
PK	5.9744G	60.32	68.20	-7.88	7.04	3	Vertical	191	2.09	-

802.11ax HEW20_Nss1,(MCS0)_1TX

5720MHz Straddle 5.47-5.725GHz_TX

04/03/2019

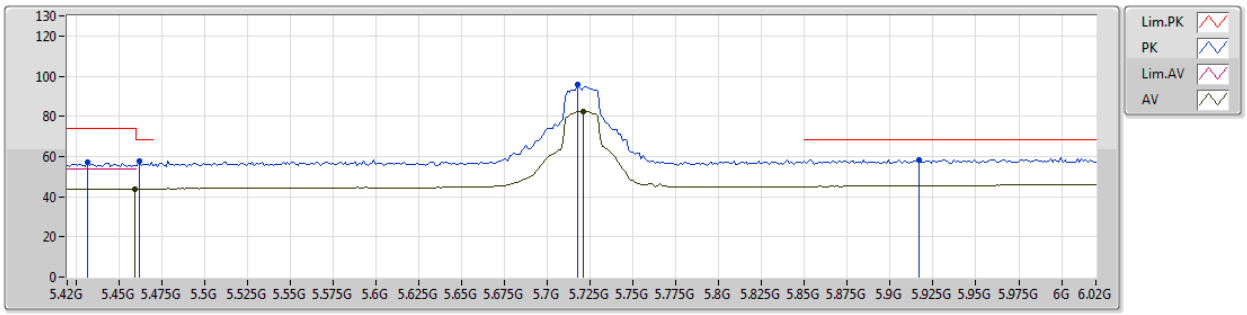

EUT X_1TX
Setting 92
01-E-4-10
FSU
ANT6

Type	Freq	Level	Limit	Margin	Factor	Dist	Condition	Azimuth	Height	Comments
	(Hz)	(dBuV/m)	(dBuV/m)	(dB)	(dB)	(m)		(°)	(m)	
PK	5.432G	57.41	74.00	-16.59	5.12	3	Horizontal	107	1.49	-
PK	5.462G	57.68	68.20	-10.52	5.23	3	Horizontal	107	1.49	-
AV	5.4596G	43.85	54.00	-10.15	5.22	3	Horizontal	107	1.49	-
PK	5.7176G	95.93	Inf	-Inf	5.79	3	Horizontal	107	1.49	-
AV	5.7212G	82.24	Inf	-Inf	5.79	3	Horizontal	107	1.49	-
PK	5.9168G	58.54	68.20	-9.66	6.78	3	Horizontal	107	1.49	-

802.11ax HEW40_Nss1,(MCS0)_1TX

5270MHz_TX

04/03/2019

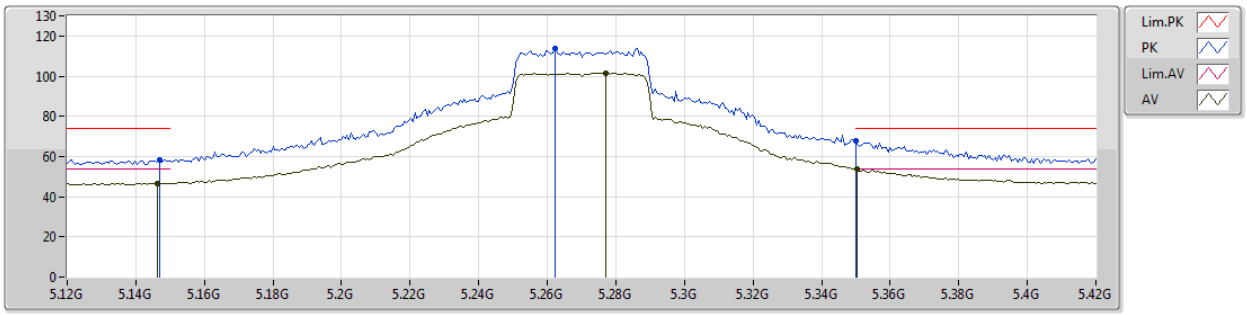

EUT X_1TX
Setting 85
01-E-4-10
FSU
ANT6

Type	Freq	Level	Limit	Margin	Factor	Dist	Condition	Azimuth	Height	Comments
	(Hz)	(dBuV/m)	(dBuV/m)	(dB)	(dB)	(m)		(°)	(m)	
PK	5.147G	58.22	74.00	-15.78	4.25	3	Vertical	199	2.19	-
AV	5.1464G	46.76	54.00	-7.24	4.25	3	Vertical	199	2.19	-
PK	5.2622G	113.56	Inf	-Inf	4.50	3	Vertical	199	2.19	-
AV	5.2772G	101.58	Inf	-Inf	4.55	3	Vertical	199	2.19	-
PK	5.35G	67.62	74.00	-6.38	4.81	3	Vertical	199	2.19	-
AV	5.3504G	53.80	54.00	-0.20	4.81	3	Vertical	199	2.19	-

802.11ax HEW40_Nss1,(MCS0)_1TX

5270MHz_TX

04/03/2019

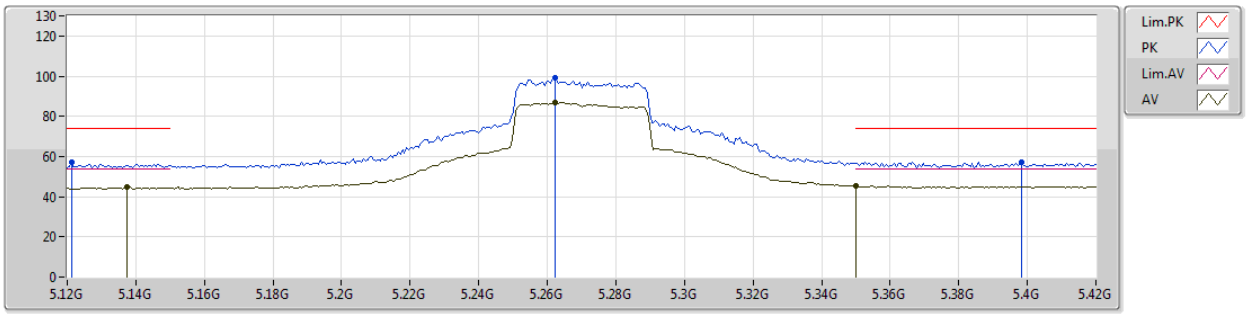

EUT X_1TX
Setting 85
01-E-4-10
FSU
ANT6

Type	Freq	Level	Limit	Margin	Factor	Dist	Condition	Azimuth	Height	Comments
	(Hz)	(dBuV/m)	(dBuV/m)	(dB)	(dB)	(m)		(°)	(m)	
PK	5.1212G	56.95	74.00	-17.05	4.23	3	Horizontal	230	1.12	-
AV	5.1374G	44.83	54.00	-9.17	4.25	3	Horizontal	230	1.12	-
PK	5.2622G	98.99	Inf	-Inf	4.50	3	Horizontal	230	1.12	-
AV	5.2622G	86.60	Inf	-Inf	4.50	3	Horizontal	230	1.12	-
PK	5.3984G	57.08	74.00	-16.92	4.99	3	Horizontal	230	1.12	-
AV	5.35G	45.55	54.00	-8.45	4.81	3	Horizontal	230	1.12	-

802.11ax HEW40_Nss1,(MCS0)_1TX

5310MHz_TX

04/03/2019

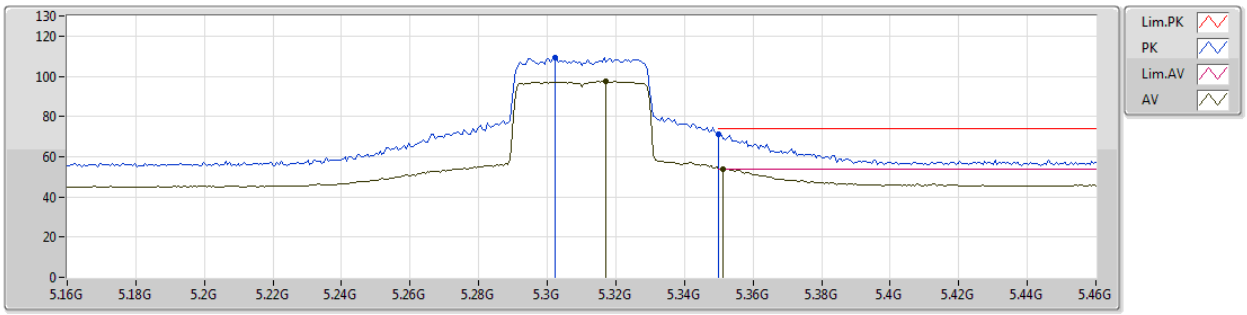

EUT X_1TX
Setting 68
01-E-4-10
FSU
ANT6

Type	Freq	Level	Limit	Margin	Factor	Dist	Condition	Azimuth	Height	Comments
	(Hz)	(dBuV/m)	(dBuV/m)	(dB)	(dB)	(m)		(°)	(m)	
PK	5.3022G	109.53	Inf	-Inf	4.65	3	Vertical	189	2.15	-
AV	5.3172G	97.44	Inf	-Inf	4.70	3	Vertical	189	2.15	-
PK	5.35G	70.91	74.00	-3.09	4.81	3	Vertical	189	2.15	-
AV	5.3514G	53.79	54.00	-0.21	4.81	3	Vertical	189	2.15	-

802.11ax HEW40_Nss1,(MCS0)_1TX

5310MHz_TX

04/03/2019

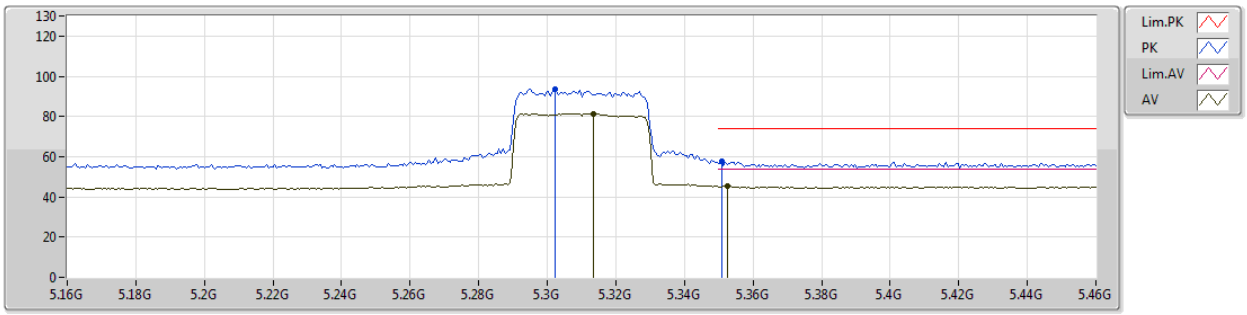

EUT X_1TX
Setting 68
01-E-4-10
FSU
ANT6

Type	Freq	Level	Limit	Margin	Factor	Dist	Condition	Azimuth	Height	Comments
	(Hz)	(dBuV/m)	(dBuV/m)	(dB)	(dB)	(m)		(°)	(m)	
PK	5.3022G	93.49	Inf	-Inf	4.65	3	Horizontal	224	2.19	-
AV	5.3136G	81.53	Inf	-Inf	4.69	3	Horizontal	224	2.19	-
PK	5.3508G	57.73	74.00	-16.27	4.81	3	Horizontal	224	2.19	-
AV	5.3526G	45.16	54.00	-8.84	4.82	3	Horizontal	224	2.19	-

802.11ax HEW40_Nss1,(MCS0)_1TX

5510MHz_TX

04/03/2019

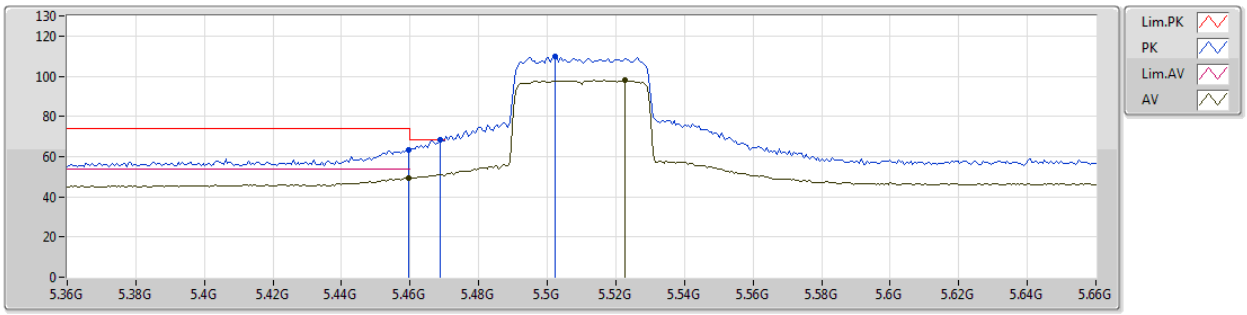

EUT X_1TX
Setting 62
01-E-4-10
FSU
ANT6

Type	Freq	Level	Limit	Margin	Factor	Dist	Condition	Azimuth	Height	Comments
	(Hz)	(dBuV/m)	(dBuV/m)	(dB)	(dB)	(m)		(°)	(m)	
PK	5.4596G	63.13	74.00	-10.87	5.22	3	Vertical	194	2.14	-
AV	5.4596G	49.58	54.00	-4.42	5.22	3	Vertical	194	2.14	-
PK	5.4686G	68.16	68.20	-0.04	5.26	3	Vertical	194	2.14	-
PK	5.5022G	109.91	Inf	-Inf	5.38	3	Vertical	194	2.14	-
AV	5.5226G	98.02	Inf	-Inf	5.45	3	Vertical	194	2.14	-

802.11ax HEW40_Nss1,(MCS0)_1TX

5510MHz_TX

04/03/2019

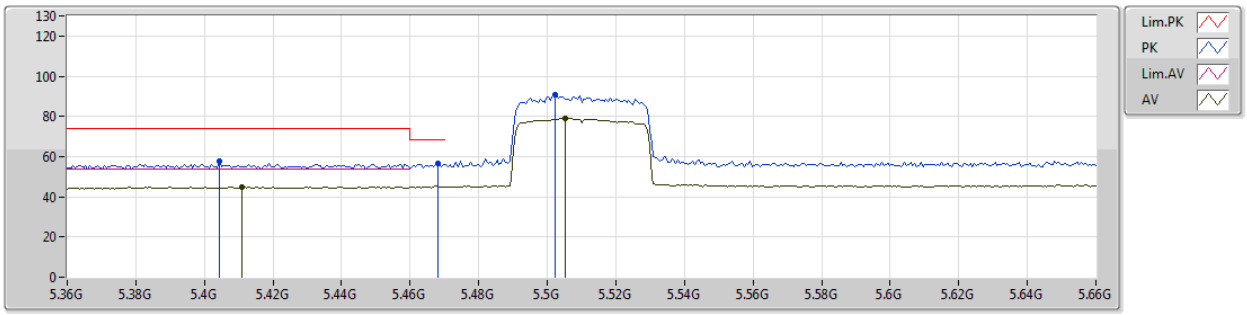

EUT X_1TX
Setting 62
01-E-4-10
FSU
ANT6

Type	Freq	Level	Limit	Margin	Factor	Dist	Condition	Azimuth	Height	Comments
	(Hz)	(dBuV/m)	(dBuV/m)	(dB)	(dB)	(m)		(°)	(m)	
PK	5.4044G	57.46	74.00	-16.54	5.00	3	Horizontal	91	1.40	-
AV	5.411G	44.92	54.00	-9.08	5.03	3	Horizontal	91	1.40	-
PK	5.468G	56.46	68.20	-11.74	5.25	3	Horizontal	91	1.40	-
PK	5.5022G	90.73	Inf	-Inf	5.38	3	Horizontal	91	1.40	-
AV	5.5052G	78.92	Inf	-Inf	5.39	3	Horizontal	91	1.40	-

802.11ax HEW40_Nss1,(MCS0)_1TX

5550MHz_TX

04/03/2019

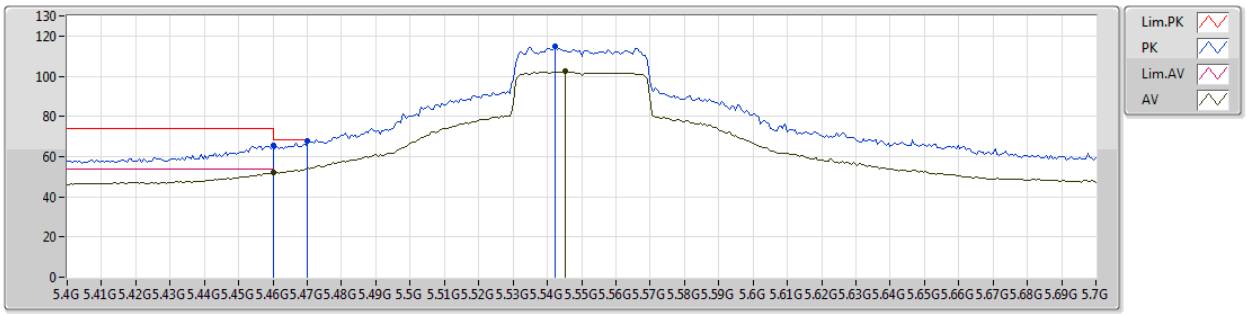

EUT X_1TX
Setting 85
01-E-4-10
FSU
ANT6

Type	Freq	Level	Limit	Margin	Factor	Dist	Condition	Azimuth	Height	Comments
	(Hz)	(dBuV/m)	(dBuV/m)	(dB)	(dB)	(m)		(°)	(m)	
PK	5.46G	65.61	74.00	-8.39	5.22	3	Vertical	194	2.13	-
AV	5.46G	51.88	54.00	-2.12	5.22	3	Vertical	194	2.13	-
PK	5.47G	67.99	68.20	-0.21	5.26	3	Vertical	194	2.13	-
PK	5.5422G	114.63	Inf	-Inf	5.48	3	Vertical	194	2.13	-
AV	5.5452G	102.30	Inf	-Inf	5.50	3	Vertical	194	2.13	-

802.11ax HEW40_Nss1,(MCS0)_1TX

5550MHz_TX

04/03/2019

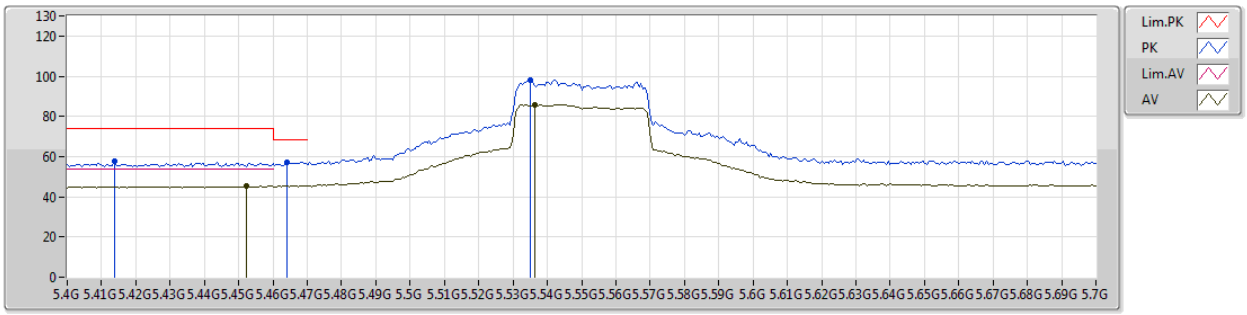

EUT X_1TX
Setting 85
01-E-4-10
FSU
ANT6

Type	Freq	Level	Limit	Margin	Factor	Dist	Condition	Azimuth	Height	Comments
	(Hz)	(dBuV/m)	(dBuV/m)	(dB)	(dB)	(m)		(°)	(m)	
PK	5.4138G	57.64	74.00	-16.36	5.04	3	Horizontal	222	1.01	-
AV	5.4522G	45.34	54.00	-8.66	5.19	3	Horizontal	222	1.01	-
PK	5.4642G	57.24	68.20	-10.96	5.23	3	Horizontal	222	1.01	-
PK	5.535G	98.04	Inf	-Inf	5.47	3	Horizontal	222	1.01	-
AV	5.5362G	85.76	Inf	-Inf	5.47	3	Horizontal	222	1.01	-

802.11ax HEW40_Nss1,(MCS0)_1TX

5670MHz_TX

04/03/2019

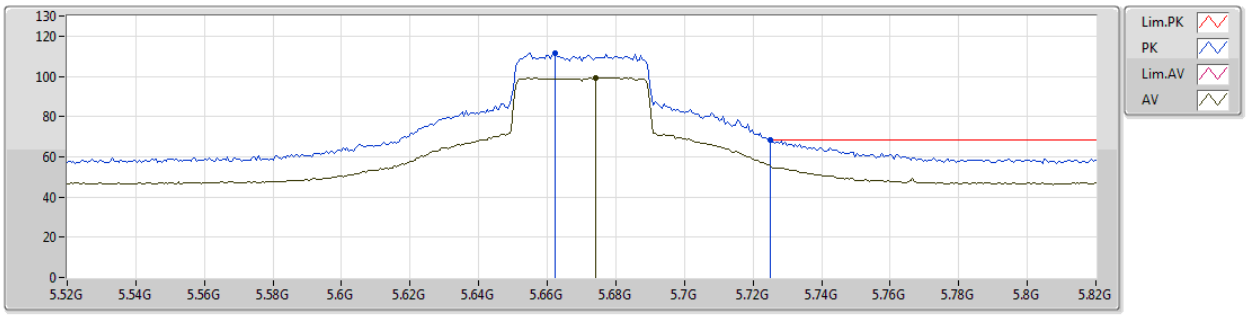

EUT X_1TX
Setting 70
01-E-4-10
FSU
ANT6

Type	Freq	Level	Limit	Margin	Factor	Dist	Condition	Azimuth	Height	Comments
	(Hz)	(dBuV/m)	(dBuV/m)	(dB)	(dB)	(m)		(°)	(m)	
PK	5.6622G	111.32	Inf	-Inf	5.70	3	Vertical	194	2.11	-
AV	5.6742G	99.41	Inf	-Inf	5.71	3	Vertical	194	2.11	-
PK	5.7252G	68.12	68.20	-0.08	5.79	3	Vertical	194	2.11	-

802.11ax HEW40_Nss1,(MCS0)_1TX

5670MHz_TX

04/03/2019

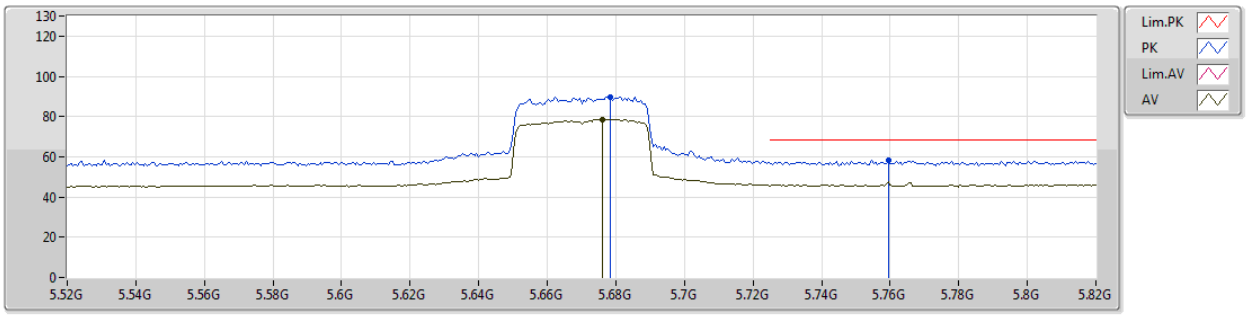

EUT X_1TX
Setting 70
01-E-4-10
FSU
ANT6

Type	Freq	Level	Limit	Margin	Factor	Dist	Condition	Azimuth	Height	Comments
	(Hz)	(dBuV/m)	(dBuV/m)	(dB)	(dB)	(m)		(°)	(m)	
PK	5.6784G	89.71	Inf	-Inf	5.72	3	Horizontal	107	1.48	-
AV	5.676G	78.59	Inf	-Inf	5.72	3	Horizontal	107	1.48	-
PK	5.7594G	58.18	68.20	-10.02	5.87	3	Horizontal	107	1.48	-

802.11ax HEW40_Nss1,(MCS0)_1TX

5710MHz Straddle 5.47-5.725GHz_TX

04/03/2019

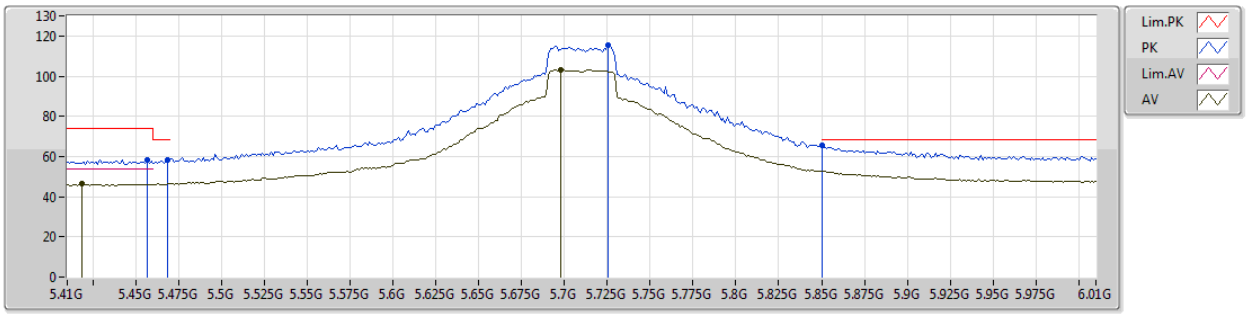

EUT X_1TX
Setting 97
01-E-4-10
FSU
ANT6

Type	Freq	Level	Limit	Margin	Factor	Dist	Condition	Azimuth	Height	Comments
	(Hz)	(dBuV/m)	(dBuV/m)	(dB)	(dB)	(m)		(°)	(m)	
PK	5.4568G	58.33	74.00	-15.67	5.21	3	Vertical	191	2.10	-
AV	5.4184G	46.31	54.00	-7.69	5.07	3	Vertical	191	2.10	-
PK	5.4688G	58.33	68.20	-9.87	5.26	3	Vertical	191	2.10	-
PK	5.7256G	115.39	Inf	-Inf	5.79	3	Vertical	191	2.10	-
AV	5.698G	103.03	Inf	-Inf	5.74	3	Vertical	191	2.10	-
PK	5.85G	65.83	68.20	-2.37	6.33	3	Vertical	191	2.10	-

802.11ax HEW40_Nss1,(MCS0)_1TX

5710MHz Straddle 5.47-5.725GHz_TX

04/03/2019

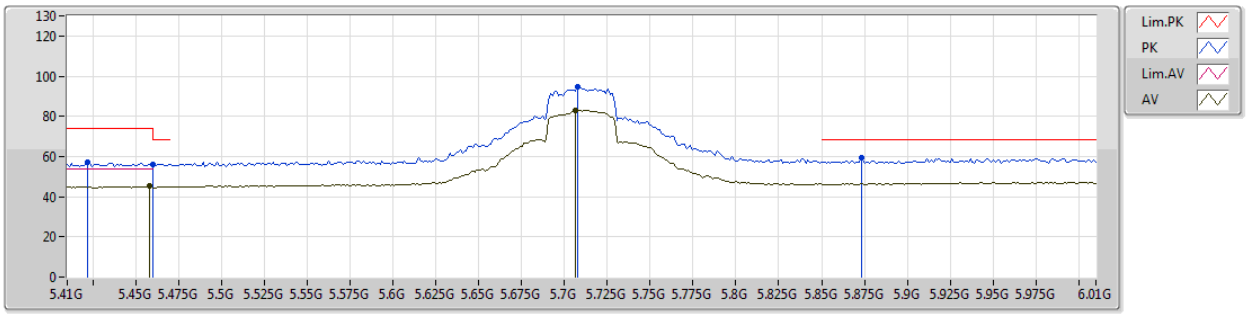

EUT X_1TX
Setting 97
01-E-4-10
FSU
ANT6

Type	Freq	Level	Limit	Margin	Factor	Dist	Condition	Azimuth	Height	Comments
	(Hz)	(dBuV/m)	(dBuV/m)	(dB)	(dB)	(m)		(°)	(m)	
PK	5.422G	57.15	74.00	-16.85	5.08	3	Horizontal	202	2.12	-
AV	5.458G	45.19	54.00	-8.81	5.21	3	Horizontal	202	2.12	-
PK	5.46G	56.19	68.20	-12.01	5.22	3	Horizontal	202	2.12	-
PK	5.7076G	94.52	Inf	-Inf	5.76	3	Horizontal	202	2.12	-
AV	5.7064G	82.81	Inf	-Inf	5.75	3	Horizontal	202	2.12	-
PK	5.8732G	59.30	68.20	-8.90	6.50	3	Horizontal	202	2.12	-

802.11ax HEW80_Nss1,(MCS0)_1TX

5290MHz_TX

04/03/2019

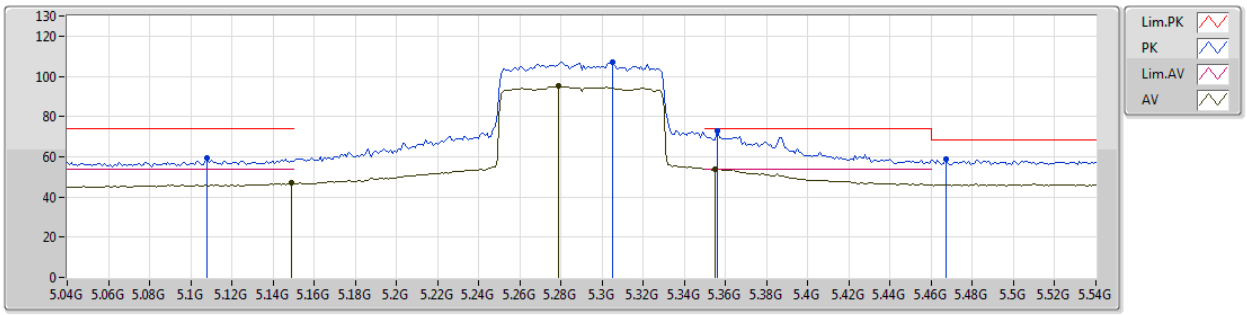

EUT X_1TX
Setting 67
01-E-4-10
FSU
ANT6

Type	Freq	Level	Limit	Margin	Factor	Dist	Condition	Azimuth	Height	Comments
	(Hz)	(dBuV/m)	(dBuV/m)	(dB)	(dB)	(m)		(°)	(m)	
PK	5.108G	59.43	74.00	-14.57	4.23	3	Vertical	169	2.18	-
AV	5.149G	46.95	54.00	-7.05	4.25	3	Vertical	169	2.18	-
PK	5.305G	107.19	Inf	-Inf	4.65	3	Vertical	169	2.18	-
AV	5.279G	95.05	Inf	-Inf	4.57	3	Vertical	169	2.18	-
PK	5.356G	72.61	74.00	-1.39	4.83	3	Vertical	169	2.18	-
AV	5.355G	53.90	54.00	-0.10	4.82	3	Vertical	169	2.18	-
PK	5.467G	58.69	68.20	-9.51	5.25	3	Vertical	169	2.18	-

802.11ax HEW80_Nss1,(MCS0)_1TX

5290MHz_TX

04/03/2019

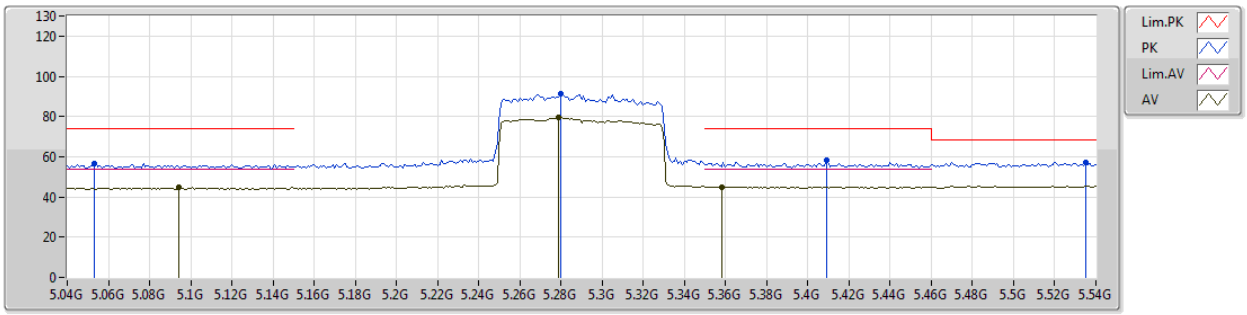

EUT X_1TX
Setting 67
01-E-4-10
FSU
ANT6

Type	Freq	Level	Limit	Margin	Factor	Dist	Condition	Azimuth	Height	Comments
	(Hz)	(dBuV/m)	(dBuV/m)	(dB)	(dB)	(m)		(°)	(m)	
PK	5.053G	56.42	74.00	-17.58	4.29	3	Horizontal	224	2.17	-
AV	5.094G	44.67	54.00	-9.33	4.23	3	Horizontal	224	2.17	-
PK	5.28G	91.17	Inf	-Inf	4.57	3	Horizontal	224	2.17	-
AV	5.279G	79.30	Inf	-Inf	4.57	3	Horizontal	224	2.17	-
PK	5.409G	58.38	74.00	-15.62	5.03	3	Horizontal	224	2.17	-
AV	5.358G	45.09	54.00	-8.91	4.83	3	Horizontal	224	2.17	-
PK	5.535G	57.41	68.20	-10.79	5.47	3	Horizontal	224	2.17	-

802.11ax HEW80_Nss1,(MCS0)_1TX

5530MHz_TX

04/03/2019

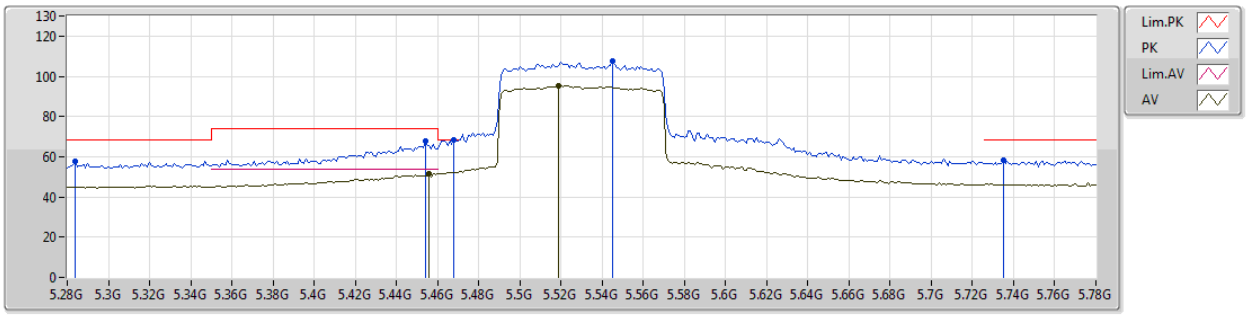

EUT X_1TX
Setting 62
01-E-4-10
FSU
ANT6

Type	Freq	Level	Limit	Margin	Factor	Dist	Condition	Azimuth	Height	Comments
	(Hz)	(dBuV/m)	(dBuV/m)	(dB)	(dB)	(m)		(°)	(m)	
PK	5.284G	57.49	68.20	-10.71	4.58	3	Vertical	195	2.18	-
PK	5.454G	67.96	74.00	-6.04	5.19	3	Vertical	195	2.18	-
AV	5.456G	51.47	54.00	-2.53	5.21	3	Vertical	195	2.18	-
PK	5.468G	68.15	68.20	-0.05	5.25	3	Vertical	195	2.18	-
PK	5.545G	107.78	Inf	-Inf	5.50	3	Vertical	195	2.18	-
AV	5.519G	95.29	Inf	-Inf	5.44	3	Vertical	195	2.18	-
PK	5.735G	58.00	68.20	-10.20	5.81	3	Vertical	195	2.18	-

802.11ax HEW80_Nss1,(MCS0)_1TX

5530MHz_TX

04/03/2019

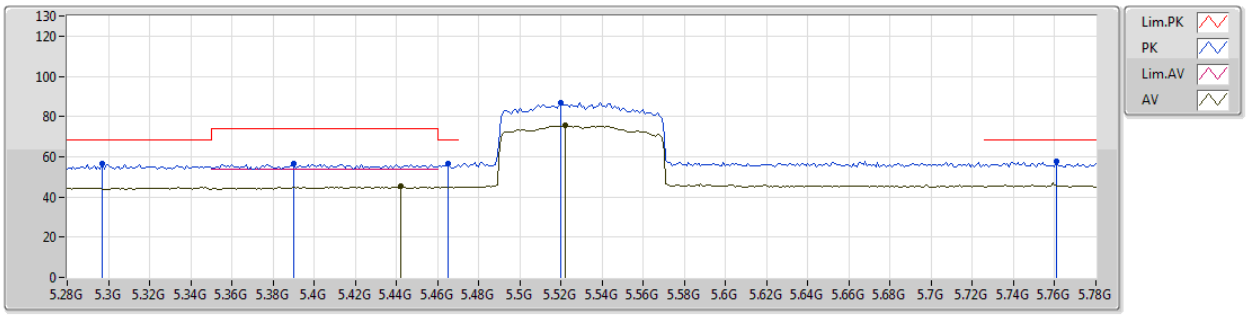

EUT X_1TX
Setting 62
01-E-4-10
FSU
ANT6

Type	Freq	Level	Limit	Margin	Factor	Dist	Condition	Azimuth	Height	Comments
	(Hz)	(dBuV/m)	(dBuV/m)	(dB)	(dB)	(m)		(°)	(m)	
PK	5.297G	56.44	68.20	-11.76	4.63	3	Horizontal	93	1.36	-
PK	5.39G	56.42	74.00	-17.58	4.95	3	Horizontal	93	1.36	-
AV	5.442G	45.27	54.00	-8.73	5.16	3	Horizontal	93	1.36	-
PK	5.465G	56.79	68.20	-11.41	5.25	3	Horizontal	93	1.36	-
PK	5.52G	87.12	Inf	-Inf	5.44	3	Horizontal	93	1.36	-
AV	5.522G	75.47	Inf	-Inf	5.44	3	Horizontal	93	1.36	-
PK	5.761G	57.50	68.20	-10.70	5.87	3	Horizontal	93	1.36	-

802.11ax HEW80_Nss1,(MCS0)_1TX

5610MHz_TX

04/03/2019

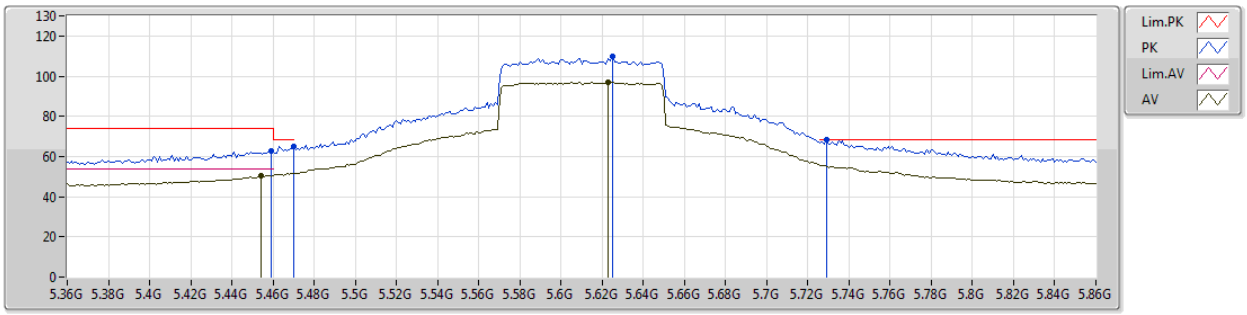

EUT X_1TX
Setting 74
01-E-4-10
FSU
ANT6

Type	Freq	Level	Limit	Margin	Factor	Dist	Condition	Azimuth	Height	Comments
	(Hz)	(dBuV/m)	(dBuV/m)	(dB)	(dB)	(m)		(°)	(m)	
PK	5.459G	62.92	74.00	-11.08	5.22	3	Vertical	193	2.19	-
AV	5.454G	50.28	54.00	-3.72	5.19	3	Vertical	193	2.19	-
PK	5.47G	65.01	68.20	-3.19	5.26	3	Vertical	193	2.19	-
PK	5.625G	109.67	Inf	-Inf	5.67	3	Vertical	193	2.19	-
AV	5.623G	97.07	Inf	-Inf	5.66	3	Vertical	193	2.19	-
PK	5.729G	68.16	68.20	-0.04	5.80	3	Vertical	193	2.19	-

802.11ax HEW80_Nss1,(MCS0)_1TX

5610MHz_TX

04/03/2019

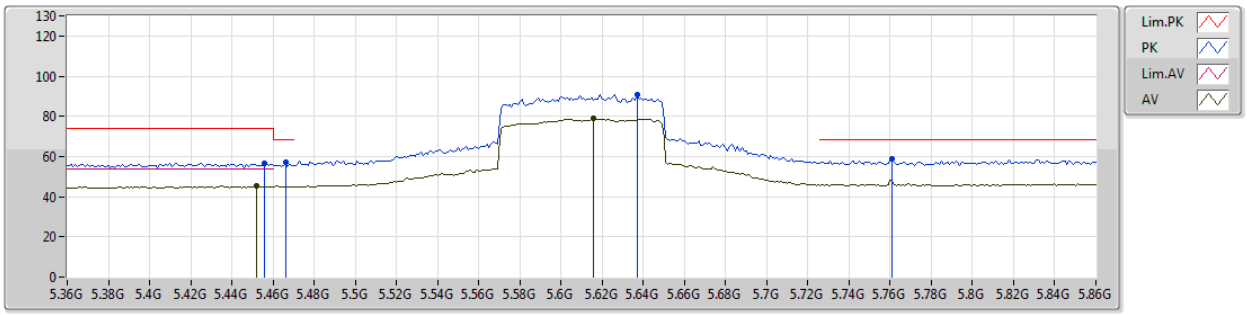

EUT X_1TX
Setting 74
01-E-4-10
FSU
ANT6

Type	Freq	Level	Limit	Margin	Factor	Dist	Condition	Azimuth	Height	Comments
	(Hz)	(dBuV/m)	(dBuV/m)	(dB)	(dB)	(m)		(°)	(m)	
PK	5.456G	56.68	74.00	-17.32	5.21	3	Horizontal	203	1.15	-
AV	5.452G	45.40	54.00	-8.60	5.19	3	Horizontal	203	1.15	-
PK	5.466G	56.88	68.20	-11.32	5.25	3	Horizontal	203	1.15	-
PK	5.637G	90.77	Inf	-Inf	5.68	3	Horizontal	203	1.15	-
AV	5.616G	78.81	Inf	-Inf	5.66	3	Horizontal	203	1.15	-
PK	5.761G	58.73	68.20	-9.47	5.87	3	Horizontal	203	1.15	-

802.11ax HEW80_Nss1,(MCS0)_1TX

5690MHz Straddle 5.47-5.725GHz_TX

04/03/2019

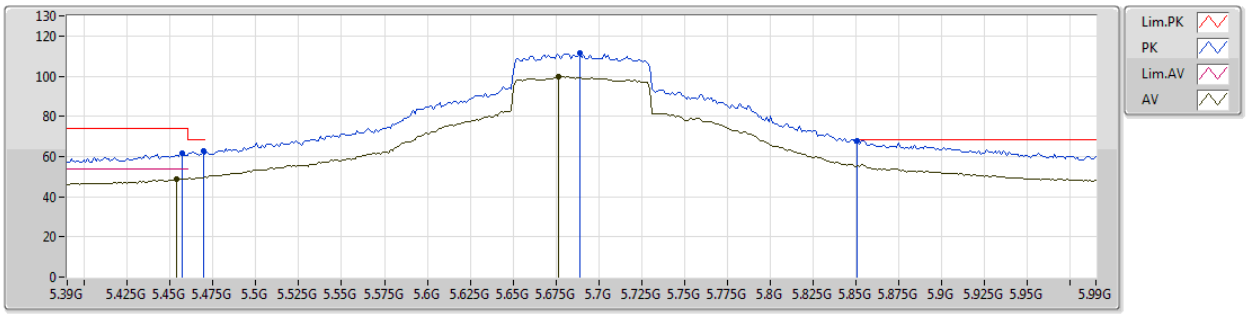

EUT X_1TX
Setting 86
01-E-4-10
FSU
ANT6

Type	Freq	Level	Limit	Margin	Factor	Dist	Condition	Azimuth	Height	Comments
	(Hz)	(dBuV/m)	(dBuV/m)	(dB)	(dB)	(m)		(°)	(m)	
PK	5.4572G	61.51	74.00	-12.49	5.21	3	Vertical	193	2.11	-
AV	5.4536G	48.88	54.00	-5.12	5.19	3	Vertical	193	2.11	-
PK	5.4692G	62.94	68.20	-5.26	5.26	3	Vertical	193	2.11	-
PK	5.6888G	111.36	Inf	-Inf	5.73	3	Vertical	193	2.11	-
AV	5.6768G	99.70	Inf	-Inf	5.72	3	Vertical	193	2.11	-
PK	5.8508G	68.01	68.20	-0.19	6.33	3	Vertical	193	2.11	-

802.11ax HEW80_Nss1,(MCS0)_1TX

5690MHz Straddle 5.47-5.725GHz_TX

04/03/2019

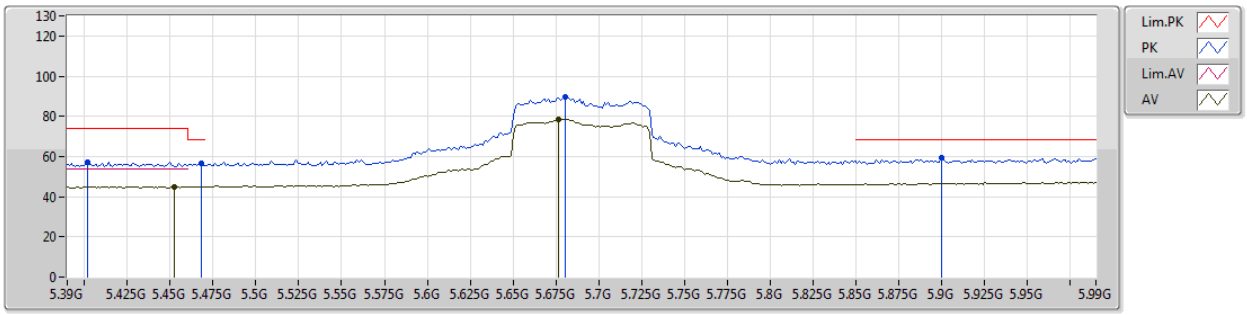

EUT X_1TX
Setting 86
01-E-4-10
FSU
ANT6

Type	Freq	Level	Limit	Margin	Factor	Dist	Condition	Azimuth	Height	Comments
	(Hz)	(dBuV/m)	(dBuV/m)	(dB)	(dB)	(m)		(°)	(m)	
PK	5.402G	57.23	74.00	-16.77	5.00	3	Horizontal	106	1.50	-
AV	5.4524G	45.06	54.00	-8.94	5.19	3	Horizontal	106	1.50	-
PK	5.468G	56.58	68.20	-11.62	5.25	3	Horizontal	106	1.50	-
PK	5.6804G	89.65	Inf	-Inf	5.72	3	Horizontal	106	1.50	-
AV	5.6768G	78.40	Inf	-Inf	5.72	3	Horizontal	106	1.50	-
PK	5.9G	59.57	68.20	-8.63	6.70	3	Horizontal	106	1.50	-

802.11ax HEW160_Nss1,(MCS0)_1TX

5250MHz Straddle 5.25-5.35GHz_TX

04/03/2019

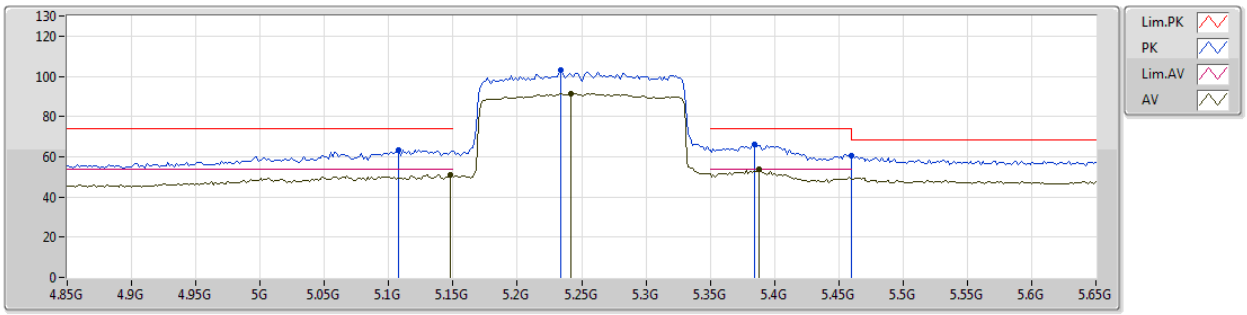

EUT X_1TX
Setting 59
01-E-4-10
FSU
ANT6

Type	Freq	Level	Limit	Margin	Factor	Dist	Condition	Azimuth	Height	Comments
	(Hz)	(dBuV/m)	(dBuV/m)	(dB)	(dB)	(m)		(°)	(m)	
PK	5.1076G	63.52	74.00	-10.48	4.23	3	Vertical	169	2.14	-
AV	5.1476G	51.14	54.00	-2.86	4.25	3	Vertical	169	2.14	-
PK	5.234G	102.83	Inf	-Inf	4.39	3	Vertical	169	2.14	-
AV	5.242G	91.47	Inf	-Inf	4.43	3	Vertical	169	2.14	-
PK	5.3844G	65.93	74.00	-8.07	4.93	3	Vertical	169	2.14	-
AV	5.3876G	53.84	54.00	-0.16	4.94	3	Vertical	169	2.14	-
PK	5.46012G	60.63	68.20	-7.57	5.22	3	Vertical	169	2.14	-

802.11ax HEW160_Nss1,(MCS0)_1TX

5250MHz Straddle 5.25-5.35GHz_TX

04/03/2019

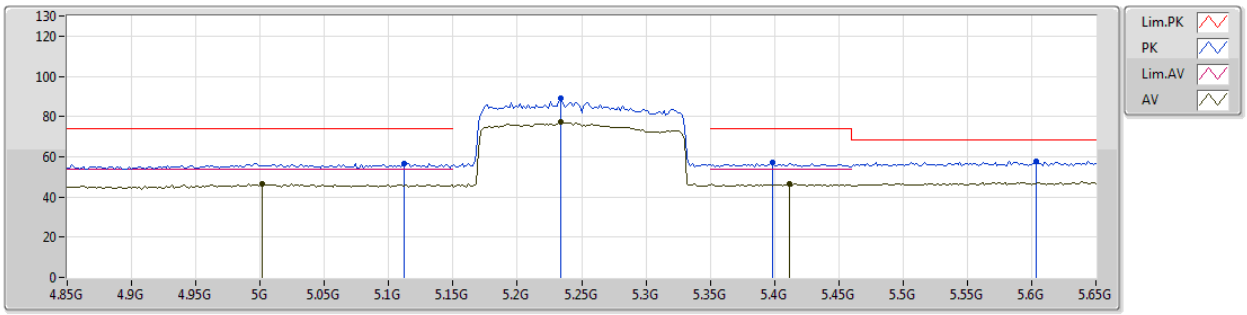

EUT X_1TX
Setting 59
01-E-4-10
FSU
ANT6

Type	Freq	Level	Limit	Margin	Factor	Dist	Condition	Azimuth	Height	Comments
	(Hz)	(dBuV/m)	(dBuV/m)	(dB)	(dB)	(m)		(°)	(m)	
PK	5.1124G	56.67	74.00	-17.33	4.23	3	Horizontal	224	2.05	-
AV	5.002G	46.46	54.00	-7.54	4.38	3	Horizontal	224	2.05	-
PK	5.234G	88.91	Inf	-Inf	4.39	3	Horizontal	224	2.05	-
AV	5.234G	77.07	Inf	-Inf	4.39	3	Horizontal	224	2.05	-
PK	5.3988G	57.22	74.00	-16.78	4.99	3	Horizontal	224	2.05	-
AV	5.4116G	46.37	54.00	-7.63	5.03	3	Horizontal	224	2.05	-
PK	5.6036G	57.59	68.20	-10.61	5.64	3	Horizontal	224	2.05	-

802.11ax HEW160_Nss1,(MCS0)_1TX

5570MHz_TX

04/03/2019

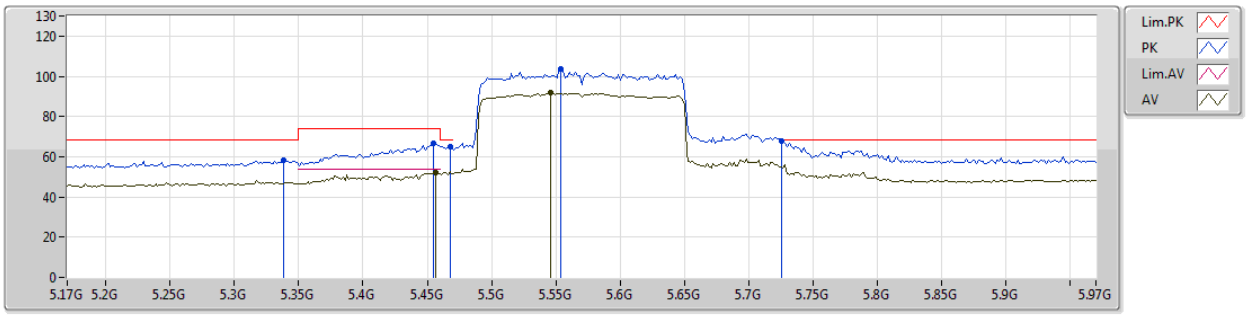

EUT X_1TX
Setting 55
01-E-4-10
FSU
ANT6

Type	Freq	Level	Limit	Margin	Factor	Dist	Condition	Azimuth	Height	Comments
	(Hz)	(dBuV/m)	(dBuV/m)	(dB)	(dB)	(m)		(°)	(m)	
PK	5.338G	58.12	68.20	-10.08	4.77	3	Vertical	192	2.19	-
PK	5.4548G	66.93	74.00	-7.07	5.19	3	Vertical	192	2.19	-
AV	5.4564G	52.05	54.00	-1.95	5.21	3	Vertical	192	2.19	-
PK	5.4676G	64.91	68.20	-3.29	5.25	3	Vertical	192	2.19	-
PK	5.554G	103.65	Inf	-Inf	5.52	3	Vertical	192	2.19	-
AV	5.546G	91.79	Inf	-Inf	5.50	3	Vertical	192	2.19	-
PK	5.7252G	67.96	68.20	-0.24	5.79	3	Vertical	192	2.19	-

802.11ax HEW160_Nss1,(MCS0)_1TX

5570MHz_TX

04/03/2019

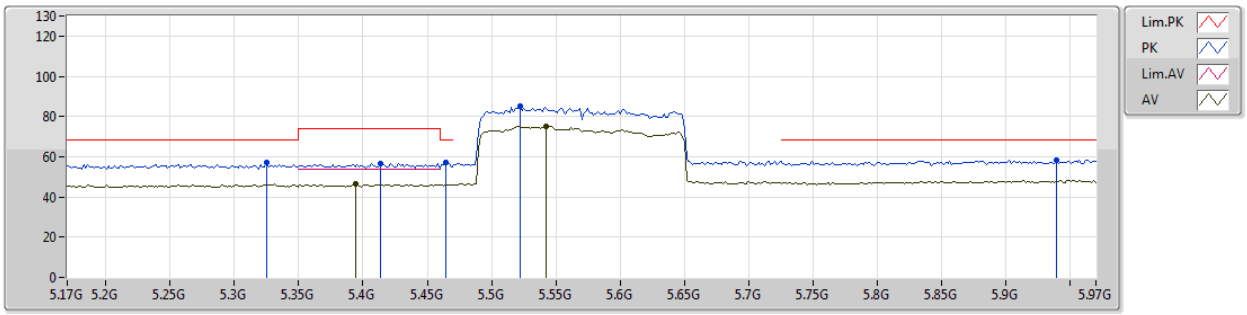

EUT X_1TX
Setting 55
01-E-4-10
FSU
ANT6

Type	Freq	Level	Limit	Margin	Factor	Dist	Condition	Azimuth	Height	Comments
	(Hz)	(dBuV/m)	(dBuV/m)	(dB)	(dB)	(m)		(°)	(m)	
PK	5.3252G	57.17	68.20	-11.03	4.74	3	Horizontal	224	1.01	-
PK	5.4132G	56.54	74.00	-17.46	5.04	3	Horizontal	224	1.01	-
AV	5.394G	46.74	54.00	-7.26	4.97	3	Horizontal	224	1.01	-
PK	5.4644G	57.16	68.20	-11.04	5.23	3	Horizontal	224	1.01	-
PK	5.522G	85.22	Inf	-Inf	5.44	3	Horizontal	224	1.01	-
AV	5.5428G	75.09	Inf	-Inf	5.49	3	Horizontal	224	1.01	-
PK	5.9396G	58.47	68.20	-9.73	6.88	3	Horizontal	224	1.01	-

For Non-beamforming / 2T2S mode
Summary

Mode	Result	Type	Freq (Hz)	Level (dBuV/m)	Limit (dBuV/m)	Margin (dB)	Factor (dB)	Dist (m)	Condition	Azimuth (°)	Height (m)	Comments
5.25-5.35GHz	-	-	-	-	-	-	-	-	-	-	-	-
802.11ax HEW40_Nss2,(MCS0)_2TX	Pass	AV	5.35G	53.99	54.00	-0.01	4.81	3	Vertical	192	2.06	-

802.11ax HEW20_Nss2,(MCS0)_2TX

5260MHz_TX

04/03/2019

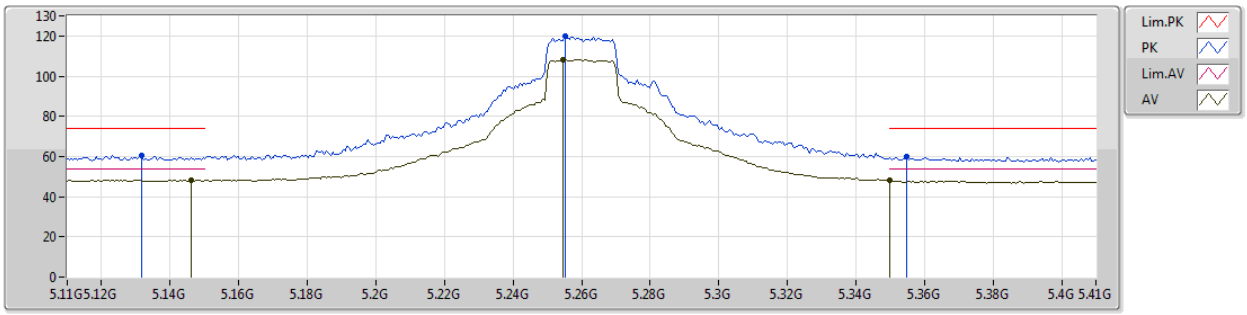

EUT X_2TX
Setting 89
01-E-4-10
FSU
ANT6

Type	Freq	Level	Limit	Margin	Factor	Dist	Condition	Azimuth	Height	Comments
	(Hz)	(dBuV/m)	(dBuV/m)	(dB)	(dB)	(m)		(°)	(m)	
PK	5.1316G	60.53	74.00	-13.47	4.24	3	Vertical	200	2.20	-
AV	5.146G	48.27	54.00	-5.73	4.25	3	Vertical	200	2.20	-
PK	5.2552G	119.67	Inf	-Inf	4.48	3	Vertical	200	2.20	-
AV	5.2546G	108.39	Inf	-Inf	4.47	3	Vertical	200	2.20	-
PK	5.3548G	59.77	74.00	-14.23	4.82	3	Vertical	200	2.20	-
AV	5.35G	48.03	54.00	-5.97	4.81	3	Vertical	200	2.20	-

802.11ax HEW20_Nss2,(MCS0)_2TX

5260MHz_TX

04/03/2019

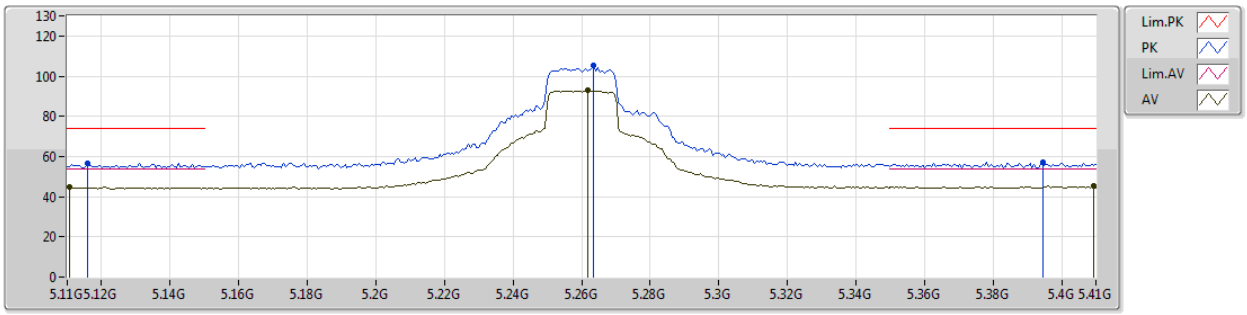

EUT X_2TX
Setting 89
01-E-4-10
FSU
ANT6

Type	Freq	Level	Limit	Margin	Factor	Dist	Condition	Azimuth	Height	Comments
	(Hz)	(dBuV/m)	(dBuV/m)	(dB)	(dB)	(m)		(°)	(m)	
PK	5.116G	56.62	74.00	-17.38	4.23	3	Horizontal	140	1.91	-
AV	5.1106G	44.61	54.00	-9.39	4.23	3	Horizontal	140	1.91	-
PK	5.2636G	105.32	Inf	-Inf	4.50	3	Horizontal	140	1.91	-
AV	5.2618G	92.84	Inf	-Inf	4.50	3	Horizontal	140	1.91	-
PK	5.3944G	57.05	74.00	-16.95	4.97	3	Horizontal	140	1.91	-
AV	5.4094G	45.43	54.00	-8.57	5.03	3	Horizontal	140	1.91	-

802.11ax HEW20_Nss2,(MCS0)_2TX

5300MHz_TX

04/03/2019

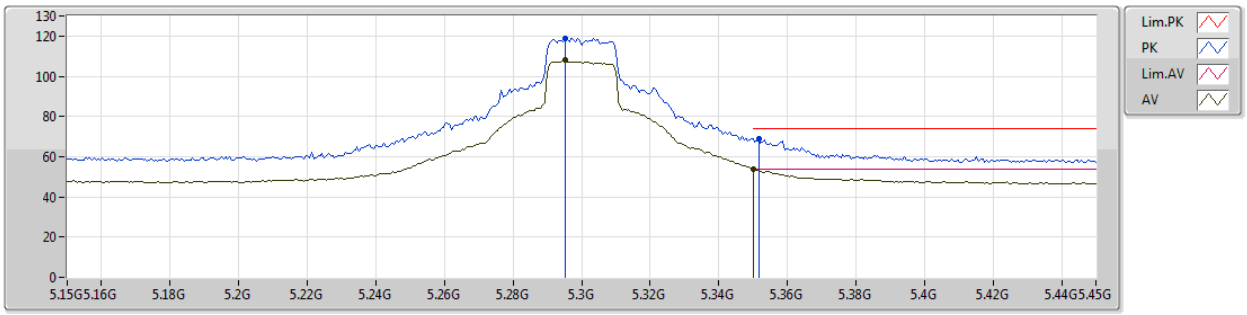

EUT X_2TX
Setting 86
01-E-4-10
FSU
ANT6

Type	Freq	Level	Limit	Margin	Factor	Dist	Condition	Azimuth	Height	Comments
	(Hz)	(dBuV/m)	(dBuV/m)	(dB)	(dB)	(m)		(°)	(m)	
PK	5.2952G	118.98	Inf	-Inf	4.63	3	Vertical	198	2.20	-
AV	5.2952G	108.11	Inf	-Inf	4.63	3	Vertical	198	2.20	-
PK	5.3516G	69.02	74.00	-4.98	4.81	3	Vertical	198	2.20	-
AV	5.35G	53.85	54.00	-0.15	4.81	3	Vertical	198	2.20	-

802.11ax HEW20_Nss2,(MCS0)_2TX

5300MHz_TX

04/03/2019

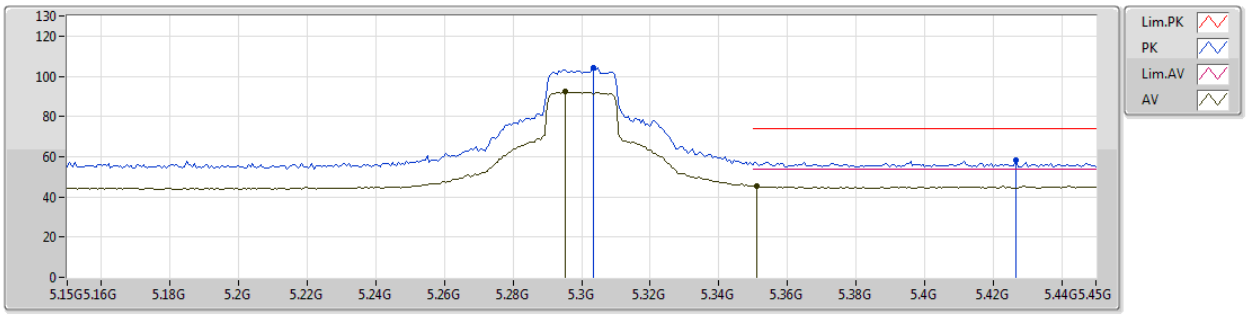

EUT X_2TX
Setting 86
01-E-4-10
FSU
ANT6

Type	Freq	Level	Limit	Margin	Factor	Dist	Condition	Azimuth	Height	Comments
	(Hz)	(dBuV/m)	(dBuV/m)	(dB)	(dB)	(m)		(°)	(m)	
PK	5.3036G	104.39	Inf	-Inf	4.65	3	Horizontal	141	1.98	-
AV	5.2952G	92.72	Inf	-Inf	4.63	3	Horizontal	141	1.98	-
PK	5.4266G	58.25	74.00	-15.75	5.10	3	Horizontal	141	1.98	-
AV	5.351G	45.55	54.00	-8.45	4.81	3	Horizontal	141	1.98	-

802.11ax HEW20_Nss2,(MCS0)_2TX

5320MHz_TX

04/03/2019

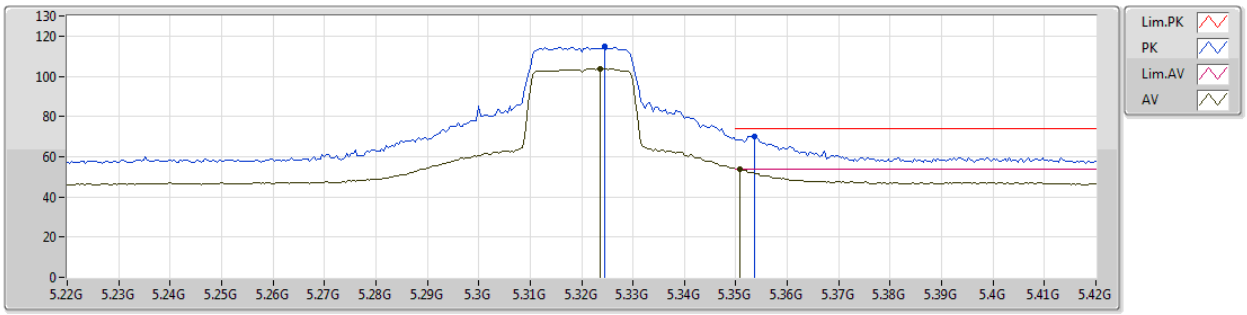

EUT X_2TX
Setting 70
01-E-4-10
FSU
ANT6

Type	Freq	Level	Limit	Margin	Factor	Dist	Condition	Azimuth	Height	Comments
	(Hz)	(dBuV/m)	(dBuV/m)	(dB)	(dB)	(m)		(°)	(m)	
PK	5.3244G	114.64	Inf	-Inf	4.72	3	Vertical	182	2.14	-
AV	5.3236G	103.80	Inf	-Inf	4.72	3	Vertical	182	2.14	-
PK	5.3536G	70.17	74.00	-3.83	4.82	3	Vertical	182	2.14	-
AV	5.3508G	53.86	54.00	-0.14	4.81	3	Vertical	182	2.14	-

802.11ax HEW20_Nss2,(MCS0)_2TX

5320MHz_TX

04/03/2019

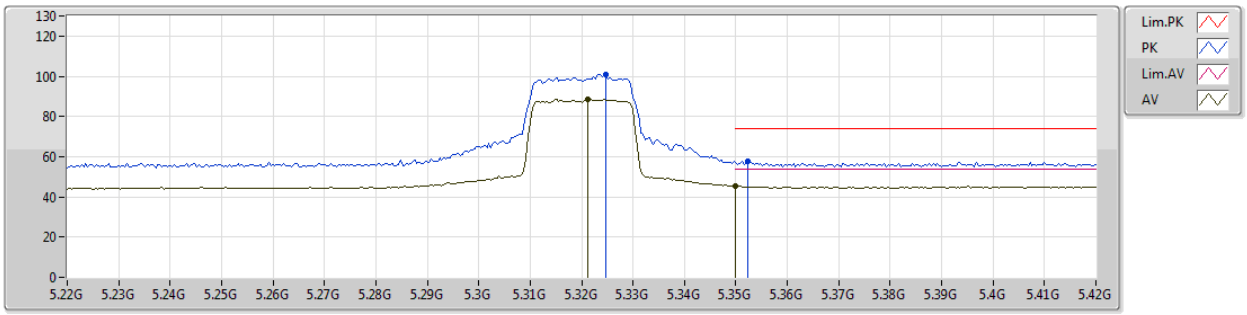

EUT X_2TX
Setting 70
01-E-4-10
FSU
ANT6

Type	Freq	Level	Limit	Margin	Factor	Dist	Condition	Azimuth	Height	Comments
	(Hz)	(dBuV/m)	(dBuV/m)	(dB)	(dB)	(m)		(°)	(m)	
PK	5.3248G	101.09	Inf	-Inf	4.72	3	Horizontal	142	1.89	-
AV	5.3212G	88.43	Inf	-Inf	4.71	3	Horizontal	142	1.89	-
PK	5.3524G	57.92	74.00	-16.08	4.82	3	Horizontal	142	1.89	-
AV	5.35G	45.34	54.00	-8.66	4.81	3	Horizontal	142	1.89	-

802.11ax HEW20_Nss2,(MCS0)_2TX

5500MHz_TX

05/03/2019

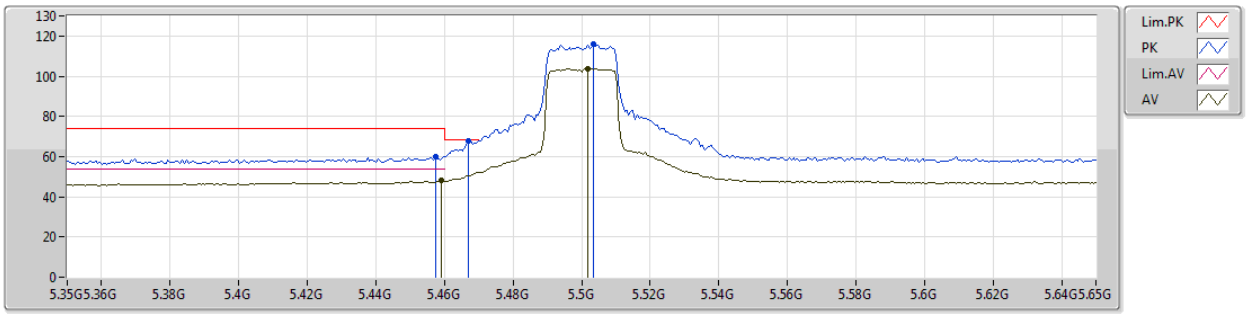

EUT X_2TX
Setting 63
01-E-4-10
FSU
ANT6

Type	Freq	Level	Limit	Margin	Factor	Dist	Condition	Azimuth	Height	Comments
	(Hz)	(dBuV/m)	(dBuV/m)	(dB)	(dB)	(m)		(°)	(m)	
PK	5.4574G	59.85	74.00	-14.15	5.21	3	Vertical	193	2.06	-
AV	5.4592G	47.93	54.00	-6.07	5.22	3	Vertical	193	2.06	-
PK	5.467G	68.04	68.20	-0.16	5.25	3	Vertical	193	2.06	-
PK	5.5036G	115.84	Inf	-Inf	5.39	3	Vertical	193	2.06	-
AV	5.5018G	103.94	Inf	-Inf	5.38	3	Vertical	193	2.06	-

802.11ax HEW20_Nss2,(MCS0)_2TX

5500MHz_TX

05/03/2019

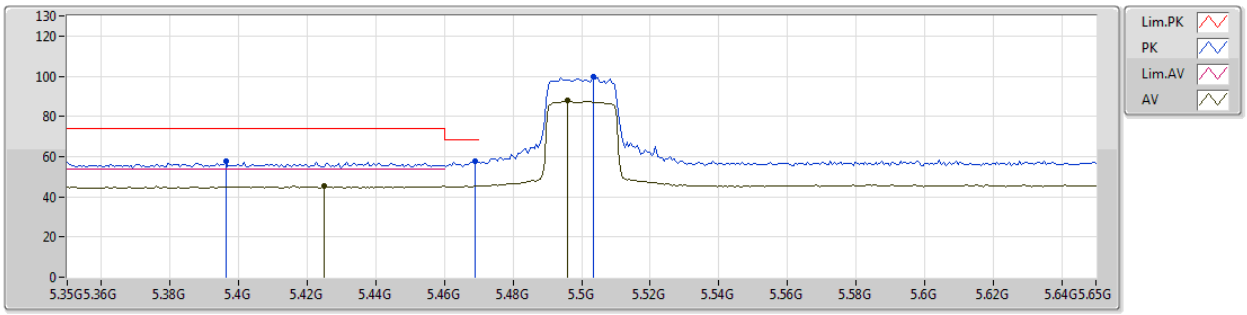

EUT X_2TX
Setting 63
01-E-4-10
FSU
ANT6

Type	Freq	Level	Limit	Margin	Factor	Dist	Condition	Azimuth	Height	Comments
	(Hz)	(dBuV/m)	(dBuV/m)	(dB)	(dB)	(m)		(°)	(m)	
PK	5.3962G	57.66	74.00	-16.34	4.98	3	Horizontal	139	1.91	-
AV	5.425G	45.34	54.00	-8.66	5.10	3	Horizontal	139	1.91	-
PK	5.4688G	57.97	68.20	-10.23	5.26	3	Horizontal	139	1.91	-
PK	5.5036G	99.93	Inf	-Inf	5.39	3	Horizontal	139	1.91	-
AV	5.4958G	87.80	Inf	-Inf	5.37	3	Horizontal	139	1.91	-

802.11ax HEW20_Nss2,(MCS0)_2TX

5580MHz_TX

05/03/2019

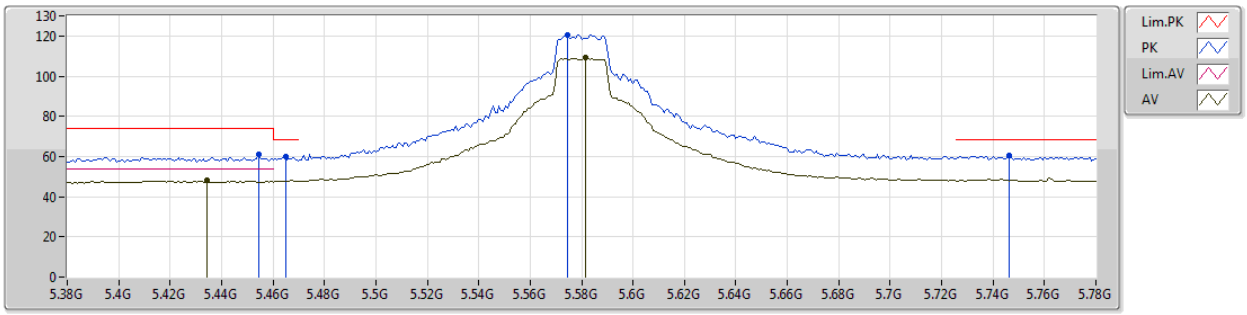

EUT X_2TX
Setting 92
01-E-4-10
FSU
ANT6

Type	Freq	Level	Limit	Margin	Factor	Dist	Condition	Azimuth	Height	Comments
	(Hz)	(dBuV/m)	(dBuV/m)	(dB)	(dB)	(m)		(°)	(m)	
PK	5.4544G	61.00	74.00	-13.00	5.19	3	Vertical	192	2.09	-
AV	5.4344G	47.91	54.00	-6.09	5.12	3	Vertical	192	2.09	-
PK	5.4648G	60.09	68.20	-8.11	5.23	3	Vertical	192	2.09	-
PK	5.5744G	120.48	Inf	-Inf	5.58	3	Vertical	192	2.09	-
AV	5.5816G	109.04	Inf	-Inf	5.59	3	Vertical	192	2.09	-
PK	5.7464G	60.73	68.20	-7.47	5.84	3	Vertical	192	2.09	-

802.11ax HEW20_Nss2,(MCS0)_2TX

5580MHz_TX

05/03/2019

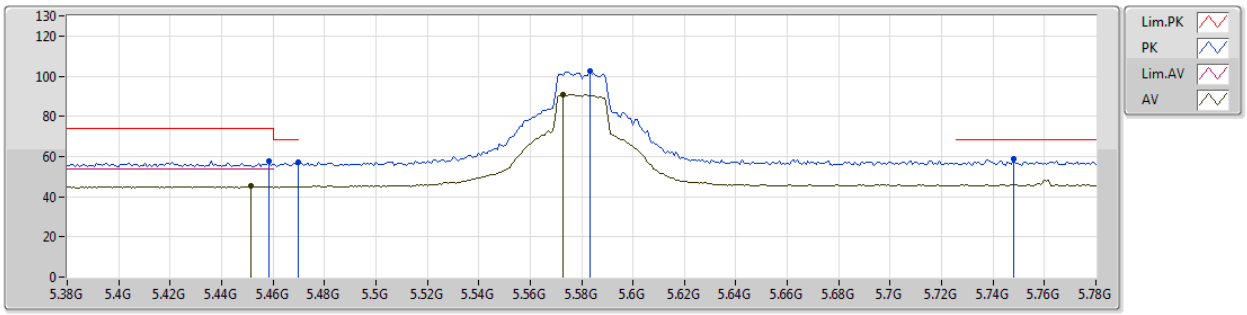

EUT X_2TX
Setting 92
01-E-4-10
FSU
ANT6

Type	Freq	Level	Limit	Margin	Factor	Dist	Condition	Azimuth	Height	Comments
	(Hz)	(dBuV/m)	(dBuV/m)	(dB)	(dB)	(m)		(°)	(m)	
PK	5.4584G	57.79	74.00	-16.21	5.22	3	Horizontal	142	1.92	-
AV	5.4512G	45.13	54.00	-8.87	5.18	3	Horizontal	142	1.92	-
PK	5.4696G	57.38	68.20	-10.82	5.26	3	Horizontal	142	1.92	-
PK	5.5832G	102.33	Inf	-Inf	5.60	3	Horizontal	142	1.92	-
AV	5.5728G	90.76	Inf	-Inf	5.58	3	Horizontal	142	1.92	-
PK	5.748G	58.77	68.20	-9.43	5.85	3	Horizontal	142	1.92	-

802.11ax HEW20_Nss2,(MCS0)_2TX

5700MHz_TX

05/03/2019

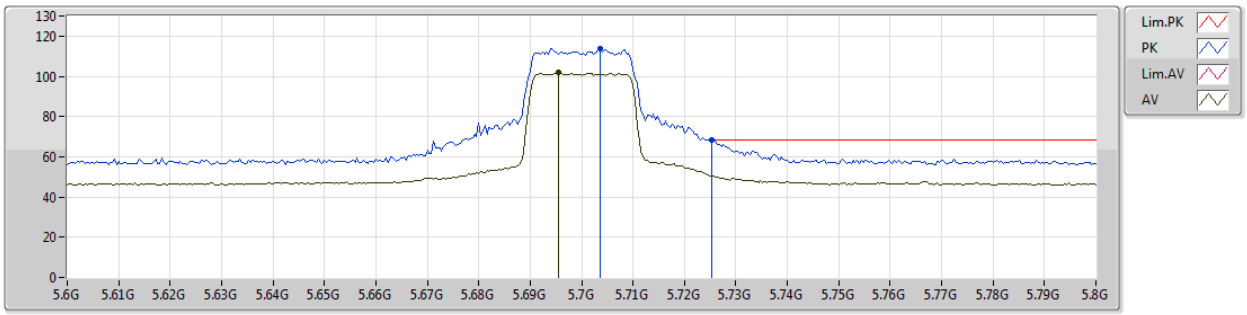

EUT X_2TX
Setting 54
01-E-4-10
FSU
ANT6

Type	Freq	Level	Limit	Margin	Factor	Dist	Condition	Azimuth	Height	Comments
	(Hz)	(dBuV/m)	(dBuV/m)	(dB)	(dB)	(m)		(°)	(m)	
PK	5.7036G	113.69	Inf	-Inf	5.75	3	Vertical	193	2.11	-
AV	5.6956G	101.79	Inf	-Inf	5.74	3	Vertical	193	2.11	-
PK	5.7252G	68.17	68.20	-0.03	5.79	3	Vertical	193	2.11	-

802.11ax HEW20_Nss2,(MCS0)_2TX

5700MHz_TX

05/03/2019

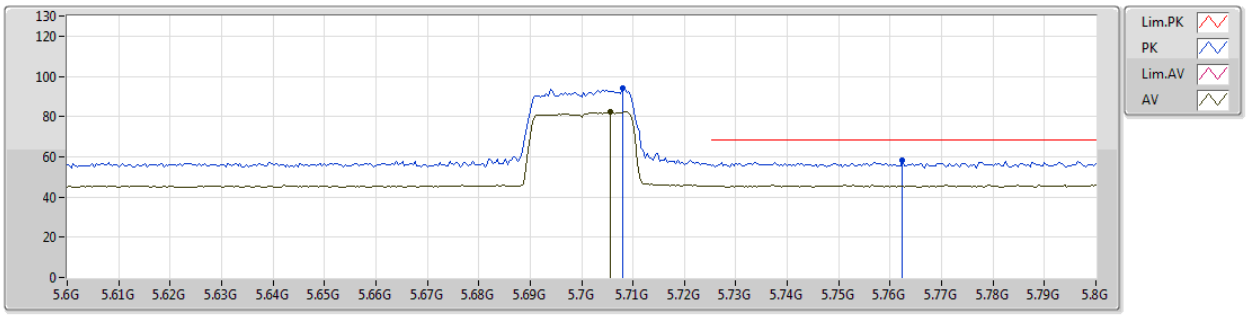

EUT X_2TX
Setting 54
01-E-4-10
FSU
ANT6

Type	Freq	Level	Limit	Margin	Factor	Dist	Condition	Azimuth	Height	Comments
	(Hz)	(dBuV/m)	(dBuV/m)	(dB)	(dB)	(m)		(°)	(m)	
PK	5.708G	94.30	Inf	-Inf	5.76	3	Horizontal	135	2.04	-
AV	5.7056G	82.21	Inf	-Inf	5.75	3	Horizontal	135	2.04	-
PK	5.7624G	58.07	68.20	-10.13	5.87	3	Horizontal	135	2.04	-

802.11ax HEW20_Nss2,(MCS0)_2TX

5720MHz Straddle 5.47-5.725GHz_TX

05/03/2019

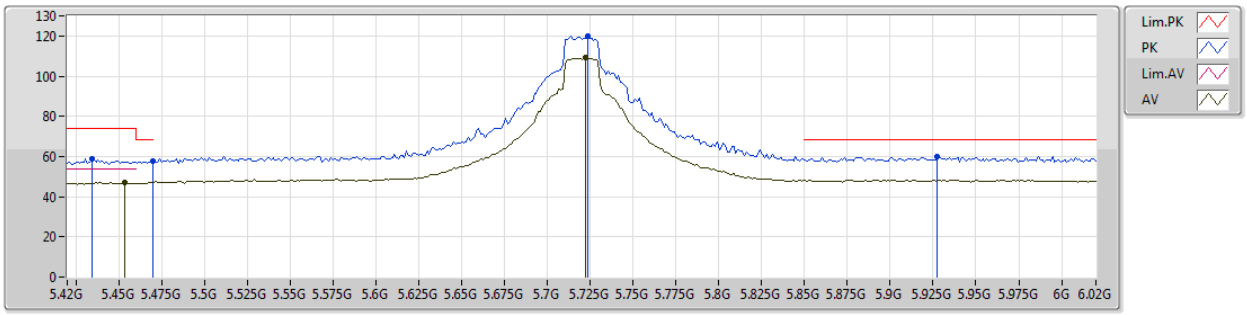

EUT X_2TX
Setting 92
01-E-4-10
FSU
ANT6

Type	Freq	Level	Limit	Margin	Factor	Dist	Condition	Azimuth	Height	Comments
	(Hz)	(dBuV/m)	(dBuV/m)	(dB)	(dB)	(m)		(°)	(m)	
PK	5.4344G	58.66	74.00	-15.34	5.12	3	Vertical	191	2.01	-
AV	5.4536G	46.98	54.00	-7.02	5.19	3	Vertical	191	2.01	-
PK	5.47G	57.77	68.20	-10.43	5.26	3	Vertical	191	2.01	-
PK	5.7236G	120.19	Inf	-Inf	5.80	3	Vertical	191	2.01	-
AV	5.7224G	108.99	Inf	-Inf	5.79	3	Vertical	191	2.01	-
PK	5.9276G	59.84	68.20	-8.36	6.82	3	Vertical	191	2.01	-

802.11ax HEW20_Nss2,(MCS0)_2TX

5720MHz Straddle 5.47-5.725GHz_TX

05/03/2019

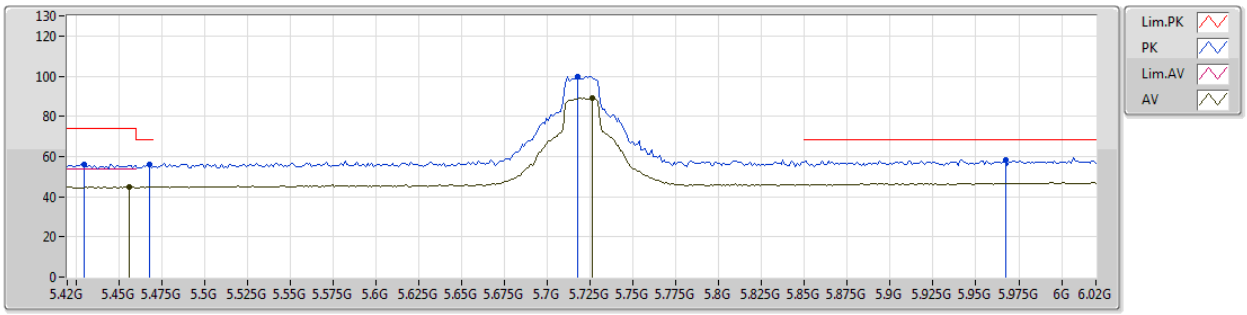

EUT X_2TX
Setting 92
01-E-4-10
FSU
ANT6

Type	Freq	Level	Limit	Margin	Factor	Dist	Condition	Azimuth	Height	Comments
	(Hz)	(dBuV/m)	(dBuV/m)	(dB)	(dB)	(m)		(°)	(m)	
PK	5.4296G	56.03	74.00	-17.97	5.11	3	Horizontal	106	2.89	-
AV	5.456G	44.90	54.00	-9.10	5.21	3	Horizontal	106	2.89	-
PK	5.468G	55.94	68.20	-12.26	5.25	3	Horizontal	106	2.89	-
PK	5.7176G	99.71	Inf	-Inf	5.79	3	Horizontal	106	2.89	-
AV	5.726G	89.04	Inf	-Inf	5.79	3	Horizontal	106	2.89	-
PK	5.9672G	58.36	68.20	-9.84	7.00	3	Horizontal	106	2.89	-

802.11ax HEW40_Nss2,(MCS0)_2TX

5270MHz_TX

05/03/2019

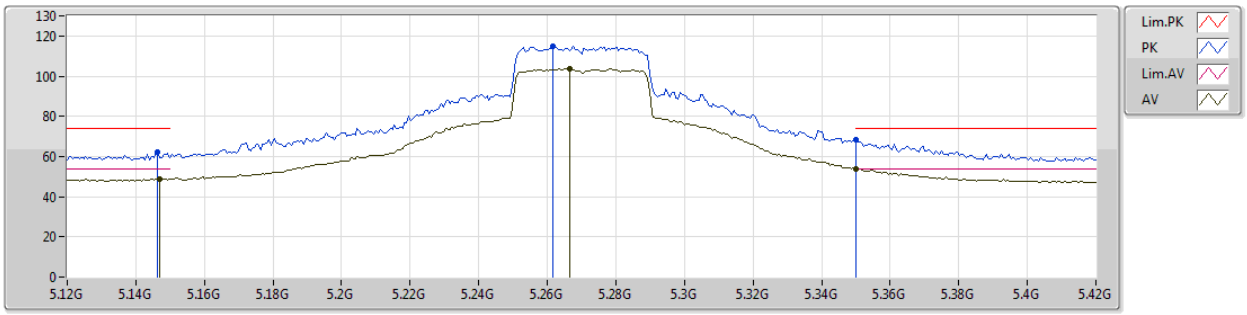

EUT X_2TX
Setting 81
01-E-4-10
FSU
ANT6

Type	Freq	Level	Limit	Margin	Factor	Dist	Condition	Azimuth	Height	Comments
	(Hz)	(dBuV/m)	(dBuV/m)	(dB)	(dB)	(m)		(°)	(m)	
PK	5.1464G	61.97	74.00	-12.03	4.25	3	Vertical	198	2.11	-
AV	5.147G	48.89	54.00	-5.11	4.25	3	Vertical	198	2.11	-
PK	5.2616G	114.66	Inf	-Inf	4.49	3	Vertical	198	2.11	-
AV	5.2664G	103.68	Inf	-Inf	4.52	3	Vertical	198	2.11	-
PK	5.35G	68.24	74.00	-5.76	4.81	3	Vertical	198	2.11	-
AV	5.35G	53.96	54.00	-0.04	4.81	3	Vertical	198	2.11	-

802.11ax HEW40_Nss2,(MCS0)_2TX

5270MHz_TX

05/03/2019

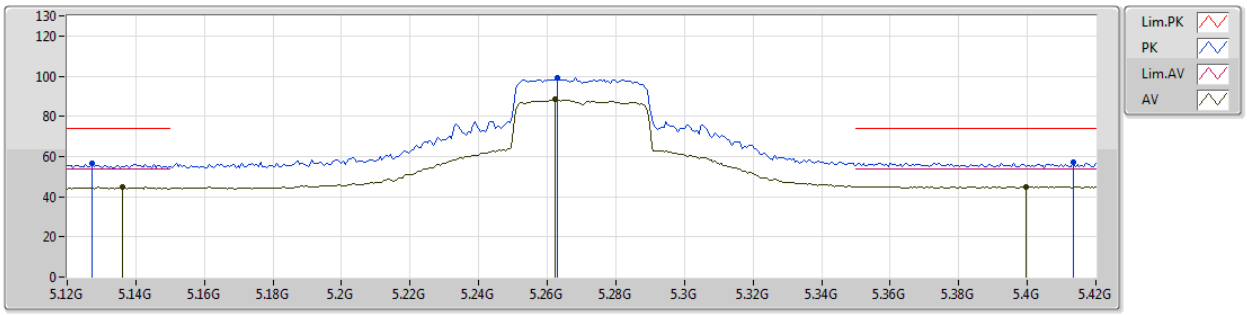

EUT X_2TX
Setting 81
01-E-4-10
FSU
ANT6

Type	Freq	Level	Limit	Margin	Factor	Dist	Condition	Azimuth	Height	Comments
	(Hz)	(dBuV/m)	(dBuV/m)	(dB)	(dB)	(m)		(°)	(m)	
PK	5.1272G	56.82	74.00	-17.18	4.24	3	Horizontal	143	1.91	-
AV	5.1362G	44.80	54.00	-9.20	4.25	3	Horizontal	143	1.91	-
PK	5.2628G	99.13	Inf	-Inf	4.50	3	Horizontal	143	1.91	-
AV	5.2622G	88.55	Inf	-Inf	4.50	3	Horizontal	143	1.91	-
PK	5.4134G	57.38	74.00	-16.62	5.04	3	Horizontal	143	1.91	-
AV	5.3996G	45.00	54.00	-9.00	4.99	3	Horizontal	143	1.91	-

802.11ax HEW40_Nss2,(MCS0)_2TX

5310MHz_TX

05/03/2019

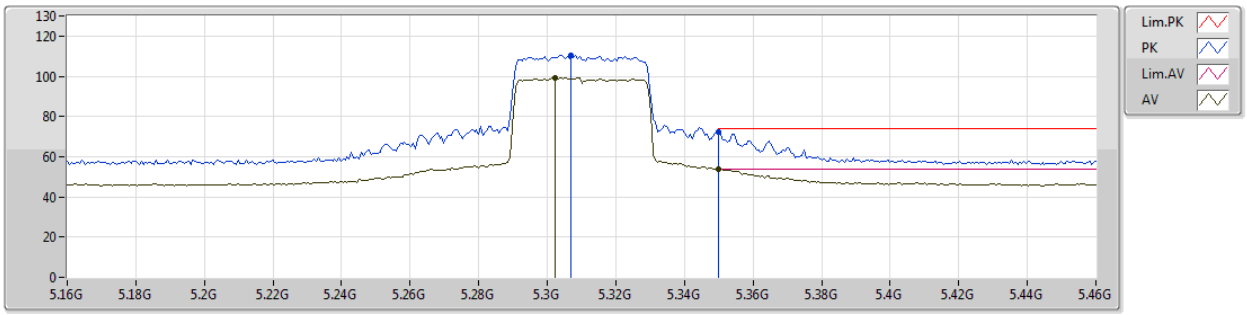

EUT X_2TX
Setting 65
01-E-4-10
FSU
ANT6

Type	Freq	Level	Limit	Margin	Factor	Dist	Condition	Azimuth	Height	Comments
	(Hz)	(dBuV/m)	(dBuV/m)	(dB)	(dB)	(m)		(°)	(m)	
PK	5.307G	110.62	Inf	-Inf	4.66	3	Vertical	192	2.06	-
AV	5.3022G	99.40	Inf	-Inf	4.65	3	Vertical	192	2.06	-
PK	5.35G	72.55	74.00	-1.45	4.81	3	Vertical	192	2.06	-
AV	5.35G	53.99	54.00	-0.01	4.81	3	Vertical	192	2.06	-

802.11ax HEW40_Nss2,(MCS0)_2TX

5310MHz_TX

05/03/2019

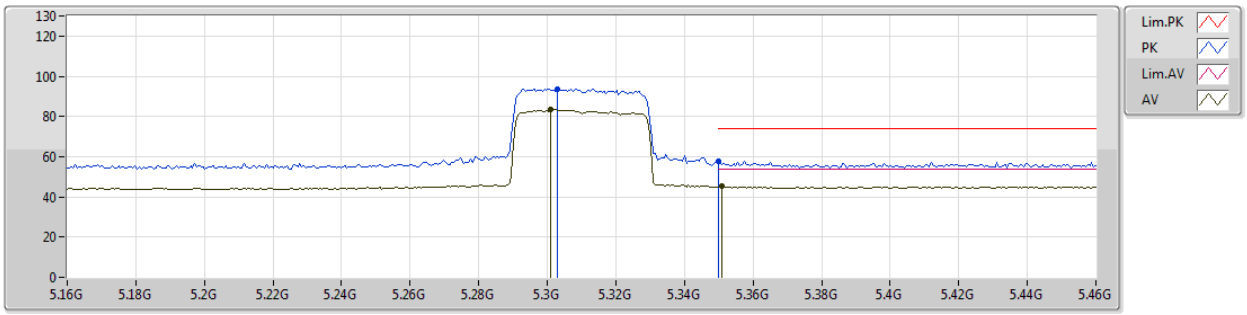

EUT X_2TX
Setting 65
01-E-4-10
FSU
ANT6

Type	Freq	Level	Limit	Margin	Factor	Dist	Condition	Azimuth	Height	Comments
	(Hz)	(dBuV/m)	(dBuV/m)	(dB)	(dB)	(m)		(°)	(m)	
PK	5.3028G	93.85	Inf	-Inf	4.65	3	Horizontal	144	1.99	-
AV	5.301G	83.34	Inf	-Inf	4.64	3	Horizontal	144	1.99	-
PK	5.35G	57.93	74.00	-16.07	4.81	3	Horizontal	144	1.99	-
AV	5.3508G	45.17	54.00	-8.83	4.81	3	Horizontal	144	1.99	-

802.11ax HEW40_Nss2,(MCS0)_2TX

5510MHz_TX

05/03/2019

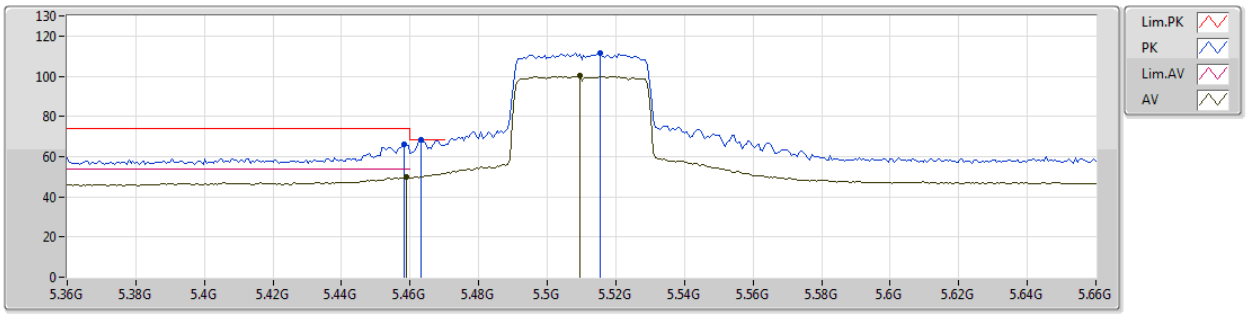

EUT X_2TX
Setting 60
01-E-4-10
FSU
ANT6

Type	Freq	Level	Limit	Margin	Factor	Dist	Condition	Azimuth	Height	Comments
	(Hz)	(dBuV/m)	(dBuV/m)	(dB)	(dB)	(m)		(°)	(m)	
PK	5.4584G	66.08	74.00	-7.92	5.22	3	Vertical	192	2.05	-
AV	5.459G	49.95	54.00	-4.05	5.22	3	Vertical	192	2.05	-
PK	5.4632G	68.14	68.20	-0.06	5.23	3	Vertical	192	2.05	-
PK	5.5154G	111.42	Inf	-Inf	5.42	3	Vertical	192	2.05	-
AV	5.5094G	100.12	Inf	-Inf	5.41	3	Vertical	192	2.05	-

802.11ax HEW40_Nss2,(MCS0)_2TX

5510MHz_TX

05/03/2019

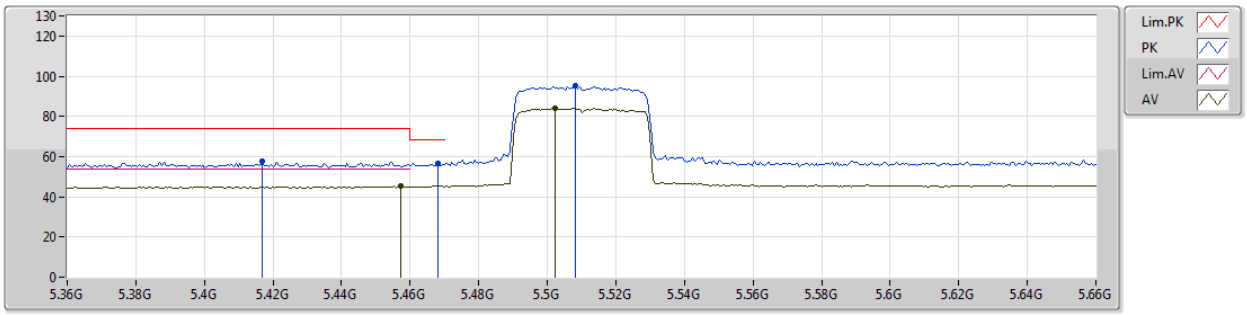

EUT X_2TX
Setting 60
01-E-4-10
FSU
ANT6

Type	Freq	Level	Limit	Margin	Factor	Dist	Condition	Azimuth	Height	Comments
	(Hz)	(dBuV/m)	(dBuV/m)	(dB)	(dB)	(m)		(°)	(m)	
PK	5.417G	57.47	74.00	-16.53	5.06	3	Horizontal	140	1.87	-
AV	5.4572G	45.17	54.00	-8.83	5.21	3	Horizontal	140	1.87	-
PK	5.468G	56.76	68.20	-11.44	5.25	3	Horizontal	140	1.87	-
PK	5.5082G	95.41	Inf	-Inf	5.41	3	Horizontal	140	1.87	-
AV	5.5022G	84.33	Inf	-Inf	5.38	3	Horizontal	140	1.87	-

802.11ax HEW40_Nss2,(MCS0)_2TX

5550MHz_TX

05/03/2019

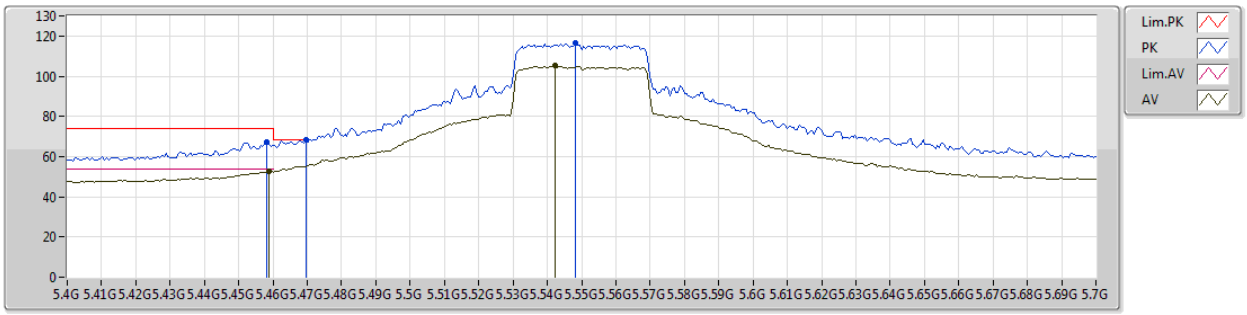

EUT X_2TX
Setting 82
01-E-4-10
FSU
ANT6

Type	Freq	Level	Limit	Margin	Factor	Dist	Condition	Azimuth	Height	Comments
	(Hz)	(dBuV/m)	(dBuV/m)	(dB)	(dB)	(m)		(°)	(m)	
PK	5.4582G	67.13	74.00	-6.87	5.21	3	Vertical	193	2.12	-
AV	5.4588G	52.51	54.00	-1.49	5.22	3	Vertical	193	2.12	-
PK	5.4696G	68.13	68.20	-0.07	5.26	3	Vertical	193	2.12	-
PK	5.5482G	116.36	Inf	-Inf	5.51	3	Vertical	193	2.12	-
AV	5.5422G	105.20	Inf	-Inf	5.48	3	Vertical	193	2.12	-

802.11ax HEW40_Nss2,(MCS0)_2TX

5550MHz_TX

05/03/2019

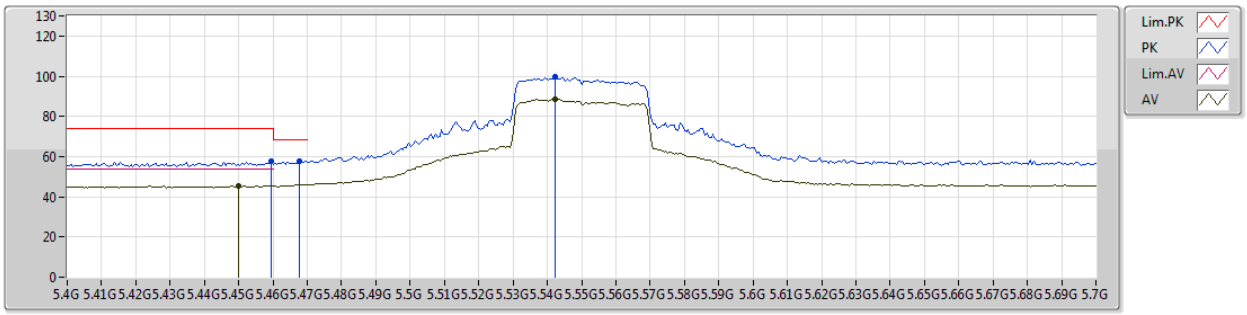

EUT X_2TX
Setting 82
01-E-4-10
FSU
ANT6

Type	Freq	Level	Limit	Margin	Factor	Dist	Condition	Azimuth	Height	Comments
	(Hz)	(dBuV/m)	(dBuV/m)	(dB)	(dB)	(m)		(°)	(m)	
PK	5.4594G	57.92	74.00	-16.08	5.22	3	Horizontal	140	1.86	-
AV	5.4498G	45.66	54.00	-8.34	5.19	3	Horizontal	140	1.86	-
PK	5.4678G	57.50	68.20	-10.70	5.25	3	Horizontal	140	1.86	-
PK	5.5422G	99.89	Inf	-Inf	5.48	3	Horizontal	140	1.86	-
AV	5.5422G	88.63	Inf	-Inf	5.48	3	Horizontal	140	1.86	-

802.11ax HEW40_Nss2,(MCS0)_2TX

5670MHz_TX

05/03/2019

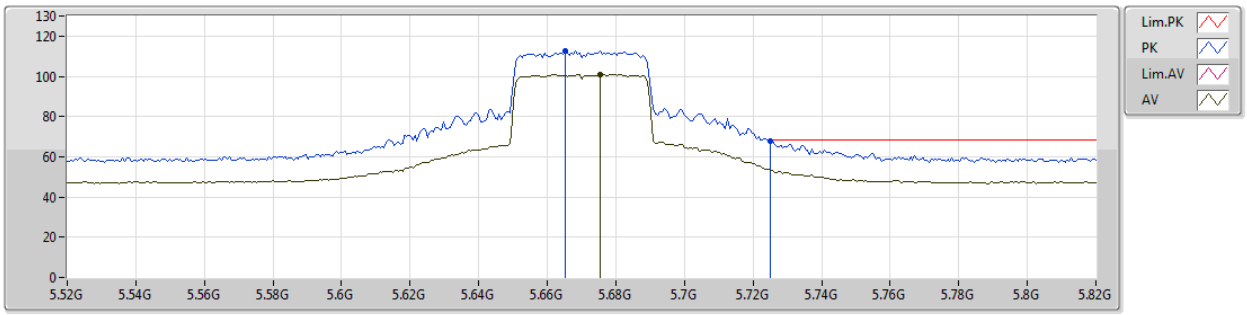

EUT X_2TX
Setting 62
01-E-4-10
FSU
ANT6

Type	Freq	Level	Limit	Margin	Factor	Dist	Condition	Azimuth	Height	Comments
	(Hz)	(dBuV/m)	(dBuV/m)	(dB)	(dB)	(m)		(°)	(m)	
PK	5.6652G	112.90	Inf	-Inf	5.71	3	Vertical	193	2.15	-
AV	5.6754G	101.12	Inf	-Inf	5.72	3	Vertical	193	2.15	-
PK	5.7252G	68.01	68.20	-0.19	5.79	3	Vertical	193	2.15	-

802.11ax HEW40_Nss2,(MCS0)_2TX

5670MHz_TX

05/03/2019

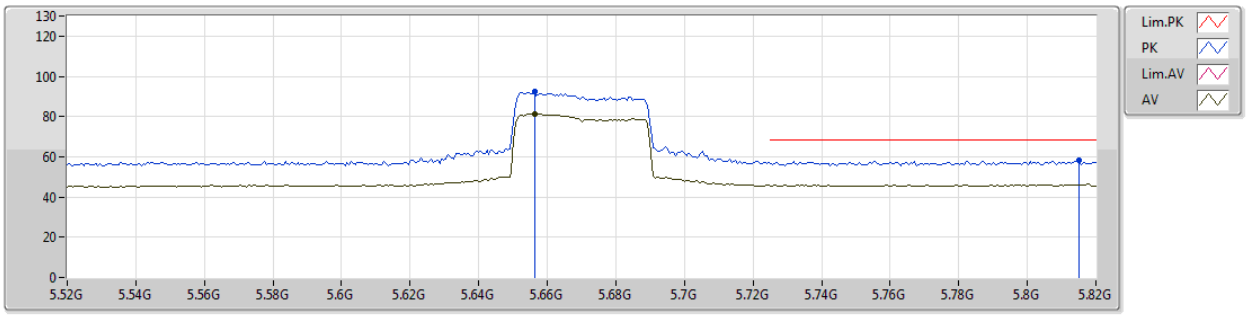

EUT X_2TX
Setting 62
01-E-4-10
FSU
ANT6

Type	Freq	Level	Limit	Margin	Factor	Dist	Condition	Azimuth	Height	Comments
	(Hz)	(dBuV/m)	(dBuV/m)	(dB)	(dB)	(m)		(°)	(m)	
PK	5.6562G	92.47	Inf	-Inf	5.70	3	Horizontal	106	2.07	-
AV	5.6562G	81.29	Inf	-Inf	5.70	3	Horizontal	106	2.07	-
PK	5.8152G	58.34	68.20	-9.86	6.08	3	Horizontal	106	2.07	-

802.11ax HEW40_Nss2,(MCS0)_2TX

5710MHz Straddle 5.47-5.725GHz_TX

05/03/2019

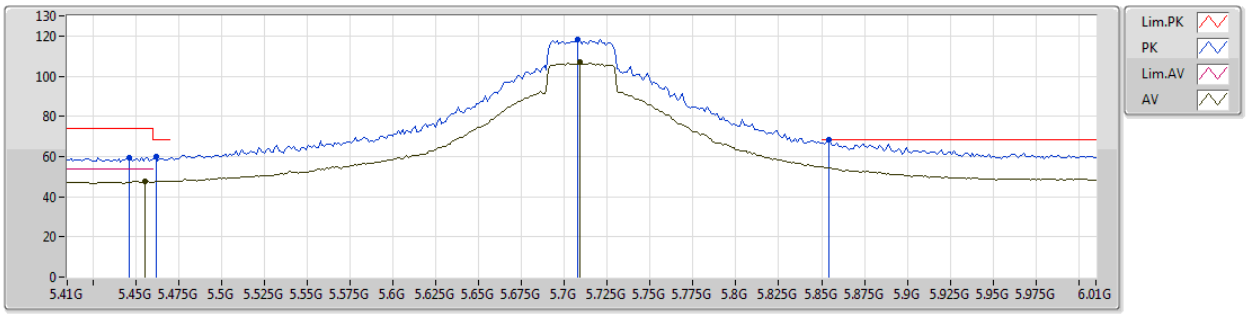

EUT X_2TX
Setting 94
01-E-4-10
FSU
ANT6

Type	Freq	Level	Limit	Margin	Factor	Dist	Condition	Azimuth	Height	Comments
	(Hz)	(dBuV/m)	(dBuV/m)	(dB)	(dB)	(m)		(°)	(m)	
PK	5.446G	59.58	74.00	-14.42	5.18	3	Vertical	189	2.12	-
PK	5.4616G	60.06	68.20	-8.14	5.22	3	Vertical	189	2.12	-
AV	5.4556G	47.81	54.00	-6.19	5.21	3	Vertical	189	2.12	-
PK	5.7076G	118.19	Inf	-Inf	5.76	3	Vertical	189	2.12	-
AV	5.7088G	106.75	Inf	-Inf	5.76	3	Vertical	189	2.12	-
PK	5.854G	68.17	68.20	-0.03	6.35	3	Vertical	189	2.12	-

802.11ax HEW40_Nss2,(MCS0)_2TX

5710MHz Straddle 5.47-5.725GHz_TX

05/03/2019

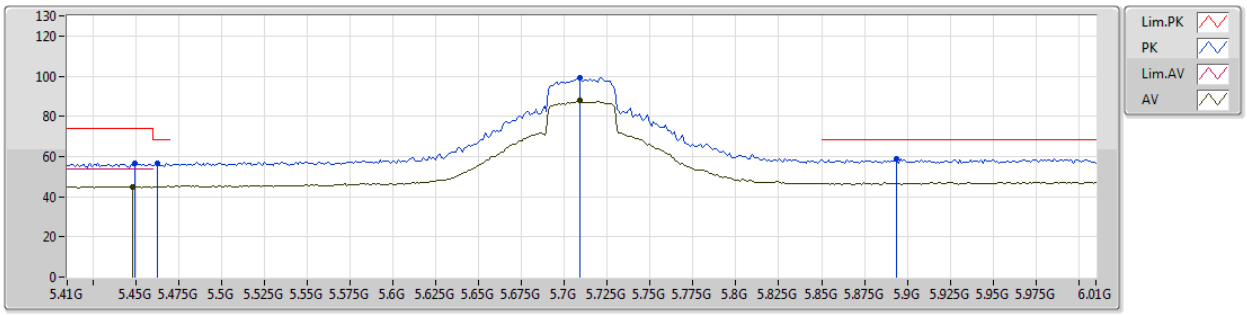

EUT X_2TX
Setting 94
01-E-4-10
FSU
ANT6

Type	Freq	Level	Limit	Margin	Factor	Dist	Condition	Azimuth	Height	Comments
	(Hz)	(dBuV/m)	(dBuV/m)	(dB)	(dB)	(m)		(°)	(m)	
PK	5.4496G	56.63	74.00	-17.37	5.19	3	Horizontal	135	2.04	-
AV	5.4484G	44.96	54.00	-9.04	5.19	3	Horizontal	135	2.04	-
PK	5.4628G	56.59	68.20	-11.61	5.23	3	Horizontal	135	2.04	-
PK	5.7088G	99.20	Inf	-Inf	5.76	3	Horizontal	135	2.04	-
AV	5.7088G	87.89	Inf	-Inf	5.76	3	Horizontal	135	2.04	-
PK	5.8936G	58.69	68.20	-9.51	6.65	3	Horizontal	135	2.04	-

802.11ax HEW80_Nss2,(MCS0)_2TX

5290MHz_TX

05/03/2019

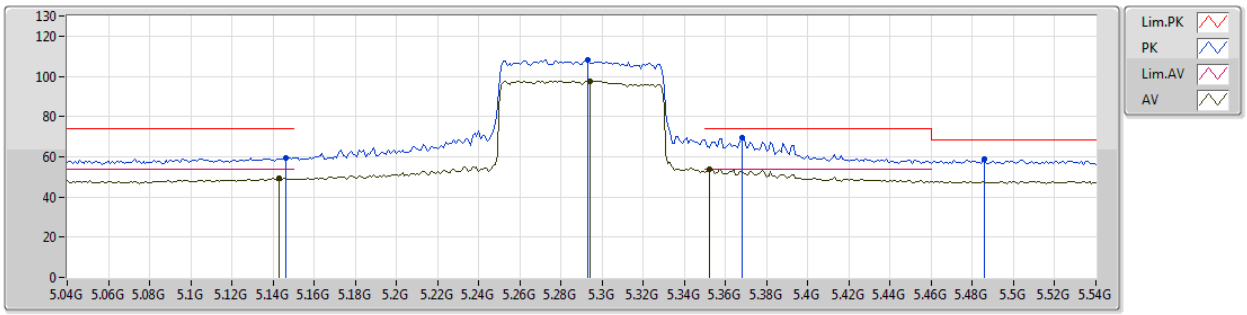

EUT X_2TX
Setting 60
01-J-5-10
FSU
ANT6

Type	Freq	Level	Limit	Margin	Factor	Dist	Condition	Azimuth	Height	Comments
	(Hz)	(dBuV/m)	(dBuV/m)	(dB)	(dB)	(m)		(°)	(m)	
PK	5.146G	59.50	74.00	-14.50	4.25	3	Vertical	158	2.18	-
AV	5.143G	49.24	54.00	-4.76	4.24	3	Vertical	158	2.18	-
PK	5.293G	108.20	Inf	-Inf	4.62	3	Vertical	158	2.18	-
AV	5.294G	97.69	Inf	-Inf	4.62	3	Vertical	158	2.18	-
PK	5.368G	69.35	74.00	-4.65	4.87	3	Vertical	158	2.18	-
AV	5.352G	53.86	54.00	-0.14	4.82	3	Vertical	158	2.18	-
PK	5.486G	58.57	68.20	-9.63	5.33	3	Vertical	158	2.18	-

802.11ax HEW80_Nss2,(MCS0)_2TX

5290MHz_TX

05/03/2019

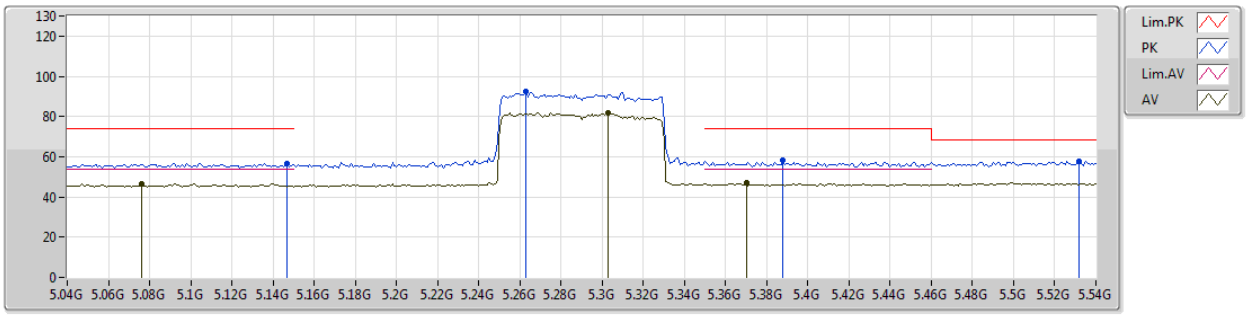

EUT X_2TX
Setting 60
01-J-5-10
FSU
ANT6

Type	Freq	Level	Limit	Margin	Factor	Dist	Condition	Azimuth	Height	Comments
	(Hz)	(dBuV/m)	(dBuV/m)	(dB)	(dB)	(m)		(°)	(m)	
PK	5.147G	56.75	74.00	-17.25	4.25	3	Horizontal	142	1.92	-
AV	5.076G	46.41	54.00	-7.59	4.25	3	Horizontal	142	1.92	-
PK	5.263G	92.67	Inf	-Inf	4.50	3	Horizontal	142	1.92	-
AV	5.303G	81.90	Inf	-Inf	4.65	3	Horizontal	142	1.92	-
PK	5.388G	58.48	74.00	-15.52	4.94	3	Horizontal	142	1.92	-
AV	5.37G	46.93	54.00	-7.07	4.88	3	Horizontal	142	1.92	-
PK	5.532G	57.97	68.20	-10.23	5.46	3	Horizontal	142	1.92	-

802.11ax HEW80_Nss2,(MCS0)_2TX

5530MHz_TX

05/03/2019

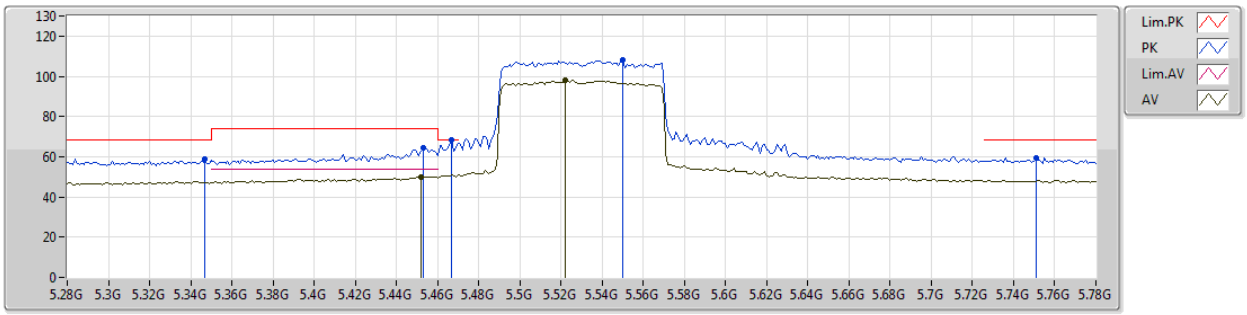

EUT X_2TX
Setting 56
01-J-5-10
FSU
ANT6

Type	Freq	Level	Limit	Margin	Factor	Dist	Condition	Azimuth	Height	Comments
	(Hz)	(dBuV/m)	(dBuV/m)	(dB)	(dB)	(m)		(°)	(m)	
PK	5.347G	58.61	68.20	-9.59	4.81	3	Vertical	193	2.13	-
PK	5.453G	64.29	74.00	-9.71	5.19	3	Vertical	193	2.13	-
AV	5.452G	50.07	54.00	-3.93	5.19	3	Vertical	193	2.13	-
PK	5.467G	68.14	68.20	-0.06	5.25	3	Vertical	193	2.13	-
PK	5.55G	107.87	Inf	-Inf	5.51	3	Vertical	193	2.13	-
AV	5.522G	98.19	Inf	-Inf	5.44	3	Vertical	193	2.13	-
PK	5.751G	59.21	68.20	-8.99	5.85	3	Vertical	193	2.13	-

802.11ax HEW80_Nss2,(MCS0)_2TX

5530MHz_TX

05/03/2019

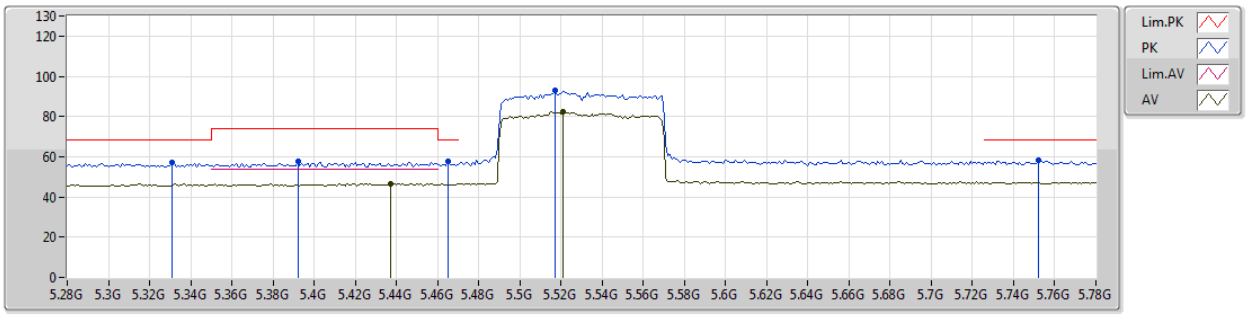

EUT X_2TX
Setting 56
01-J-5-10
FSU
ANT6

Type	Freq	Level	Limit	Margin	Factor	Dist	Condition	Azimuth	Height	Comments
	(Hz)	(dBuV/m)	(dBuV/m)	(dB)	(dB)	(m)		(°)	(m)	
PK	5.331G	56.98	68.20	-11.22	4.75	3	Horizontal	235	1.01	-
PK	5.392G	57.66	74.00	-16.34	4.97	3	Horizontal	235	1.01	-
PK	5.465G	57.70	68.20	-10.50	5.25	3	Horizontal	235	1.01	-
AV	5.437G	46.51	54.00	-7.49	5.14	3	Horizontal	235	1.01	-
PK	5.517G	92.98	Inf	-Inf	5.42	3	Horizontal	235	1.01	-
AV	5.521G	82.21	Inf	-Inf	5.44	3	Horizontal	235	1.01	-
PK	5.752G	58.20	68.20	-10.00	5.85	3	Horizontal	235	1.01	-

802.11ax HEW80_Nss2,(MCS0)_2TX

5610MHz_TX

05/03/2019

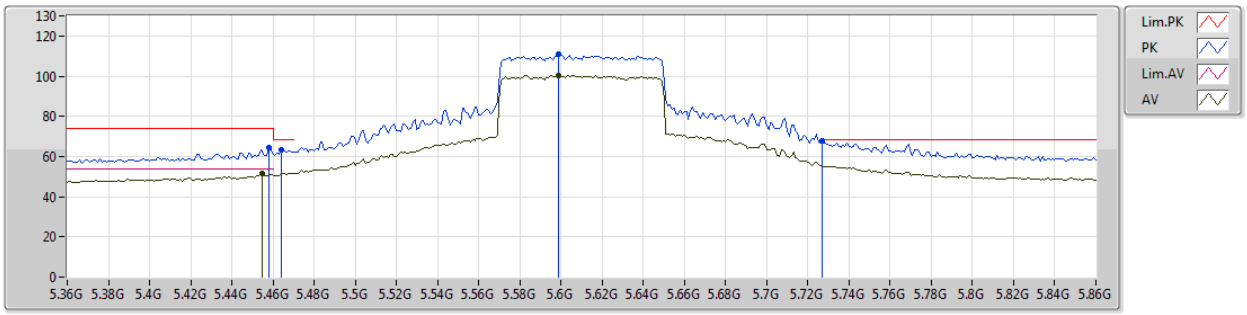

EUT X_2TX
Setting 67
01-J-5-10
FSU
ANT6

Type	Freq	Level	Limit	Margin	Factor	Dist	Condition	Azimuth	Height	Comments
	(Hz)	(dBuV/m)	(dBuV/m)	(dB)	(dB)	(m)		(°)	(m)	
PK	5.458G	64.33	74.00	-9.67	5.21	3	Vertical	190	2.19	-
AV	5.455G	51.42	54.00	-2.58	5.20	3	Vertical	190	2.19	-
PK	5.464G	63.47	68.20	-4.73	5.23	3	Vertical	190	2.19	-
PK	5.599G	111.22	Inf	-Inf	5.64	3	Vertical	190	2.19	-
AV	5.599G	100.44	Inf	-Inf	5.64	3	Vertical	190	2.19	-
PK	5.727G	68.05	68.20	-0.15	5.79	3	Vertical	190	2.19	-

802.11ax HEW80_Nss2,(MCS0)_2TX

5610MHz_TX

05/03/2019

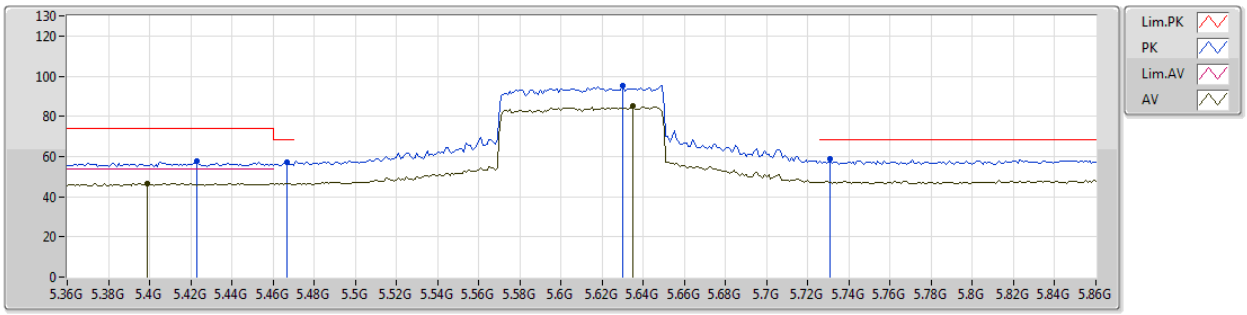

EUT X_2TX
Setting 67
01-J-5-10
FSU
ANT6

Type	Freq	Level	Limit	Margin	Factor	Dist	Condition	Azimuth	Height	Comments
	(Hz)	(dBuV/m)	(dBuV/m)	(dB)	(dB)	(m)		(°)	(m)	
PK	5.423G	57.91	74.00	-16.09	5.08	3	Horizontal	231	1.07	-
AV	5.399G	46.63	54.00	-7.37	4.99	3	Horizontal	231	1.07	-
PK	5.467G	56.96	68.20	-11.24	5.25	3	Horizontal	231	1.07	-
PK	5.63G	95.31	Inf	-Inf	5.67	3	Horizontal	231	1.07	-
AV	5.635G	84.97	Inf	-Inf	5.67	3	Horizontal	231	1.07	-
PK	5.731G	58.85	68.20	-9.35	5.80	3	Horizontal	231	1.07	-

802.11ax HEW80_Nss2,(MCS0)_2TX

5690MHz Straddle 5.47-5.725GHz_TX

05/03/2019

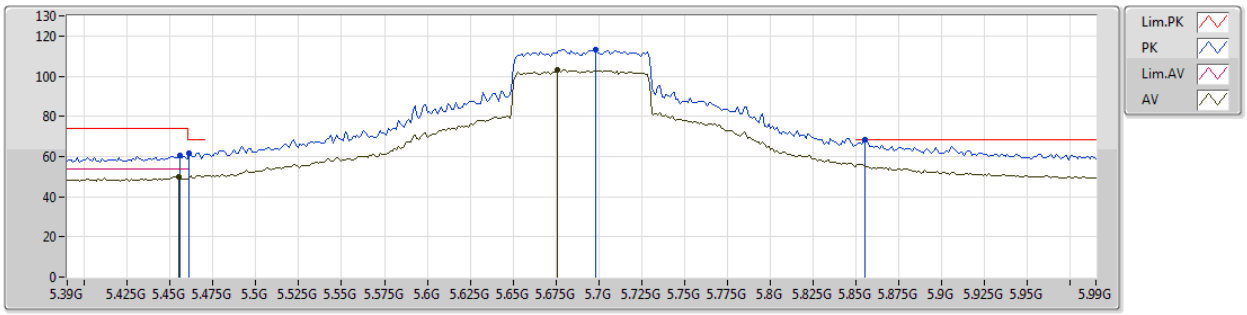

EUT X_2TX
Setting 75
01-J-5-10
FSU
ANT6

Type	Freq	Level	Limit	Margin	Factor	Dist	Condition	Azimuth	Height	Comments
	(Hz)	(dBuV/m)	(dBuV/m)	(dB)	(dB)	(m)		(°)	(m)	
PK	5.456G	60.30	74.00	-13.70	5.21	3	Vertical	191	2.11	-
AV	5.4548G	49.86	54.00	-4.14	5.19	3	Vertical	191	2.11	-
PK	5.4608G	61.83	68.20	-6.37	5.22	3	Vertical	191	2.11	-
PK	5.6984G	113.41	Inf	-Inf	5.74	3	Vertical	191	2.11	-
AV	5.6756G	103.05	Inf	-Inf	5.72	3	Vertical	191	2.11	-
PK	5.8556G	68.17	68.20	-0.03	6.36	3	Vertical	191	2.11	-

802.11ax HEW80_Nss2,(MCS0)_2TX

5690MHz Straddle 5.47-5.725GHz_TX

05/03/2019

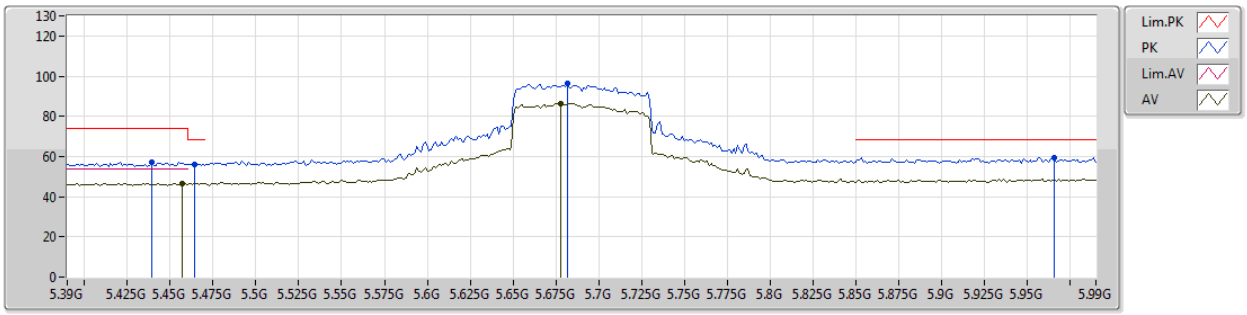

EUT X_2TX
Setting 75
01-J-5-10
FSU
ANT6

Type	Freq	Level	Limit	Margin	Factor	Dist	Condition	Azimuth	Height	Comments
	(Hz)	(dBuV/m)	(dBuV/m)	(dB)	(dB)	(m)		(°)	(m)	
PK	5.4392G	57.01	74.00	-16.99	5.15	3	Horizontal	229	2.01	-
AV	5.4572G	46.58	54.00	-7.42	5.21	3	Horizontal	229	2.01	-
PK	5.4644G	56.29	68.20	-11.91	5.23	3	Horizontal	229	2.01	-
PK	5.6816G	96.33	Inf	-Inf	5.72	3	Horizontal	229	2.01	-
AV	5.678G	86.37	Inf	-Inf	5.72	3	Horizontal	229	2.01	-
PK	5.966G	59.67	68.20	-8.53	7.00	3	Horizontal	229	2.01	-

802.11ax HEW160_Nss2,(MCS0)_2TX

5570MHz_TX

05/03/2019

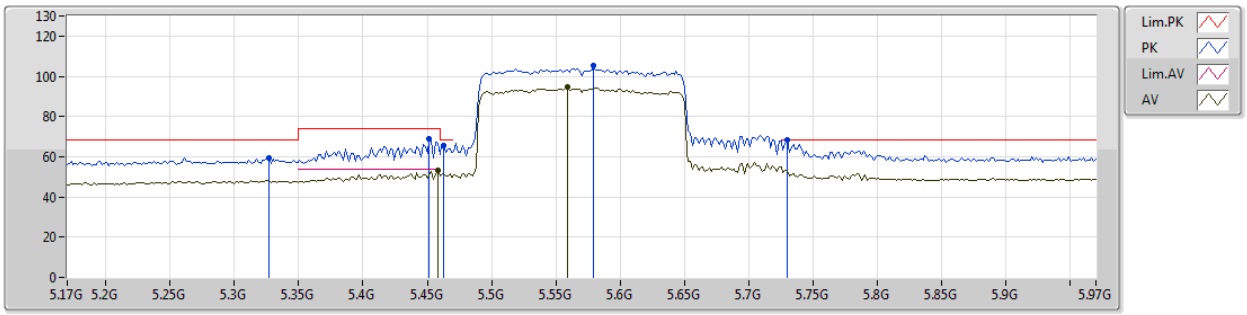

EUT X_2TX
Setting 51
01-J-5-10
FSU
ANT6

Type	Freq	Level	Limit	Margin	Factor	Dist	Condition	Azimuth	Height	Comments
	(Hz)	(dBuV/m)	(dBuV/m)	(dB)	(dB)	(m)		(°)	(m)	
PK	5.3268G	59.24	68.20	-8.96	4.74	3	Vertical	188	2.10	-
PK	5.4516G	68.65	74.00	-5.35	5.18	3	Vertical	188	2.10	-
PK	5.4628G	65.79	68.20	-2.41	5.23	3	Vertical	188	2.10	-
AV	5.458G	53.19	54.00	-0.81	5.21	3	Vertical	188	2.10	-
PK	5.5796G	105.10	Inf	-Inf	5.58	3	Vertical	188	2.10	-
AV	5.5588G	94.52	Inf	-Inf	5.54	3	Vertical	188	2.10	-
PK	5.73G	68.15	68.20	-0.05	5.80	3	Vertical	188	2.10	-

802.11ax HEW160_Nss2,(MCS0)_2TX

5570MHz_TX

05/03/2019

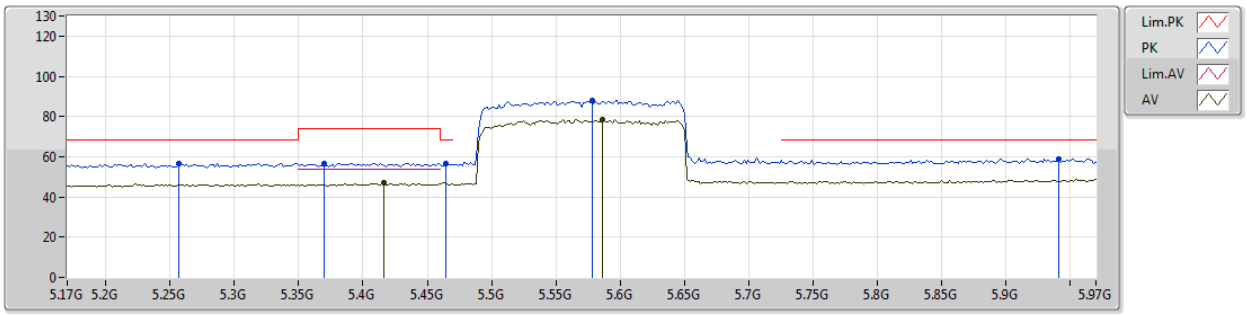

EUT X_2TX
Setting 51
01-J-5-10
FSU
ANT6

Type	Freq	Level	Limit	Margin	Factor	Dist	Condition	Azimuth	Height	Comments
	(Hz)	(dBuV/m)	(dBuV/m)	(dB)	(dB)	(m)		(°)	(m)	
PK	5.2564G	56.72	68.20	-11.48	4.48	3	Horizontal	231	1.01	-
PK	5.37G	56.73	74.00	-17.27	4.88	3	Horizontal	231	1.01	-
AV	5.4164G	46.82	54.00	-7.18	5.06	3	Horizontal	231	1.01	-
PK	5.4644G	56.42	68.20	-11.78	5.23	3	Horizontal	231	1.01	-
PK	5.578G	87.91	Inf	-Inf	5.58	3	Horizontal	231	1.01	-
AV	5.586G	78.70	Inf	-Inf	5.60	3	Horizontal	231	1.01	-
PK	5.9412G	58.75	68.20	-9.45	6.88	3	Horizontal	231	1.01	-

For Non-beamforming / 4T1S mode
Summary

Mode	Result	Type	Freq (Hz)	Level (dBuV/m)	Limit (dBuV/m)	Margin (dB)	Factor (dB)	Dist (m)	Condition	Azimuth (°)	Height (m)	Comments
5.25-5.35GHz	-	-	-	-	-	-	-	-	-	-	-	-
802.11a_Nss1,(6Mbps)_4TX	Pass	PK	5.3516G	73.99	74.00	-0.01	4.81	3	Vertical	160	2.19	-

802.11a_Nss1,(6Mbps)_4TX

5260MHz_TX

05/03/2019

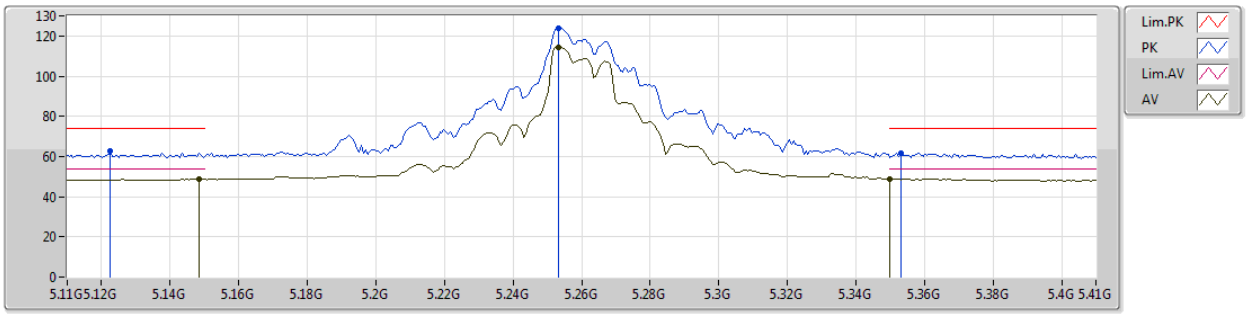

EUT Z_4TX
Setting 85
01-J-5-10
FSU
ANT6

Type	Freq	Level	Limit	Margin	Factor	Dist	Condition	Azimuth	Height	Comments
	(Hz)	(dBuV/m)	(dBuV/m)	(dB)	(dB)	(m)		(°)	(m)	
PK	5.1226G	62.57	74.00	-11.43	4.23	3	Vertical	201	2.13	-
AV	5.1484G	48.78	54.00	-5.22	4.25	3	Vertical	201	2.13	-
PK	5.2534G	123.96	Inf	-Inf	4.47	3	Vertical	201	2.13	-
AV	5.2534G	114.54	Inf	-Inf	4.47	3	Vertical	201	2.13	-
PK	5.353G	61.66	74.00	-12.34	4.82	3	Vertical	201	2.13	-
AV	5.35G	48.89	54.00	-5.11	4.81	3	Vertical	201	2.13	-

802.11a_Nss1,(6Mbps)_4TX

5260MHz_TX

05/03/2019

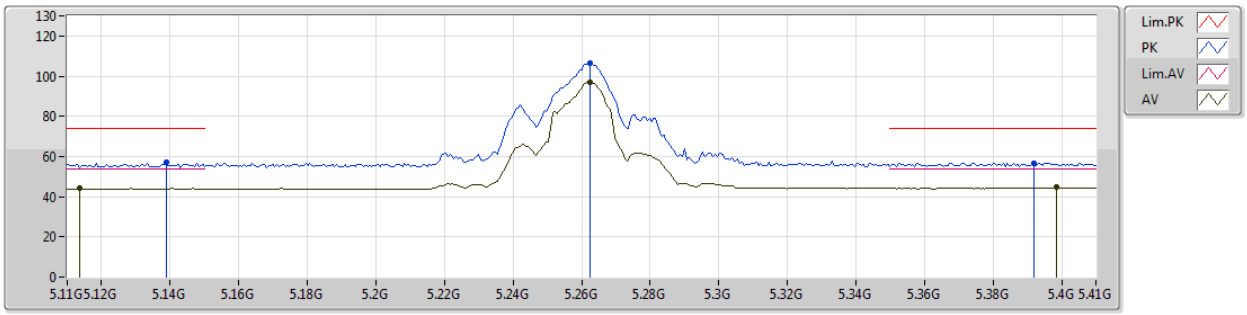

EUT Z_4TX
Setting 85
01-J-5-10
FSU
ANT6

Type	Freq	Level	Limit	Margin	Factor	Dist	Condition	Azimuth	Height	Comments
	(Hz)	(dBuV/m)	(dBuV/m)	(dB)	(dB)	(m)		(°)	(m)	
PK	5.1388G	56.90	74.00	-17.10	4.24	3	Horizontal	215	1.93	-
AV	5.1136G	44.25	54.00	-9.75	4.22	3	Horizontal	215	1.93	-
PK	5.2624G	106.73	Inf	-Inf	4.50	3	Horizontal	215	1.93	-
AV	5.2624G	96.93	Inf	-Inf	4.50	3	Horizontal	215	1.93	-
PK	5.392G	56.85	74.00	-17.15	4.97	3	Horizontal	215	1.93	-
AV	5.3986G	44.57	54.00	-9.43	4.99	3	Horizontal	215	1.93	-

802.11a_Nss1,(6Mbps)_4TX

5300MHz_TX

05/03/2019

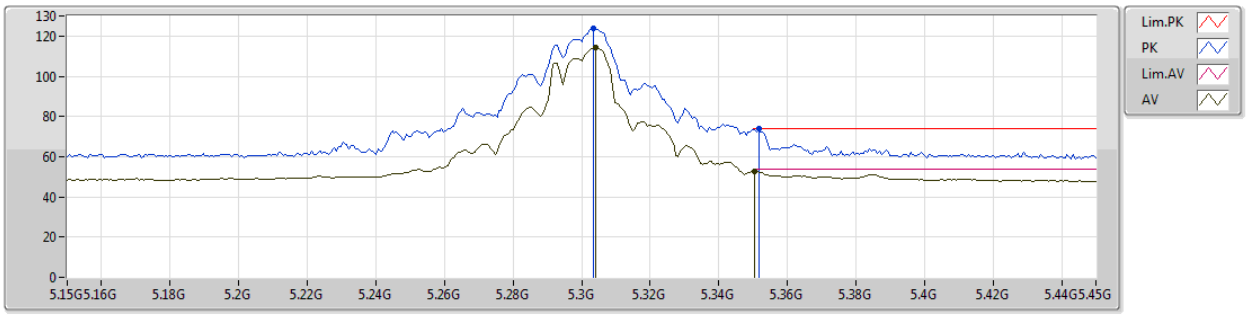

EUT Z_4TX
Setting 84
01-J-5-10
FSU
ANT6

Type	Freq	Level	Limit	Margin	Factor	Dist	Condition	Azimuth	Height	Comments
	(Hz)	(dBuV/m)	(dBuV/m)	(dB)	(dB)	(m)		(°)	(m)	
PK	5.3036G	123.63	Inf	-Inf	4.65	3	Vertical	160	2.19	-
AV	5.3042G	114.39	Inf	-Inf	4.65	3	Vertical	160	2.19	-
PK	5.3516G	73.99	74.00	-0.01	4.81	3	Vertical	160	2.19	-
AV	5.3504G	52.81	54.00	-1.19	4.81	3	Vertical	160	2.19	-

802.11a_Nss1,(6Mbps)_4TX

5300MHz_TX

05/03/2019

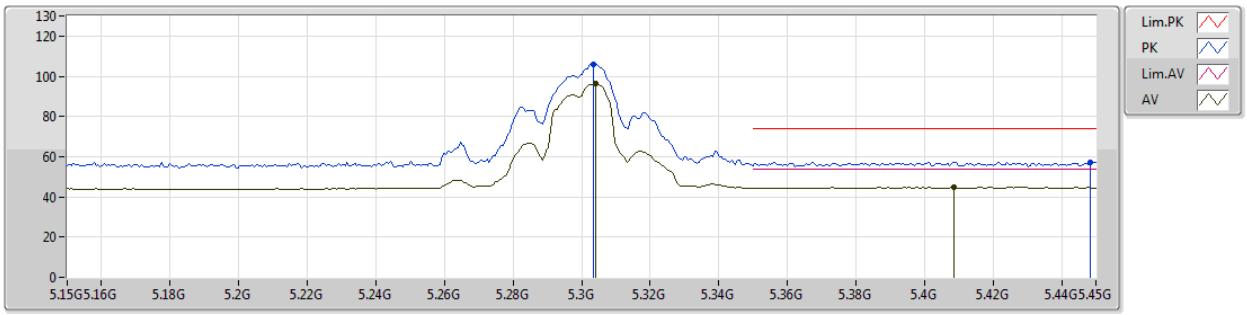

EUT Z_4TX
Setting 84
01-J-5-10
FSU
ANT6

Type	Freq	Level	Limit	Margin	Factor	Dist	Condition	Azimuth	Height	Comments
	(Hz)	(dBuV/m)	(dBuV/m)	(dB)	(dB)	(m)		(°)	(m)	
PK	5.3036G	106.00	Inf	-Inf	4.65	3	Horizontal	217	1.72	-
AV	5.3042G	96.55	Inf	-Inf	4.65	3	Horizontal	217	1.72	-
PK	5.4482G	57.28	74.00	-16.72	5.18	3	Horizontal	217	1.72	-
AV	5.4086G	44.79	54.00	-9.21	5.03	3	Horizontal	217	1.72	-

802.11a_Nss1,(6Mbps)_4TX

5320MHz_TX

05/03/2019

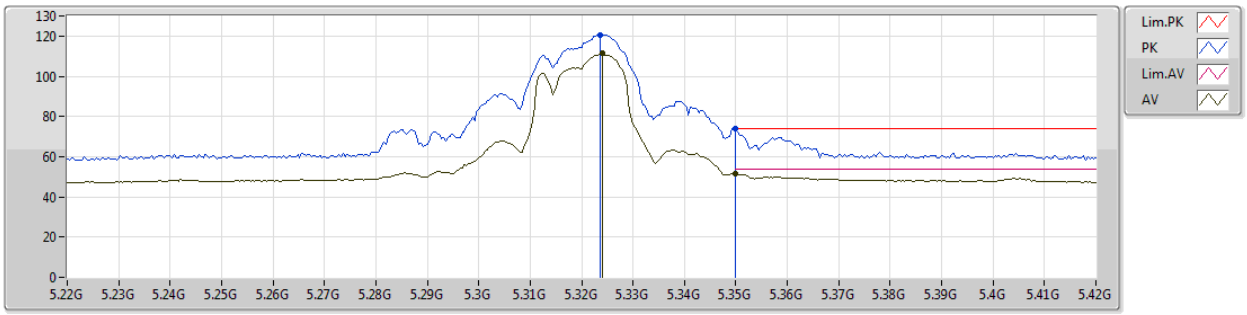

EUT Z_4TX
Setting 68
01-E-4-10
FSU
ANT6

Type	Freq	Level	Limit	Margin	Factor	Dist	Condition	Azimuth	Height	Comments
	(Hz)	(dBuV/m)	(dBuV/m)	(dB)	(dB)	(m)		(°)	(m)	
PK	5.3236G	120.52	Inf	-Inf	4.72	3	Vertical	160	2.16	-
AV	5.324G	111.52	Inf	-Inf	4.72	3	Vertical	160	2.16	-
PK	5.35G	73.79	74.00	-0.21	4.81	3	Vertical	160	2.16	-
AV	5.35G	51.71	54.00	-2.29	4.81	3	Vertical	160	2.16	-

802.11a_Nss1,(6Mbps)_4TX

5320MHz_TX

05/03/2019

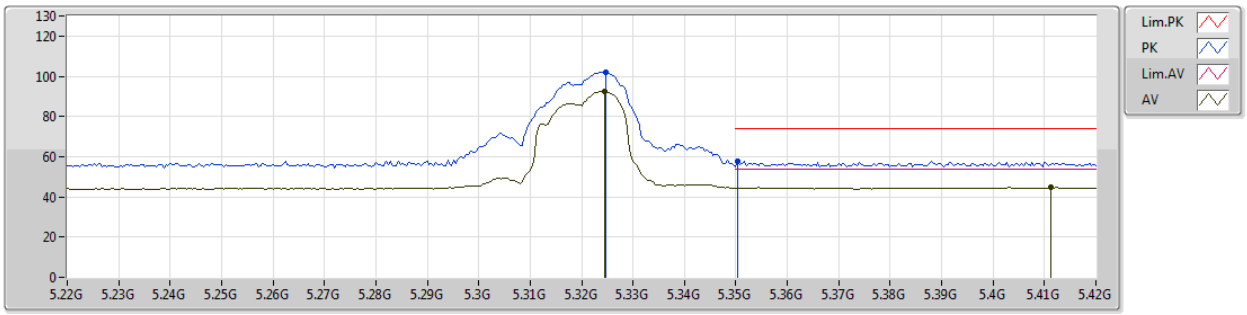

EUT Z_4TX
Setting 68
01-E-4-10
FSU
ANT6

Type	Freq	Level	Limit	Margin	Factor	Dist	Condition	Azimuth	Height	Comments
	(Hz)	(dBuV/m)	(dBuV/m)	(dB)	(dB)	(m)		(°)	(m)	
PK	5.3248G	101.96	Inf	-Inf	4.72	3	Horizontal	218	1.69	-
AV	5.3244G	92.43	Inf	-Inf	4.72	3	Horizontal	218	1.69	-
PK	5.3504G	57.78	74.00	-16.22	4.81	3	Horizontal	218	1.69	-
AV	5.4112G	44.68	54.00	-9.32	5.03	3	Horizontal	218	1.69	-

802.11a_Nss1,(6Mbps)_4TX

5500MHz_TX

05/03/2019

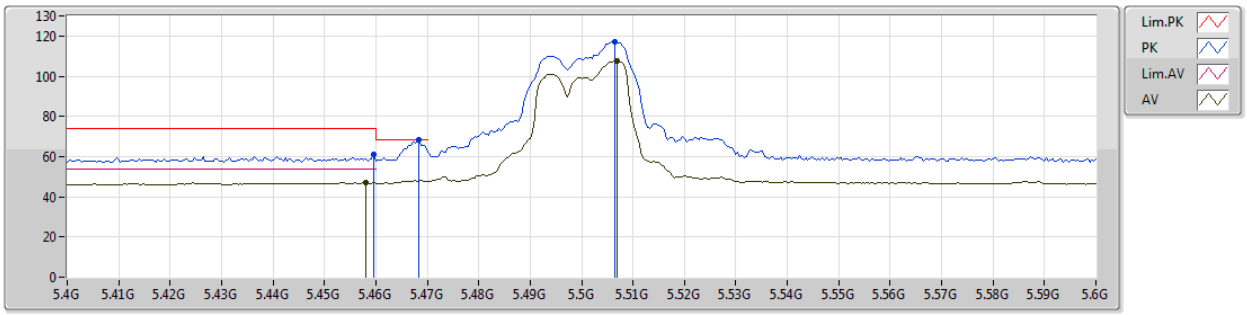

EUT Z_4TX
Setting 51
01-E-4-10
FSU
ANT6

Type	Freq	Level	Limit	Margin	Factor	Dist	Condition	Azimuth	Height	Comments
	(Hz)	(dBuV/m)	(dBuV/m)	(dB)	(dB)	(m)		(°)	(m)	
PK	5.4596G	60.90	74.00	-13.10	5.22	3	Vertical	191	2.16	-
AV	5.458G	47.17	54.00	-6.83	5.21	3	Vertical	191	2.16	-
PK	5.4684G	68.14	68.20	-0.06	5.26	3	Vertical	191	2.16	-
PK	5.5064G	117.09	Inf	-Inf	5.40	3	Vertical	191	2.16	-
AV	5.5068G	107.48	Inf	-Inf	5.40	3	Vertical	191	2.16	-

802.11a_Nss1,(6Mbps)_4TX

5500MHz_TX

05/03/2019

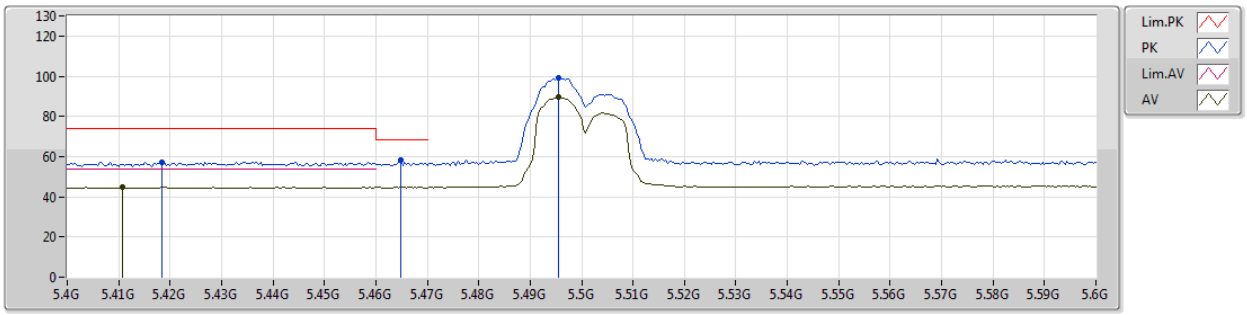

EUT Z_4TX
Setting 51
01-E-4-10
FSU
ANT6

Type	Freq	Level	Limit	Margin	Factor	Dist	Condition	Azimuth	Height	Comments
	(Hz)	(dBuV/m)	(dBuV/m)	(dB)	(dB)	(m)		(°)	(m)	
PK	5.4184G	57.29	74.00	-16.71	5.07	3	Horizontal	109	1.37	-
AV	5.4108G	44.74	54.00	-9.26	5.03	3	Horizontal	109	1.37	-
PK	5.4648G	58.09	68.20	-10.11	5.23	3	Horizontal	109	1.37	-
PK	5.4956G	99.11	Inf	-Inf	5.37	3	Horizontal	109	1.37	-
AV	5.4956G	89.60	Inf	-Inf	5.37	3	Horizontal	109	1.37	-

802.11a_Nss1,(6Mbps)_4TX

5580MHz_TX

05/03/2019

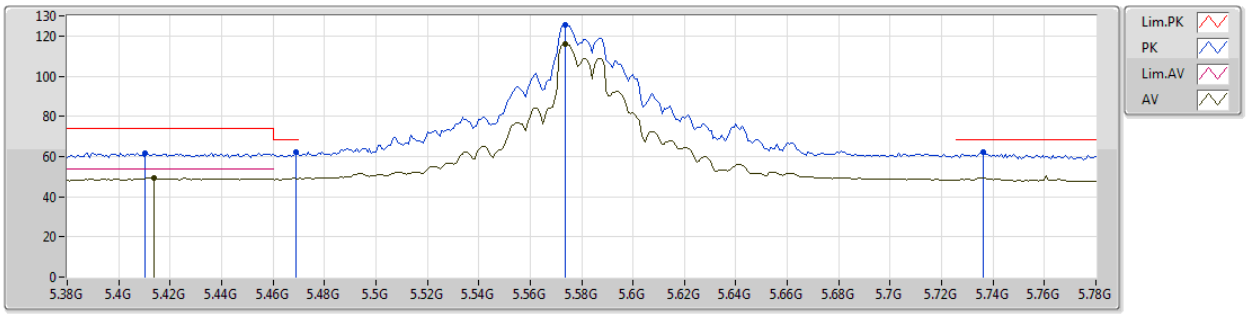

EUT Z_4TX
Setting 88
01-E-4-10
FSU
ANT6

Type	Freq	Level	Limit	Margin	Factor	Dist	Condition	Azimuth	Height	Comments
	(Hz)	(dBuV/m)	(dBuV/m)	(dB)	(dB)	(m)		(°)	(m)	
PK	5.4104G	61.87	74.00	-12.13	5.03	3	Vertical	174	2.21	-
AV	5.4136G	49.31	54.00	-4.69	5.04	3	Vertical	174	2.21	-
PK	5.4688G	62.13	68.20	-6.07	5.26	3	Vertical	174	2.21	-
PK	5.5736G	125.40	Inf	-Inf	5.58	3	Vertical	174	2.21	-
AV	5.5736G	116.02	Inf	-Inf	5.58	3	Vertical	174	2.21	-
PK	5.736G	62.16	68.20	-6.04	5.81	3	Vertical	174	2.21	-

802.11a_Nss1,(6Mbps)_4TX

5580MHz_TX

05/03/2019

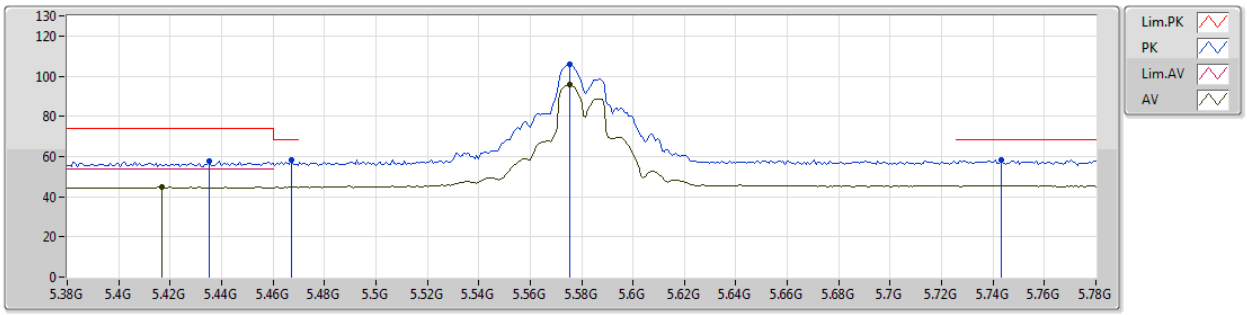

EUT Z_4TX
Setting 88
01-E-4-10
FSU
ANT6

Type	Freq	Level	Limit	Margin	Factor	Dist	Condition	Azimuth	Height	Comments
	(Hz)	(dBuV/m)	(dBuV/m)	(dB)	(dB)	(m)		(°)	(m)	
PK	5.4352G	57.59	74.00	-16.41	5.14	3	Horizontal	110	1.59	-
AV	5.4168G	44.84	54.00	-9.16	5.06	3	Horizontal	110	1.59	-
PK	5.4672G	58.27	68.20	-9.93	5.25	3	Horizontal	110	1.59	-
PK	5.5752G	105.77	Inf	-Inf	5.57	3	Horizontal	110	1.59	-
AV	5.5752G	95.75	Inf	-Inf	5.57	3	Horizontal	110	1.59	-
PK	5.7432G	58.32	68.20	-9.88	5.84	3	Horizontal	110	1.59	-

802.11a_Nss1,(6Mbps)_4TX

5700MHz_TX

05/03/2019

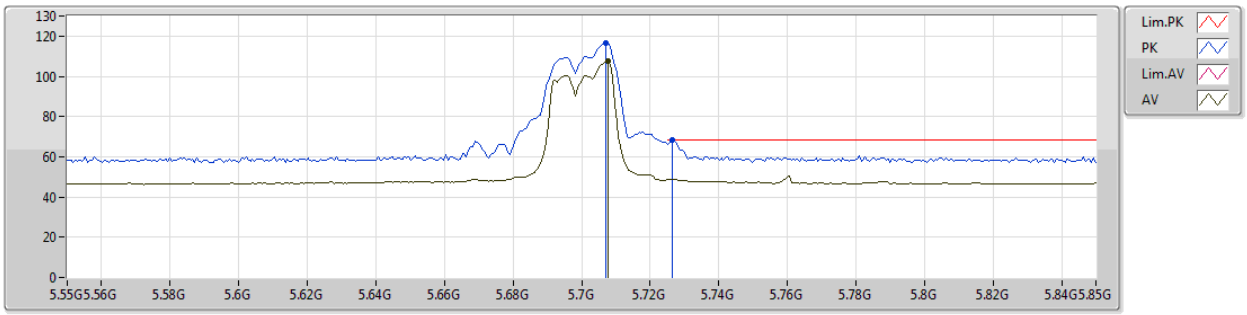

EUT Z_4TX
Setting 47
01-E-4-10
FSU
ANT6

Type	Freq	Level	Limit	Margin	Factor	Dist	Condition	Azimuth	Height	Comments
	(Hz)	(dBuV/m)	(dBuV/m)	(dB)	(dB)	(m)		(°)	(m)	
PK	5.7072G	116.83	Inf	-Inf	5.75	3	Vertical	166	2.14	-
AV	5.7078G	107.57	Inf	-Inf	5.76	3	Vertical	166	2.14	-
PK	5.7264G	68.16	68.20	-0.04	5.79	3	Vertical	166	2.14	-

802.11a_Nss1,(6Mbps)_4TX

5700MHz_TX

05/03/2019

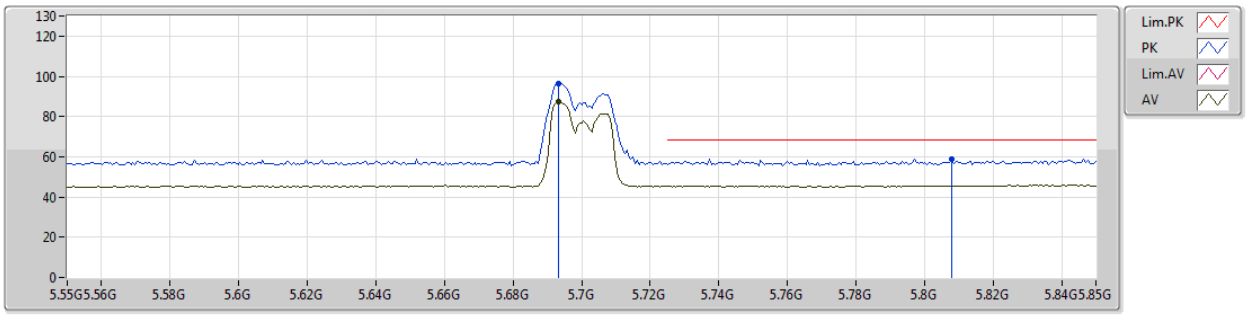

EUT Z_4TX
Setting 47
01-E-4-10
FSU
ANT6

Type	Freq	Level	Limit	Margin	Factor	Dist	Condition	Azimuth	Height	Comments
	(Hz)	(dBuV/m)	(dBuV/m)	(dB)	(dB)	(m)		(°)	(m)	
PK	5.6934G	96.59	Inf	-Inf	5.73	3	Horizontal	199	1.98	-
AV	5.6934G	87.20	Inf	-Inf	5.73	3	Horizontal	199	1.98	-
PK	5.808G	59.02	68.20	-9.18	6.02	3	Horizontal	199	1.98	-

802.11a_Nss1,(6Mbps)_4TX

05/03/2019

5720MHz Straddle 5.47-5.725GHz_TX

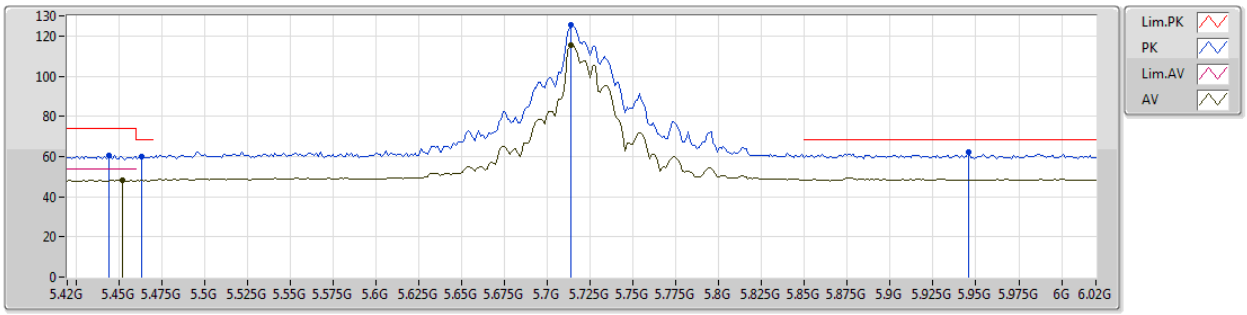

EUT Z_4TX
Setting 88
01-E-4-10
FSU
ANT6

Type	Freq	Level	Limit	Margin	Factor	Dist	Condition	Azimuth	Height	Comments
	(Hz)	(dBuV/m)	(dBuV/m)	(dB)	(dB)	(m)		(°)	(m)	
PK	5.444G	60.38	74.00	-13.62	5.16	3	Vertical	174	2.24	-
AV	5.4524G	48.11	54.00	-5.89	5.19	3	Vertical	174	2.24	-
PK	5.4632G	59.88	68.20	-8.32	5.23	3	Vertical	174	2.24	-
PK	5.714G	125.40	Inf	-Inf	5.78	3	Vertical	174	2.24	-
AV	5.714G	115.65	Inf	-Inf	5.78	3	Vertical	174	2.24	-
PK	5.9456G	62.00	68.20	-6.20	6.91	3	Vertical	174	2.24	-

802.11a_Nss1,(6Mbps)_4TX

05/03/2019

5720MHz Straddle 5.47-5.725GHz_TX

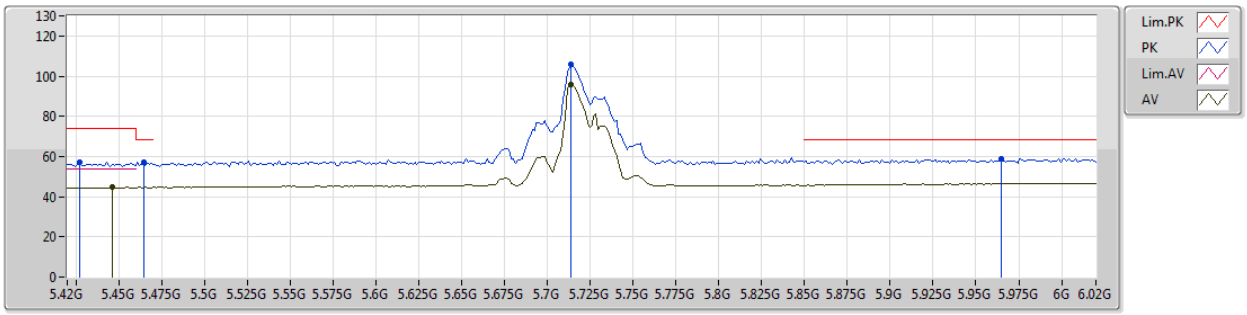

EUT Z_4TX
Setting 88
01-E-4-10
FSU
ANT6

Type	Freq	Level	Limit	Margin	Factor	Dist	Condition	Azimuth	Height	Comments
	(Hz)	(dBuV/m)	(dBuV/m)	(dB)	(dB)	(m)		(°)	(m)	
PK	5.4272G	57.12	74.00	-16.88	5.10	3	Horizontal	99	1.20	-
AV	5.4464G	44.59	54.00	-9.41	5.18	3	Horizontal	99	1.20	-
PK	5.4644G	56.92	68.20	-11.28	5.23	3	Horizontal	99	1.20	-
PK	5.714G	105.75	Inf	-Inf	5.78	3	Horizontal	99	1.20	-
AV	5.714G	95.84	Inf	-Inf	5.78	3	Horizontal	99	1.20	-
PK	5.9648G	58.80	68.20	-9.40	6.99	3	Horizontal	99	1.20	-

802.11ax HEW20_Nss1,(MCS0)_4TX

5260MHz_TX

05/03/2019

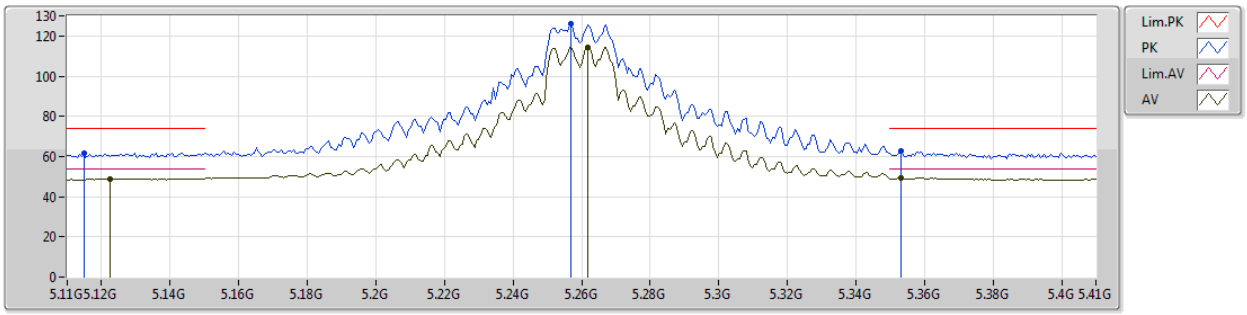

EUT Z_4TX
Setting 89
01-E-4-10
FSU
ANT6

Type	Freq	Level	Limit	Margin	Factor	Dist	Condition	Azimuth	Height	Comments
	(Hz)	(dBuV/m)	(dBuV/m)	(dB)	(dB)	(m)		(°)	(m)	
PK	5.1148G	61.83	74.00	-12.17	4.22	3	Vertical	202	2.21	-
AV	5.1226G	49.02	54.00	-4.98	4.23	3	Vertical	202	2.21	-
PK	5.257G	126.10	Inf	-Inf	4.48	3	Vertical	202	2.21	-
AV	5.2618G	114.45	Inf	-Inf	4.50	3	Vertical	202	2.21	-
PK	5.353G	62.65	74.00	-11.35	4.82	3	Vertical	202	2.21	-
AV	5.353G	49.48	54.00	-4.52	4.82	3	Vertical	202	2.21	-

802.11ax HEW20_Nss1,(MCS0)_4TX

5260MHz_TX

05/03/2019

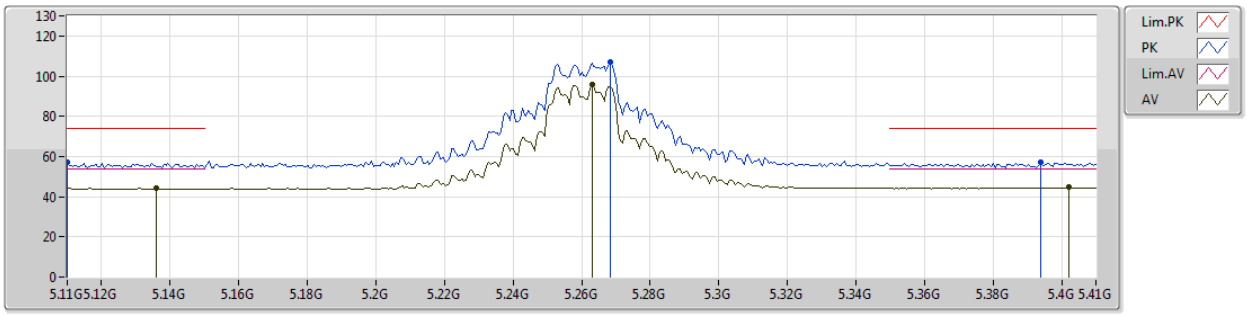

EUT Z_4TX
Setting 89
01-E-4-10
FSU
ANT6

Type	Freq	Level	Limit	Margin	Factor	Dist	Condition	Azimuth	Height	Comments
	(Hz)	(dBuV/m)	(dBuV/m)	(dB)	(dB)	(m)		(°)	(m)	
PK	5.11G	56.91	74.00	-17.09	4.23	3	Horizontal	131	1.61	-
AV	5.1358G	44.22	54.00	-9.78	4.25	3	Horizontal	131	1.61	-
PK	5.2684G	106.79	Inf	-Inf	4.53	3	Horizontal	131	1.61	-
AV	5.263G	95.68	Inf	-Inf	4.50	3	Horizontal	131	1.61	-
PK	5.3938G	56.97	74.00	-17.03	4.97	3	Horizontal	131	1.61	-
AV	5.4022G	44.66	54.00	-9.34	5.00	3	Horizontal	131	1.61	-

802.11ax HEW20_Nss1,(MCS0)_4TX

5300MHz_TX

05/03/2019

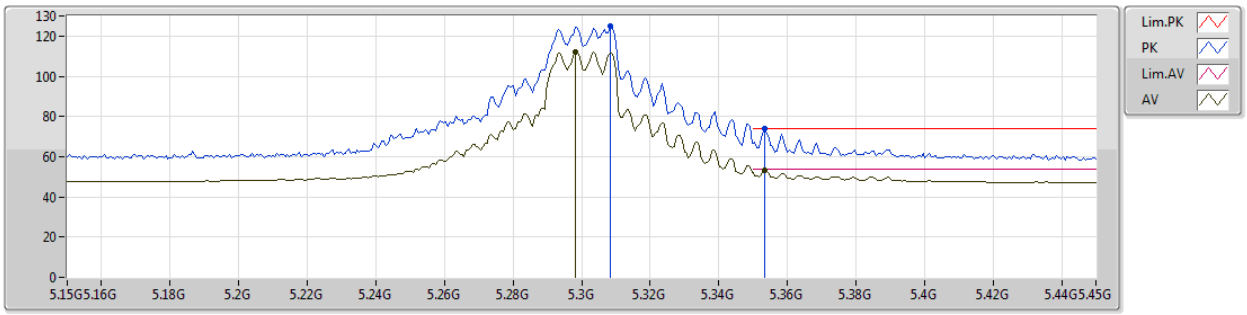

EUT Z_4TX
Setting 82
01-E-4-10
FSU
ANT6

Type	Freq	Level	Limit	Margin	Factor	Dist	Condition	Azimuth	Height	Comments
	(Hz)	(dBuV/m)	(dBuV/m)	(dB)	(dB)	(m)		(°)	(m)	
PK	5.3084G	125.15	Inf	-Inf	4.68	3	Vertical	192	2.17	-
AV	5.2982G	112.15	Inf	-Inf	4.63	3	Vertical	192	2.17	-
PK	5.3534G	73.95	74.00	-0.05	4.82	3	Vertical	192	2.17	-
AV	5.3534G	53.12	54.00	-0.88	4.82	3	Vertical	192	2.17	-

802.11ax HEW20_Nss1,(MCS0)_4TX

5300MHz_TX

05/03/2019

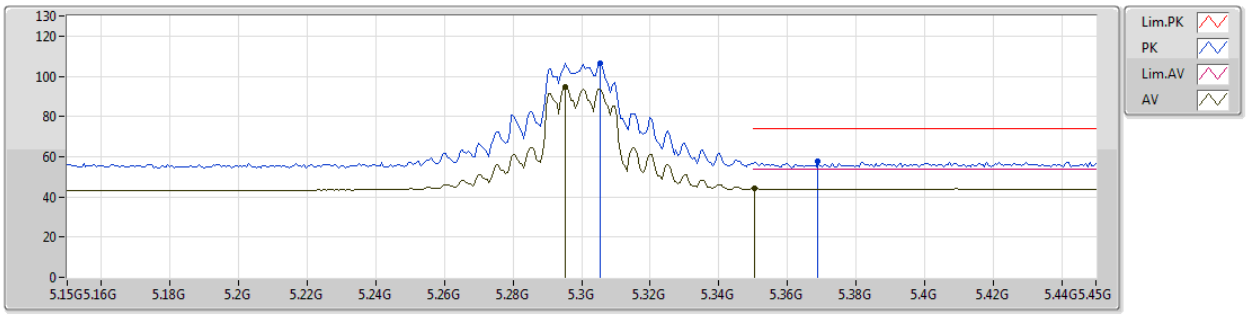

EUT Z_4TX
Setting 82
01-E-4-10
FSU
ANT6

Type	Freq	Level	Limit	Margin	Factor	Dist	Condition	Azimuth	Height	Comments
	(Hz)	(dBuV/m)	(dBuV/m)	(dB)	(dB)	(m)		(°)	(m)	
PK	5.3054G	106.57	Inf	-Inf	4.66	3	Horizontal	156	1.06	-
AV	5.2952G	94.55	Inf	-Inf	4.63	3	Horizontal	156	1.06	-
PK	5.369G	57.60	74.00	-16.40	4.88	3	Horizontal	156	1.06	-
AV	5.3504G	44.16	54.00	-9.84	4.81	3	Horizontal	156	1.06	-

802.11ax HEW20_Nss1,(MCS0)_4TX

5320MHz_TX

05/03/2019

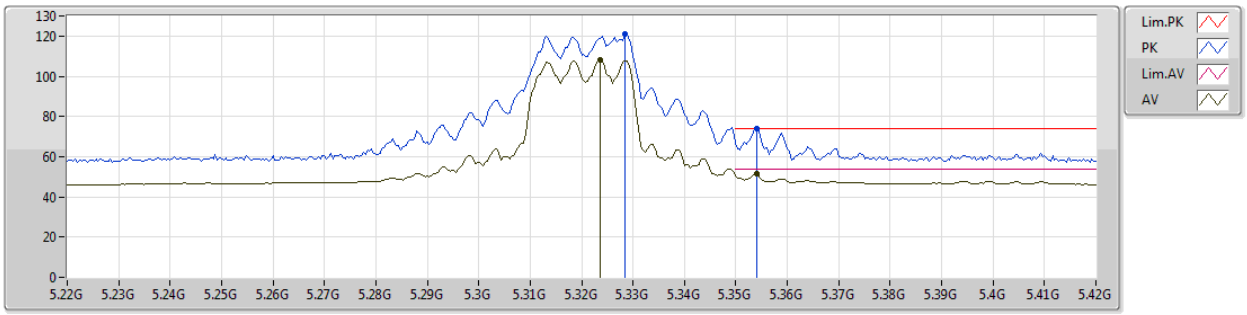

EUT Z_4TX
Setting 64
01-E-4-10
FSU
ANT6

Type	Freq	Level	Limit	Margin	Factor	Dist	Condition	Azimuth	Height	Comments
	(Hz)	(dBuV/m)	(dBuV/m)	(dB)	(dB)	(m)		(°)	(m)	
PK	5.3284G	120.84	Inf	-Inf	4.75	3	Vertical	192	2.16	-
AV	5.3236G	107.95	Inf	-Inf	4.72	3	Vertical	192	2.16	-
PK	5.354G	73.87	74.00	-0.13	4.82	3	Vertical	192	2.16	-
AV	5.354G	51.44	54.00	-2.56	4.82	3	Vertical	192	2.16	-

802.11ax HEW20_Nss1,(MCS0)_4TX

5320MHz_TX

05/03/2019

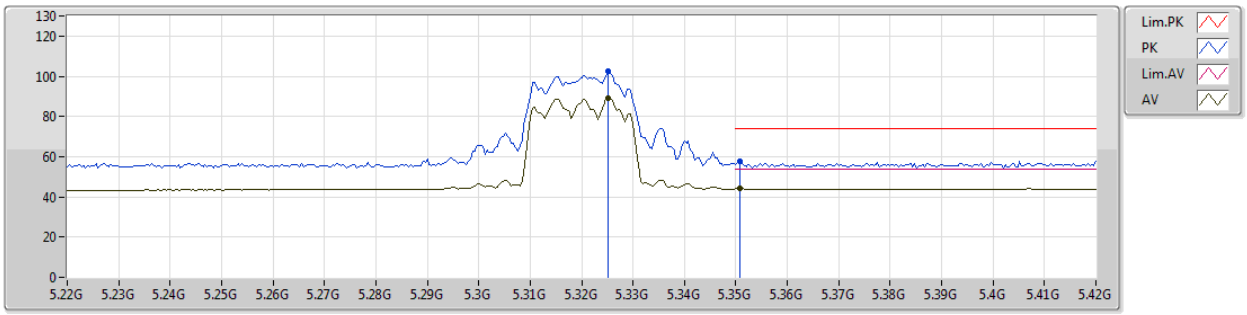

EUT Z_4TX
Setting 64
01-E-4-10
FSU
ANT6

Type	Freq	Level	Limit	Margin	Factor	Dist	Condition	Azimuth	Height	Comments
	(Hz)	(dBuV/m)	(dBuV/m)	(dB)	(dB)	(m)		(°)	(m)	
PK	5.3252G	102.72	Inf	-Inf	4.74	3	Horizontal	213	1.72	-
AV	5.3252G	89.28	Inf	-Inf	4.74	3	Horizontal	213	1.72	-
PK	5.3508G	57.54	74.00	-16.46	4.81	3	Horizontal	213	1.72	-
AV	5.3508G	44.22	54.00	-9.78	4.81	3	Horizontal	213	1.72	-

802.11ax HEW20_Nss1,(MCS0)_4TX

5500MHz_TX

05/03/2019

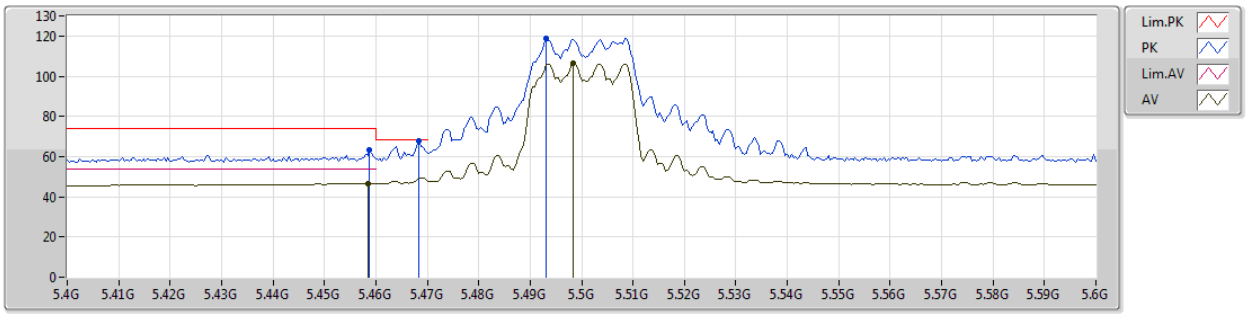

EUT Z_4TX
Setting 54
01-E-4-10
FSU
ANT6

Type	Freq	Level	Limit	Margin	Factor	Dist	Condition	Azimuth	Height	Comments
	(Hz)	(dBuV/m)	(dBuV/m)	(dB)	(dB)	(m)		(°)	(m)	
PK	5.4588G	63.39	74.00	-10.61	5.22	3	Vertical	192	2.09	-
AV	5.4584G	46.76	54.00	-7.24	5.22	3	Vertical	192	2.09	-
PK	5.4684G	67.97	68.20	-0.23	5.26	3	Vertical	192	2.09	-
PK	5.4932G	118.82	Inf	-Inf	5.35	3	Vertical	192	2.09	-
AV	5.4984G	106.46	Inf	-Inf	5.38	3	Vertical	192	2.09	-

802.11ax HEW20_Nss1,(MCS0)_4TX

5500MHz_TX

05/03/2019

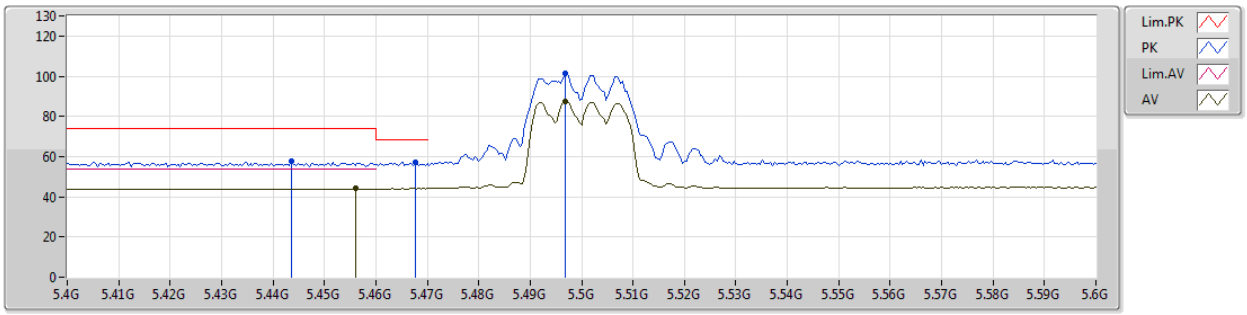

EUT Z_4TX
Setting 54
01-E-4-10
FSU
ANT6

Type	Freq	Level	Limit	Margin	Factor	Dist	Condition	Azimuth	Height	Comments
	(Hz)	(dBuV/m)	(dBuV/m)	(dB)	(dB)	(m)		(°)	(m)	
PK	5.4436G	57.79	74.00	-16.21	5.16	3	Horizontal	106	1.60	-
AV	5.456G	44.03	54.00	-9.97	5.21	3	Horizontal	106	1.60	-
PK	5.4676G	57.36	68.20	-10.84	5.25	3	Horizontal	106	1.60	-
PK	5.4968G	101.37	Inf	-Inf	5.37	3	Horizontal	106	1.60	-
AV	5.4968G	87.51	Inf	-Inf	5.37	3	Horizontal	106	1.60	-

802.11ax HEW20_Nss1,(MCS0)_4TX

5580MHz_TX

05/03/2019

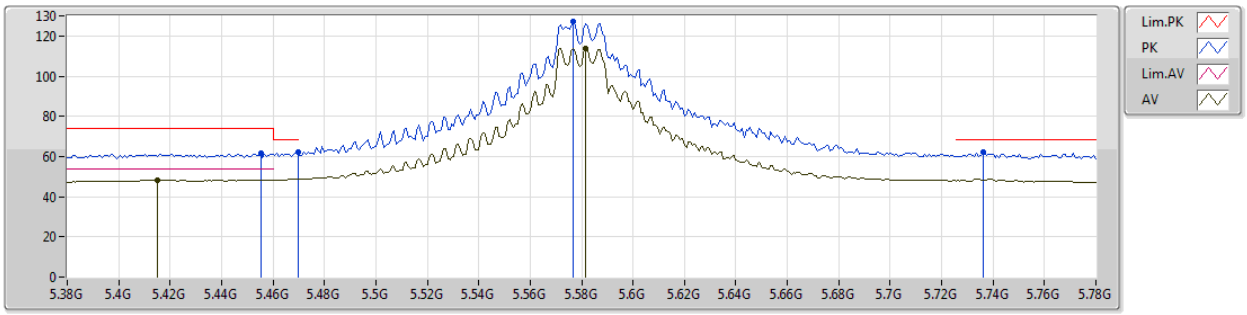

EUT Z_4TX
Setting 92
01-E-4-10
FSU
ANT6

Type	Freq	Level	Limit	Margin	Factor	Dist	Condition	Azimuth	Height	Comments
	(Hz)	(dBuV/m)	(dBuV/m)	(dB)	(dB)	(m)		(°)	(m)	
PK	5.4552G	61.84	74.00	-12.16	5.21	3	Vertical	200	2.10	-
AV	5.4152G	48.39	54.00	-5.61	5.06	3	Vertical	200	2.10	-
PK	5.4696G	62.11	68.20	-6.09	5.26	3	Vertical	200	2.10	-
PK	5.5768G	127.42	Inf	-Inf	5.57	3	Vertical	200	2.10	-
AV	5.5816G	113.93	Inf	-Inf	5.59	3	Vertical	200	2.10	-
PK	5.736G	62.04	68.20	-6.16	5.81	3	Vertical	200	2.10	-

802.11ax HEW20_Nss1,(MCS0)_4TX

5580MHz_TX

05/03/2019

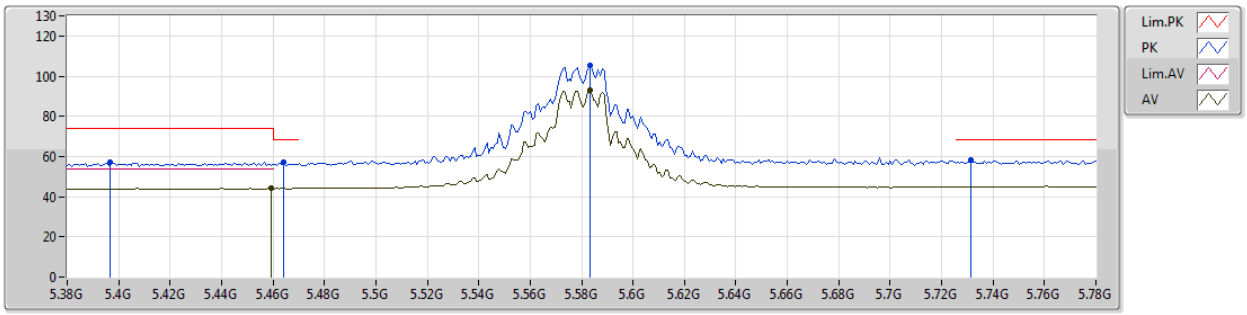

EUT Z_4TX
Setting 92
01-E-4-10
FSU
ANT6

Type	Freq	Level	Limit	Margin	Factor	Dist	Condition	Azimuth	Height	Comments
	(Hz)	(dBuV/m)	(dBuV/m)	(dB)	(dB)	(m)		(°)	(m)	
PK	5.3968G	57.19	74.00	-16.81	4.98	3	Horizontal	242	1.50	-
AV	5.4592G	44.01	54.00	-9.99	5.22	3	Horizontal	242	1.50	-
PK	5.464G	57.11	68.20	-11.09	5.23	3	Horizontal	242	1.50	-
PK	5.5832G	105.20	Inf	-Inf	5.60	3	Horizontal	242	1.50	-
AV	5.5832G	93.24	Inf	-Inf	5.60	3	Horizontal	242	1.50	-
PK	5.7312G	58.14	68.20	-10.06	5.80	3	Horizontal	242	1.50	-

802.11ax HEW20_Nss1,(MCS0)_4TX

5700MHz_TX

05/03/2019

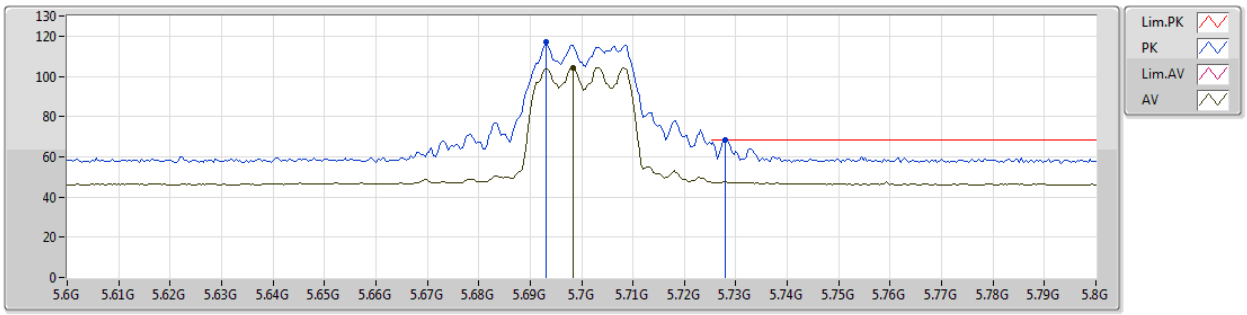

EUT Z_4TX
Setting 39
01-E-4-10
FSU
ANT6

Type	Freq	Level	Limit	Margin	Factor	Dist	Condition	Azimuth	Height	Comments
	(Hz)	(dBuV/m)	(dBuV/m)	(dB)	(dB)	(m)		(°)	(m)	
PK	5.6932G	116.95	Inf	-Inf	5.73	3	Vertical	163	2.20	-
AV	5.6984G	104.41	Inf	-Inf	5.74	3	Vertical	163	2.20	-
PK	5.728G	68.15	68.20	-0.05	5.80	3	Vertical	163	2.20	-

802.11ax HEW20_Nss1,(MCS0)_4TX

5700MHz_TX

05/03/2019

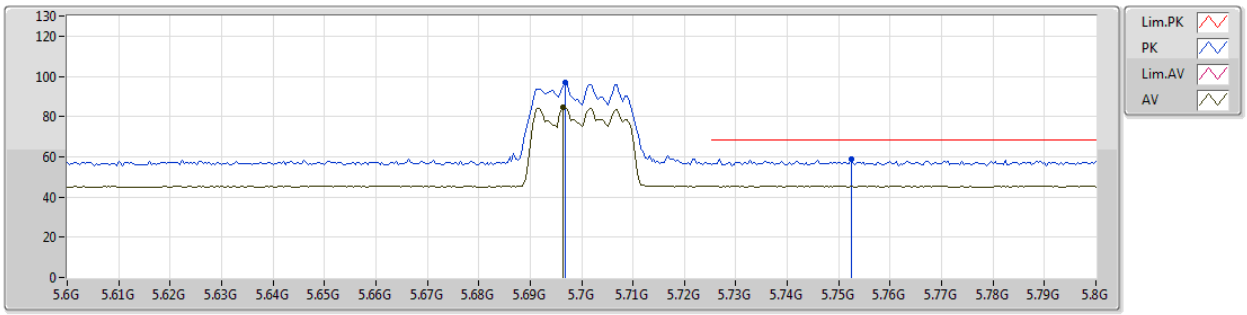

EUT Z_4TX
Setting 39
01-E-4-10
FSU
ANT6

Type	Freq	Level	Limit	Margin	Factor	Dist	Condition	Azimuth	Height	Comments
	(Hz)	(dBuV/m)	(dBuV/m)	(dB)	(dB)	(m)		(°)	(m)	
PK	5.6968G	97.11	Inf	-Inf	5.74	3	Horizontal	199	1.98	-
AV	5.6964G	84.56	Inf	-Inf	5.74	3	Horizontal	199	1.98	-
PK	5.7524G	58.71	68.20	-9.49	5.85	3	Horizontal	199	1.98	-

802.11ax HEW20_Nss1,(MCS0)_4TX

5720MHz Straddle 5.47-5.725GHz_TX

05/03/2019

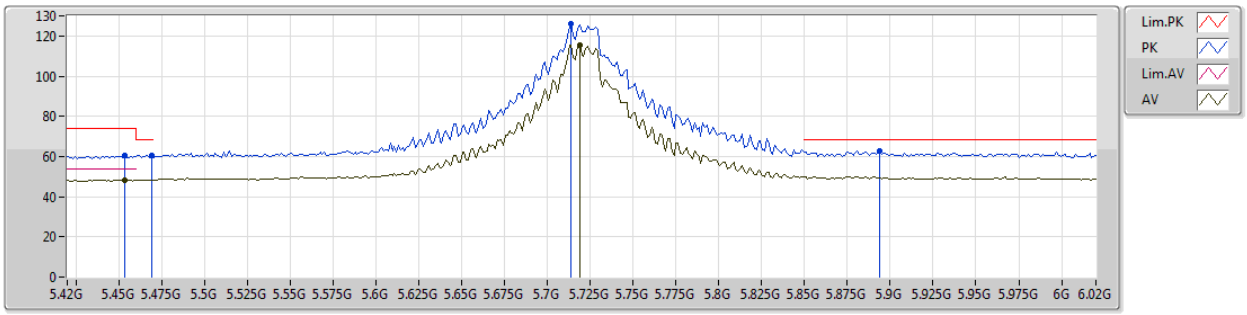

EUT Z_4TX
Setting 92
01-E-4-10
FSU
ANT6

Type	Freq	Level	Limit	Margin	Factor	Dist	Condition	Azimuth	Height	Comments
	(Hz)	(dBuV/m)	(dBuV/m)	(dB)	(dB)	(m)		(°)	(m)	
PK	5.4536G	60.42	74.00	-13.58	5.19	3	Vertical	166	2.09	-
AV	5.4536G	48.32	54.00	-5.68	5.19	3	Vertical	166	2.09	-
PK	5.4692G	60.47	68.20	-7.73	5.26	3	Vertical	166	2.09	-
PK	5.714G	125.87	Inf	-Inf	5.78	3	Vertical	166	2.09	-
AV	5.7188G	115.69	Inf	-Inf	5.79	3	Vertical	166	2.09	-
PK	5.894G	62.63	68.20	-5.57	6.65	3	Vertical	166	2.09	-

802.11ax HEW20_Nss1,(MCS0)_4TX

5720MHz Straddle 5.47-5.725GHz_TX

05/03/2019

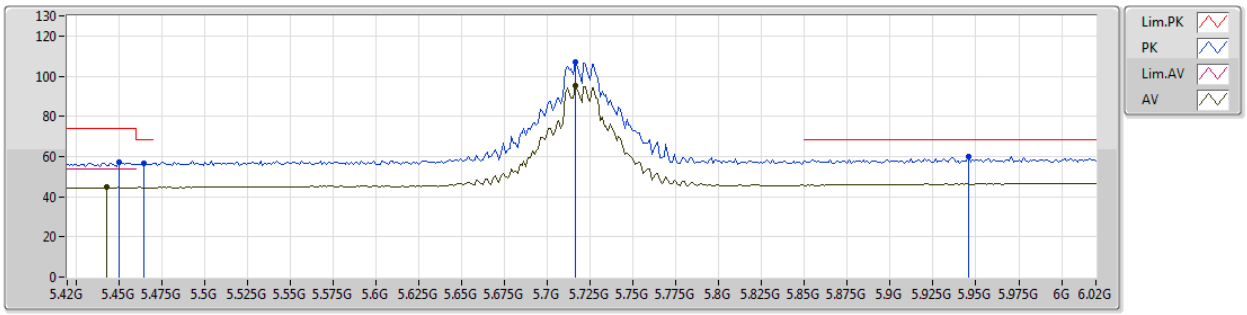

EUT Z_4TX
Setting 92
01-E-4-10
FSU
ANT6

Type	Freq	Level	Limit	Margin	Factor	Dist	Condition	Azimuth	Height	Comments
	(Hz)	(dBuV/m)	(dBuV/m)	(dB)	(dB)	(m)		(°)	(m)	
PK	5.45G	57.14	74.00	-16.86	5.19	3	Horizontal	199	1.93	-
AV	5.4428G	44.70	54.00	-9.30	5.16	3	Horizontal	199	1.93	-
PK	5.4644G	56.68	68.20	-11.52	5.23	3	Horizontal	199	1.93	-
PK	5.7164G	107.14	Inf	-Inf	5.78	3	Horizontal	199	1.93	-
AV	5.7164G	95.15	Inf	-Inf	5.78	3	Horizontal	199	1.93	-
PK	5.9456G	59.75	68.20	-8.45	6.91	3	Horizontal	199	1.93	-

802.11ax HEW40_Nss1,(MCS0)_4TX

5270MHz_TX

05/03/2019

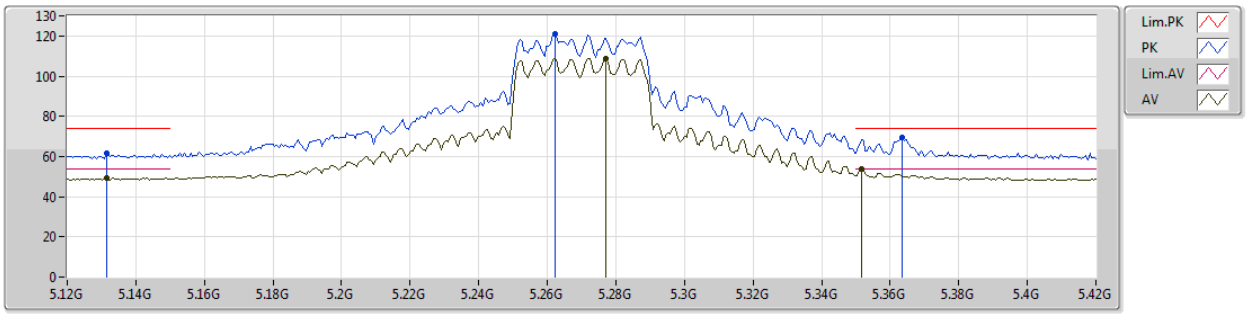

EUT Z_4TX
Setting 73
01-E-4-10
FSU
ANT6

Type	Freq	Level	Limit	Margin	Factor	Dist	Condition	Azimuth	Height	Comments
	(Hz)	(dBuV/m)	(dBuV/m)	(dB)	(dB)	(m)		(°)	(m)	
PK	5.1314G	61.87	74.00	-12.13	4.24	3	Vertical	202	2.08	-
AV	5.1314G	49.29	54.00	-4.71	4.24	3	Vertical	202	2.08	-
PK	5.2622G	120.77	Inf	-Inf	4.50	3	Vertical	202	2.08	-
AV	5.2772G	108.79	Inf	-Inf	4.55	3	Vertical	202	2.08	-
PK	5.3636G	69.24	74.00	-4.76	4.86	3	Vertical	202	2.08	-
AV	5.3516G	53.78	54.00	-0.22	4.81	3	Vertical	202	2.08	-

802.11ax HEW40_Nss1,(MCS0)_4TX

5270MHz_TX

05/03/2019

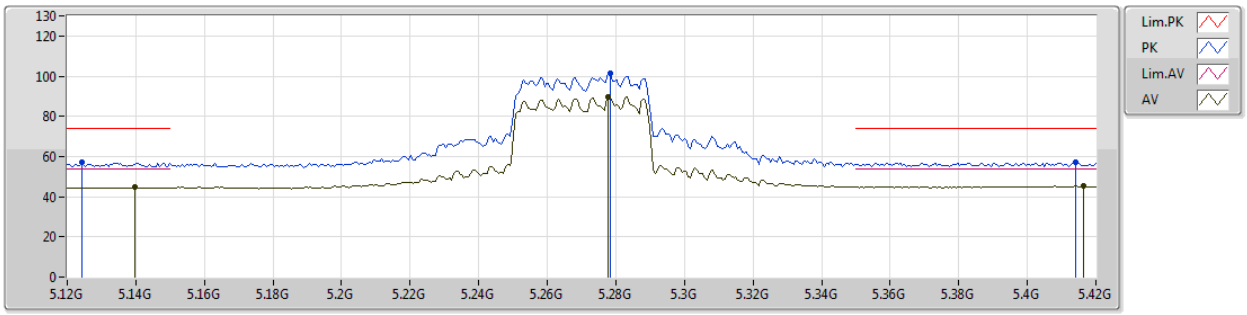

EUT Z_4TX
Setting 73
01-E-4-10
FSU
ANT6

Type	Freq	Level	Limit	Margin	Factor	Dist	Condition	Azimuth	Height	Comments
	(Hz)	(dBuV/m)	(dBuV/m)	(dB)	(dB)	(m)		(°)	(m)	
PK	5.1242G	57.27	74.00	-16.73	4.23	3	Horizontal	130	1.77	-
AV	5.1398G	44.59	54.00	-9.41	4.24	3	Horizontal	130	1.77	-
PK	5.2784G	101.47	Inf	-Inf	4.56	3	Horizontal	130	1.77	-
AV	5.2778G	89.71	Inf	-Inf	4.55	3	Horizontal	130	1.77	-
PK	5.414G	56.99	74.00	-17.01	5.04	3	Horizontal	130	1.77	-
AV	5.4164G	45.27	54.00	-8.73	5.06	3	Horizontal	130	1.77	-

802.11ax HEW40_Nss1,(MCS0)_4TX

5310MHz_TX

05/03/2019

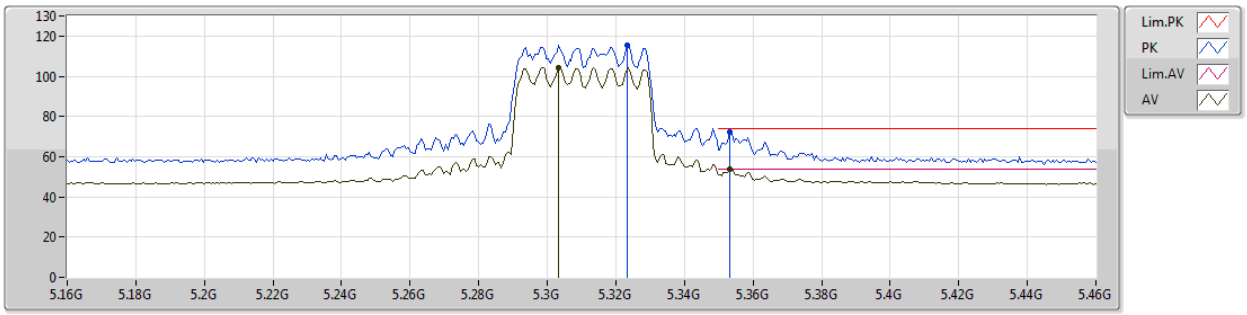

EUT Z_4TX
Setting 57
01-E-4-10
FSU
ANT6

Type	Freq	Level	Limit	Margin	Factor	Dist	Condition	Azimuth	Height	Comments
	(Hz)	(dBuV/m)	(dBuV/m)	(dB)	(dB)	(m)		(°)	(m)	
PK	5.3232G	115.38	Inf	-Inf	4.72	3	Vertical	192	2.20	-
AV	5.3034G	104.43	Inf	-Inf	4.65	3	Vertical	192	2.20	-
PK	5.3532G	72.18	74.00	-1.82	4.82	3	Vertical	192	2.20	-
AV	5.3532G	53.77	54.00	-0.23	4.82	3	Vertical	192	2.20	-

802.11ax HEW40_Nss1,(MCS0)_4TX

5310MHz_TX

05/03/2019

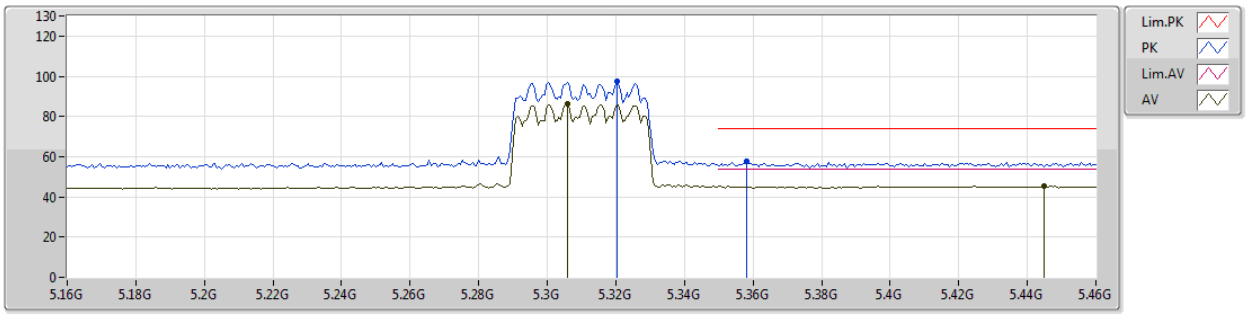

EUT Z_4TX
Setting 57
01-E-4-10
FSU
ANT6

Type	Freq	Level	Limit	Margin	Factor	Dist	Condition	Azimuth	Height	Comments
	(Hz)	(dBuV/m)	(dBuV/m)	(dB)	(dB)	(m)		(°)	(m)	
PK	5.3202G	97.44	Inf	-Inf	4.71	3	Horizontal	212	1.11	-
AV	5.3058G	86.28	Inf	-Inf	4.66	3	Horizontal	212	1.11	-
PK	5.358G	57.71	74.00	-16.29	4.83	3	Horizontal	212	1.11	-
AV	5.445G	45.39	54.00	-8.61	5.18	3	Horizontal	212	1.11	-

802.11ax HEW40_Nss1,(MCS0)_4TX

5510MHz_TX

05/03/2019

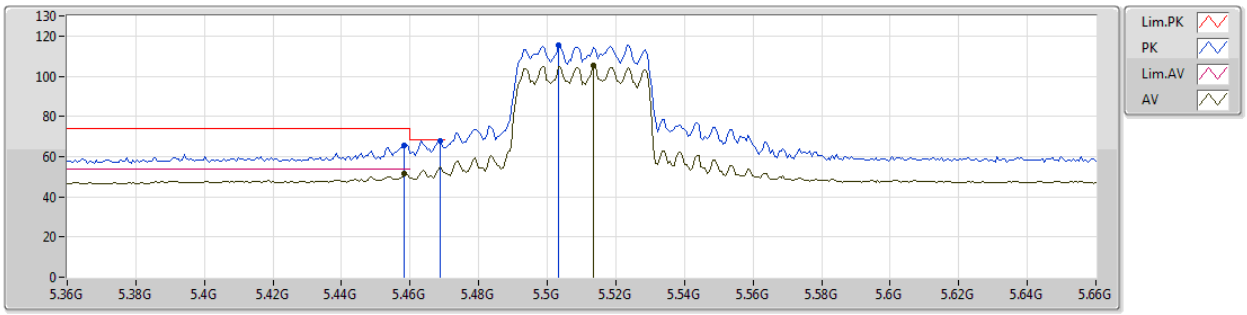

EUT Z_4TX
Setting 54
01-E-4-10
FSU
ANT6

Type	Freq	Level	Limit	Margin	Factor	Dist	Condition	Azimuth	Height	Comments
	(Hz)	(dBuV/m)	(dBuV/m)	(dB)	(dB)	(m)		(°)	(m)	
PK	5.4584G	65.70	74.00	-8.30	5.22	3	Vertical	192	2.14	-
AV	5.4584G	51.73	54.00	-2.27	5.22	3	Vertical	192	2.14	-
PK	5.4686G	67.99	68.20	-0.21	5.26	3	Vertical	192	2.14	-
PK	5.5034G	115.31	Inf	-Inf	5.39	3	Vertical	192	2.14	-
AV	5.5136G	105.29	Inf	-Inf	5.42	3	Vertical	192	2.14	-

802.11ax HEW40_Nss1,(MCS0)_4TX

5510MHz_TX

05/03/2019

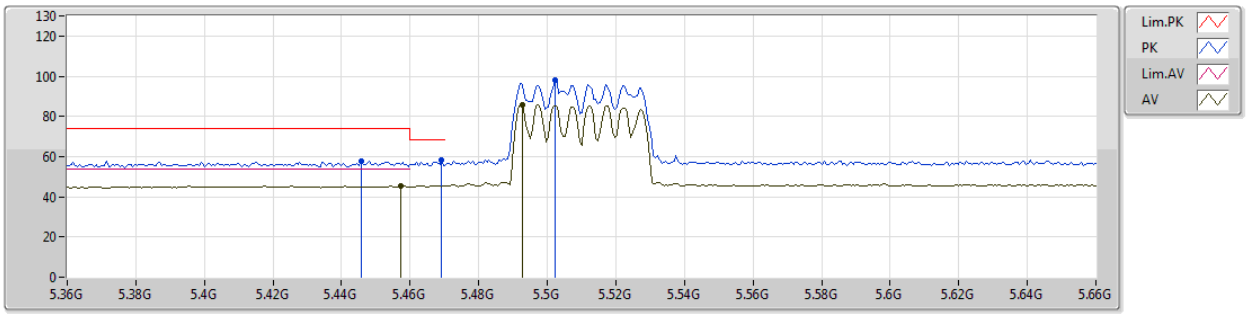

EUT Z_4TX
Setting 54
01-E-4-10
FSU
ANT6

Type	Freq	Level	Limit	Margin	Factor	Dist	Condition	Azimuth	Height	Comments
	(Hz)	(dBuV/m)	(dBuV/m)	(dB)	(dB)	(m)		(°)	(m)	
PK	5.4458G	57.67	74.00	-16.33	5.18	3	Horizontal	107	1.04	-
AV	5.4572G	45.32	54.00	-8.68	5.21	3	Horizontal	107	1.04	-
PK	5.4692G	58.33	68.20	-9.87	5.26	3	Horizontal	107	1.04	-
PK	5.5022G	98.05	Inf	-Inf	5.38	3	Horizontal	107	1.04	-
AV	5.4926G	85.80	Inf	-Inf	5.35	3	Horizontal	107	1.04	-

802.11ax HEW40_Nss1,(MCS0)_4TX

5550MHz_TX

05/03/2019

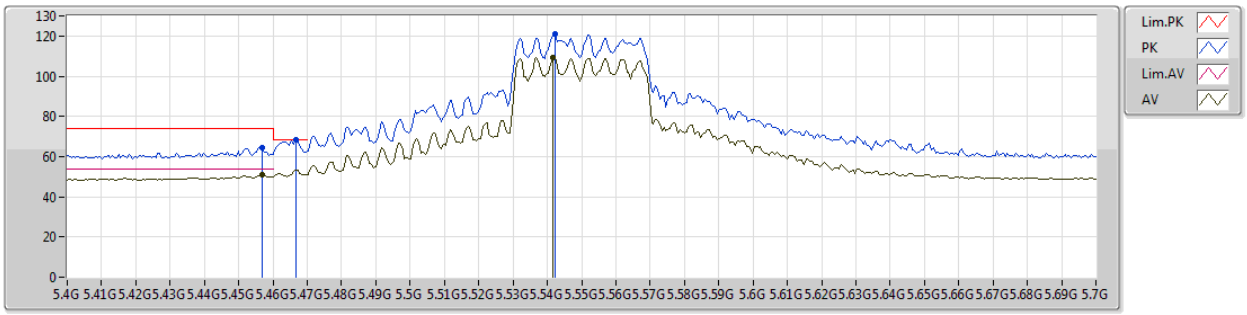

EUT Z_4TX
Setting 70
01-E-4-10
FSU
ANT6

Type	Freq	Level	Limit	Margin	Factor	Dist	Condition	Azimuth	Height	Comments
	(Hz)	(dBuV/m)	(dBuV/m)	(dB)	(dB)	(m)		(°)	(m)	
PK	5.457G	64.58	74.00	-9.42	5.21	3	Vertical	201	2.15	-
AV	5.457G	51.08	54.00	-2.92	5.21	3	Vertical	201	2.15	-
PK	5.4666G	68.17	68.20	-0.03	5.25	3	Vertical	201	2.15	-
PK	5.5422G	120.99	Inf	-Inf	5.48	3	Vertical	201	2.15	-
AV	5.5416G	109.41	Inf	-Inf	5.48	3	Vertical	201	2.15	-

802.11ax HEW40_Nss1,(MCS0)_4TX

5550MHz_TX

05/03/2019

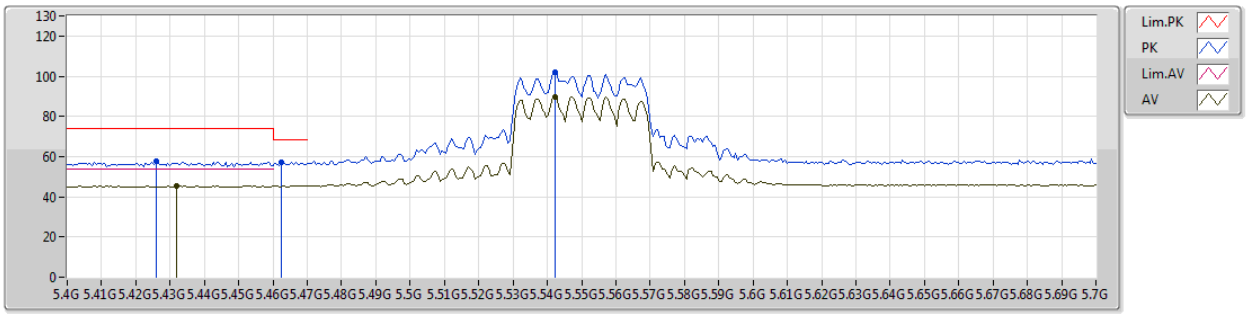

EUT Z_4TX
Setting 70
01-E-4-10
FSU
ANT6

Type	Freq	Level	Limit	Margin	Factor	Dist	Condition	Azimuth	Height	Comments
	(Hz)	(dBuV/m)	(dBuV/m)	(dB)	(dB)	(m)		(°)	(m)	
PK	5.4258G	57.68	74.00	-16.32	5.10	3	Horizontal	109	1.47	-
AV	5.4318G	45.43	54.00	-8.57	5.12	3	Horizontal	109	1.47	-
PK	5.4624G	57.39	68.20	-10.81	5.23	3	Horizontal	109	1.47	-
PK	5.5422G	102.18	Inf	-Inf	5.48	3	Horizontal	109	1.47	-
AV	5.5422G	89.86	Inf	-Inf	5.48	3	Horizontal	109	1.47	-

802.11ax HEW40_Nss1,(MCS0)_4TX

5670MHz_TX

05/03/2019

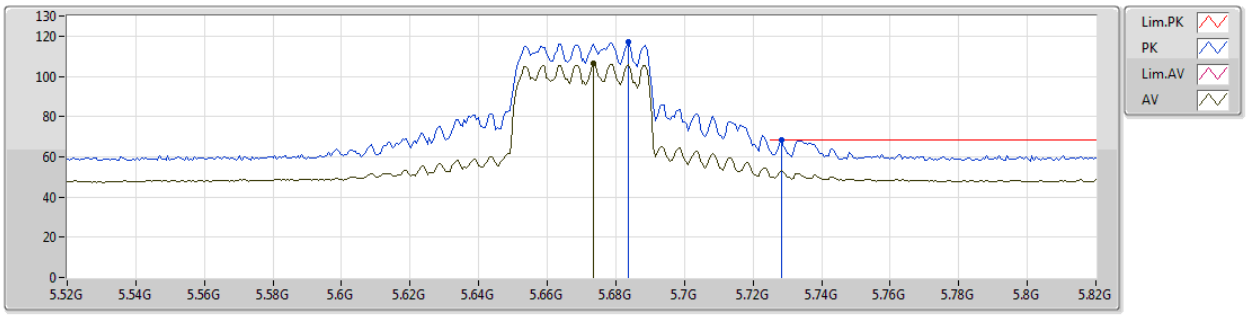

EUT Z_4TX
Setting 55
01-E-4-10
FSU
ANT6

Type	Freq	Level	Limit	Margin	Factor	Dist	Condition	Azimuth	Height	Comments
	(Hz)	(dBuV/m)	(dBuV/m)	(dB)	(dB)	(m)		(°)	(m)	
PK	5.6838G	116.99	Inf	-Inf	5.72	3	Vertical	166	2.03	-
AV	5.6736G	106.58	Inf	-Inf	5.71	3	Vertical	166	2.03	-
PK	5.7282G	68.14	68.20	-0.06	5.80	3	Vertical	166	2.03	-

802.11ax HEW40_Nss1,(MCS0)_4TX

5670MHz_TX

05/03/2019

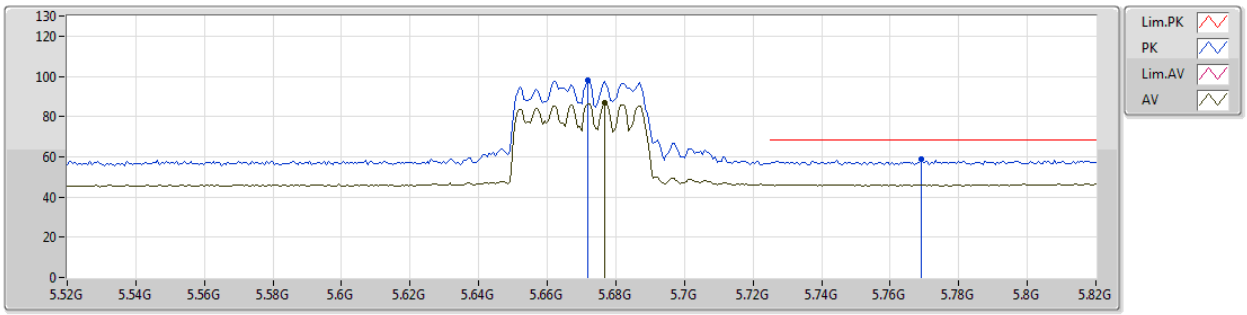

EUT Z_4TX
Setting 55
01-E-4-10
FSU
ANT6

Type	Freq	Level	Limit	Margin	Factor	Dist	Condition	Azimuth	Height	Comments
	(Hz)	(dBuV/m)	(dBuV/m)	(dB)	(dB)	(m)		(°)	(m)	
PK	5.6718G	98.09	Inf	-Inf	5.71	3	Horizontal	103	1.01	-
AV	5.6766G	87.03	Inf	-Inf	5.72	3	Horizontal	103	1.01	-
PK	5.769G	58.75	68.20	-9.45	5.90	3	Horizontal	103	1.01	-

802.11ax HEW40_Nss1,(MCS0)_4TX

5710MHz Straddle 5.47-5.725GHz_TX

05/03/2019

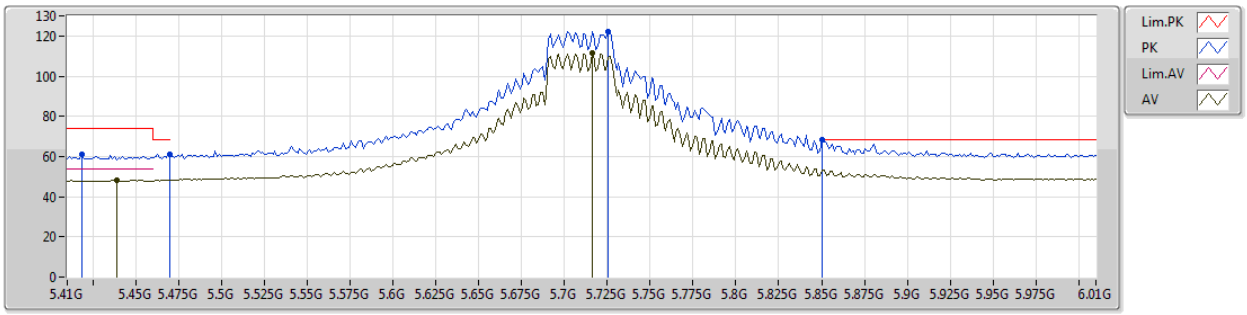

EUT Z_4TX
Setting 83
01-E-4-10
FSU
ANT6

Type	Freq	Level	Limit	Margin	Factor	Dist	Condition	Azimuth	Height	Comments
	(Hz)	(dBuV/m)	(dBuV/m)	(dB)	(dB)	(m)		(°)	(m)	
PK	5.4184G	60.94	74.00	-13.06	5.07	3	Vertical	172	2.14	-
AV	5.4388G	48.09	54.00	-5.91	5.15	3	Vertical	172	2.14	-
PK	5.47G	61.10	68.20	-7.10	5.26	3	Vertical	172	2.14	-
PK	5.7256G	122.35	Inf	-Inf	5.79	3	Vertical	172	2.14	-
AV	5.716G	111.44	Inf	-Inf	5.78	3	Vertical	172	2.14	-
PK	5.85G	68.11	68.20	-0.09	6.33	3	Vertical	172	2.14	-

802.11ax HEW40_Nss1,(MCS0)_4TX

5710MHz Straddle 5.47-5.725GHz_TX

05/03/2019

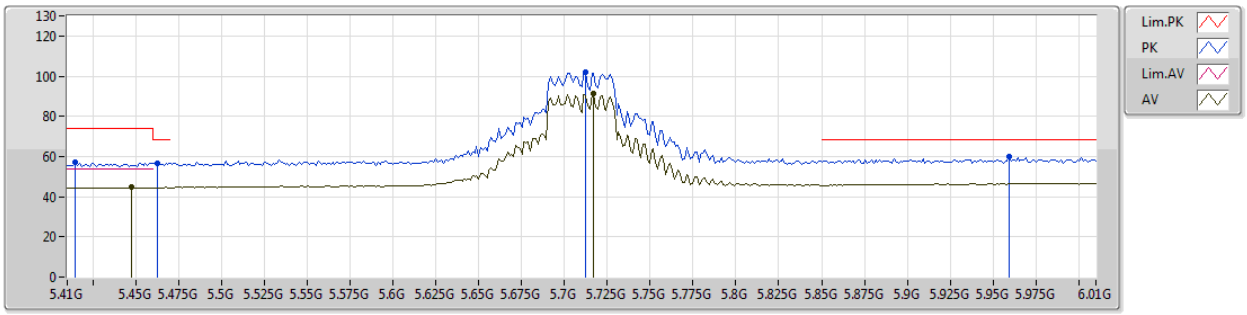

EUT Z_4TX
Setting 83
01-E-4-10
FSU
ANT6

Type	Freq	Level	Limit	Margin	Factor	Dist	Condition	Azimuth	Height	Comments
	(Hz)	(dBuV/m)	(dBuV/m)	(dB)	(dB)	(m)		(°)	(m)	
PK	5.4148G	57.43	74.00	-16.57	5.04	3	Horizontal	199	1.95	-
AV	5.4472G	44.61	54.00	-9.39	5.18	3	Horizontal	199	1.95	-
PK	5.4628G	56.87	68.20	-11.33	5.23	3	Horizontal	199	1.95	-
PK	5.7124G	102.15	Inf	-Inf	5.76	3	Horizontal	199	1.95	-
AV	5.7172G	91.35	Inf	-Inf	5.78	3	Horizontal	199	1.95	-
PK	5.9596G	59.91	68.20	-8.29	6.97	3	Horizontal	199	1.95	-

802.11ax HEW80_Nss1,(MCS0)_4TX

5290MHz_TX

05/03/2019

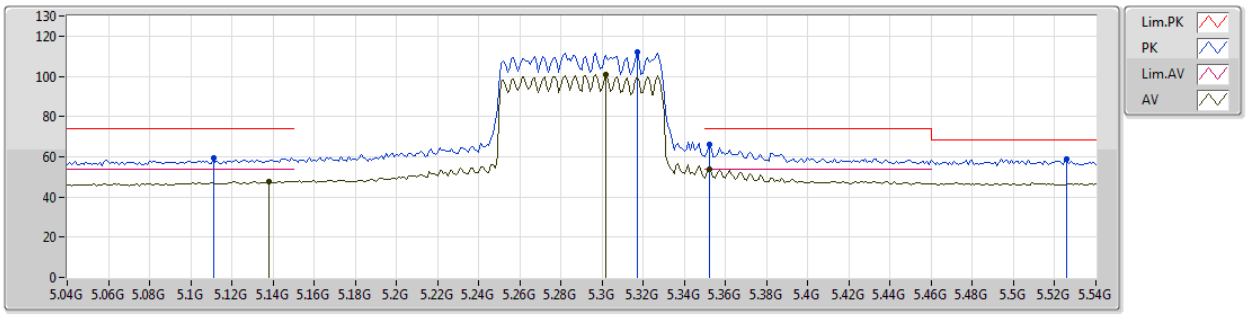

EUT Z_4TX
Setting 54
01-E-4-10
FSU
ANT6

Type	Freq	Level	Limit	Margin	Factor	Dist	Condition	Azimuth	Height	Comments
	(Hz)	(dBuV/m)	(dBuV/m)	(dB)	(dB)	(m)		(°)	(m)	
PK	5.111G	59.44	74.00	-14.56	4.23	3	Vertical	201	2.17	-
AV	5.138G	47.62	54.00	-6.38	4.24	3	Vertical	201	2.17	-
PK	5.317G	111.83	Inf	-Inf	4.70	3	Vertical	201	2.17	-
AV	5.302G	100.92	Inf	-Inf	4.65	3	Vertical	201	2.17	-
PK	5.352G	66.12	74.00	-7.88	4.82	3	Vertical	201	2.17	-
AV	5.352G	53.89	54.00	-0.11	4.82	3	Vertical	201	2.17	-
PK	5.526G	58.73	68.20	-9.47	5.44	3	Vertical	201	2.17	-

802.11ax HEW80_Nss1,(MCS0)_4TX

5290MHz_TX

05/03/2019

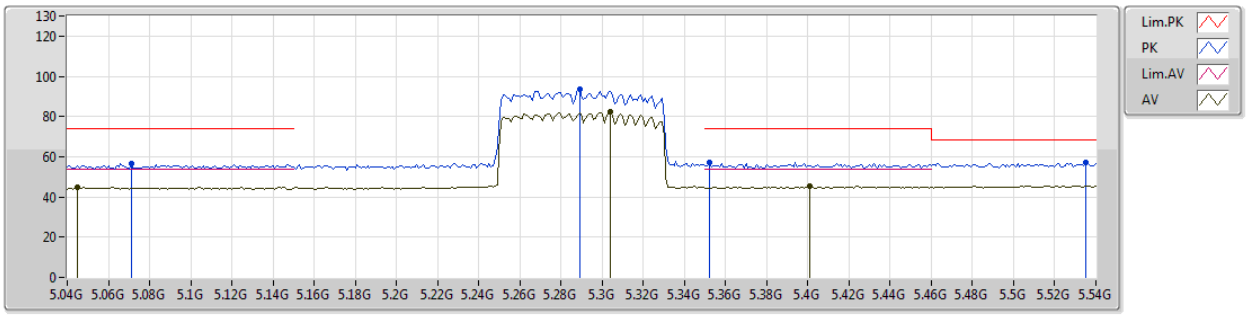

EUT Z_4TX
Setting 54
01-E-4-10
FSU
ANT6

Type	Freq	Level	Limit	Margin	Factor	Dist	Condition	Azimuth	Height	Comments
	(Hz)	(dBuV/m)	(dBuV/m)	(dB)	(dB)	(m)		(°)	(m)	
PK	5.071G	56.42	74.00	-17.58	4.26	3	Horizontal	137	1.04	-
AV	5.045G	44.72	54.00	-9.28	4.31	3	Horizontal	137	1.04	-
PK	5.289G	93.67	Inf	-Inf	4.60	3	Horizontal	137	1.04	-
AV	5.304G	82.25	Inf	-Inf	4.65	3	Horizontal	137	1.04	-
PK	5.352G	56.98	74.00	-17.02	4.82	3	Horizontal	137	1.04	-
AV	5.401G	45.16	54.00	-8.84	4.99	3	Horizontal	137	1.04	-
PK	5.535G	57.39	68.20	-10.81	5.47	3	Horizontal	137	1.04	-

802.11ax HEW80_Nss1,(MCS0)_4TX

5530MHz_TX

05/03/2019

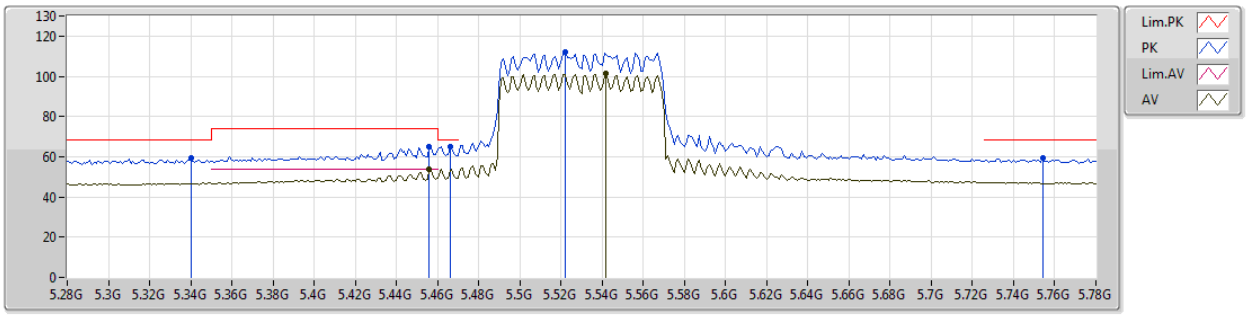

EUT Z_4TX
Setting 51
01-E-4-10
FSU
ANT6

Type	Freq	Level	Limit	Margin	Factor	Dist	Condition	Azimuth	Height	Comments
	(Hz)	(dBuV/m)	(dBuV/m)	(dB)	(dB)	(m)		(°)	(m)	
PK	5.34G	59.16	68.20	-9.04	4.78	3	Vertical	200	2.04	-
PK	5.456G	65.13	74.00	-8.87	5.21	3	Vertical	200	2.04	-
AV	5.456G	53.77	54.00	-0.23	5.21	3	Vertical	200	2.04	-
PK	5.466G	64.93	68.20	-3.27	5.25	3	Vertical	200	2.04	-
PK	5.522G	111.95	Inf	-Inf	5.44	3	Vertical	200	2.04	-
AV	5.542G	101.30	Inf	-Inf	5.48	3	Vertical	200	2.04	-
PK	5.754G	59.17	68.20	-9.03	5.86	3	Vertical	200	2.04	-

802.11ax HEW80_Nss1,(MCS0)_4TX

5530MHz_TX

05/03/2019

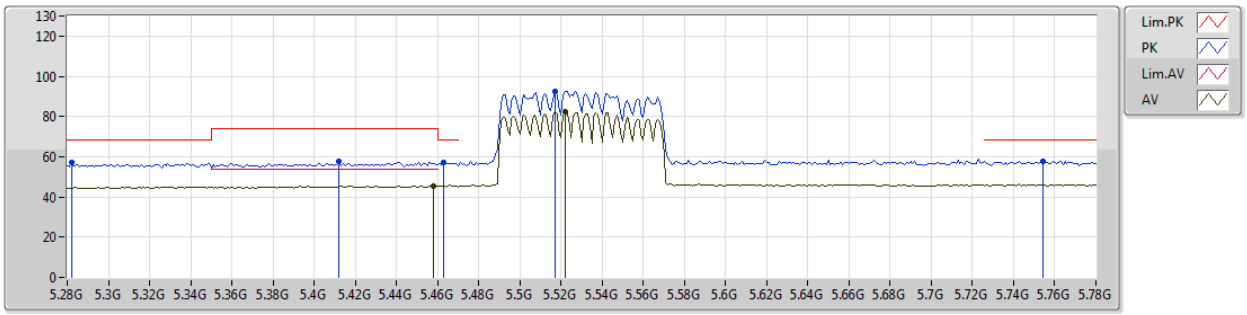

EUT Z_4TX
Setting 51
01-E-4-10
FSU
ANT6

Type	Freq	Level	Limit	Margin	Factor	Dist	Condition	Azimuth	Height	Comments
	(Hz)	(dBuV/m)	(dBuV/m)	(dB)	(dB)	(m)		(°)	(m)	
PK	5.282G	56.97	68.20	-11.23	4.58	3	Horizontal	108	1.40	-
PK	5.412G	57.47	74.00	-16.53	5.04	3	Horizontal	108	1.40	-
AV	5.458G	45.43	54.00	-8.57	5.21	3	Horizontal	108	1.40	-
PK	5.463G	57.03	68.20	-11.17	5.23	3	Horizontal	108	1.40	-
PK	5.517G	92.59	Inf	-Inf	5.42	3	Horizontal	108	1.40	-
AV	5.522G	82.27	Inf	-Inf	5.44	3	Horizontal	108	1.40	-
PK	5.754G	57.85	68.20	-10.35	5.86	3	Horizontal	108	1.40	-

802.11ax HEW80_Nss1,(MCS0)_4TX

5610MHz_TX

05/03/2019

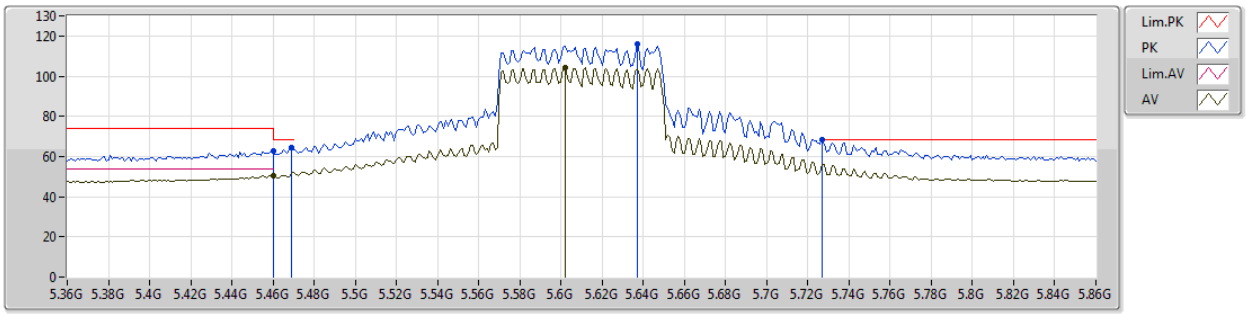

EUT Z_4TX
Setting 61
01-E-4-10
FSU
ANT6

Type	Freq	Level	Limit	Margin	Factor	Dist	Condition	Azimuth	Height	Comments
	(Hz)	(dBuV/m)	(dBuV/m)	(dB)	(dB)	(m)		(°)	(m)	
PK	5.46G	62.55	74.00	-11.45	5.22	3	Vertical	200	2.22	-
AV	5.46G	50.35	54.00	-3.65	5.22	3	Vertical	200	2.22	-
PK	5.469G	64.43	68.20	-3.77	5.26	3	Vertical	200	2.22	-
PK	5.637G	115.85	Inf	-Inf	5.68	3	Vertical	200	2.22	-
AV	5.602G	104.28	Inf	-Inf	5.64	3	Vertical	200	2.22	-
PK	5.727G	68.09	68.20	-0.11	5.79	3	Vertical	200	2.22	-

802.11ax HEW80_Nss1,(MCS0)_4TX

5610MHz_TX

05/03/2019

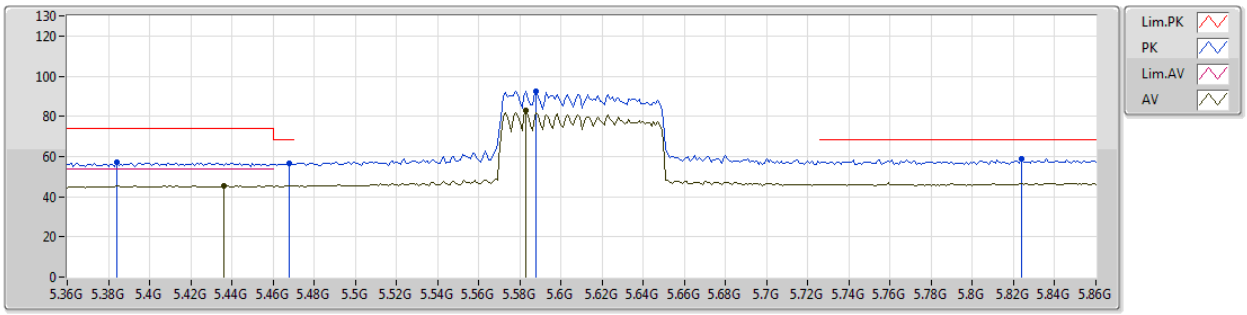

EUT Z_4TX
Setting 61
01-E-4-10
FSU
ANT6

Type	Freq	Level	Limit	Margin	Factor	Dist	Condition	Azimuth	Height	Comments
	(Hz)	(dBuV/m)	(dBuV/m)	(dB)	(dB)	(m)		(°)	(m)	
PK	5.384G	56.89	74.00	-17.11	4.93	3	Horizontal	242	1.48	-
AV	5.436G	45.42	54.00	-8.58	5.14	3	Horizontal	242	1.48	-
PK	5.468G	56.53	68.20	-11.67	5.25	3	Horizontal	242	1.48	-
PK	5.588G	92.51	Inf	-Inf	5.61	3	Horizontal	242	1.48	-
AV	5.583G	82.70	Inf	-Inf	5.60	3	Horizontal	242	1.48	-
PK	5.824G	59.04	68.20	-9.16	6.13	3	Horizontal	242	1.48	-

802.11ax HEW80_Nss1,(MCS0)_4TX

5690MHz Straddle 5.47-5.725GHz_TX

06/03/2019

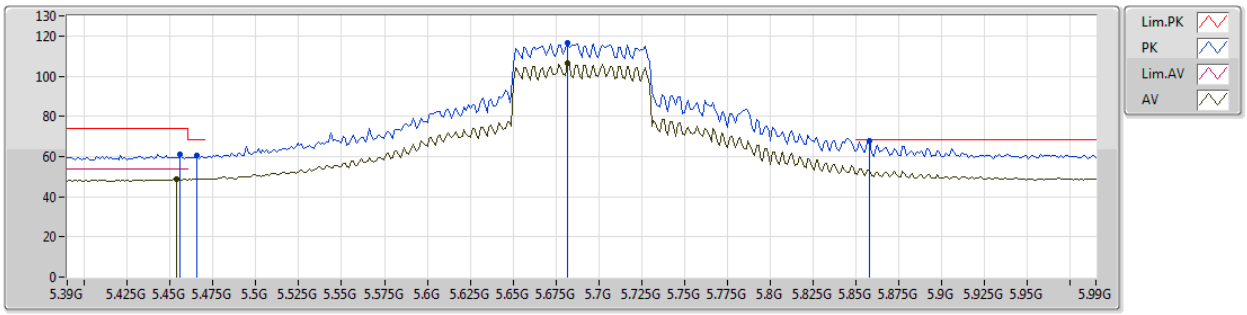

EUT Z_4TX
Setting 68
01-E-4-10
FSU
ANT6

Type	Freq	Level	Limit	Margin	Factor	Dist	Condition	Azimuth	Height	Comments
	(Hz)	(dBuV/m)	(dBuV/m)	(dB)	(dB)	(m)		(°)	(m)	
PK	5.456G	60.89	74.00	-13.11	5.21	3	Vertical	200	2.12	-
AV	5.4536G	48.70	54.00	-5.30	5.19	3	Vertical	200	2.12	-
PK	5.4656G	60.28	68.20	-7.92	5.25	3	Vertical	200	2.12	-
PK	5.6816G	116.46	Inf	-Inf	5.72	3	Vertical	200	2.12	-
AV	5.6816G	106.29	Inf	-Inf	5.72	3	Vertical	200	2.12	-
PK	5.858G	67.96	68.20	-0.24	6.39	3	Vertical	200	2.12	-

802.11ax HEW80_Nss1,(MCS0)_4TX

5690MHz Straddle 5.47-5.725GHz_TX

06/03/2019

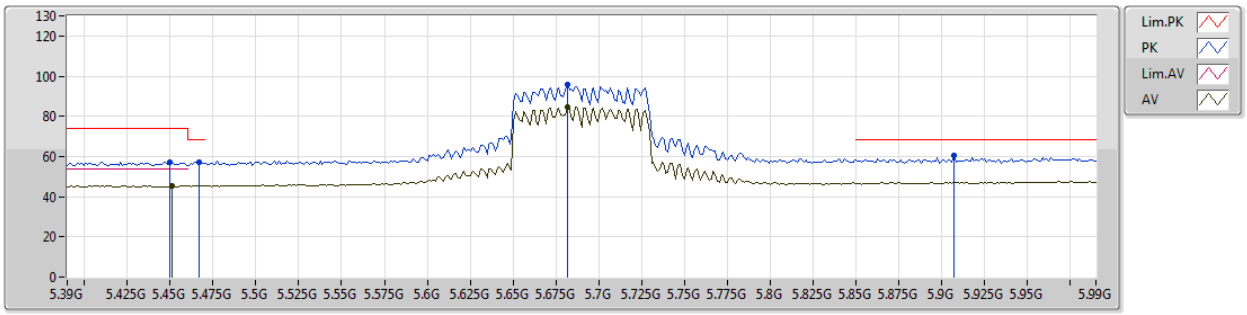

EUT Z_4TX
Setting 68
01-E-4-10
FSU
ANT6

Type	Freq	Level	Limit	Margin	Factor	Dist	Condition	Azimuth	Height	Comments
	(Hz)	(dBuV/m)	(dBuV/m)	(dB)	(dB)	(m)		(°)	(m)	
PK	5.45G	57.43	74.00	-16.57	5.19	3	Horizontal	198	1.50	-
AV	5.4512G	45.47	54.00	-8.53	5.18	3	Horizontal	198	1.50	-
PK	5.4668G	57.20	68.20	-11.00	5.25	3	Horizontal	198	1.50	-
PK	5.6816G	95.56	Inf	-Inf	5.72	3	Horizontal	198	1.50	-
AV	5.6816G	84.73	Inf	-Inf	5.72	3	Horizontal	198	1.50	-
PK	5.9072G	60.49	68.20	-7.71	6.73	3	Horizontal	198	1.50	-

802.11ax HEW160_Nss1,(MCS0)_4TX

5250MHz Straddle 5.25-5.35GHz_TX

06/03/2019

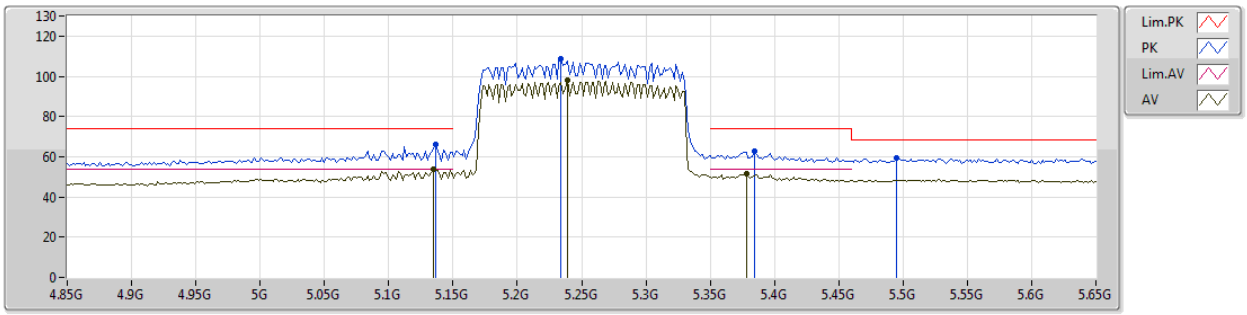

EUT Z_4TX
Setting 45
01-E-4-10
FSU
ANT6

Type	Freq	Level	Limit	Margin	Factor	Dist	Condition	Azimuth	Height	Comments
	(Hz)	(dBuV/m)	(dBuV/m)	(dB)	(dB)	(m)		(°)	(m)	
PK	5.1364G	66.05	74.00	-7.95	4.25	3	Vertical	192	2.17	-
AV	5.1348G	53.95	54.00	-0.05	4.24	3	Vertical	192	2.17	-
PK	5.234G	108.63	Inf	-Inf	4.39	3	Vertical	192	2.17	-
AV	5.2388G	97.95	Inf	-Inf	4.42	3	Vertical	192	2.17	-
PK	5.3844G	62.77	74.00	-11.23	4.93	3	Vertical	192	2.17	-
AV	5.378G	51.45	54.00	-2.55	4.91	3	Vertical	192	2.17	-
PK	5.4948G	59.17	68.20	-9.03	5.35	3	Vertical	192	2.17	-

802.11ax HEW160_Nss1,(MCS0)_4TX

5250MHz Straddle 5.25-5.35GHz_TX

19/03/2019

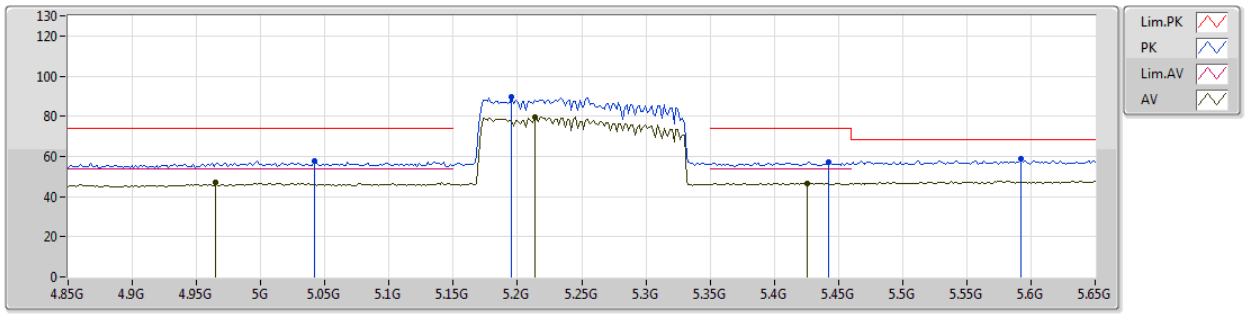

EUT Z_4TX
Setting 45
01-E-4-10
FSU
ANT6

Type	Freq	Level	Limit	Margin	Factor	Dist	Condition	Azimuth	Height	Comments
	(Hz)	(dBuV/m)	(dBuV/m)	(dB)	(dB)	(m)		(°)	(m)	
PK	5.042G	57.75	74.00	-16.25	4.32	3	Horizontal	132	1.00	-
AV	4.9652G	46.97	54.00	-7.03	4.23	3	Horizontal	132	1.00	-
PK	5.1956G	89.84	Inf	-Inf	4.27	3	Horizontal	132	1.00	-
AV	5.2132G	79.48	Inf	-Inf	4.32	3	Horizontal	132	1.00	-
PK	5.442G	57.28	74.00	-16.72	5.16	3	Horizontal	132	1.00	-
AV	5.426G	46.65	54.00	-7.35	5.10	3	Horizontal	132	1.00	-
PK	5.5924G	58.63	68.20	-9.57	5.61	3	Horizontal	132	1.00	-

802.11ax HEW160_Nss1,(MCS0)_4TX

5570MHz_TX

06/03/2019

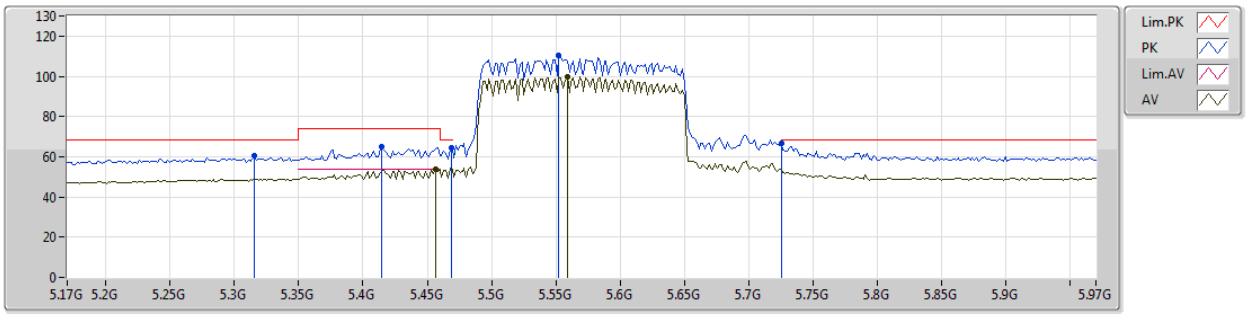

EUT Z_4TX
Setting 48
01-E-4-10
FSU
ANT6

Type	Freq	Level	Limit	Margin	Factor	Dist	Condition	Azimuth	Height	Comments
	(Hz)	(dBuV/m)	(dBuV/m)	(dB)	(dB)	(m)		(°)	(m)	
PK	5.3156G	60.61	68.20	-7.59	4.70	3	Vertical	190	2.21	-
PK	5.4148G	65.21	74.00	-8.79	5.04	3	Vertical	190	2.21	-
AV	5.4564G	53.78	54.00	-0.22	5.21	3	Vertical	190	2.21	-
PK	5.4692G	64.51	68.20	-3.69	5.26	3	Vertical	190	2.21	-
PK	5.5524G	110.13	Inf	-Inf	5.51	3	Vertical	190	2.21	-
AV	5.5588G	99.63	Inf	-Inf	5.54	3	Vertical	190	2.21	-
PK	5.7252G	66.73	68.20	-1.47	5.79	3	Vertical	190	2.21	-

802.11ax HEW160_Nss1,(MCS0)_4TX

5570MHz_TX

06/03/2019

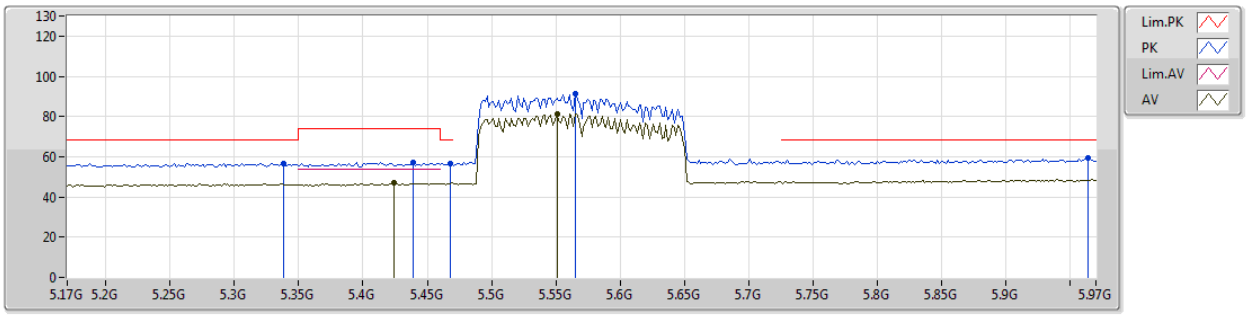

EUT Z_4TX
Setting 48
01-E-4-10
FSU
ANT6

Type	Freq	Level	Limit	Margin	Factor	Dist	Condition	Azimuth	Height	Comments
	(Hz)	(dBuV/m)	(dBuV/m)	(dB)	(dB)	(m)		(°)	(m)	
PK	5.338G	56.79	68.20	-11.41	4.77	3	Horizontal	125	1.04	-
PK	5.4388G	57.15	74.00	-16.85	5.15	3	Horizontal	125	1.04	-
AV	5.4244G	46.83	54.00	-7.17	5.08	3	Horizontal	125	1.04	-
PK	5.4676G	56.79	68.20	-11.41	5.25	3	Horizontal	125	1.04	-
PK	5.5652G	91.45	Inf	-Inf	5.55	3	Horizontal	125	1.04	-
AV	5.5508G	81.14	Inf	-Inf	5.51	3	Horizontal	125	1.04	-
PK	5.9636G	59.15	68.20	-9.05	6.99	3	Horizontal	125	1.04	-

For Beamforming / 4T1S mode
Summary

Mode	Result	Type	Freq (Hz)	Level (dBuV/m)	Limit (dBuV/m)	Margin (dB)	Factor (dB)	Dist (m)	Condition	Azimuth (°)	Height (m)	Comments
5.47-5.725GHz	-	-	-	-	-	-	-	-	-	-	-	-
802.11ax HEW20-BF_Nss1,(MCS0)_4TX	Pass	PK	5.4698G	68.18	68.20	-0.02	8.56	3	Vertical	350	1.97	-

802.11ax HEW20-BF_Nss1,(MCS0)_4TX

5260MHz_TX

05/03/2019

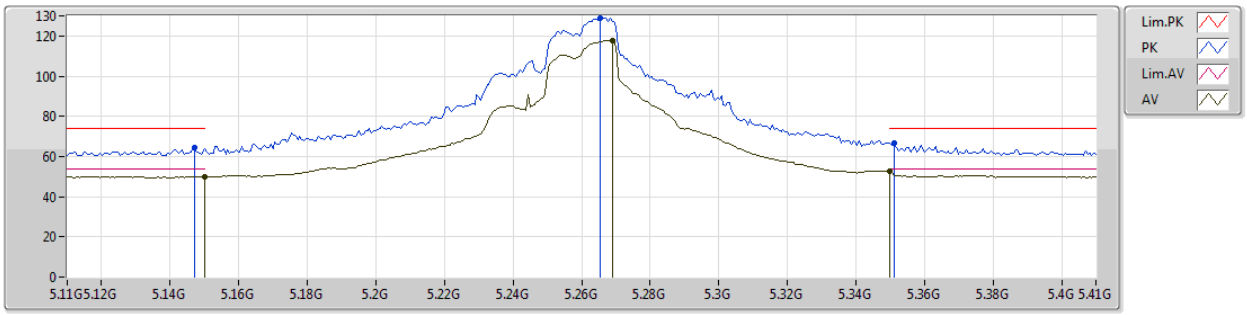

EUT Z_4TX
Setting 89
02-C-5-10
FSP
ANT6

Type	Freq	Level	Limit	Margin	Factor	Dist	Condition	Azimuth	Height	Comments
	(Hz)	(dBuV/m)	(dBuV/m)	(dB)	(dB)	(m)		(°)	(m)	
PK	5.1472G	64.61	74.00	-9.39	8.04	3	Vertical	1	2.66	-
AV	5.15G	49.97	54.00	-4.03	8.04	3	Vertical	1	2.66	-
PK	5.2654G	129.13	Inf	-Inf	8.26	3	Vertical	1	2.66	-
AV	5.269G	117.77	Inf	-Inf	8.26	3	Vertical	1	2.66	-
PK	5.3512G	66.67	74.00	-7.33	8.38	3	Vertical	1	2.66	-
AV	5.35G	52.50	54.00	-1.50	8.38	3	Vertical	1	2.66	-

802.11ax HEW20-BF_Nss1,(MCS0)_4TX

5260MHz_TX

05/03/2019

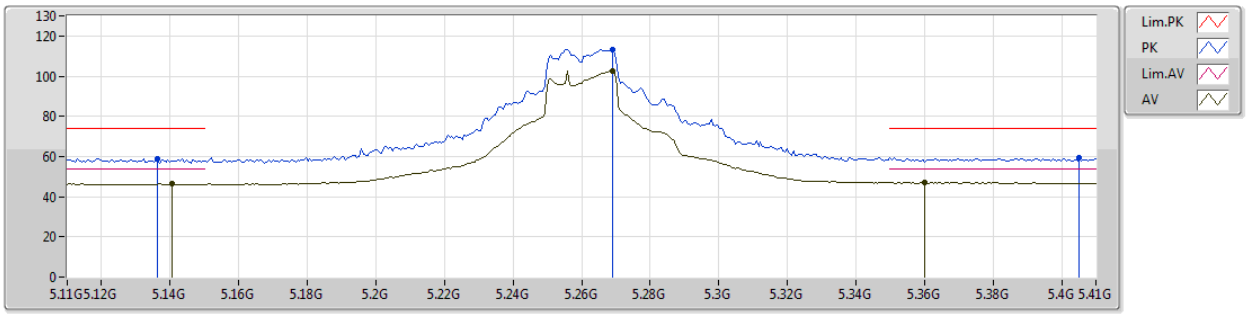

EUT Z_4TX
Setting 89
02-C-5-10
FSP
ANT6

Type	Freq	Level	Limit	Margin	Factor	Dist	Condition	Azimuth	Height	Comments
	(Hz)	(dBuV/m)	(dBuV/m)	(dB)	(dB)	(m)		(°)	(m)	
PK	5.1364G	58.92	74.00	-15.08	8.02	3	Horizontal	33	1.01	-
AV	5.1406G	46.38	54.00	-7.62	8.03	3	Horizontal	33	1.01	-
PK	5.269G	113.13	Inf	-Inf	8.26	3	Horizontal	33	1.01	-
AV	5.269G	102.62	Inf	-Inf	8.26	3	Horizontal	33	1.01	-
PK	5.4052G	59.48	74.00	-14.52	8.45	3	Horizontal	33	1.01	-
AV	5.3602G	47.07	54.00	-6.93	8.39	3	Horizontal	33	1.01	-

802.11ax HEW20-BF_Nss1,(MCS0)_4TX

5300MHz_TX

04/03/2019

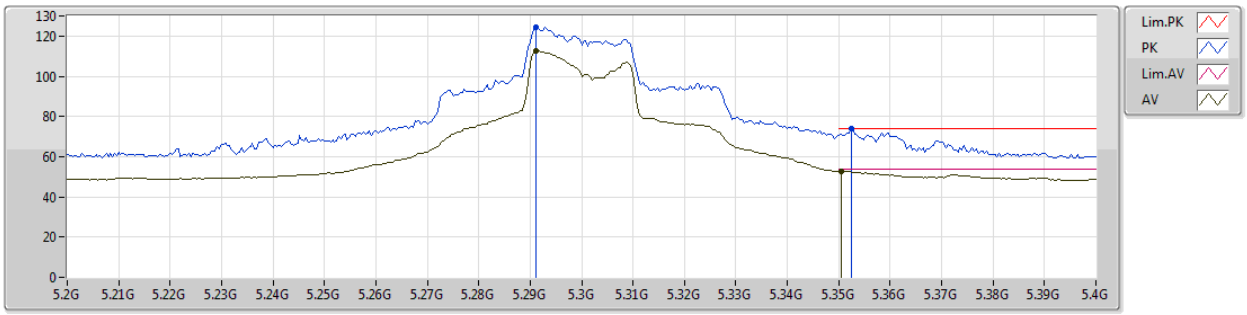

EUT Z_4TX
Setting 76
02-R-5-10
FSP
ANT6

Type	Freq	Level	Limit	Margin	Factor	Dist	Condition	Azimuth	Height	Comments
	(Hz)	(dBuV/m)	(dBuV/m)	(dB)	(dB)	(m)		(°)	(m)	
PK	5.2912G	124.55	Inf	-Inf	8.30	3	Vertical	359	2.50	-
AV	5.2912G	112.49	Inf	-Inf	8.30	3	Vertical	359	2.50	-
PK	5.3524G	73.85	74.00	-0.15	8.38	3	Vertical	359	2.50	-
AV	5.3504G	52.80	54.00	-1.20	8.38	3	Vertical	359	2.50	-

802.11ax HEW20-BF_Nss1,(MCS0)_4TX

5300MHz_TX

04/03/2019

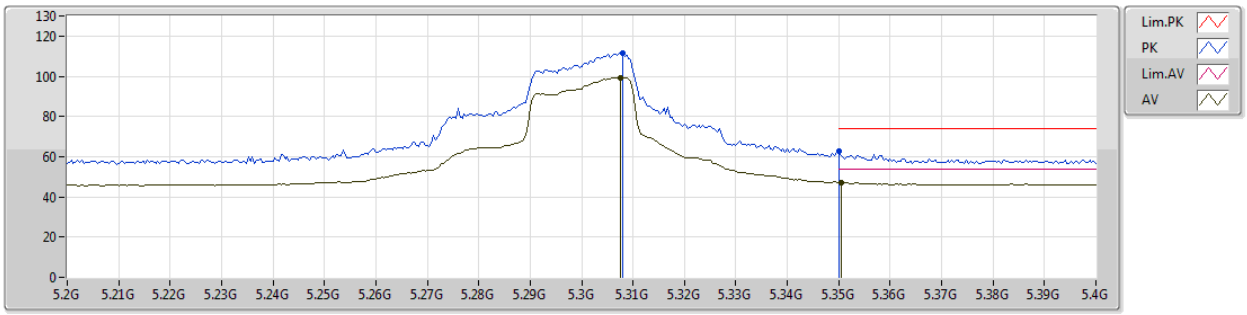

EUT Z_4TX
Setting 76
02-R-5-10
FSP
ANT6

Type	Freq	Level	Limit	Margin	Factor	Dist	Condition	Azimuth	Height	Comments
	(Hz)	(dBuV/m)	(dBuV/m)	(dB)	(dB)	(m)		(°)	(m)	
PK	5.308G	111.64	Inf	-Inf	8.32	3	Horizontal	21	1.12	-
AV	5.3076G	99.19	Inf	-Inf	8.32	3	Horizontal	21	1.12	-
PK	5.35G	63.01	74.00	-10.99	8.38	3	Horizontal	21	1.12	-
AV	5.3504G	47.34	54.00	-6.66	8.38	3	Horizontal	21	1.12	-

802.11ax HEW20-BF_Nss1,(MCS0)_4TX

5320MHz_TX

04/03/2019

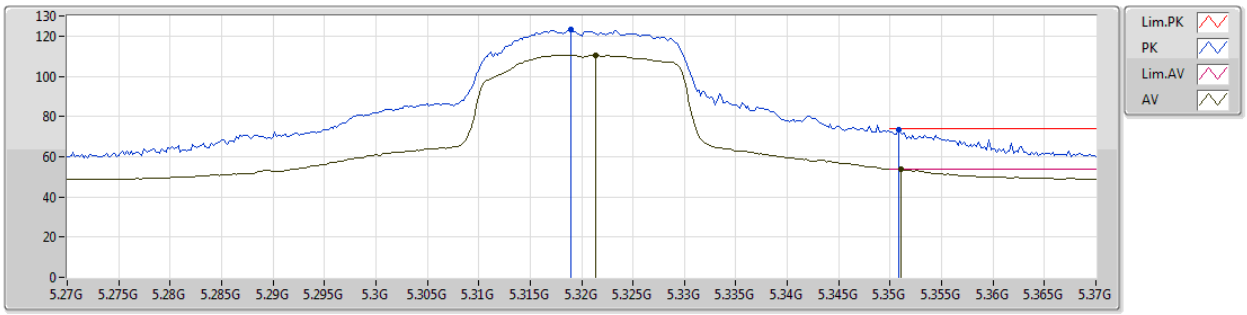

EUT Z_4TX
Setting 62
02-R-5-10
FSP
ANT6

Type	Freq	Level	Limit	Margin	Factor	Dist	Condition	Azimuth	Height	Comments
	(Hz)	(dBuV/m)	(dBuV/m)	(dB)	(dB)	(m)		(°)	(m)	
PK	5.319G	123.00	Inf	-Inf	8.33	3	Vertical	305	2.15	-
AV	5.3214G	110.43	Inf	-Inf	8.33	3	Vertical	305	2.15	-
PK	5.3508G	73.20	74.00	-0.80	8.38	3	Vertical	305	2.15	-
AV	5.351G	53.85	54.00	-0.15	8.38	3	Vertical	305	2.15	-

802.11ax HEW20-BF_Nss1,(MCS0)_4TX

5320MHz_TX

04/03/2019

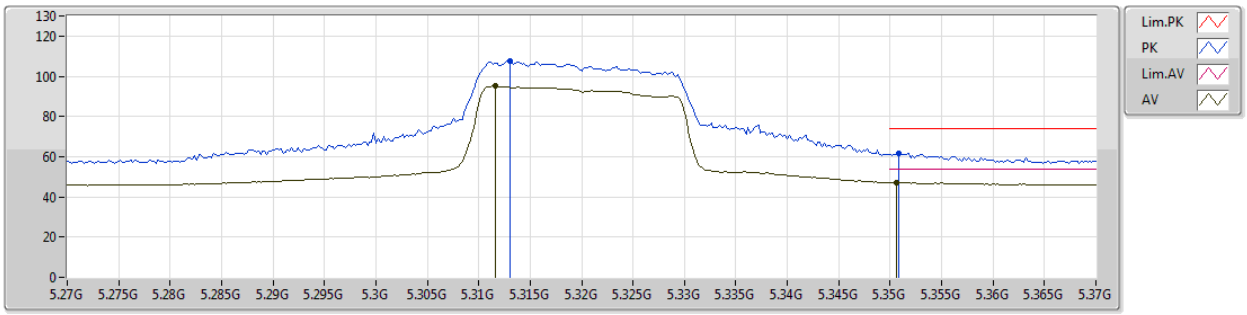

EUT Z_4TX
Setting 62
02-R-5-10
FSP
ANT6

Type	Freq	Level	Limit	Margin	Factor	Dist	Condition	Azimuth	Height	Comments
	(Hz)	(dBuV/m)	(dBuV/m)	(dB)	(dB)	(m)		(°)	(m)	
PK	5.313G	107.49	Inf	-Inf	8.32	3	Horizontal	16	1.11	-
AV	5.3116G	95.05	Inf	-Inf	8.32	3	Horizontal	16	1.11	-
PK	5.3508G	61.69	74.00	-12.31	8.38	3	Horizontal	16	1.11	-
AV	5.3506G	47.28	54.00	-6.72	8.38	3	Horizontal	16	1.11	-

802.11ax HEW20-BF_Nss1,(MCS0)_4TX

5500MHz_TX

05/03/2019

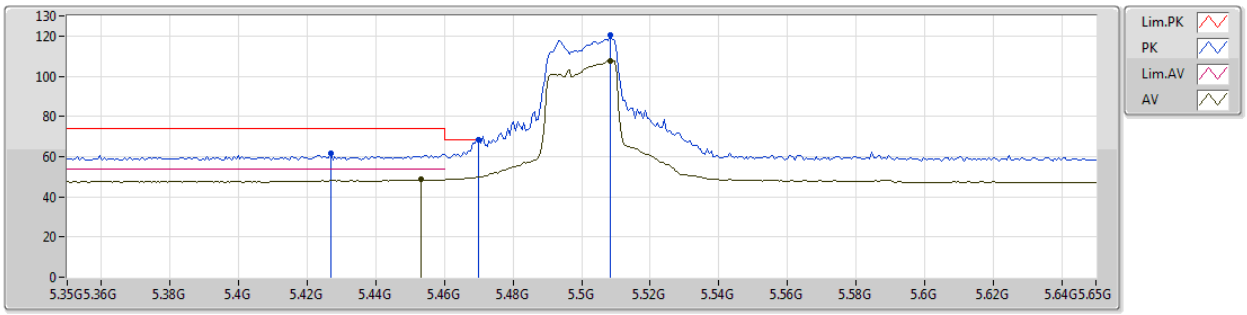

EUT Z_4TX
Setting 50
02-C-5-10
FSP
ANT6

Type	Freq	Level	Limit	Margin	Factor	Dist	Condition	Azimuth	Height	Comments
	(Hz)	(dBuV/m)	(dBuV/m)	(dB)	(dB)	(m)		(°)	(m)	
PK	5.4268G	61.55	74.00	-12.45	8.49	3	Vertical	350	1.97	-
AV	5.4532G	48.55	54.00	-5.45	8.54	3	Vertical	350	1.97	-
PK	5.4698G	68.18	68.20	-0.02	8.56	3	Vertical	350	1.97	-
PK	5.5084G	120.66	Inf	-Inf	8.62	3	Vertical	350	1.97	-
AV	5.5084G	107.79	Inf	-Inf	8.62	3	Vertical	350	1.97	-

802.11ax HEW20-BF_Nss1,(MCS0)_4TX

5500MHz_TX

05/03/2019

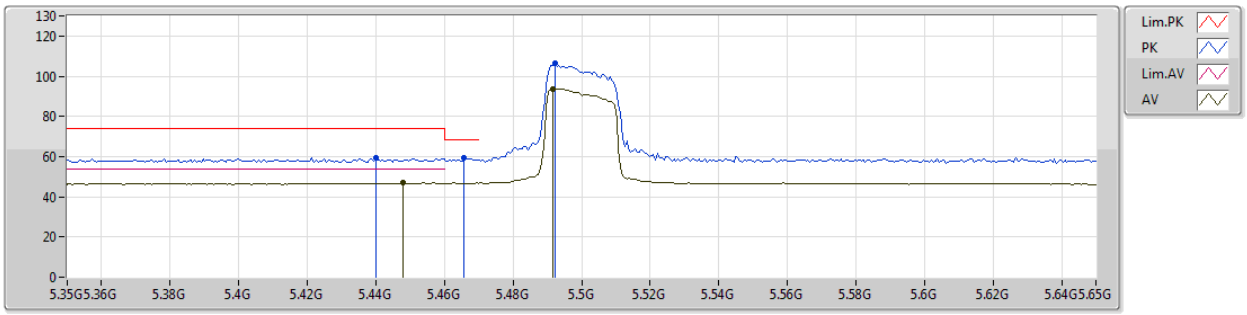

EUT Z_4TX
Setting 50
02-C-5-10
FSP
ANT6

Type	Freq	Level	Limit	Margin	Factor	Dist	Condition	Azimuth	Height	Comments
	(Hz)	(dBuV/m)	(dBuV/m)	(dB)	(dB)	(m)		(°)	(m)	
PK	5.44G	59.52	74.00	-14.48	8.51	3	Horizontal	46	1.08	-
AV	5.4478G	46.90	54.00	-7.10	8.52	3	Horizontal	46	1.08	-
PK	5.4658G	59.23	68.20	-8.97	8.56	3	Horizontal	46	1.08	-
PK	5.4922G	106.21	Inf	-Inf	8.61	3	Horizontal	46	1.08	-
AV	5.4916G	93.76	Inf	-Inf	8.61	3	Horizontal	46	1.08	-

802.11ax HEW20-BF_Nss1,(MCS0)_4TX

5580MHz_TX

05/03/2019

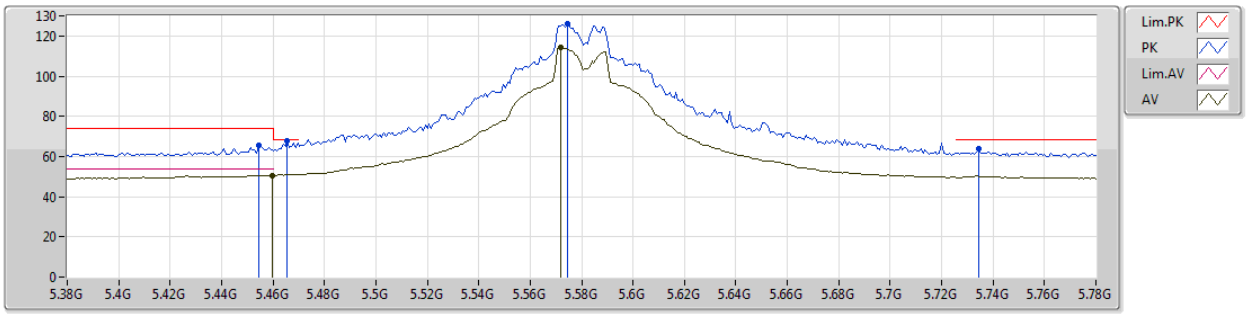

EUT Z_4TX
Setting 88
02-C-5-10
FSP
ANT6

Type	Freq	Level	Limit	Margin	Factor	Dist	Condition	Azimuth	Height	Comments
	(Hz)	(dBuV/m)	(dBuV/m)	(dB)	(dB)	(m)		(°)	(m)	
PK	5.4544G	65.83	74.00	-8.17	8.54	3	Vertical	355	2.33	-
AV	5.4599G	50.70	54.00	-3.30	8.55	3	Vertical	355	2.33	-
PK	5.4656G	67.98	68.20	-0.22	8.56	3	Vertical	355	2.33	-
PK	5.5744G	125.86	Inf	-Inf	8.63	3	Vertical	355	2.33	-
AV	5.572G	114.34	Inf	-Inf	8.63	3	Vertical	355	2.33	-
PK	5.7344G	63.65	68.20	-4.55	8.81	3	Vertical	355	2.33	-

802.11ax HEW20-BF_Nss1,(MCS0)_4TX

5580MHz_TX

05/03/2019

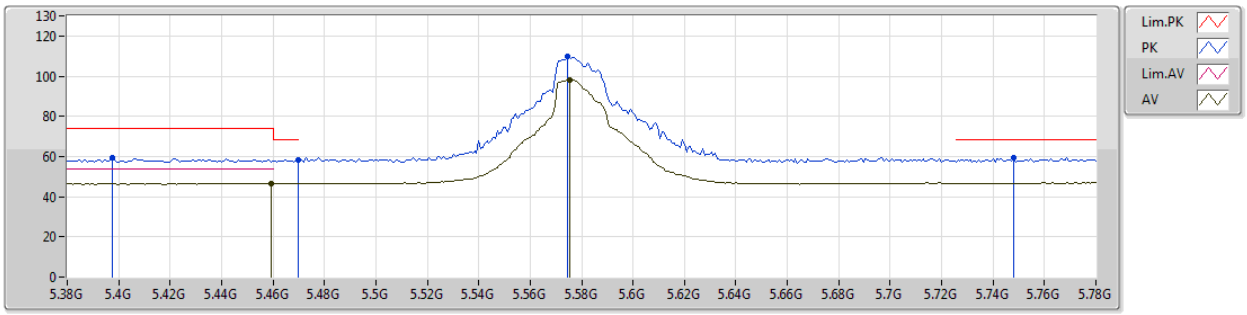

EUT Z_4TX
Setting 88
02-C-5-10
FSP
ANT6

Type	Freq	Level	Limit	Margin	Factor	Dist	Condition	Azimuth	Height	Comments
	(Hz)	(dBuV/m)	(dBuV/m)	(dB)	(dB)	(m)		(°)	(m)	
PK	5.3976G	59.34	74.00	-14.66	8.44	3	Horizontal	24	1.32	-
AV	5.4592G	46.78	54.00	-7.22	8.55	3	Horizontal	24	1.32	-
PK	5.4696G	58.41	68.20	-9.79	8.56	3	Horizontal	24	1.32	-
PK	5.5744G	109.94	Inf	-Inf	8.63	3	Horizontal	24	1.32	-
AV	5.5752G	98.02	Inf	-Inf	8.64	3	Horizontal	24	1.32	-
PK	5.748G	59.34	68.20	-8.86	8.82	3	Horizontal	24	1.32	-

802.11ax HEW20-BF_Nss1,(MCS0)_4TX

5700MHz_TX

05/03/2019

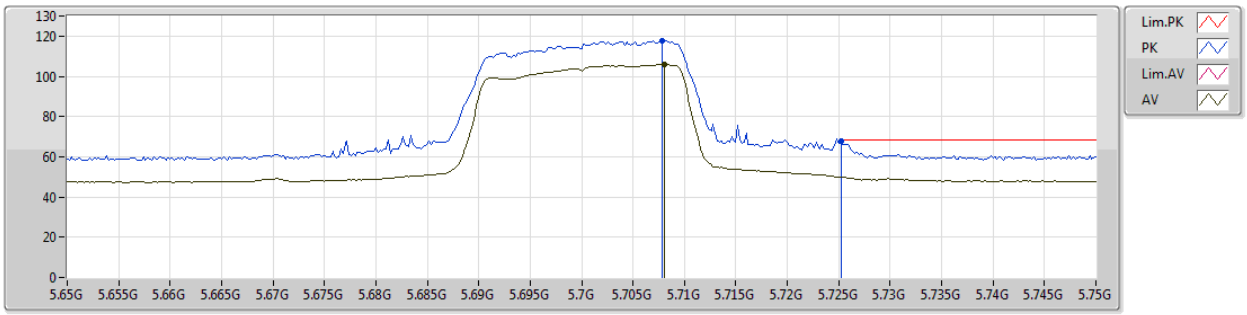

EUT Z_4TX
Setting 35
02-C-5-10
FSP
ANT6

Type	Freq	Level	Limit	Margin	Factor	Dist	Condition	Azimuth	Height	Comments
	(Hz)	(dBuV/m)	(dBuV/m)	(dB)	(dB)	(m)		(°)	(m)	
PK	5.7078G	117.84	Inf	-Inf	8.78	3	Vertical	327	2.31	-
AV	5.708G	105.81	Inf	-Inf	8.78	3	Vertical	327	2.31	-
PK	5.7252G	68.01	68.20	-0.19	8.80	3	Vertical	327	2.31	-

802.11ax HEW20-BF_Nss1,(MCS0)_4TX

5700MHz_TX

05/03/2019

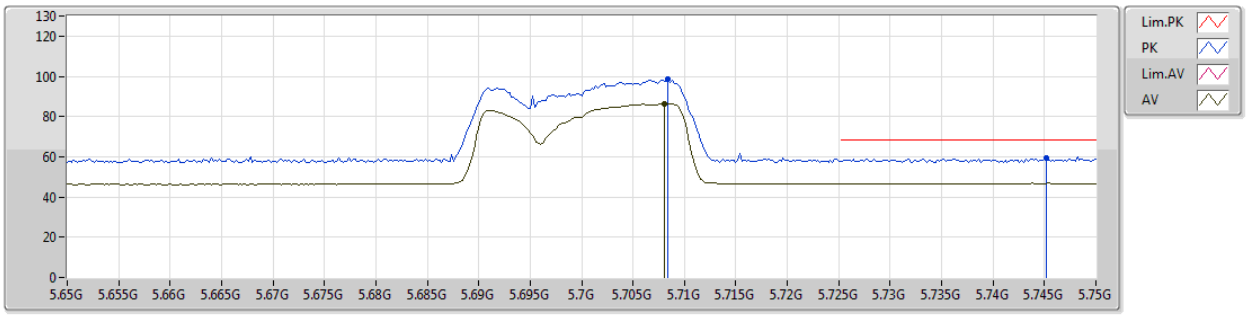

EUT Z_4TX
Setting 35
02-C-5-10
FSP
ANT6

Type	Freq	Level	Limit	Margin	Factor	Dist	Condition	Azimuth	Height	Comments
	(Hz)	(dBuV/m)	(dBuV/m)	(dB)	(dB)	(m)		(°)	(m)	
PK	5.7084G	98.89	Inf	-Inf	8.78	3	Horizontal	134	1.40	-
AV	5.708G	86.22	Inf	-Inf	8.78	3	Horizontal	134	1.40	-
PK	5.7452G	59.42	68.20	-8.78	8.82	3	Horizontal	134	1.40	-

802.11ax HEW20-BF_Nss1,(MCS0)_4TX

5720MHz Straddle 5.47-5.725GHz_TX

05/03/2019

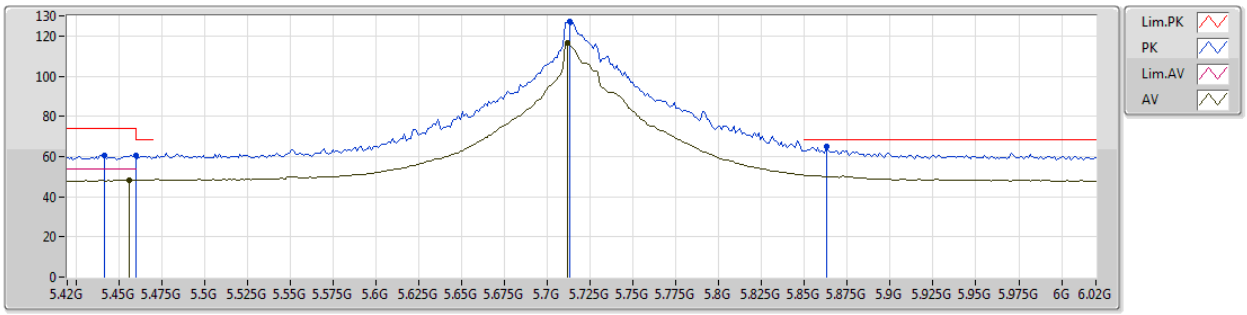

EUT Z_4TX
Setting 92
02-C-5-10
FSP
ANT6

Type	Freq	Level	Limit	Margin	Factor	Dist	Condition	Azimuth	Height	Comments
	(Hz)	(dBuV/m)	(dBuV/m)	(dB)	(dB)	(m)		(°)	(m)	
PK	5.4416G	60.47	74.00	-13.53	8.51	3	Vertical	346	1.03	-
AV	5.456G	48.45	54.00	-5.55	8.54	3	Vertical	346	1.03	-
PK	5.4601G	60.37	68.20	-7.83	8.55	3	Vertical	346	1.03	-
PK	5.7128G	127.24	Inf	-Inf	8.78	3	Vertical	346	1.03	-
AV	5.7116G	116.75	Inf	-Inf	8.79	3	Vertical	346	1.03	-
PK	5.8628G	64.77	68.20	-3.43	8.86	3	Vertical	346	1.03	-

802.11ax HEW20-BF_Nss1,(MCS0)_4TX

5720MHz Straddle 5.47-5.725GHz_TX

05/03/2019

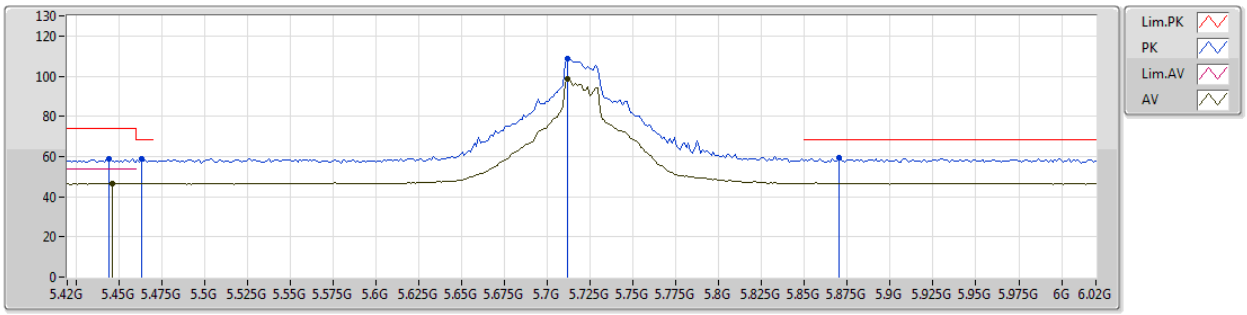

EUT Z_4TX
Setting 92
02-C-5-10
FSP
ANT6

Type	Freq	Level	Limit	Margin	Factor	Dist	Condition	Azimuth	Height	Comments
	(Hz)	(dBuV/m)	(dBuV/m)	(dB)	(dB)	(m)		(°)	(m)	
PK	5.444G	58.95	74.00	-15.05	8.52	3	Horizontal	153	1.72	-
AV	5.4464G	46.63	54.00	-7.37	8.52	3	Horizontal	153	1.72	-
PK	5.4632G	58.71	68.20	-9.49	8.55	3	Horizontal	153	1.72	-
PK	5.7116G	108.78	Inf	-Inf	8.79	3	Horizontal	153	1.72	-
AV	5.7116G	98.58	Inf	-Inf	8.79	3	Horizontal	153	1.72	-
PK	5.87G	59.44	68.20	-8.76	8.86	3	Horizontal	153	1.72	-

802.11ax HEW40-BF_Nss1,(MCS0)_4TX

5270MHz_TX

05/03/2019

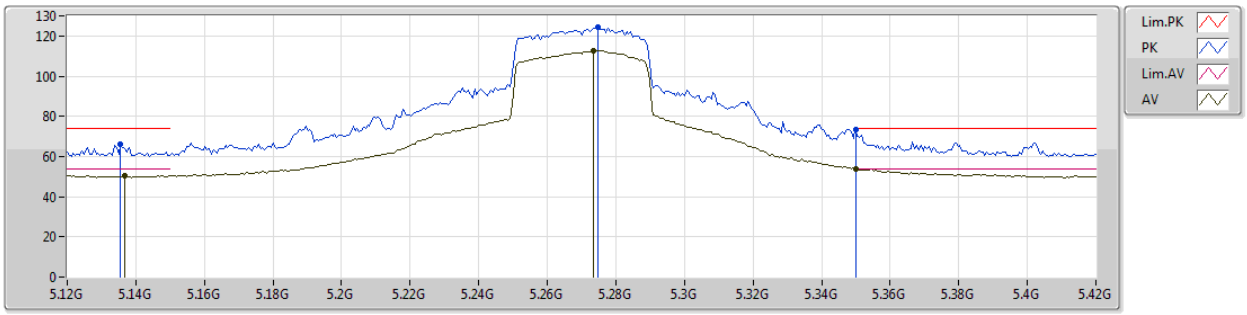

EUT Z_4TX
Setting 72
02-C-5-10
FSP
ANT6

Type	Freq	Level	Limit	Margin	Factor	Dist	Condition	Azimuth	Height	Comments
	(Hz)	(dBuV/m)	(dBuV/m)	(dB)	(dB)	(m)		(°)	(m)	
PK	5.1356G	66.26	74.00	-7.74	8.02	3	Vertical	339	2.39	-
AV	5.1368G	50.21	54.00	-3.79	8.02	3	Vertical	339	2.39	-
PK	5.2748G	124.63	Inf	-Inf	8.27	3	Vertical	339	2.39	-
AV	5.2736G	112.46	Inf	-Inf	8.27	3	Vertical	339	2.39	-
PK	5.35G	73.22	74.00	-0.78	8.38	3	Vertical	339	2.39	-
AV	5.35G	53.82	54.00	-0.18	8.38	3	Vertical	339	2.39	-

802.11ax HEW40-BF_Nss1,(MCS0)_4TX

5270MHz_TX

05/03/2019

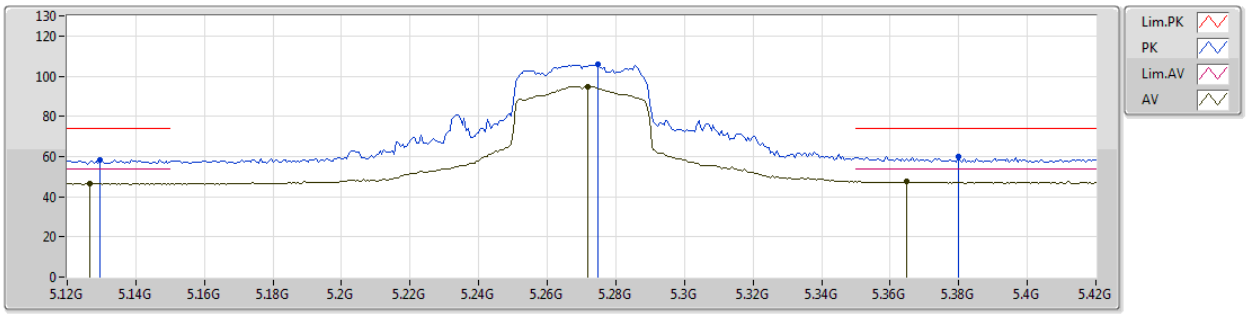

EUT Z_4TX
Setting 72
02-C-5-10
FSP
ANT6

Type	Freq	Level	Limit	Margin	Factor	Dist	Condition	Azimuth	Height	Comments
	(Hz)	(dBuV/m)	(dBuV/m)	(dB)	(dB)	(m)		(°)	(m)	
PK	5.1296G	58.15	74.00	-15.85	8.01	3	Horizontal	38	1.20	-
AV	5.1266G	46.63	54.00	-7.37	8.00	3	Horizontal	38	1.20	-
PK	5.2748G	105.63	Inf	-Inf	8.27	3	Horizontal	38	1.20	-
AV	5.2718G	94.81	Inf	-Inf	8.27	3	Horizontal	38	1.20	-
PK	5.3798G	59.94	74.00	-14.06	8.42	3	Horizontal	38	1.20	-
AV	5.3648G	47.61	54.00	-6.39	8.39	3	Horizontal	38	1.20	-

802.11ax HEW40-BF_Nss1,(MCS0)_4TX

5310MHz_TX

05/03/2019

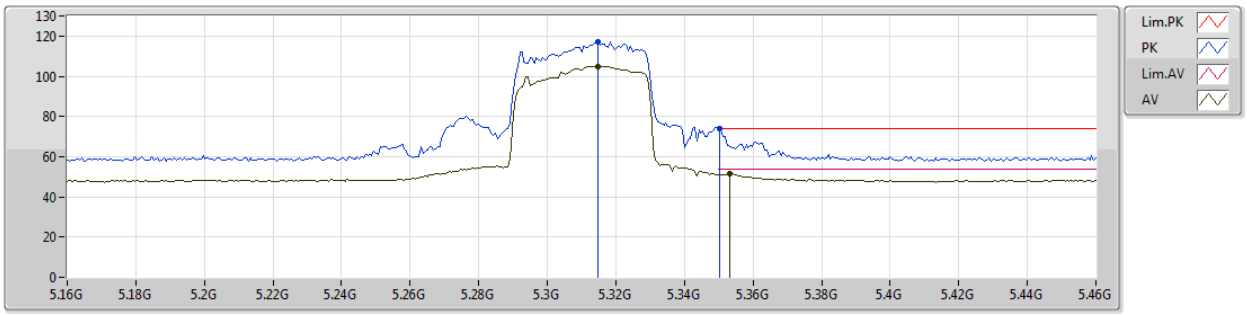

EUT Z_4TX
Setting 50
02-C-5-10
FSP
ANT6

Type	Freq	Level	Limit	Margin	Factor	Dist	Condition	Azimuth	Height	Comments
	(Hz)	(dBuV/m)	(dBuV/m)	(dB)	(dB)	(m)		(°)	(m)	
PK	5.3148G	117.10	Inf	-Inf	8.33	3	Vertical	345	2.62	-
AV	5.3148G	104.98	Inf	-Inf	8.33	3	Vertical	345	2.62	-
AV	5.3532G	51.56	54.00	-2.44	8.38	3	Vertical	345	2.62	-
PK	5.3501G	73.93	74.00	-0.07	8.38	3	Vertical	345	2.62	-

802.11ax HEW40-BF_Nss1,(MCS0)_4TX

5310MHz_TX

05/03/2019

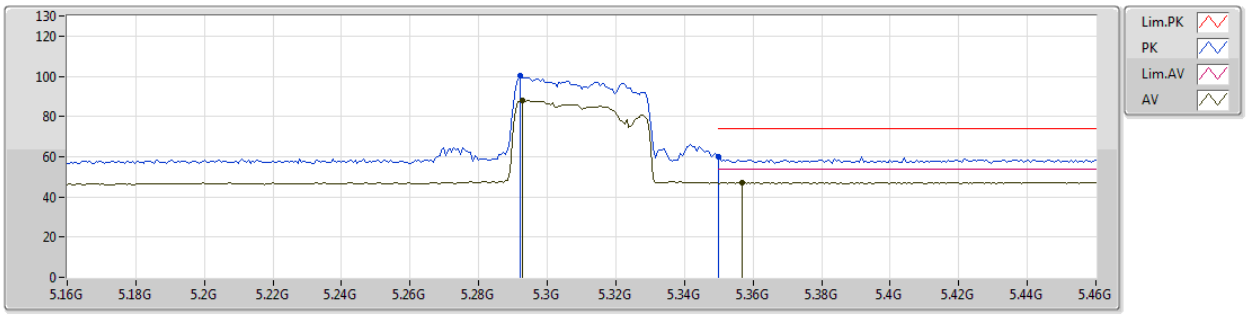

EUT Z_4TX
Setting 50
02-C-5-10
FSP
ANT6

Type	Freq	Level	Limit	Margin	Factor	Dist	Condition	Azimuth	Height	Comments
	(Hz)	(dBuV/m)	(dBuV/m)	(dB)	(dB)	(m)		(°)	(m)	
PK	5.292G	100.19	Inf	-Inf	8.30	3	Horizontal	38	1.35	-
AV	5.2926G	87.87	Inf	-Inf	8.30	3	Horizontal	38	1.35	-
PK	5.35G	59.97	74.00	-14.03	8.38	3	Horizontal	38	1.35	-
AV	5.3568G	47.33	54.00	-6.67	8.38	3	Horizontal	38	1.35	-

802.11ax HEW40-BF_Nss1,(MCS0)_4TX

5510MHz_TX

05/03/2019

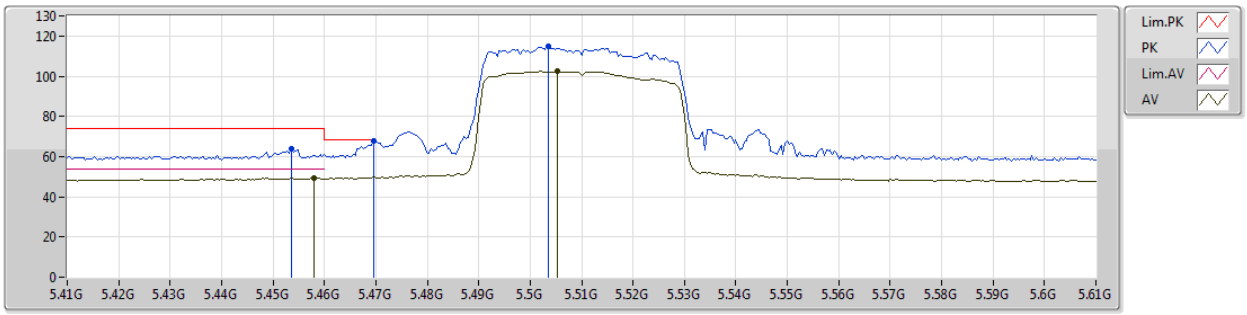

EUT Z_4TX
Setting 32
02-C-5-10
FSP
ANT6

Type	Freq	Level	Limit	Margin	Factor	Dist	Condition	Azimuth	Height	Comments
	(Hz)	(dBuV/m)	(dBuV/m)	(dB)	(dB)	(m)		(°)	(m)	
PK	5.4536G	63.61	74.00	-10.39	8.54	3	Vertical	328	2.30	-
AV	5.458G	49.38	54.00	-4.62	8.55	3	Vertical	328	2.30	-
PK	5.4696G	68.02	68.20	-0.18	8.56	3	Vertical	328	2.30	-
PK	5.5036G	114.73	Inf	-Inf	8.62	3	Vertical	328	2.30	-
AV	5.5052G	102.36	Inf	-Inf	8.62	3	Vertical	328	2.30	-

802.11ax HEW40-BF_Nss1,(MCS0)_4TX

5510MHz_TX

05/03/2019

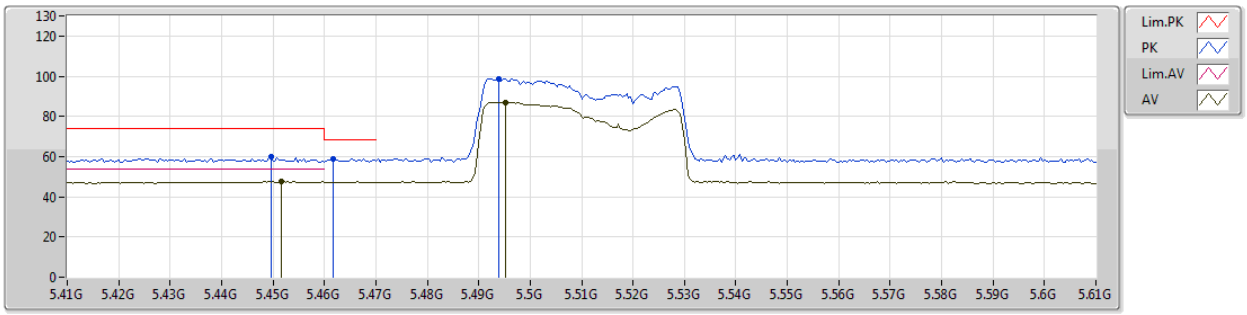

EUT Z_4TX
Setting 32
02-C-5-10
FSP
ANT6

Type	Freq	Level	Limit	Margin	Factor	Dist	Condition	Azimuth	Height	Comments
	(Hz)	(dBuV/m)	(dBuV/m)	(dB)	(dB)	(m)		(°)	(m)	
PK	5.4496G	59.74	74.00	-14.26	8.52	3	Horizontal	43	1.10	-
AV	5.4516G	47.67	54.00	-6.33	8.54	3	Horizontal	43	1.10	-
PK	5.4616G	58.81	68.20	-9.39	8.55	3	Horizontal	43	1.10	-
PK	5.494G	98.82	Inf	-Inf	8.61	3	Horizontal	43	1.10	-
AV	5.4952G	87.10	Inf	-Inf	8.61	3	Horizontal	43	1.10	-

802.11ax HEW40-BF_Nss1,(MCS0)_4TX

5550MHz_TX

05/03/2019

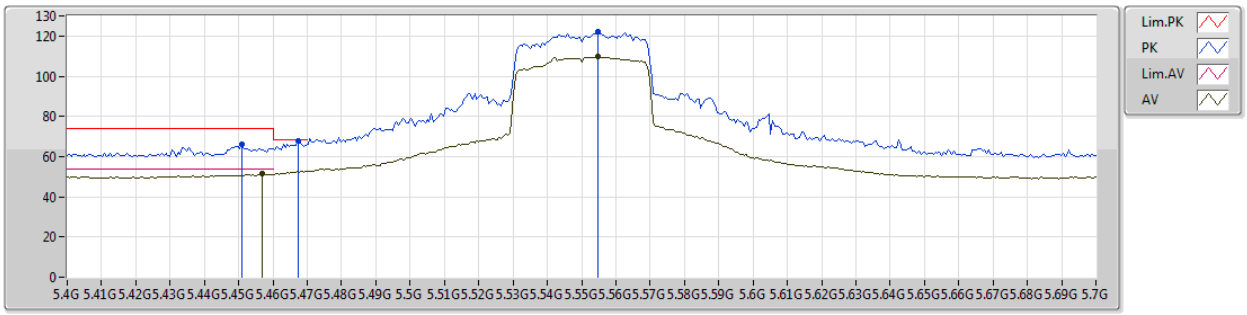

EUT Z_4TX
Setting 60
02-C-5-10
FSP
ANT6

Type	Freq	Level	Limit	Margin	Factor	Dist	Condition	Azimuth	Height	Comments
	(Hz)	(dBuV/m)	(dBuV/m)	(dB)	(dB)	(m)		(°)	(m)	
PK	5.451G	66.15	74.00	-7.85	8.54	3	Vertical	337	2.24	-
AV	5.457G	51.69	54.00	-2.31	8.54	3	Vertical	337	2.24	-
PK	5.4672G	68.06	68.20	-0.14	8.56	3	Vertical	337	2.24	-
PK	5.5548G	122.10	Inf	-Inf	8.63	3	Vertical	337	2.24	-
AV	5.5548G	109.92	Inf	-Inf	8.63	3	Vertical	337	2.24	-

802.11ax HEW40-BF_Nss1,(MCS0)_4TX

5550MHz_TX

05/03/2019

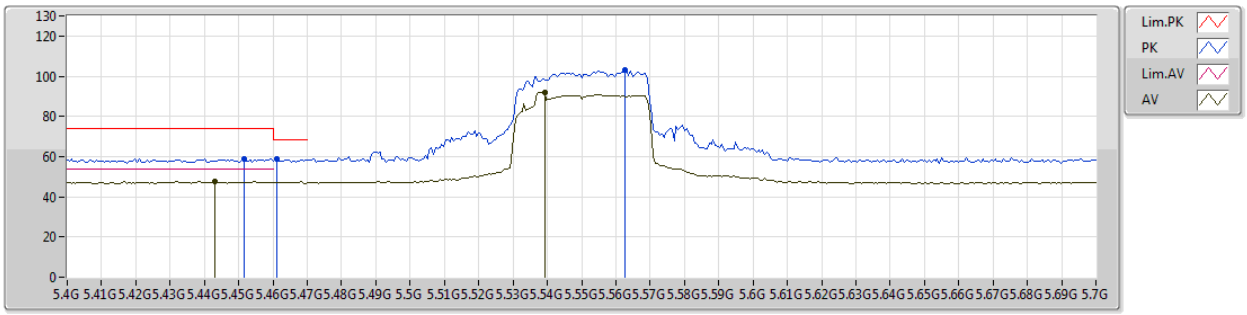

EUT Z_4TX
Setting 60
02-C-5-10
FSP
ANT6

Type	Freq	Level	Limit	Margin	Factor	Dist	Condition	Azimuth	Height	Comments
	(Hz)	(dBuV/m)	(dBuV/m)	(dB)	(dB)	(m)		(°)	(m)	
PK	5.4516G	59.11	74.00	-14.89	8.54	3	Horizontal	259	1.17	-
AV	5.4432G	47.49	54.00	-6.51	8.52	3	Horizontal	259	1.17	-
PK	5.4612G	58.58	68.20	-9.62	8.55	3	Horizontal	259	1.17	-
PK	5.5626G	103.00	Inf	-Inf	8.63	3	Horizontal	259	1.17	-
AV	5.5392G	92.13	Inf	-Inf	8.63	3	Horizontal	259	1.17	-

802.11ax HEW40-BF_Nss1,(MCS0)_4TX

5670MHz_TX

05/03/2019

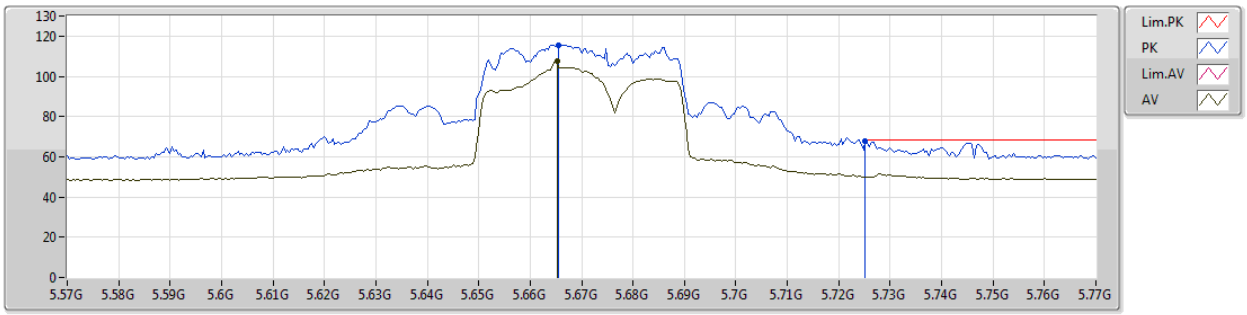

EUT Z_4TX
Setting 45
02-C-5-10
FSP
ANT6

Type	Freq	Level	Limit	Margin	Factor	Dist	Condition	Azimuth	Height	Comments
	(Hz)	(dBuV/m)	(dBuV/m)	(dB)	(dB)	(m)		(°)	(m)	
PK	5.6656G	115.69	Inf	-Inf	8.72	3	Vertical	6	2.11	-
AV	5.6652G	107.63	Inf	-Inf	8.72	3	Vertical	6	2.11	-
PK	5.7252G	68.05	68.20	-0.15	8.80	3	Vertical	6	2.11	-

802.11ax HEW40-BF_Nss1,(MCS0)_4TX

5670MHz_TX

05/03/2019

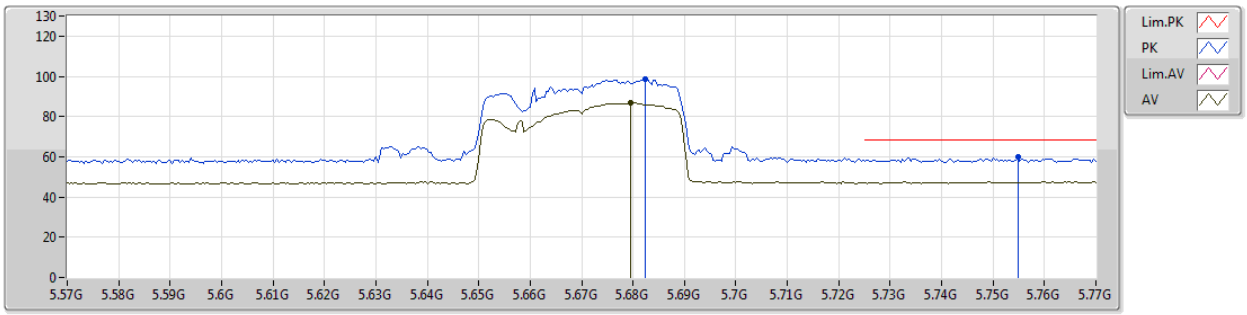

EUT Z_4TX
Setting 45
02-C-5-10
FSP
ANT6

Type	Freq	Level	Limit	Margin	Factor	Dist	Condition	Azimuth	Height	Comments
	(Hz)	(dBuV/m)	(dBuV/m)	(dB)	(dB)	(m)		(°)	(m)	
PK	5.6824G	98.84	Inf	-Inf	8.76	3	Horizontal	264	1.48	-
AV	5.6796G	86.90	Inf	-Inf	8.75	3	Horizontal	264	1.48	-
PK	5.7548G	60.05	68.20	-8.15	8.83	3	Horizontal	264	1.48	-

802.11ax HEW40-BF_Nss1,(MCS0)_4TX

5710MHz Straddle 5.47-5.725GHz_TX

05/03/2019

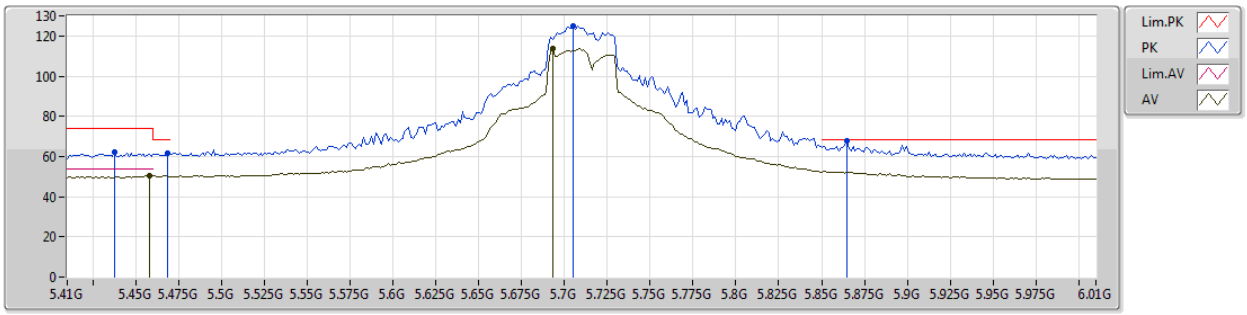

EUT Z_4TX
Setting 78
02-C-5-10
FSP
ANT6

Type	Freq	Level	Limit	Margin	Factor	Dist	Condition	Azimuth	Height	Comments
	(Hz)	(dBuV/m)	(dBuV/m)	(dB)	(dB)	(m)		(°)	(m)	
PK	5.4376G	62.23	74.00	-11.77	8.51	3	Vertical	336	2.31	-
AV	5.458G	50.28	54.00	-3.72	8.55	3	Vertical	336	2.31	-
PK	5.4688G	61.41	68.20	-6.79	8.56	3	Vertical	336	2.31	-
PK	5.7052G	125.22	Inf	-Inf	8.78	3	Vertical	336	2.31	-
AV	5.6932G	113.59	Inf	-Inf	8.76	3	Vertical	336	2.31	-
PK	5.8648G	68.05	68.20	-0.15	8.86	3	Vertical	336	2.31	-

802.11ax HEW40-BF_Nss1,(MCS0)_4TX

5710MHz Straddle 5.47-5.725GHz_TX

05/03/2019

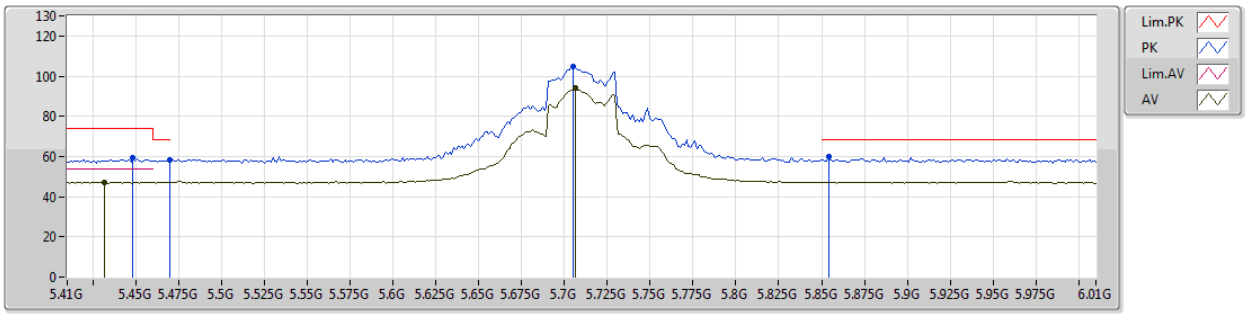

EUT Z_4TX
Setting 78
02-C-5-10
FSP
ANT6

Type	Freq	Level	Limit	Margin	Factor	Dist	Condition	Azimuth	Height	Comments
	(Hz)	(dBuV/m)	(dBuV/m)	(dB)	(dB)	(m)		(°)	(m)	
PK	5.4484G	59.14	74.00	-14.86	8.52	3	Horizontal	135	1.51	-
AV	5.4316G	47.26	54.00	-6.74	8.50	3	Horizontal	135	1.51	-
PK	5.4699G	58.11	68.20	-10.09	8.56	3	Horizontal	135	1.51	-
PK	5.7052G	104.89	Inf	-Inf	8.78	3	Horizontal	135	1.51	-
AV	5.7064G	93.97	Inf	-Inf	8.78	3	Horizontal	135	1.51	-
PK	5.854G	59.74	68.20	-8.46	8.86	3	Horizontal	135	1.51	-

802.11ax HEW80-BF_Nss1,(MCS0)_4TX

5290MHz_TX

19/03/2019

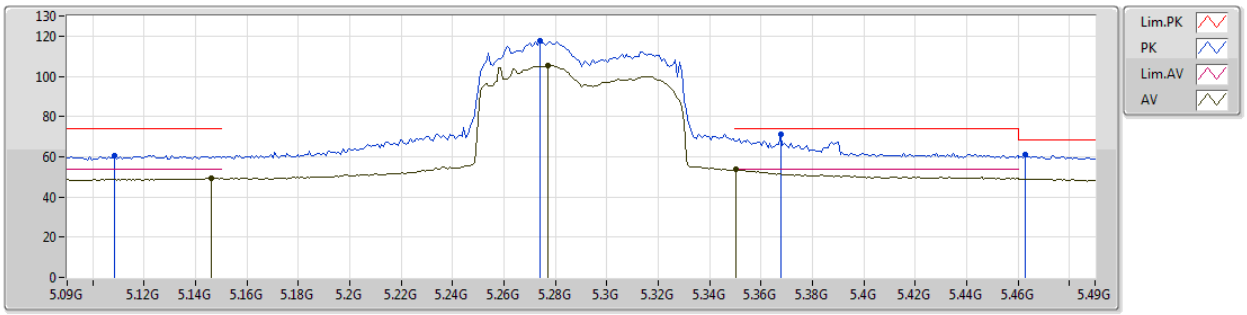

EUT Z_4TX
Setting 51
02-C-5-10
FSP
ANT6

Type	Freq	Level	Limit	Margin	Factor	Dist	Condition	Azimuth	Height	Comments
	(Hz)	(dBuV/m)	(dBuV/m)	(dB)	(dB)	(m)		(°)	(m)	
PK	5.1084G	60.77	74.00	-13.23	7.96	3	Vertical	340	2.44	-
AV	5.146G	49.38	54.00	-4.62	8.04	3	Vertical	340	2.44	-
PK	5.274G	117.77	Inf	-Inf	8.27	3	Vertical	340	2.44	-
AV	5.2772G	105.11	Inf	-Inf	8.27	3	Vertical	340	2.44	-
PK	5.3676G	71.21	74.00	-2.79	8.39	3	Vertical	340	2.44	-
AV	5.3501G	53.80	54.00	-0.20	8.38	3	Vertical	340	2.44	-
PK	5.4628G	61.26	68.20	-6.94	8.55	3	Vertical	340	2.44	-

802.11ax HEW80-BF_Nss1,(MCS0)_4TX

5290MHz_TX

19/03/2019

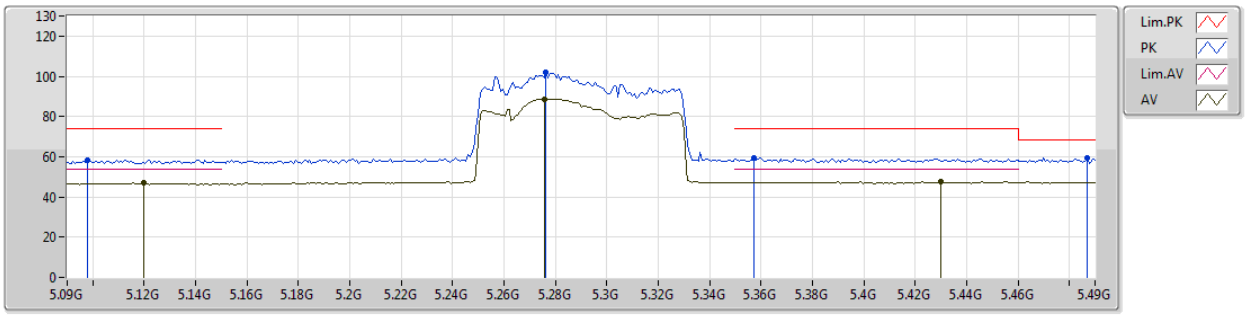

EUT Z_4TX
Setting 51
02-C-5-10
FSP
ANT6

Type	Freq	Level	Limit	Margin	Factor	Dist	Condition	Azimuth	Height	Comments
	(Hz)	(dBuV/m)	(dBuV/m)	(dB)	(dB)	(m)		(°)	(m)	
PK	5.098G	58.49	74.00	-15.51	7.94	3	Horizontal	37	1.15	-
AV	5.1196G	46.90	54.00	-7.10	7.98	3	Horizontal	37	1.15	-
PK	5.2764G	101.97	Inf	-Inf	8.27	3	Horizontal	37	1.15	-
AV	5.2756G	88.77	Inf	-Inf	8.27	3	Horizontal	37	1.15	-
PK	5.3572G	59.61	74.00	-14.39	8.38	3	Horizontal	37	1.15	-
AV	5.43G	47.63	54.00	-6.37	8.50	3	Horizontal	37	1.15	-
PK	5.4868G	59.33	68.20	-8.87	8.60	3	Horizontal	37	1.15	-

802.11ax HEW80-BF_Nss1,(MCS0)_4TX

5530MHz_TX

19/03/2019

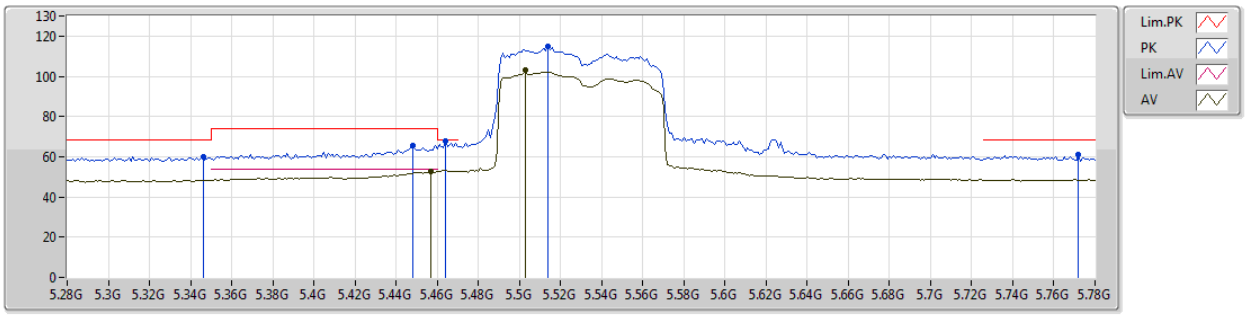

EUT Z_4TX
Setting 43
02-C-5-10
FSP
ANT6

Type	Freq	Level	Limit	Margin	Factor	Dist	Condition	Azimuth	Height	Comments
	(Hz)	(dBuV/m)	(dBuV/m)	(dB)	(dB)	(m)		(°)	(m)	
PK	5.448G	65.37	74.00	-8.63	8.52	3	Vertical	332	2.21	-
PK	5.464G	68.01	68.20	-0.19	8.55	3	Vertical	332	2.21	-
AV	5.457G	52.57	54.00	-1.43	8.54	3	Vertical	332	2.21	-
PK	5.514G	114.87	Inf	-Inf	8.62	3	Vertical	332	2.21	-
AV	5.503G	102.99	Inf	-Inf	8.62	3	Vertical	332	2.21	-
PK	5.772G	60.94	68.20	-7.26	8.84	3	Vertical	332	2.21	-
PK	5.346G	60.06	68.20	-8.14	8.37	3	Vertical	332	2.21	-

802.11ax HEW80-BF_Nss1,(MCS0)_4TX

5530MHz_TX

19/03/2019

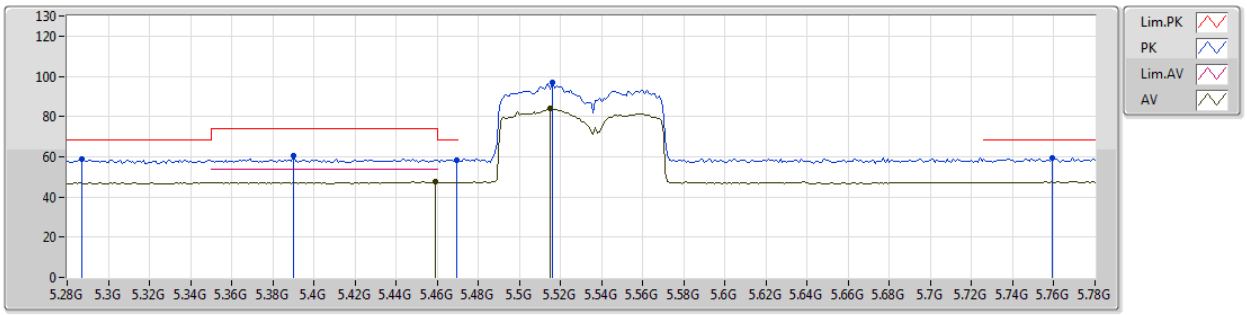

EUT Z_4TX
Setting 43
02-C-5-10
FSP
ANT6

Type	Freq	Level	Limit	Margin	Factor	Dist	Condition	Azimuth	Height	Comments
	(Hz)	(dBuV/m)	(dBuV/m)	(dB)	(dB)	(m)		(°)	(m)	
PK	5.39G	60.32	74.00	-13.68	8.43	3	Horizontal	260	1.51	-
PK	5.4697G	58.37	68.20	-9.83	8.56	3	Horizontal	260	1.51	-
AV	5.459G	47.48	54.00	-6.52	8.55	3	Horizontal	260	1.51	-
PK	5.516G	96.70	Inf	-Inf	8.62	3	Horizontal	260	1.51	-
AV	5.515G	83.83	Inf	-Inf	8.62	3	Horizontal	260	1.51	-
PK	5.759G	59.30	68.20	-8.90	8.84	3	Horizontal	260	1.51	-
PK	5.287G	58.60	68.20	-9.60	8.29	3	Horizontal	260	1.51	-

802.11ax HEW80-BF_Nss1,(MCS0)_4TX

5610MHz_TX

05/03/2019

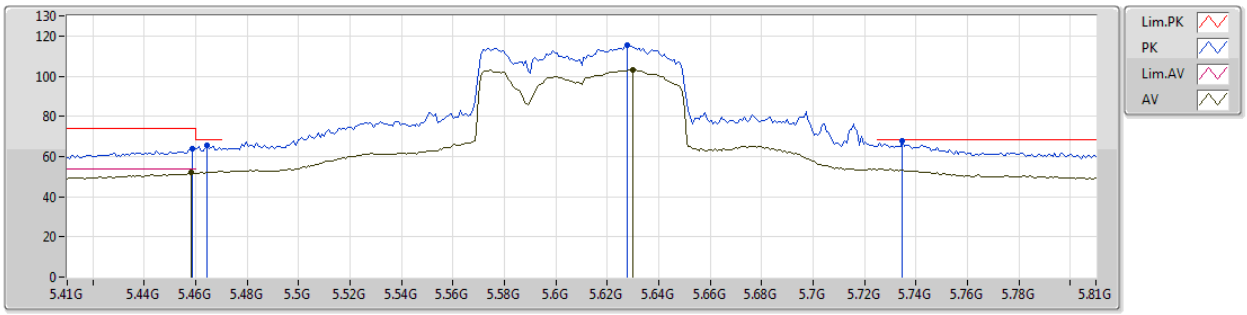

EUT Z_4TX
Setting 54
02-C-5-10
FSP
ANT6

Type	Freq	Level	Limit	Margin	Factor	Dist	Condition	Azimuth	Height	Comments
	(Hz)	(dBuV/m)	(dBuV/m)	(dB)	(dB)	(m)		(°)	(m)	
PK	5.4588G	64.06	74.00	-9.94	8.55	3	Vertical	338	2.36	-
AV	5.458G	52.09	54.00	-1.91	8.55	3	Vertical	338	2.36	-
PK	5.4644G	65.30	68.20	-2.90	8.55	3	Vertical	338	2.36	-
PK	5.6276G	115.18	Inf	-Inf	8.68	3	Vertical	338	2.36	-
AV	5.63G	103.22	Inf	-Inf	8.68	3	Vertical	338	2.36	-
PK	5.7348G	68.02	68.20	-0.18	8.82	3	Vertical	338	2.36	-

802.11ax HEW80-BF_Nss1,(MCS0)_4TX

5610MHz_TX

05/03/2019

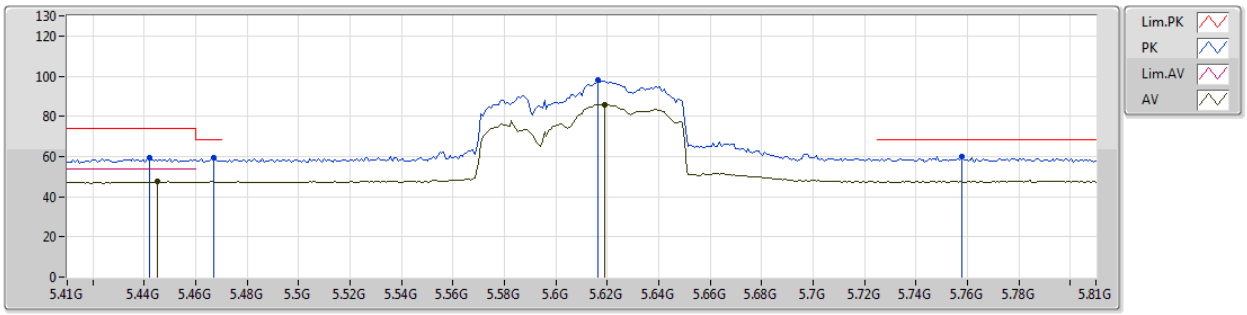

EUT Z_4TX
Setting 54
02-C-5-10
FSP
ANT6

Type	Freq	Level	Limit	Margin	Factor	Dist	Condition	Azimuth	Height	Comments
	(Hz)	(dBuV/m)	(dBuV/m)	(dB)	(dB)	(m)		(°)	(m)	
PK	5.442G	59.54	74.00	-14.46	8.51	3	Horizontal	139	1.30	-
AV	5.4452G	47.38	54.00	-6.62	8.52	3	Horizontal	139	1.30	-
PK	5.4668G	59.29	68.20	-8.91	8.56	3	Horizontal	139	1.30	-
PK	5.6164G	98.31	Inf	-Inf	8.66	3	Horizontal	139	1.30	-
AV	5.6188G	85.97	Inf	-Inf	8.66	3	Horizontal	139	1.30	-
PK	5.758G	60.20	68.20	-8.00	8.84	3	Horizontal	139	1.30	-

802.11ax HEW80-BF_Nss1,(MCS0)_4TX

5690MHz Straddle 5.47-5.725GHz_TX

05/03/2019

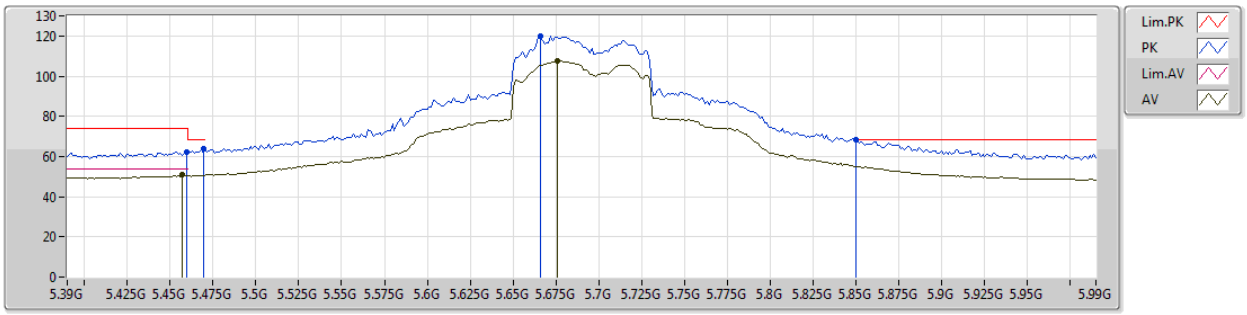

EUT Z_4TX
Setting 65
02-C-5-10
FSP
ANT6

Type	Freq	Level	Limit	Margin	Factor	Dist	Condition	Azimuth	Height	Comments
	(Hz)	(dBuV/m)	(dBuV/m)	(dB)	(dB)	(m)		(°)	(m)	
PK	5.4596G	62.26	74.00	-11.74	8.55	3	Vertical	335	2.48	-
AV	5.4572G	50.77	54.00	-3.23	8.54	3	Vertical	335	2.48	-
PK	5.4697G	63.88	68.20	-4.32	8.56	3	Vertical	335	2.48	-
PK	5.666G	120.05	Inf	-Inf	8.72	3	Vertical	335	2.48	-
AV	5.6756G	107.61	Inf	-Inf	8.75	3	Vertical	335	2.48	-
PK	5.8501G	68.13	68.20	-0.07	8.86	3	Vertical	335	2.48	-

802.11ax HEW80-BF_Nss1,(MCS0)_4TX

5690MHz Straddle 5.47-5.725GHz_TX

05/03/2019

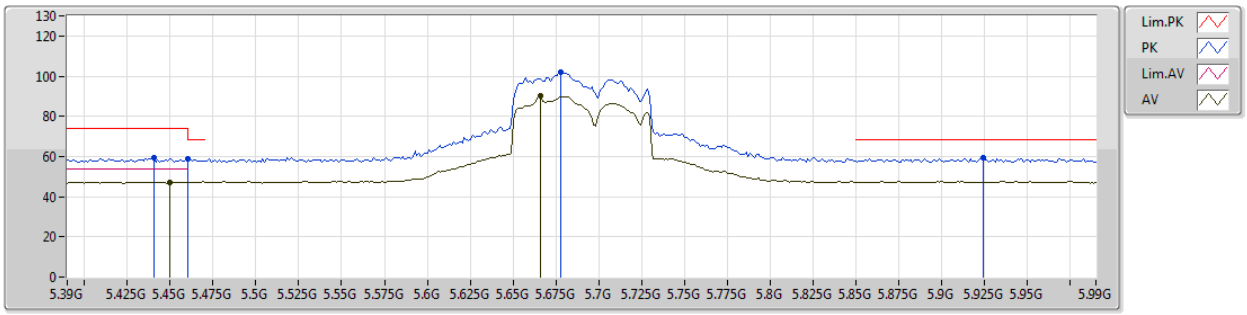

EUT Z_4TX
Setting 65
02-C-5-10
FSP
ANT6

Type	Freq	Level	Limit	Margin	Factor	Dist	Condition	Azimuth	Height	Comments
	(Hz)	(dBuV/m)	(dBuV/m)	(dB)	(dB)	(m)		(°)	(m)	
PK	5.4404G	59.26	74.00	-14.74	8.51	3	Horizontal	133	1.53	-
AV	5.45G	47.34	54.00	-6.66	8.54	3	Horizontal	133	1.53	-
PK	5.4601G	58.73	68.20	-9.47	8.55	3	Horizontal	133	1.53	-
PK	5.678G	101.97	Inf	-Inf	8.75	3	Horizontal	133	1.53	-
AV	5.666G	90.43	Inf	-Inf	8.72	3	Horizontal	133	1.53	-
PK	5.924G	59.67	68.20	-8.53	8.85	3	Horizontal	133	1.53	-

802.11ax HEW160-BF_Nss1,(MCS0)_4TX

5250MHz Straddle 5.25-5.35GHz_TX

05/03/2019

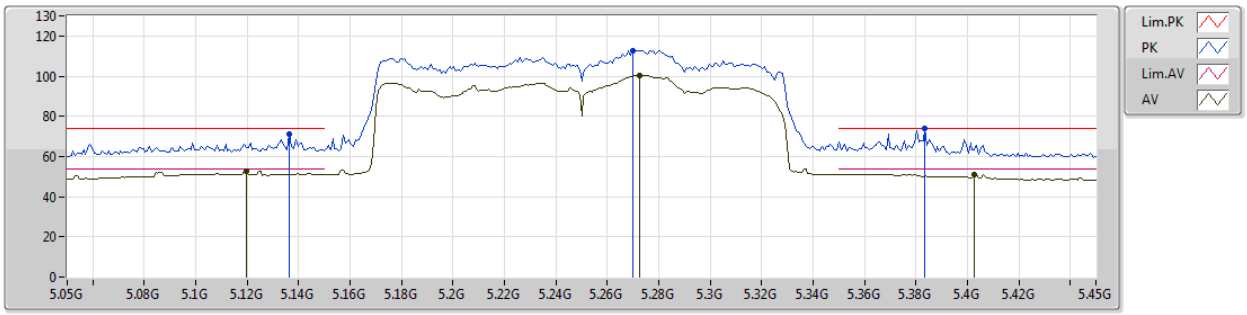

EUT Z_4TX
Setting 45
02-C-5-10
FSP
ANT6

Type	Freq	Level	Limit	Margin	Factor	Dist	Condition	Azimuth	Height	Comments
	(Hz)	(dBuV/m)	(dBuV/m)	(dB)	(dB)	(m)		(°)	(m)	
PK	5.1364G	71.04	74.00	-2.96	8.02	3	Vertical	333	2.44	-
AV	5.1196G	52.87	54.00	-1.13	7.98	3	Vertical	333	2.44	-
PK	5.27G	112.84	Inf	-Inf	8.26	3	Vertical	333	2.44	-
AV	5.2724G	100.51	Inf	-Inf	8.27	3	Vertical	333	2.44	-
PK	5.3836G	73.84	74.00	-0.16	8.42	3	Vertical	333	2.44	-
AV	5.4028G	51.19	54.00	-2.81	8.44	3	Vertical	333	2.44	-

802.11ax HEW160-BF_Nss1,(MCS0)_4TX

5250MHz Straddle 5.25-5.35GHz_TX

05/03/2019

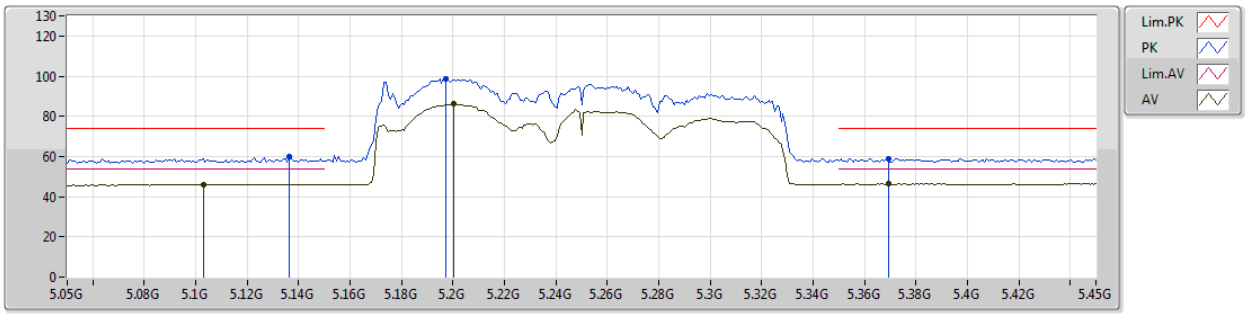

EUT Z_4TX
Setting 45
02-C-5-10
FSP
ANT6

Type	Freq	Level	Limit	Margin	Factor	Dist	Condition	Azimuth	Height	Comments
	(Hz)	(dBuV/m)	(dBuV/m)	(dB)	(dB)	(m)		(°)	(m)	
PK	5.1364G	59.71	74.00	-14.29	8.02	3	Horizontal	37	1.04	-
AV	5.1028G	46.12	54.00	-7.88	7.94	3	Horizontal	37	1.04	-
PK	5.1972G	98.74	Inf	-Inf	8.16	3	Horizontal	37	1.04	-
AV	5.2004G	86.04	Inf	-Inf	8.16	3	Horizontal	37	1.04	-
PK	5.3692G	58.75	74.00	-15.25	8.40	3	Horizontal	37	1.04	-
AV	5.3692G	46.37	54.00	-7.63	8.40	3	Horizontal	37	1.04	-

802.11ax HEW160-BF_Nss1,(MCS0)_4TX

5570MHz_TX

19/03/2019

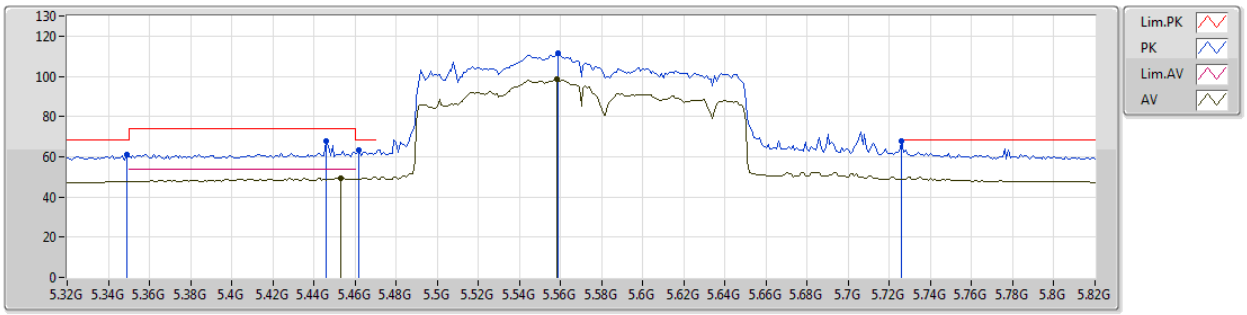

EUT Z_4TX
Setting 35
02-C-5-10
FSP
ANT6

Type	Freq	Level	Limit	Margin	Factor	Dist	Condition	Azimuth	Height	Comments
	(Hz)	(dBuV/m)	(dBuV/m)	(dB)	(dB)	(m)		(°)	(m)	
PK	5.446G	67.67	74.00	-6.33	8.52	3	Vertical	1	2.15	-
AV	5.453G	49.46	54.00	-4.54	8.54	3	Vertical	1	2.15	-
PK	5.462G	63.08	68.20	-5.12	8.55	3	Vertical	1	2.15	-
PK	5.559G	111.46	Inf	-Inf	8.63	3	Vertical	1	2.15	-
AV	5.558G	98.88	Inf	-Inf	8.63	3	Vertical	1	2.15	-
PK	5.726G	68.00	68.20	-0.20	8.80	3	Vertical	1	2.15	-
PK	5.349G	60.94	68.20	-7.26	8.37	3	Vertical	1	2.15	-

802.11ax HEW160-BF_Nss1,(MCS0)_4TX

5570MHz_TX

19/03/2019

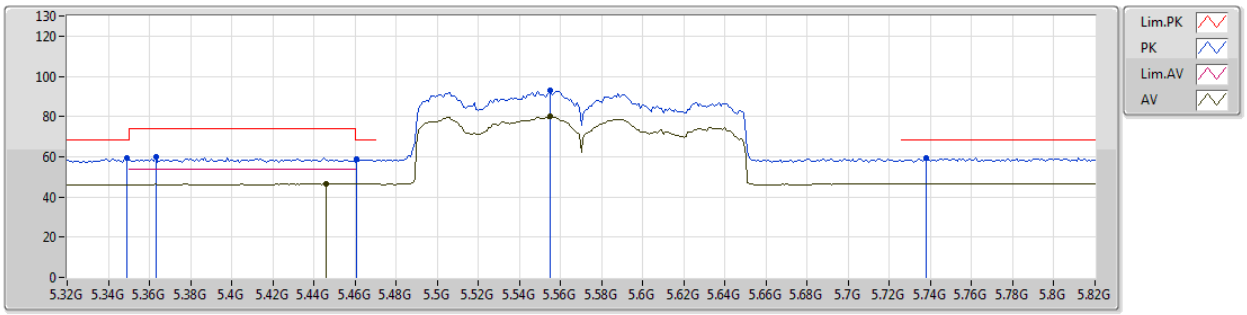

EUT Z_4TX
Setting 35
02-C-5-10
FSP
ANT6

Type	Freq	Level	Limit	Margin	Factor	Dist	Condition	Azimuth	Height	Comments
	(Hz)	(dBuV/m)	(dBuV/m)	(dB)	(dB)	(m)		(°)	(m)	
PK	5.363G	59.72	74.00	-14.28	8.39	3	Horizontal	254	1.02	-
AV	5.446G	46.50	54.00	-7.50	8.52	3	Horizontal	254	1.02	-
PK	5.461G	58.64	68.20	-9.56	8.55	3	Horizontal	254	1.02	-
PK	5.555G	93.03	Inf	-Inf	8.63	3	Horizontal	254	1.02	-
AV	5.555G	79.94	Inf	-Inf	8.63	3	Horizontal	254	1.02	-
PK	5.738G	59.34	68.20	-8.86	8.81	3	Horizontal	254	1.02	-
PK	5.349G	59.59	68.20	-8.61	8.37	3	Horizontal	254	1.02	-

For Non-beamforming / 4T4S mode
Summary

Mode	Result	Type	Freq (Hz)	Level (dBuV/m)	Limit (dBuV/m)	Margin (dB)	Factor (dB)	Dist (m)	Condition	Azimuth (°)	Height (m)	Comments
5.47-5.725GHz	-	-	-	-	-	-	-	-	-	-	-	-
802.11ax HEW20_Nss4,(MCS0)_4TX	Pass	PK	5.4676G	68.19	68.20	-0.01	5.25	3	Vertical	190	2.07	-

802.11ax HEW20_Nss4,(MCS0)_4TX

5260MHz_TX

05/03/2019

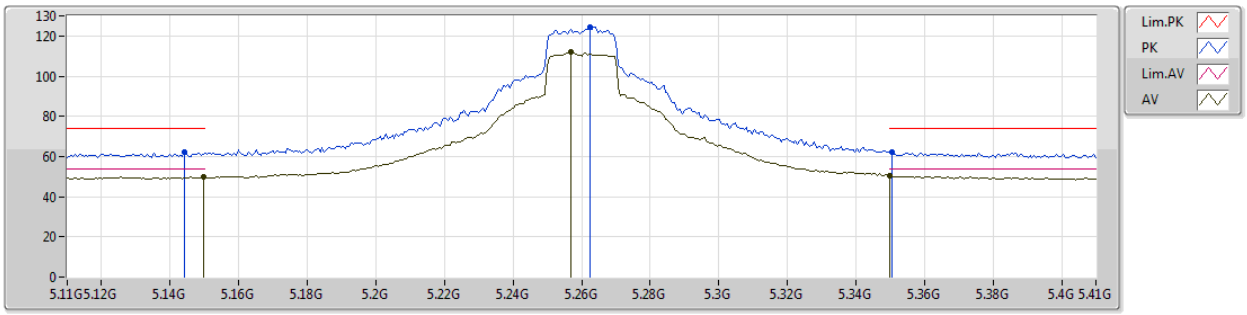

EUT Z_4TX
Setting 89
01-J-5-10
FSU
ANT6

Type	Freq	Level	Limit	Margin	Factor	Dist	Condition	Azimuth	Height	Comments
	(Hz)	(dBuV/m)	(dBuV/m)	(dB)	(dB)	(m)		(°)	(m)	
PK	5.1442G	62.28	74.00	-11.72	4.24	3	Vertical	158	2.21	-
AV	5.1496G	49.65	54.00	-4.35	4.25	3	Vertical	158	2.21	-
PK	5.2624G	124.35	Inf	-Inf	4.50	3	Vertical	158	2.21	-
AV	5.257G	111.86	Inf	-Inf	4.48	3	Vertical	158	2.21	-
PK	5.3506G	62.15	74.00	-11.85	4.81	3	Vertical	158	2.21	-
AV	5.35G	50.41	54.00	-3.59	4.81	3	Vertical	158	2.21	-

802.11ax HEW20_Nss4,(MCS0)_4TX

5260MHz_TX

05/03/2019

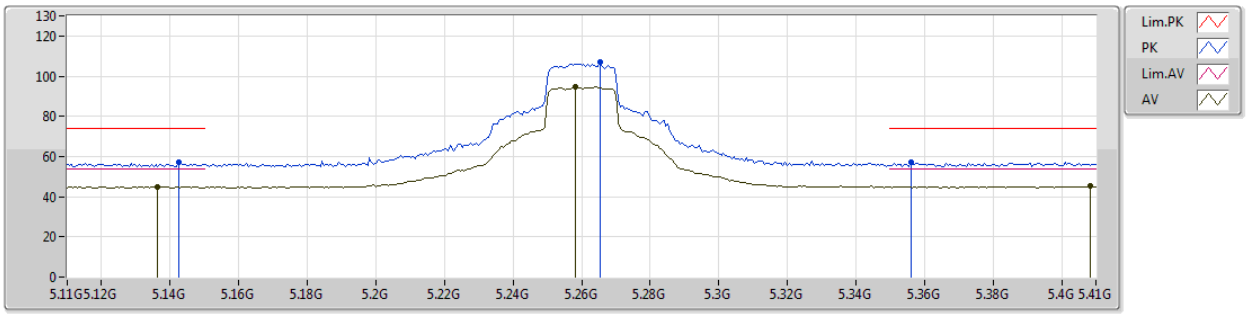

EUT Z_4TX
Setting 89
01-J-5-10
FSU
ANT6

Type	Freq	Level	Limit	Margin	Factor	Dist	Condition	Azimuth	Height	Comments
	(Hz)	(dBuV/m)	(dBuV/m)	(dB)	(dB)	(m)		(°)	(m)	
PK	5.1424G	57.02	74.00	-16.98	4.24	3	Horizontal	135	1.03	-
AV	5.1364G	45.01	54.00	-8.99	4.25	3	Horizontal	135	1.03	-
PK	5.2654G	106.91	Inf	-Inf	4.52	3	Horizontal	135	1.03	-
AV	5.2582G	94.49	Inf	-Inf	4.48	3	Horizontal	135	1.03	-
PK	5.356G	57.12	74.00	-16.88	4.83	3	Horizontal	135	1.03	-
AV	5.4082G	45.15	54.00	-8.85	5.02	3	Horizontal	135	1.03	-

802.11ax HEW20_Nss4,(MCS0)_4TX

5300MHz_TX

05/03/2019

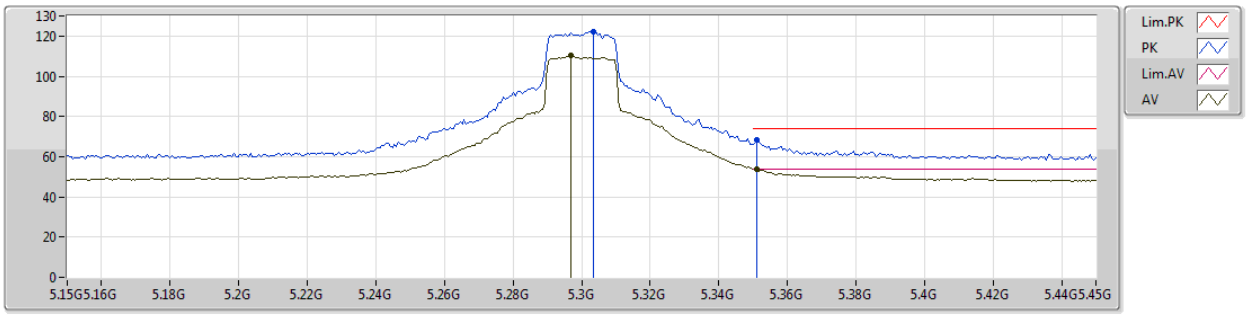

EUT Z_4TX
Setting 81
01-J-5-10
FSU
ANT6

Type	Freq	Level	Limit	Margin	Factor	Dist	Condition	Azimuth	Height	Comments
	(Hz)	(dBuV/m)	(dBuV/m)	(dB)	(dB)	(m)		(°)	(m)	
PK	5.3036G	122.26	Inf	-Inf	4.65	3	Vertical	158	2.09	-
AV	5.297G	110.24	Inf	-Inf	4.63	3	Vertical	158	2.09	-
PK	5.351G	68.62	74.00	-5.38	4.81	3	Vertical	158	2.09	-
AV	5.351G	53.81	54.00	-0.19	4.81	3	Vertical	158	2.09	-

802.11ax HEW20_Nss4,(MCS0)_4TX

5300MHz_TX

05/03/2019

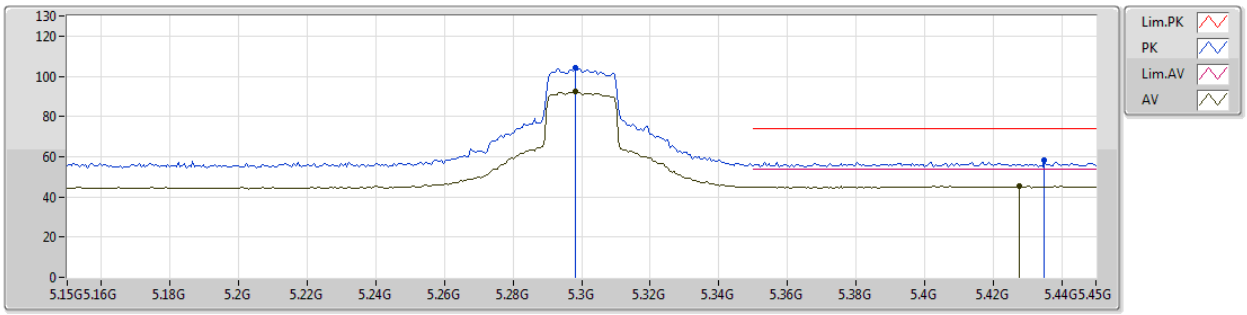

EUT Z_4TX
Setting 81
01-J-5-10
FSU
ANT6

Type	Freq	Level	Limit	Margin	Factor	Dist	Condition	Azimuth	Height	Comments
	(Hz)	(dBuV/m)	(dBuV/m)	(dB)	(dB)	(m)		(°)	(m)	
PK	5.2982G	104.00	Inf	-Inf	4.63	3	Horizontal	134	1.34	-
AV	5.2982G	92.26	Inf	-Inf	4.63	3	Horizontal	134	1.34	-
PK	5.435G	58.02	74.00	-15.98	5.12	3	Horizontal	134	1.34	-
AV	5.4278G	45.40	54.00	-8.60	5.10	3	Horizontal	134	1.34	-

802.11ax HEW20_Nss4,(MCS0)_4TX

5320MHz_TX

05/03/2019

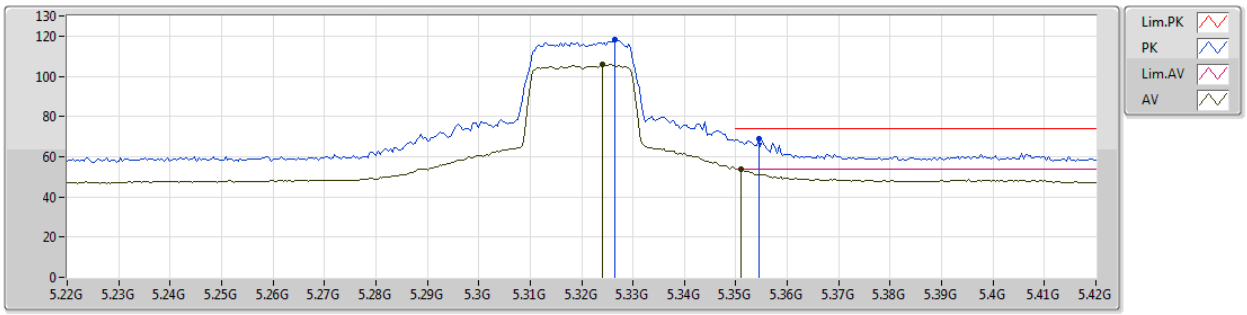

EUT Z_4TX
Setting 66
01-J-5-10
FSU
ANT6

Type	Freq	Level	Limit	Margin	Factor	Dist	Condition	Azimuth	Height	Comments
	(Hz)	(dBuV/m)	(dBuV/m)	(dB)	(dB)	(m)		(°)	(m)	
PK	5.3264G	118.46	Inf	-Inf	4.74	3	Vertical	191	2.17	-
AV	5.324G	105.83	Inf	-Inf	4.72	3	Vertical	191	2.17	-
PK	5.3544G	69.16	74.00	-4.84	4.82	3	Vertical	191	2.17	-
AV	5.351G	53.82	54.00	-0.18	4.81	3	Vertical	191	2.17	-

802.11ax HEW20_Nss4,(MCS0)_4TX

5320MHz_TX

05/03/2019

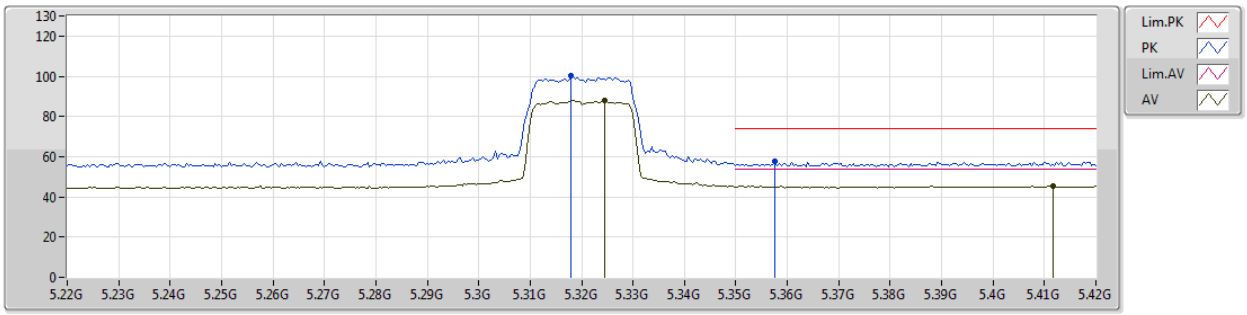

EUT Z_4TX
Setting 66
01-J-5-10
FSU
ANT6

Type	Freq	Level	Limit	Margin	Factor	Dist	Condition	Azimuth	Height	Comments
	(Hz)	(dBuV/m)	(dBuV/m)	(dB)	(dB)	(m)		(°)	(m)	
PK	5.318G	100.09	Inf	-Inf	4.70	3	Horizontal	133	1.70	-
AV	5.3244G	87.96	Inf	-Inf	4.72	3	Horizontal	133	1.70	-
PK	5.3576G	57.49	74.00	-16.51	4.83	3	Horizontal	133	1.70	-
AV	5.4116G	45.43	54.00	-8.57	5.03	3	Horizontal	133	1.70	-

802.11ax HEW20_Nss4,(MCS0)_4TX

5500MHz_TX

05/03/2019

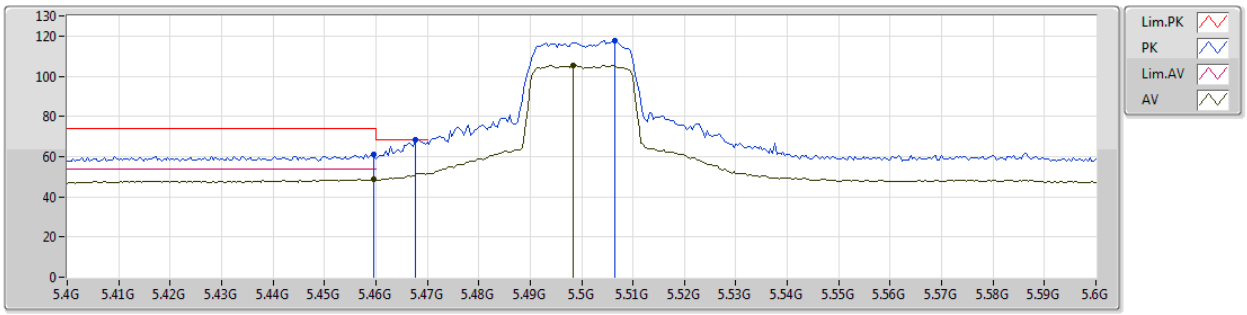

EUT Z_4TX
Setting 58
01-J-5-10
FSU
ANT6

Type	Freq	Level	Limit	Margin	Factor	Dist	Condition	Azimuth	Height	Comments
	(Hz)	(dBuV/m)	(dBuV/m)	(dB)	(dB)	(m)		(°)	(m)	
PK	5.4596G	61.12	74.00	-12.88	5.22	3	Vertical	190	2.07	-
AV	5.4596G	48.62	54.00	-5.38	5.22	3	Vertical	190	2.07	-
PK	5.4676G	68.19	68.20	-0.01	5.25	3	Vertical	190	2.07	-
PK	5.5064G	117.88	Inf	-Inf	5.40	3	Vertical	190	2.07	-
AV	5.4984G	105.61	Inf	-Inf	5.38	3	Vertical	190	2.07	-

802.11ax HEW20_Nss4,(MCS0)_4TX

5500MHz_TX

05/03/2019

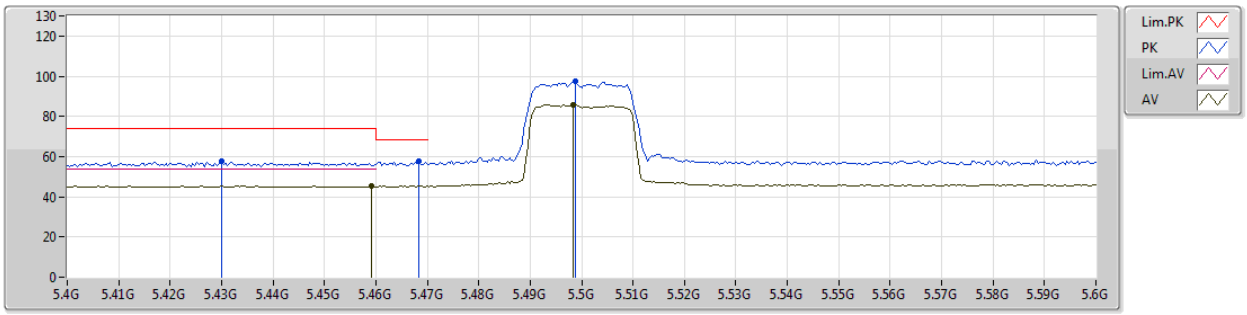

EUT Z_4TX
Setting 58
01-J-5-10
FSU
ANT6

Type	Freq	Level	Limit	Margin	Factor	Dist	Condition	Azimuth	Height	Comments
	(Hz)	(dBuV/m)	(dBuV/m)	(dB)	(dB)	(m)		(°)	(m)	
PK	5.43G	57.68	74.00	-16.32	5.11	3	Horizontal	244	1.26	-
AV	5.4592G	45.29	54.00	-8.71	5.22	3	Horizontal	244	1.26	-
PK	5.4684G	57.47	68.20	-10.73	5.26	3	Horizontal	244	1.26	-
PK	5.4988G	97.31	Inf	-Inf	5.38	3	Horizontal	244	1.26	-
AV	5.4984G	85.96	Inf	-Inf	5.38	3	Horizontal	244	1.26	-

802.11ax HEW20_Nss4,(MCS0)_4TX

5580MHz_TX

05/03/2019

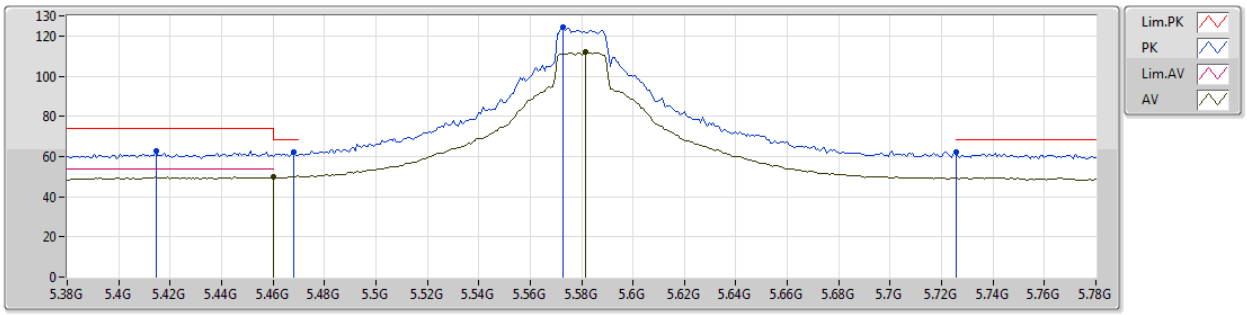

EUT Z_4TX
Setting 92
01-J-5-10
FSU
ANT6

Type	Freq	Level	Limit	Margin	Factor	Dist	Condition	Azimuth	Height	Comments
	(Hz)	(dBuV/m)	(dBuV/m)	(dB)	(dB)	(m)		(°)	(m)	
PK	5.4144G	62.69	74.00	-11.31	5.04	3	Vertical	199	2.06	-
PK	5.468G	62.40	68.20	-5.80	5.25	3	Vertical	199	2.06	-
AV	5.46G	50.02	54.00	-3.98	5.22	3	Vertical	199	2.06	-
PK	5.5728G	124.36	Inf	-Inf	5.58	3	Vertical	199	2.06	-
AV	5.5816G	111.84	Inf	-Inf	5.59	3	Vertical	199	2.06	-
PK	5.7256G	62.15	68.20	-6.05	5.79	3	Vertical	199	2.06	-

802.11ax HEW20_Nss4,(MCS0)_4TX

5580MHz_TX

05/03/2019

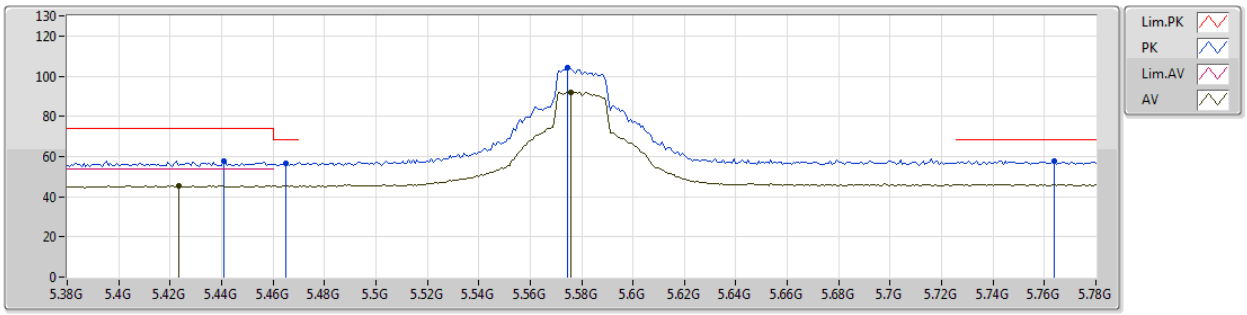

EUT Z_4TX
Setting 92
01-J-5-10
FSU
ANT6

Type	Freq	Level	Limit	Margin	Factor	Dist	Condition	Azimuth	Height	Comments
	(Hz)	(dBuV/m)	(dBuV/m)	(dB)	(dB)	(m)		(°)	(m)	
PK	5.4408G	57.71	74.00	-16.29	5.15	3	Horizontal	108	1.79	-
AV	5.4232G	45.42	54.00	-8.58	5.08	3	Horizontal	108	1.79	-
PK	5.4648G	56.86	68.20	-11.34	5.23	3	Horizontal	108	1.79	-
PK	5.5744G	104.42	Inf	-Inf	5.58	3	Horizontal	108	1.79	-
AV	5.576G	91.88	Inf	-Inf	5.57	3	Horizontal	108	1.79	-
PK	5.764G	57.90	68.20	-10.30	5.89	3	Horizontal	108	1.79	-

802.11ax HEW20_Nss4,(MCS0)_4TX

5700MHz_TX

05/03/2019

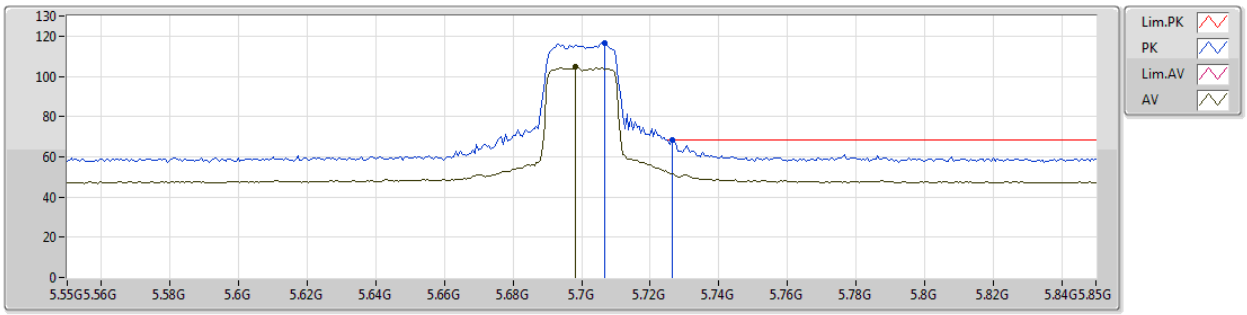

EUT Z_4TX
Setting 52
01-J-5-10
FSU
ANT6

Type	Freq	Level	Limit	Margin	Factor	Dist	Condition	Azimuth	Height	Comments
	(Hz)	(dBuV/m)	(dBuV/m)	(dB)	(dB)	(m)		(°)	(m)	
PK	5.7066G	116.43	Inf	-Inf	5.75	3	Vertical	164	2.16	-
AV	5.6982G	104.71	Inf	-Inf	5.74	3	Vertical	164	2.16	-
PK	5.7264G	68.15	68.20	-0.05	5.79	3	Vertical	164	2.16	-

802.11ax HEW20_Nss4,(MCS0)_4TX

5700MHz_TX

05/03/2019

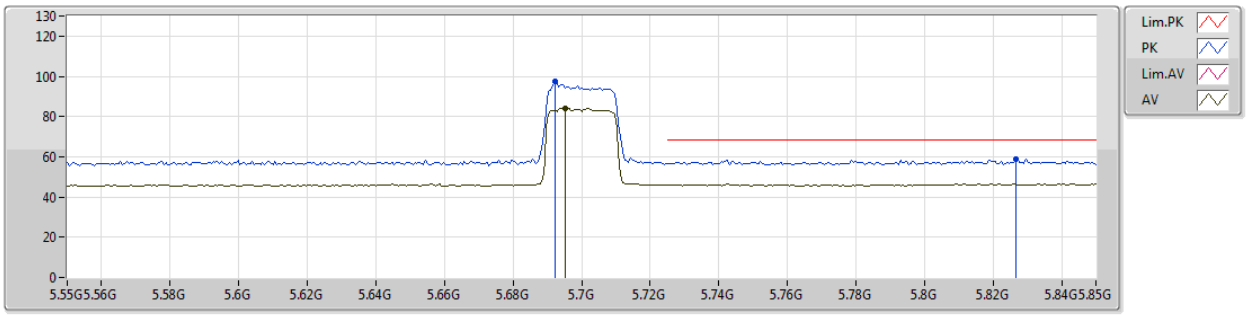

EUT Z_4TX
Setting 52
01-J-5-10
FSU
ANT6

Type	Freq	Level	Limit	Margin	Factor	Dist	Condition	Azimuth	Height	Comments
	(Hz)	(dBuV/m)	(dBuV/m)	(dB)	(dB)	(m)		(°)	(m)	
PK	5.6922G	97.34	Inf	-Inf	5.73	3	Horizontal	199	1.97	-
AV	5.6952G	84.14	Inf	-Inf	5.74	3	Horizontal	199	1.97	-
PK	5.8266G	58.81	68.20	-9.39	6.16	3	Horizontal	199	1.97	-

802.11ax HEW20_Nss4,(MCS0)_4TX

5720MHz Straddle 5.47-5.725GHz_TX

05/03/2019

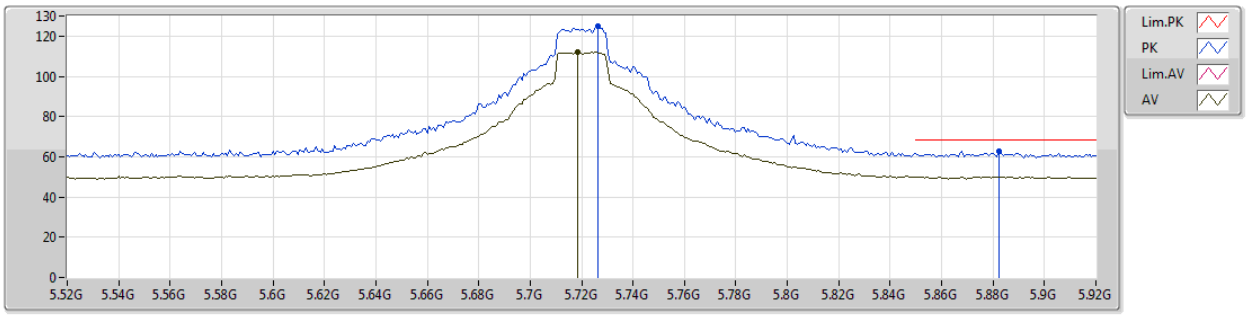

EUT Z_4TX
Setting 92
01-J-5-10
FSU
ANT6

Type	Freq	Level	Limit	Margin	Factor	Dist	Condition	Azimuth	Height	Comments
	(Hz)	(dBuV/m)	(dBuV/m)	(dB)	(dB)	(m)		(°)	(m)	
PK	5.7264G	124.90	Inf	-Inf	5.79	3	Vertical	165	2.11	-
AV	5.7184G	112.25	Inf	-Inf	5.79	3	Vertical	165	2.11	-
PK	5.8824G	62.76	68.20	-5.44	6.57	3	Vertical	165	2.11	-