802.11ax HEW160_Nss1,(MCS0)_4TX

5250MHz Straddle 5.25-5.35GHz_TX

02/03/2019

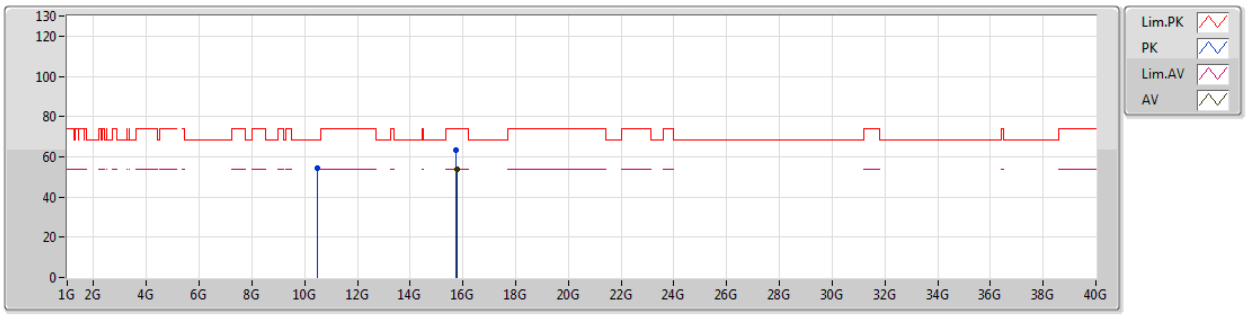

EUT X_4TX
Setting 77
02-M-1
FSP
ANT6

Type	Freq	Level	Limit	Margin	Factor	Dist	Condition	Azimuth	Height	Comments
	(Hz)	(dBuV/m)	(dBuV/m)	(dB)	(dB)	(m)		(°)	(m)	
PK	10.49849G	54.31	68.20	-13.89	14.52	3	Horizontal	208	2.19	-
PK	15.7518G	63.53	74.00	-10.47	15.58	3	Horizontal	71	2.63	-
AV	15.7626G	53.97	54.00	-0.03	15.55	3	Horizontal	71	2.63	-

802.11ax HEW160_Nss1,(MCS0)_4TX

5570MHz_TX

02/03/2019

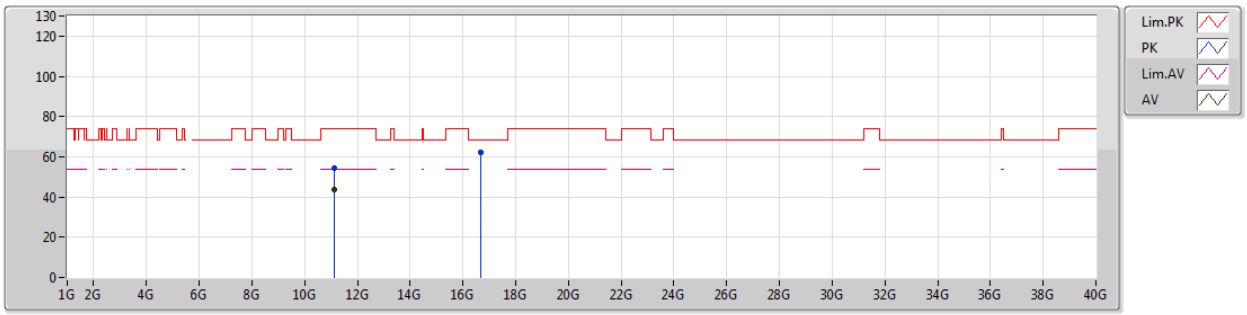

EUT X_4TX
Setting 110
02-M-1
FSP
ANT6

Type	Freq	Level	Limit	Margin	Factor	Dist	Condition	Azimuth	Height	Comments
	(Hz)	(dBuV/m)	(dBuV/m)	(dB)	(dB)	(m)		(°)	(m)	
PK	11.14099G	54.54	74.00	-19.46	14.45	3	Vertical	53	1.40	-
AV	11.1416G	43.76	54.00	-10.24	14.46	3	Vertical	53	1.40	-
PK	16.6867G	62.06	68.20	-6.14	17.95	3	Vertical	38	1.48	-

802.11ax HEW160_Nss1,(MCS0)_4TX

5570MHz_TX

02/03/2019

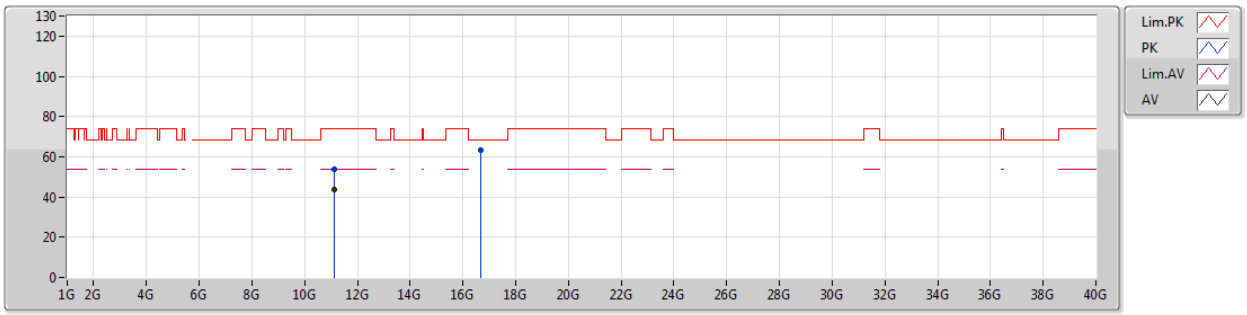

EUT X_4TX
Setting 110
02-M-1
FSP
ANT6

Type	Freq	Level	Limit	Margin	Factor	Dist	Condition	Azimuth	Height	Comments
	(Hz)	(dBuV/m)	(dBuV/m)	(dB)	(dB)	(m)		(°)	(m)	
PK	11.13887G	54.05	74.00	-19.95	14.44	3	Horizontal	72	1.02	-
AV	11.13828G	43.82	54.00	-10.18	14.44	3	Horizontal	72	1.02	-
PK	16.6948G	63.08	68.20	-5.12	17.98	3	Horizontal	92	1.60	-

For Non-beamforming / 1T1S mode
Summary

Mode	Result	Type	Freq (Hz)	Level (dBuV/m)	Limit (dBuV/m)	Margin (dB)	Factor (dB)	Dist (m)	Condition	Azimuth (°)	Height (m)	Comments
5.25-5.35GHz	-	-	-	-	-	-	-	-	-	-	-	-
802.11ax HEW80_Nss1,(MCS0)_1TX	Pass	AV	5.3548G	53.98	54.00	-0.02	8.38	3	Vertical	343	2.44	-

802.11a_Nss1,(6Mbps)_1TX

5260MHz_TX

06/03/2019

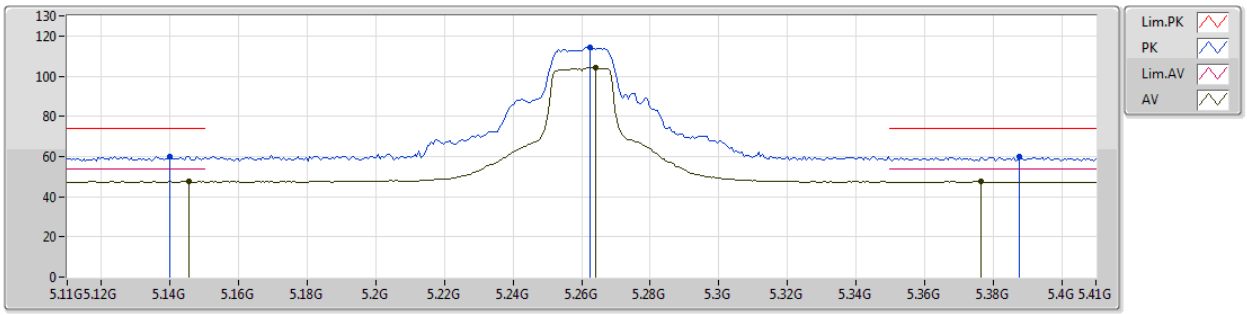

EUT Y_1TX
Setting 67
02-C-5-10
FSP
ANT6

Type	Freq	Level	Limit	Margin	Factor	Dist	Condition	Azimuth	Height	Comments
	(Hz)	(dBuV/m)	(dBuV/m)	(dB)	(dB)	(m)		(°)	(m)	
PK	5.14G	60.11	74.00	-13.89	8.03	3	Vertical	340	2.29	-
AV	5.1454G	47.64	54.00	-6.36	8.04	3	Vertical	340	2.29	-
PK	5.2624G	114.46	Inf	-Inf	8.25	3	Vertical	340	2.29	-
AV	5.2642G	104.41	Inf	-Inf	8.26	3	Vertical	340	2.29	-
PK	5.3878G	60.14	74.00	-13.86	8.43	3	Vertical	340	2.29	-
AV	5.3764G	47.42	54.00	-6.58	8.41	3	Vertical	340	2.29	-

802.11a_Nss1,(6Mbps)_1TX

5260MHz_TX

06/03/2019

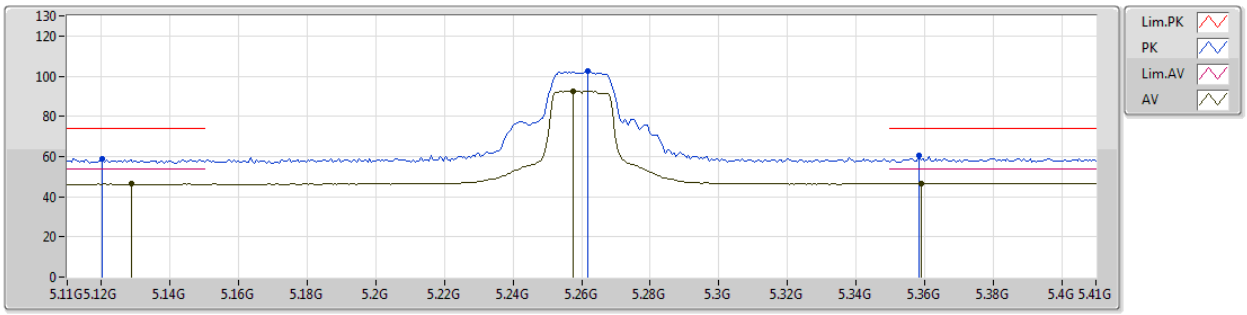

EUT Y_1TX
Setting 67
02-C-5-10
FSP
ANT6

Type	Freq	Level	Limit	Margin	Factor	Dist	Condition	Azimuth	Height	Comments
	(Hz)	(dBuV/m)	(dBuV/m)	(dB)	(dB)	(m)		(°)	(m)	
PK	5.1202G	58.88	74.00	-15.12	7.98	3	Horizontal	45	1.02	-
AV	5.1286G	46.45	54.00	-7.55	8.01	3	Horizontal	45	1.02	-
PK	5.2618G	102.70	Inf	-Inf	8.25	3	Horizontal	45	1.02	-
AV	5.2576G	92.66	Inf	-Inf	8.25	3	Horizontal	45	1.02	-
PK	5.3584G	60.54	74.00	-13.46	8.38	3	Horizontal	45	1.02	-
AV	5.359G	46.77	54.00	-7.23	8.38	3	Horizontal	45	1.02	-

802.11a_Nss1,(6Mbps)_1TX

5300MHz_TX

06/03/2019

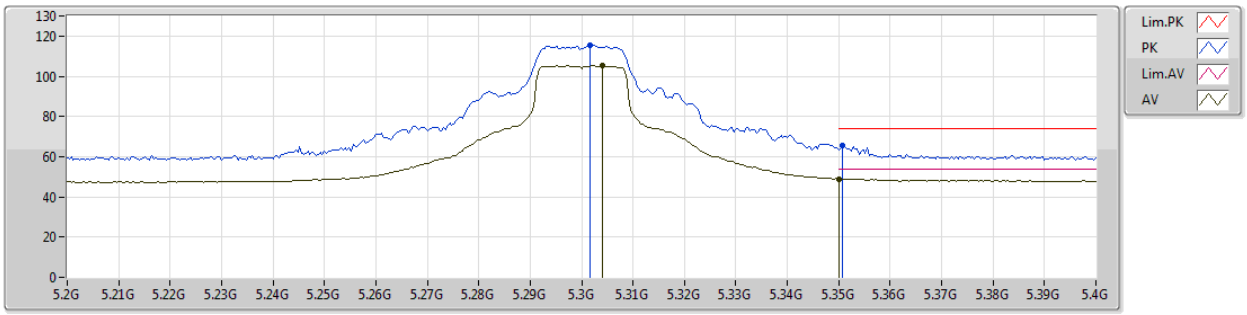

EUT Y_1TX
Setting 72
02-C-5-10
FSP
ANT6

Type	Freq	Level	Limit	Margin	Factor	Dist	Condition	Azimuth	Height	Comments
	(Hz)	(dBuV/m)	(dBuV/m)	(dB)	(dB)	(m)		(°)	(m)	
PK	5.3016G	115.38	Inf	-Inf	8.31	3	Vertical	4	2.36	-
AV	5.304G	105.29	Inf	-Inf	8.31	3	Vertical	4	2.36	-
PK	5.3508G	65.64	74.00	-8.36	8.38	3	Vertical	4	2.36	-
AV	5.3501G	49.02	54.00	-4.98	8.38	3	Vertical	4	2.36	-

802.11a_Nss1,(6Mbps)_1TX

5300MHz_TX

06/03/2019

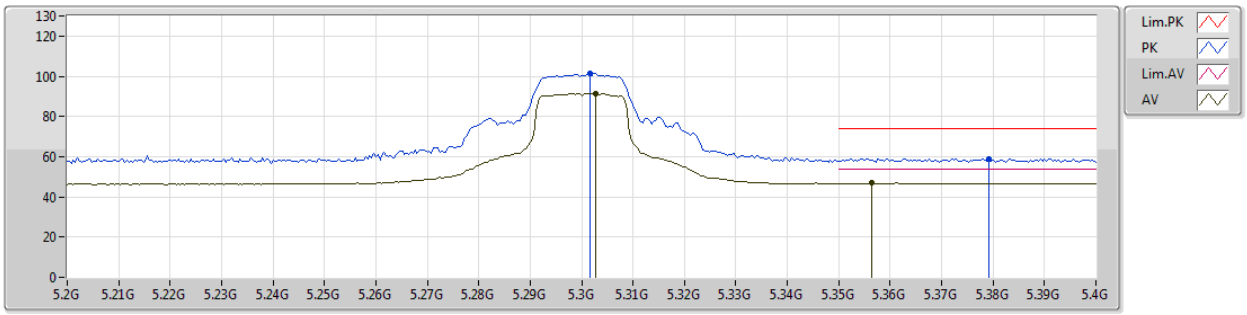

EUT Y_1TX
Setting 72
02-C-5-10
FSP
ANT6

Type	Freq	Level	Limit	Margin	Factor	Dist	Condition	Azimuth	Height	Comments
	(Hz)	(dBuV/m)	(dBuV/m)	(dB)	(dB)	(m)		(°)	(m)	
PK	5.3016G	101.68	Inf	-Inf	8.31	3	Horizontal	42	1.10	-
AV	5.3028G	91.41	Inf	-Inf	8.31	3	Horizontal	42	1.10	-
PK	5.3792G	58.65	74.00	-15.35	8.42	3	Horizontal	42	1.10	-
AV	5.3564G	46.91	54.00	-7.09	8.38	3	Horizontal	42	1.10	-

802.11a_Nss1,(6Mbps)_1TX

5320MHz_TX

06/03/2019

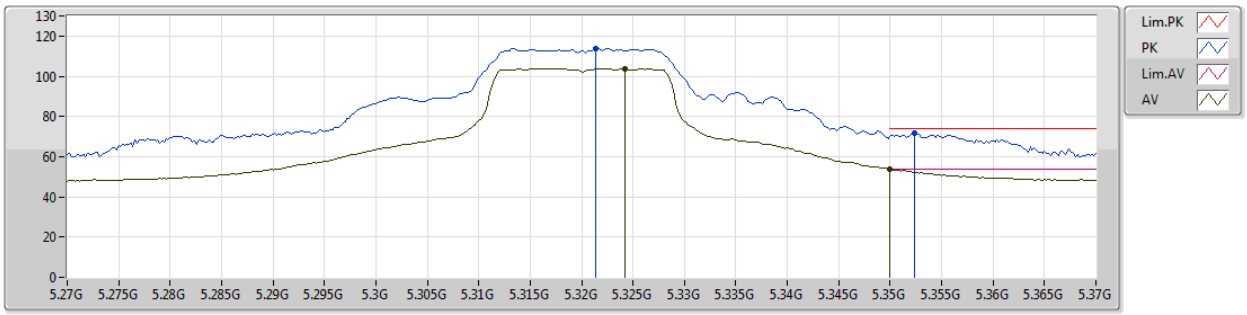

EUT Y_1TX
Setting 69
02-C-5-10
FSP
ANT6

Type	Freq	Level	Limit	Margin	Factor	Dist	Condition	Azimuth	Height	Comments
	(Hz)	(dBuV/m)	(dBuV/m)	(dB)	(dB)	(m)		(°)	(m)	
PK	5.3214G	113.86	Inf	-Inf	8.33	3	Vertical	8	2.47	-
AV	5.3242G	103.91	Inf	-Inf	8.34	3	Vertical	8	2.47	-
PK	5.3524G	71.66	74.00	-2.34	8.38	3	Vertical	8	2.47	-
AV	5.35G	53.79	54.00	-0.21	8.38	3	Vertical	8	2.47	-

802.11a_Nss1,(6Mbps)_1TX

5320MHz_TX

06/03/2019

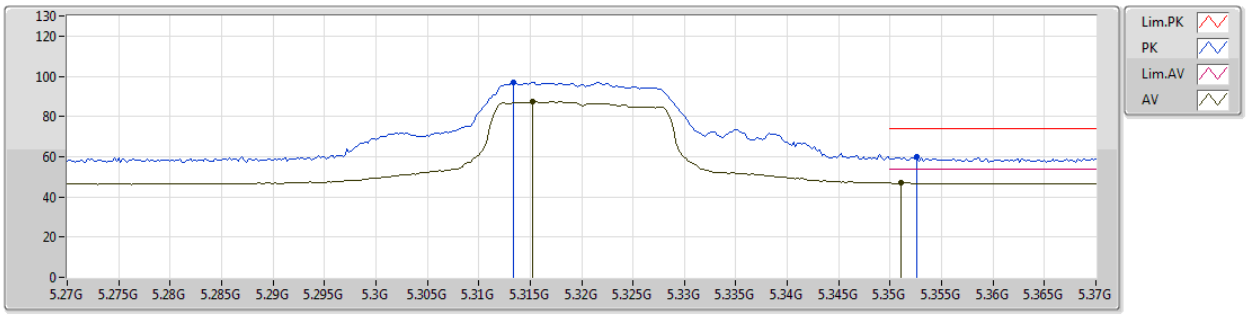

EUT Y_1TX
Setting 69
02-C-5-10
FSP
ANT6

Type	Freq	Level	Limit	Margin	Factor	Dist	Condition	Azimuth	Height	Comments
	(Hz)	(dBuV/m)	(dBuV/m)	(dB)	(dB)	(m)		(°)	(m)	
PK	5.3134G	96.95	Inf	-Inf	8.32	3	Horizontal	45	1.31	-
AV	5.3152G	87.22	Inf	-Inf	8.33	3	Horizontal	45	1.31	-
PK	5.3526G	59.80	74.00	-14.20	8.38	3	Horizontal	45	1.31	-
AV	5.351G	47.10	54.00	-6.90	8.38	3	Horizontal	45	1.31	-

802.11a_Nss1,(6Mbps)_1TX

5500MHz_TX

06/03/2019

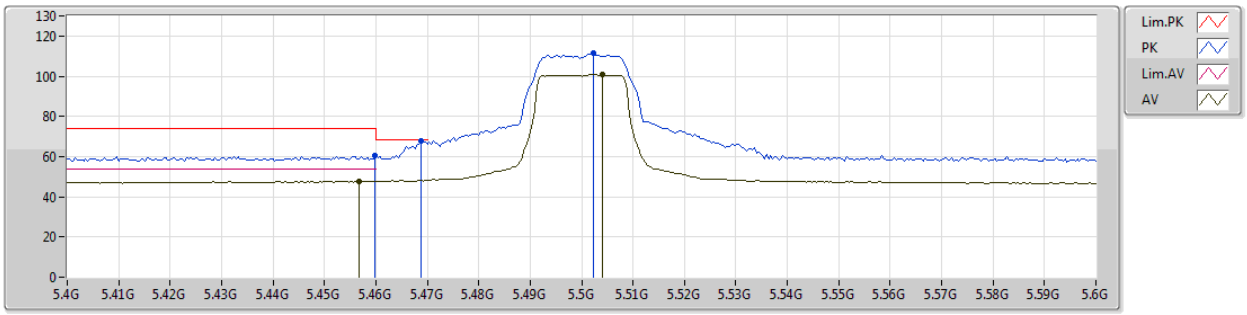

EUT Y_1TX
Setting 55
02-C-5-10
FSP
ANT6

Type	Freq	Level	Limit	Margin	Factor	Dist	Condition	Azimuth	Height	Comments
	(Hz)	(dBuV/m)	(dBuV/m)	(dB)	(dB)	(m)		(°)	(m)	
PK	5.4597G	60.36	74.00	-13.64	8.55	3	Vertical	8	2.32	-
AV	5.4568G	47.79	54.00	-6.21	8.54	3	Vertical	8	2.32	-
PK	5.4688G	68.07	68.20	-0.13	8.56	3	Vertical	8	2.32	-
PK	5.5024G	111.24	Inf	-Inf	8.62	3	Vertical	8	2.32	-
AV	5.504G	101.08	Inf	-Inf	8.62	3	Vertical	8	2.32	-

802.11a_Nss1,(6Mbps)_1TX

5500MHz_TX

06/03/2019

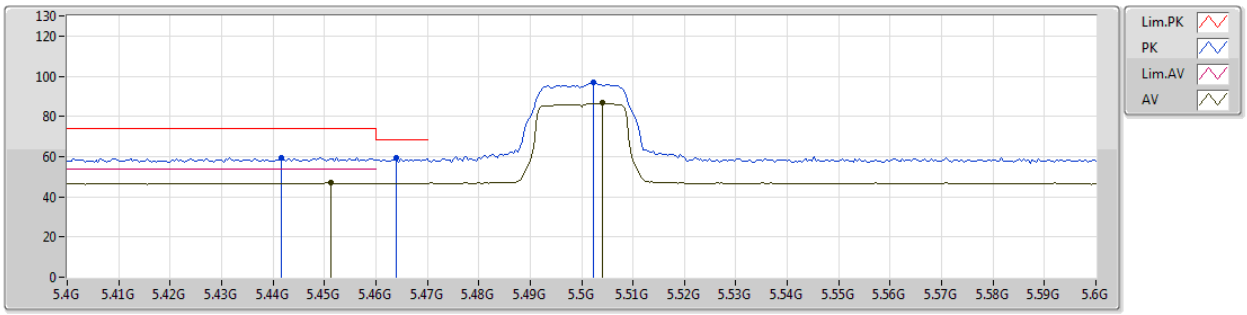

EUT Y_1TX
Setting 55
02-C-5-10
FSP
ANT6

Type	Freq	Level	Limit	Margin	Factor	Dist	Condition	Azimuth	Height	Comments
	(Hz)	(dBuV/m)	(dBuV/m)	(dB)	(dB)	(m)		(°)	(m)	
PK	5.4416G	59.61	74.00	-14.39	8.51	3	Horizontal	58	1.52	-
AV	5.4512G	46.87	54.00	-7.13	8.54	3	Horizontal	58	1.52	-
PK	5.464G	59.22	68.20	-8.98	8.55	3	Horizontal	58	1.52	-
PK	5.5024G	96.70	Inf	-Inf	8.62	3	Horizontal	58	1.52	-
AV	5.504G	86.75	Inf	-Inf	8.62	3	Horizontal	58	1.52	-

802.11a_Nss1,(6Mbps)_1TX

5580MHz_TX

06/03/2019

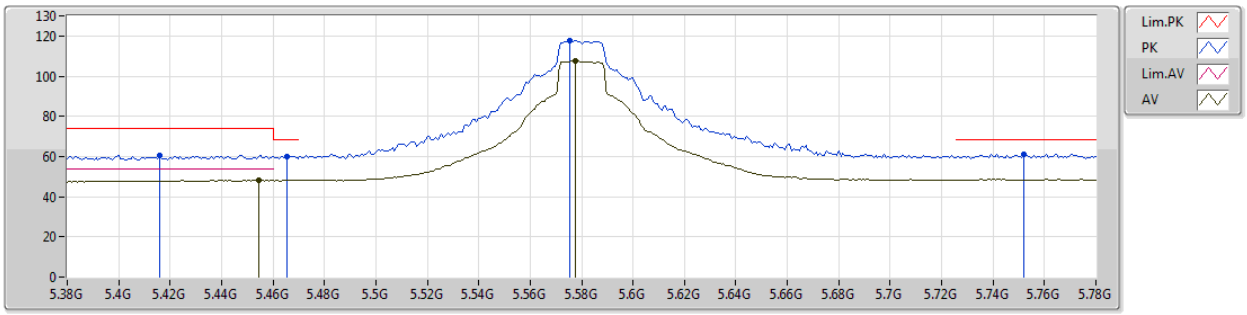

EUT Y_1TX
Setting 92
02-C-5-10
FSP
ANT6

Type	Freq	Level	Limit	Margin	Factor	Dist	Condition	Azimuth	Height	Comments
	(Hz)	(dBuV/m)	(dBuV/m)	(dB)	(dB)	(m)		(°)	(m)	
PK	5.416G	60.62	74.00	-13.38	8.46	3	Vertical	352	2.41	-
AV	5.4544G	48.13	54.00	-5.87	8.54	3	Vertical	352	2.41	-
PK	5.4656G	59.97	68.20	-8.23	8.56	3	Vertical	352	2.41	-
PK	5.5752G	117.87	Inf	-Inf	8.64	3	Vertical	352	2.41	-
AV	5.5776G	107.62	Inf	-Inf	8.64	3	Vertical	352	2.41	-
PK	5.752G	61.13	68.20	-7.07	8.83	3	Vertical	352	2.41	-

802.11a_Nss1,(6Mbps)_1TX

5580MHz_TX

06/03/2019

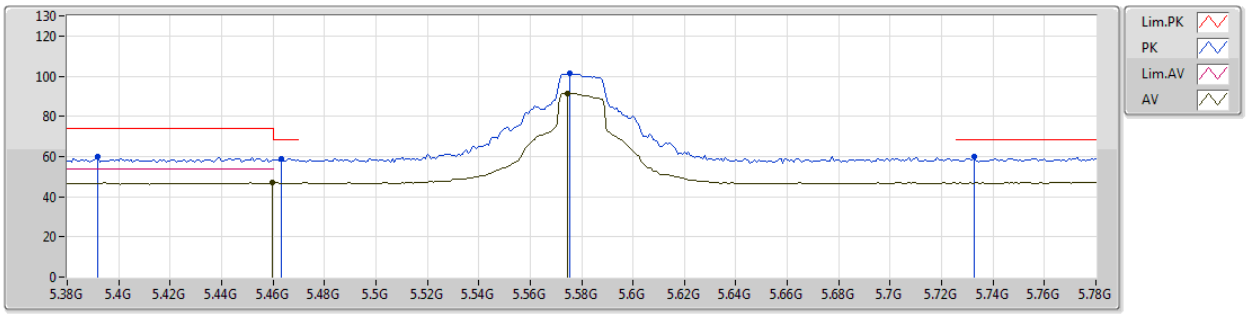

EUT Y_1TX
Setting 92
02-C-5-10
FSP
ANT6

Type	Freq	Level	Limit	Margin	Factor	Dist	Condition	Azimuth	Height	Comments
	(Hz)	(dBuV/m)	(dBuV/m)	(dB)	(dB)	(m)		(°)	(m)	
PK	5.392G	59.82	74.00	-14.18	8.43	3	Horizontal	57	1.44	-
AV	5.4598G	46.91	54.00	-7.09	8.55	3	Horizontal	57	1.44	-
PK	5.4632G	59.11	68.20	-9.09	8.55	3	Horizontal	57	1.44	-
PK	5.5752G	101.69	Inf	-Inf	8.64	3	Horizontal	57	1.44	-
AV	5.5744G	91.46	Inf	-Inf	8.63	3	Horizontal	57	1.44	-
PK	5.7328G	59.68	68.20	-8.52	8.81	3	Horizontal	57	1.44	-

802.11a_Nss1,(6Mbps)_1TX

5700MHz_TX

06/03/2019

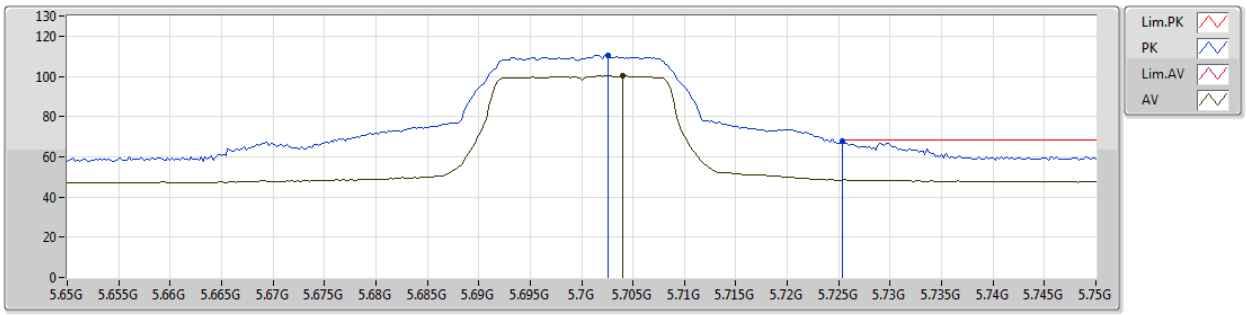

EUT Y_1TX
Setting 52
02-C-5-10
FSP
ANT6

Type	Freq	Level	Limit	Margin	Factor	Dist	Condition	Azimuth	Height	Comments
	(Hz)	(dBuV/m)	(dBuV/m)	(dB)	(dB)	(m)		(°)	(m)	
PK	5.7026G	110.48	Inf	-Inf	8.77	3	Vertical	355	2.31	-
AV	5.704G	100.36	Inf	-Inf	8.78	3	Vertical	355	2.31	-
PK	5.7254G	68.02	68.20	-0.18	8.80	3	Vertical	355	2.31	-

802.11a_Nss1,(6Mbps)_1TX

5700MHz_TX

06/03/2019

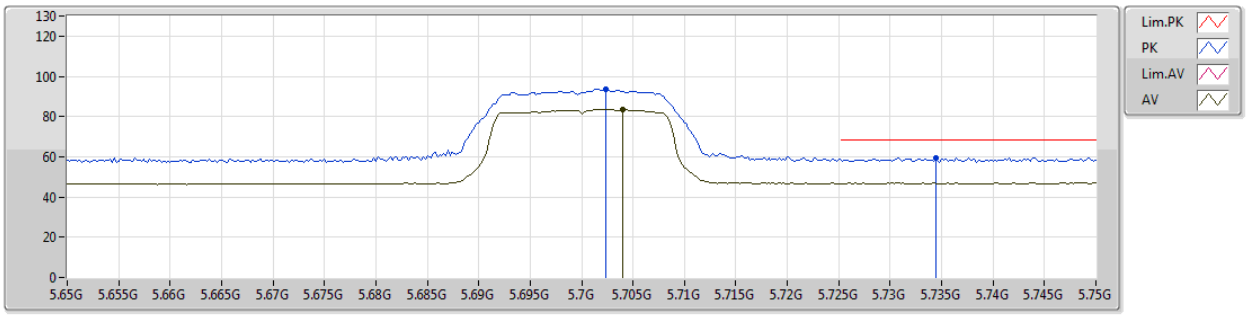

EUT Y_1TX
Setting 52
02-C-5-10
FSP
ANT6

Type	Freq	Level	Limit	Margin	Factor	Dist	Condition	Azimuth	Height	Comments
	(Hz)	(dBuV/m)	(dBuV/m)	(dB)	(dB)	(m)		(°)	(m)	
PK	5.7024G	93.70	Inf	-Inf	8.77	3	Horizontal	30	1.23	-
AV	5.704G	83.51	Inf	-Inf	8.78	3	Horizontal	30	1.23	-
PK	5.7344G	59.62	68.20	-8.58	8.81	3	Horizontal	30	1.23	-

802.11a_Nss1,(6Mbps)_1TX

06/03/2019

5720MHz Straddle 5.47-5.725GHz_TX

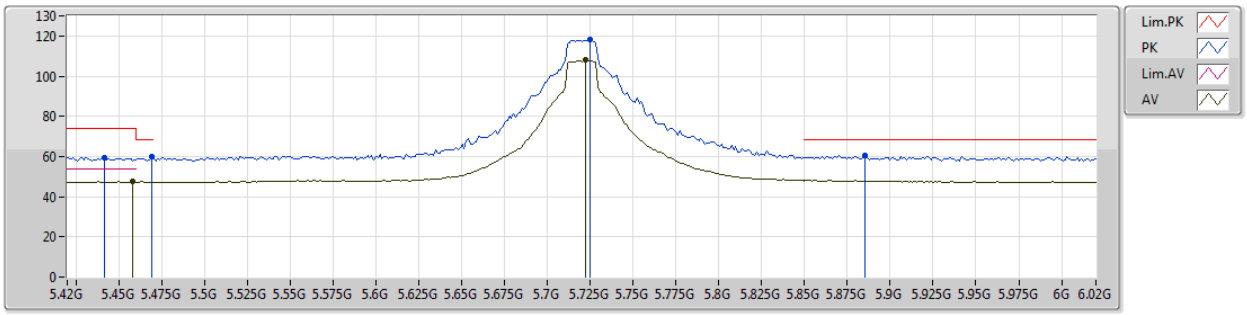

EUT Y_1TX
Setting 91
02-C-5-10
FSP
ANT6

Type	Freq	Level	Limit	Margin	Factor	Dist	Condition	Azimuth	Height	Comments
	(Hz)	(dBuV/m)	(dBuV/m)	(dB)	(dB)	(m)		(°)	(m)	
PK	5.4416G	59.67	74.00	-14.33	8.51	3	Vertical	349	2.43	-
AV	5.4584G	47.41	54.00	-6.59	8.55	3	Vertical	349	2.43	-
PK	5.4692G	59.70	68.20	-8.50	8.56	3	Vertical	349	2.43	-
PK	5.7248G	118.02	Inf	-Inf	8.79	3	Vertical	349	2.43	-
AV	5.7224G	108.13	Inf	-Inf	8.79	3	Vertical	349	2.43	-
PK	5.8856G	60.50	68.20	-7.70	8.86	3	Vertical	349	2.43	-

802.11a_Nss1,(6Mbps)_1TX

06/03/2019

5720MHz Straddle 5.47-5.725GHz_TX

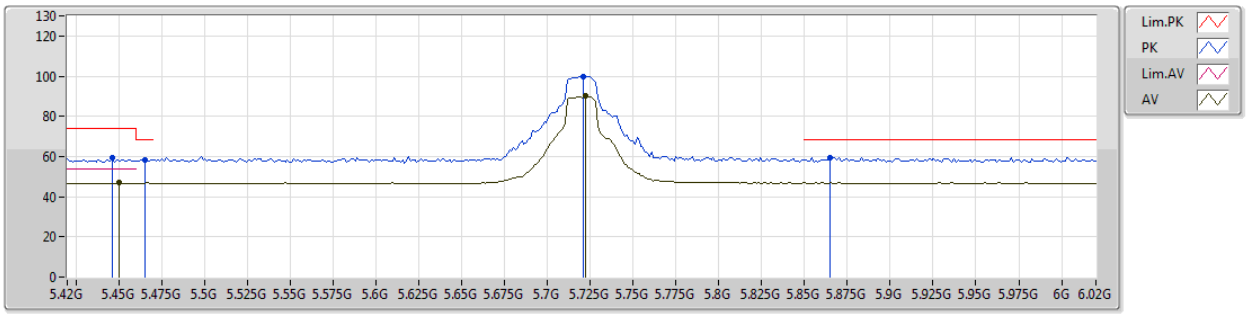

EUT Y_1TX
Setting 91
02-C-5-10
FSP
ANT6

Type	Freq	Level	Limit	Margin	Factor	Dist	Condition	Azimuth	Height	Comments
	(Hz)	(dBuV/m)	(dBuV/m)	(dB)	(dB)	(m)		(°)	(m)	
PK	5.4464G	59.44	74.00	-14.56	8.52	3	Horizontal	37	1.76	-
AV	5.45G	46.79	54.00	-7.21	8.54	3	Horizontal	37	1.76	-
PK	5.4656G	58.51	68.20	-9.69	8.56	3	Horizontal	37	1.76	-
PK	5.7212G	99.79	Inf	-Inf	8.79	3	Horizontal	37	1.76	-
AV	5.7224G	90.25	Inf	-Inf	8.79	3	Horizontal	37	1.76	-
PK	5.8652G	59.67	68.20	-8.53	8.86	3	Horizontal	37	1.76	-

802.11ax HEW20_Nss1,(MCS0)_1TX

5260MHz_TX

06/03/2019

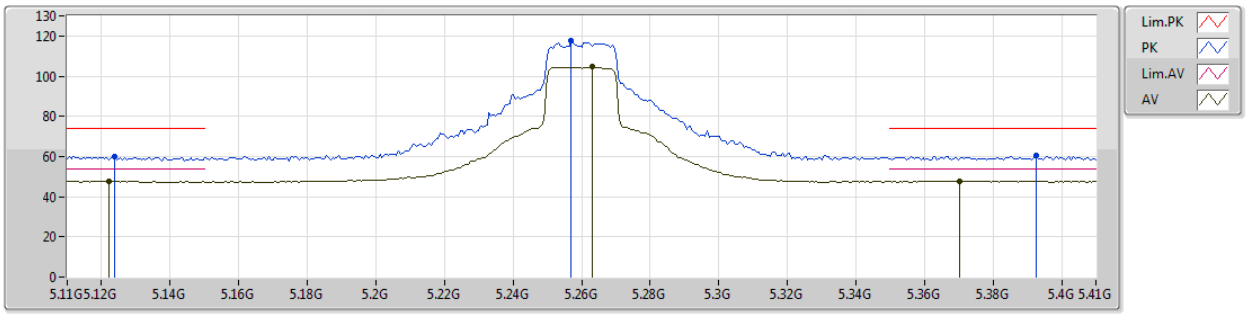

EUT Y_1TX
Setting 71
02-M-1-10
FSP
ANT6

Type	Freq	Level	Limit	Margin	Factor	Dist	Condition	Azimuth	Height	Comments
	(Hz)	(dBuV/m)	(dBuV/m)	(dB)	(dB)	(m)		(°)	(m)	
PK	5.1238G	59.90	74.00	-14.10	7.99	3	Vertical	339	2.46	-
AV	5.122G	47.71	54.00	-6.29	7.98	3	Vertical	339	2.46	-
PK	5.257G	117.52	Inf	-Inf	8.25	3	Vertical	339	2.46	-
AV	5.263G	104.63	Inf	-Inf	8.26	3	Vertical	339	2.46	-
PK	5.3926G	60.68	74.00	-13.32	8.43	3	Vertical	339	2.46	-
AV	5.3704G	47.77	54.00	-6.23	8.40	3	Vertical	339	2.46	-

802.11ax HEW20_Nss1,(MCS0)_1TX

5260MHz_TX

06/03/2019

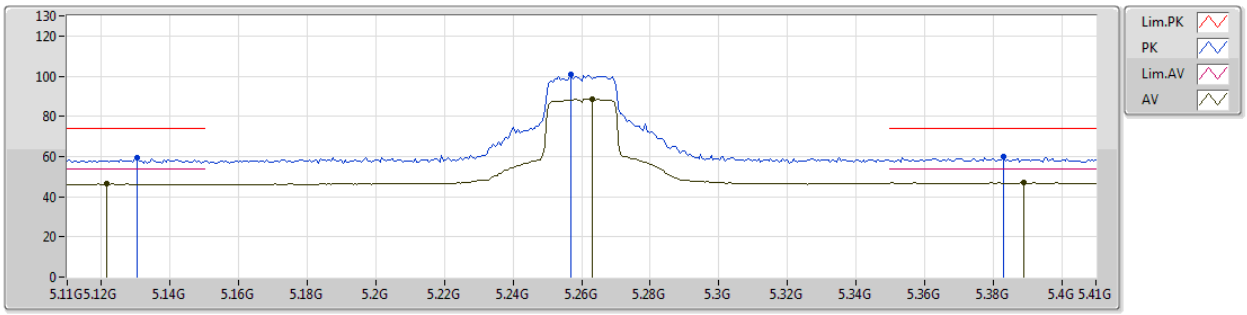

EUT Y_1TX
Setting 71
02-M-1-10
FSP
ANT6

Type	Freq	Level	Limit	Margin	Factor	Dist	Condition	Azimuth	Height	Comments
	(Hz)	(dBuV/m)	(dBuV/m)	(dB)	(dB)	(m)		(°)	(m)	
PK	5.1304G	59.32	74.00	-14.68	8.01	3	Horizontal	59	1.44	-
AV	5.1214G	46.38	54.00	-7.62	7.98	3	Horizontal	59	1.44	-
PK	5.257G	101.05	Inf	-Inf	8.25	3	Horizontal	59	1.44	-
AV	5.263G	88.61	Inf	-Inf	8.26	3	Horizontal	59	1.44	-
PK	5.383G	59.68	74.00	-14.32	8.42	3	Horizontal	59	1.44	-
AV	5.389G	46.95	54.00	-7.05	8.43	3	Horizontal	59	1.44	-

802.11ax HEW20_Nss1,(MCS0)_1TX

5300MHz_TX

06/03/2019

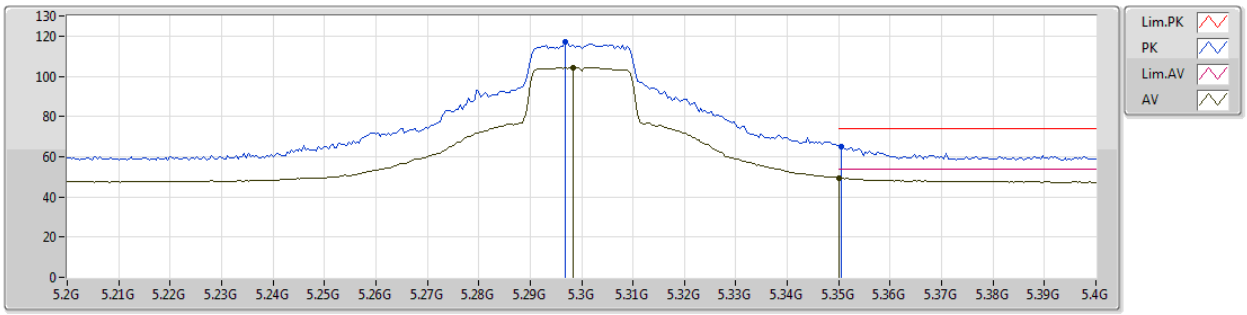

EUT Y_1TX
Setting 73
02-M-1-10
FSP
ANT6

Type	Freq	Level	Limit	Margin	Factor	Dist	Condition	Azimuth	Height	Comments
	(Hz)	(dBuV/m)	(dBuV/m)	(dB)	(dB)	(m)		(°)	(m)	
PK	5.2968G	117.33	Inf	-Inf	8.31	3	Vertical	331	2.31	-
AV	5.2984G	104.31	Inf	-Inf	8.31	3	Vertical	331	2.31	-
PK	5.3504G	64.98	74.00	-9.02	8.38	3	Vertical	331	2.31	-
AV	5.35G	49.53	54.00	-4.47	8.38	3	Vertical	331	2.31	-

802.11ax HEW20_Nss1,(MCS0)_1TX

5300MHz_TX

06/03/2019

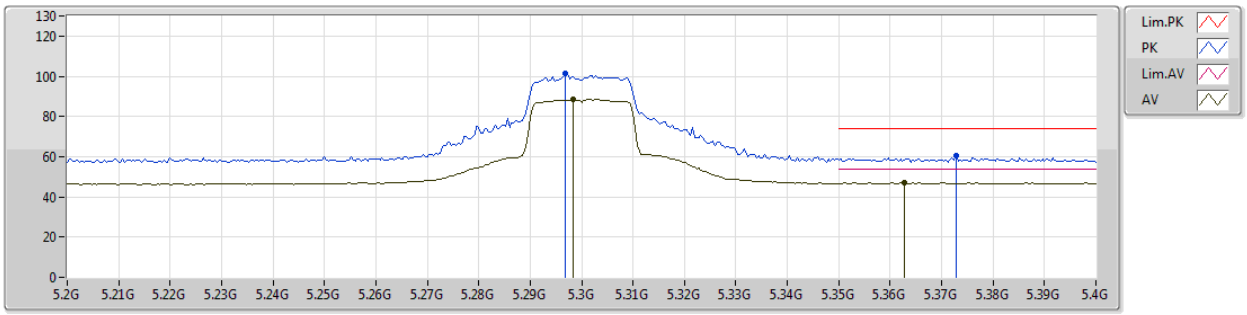

EUT Y_1TX
Setting 73
02-M-1-10
FSP
ANT6

Type	Freq	Level	Limit	Margin	Factor	Dist	Condition	Azimuth	Height	Comments
	(Hz)	(dBuV/m)	(dBuV/m)	(dB)	(dB)	(m)		(°)	(m)	
PK	5.2968G	101.20	Inf	-Inf	8.31	3	Horizontal	47	1.41	-
AV	5.2984G	88.37	Inf	-Inf	8.31	3	Horizontal	47	1.41	-
PK	5.3728G	60.25	74.00	-13.75	8.40	3	Horizontal	47	1.41	-
AV	5.3628G	47.09	54.00	-6.91	8.39	3	Horizontal	47	1.41	-

802.11ax HEW20_Nss1,(MCS0)_1TX

5320MHz_TX

06/03/2019

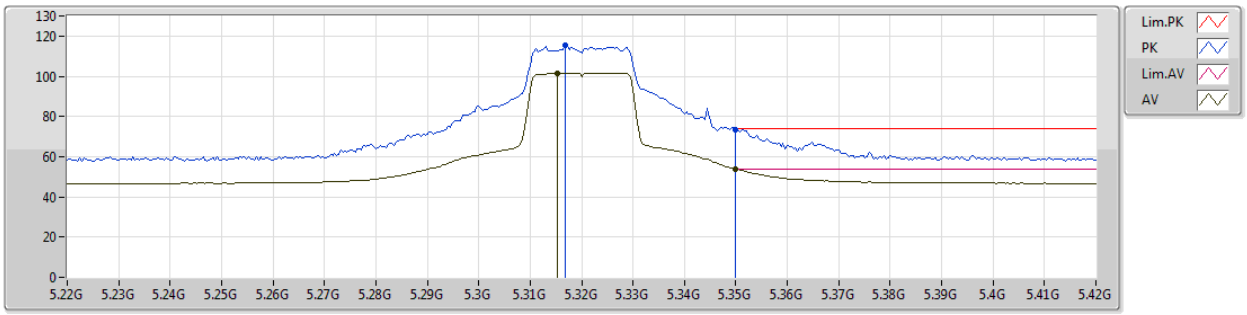

EUT Y_1TX
Setting 66
02-M-1-10
FSP
ANT6

Type	Freq	Level	Limit	Margin	Factor	Dist	Condition	Azimuth	Height	Comments
	(Hz)	(dBuV/m)	(dBuV/m)	(dB)	(dB)	(m)		(°)	(m)	
PK	5.3168G	115.49	Inf	-Inf	8.33	3	Vertical	344	2.29	-
AV	5.3152G	101.62	Inf	-Inf	8.33	3	Vertical	344	2.29	-
PK	5.35G	73.65	74.00	-0.35	8.38	3	Vertical	344	2.29	-
AV	5.35G	53.88	54.00	-0.12	8.38	3	Vertical	344	2.29	-

802.11ax HEW20_Nss1,(MCS0)_1TX

5320MHz_TX

06/03/2019

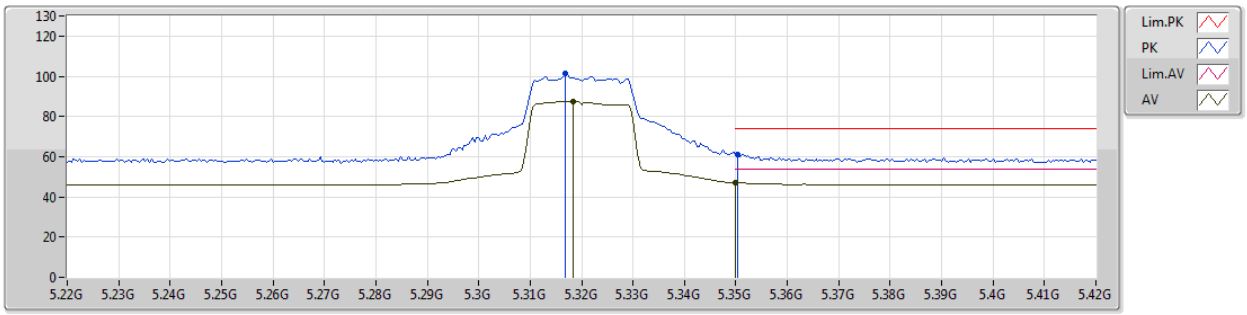

EUT Y_1TX
Setting 66
02-M-1-10
FSP
ANT6

Type	Freq	Level	Limit	Margin	Factor	Dist	Condition	Azimuth	Height	Comments
	(Hz)	(dBuV/m)	(dBuV/m)	(dB)	(dB)	(m)		(°)	(m)	
PK	5.3168G	101.37	Inf	-Inf	8.33	3	Horizontal	58	1.45	-
AV	5.3184G	87.51	Inf	-Inf	8.33	3	Horizontal	58	1.45	-
PK	5.3504G	61.04	74.00	-12.96	8.38	3	Horizontal	58	1.45	-
AV	5.35G	47.10	54.00	-6.90	8.38	3	Horizontal	58	1.45	-

802.11ax HEW20_Nss1,(MCS0)_1TX

5500MHz_TX

06/03/2019

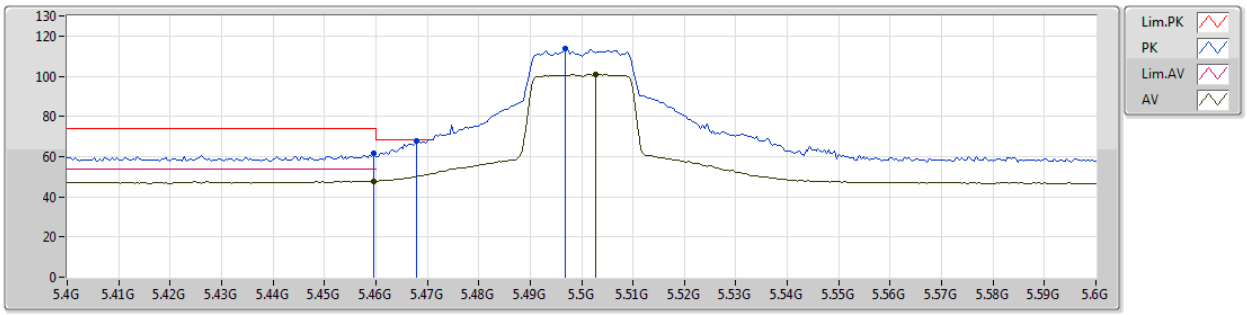

EUT Y_1TX
Setting 62
02-M-1-10
FSP
ANT6

Type	Freq	Level	Limit	Margin	Factor	Dist	Condition	Azimuth	Height	Comments
	(Hz)	(dBuV/m)	(dBuV/m)	(dB)	(dB)	(m)		(°)	(m)	
PK	5.4596G	61.82	74.00	-12.18	8.55	3	Vertical	1	2.96	-
AV	5.4596G	47.88	54.00	-6.12	8.55	3	Vertical	1	2.96	-
PK	5.468G	67.95	68.20	-0.25	8.56	3	Vertical	1	2.96	-
PK	5.4968G	113.65	Inf	-Inf	8.62	3	Vertical	1	2.96	-
AV	5.5028G	100.89	Inf	-Inf	8.62	3	Vertical	1	2.96	-

802.11ax HEW20_Nss1,(MCS0)_1TX

5500MHz_TX

06/03/2019

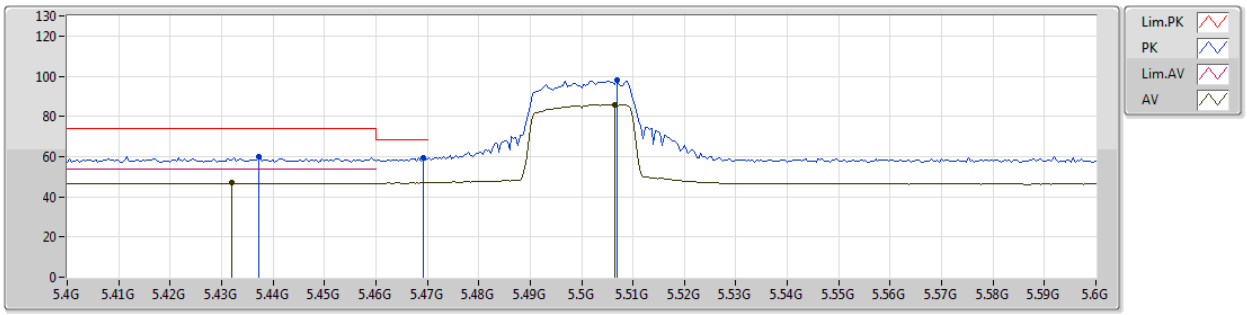

EUT Y_1TX
Setting 62
02-M-1-10
FSP
ANT6

Type	Freq	Level	Limit	Margin	Factor	Dist	Condition	Azimuth	Height	Comments
	(Hz)	(dBuV/m)	(dBuV/m)	(dB)	(dB)	(m)		(°)	(m)	
PK	5.4372G	59.77	74.00	-14.23	8.51	3	Horizontal	76	2.79	-
AV	5.432G	46.81	54.00	-7.19	8.50	3	Horizontal	76	2.79	-
PK	5.4692G	59.27	68.20	-8.93	8.56	3	Horizontal	76	2.79	-
PK	5.5068G	97.87	Inf	-Inf	8.62	3	Horizontal	76	2.79	-
AV	5.5064G	85.68	Inf	-Inf	8.62	3	Horizontal	76	2.79	-

802.11ax HEW20_Nss1,(MCS0)_1TX

5580MHz_TX

06/03/2019

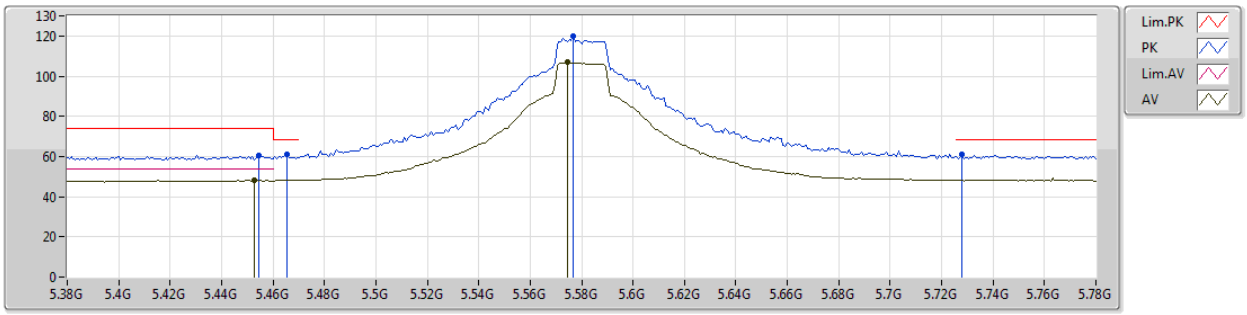

EUT Y_1TX
Setting 93
02-M-1-10
FSP
ANT6

Type	Freq	Level	Limit	Margin	Factor	Dist	Condition	Azimuth	Height	Comments
	(Hz)	(dBuV/m)	(dBuV/m)	(dB)	(dB)	(m)		(°)	(m)	
PK	5.4544G	60.61	74.00	-13.39	8.54	3	Vertical	14	2.23	-
AV	5.4528G	48.07	54.00	-5.93	8.54	3	Vertical	14	2.23	-
PK	5.4656G	61.10	68.20	-7.10	8.56	3	Vertical	14	2.23	-
PK	5.5768G	119.77	Inf	-Inf	8.64	3	Vertical	14	2.23	-
AV	5.5744G	106.84	Inf	-Inf	8.63	3	Vertical	14	2.23	-
PK	5.728G	60.86	68.20	-7.34	8.81	3	Vertical	14	2.23	-

802.11ax HEW20_Nss1,(MCS0)_1TX

5580MHz_TX

06/03/2019

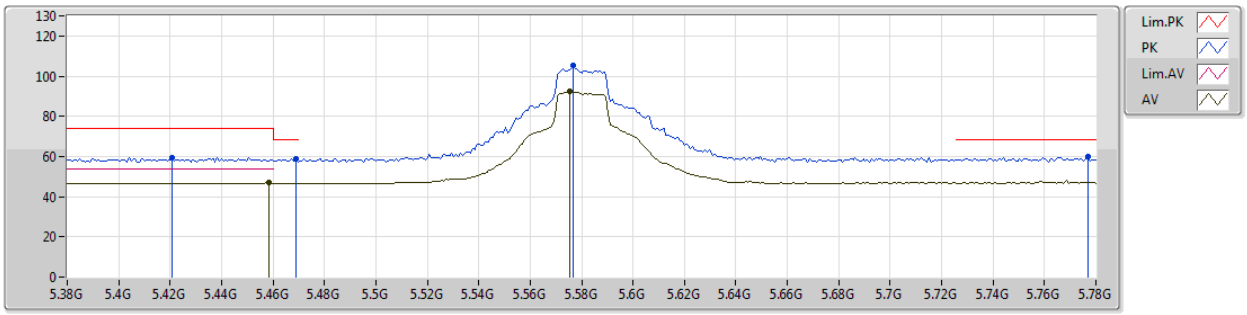

EUT Y_1TX
Setting 93
02-M-1-10
FSP
ANT6

Type	Freq	Level	Limit	Margin	Factor	Dist	Condition	Azimuth	Height	Comments
	(Hz)	(dBuV/m)	(dBuV/m)	(dB)	(dB)	(m)		(°)	(m)	
PK	5.4208G	59.53	74.00	-14.47	8.48	3	Horizontal	34	2.50	-
AV	5.4584G	46.91	54.00	-7.09	8.55	3	Horizontal	34	2.50	-
PK	5.4688G	58.99	68.20	-9.21	8.56	3	Horizontal	34	2.50	-
PK	5.5768G	105.30	Inf	-Inf	8.64	3	Horizontal	34	2.50	-
AV	5.5752G	92.19	Inf	-Inf	8.64	3	Horizontal	34	2.50	-
PK	5.7768G	59.77	68.20	-8.43	8.86	3	Horizontal	34	2.50	-

802.11ax HEW20_Nss1,(MCS0)_1TX

5700MHz_TX

06/03/2019

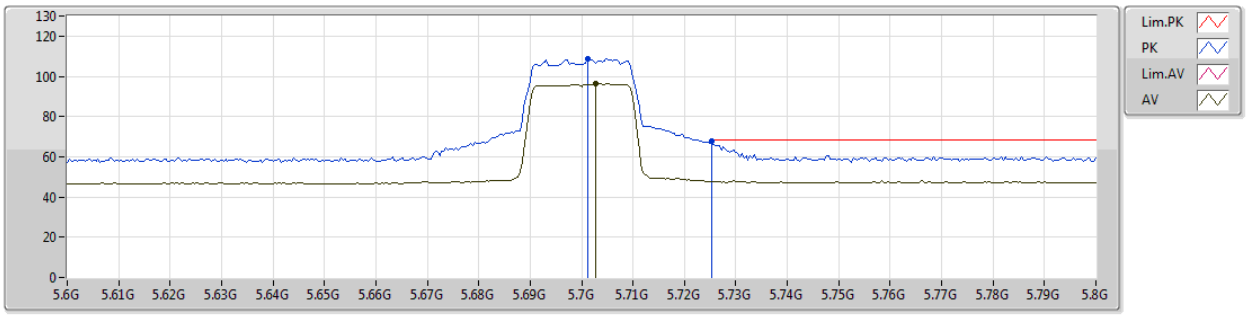

EUT Y_1TX
Setting 43
02-M-1-10
FSP
ANT6

Type	Freq	Level	Limit	Margin	Factor	Dist	Condition	Azimuth	Height	Comments
	(Hz)	(dBuV/m)	(dBuV/m)	(dB)	(dB)	(m)		(°)	(m)	
PK	5.7012G	108.53	Inf	-Inf	8.77	3	Vertical	337	2.24	-
AV	5.7028G	96.36	Inf	-Inf	8.77	3	Vertical	337	2.24	-
PK	5.7252G	67.97	68.20	-0.23	8.80	3	Vertical	337	2.24	-

802.11ax HEW20_Nss1,(MCS0)_1TX

5700MHz_TX

06/03/2019

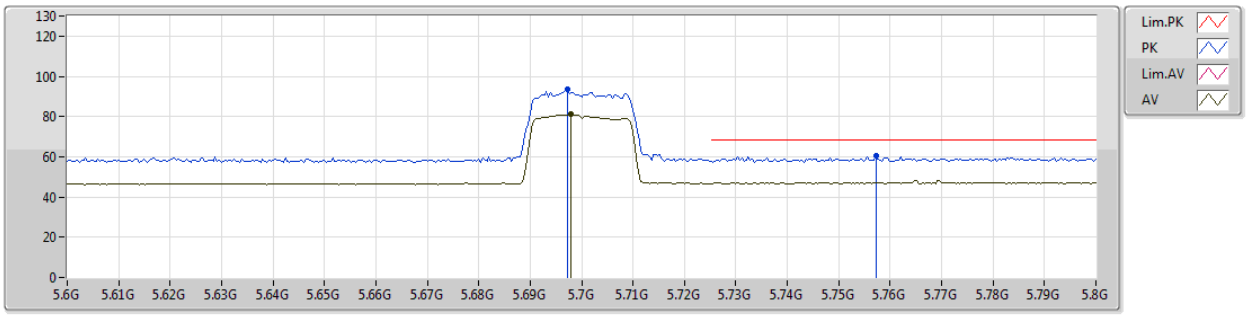

EUT Y_1TX
Setting 43
02-M-1-10
FSP
ANT6

Type	Freq	Level	Limit	Margin	Factor	Dist	Condition	Azimuth	Height	Comments
	(Hz)	(dBuV/m)	(dBuV/m)	(dB)	(dB)	(m)		(°)	(m)	
PK	5.6972G	93.35	Inf	-Inf	8.77	3	Horizontal	32	2.52	-
AV	5.698G	80.97	Inf	-Inf	8.77	3	Horizontal	32	2.52	-
PK	5.7572G	60.42	68.20	-7.78	8.83	3	Horizontal	32	2.52	-

802.11ax HEW20_Nss1,(MCS0)_1TX

5720MHz Straddle 5.47-5.725GHz_TX

07/03/2019

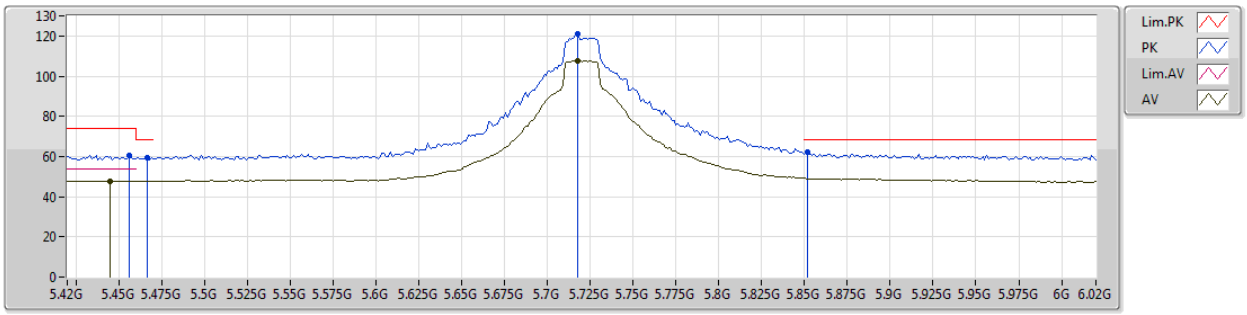

EUT Y_1TX
Setting 94
02-M-1-10
FSP
ANT6

Type	Freq	Level	Limit	Margin	Factor	Dist	Condition	Azimuth	Height	Comments
	(Hz)	(dBuV/m)	(dBuV/m)	(dB)	(dB)	(m)		(°)	(m)	
PK	5.456G	60.61	74.00	-13.39	8.54	3	Vertical	13	2.24	-
AV	5.4452G	47.90	54.00	-6.10	8.52	3	Vertical	13	2.24	-
PK	5.4668G	59.52	68.20	-8.68	8.56	3	Vertical	13	2.24	-
PK	5.7176G	120.83	Inf	-Inf	8.78	3	Vertical	13	2.24	-
AV	5.7176G	107.71	Inf	-Inf	8.78	3	Vertical	13	2.24	-
PK	5.852G	61.98	68.20	-6.22	8.86	3	Vertical	13	2.24	-

802.11ax HEW20_Nss1,(MCS0)_1TX

5720MHz Straddle 5.47-5.725GHz_TX

07/03/2019

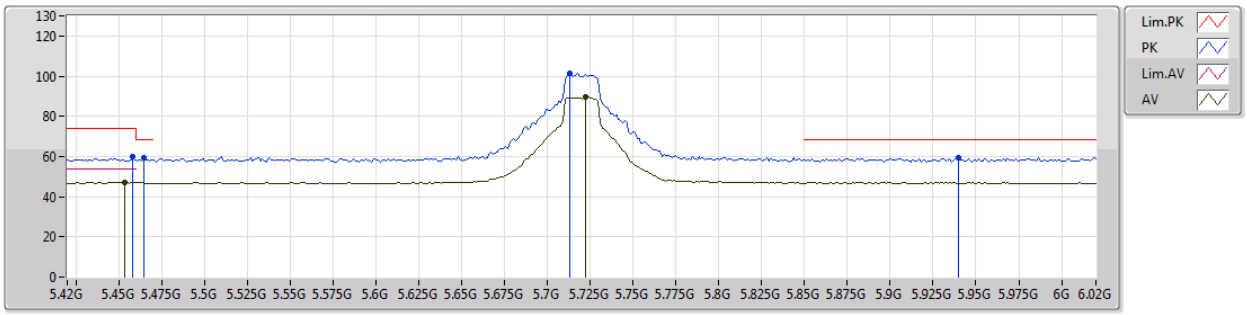

EUT Y_1TX
Setting 94
02-M-1-10
FSP
ANT6

Type	Freq	Level	Limit	Margin	Factor	Dist	Condition	Azimuth	Height	Comments
	(Hz)	(dBuV/m)	(dBuV/m)	(dB)	(dB)	(m)		(°)	(m)	
PK	5.4584G	59.70	74.00	-14.30	8.55	3	Horizontal	26	1.50	-
AV	5.4536G	47.24	54.00	-6.76	8.54	3	Horizontal	26	1.50	-
PK	5.4644G	59.24	68.20	-8.96	8.55	3	Horizontal	26	1.50	-
PK	5.7128G	101.44	Inf	-Inf	8.78	3	Horizontal	26	1.50	-
AV	5.7224G	89.67	Inf	-Inf	8.79	3	Horizontal	26	1.50	-
PK	5.9396G	59.56	68.20	-8.64	8.86	3	Horizontal	26	1.50	-

802.11ax HEW40_Nss1,(MCS0)_1TX

5270MHz_TX

07/03/2019

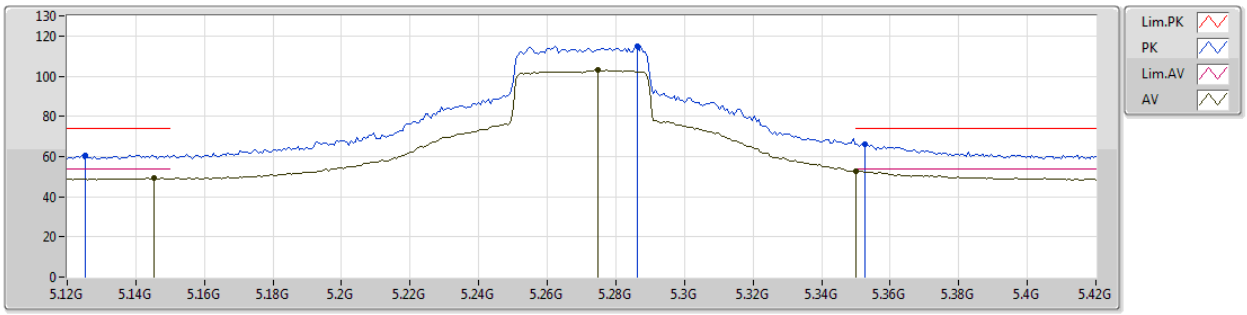

EUT Y_1TX
Setting 72
02-C-5-10
FSP
ANT6

Type	Freq	Level	Limit	Margin	Factor	Dist	Condition	Azimuth	Height	Comments
	(Hz)	(dBuV/m)	(dBuV/m)	(dB)	(dB)	(m)		(°)	(m)	
PK	5.1254G	60.32	74.00	-13.68	8.00	3	Vertical	347	2.54	-
AV	5.1452G	49.34	54.00	-4.66	8.04	3	Vertical	347	2.54	-
PK	5.2862G	114.75	Inf	-Inf	8.29	3	Vertical	347	2.54	-
AV	5.2748G	102.92	Inf	-Inf	8.27	3	Vertical	347	2.54	-
PK	5.3528G	66.37	74.00	-7.63	8.38	3	Vertical	347	2.54	-
AV	5.35G	52.93	54.00	-1.07	8.38	3	Vertical	347	2.54	-

802.11ax HEW40_Nss1,(MCS0)_1TX

5270MHz_TX

07/03/2019

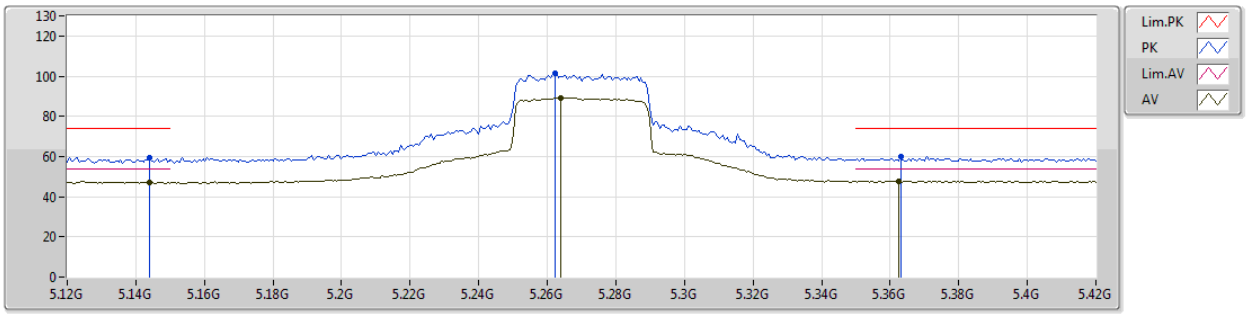

EUT Y_1TX
Setting 72
02-C-5-10
FSP
ANT6

Type	Freq	Level	Limit	Margin	Factor	Dist	Condition	Azimuth	Height	Comments
	(Hz)	(dBuV/m)	(dBuV/m)	(dB)	(dB)	(m)		(°)	(m)	
PK	5.144G	59.31	74.00	-14.69	8.04	3	Horizontal	48	1.29	-
AV	5.144G	47.27	54.00	-6.73	8.04	3	Horizontal	48	1.29	-
PK	5.2622G	101.52	Inf	-Inf	8.25	3	Horizontal	48	1.29	-
AV	5.264G	89.21	Inf	-Inf	8.26	3	Horizontal	48	1.29	-
PK	5.363G	59.96	74.00	-14.04	8.39	3	Horizontal	48	1.29	-
AV	5.3624G	47.88	54.00	-6.12	8.39	3	Horizontal	48	1.29	-

802.11ax HEW40_Nss1,(MCS0)_1TX

5310MHz_TX

07/03/2019

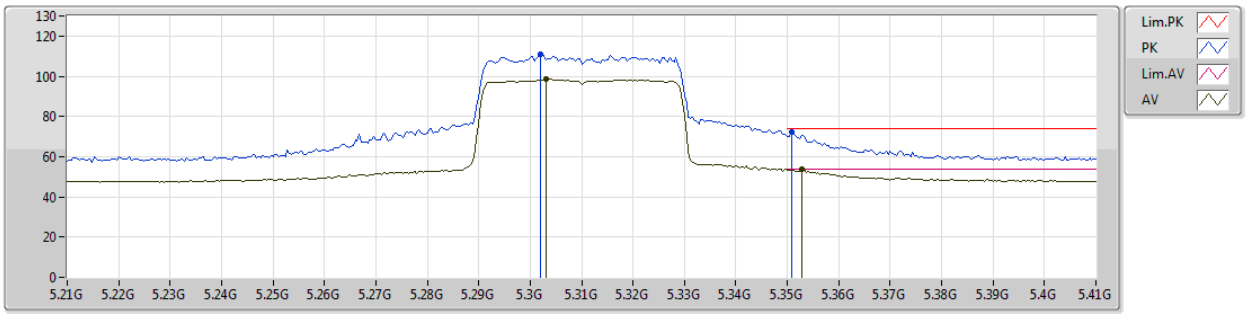

EUT Y_1TX
Setting 56
02-C-5-10
FSP
ANT6

Type	Freq	Level	Limit	Margin	Factor	Dist	Condition	Azimuth	Height	Comments
	(Hz)	(dBuV/m)	(dBuV/m)	(dB)	(dB)	(m)		(°)	(m)	
PK	5.302G	110.77	Inf	-Inf	8.31	3	Vertical	318	2.52	-
AV	5.3032G	98.65	Inf	-Inf	8.31	3	Vertical	318	2.52	-
PK	5.3508G	72.30	74.00	-1.70	8.38	3	Vertical	318	2.52	-
AV	5.3528G	53.84	54.00	-0.16	8.38	3	Vertical	318	2.52	-

802.11ax HEW40_Nss1,(MCS0)_1TX

5310MHz_TX

07/03/2019

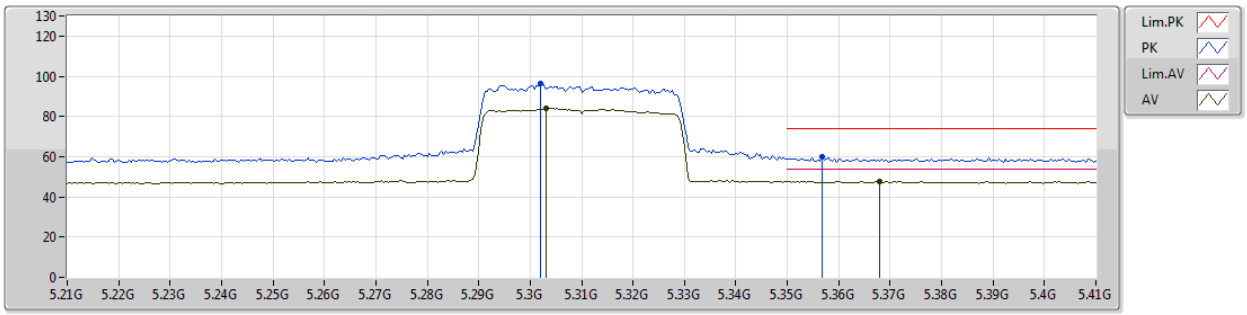

EUT Y_1TX
Setting 56
02-C-5-10
FSP
ANT6

Type	Freq	Level	Limit	Margin	Factor	Dist	Condition	Azimuth	Height	Comments
	(Hz)	(dBuV/m)	(dBuV/m)	(dB)	(dB)	(m)		(°)	(m)	
PK	5.302G	96.28	Inf	-Inf	8.31	3	Horizontal	51	1.31	-
AV	5.3032G	83.96	Inf	-Inf	8.31	3	Horizontal	51	1.31	-
PK	5.3568G	59.79	74.00	-14.21	8.38	3	Horizontal	51	1.31	-
AV	5.368G	47.69	54.00	-6.31	8.39	3	Horizontal	51	1.31	-

802.11ax HEW40_Nss1,(MCS0)_1TX

5510MHz_TX

07/03/2019

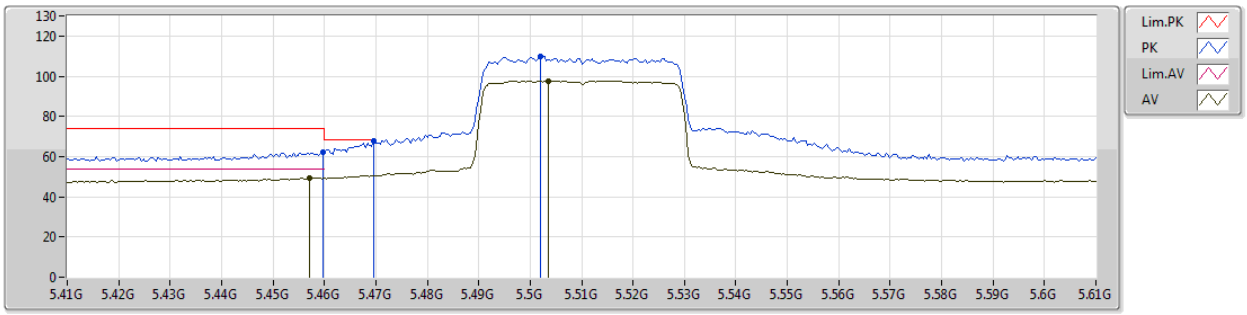

EUT Y_1TX
Setting 53
02-C-5-10
FSP
ANT6

Type	Freq	Level	Limit	Margin	Factor	Dist	Condition	Azimuth	Height	Comments
	(Hz)	(dBuV/m)	(dBuV/m)	(dB)	(dB)	(m)		(°)	(m)	
PK	5.4598G	62.02	74.00	-11.98	8.55	3	Vertical	5	2.36	-
AV	5.4572G	49.41	54.00	-4.59	8.54	3	Vertical	5	2.36	-
PK	5.4696G	68.00	68.20	-0.20	8.56	3	Vertical	5	2.36	-
PK	5.502G	110.06	Inf	-Inf	8.62	3	Vertical	5	2.36	-
AV	5.5036G	97.63	Inf	-Inf	8.62	3	Vertical	5	2.36	-

802.11ax HEW40_Nss1,(MCS0)_1TX

5510MHz_TX

07/03/2019

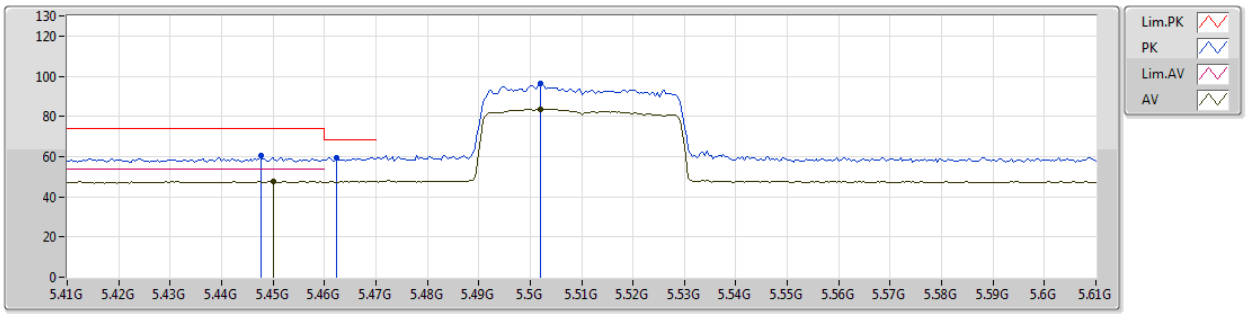

EUT Y_1TX
Setting 53
02-C-5-10
FSP
ANT6

Type	Freq	Level	Limit	Margin	Factor	Dist	Condition	Azimuth	Height	Comments
	(Hz)	(dBuV/m)	(dBuV/m)	(dB)	(dB)	(m)		(°)	(m)	
PK	5.4476G	60.40	74.00	-13.60	8.52	3	Horizontal	66	1.04	-
AV	5.45G	47.63	54.00	-6.37	8.54	3	Horizontal	66	1.04	-
PK	5.4624G	59.52	68.20	-8.68	8.55	3	Horizontal	66	1.04	-
PK	5.502G	96.17	Inf	-Inf	8.62	3	Horizontal	66	1.04	-
AV	5.502G	83.64	Inf	-Inf	8.62	3	Horizontal	66	1.04	-

802.11ax HEW40_Nss1,(MCS0)_1TX

5550MHz_TX

07/03/2019

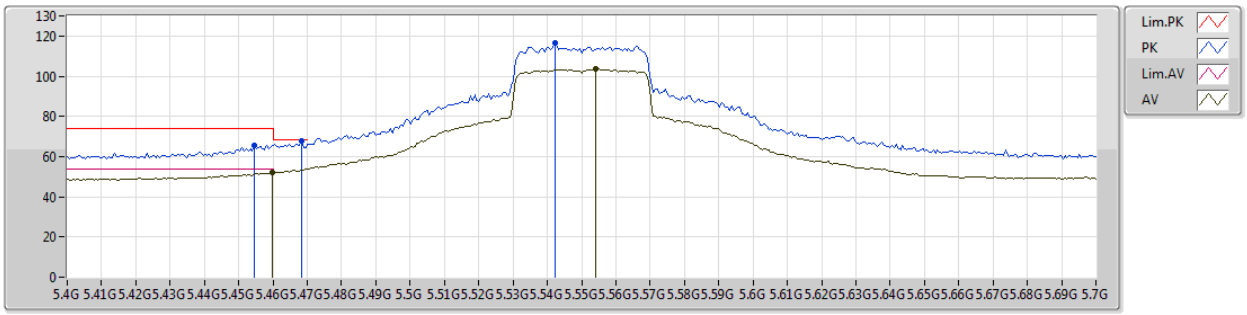

EUT Y_1TX
Setting 75
02-C-5-10
FSP
ANT6

Type	Freq	Level	Limit	Margin	Factor	Dist	Condition	Azimuth	Height	Comments
	(Hz)	(dBuV/m)	(dBuV/m)	(dB)	(dB)	(m)		(°)	(m)	
PK	5.4546G	65.52	74.00	-8.48	8.54	3	Vertical	346	2.46	-
AV	5.4597G	52.24	54.00	-1.76	8.55	3	Vertical	346	2.46	-
PK	5.4684G	68.03	68.20	-0.17	8.56	3	Vertical	346	2.46	-
PK	5.5422G	116.35	Inf	-Inf	8.63	3	Vertical	346	2.46	-
AV	5.5542G	103.61	Inf	-Inf	8.63	3	Vertical	346	2.46	-

802.11ax HEW40_Nss1,(MCS0)_1TX

5550MHz_TX

07/03/2019

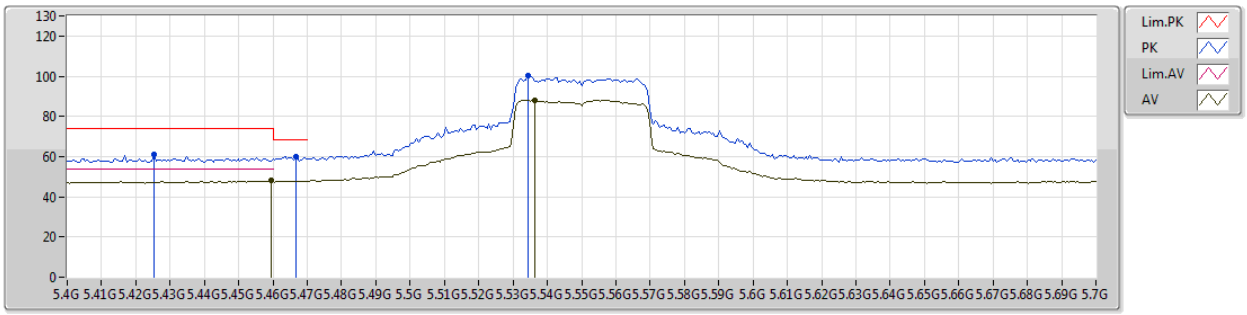

EUT Y_1TX
Setting 75
02-C-5-10
FSP
ANT6

Type	Freq	Level	Limit	Margin	Factor	Dist	Condition	Azimuth	Height	Comments
	(Hz)	(dBuV/m)	(dBuV/m)	(dB)	(dB)	(m)		(°)	(m)	
PK	5.4252G	60.95	74.00	-13.05	8.49	3	Horizontal	60	1.05	-
AV	5.4594G	48.07	54.00	-5.93	8.55	3	Horizontal	60	1.05	-
PK	5.4666G	59.98	68.20	-8.22	8.56	3	Horizontal	60	1.05	-
PK	5.5344G	100.20	Inf	-Inf	8.63	3	Horizontal	60	1.05	-
AV	5.5362G	88.04	Inf	-Inf	8.63	3	Horizontal	60	1.05	-

802.11ax HEW40_Nss1,(MCS0)_1TX

5670MHz_TX

07/03/2019

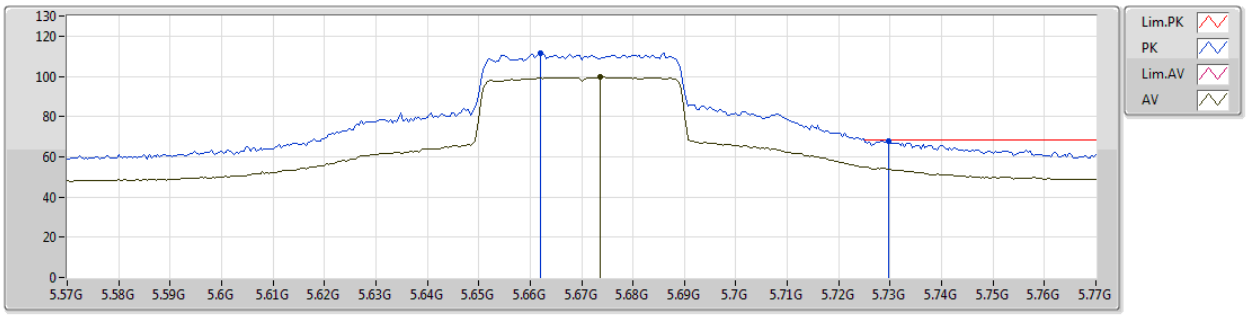

EUT Y_1TX
Setting 60
02-C-5-10
FSP
ANT6

Type	Freq	Level	Limit	Margin	Factor	Dist	Condition	Azimuth	Height	Comments
	(Hz)	(dBuV/m)	(dBuV/m)	(dB)	(dB)	(m)		(°)	(m)	
PK	5.662G	111.75	Inf	-Inf	8.72	3	Vertical	350	2.27	-
AV	5.6736G	99.52	Inf	-Inf	8.73	3	Vertical	350	2.27	-
PK	5.7296G	67.98	68.20	-0.22	8.81	3	Vertical	350	2.27	-

802.11ax HEW40_Nss1,(MCS0)_1TX

5670MHz_TX

07/03/2019

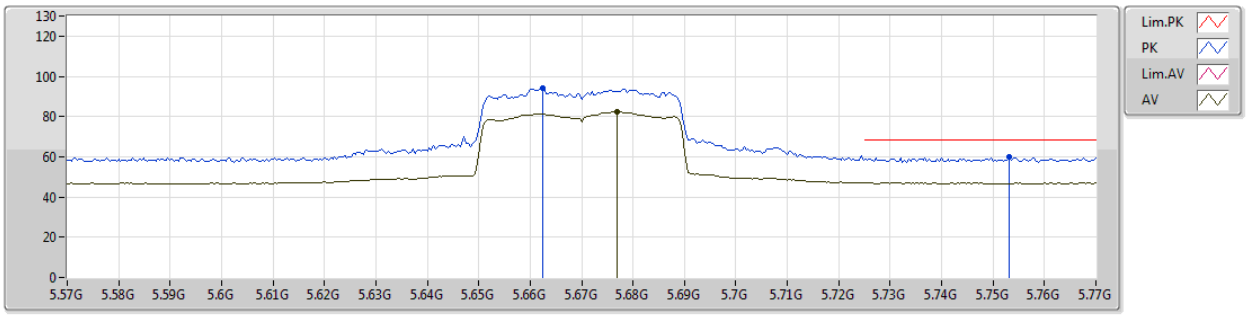

EUT Y_1TX
Setting 60
02-C-5-10
FSP
ANT6

Type	Freq	Level	Limit	Margin	Factor	Dist	Condition	Azimuth	Height	Comments
	(Hz)	(dBuV/m)	(dBuV/m)	(dB)	(dB)	(m)		(°)	(m)	
PK	5.6624G	94.18	Inf	-Inf	8.72	3	Horizontal	32	2.49	-
AV	5.6768G	82.34	Inf	-Inf	8.75	3	Horizontal	32	2.49	-
PK	5.7532G	59.75	68.20	-8.45	8.83	3	Horizontal	32	2.49	-

802.11ax HEW40_Nss1,(MCS0)_1TX

5710MHz Straddle 5.47-5.725GHz_TX

07/03/2019

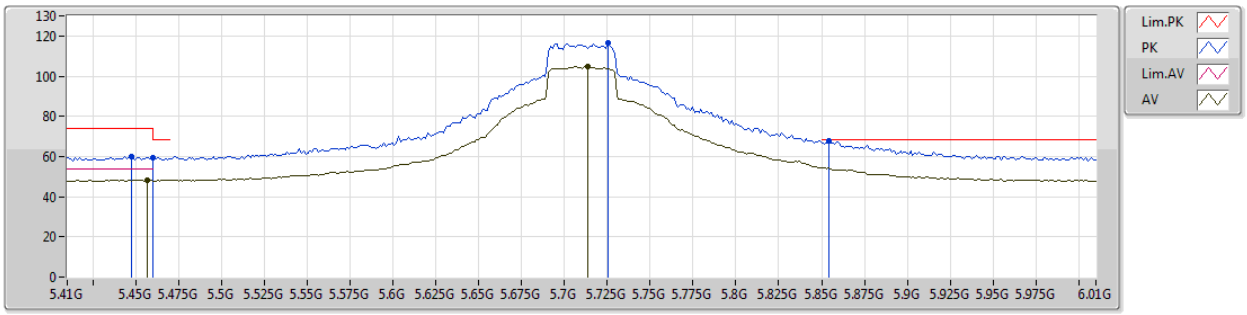

EUT Y_1TX
Setting 87
02-C-5-10
FSP
ANT6

Type	Freq	Level	Limit	Margin	Factor	Dist	Condition	Azimuth	Height	Comments
	(Hz)	(dBuV/m)	(dBuV/m)	(dB)	(dB)	(m)		(°)	(m)	
PK	5.4472G	60.17	74.00	-13.83	8.52	3	Vertical	349	2.36	-
AV	5.4568G	48.36	54.00	-5.64	8.54	3	Vertical	349	2.36	-
PK	5.4601G	59.39	68.20	-8.81	8.55	3	Vertical	349	2.36	-
PK	5.7256G	116.45	Inf	-Inf	8.80	3	Vertical	349	2.36	-
AV	5.7136G	104.66	Inf	-Inf	8.78	3	Vertical	349	2.36	-
PK	5.854G	67.81	68.20	-0.39	8.86	3	Vertical	349	2.36	-

802.11ax HEW40_Nss1,(MCS0)_1TX

5710MHz Straddle 5.47-5.725GHz_TX

07/03/2019

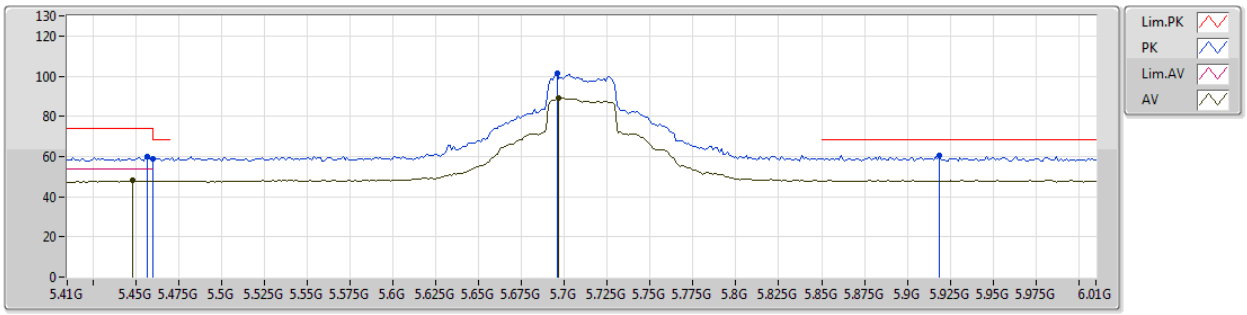

EUT Y_1TX
Setting 87
02-C-5-10
FSP
ANT6

Type	Freq	Level	Limit	Margin	Factor	Dist	Condition	Azimuth	Height	Comments
	(Hz)	(dBuV/m)	(dBuV/m)	(dB)	(dB)	(m)		(°)	(m)	
PK	5.4568G	60.03	74.00	-13.97	8.54	3	Horizontal	33	2.17	-
AV	5.4484G	48.11	54.00	-5.89	8.52	3	Horizontal	33	2.17	-
PK	5.4602G	59.00	68.20	-9.20	8.55	3	Horizontal	33	2.17	-
PK	5.6956G	101.16	Inf	-Inf	8.76	3	Horizontal	33	2.17	-
AV	5.6968G	89.05	Inf	-Inf	8.77	3	Horizontal	33	2.17	-
PK	5.9188G	60.71	68.20	-7.49	8.85	3	Horizontal	33	2.17	-

802.11ax HEW80_Nss1,(MCS0)_1TX

5290MHz_TX

19/03/2019

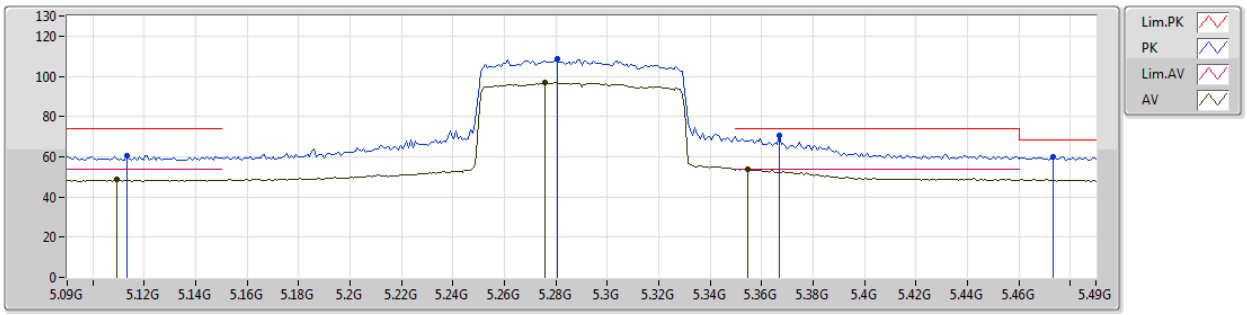

EUT Y_1TX
Setting 54
02-C-5-10
FSP
ANT6

Type	Freq	Level	Limit	Margin	Factor	Dist	Condition	Azimuth	Height	Comments
	(Hz)	(dBuV/m)	(dBuV/m)	(dB)	(dB)	(m)		(°)	(m)	
PK	5.1132G	60.44	74.00	-13.56	7.96	3	Vertical	343	2.44	-
AV	5.1092G	48.62	54.00	-5.38	7.96	3	Vertical	343	2.44	-
PK	5.2804G	108.56	Inf	-Inf	8.28	3	Vertical	343	2.44	-
AV	5.2756G	96.67	Inf	-Inf	8.27	3	Vertical	343	2.44	-
PK	5.3668G	70.80	74.00	-3.20	8.39	3	Vertical	343	2.44	-
AV	5.3548G	53.98	54.00	-0.02	8.38	3	Vertical	343	2.44	-
PK	5.4732G	60.08	68.20	-8.12	8.57	3	Vertical	343	2.44	-

802.11ax HEW80_Nss1,(MCS0)_1TX

5290MHz_TX

19/03/2019

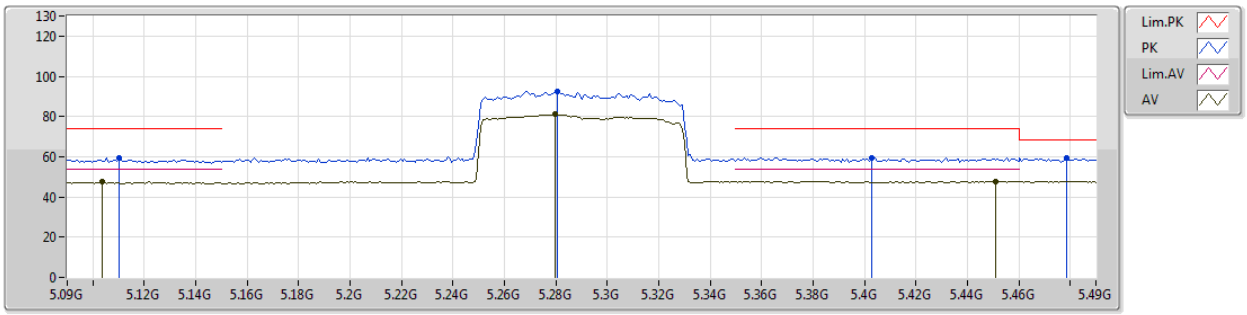

EUT Y_1TX
Setting 54
02-C-5-10
FSP
ANT6

Type	Freq	Level	Limit	Margin	Factor	Dist	Condition	Azimuth	Height	Comments
	(Hz)	(dBuV/m)	(dBuV/m)	(dB)	(dB)	(m)		(°)	(m)	
PK	5.11G	59.19	74.00	-14.81	7.96	3	Horizontal	50	1.48	-
AV	5.1036G	47.40	54.00	-6.60	7.94	3	Horizontal	50	1.48	-
PK	5.2804G	92.69	Inf	-Inf	8.28	3	Horizontal	50	1.48	-
AV	5.2796G	80.98	Inf	-Inf	8.28	3	Horizontal	50	1.48	-
PK	5.4028G	59.59	74.00	-14.41	8.44	3	Horizontal	50	1.48	-
AV	5.4508G	47.78	54.00	-6.22	8.54	3	Horizontal	50	1.48	-
PK	5.4788G	59.43	68.20	-8.77	8.58	3	Horizontal	50	1.48	-

802.11ax HEW80_Nss1,(MCS0)_1TX

5530MHz_TX

19/03/2019

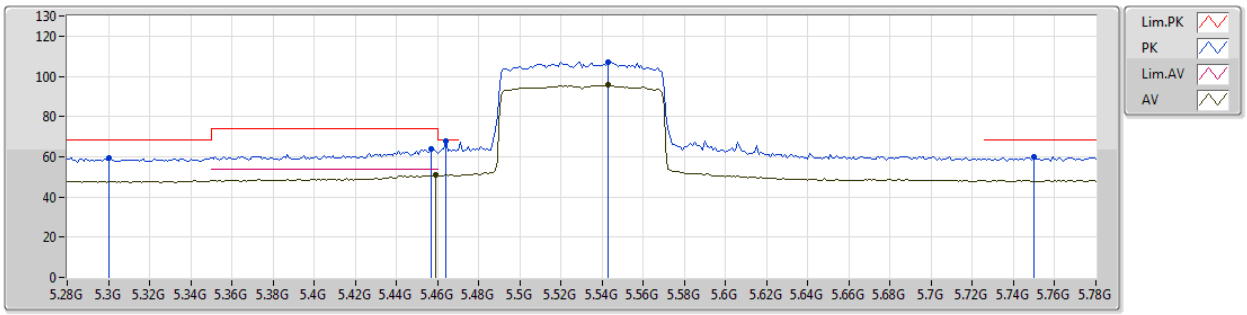

EUT Y_1TX
Setting 54
02-C-5-10
FSP
ANT6

Type	Freq	Level	Limit	Margin	Factor	Dist	Condition	Azimuth	Height	Comments
	(Hz)	(dBuV/m)	(dBuV/m)	(dB)	(dB)	(m)		(°)	(m)	
PK	5.457G	63.93	74.00	-10.07	8.54	3	Vertical	342	2.37	-
AV	5.459G	50.72	54.00	-3.28	8.55	3	Vertical	342	2.37	-
PK	5.464G	68.08	68.20	-0.12	8.55	3	Vertical	342	2.37	-
PK	5.543G	107.08	Inf	-Inf	8.63	3	Vertical	342	2.37	-
AV	5.543G	95.58	Inf	-Inf	8.63	3	Vertical	342	2.37	-
PK	5.75G	60.04	68.20	-8.16	8.83	3	Vertical	342	2.37	-
PK	5.3G	59.47	68.20	-8.73	8.31	3	Vertical	342	2.37	-

802.11ax HEW80_Nss1,(MCS0)_1TX

5530MHz_TX

19/03/2019

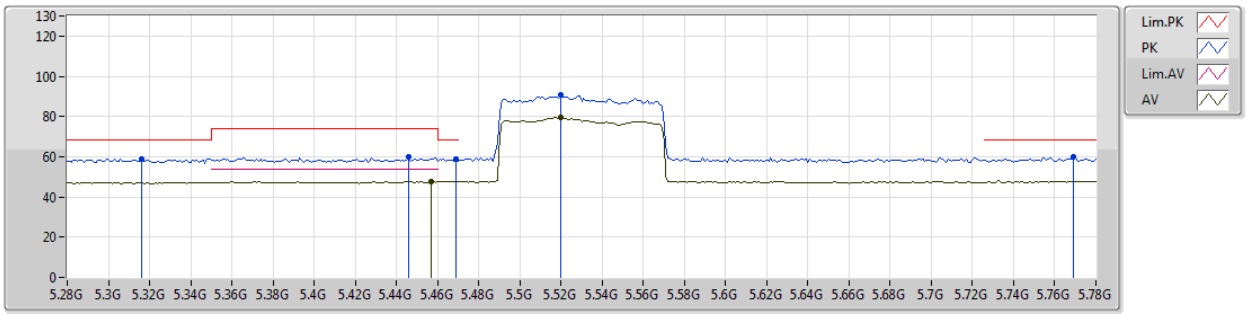

EUT Y_1TX
Setting 54
02-C-5-10
FSP
ANT6

Type	Freq	Level	Limit	Margin	Factor	Dist	Condition	Azimuth	Height	Comments
	(Hz)	(dBuV/m)	(dBuV/m)	(dB)	(dB)	(m)		(°)	(m)	
PK	5.446G	59.85	74.00	-14.15	8.52	3	Horizontal	66	1.51	-
AV	5.457G	47.67	54.00	-6.33	8.54	3	Horizontal	66	1.51	-
PK	5.469G	58.84	68.20	-9.36	8.56	3	Horizontal	66	1.51	-
PK	5.52G	91.02	Inf	-Inf	8.62	3	Horizontal	66	1.51	-
AV	5.52G	79.36	Inf	-Inf	8.62	3	Horizontal	66	1.51	-
PK	5.769G	59.77	68.20	-8.43	8.84	3	Horizontal	66	1.51	-
PK	5.316G	59.11	68.20	-9.09	8.33	3	Horizontal	66	1.51	-

802.11ax HEW80_Nss1,(MCS0)_1TX

5610MHz_TX

07/03/2019

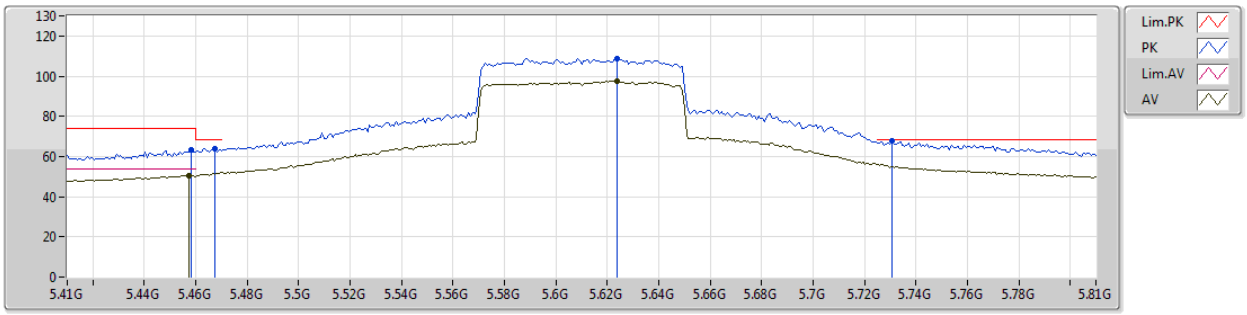

EUT Y_1TX
Setting 65
02-C-5-10
FSP
ANT6

Type	Freq	Level	Limit	Margin	Factor	Dist	Condition	Azimuth	Height	Comments
	(Hz)	(dBuV/m)	(dBuV/m)	(dB)	(dB)	(m)		(°)	(m)	
PK	5.458G	63.31	74.00	-10.69	8.55	3	Vertical	350	2.40	-
AV	5.4572G	50.43	54.00	-3.57	8.54	3	Vertical	350	2.40	-
PK	5.4676G	64.04	68.20	-4.16	8.56	3	Vertical	350	2.40	-
PK	5.6236G	108.93	Inf	-Inf	8.66	3	Vertical	350	2.40	-
AV	5.6236G	97.69	Inf	-Inf	8.66	3	Vertical	350	2.40	-
PK	5.7308G	68.03	68.20	-0.17	8.81	3	Vertical	350	2.40	-

802.11ax HEW80_Nss1,(MCS0)_1TX

5610MHz_TX

07/03/2019

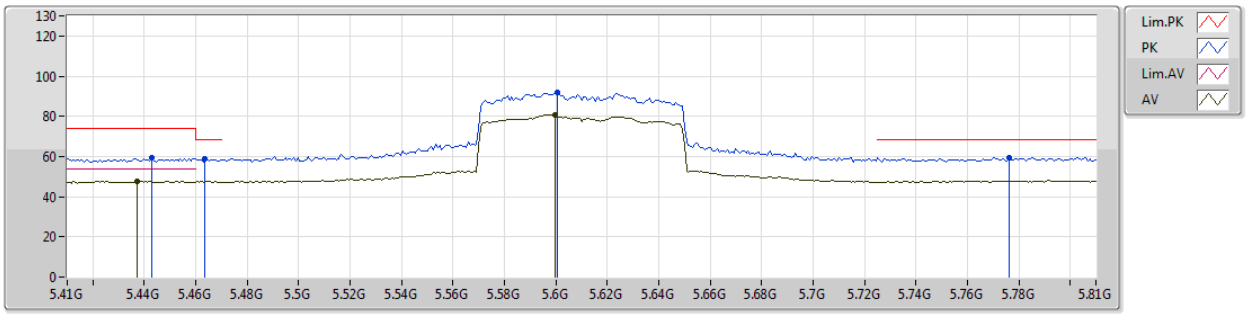

EUT Y_1TX
Setting 65
02-C-5-10
FSP
ANT6

Type	Freq	Level	Limit	Margin	Factor	Dist	Condition	Azimuth	Height	Comments
	(Hz)	(dBuV/m)	(dBuV/m)	(dB)	(dB)	(m)		(°)	(m)	
PK	5.4428G	59.51	74.00	-14.49	8.52	3	Horizontal	57	1.52	-
AV	5.4372G	47.53	54.00	-6.47	8.51	3	Horizontal	57	1.52	-
PK	5.4636G	58.81	68.20	-9.39	8.55	3	Horizontal	57	1.52	-
PK	5.6004G	91.99	Inf	-Inf	8.64	3	Horizontal	57	1.52	-
AV	5.5996G	80.62	Inf	-Inf	8.64	3	Horizontal	57	1.52	-
PK	5.7764G	59.39	68.20	-8.81	8.86	3	Horizontal	57	1.52	-

802.11ax HEW80_Nss1,(MCS0)_1TX

5690MHz Straddle 5.47-5.725GHz_TX

07/03/2019

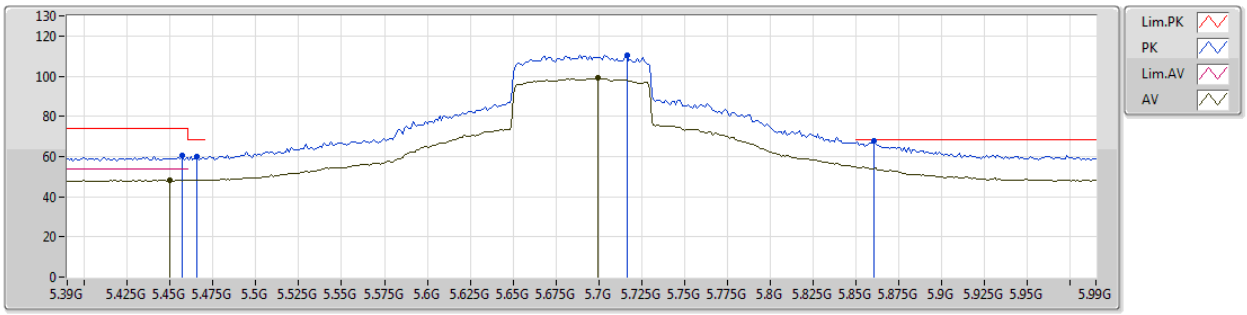

EUT Y_1TX
Setting 71
02-C-5-10
FSP
ANT6

Type	Freq	Level	Limit	Margin	Factor	Dist	Condition	Azimuth	Height	Comments
	(Hz)	(dBuV/m)	(dBuV/m)	(dB)	(dB)	(m)		(°)	(m)	
PK	5.4572G	60.45	74.00	-13.55	8.54	3	Vertical	353	2.47	-
AV	5.45G	48.35	54.00	-5.65	8.54	3	Vertical	353	2.47	-
PK	5.4656G	60.15	68.20	-8.05	8.56	3	Vertical	353	2.47	-
PK	5.7164G	110.51	Inf	-Inf	8.78	3	Vertical	353	2.47	-
AV	5.6996G	99.07	Inf	-Inf	8.77	3	Vertical	353	2.47	-
PK	5.8604G	68.04	68.20	-0.16	8.86	3	Vertical	353	2.47	-

802.11ax HEW80_Nss1,(MCS0)_1TX

5690MHz Straddle 5.47-5.725GHz_TX

07/03/2019

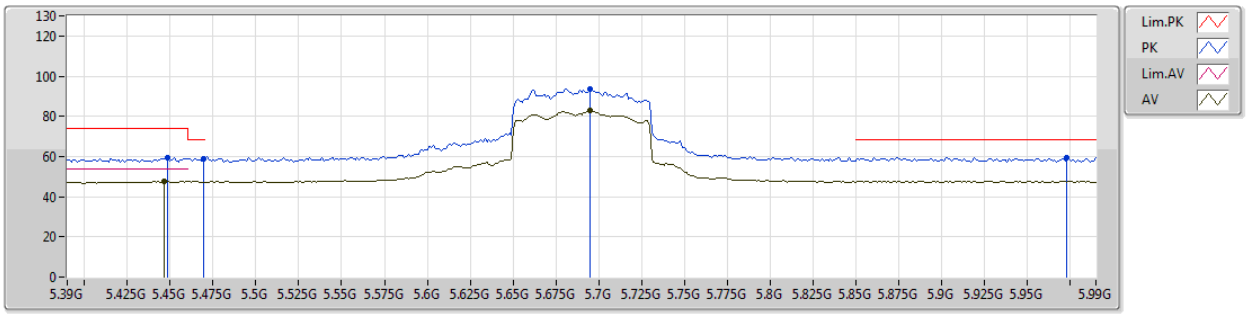

EUT Y_1TX
Setting 71
02-C-5-10
FSP
ANT6

Type	Freq	Level	Limit	Margin	Factor	Dist	Condition	Azimuth	Height	Comments
	(Hz)	(dBuV/m)	(dBuV/m)	(dB)	(dB)	(m)		(°)	(m)	
PK	5.4488G	59.17	74.00	-14.83	8.52	3	Horizontal	39	2.51	-
AV	5.4464G	47.59	54.00	-6.41	8.52	3	Horizontal	39	2.51	-
PK	5.4692G	58.87	68.20	-9.33	8.56	3	Horizontal	39	2.51	-
PK	5.6948G	93.83	Inf	-Inf	8.76	3	Horizontal	39	2.51	-
AV	5.6948G	82.85	Inf	-Inf	8.76	3	Horizontal	39	2.51	-
PK	5.9732G	59.61	68.20	-8.59	8.84	3	Horizontal	39	2.51	-

802.11ax HEW160_Nss1,(MCS0)_1TX

5250MHz Straddle 5.25-5.35GHz_TX

19/03/2019

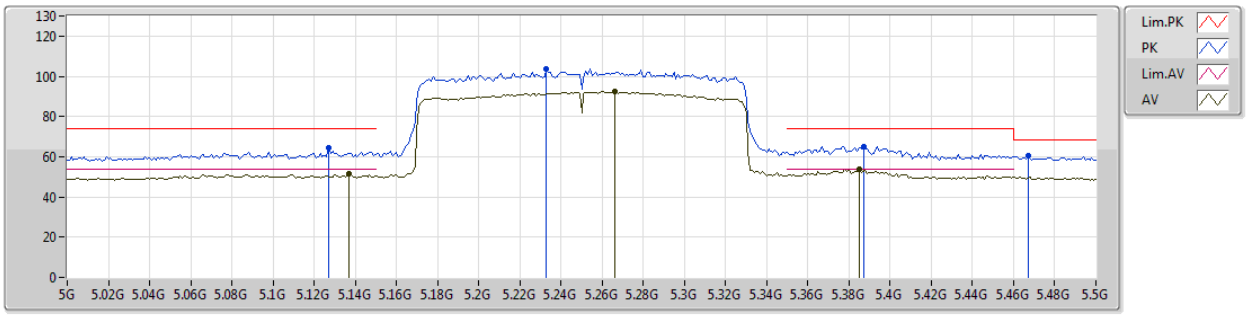

EUT Y_1TX
Setting 50
02-C-5-10
FSP
ANT6

Type	Freq	Level	Limit	Margin	Factor	Dist	Condition	Azimuth	Height	Comments
	(Hz)	(dBuV/m)	(dBuV/m)	(dB)	(dB)	(m)		(°)	(m)	
PK	5.127G	64.68	74.00	-9.32	8.00	3	Vertical	336	2.45	-
AV	5.137G	51.46	54.00	-2.54	8.02	3	Vertical	336	2.45	-
PK	5.233G	103.51	Inf	-Inf	8.21	3	Vertical	336	2.45	-
AV	5.266G	92.28	Inf	-Inf	8.26	3	Vertical	336	2.45	-
PK	5.387G	65.05	74.00	-8.95	8.43	3	Vertical	336	2.45	-
AV	5.385G	53.77	54.00	-0.23	8.42	3	Vertical	336	2.45	-
PK	5.467G	60.39	68.20	-7.81	8.56	3	Vertical	336	2.45	-

802.11ax HEW160_Nss1,(MCS0)_1TX

5250MHz Straddle 5.25-5.35GHz_TX

19/03/2019

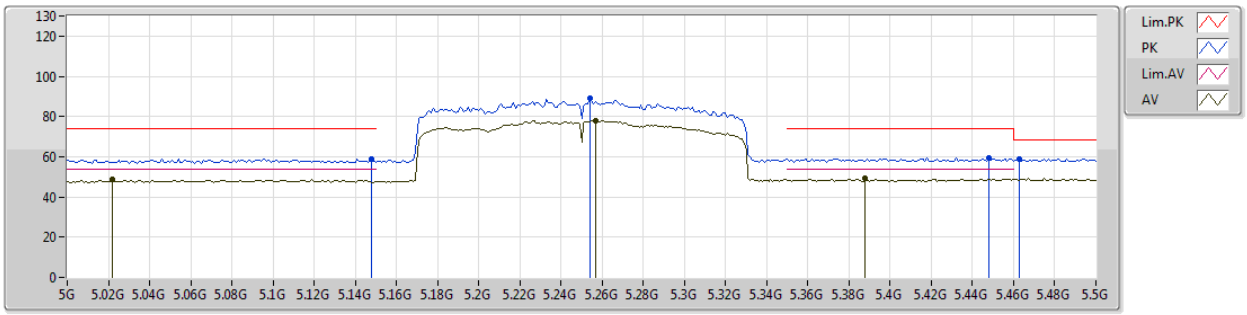

EUT Y_1TX
Setting 50
02-C-5-10
FSP
ANT6

Type	Freq	Level	Limit	Margin	Factor	Dist	Condition	Azimuth	Height	Comments
	(Hz)	(dBuV/m)	(dBuV/m)	(dB)	(dB)	(m)		(°)	(m)	
PK	5.148G	59.03	74.00	-14.97	8.04	3	Horizontal	53	2.57	-
AV	5.022G	48.62	54.00	-5.38	7.73	3	Horizontal	53	2.57	-
PK	5.254G	88.95	Inf	-Inf	8.24	3	Horizontal	53	2.57	-
AV	5.257G	77.88	Inf	-Inf	8.25	3	Horizontal	53	2.57	-
PK	5.448G	59.26	74.00	-14.74	8.52	3	Horizontal	53	2.57	-
AV	5.388G	49.06	54.00	-4.94	8.43	3	Horizontal	53	2.57	-
PK	5.463G	59.01	68.20	-9.19	8.55	3	Horizontal	53	2.57	-

802.11ax HEW160_Nss1,(MCS0)_1TX

5570MHz_TX

19/03/2019

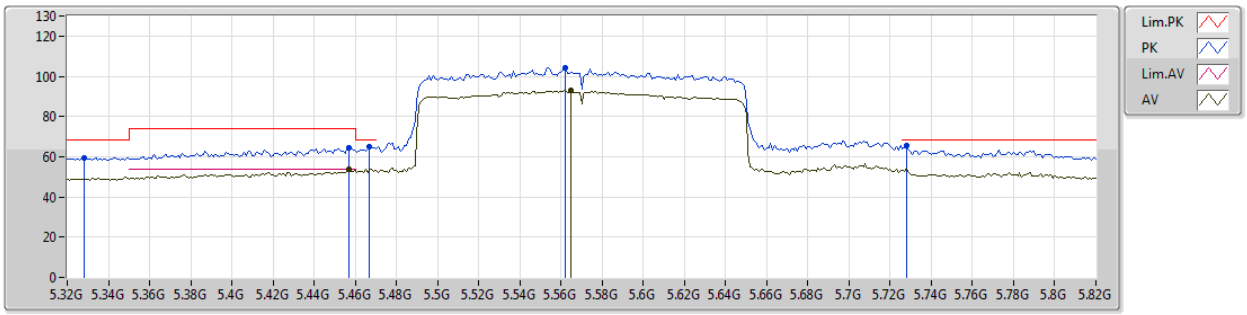

EUT Y_1TX
Setting 51
02-C-5-10
FSP
ANT6

Type	Freq	Level	Limit	Margin	Factor	Dist	Condition	Azimuth	Height	Comments
	(Hz)	(dBuV/m)	(dBuV/m)	(dB)	(dB)	(m)		(°)	(m)	
PK	5.457G	64.48	74.00	-9.52	8.54	3	Vertical	344	2.34	-
AV	5.457G	53.82	54.00	-0.18	8.54	3	Vertical	344	2.34	-
PK	5.467G	64.77	68.20	-3.43	8.56	3	Vertical	344	2.34	-
PK	5.562G	104.01	Inf	-Inf	8.63	3	Vertical	344	2.34	-
AV	5.565G	92.94	Inf	-Inf	8.63	3	Vertical	344	2.34	-
PK	5.728G	65.32	68.20	-2.88	8.81	3	Vertical	344	2.34	-
PK	5.328G	59.45	68.20	-8.75	8.35	3	Vertical	344	2.34	-

802.11ax HEW160_Nss1,(MCS0)_1TX

5570MHz_TX

19/03/2019

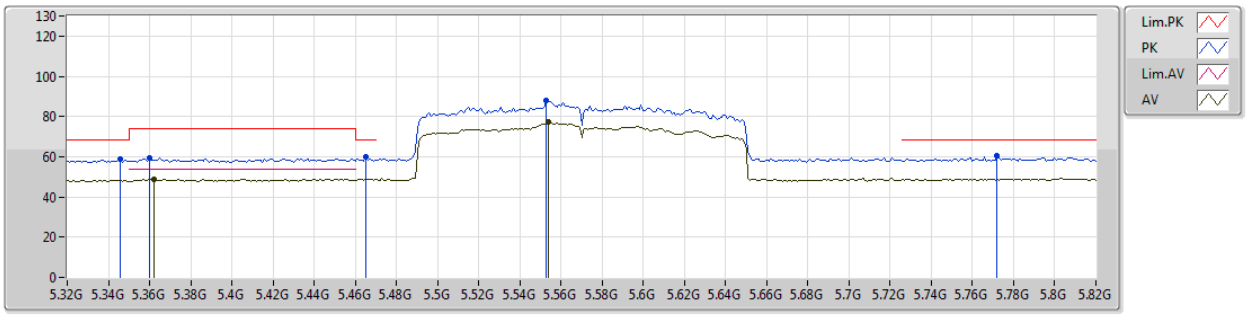

EUT Y_1TX
Setting 51
02-C-5-10
FSP
ANT6

Type	Freq	Level	Limit	Margin	Factor	Dist	Condition	Azimuth	Height	Comments
	(Hz)	(dBuV/m)	(dBuV/m)	(dB)	(dB)	(m)		(°)	(m)	
PK	5.36G	59.26	74.00	-14.74	8.39	3	Horizontal	57	1.51	-
AV	5.362G	48.97	54.00	-5.03	8.39	3	Horizontal	57	1.51	-
PK	5.465G	59.78	68.20	-8.42	8.55	3	Horizontal	57	1.51	-
PK	5.553G	88.07	Inf	-Inf	8.63	3	Horizontal	57	1.51	-
AV	5.554G	77.10	Inf	-Inf	8.63	3	Horizontal	57	1.51	-
PK	5.772G	60.38	68.20	-7.82	8.84	3	Horizontal	57	1.51	-
PK	5.346G	58.78	68.20	-9.42	8.37	3	Horizontal	57	1.51	-

For Non-beamforming / 2T2S mode
Summary

Mode	Result	Type	Freq (Hz)	Level (dBuV/m)	Limit (dBuV/m)	Margin (dB)	Factor (dB)	Dist (m)	Condition	Azimuth (°)	Height (m)	Comments
5.47-5.725GHz	-	-	-	-	-	-	-	-	-	-	-	-
802.11ax HEW20_Nss2,(MCS0)_2TX	Pass	PK	5.7252G	68.19	68.20	-0.01	8.80	3	Vertical	339	2.36	-

802.11ax HEW20_Nss2,(MCS0)_2TX

5260MHz_TX

06/03/2019

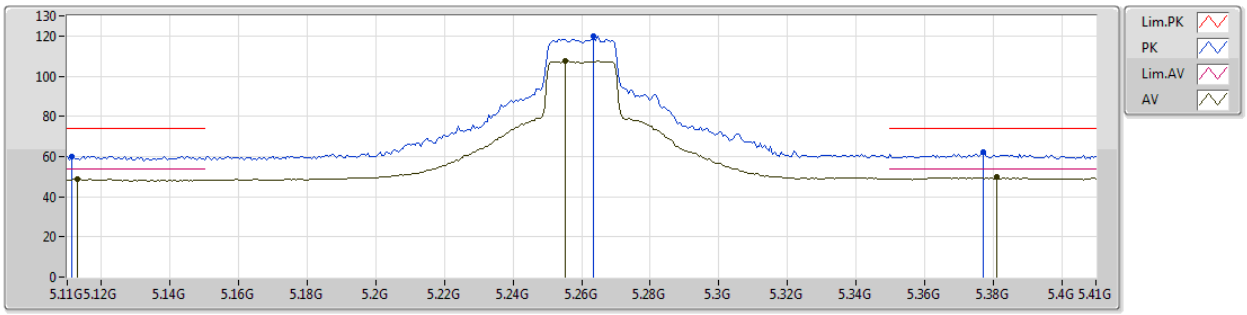

EUT Y_2TX
Setting 71
02-M-1-10
FSP
ANT6

Type	Freq	Level	Limit	Margin	Factor	Dist	Condition	Azimuth	Height	Comments
	(Hz)	(dBuV/m)	(dBuV/m)	(dB)	(dB)	(m)		(°)	(m)	
PK	5.1112G	60.21	74.00	-13.79	7.96	3	Vertical	328	2.33	-
AV	5.113G	48.77	54.00	-5.23	7.96	3	Vertical	328	2.33	-
PK	5.2636G	119.79	Inf	-Inf	8.26	3	Vertical	328	2.33	-
AV	5.2552G	107.84	Inf	-Inf	8.25	3	Vertical	328	2.33	-
PK	5.377G	61.92	74.00	-12.08	8.41	3	Vertical	328	2.33	-
AV	5.3812G	49.77	54.00	-4.23	8.42	3	Vertical	328	2.33	-

802.11ax HEW20_Nss2,(MCS0)_2TX

5260MHz_TX

06/03/2019

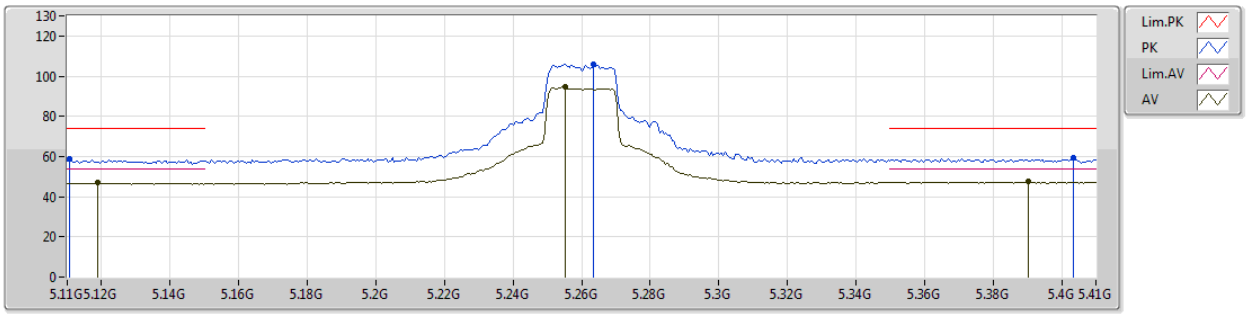

EUT Y_2TX
Setting 71
02-M-1-10
FSP
ANT6

Type	Freq	Level	Limit	Margin	Factor	Dist	Condition	Azimuth	Height	Comments
	(Hz)	(dBuV/m)	(dBuV/m)	(dB)	(dB)	(m)		(°)	(m)	
PK	5.1106G	58.65	74.00	-15.35	7.96	3	Horizontal	43	1.01	-
AV	5.119G	46.84	54.00	-7.16	7.98	3	Horizontal	43	1.01	-
PK	5.2636G	106.14	Inf	-Inf	8.26	3	Horizontal	43	1.01	-
AV	5.2552G	94.88	Inf	-Inf	8.25	3	Horizontal	43	1.01	-
PK	5.4034G	59.26	74.00	-14.74	8.44	3	Horizontal	43	1.01	-
AV	5.3902G	47.40	54.00	-6.60	8.43	3	Horizontal	43	1.01	-

802.11ax HEW20_Nss2,(MCS0)_2TX

5300MHz_TX

06/03/2019

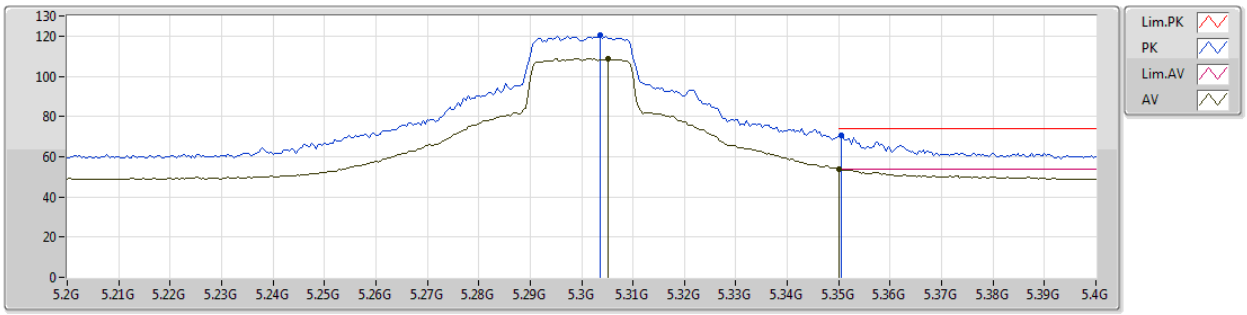

EUT Y_2TX
Setting 73
02-M-1-10
FSP
ANT6

Type	Freq	Level	Limit	Margin	Factor	Dist	Condition	Azimuth	Height	Comments
	(Hz)	(dBuV/m)	(dBuV/m)	(dB)	(dB)	(m)		(°)	(m)	
PK	5.3036G	120.38	Inf	-Inf	8.31	3	Vertical	336	2.38	-
AV	5.3052G	108.64	Inf	-Inf	8.32	3	Vertical	336	2.38	-
PK	5.3504G	70.53	74.00	-3.47	8.38	3	Vertical	336	2.38	-
AV	5.35G	53.82	54.00	-0.18	8.38	3	Vertical	336	2.38	-

802.11ax HEW20_Nss2,(MCS0)_2TX

5300MHz_TX

06/03/2019

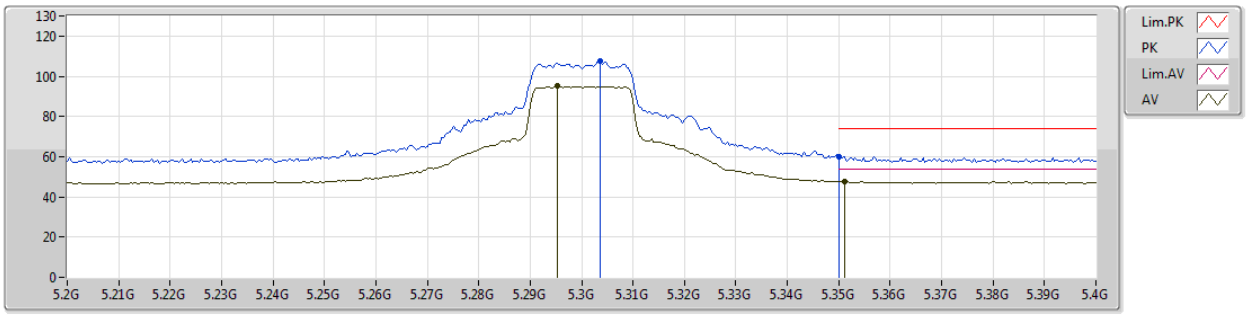

EUT Y_2TX
Setting 73
02-M-1-10
FSP
ANT6

Type	Freq	Level	Limit	Margin	Factor	Dist	Condition	Azimuth	Height	Comments
	(Hz)	(dBuV/m)	(dBuV/m)	(dB)	(dB)	(m)		(°)	(m)	
PK	5.3036G	107.63	Inf	-Inf	8.31	3	Horizontal	19	1.02	-
AV	5.2952G	95.25	Inf	-Inf	8.30	3	Horizontal	19	1.02	-
PK	5.35G	60.23	74.00	-13.77	8.38	3	Horizontal	19	1.02	-
AV	5.3512G	47.65	54.00	-6.35	8.38	3	Horizontal	19	1.02	-

802.11ax HEW20_Nss2,(MCS0)_2TX

5320MHz_TX

06/03/2019

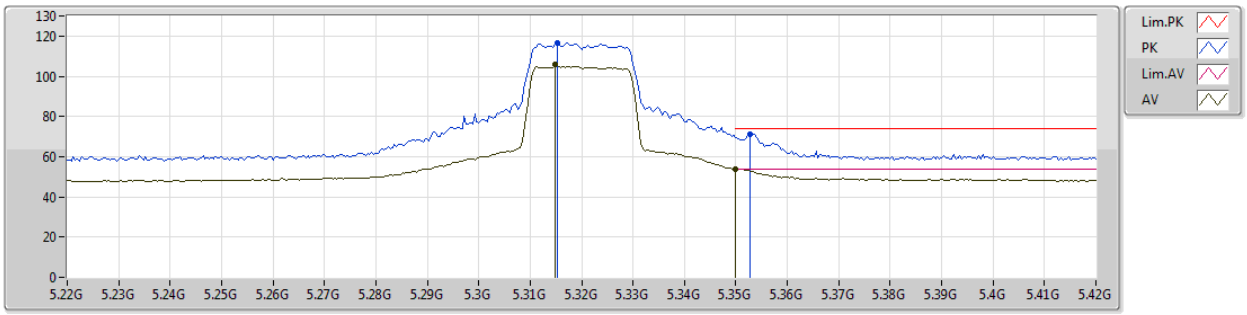

EUT Y_2TX
Setting 58
02-M-1-10
FSP
ANT6

Type	Freq	Level	Limit	Margin	Factor	Dist	Condition	Azimuth	Height	Comments
	(Hz)	(dBuV/m)	(dBuV/m)	(dB)	(dB)	(m)		(°)	(m)	
PK	5.3152G	116.64	Inf	-Inf	8.33	3	Vertical	332	2.40	-
AV	5.3148G	105.66	Inf	-Inf	8.33	3	Vertical	332	2.40	-
PK	5.3528G	71.38	74.00	-2.62	8.38	3	Vertical	332	2.40	-
AV	5.35G	53.85	54.00	-0.15	8.38	3	Vertical	332	2.40	-

802.11ax HEW20_Nss2,(MCS0)_2TX

5320MHz_TX

06/03/2019

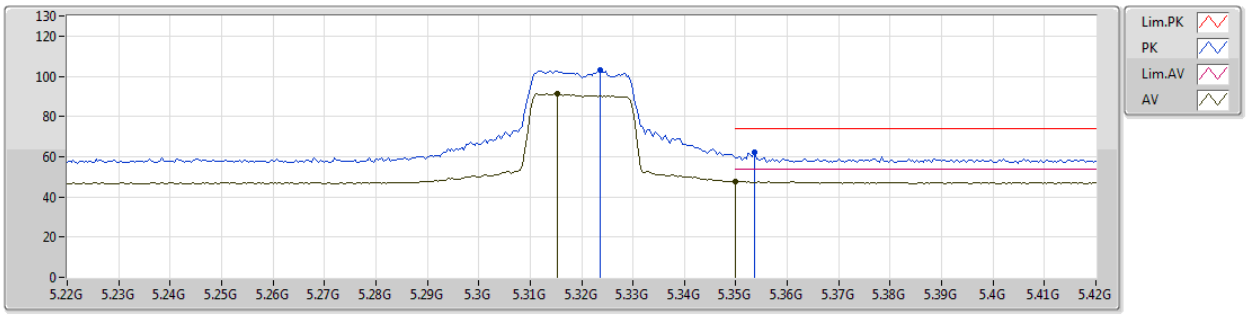

EUT Y_2TX
Setting 58
02-M-1-10
FSP
ANT6

Type	Freq	Level	Limit	Margin	Factor	Dist	Condition	Azimuth	Height	Comments
	(Hz)	(dBuV/m)	(dBuV/m)	(dB)	(dB)	(m)		(°)	(m)	
PK	5.3236G	103.30	Inf	-Inf	8.34	3	Horizontal	19	1.01	-
AV	5.3152G	91.39	Inf	-Inf	8.33	3	Horizontal	19	1.01	-
PK	5.3536G	61.93	74.00	-12.07	8.38	3	Horizontal	19	1.01	-
AV	5.35G	47.72	54.00	-6.28	8.38	3	Horizontal	19	1.01	-

802.11ax HEW20_Nss2,(MCS0)_2TX

5500MHz_TX

06/03/2019

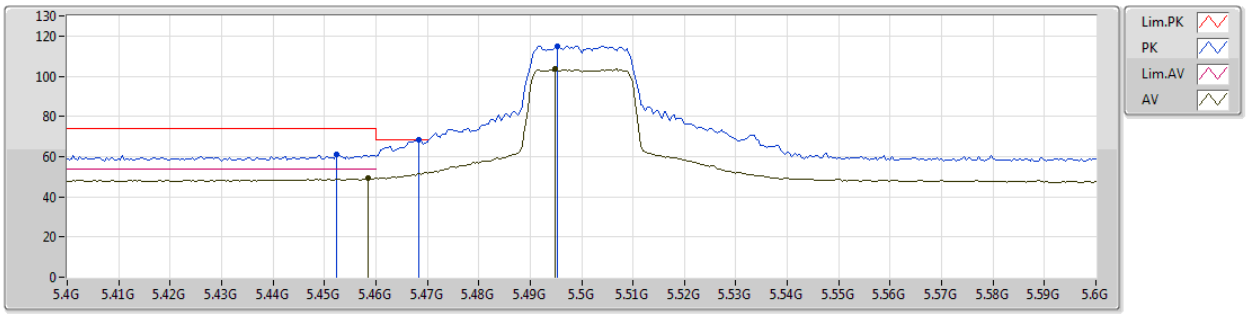

EUT Y_2TX
Setting 53
02-M-1-10
FSP
ANT6

Type	Freq	Level	Limit	Margin	Factor	Dist	Condition	Azimuth	Height	Comments
	(Hz)	(dBuV/m)	(dBuV/m)	(dB)	(dB)	(m)		(°)	(m)	
PK	5.4524G	61.18	74.00	-12.82	8.54	3	Vertical	335	2.38	-
AV	5.4584G	49.08	54.00	-4.92	8.55	3	Vertical	335	2.38	-
PK	5.4684G	68.14	68.20	-0.06	8.56	3	Vertical	335	2.38	-
PK	5.4952G	115.10	Inf	-Inf	8.61	3	Vertical	335	2.38	-
AV	5.4948G	103.58	Inf	-Inf	8.61	3	Vertical	335	2.38	-

802.11ax HEW20_Nss2,(MCS0)_2TX

5500MHz_TX

06/03/2019

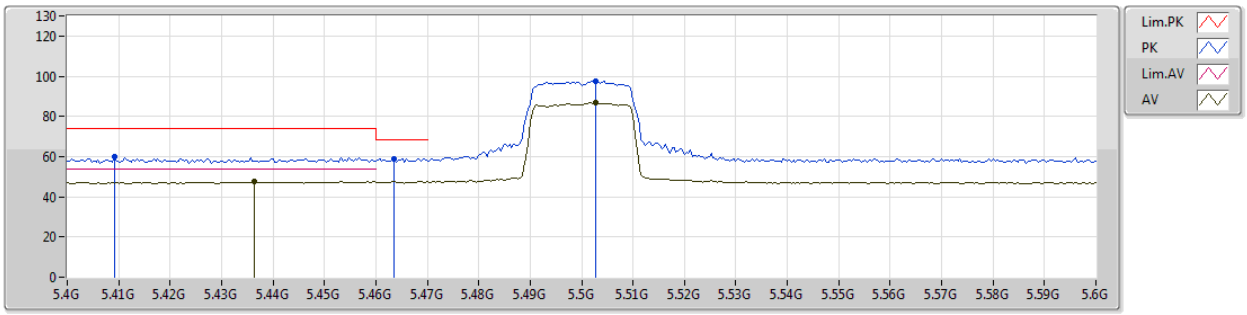

EUT Y_2TX
Setting 53
02-M-1-10
FSP
ANT6

Type	Freq	Level	Limit	Margin	Factor	Dist	Condition	Azimuth	Height	Comments
	(Hz)	(dBuV/m)	(dBuV/m)	(dB)	(dB)	(m)		(°)	(m)	
PK	5.4092G	59.69	74.00	-14.31	8.45	3	Horizontal	3	1.55	-
AV	5.4364G	47.46	54.00	-6.54	8.51	3	Horizontal	3	1.55	-
PK	5.4636G	59.09	68.20	-9.11	8.55	3	Horizontal	3	1.55	-
PK	5.5028G	97.77	Inf	-Inf	8.62	3	Horizontal	3	1.55	-
AV	5.5028G	86.88	Inf	-Inf	8.62	3	Horizontal	3	1.55	-

802.11ax HEW20_Nss2,(MCS0)_2TX

5580MHz_TX

06/03/2019

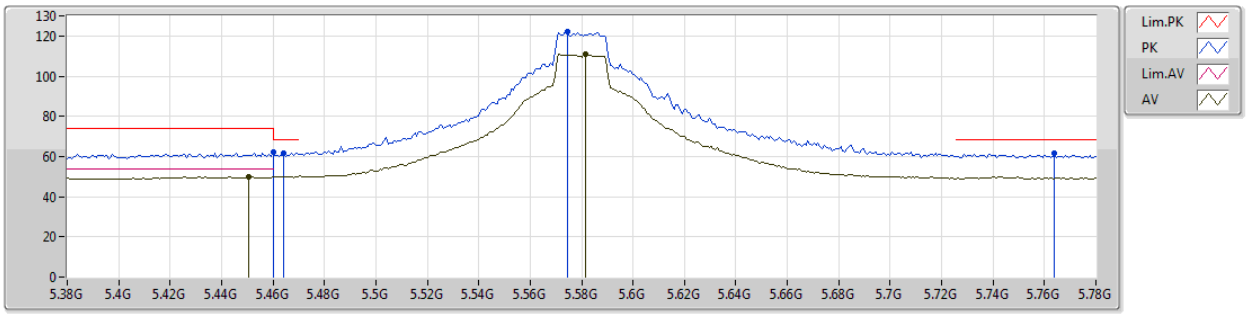

EUT Y_2TX
Setting 93
02-M-1-10
FSP
ANT6

Type	Freq	Level	Limit	Margin	Factor	Dist	Condition	Azimuth	Height	Comments
	(Hz)	(dBuV/m)	(dBuV/m)	(dB)	(dB)	(m)		(°)	(m)	
PK	5.46G	61.94	74.00	-12.06	8.55	3	Vertical	346	2.43	-
AV	5.4504G	49.82	54.00	-4.18	8.54	3	Vertical	346	2.43	-
PK	5.464G	61.52	68.20	-6.68	8.55	3	Vertical	346	2.43	-
PK	5.5744G	122.40	Inf	-Inf	8.63	3	Vertical	346	2.43	-
AV	5.5816G	111.22	Inf	-Inf	8.64	3	Vertical	346	2.43	-
PK	5.764G	61.82	68.20	-6.38	8.83	3	Vertical	346	2.43	-

802.11ax HEW20_Nss2,(MCS0)_2TX

5580MHz_TX

06/03/2019

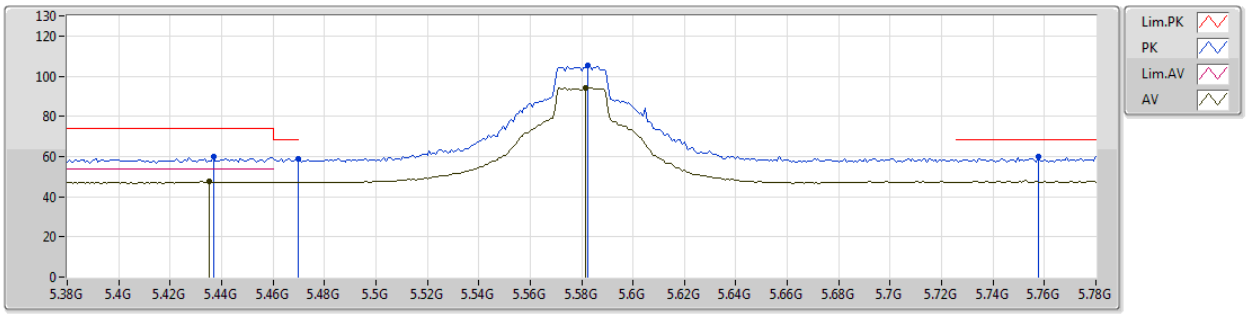

EUT Y_2TX
Setting 93
02-M-1-10
FSP
ANT6

Type	Freq	Level	Limit	Margin	Factor	Dist	Condition	Azimuth	Height	Comments
	(Hz)	(dBuV/m)	(dBuV/m)	(dB)	(dB)	(m)		(°)	(m)	
PK	5.4368G	60.07	74.00	-13.93	8.51	3	Horizontal	314	1.16	-
AV	5.4352G	47.40	54.00	-6.60	8.51	3	Horizontal	314	1.16	-
PK	5.4696G	58.97	68.20	-9.23	8.56	3	Horizontal	314	1.16	-
PK	5.5824G	105.44	Inf	-Inf	8.64	3	Horizontal	314	1.16	-
AV	5.5816G	94.35	Inf	-Inf	8.64	3	Horizontal	314	1.16	-
PK	5.7576G	59.92	68.20	-8.28	8.83	3	Horizontal	314	1.16	-

802.11ax HEW20_Nss2,(MCS0)_2TX

5700MHz_TX

06/03/2019

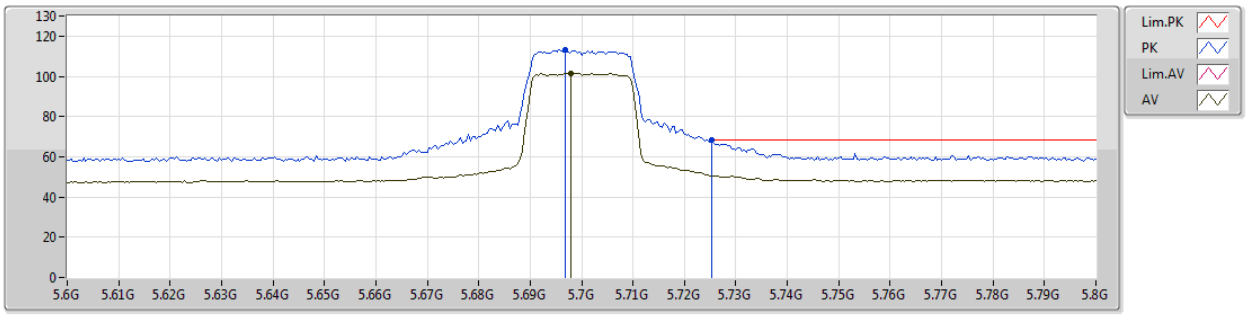

EUT Y_2TX
Setting 47
02-M-1-10
FSP
ANT6

Type	Freq	Level	Limit	Margin	Factor	Dist	Condition	Azimuth	Height	Comments
	(Hz)	(dBuV/m)	(dBuV/m)	(dB)	(dB)	(m)		(°)	(m)	
PK	5.6968G	113.03	Inf	-Inf	8.77	3	Vertical	339	2.36	-
AV	5.698G	101.63	Inf	-Inf	8.77	3	Vertical	339	2.36	-
PK	5.7252G	68.19	68.20	-0.01	8.80	3	Vertical	339	2.36	-

802.11ax HEW20_Nss2,(MCS0)_2TX

5700MHz_TX

06/03/2019

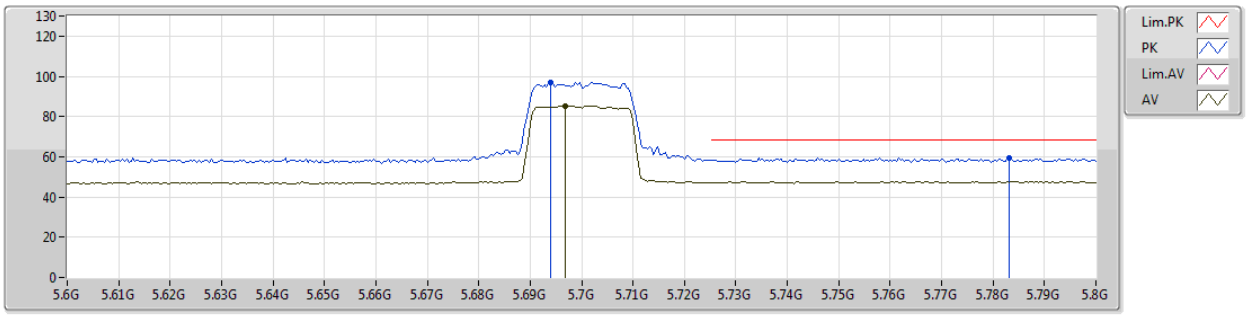

EUT Y_2TX
Setting 47
02-M-1-10
FSP
ANT6

Type	Freq	Level	Limit	Margin	Factor	Dist	Condition	Azimuth	Height	Comments
	(Hz)	(dBuV/m)	(dBuV/m)	(dB)	(dB)	(m)		(°)	(m)	
PK	5.694G	97.15	Inf	-Inf	8.76	3	Horizontal	48	1.07	-
AV	5.6968G	85.30	Inf	-Inf	8.77	3	Horizontal	48	1.07	-
PK	5.7832G	59.61	68.20	-8.59	8.87	3	Horizontal	48	1.07	-

802.11ax HEW20_Nss2,(MCS0)_2TX

5720MHz Straddle 5.47-5.725GHz_TX

06/03/2019

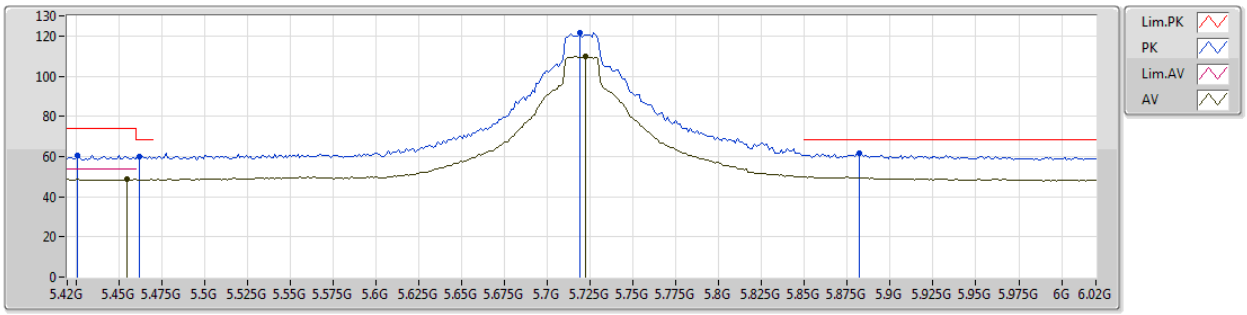

EUT Y_2TX
Setting 94
02-M-1-10
FSP
ANT6

Type	Freq	Level	Limit	Margin	Factor	Dist	Condition	Azimuth	Height	Comments
	(Hz)	(dBuV/m)	(dBuV/m)	(dB)	(dB)	(m)		(°)	(m)	
PK	5.426G	60.68	74.00	-13.32	8.49	3	Vertical	357	2.34	-
AV	5.4548G	48.96	54.00	-5.04	8.54	3	Vertical	357	2.34	-
PK	5.462G	60.01	68.20	-8.19	8.55	3	Vertical	357	2.34	-
PK	5.7188G	121.48	Inf	-Inf	8.78	3	Vertical	357	2.34	-
AV	5.7224G	109.99	Inf	-Inf	8.79	3	Vertical	357	2.34	-
PK	5.882G	61.65	68.20	-6.55	8.87	3	Vertical	357	2.34	-

802.11ax HEW20_Nss2,(MCS0)_2TX

5720MHz Straddle 5.47-5.725GHz_TX

06/03/2019

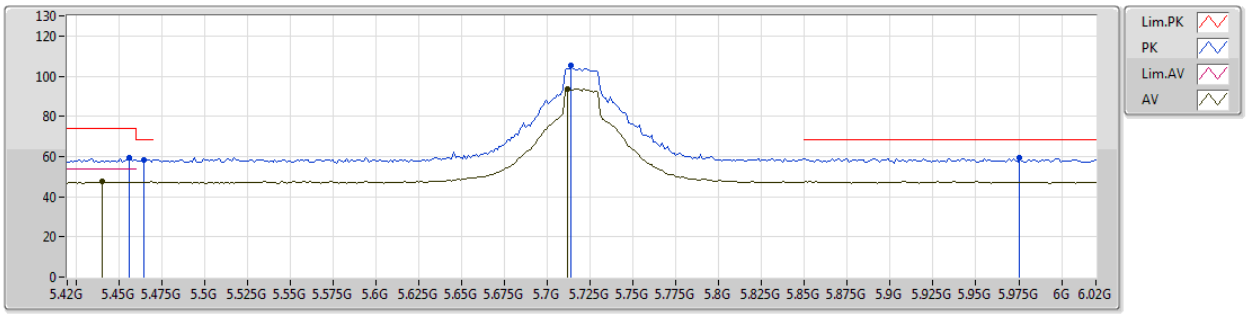

EUT Y_2TX
Setting 94
02-M-1-10
FSP
ANT6

Type	Freq	Level	Limit	Margin	Factor	Dist	Condition	Azimuth	Height	Comments
	(Hz)	(dBuV/m)	(dBuV/m)	(dB)	(dB)	(m)		(°)	(m)	
PK	5.456G	59.35	74.00	-14.65	8.54	3	Horizontal	41	1.04	-
AV	5.4404G	47.56	54.00	-6.44	8.51	3	Horizontal	41	1.04	-
PK	5.4644G	58.47	68.20	-9.73	8.55	3	Horizontal	41	1.04	-
PK	5.714G	105.07	Inf	-Inf	8.78	3	Horizontal	41	1.04	-
AV	5.7116G	93.56	Inf	-Inf	8.79	3	Horizontal	41	1.04	-
PK	5.9756G	59.16	68.20	-9.04	8.85	3	Horizontal	41	1.04	-

802.11ax HEW40_Nss2,(MCS0)_2TX

5270MHz_TX

06/03/2019

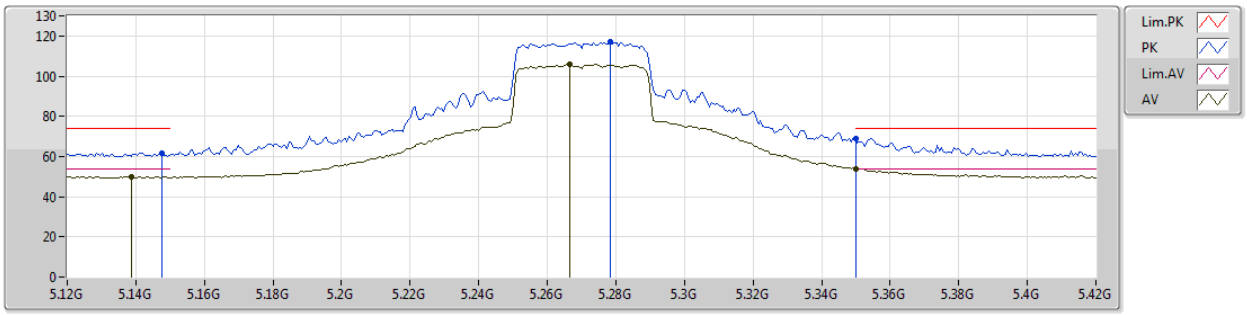

EUT Y_2TX
Setting 69
02-C-5-10
FSP
ANT6

Type	Freq	Level	Limit	Margin	Factor	Dist	Condition	Azimuth	Height	Comments
	(Hz)	(dBuV/m)	(dBuV/m)	(dB)	(dB)	(m)		(°)	(m)	
PK	5.1476G	61.58	74.00	-12.42	8.04	3	Vertical	338	2.41	-
AV	5.1386G	50.13	54.00	-3.87	8.02	3	Vertical	338	2.41	-
PK	5.2784G	116.93	Inf	-Inf	8.27	3	Vertical	338	2.41	-
AV	5.2664G	105.80	Inf	-Inf	8.26	3	Vertical	338	2.41	-
PK	5.35G	68.90	74.00	-5.10	8.38	3	Vertical	338	2.41	-
AV	5.35G	53.93	54.00	-0.07	8.38	3	Vertical	338	2.41	-

802.11ax HEW40_Nss2,(MCS0)_2TX

5270MHz_TX

06/03/2019

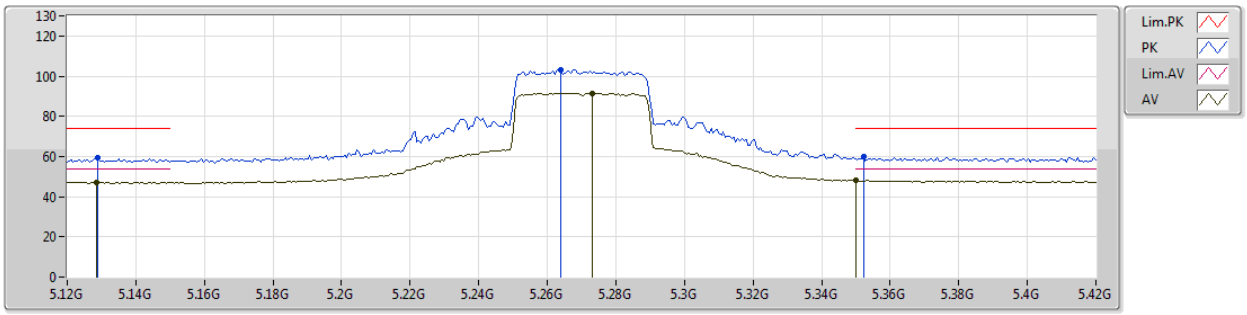

EUT Y_2TX
Setting 69
02-C-5-10
FSP
ANT6

Type	Freq	Level	Limit	Margin	Factor	Dist	Condition	Azimuth	Height	Comments
	(Hz)	(dBuV/m)	(dBuV/m)	(dB)	(dB)	(m)		(°)	(m)	
PK	5.129G	59.25	74.00	-14.75	8.01	3	Horizontal	38	1.02	-
AV	5.1284G	47.21	54.00	-6.79	8.01	3	Horizontal	38	1.02	-
PK	5.264G	103.10	Inf	-Inf	8.26	3	Horizontal	38	1.02	-
AV	5.273G	91.57	Inf	-Inf	8.27	3	Horizontal	38	1.02	-
PK	5.3522G	59.74	74.00	-14.26	8.38	3	Horizontal	38	1.02	-
AV	5.35G	47.94	54.00	-6.06	8.38	3	Horizontal	38	1.02	-

802.11ax HEW40_Nss2,(MCS0)_2TX

5310MHz_TX

06/03/2019

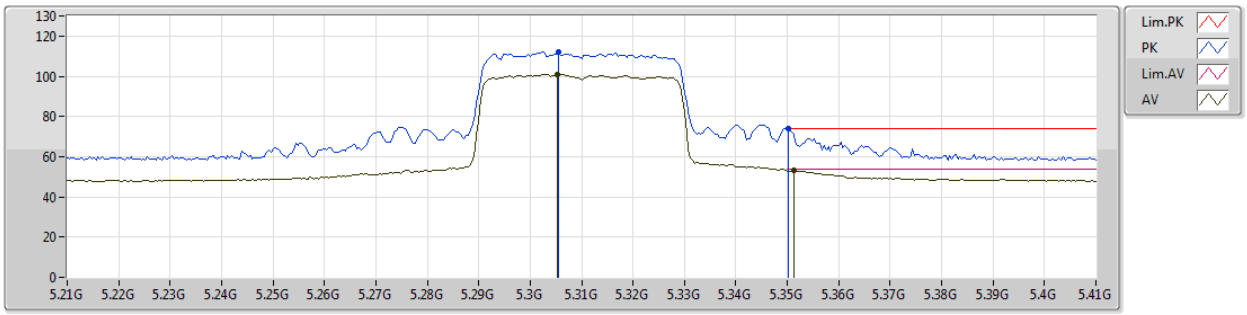

EUT Y_2TX
Setting 51
02-C-5-10
FSP
ANT6

Type	Freq	Level	Limit	Margin	Factor	Dist	Condition	Azimuth	Height	Comments
	(Hz)	(dBuV/m)	(dBuV/m)	(dB)	(dB)	(m)		(°)	(m)	
PK	5.3056G	112.09	Inf	-Inf	8.32	3	Vertical	344	2.38	-
AV	5.3052G	100.98	Inf	-Inf	8.32	3	Vertical	344	2.38	-
PK	5.3501G	73.80	74.00	-0.20	8.38	3	Vertical	344	2.38	-
AV	5.3512G	53.09	54.00	-0.91	8.38	3	Vertical	344	2.38	-

802.11ax HEW40_Nss2,(MCS0)_2TX

5310MHz_TX

06/03/2019

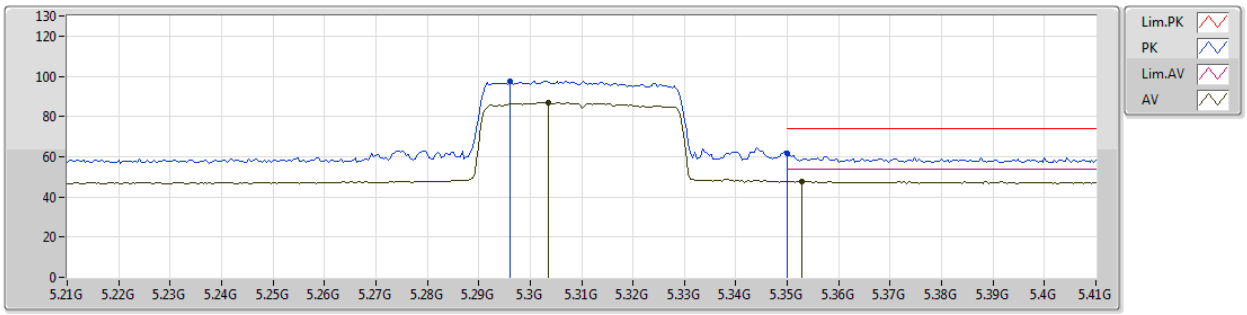

EUT Y_2TX
Setting 51
02-C-5-10
FSP
ANT6

Type	Freq	Level	Limit	Margin	Factor	Dist	Condition	Azimuth	Height	Comments
	(Hz)	(dBuV/m)	(dBuV/m)	(dB)	(dB)	(m)		(°)	(m)	
PK	5.296G	97.73	Inf	-Inf	8.31	3	Horizontal	34	1.02	-
AV	5.3036G	87.13	Inf	-Inf	8.31	3	Horizontal	34	1.02	-
PK	5.35G	61.45	74.00	-12.55	8.38	3	Horizontal	34	1.02	-
AV	5.3528G	47.84	54.00	-6.16	8.38	3	Horizontal	34	1.02	-

802.11ax HEW40_Nss2,(MCS0)_2TX

5510MHz_TX

06/03/2019

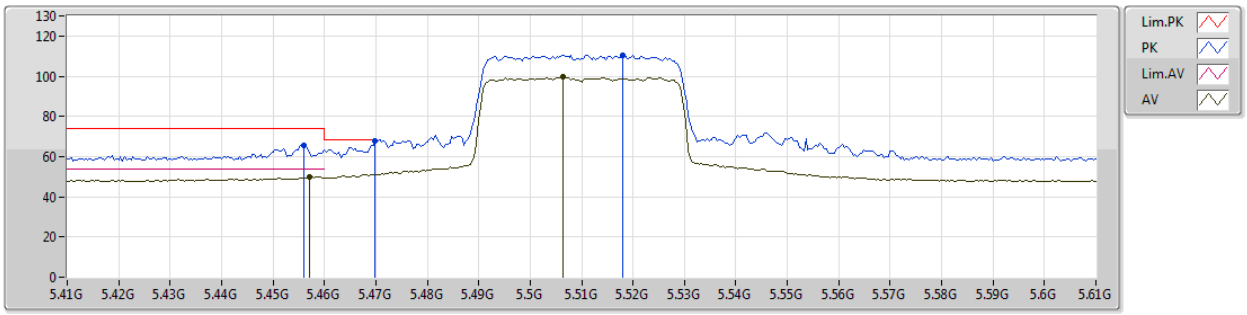

EUT Y_2TX
Setting 46
02-C-5-10
FSP
ANT6

Type	Freq	Level	Limit	Margin	Factor	Dist	Condition	Azimuth	Height	Comments
	(Hz)	(dBuV/m)	(dBuV/m)	(dB)	(dB)	(m)		(°)	(m)	
PK	5.456G	65.76	74.00	-8.24	8.54	3	Vertical	16	2.37	-
AV	5.4572G	49.78	54.00	-4.22	8.54	3	Vertical	16	2.37	-
PK	5.4699G	67.99	68.20	-0.21	8.56	3	Vertical	16	2.37	-
PK	5.518G	110.54	Inf	-Inf	8.62	3	Vertical	16	2.37	-
AV	5.5064G	99.65	Inf	-Inf	8.62	3	Vertical	16	2.37	-

802.11ax HEW40_Nss2,(MCS0)_2TX

5510MHz_TX

06/03/2019

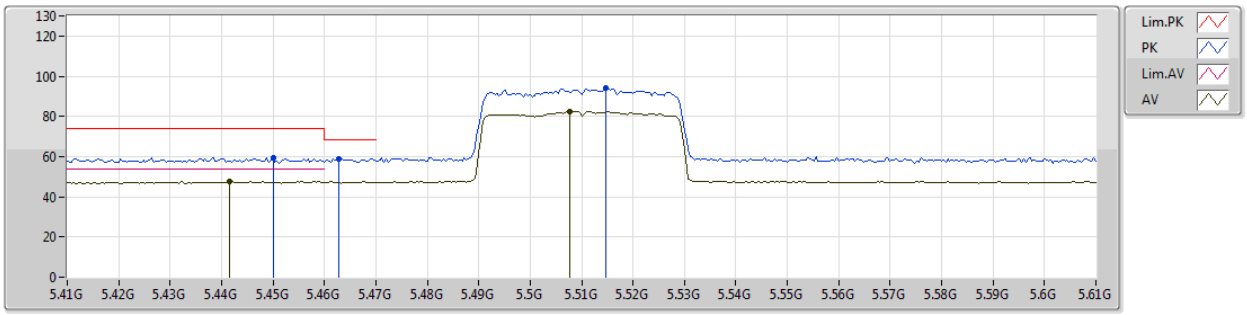

EUT Y_2TX
Setting 46
02-C-5-10
FSP
ANT6

Type	Freq	Level	Limit	Margin	Factor	Dist	Condition	Azimuth	Height	Comments
	(Hz)	(dBuV/m)	(dBuV/m)	(dB)	(dB)	(m)		(°)	(m)	
PK	5.45G	59.33	74.00	-14.67	8.54	3	Horizontal	51	1.49	-
AV	5.4416G	47.56	54.00	-6.44	8.51	3	Horizontal	51	1.49	-
PK	5.4628G	58.89	68.20	-9.31	8.55	3	Horizontal	51	1.49	-
PK	5.5148G	94.14	Inf	-Inf	8.62	3	Horizontal	51	1.49	-
AV	5.5076G	82.35	Inf	-Inf	8.62	3	Horizontal	51	1.49	-

802.11ax HEW40_Nss2,(MCS0)_2TX

5550MHz_TX

06/03/2019

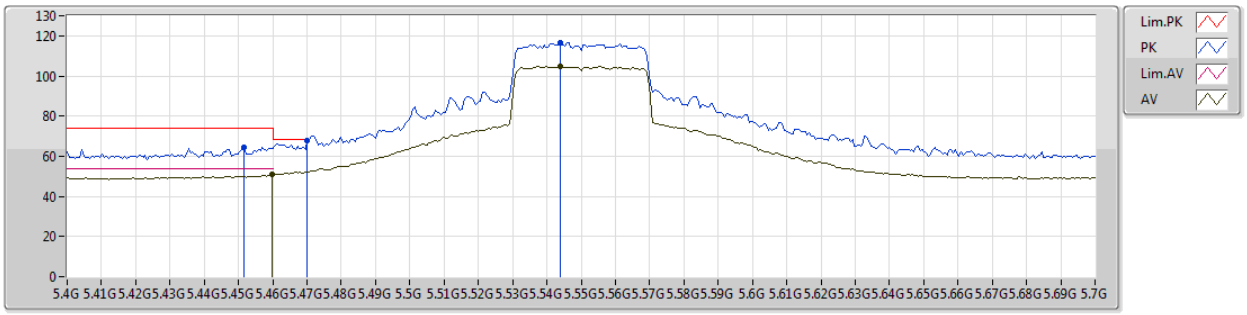

EUT Y_2TX
Setting 69
02-C-5-10
FSP
ANT6

Type	Freq	Level	Limit	Margin	Factor	Dist	Condition	Azimuth	Height	Comments
	(Hz)	(dBuV/m)	(dBuV/m)	(dB)	(dB)	(m)		(°)	(m)	
PK	5.4516G	64.42	74.00	-9.58	8.54	3	Vertical	355	2.44	-
AV	5.4597G	50.82	54.00	-3.18	8.55	3	Vertical	355	2.44	-
PK	5.4699G	68.03	68.20	-0.17	8.56	3	Vertical	355	2.44	-
PK	5.544G	116.70	Inf	-Inf	8.63	3	Vertical	355	2.44	-
AV	5.544G	104.72	Inf	-Inf	8.63	3	Vertical	355	2.44	-

802.11ax HEW40_Nss2,(MCS0)_2TX

5550MHz_TX

06/03/2019

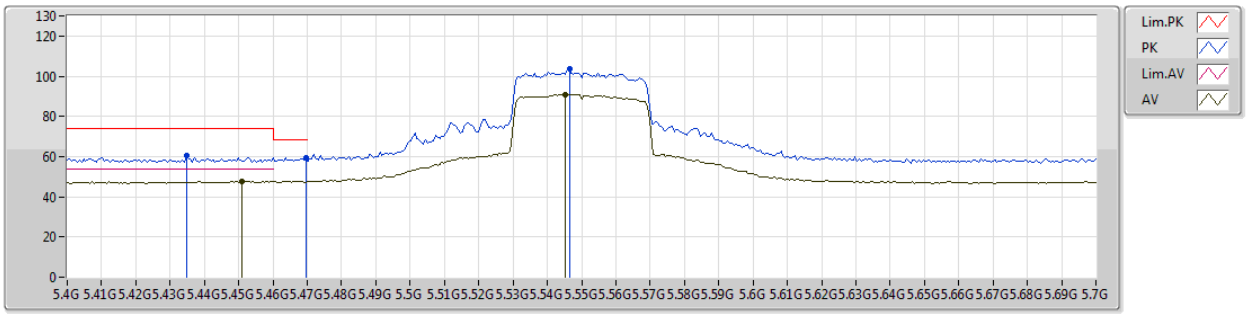

EUT Y_2TX
Setting 69
02-C-5-10
FSP
ANT6

Type	Freq	Level	Limit	Margin	Factor	Dist	Condition	Azimuth	Height	Comments
	(Hz)	(dBuV/m)	(dBuV/m)	(dB)	(dB)	(m)		(°)	(m)	
PK	5.4348G	60.33	74.00	-13.67	8.51	3	Horizontal	327	1.22	-
AV	5.451G	47.71	54.00	-6.29	8.54	3	Horizontal	327	1.22	-
PK	5.4696G	59.59	68.20	-8.61	8.56	3	Horizontal	327	1.22	-
PK	5.5464G	103.82	Inf	-Inf	8.63	3	Horizontal	327	1.22	-
AV	5.5452G	91.00	Inf	-Inf	8.63	3	Horizontal	327	1.22	-

802.11ax HEW40_Nss2,(MCS0)_2TX

5670MHz_TX

06/03/2019

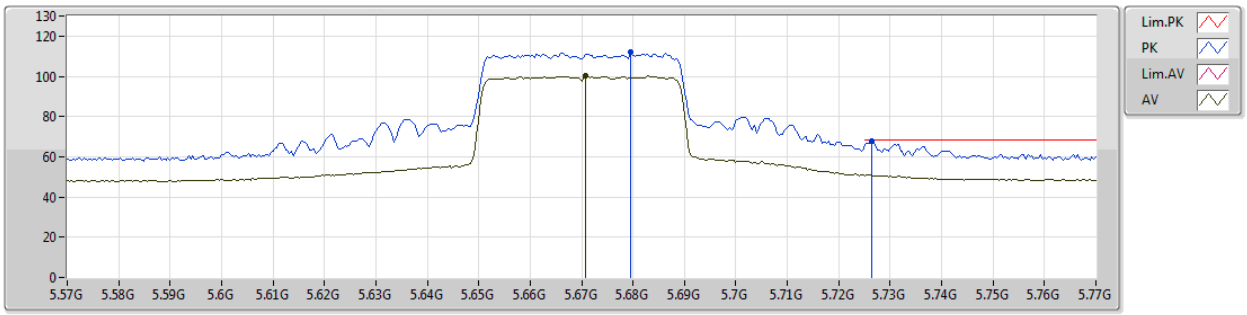

EUT Y_2TX
Setting 52
02-C-5-10
FSP
ANT6

Type	Freq	Level	Limit	Margin	Factor	Dist	Condition	Azimuth	Height	Comments
	(Hz)	(dBuV/m)	(dBuV/m)	(dB)	(dB)	(m)		(°)	(m)	
PK	5.6796G	112.09	Inf	-Inf	8.75	3	Vertical	343	2.35	-
AV	5.6708G	100.15	Inf	-Inf	8.73	3	Vertical	343	2.35	-
PK	5.7264G	68.08	68.20	-0.12	8.80	3	Vertical	343	2.35	-

802.11ax HEW40_Nss2,(MCS0)_2TX

5670MHz_TX

06/03/2019

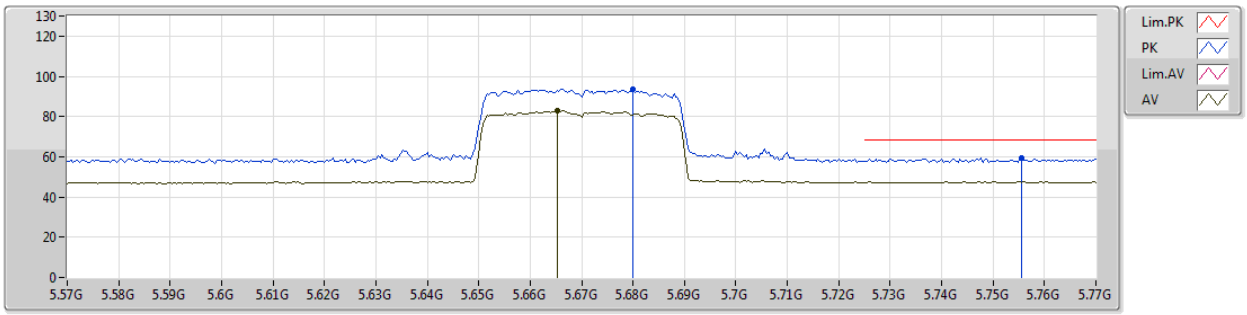

EUT Y_2TX
Setting 52
02-C-5-10
FSP
ANT6

Type	Freq	Level	Limit	Margin	Factor	Dist	Condition	Azimuth	Height	Comments
	(Hz)	(dBuV/m)	(dBuV/m)	(dB)	(dB)	(m)		(°)	(m)	
PK	5.68G	93.78	Inf	-Inf	8.75	3	Horizontal	269	1.09	-
AV	5.6652G	82.77	Inf	-Inf	8.72	3	Horizontal	269	1.09	-
PK	5.7556G	59.17	68.20	-9.03	8.83	3	Horizontal	269	1.09	-

802.11ax HEW40_Nss2,(MCS0)_2TX

5710MHz Straddle 5.47-5.725GHz_TX

06/03/2019

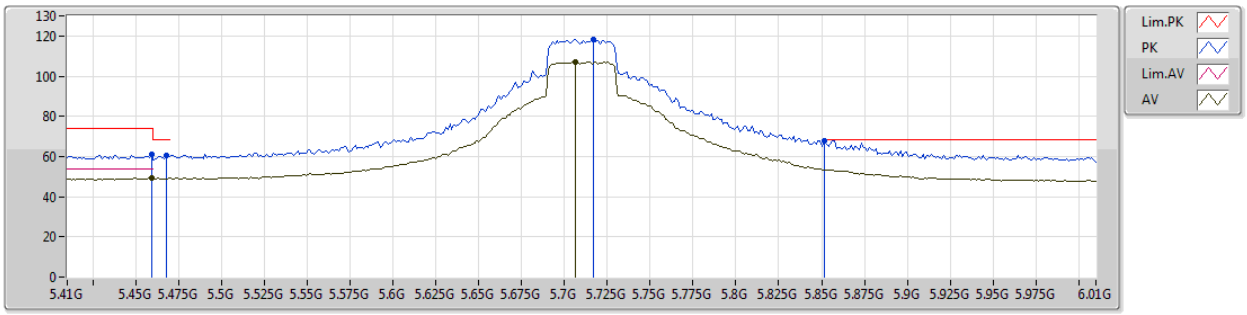

EUT Y_2TX
Setting 85
02-C-5-10
FSP
ANT6

Type	Freq	Level	Limit	Margin	Factor	Dist	Condition	Azimuth	Height	Comments
	(Hz)	(dBuV/m)	(dBuV/m)	(dB)	(dB)	(m)		(°)	(m)	
PK	5.4592G	61.12	74.00	-12.88	8.55	3	Vertical	340	2.34	-
AV	5.4592G	49.31	54.00	-4.69	8.55	3	Vertical	340	2.34	-
PK	5.4676G	60.33	68.20	-7.87	8.56	3	Vertical	340	2.34	-
PK	5.7172G	118.31	Inf	-Inf	8.78	3	Vertical	340	2.34	-
AV	5.7064G	107.23	Inf	-Inf	8.78	3	Vertical	340	2.34	-
PK	5.8516G	68.06	68.20	-0.14	8.86	3	Vertical	340	2.34	-

802.11ax HEW40_Nss2,(MCS0)_2TX

5710MHz Straddle 5.47-5.725GHz_TX

06/03/2019

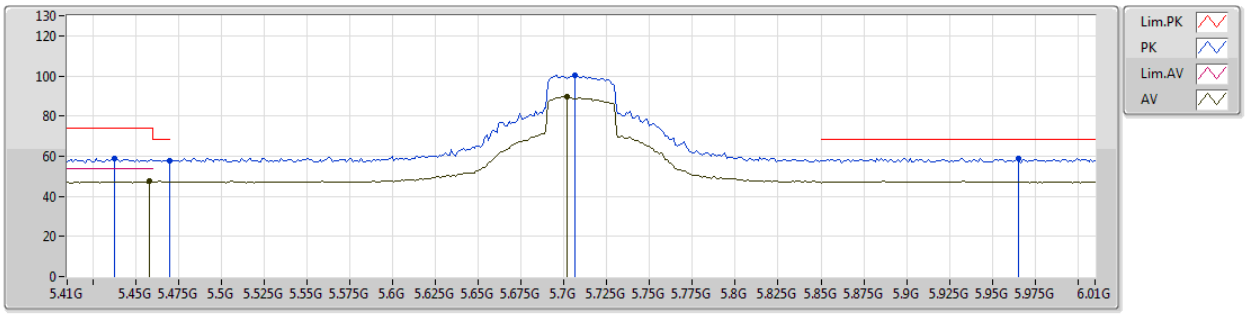

EUT Y_2TX
Setting 85
02-C-5-10
FSP
ANT6

Type	Freq	Level	Limit	Margin	Factor	Dist	Condition	Azimuth	Height	Comments
	(Hz)	(dBuV/m)	(dBuV/m)	(dB)	(dB)	(m)		(°)	(m)	
PK	5.4376G	58.83	74.00	-15.17	8.51	3	Horizontal	64	1.06	-
AV	5.458G	47.53	54.00	-6.47	8.55	3	Horizontal	64	1.06	-
PK	5.4698G	57.83	68.20	-10.37	8.56	3	Horizontal	64	1.06	-
PK	5.7064G	100.17	Inf	-Inf	8.78	3	Horizontal	64	1.06	-
AV	5.7016G	89.59	Inf	-Inf	8.77	3	Horizontal	64	1.06	-
PK	5.9656G	59.10	68.20	-9.10	8.84	3	Horizontal	64	1.06	-

802.11ax HEW80_Nss2,(MCS0)_2TX

5290MHz_TX

19/03/2019

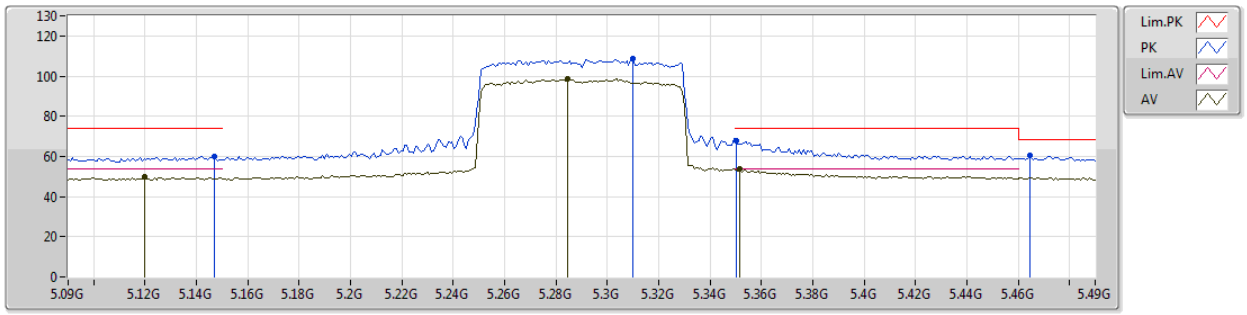

EUT Y_2TX
Setting 50
02-C-5-10
FSP
ANT6

Type	Freq	Level	Limit	Margin	Factor	Dist	Condition	Azimuth	Height	Comments
	(Hz)	(dBuV/m)	(dBuV/m)	(dB)	(dB)	(m)		(°)	(m)	
PK	5.1468G	59.75	74.00	-14.25	8.04	3	Vertical	335	2.41	-
AV	5.1196G	49.69	54.00	-4.31	7.98	3	Vertical	335	2.41	-
PK	5.31G	108.77	Inf	-Inf	8.32	3	Vertical	335	2.41	-
AV	5.2844G	98.56	Inf	-Inf	8.29	3	Vertical	335	2.41	-
PK	5.3501G	67.83	74.00	-6.17	8.38	3	Vertical	335	2.41	-
AV	5.3516G	53.84	54.00	-0.16	8.38	3	Vertical	335	2.41	-
PK	5.4644G	60.56	68.20	-7.64	8.55	3	Vertical	335	2.41	-

802.11ax HEW80_Nss2,(MCS0)_2TX

5290MHz_TX

19/03/2019

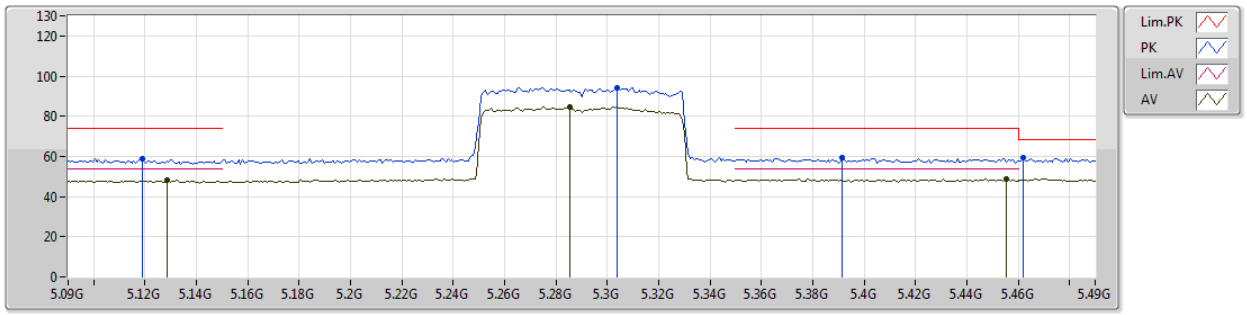

EUT Y_2TX
Setting 50
02-C-5-10
FSP
ANT6

Type	Freq	Level	Limit	Margin	Factor	Dist	Condition	Azimuth	Height	Comments
	(Hz)	(dBuV/m)	(dBuV/m)	(dB)	(dB)	(m)		(°)	(m)	
PK	5.1188G	58.91	74.00	-15.09	7.98	3	Horizontal	35	1.02	-
AV	5.1284G	48.04	54.00	-5.96	8.01	3	Horizontal	35	1.02	-
PK	5.3036G	94.24	Inf	-Inf	8.31	3	Horizontal	35	1.02	-
AV	5.2852G	84.84	Inf	-Inf	8.29	3	Horizontal	35	1.02	-
PK	5.3916G	59.67	74.00	-14.33	8.43	3	Horizontal	35	1.02	-
AV	5.4556G	48.85	54.00	-5.15	8.54	3	Horizontal	35	1.02	-
PK	5.462G	59.35	68.20	-8.85	8.55	3	Horizontal	35	1.02	-

802.11ax HEW80_Nss2,(MCS0)_2TX

5530MHz_TX

19/03/2019

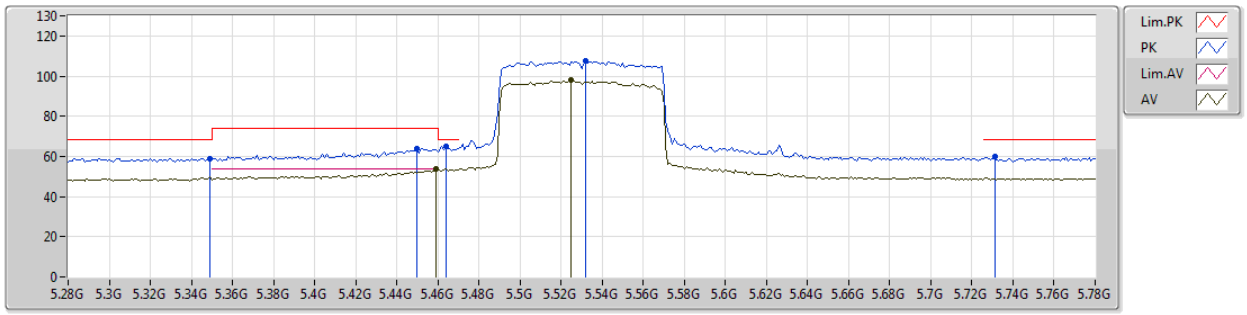

EUT Y_2TX
Setting 49
02-C-5-10
FSP
ANT6

Type	Freq	Level	Limit	Margin	Factor	Dist	Condition	Azimuth	Height	Comments
	(Hz)	(dBuV/m)	(dBuV/m)	(dB)	(dB)	(m)		(°)	(m)	
PK	5.45G	63.85	74.00	-10.15	8.54	3	Vertical	358	2.47	-
AV	5.459G	53.83	54.00	-0.17	8.55	3	Vertical	358	2.47	-
PK	5.464G	65.12	68.20	-3.08	8.55	3	Vertical	358	2.47	-
PK	5.532G	107.42	Inf	-Inf	8.63	3	Vertical	358	2.47	-
AV	5.525G	97.85	Inf	-Inf	8.63	3	Vertical	358	2.47	-
PK	5.731G	59.94	68.20	-8.26	8.81	3	Vertical	358	2.47	-
PK	5.349G	59.11	68.20	-9.09	8.37	3	Vertical	358	2.47	-

802.11ax HEW80_Nss2,(MCS0)_2TX

5530MHz_TX

19/03/2019

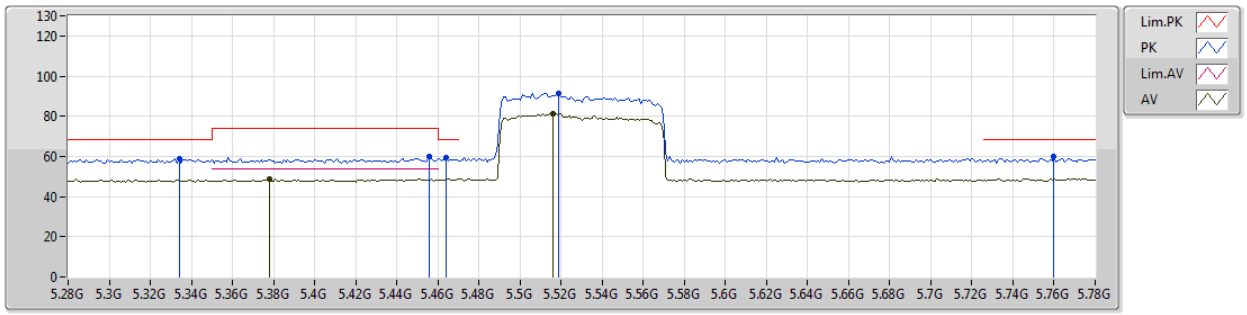

EUT Y_2TX
Setting 49
02-C-5-10
FSP
ANT6

Type	Freq	Level	Limit	Margin	Factor	Dist	Condition	Azimuth	Height	Comments
	(Hz)	(dBuV/m)	(dBuV/m)	(dB)	(dB)	(m)		(°)	(m)	
PK	5.456G	59.86	74.00	-14.14	8.54	3	Horizontal	57	1.28	-
AV	5.378G	48.72	54.00	-5.28	8.42	3	Horizontal	57	1.28	-
PK	5.464G	59.29	68.20	-8.91	8.55	3	Horizontal	57	1.28	-
PK	5.519G	91.55	Inf	-Inf	8.62	3	Horizontal	57	1.28	-
AV	5.516G	81.50	Inf	-Inf	8.62	3	Horizontal	57	1.28	-
PK	5.76G	59.81	68.20	-8.39	8.84	3	Horizontal	57	1.28	-
PK	5.334G	58.67	68.20	-9.53	8.36	3	Horizontal	57	1.28	-

802.11ax HEW80_Nss2,(MCS0)_2TX

5610MHz_TX

06/03/2019

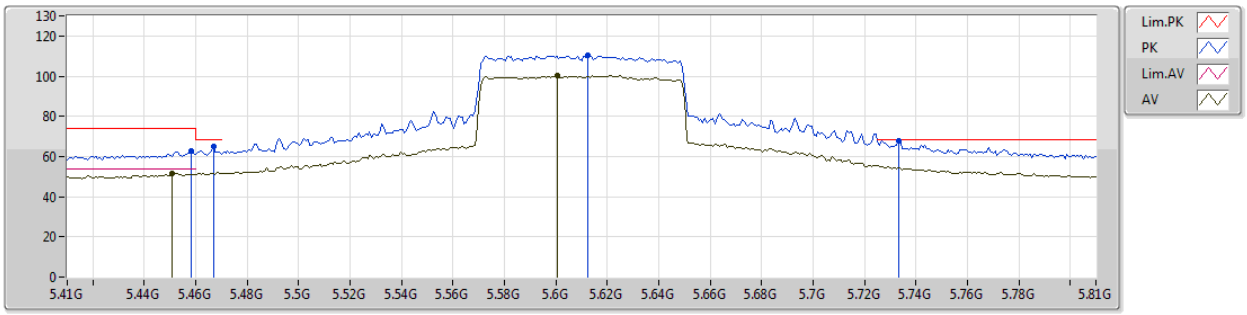

EUT Y_2TX
Setting 60
02-C-5-10
FSP
ANT6

Type	Freq	Level	Limit	Margin	Factor	Dist	Condition	Azimuth	Height	Comments
	(Hz)	(dBuV/m)	(dBuV/m)	(dB)	(dB)	(m)		(°)	(m)	
PK	5.458G	62.49	74.00	-11.51	8.55	3	Vertical	352	2.21	-
AV	5.4508G	51.35	54.00	-2.65	8.54	3	Vertical	352	2.21	-
PK	5.4668G	64.74	68.20	-3.46	8.56	3	Vertical	352	2.21	-
PK	5.6124G	110.33	Inf	-Inf	8.66	3	Vertical	352	2.21	-
AV	5.6004G	100.26	Inf	-Inf	8.64	3	Vertical	352	2.21	-
PK	5.7332G	68.01	68.20	-0.19	8.81	3	Vertical	352	2.21	-

802.11ax HEW80_Nss2,(MCS0)_2TX

5610MHz_TX

06/03/2019

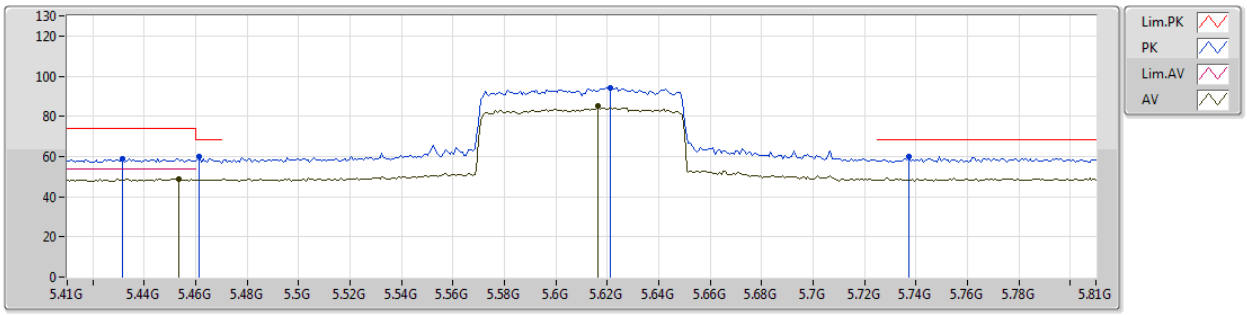

EUT Y_2TX
Setting 60
02-C-5-10
FSP
ANT6

Type	Freq	Level	Limit	Margin	Factor	Dist	Condition	Azimuth	Height	Comments
	(Hz)	(dBuV/m)	(dBuV/m)	(dB)	(dB)	(m)		(°)	(m)	
PK	5.4316G	58.96	74.00	-15.04	8.50	3	Horizontal	51	1.28	-
PK	5.4612G	59.96	68.20	-8.24	8.55	3	Horizontal	51	1.28	-
AV	5.4532G	48.96	54.00	-5.04	8.54	3	Horizontal	51	1.28	-
PK	5.6212G	94.05	Inf	-Inf	8.66	3	Horizontal	51	1.28	-
AV	5.6164G	85.10	Inf	-Inf	8.66	3	Horizontal	51	1.28	-
PK	5.7372G	60.11	68.20	-8.09	8.82	3	Horizontal	51	1.28	-

802.11ax HEW80_Nss2,(MCS0)_2TX

5690MHz Straddle 5.47-5.725GHz_TX

06/03/2019

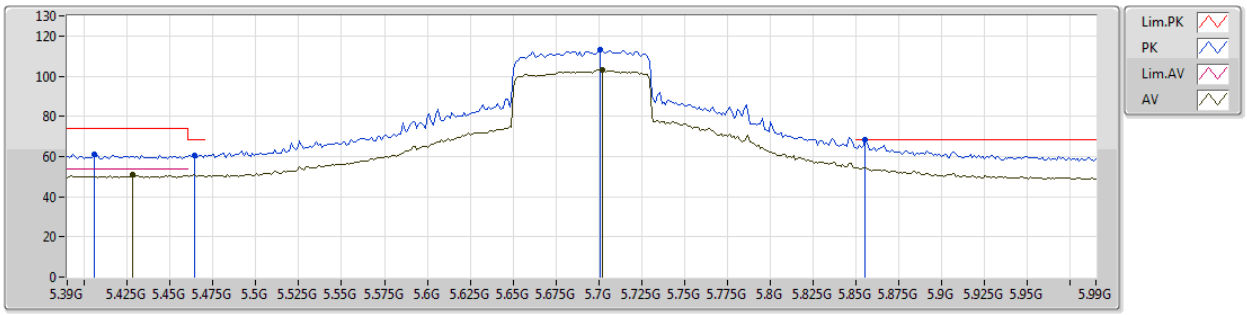

EUT Y_2TX
Setting 67
02-C-5-10
FSP
ANT6

Type	Freq	Level	Limit	Margin	Factor	Dist	Condition	Azimuth	Height	Comments
	(Hz)	(dBuV/m)	(dBuV/m)	(dB)	(dB)	(m)		(°)	(m)	
PK	5.4056G	60.81	74.00	-13.19	8.45	3	Vertical	345	2.44	-
AV	5.4284G	50.98	54.00	-3.02	8.50	3	Vertical	345	2.44	-
PK	5.4644G	60.72	68.20	-7.48	8.55	3	Vertical	345	2.44	-
PK	5.7008G	112.91	Inf	-Inf	8.77	3	Vertical	345	2.44	-
AV	5.702G	103.25	Inf	-Inf	8.77	3	Vertical	345	2.44	-
PK	5.8556G	68.15	68.20	-0.05	8.86	3	Vertical	345	2.44	-

802.11ax HEW80_Nss2,(MCS0)_2TX

5690MHz Straddle 5.47-5.725GHz_TX

06/03/2019

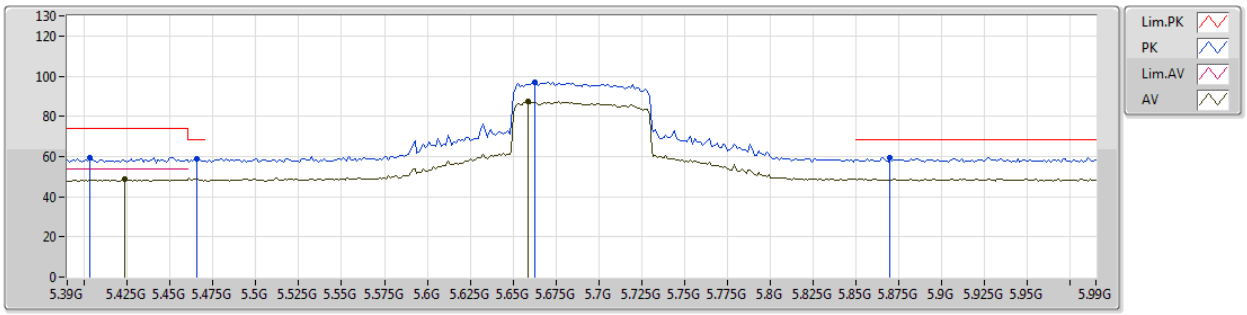

EUT Y_2TX
Setting 67
02-C-5-10
FSP
ANT6

Type	Freq	Level	Limit	Margin	Factor	Dist	Condition	Azimuth	Height	Comments
	(Hz)	(dBuV/m)	(dBuV/m)	(dB)	(dB)	(m)		(°)	(m)	
PK	5.4032G	59.34	74.00	-14.66	8.44	3	Horizontal	49	1.02	-
AV	5.4236G	48.69	54.00	-5.31	8.48	3	Horizontal	49	1.02	-
PK	5.4656G	58.70	68.20	-9.50	8.56	3	Horizontal	49	1.02	-
PK	5.6624G	97.16	Inf	-Inf	8.72	3	Horizontal	49	1.02	-
AV	5.6588G	87.26	Inf	-Inf	8.71	3	Horizontal	49	1.02	-
PK	5.87G	59.28	68.20	-8.92	8.86	3	Horizontal	49	1.02	-

802.11ax HEW160_Nss2,(MCS0)_2TX

5250MHz Straddle 5.25-5.35GHz_TX

19/03/2019

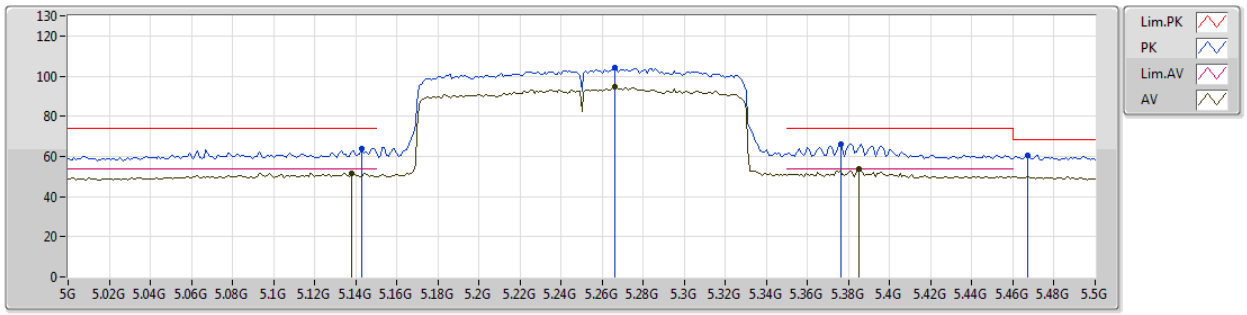

EUT Y_2TX
Setting 43
02-C-5-10
FSP
ANT6

Type	Freq	Level	Limit	Margin	Factor	Dist	Condition	Azimuth	Height	Comments
	(Hz)	(dBuV/m)	(dBuV/m)	(dB)	(dB)	(m)		(°)	(m)	
PK	5.143G	64.02	74.00	-9.98	8.04	3	Vertical	340	2.41	-
AV	5.138G	51.72	54.00	-2.28	8.02	3	Vertical	340	2.41	-
PK	5.266G	104.36	Inf	-Inf	8.26	3	Vertical	340	2.41	-
AV	5.266G	94.61	Inf	-Inf	8.26	3	Vertical	340	2.41	-
PK	5.376G	66.34	74.00	-7.66	8.41	3	Vertical	340	2.41	-
AV	5.385G	53.78	54.00	-0.22	8.42	3	Vertical	340	2.41	-
PK	5.467G	60.56	68.20	-7.64	8.56	3	Vertical	340	2.41	-

802.11ax HEW160_Nss2,(MCS0)_2TX

5250MHz Straddle 5.25-5.35GHz_TX

19/03/2019

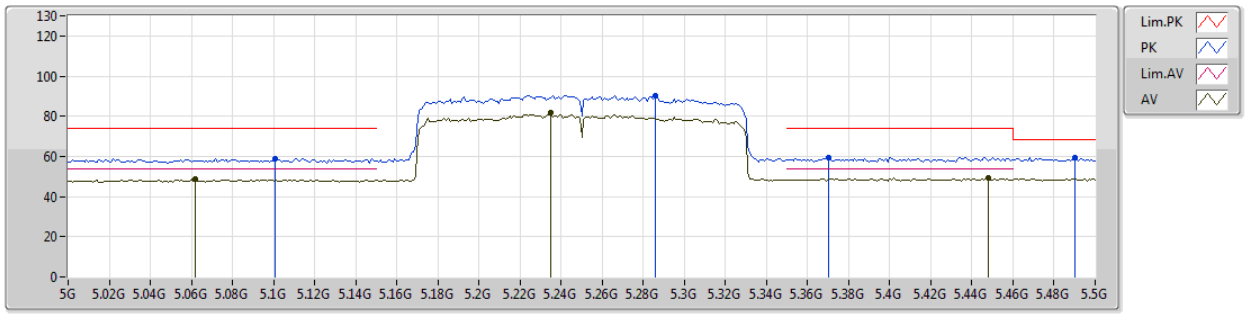

EUT Y_2TX
Setting 43
02-C-5-10
FSP
ANT6

Type	Freq	Level	Limit	Margin	Factor	Dist	Condition	Azimuth	Height	Comments
	(Hz)	(dBuV/m)	(dBuV/m)	(dB)	(dB)	(m)		(°)	(m)	
PK	5.101G	58.80	74.00	-15.20	7.94	3	Horizontal	36	1.01	-
AV	5.062G	48.82	54.00	-5.18	7.84	3	Horizontal	36	1.01	-
PK	5.286G	90.41	Inf	-Inf	8.29	3	Horizontal	36	1.01	-
AV	5.235G	81.59	Inf	-Inf	8.21	3	Horizontal	36	1.01	-
PK	5.37G	59.59	74.00	-14.41	8.40	3	Horizontal	36	1.01	-
AV	5.448G	49.25	54.00	-4.75	8.52	3	Horizontal	36	1.01	-
PK	5.49G	59.28	68.20	-8.92	8.61	3	Horizontal	36	1.01	-

802.11ax HEW160_Nss2,(MCS0)_2TX

5570MHz_TX

19/03/2019

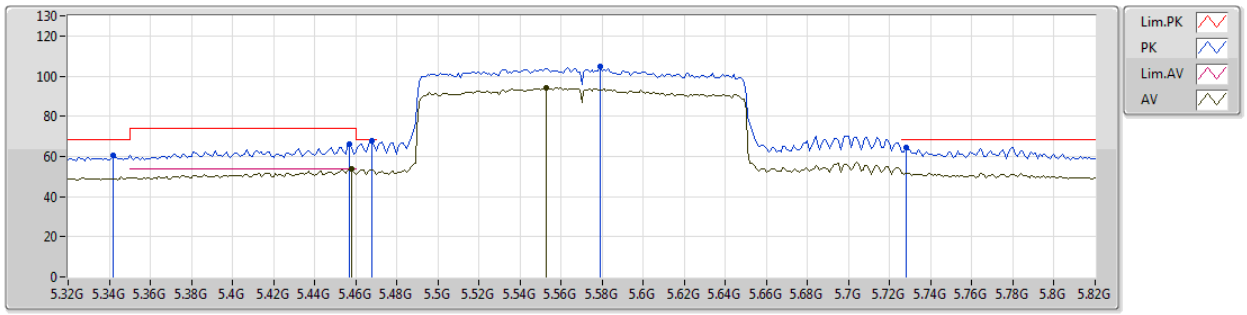

EUT Y_2TX
Setting 44
02-C-5-10
FSP
ANT6

Type	Freq	Level	Limit	Margin	Factor	Dist	Condition	Azimuth	Height	Comments
	(Hz)	(dBuV/m)	(dBuV/m)	(dB)	(dB)	(m)		(°)	(m)	
PK	5.457G	66.19	74.00	-7.81	8.54	3	Vertical	358	2.32	-
AV	5.458G	53.97	54.00	-0.03	8.55	3	Vertical	358	2.32	-
PK	5.468G	67.53	68.20	-0.67	8.56	3	Vertical	358	2.32	-
PK	5.579G	104.51	Inf	-Inf	8.64	3	Vertical	358	2.32	-
AV	5.553G	94.20	Inf	-Inf	8.63	3	Vertical	358	2.32	-
PK	5.728G	64.71	68.20	-3.49	8.81	3	Vertical	358	2.32	-
PK	5.342G	60.25	68.20	-7.95	8.37	3	Vertical	358	2.32	-

802.11ax HEW160_Nss2,(MCS0)_2TX

5570MHz_TX

19/03/2019

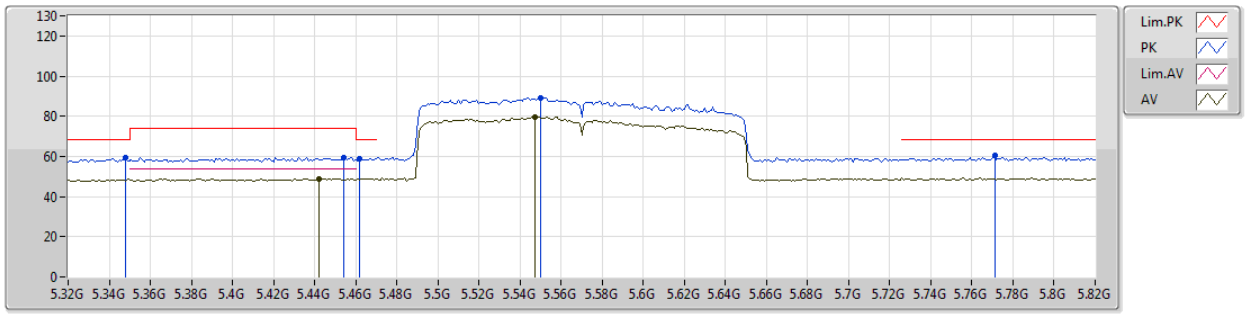

EUT Y_2TX
Setting 44
02-C-5-10
FSP
ANT6

Type	Freq	Level	Limit	Margin	Factor	Dist	Condition	Azimuth	Height	Comments
	(Hz)	(dBuV/m)	(dBuV/m)	(dB)	(dB)	(m)		(°)	(m)	
PK	5.454G	59.43	74.00	-14.57	8.54	3	Horizontal	327	1.22	-
AV	5.442G	49.02	54.00	-4.98	8.51	3	Horizontal	327	1.22	-
PK	5.462G	58.84	68.20	-9.36	8.55	3	Horizontal	327	1.22	-
PK	5.55G	89.14	Inf	-Inf	8.62	3	Horizontal	327	1.22	-
AV	5.547G	79.74	Inf	-Inf	8.63	3	Horizontal	327	1.22	-
PK	5.771G	60.74	68.20	-7.46	8.84	3	Horizontal	327	1.22	-
PK	5.348G	59.26	68.20	-8.94	8.37	3	Horizontal	327	1.22	-

For Non-beamforming / 4T1S mode
Summary

Mode	Result	Type	Freq (Hz)	Level (dBuV/m)	Limit (dBuV/m)	Margin (dB)	Factor (dB)	Dist (m)	Condition	Azimuth (°)	Height (m)	Comments
5.47-5.725GHz	-	-	-	-	-	-	-	-	-	-	-	-
802.11ax HEW20_Nss1,(MCS0)_4TX	Pass	PK	5.7268G	68.19	68.20	-0.01	8.80	3	Vertical	178	2.25	-

802.11a_Nss1,(6Mbps)_4TX

5260MHz_TX

02/03/2019

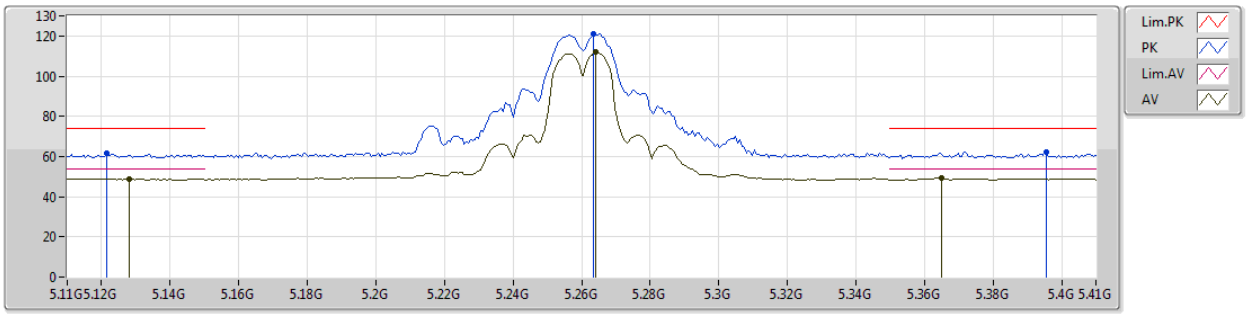

EUT Y_4TX
Setting 67
02-J-5-10
FSP
ANT6

Type	Freq	Level	Limit	Margin	Factor	Dist	Condition	Azimuth	Height	Comments
	(Hz)	(dBuV/m)	(dBuV/m)	(dB)	(dB)	(m)		(°)	(m)	
PK	5.1214G	61.44	74.00	-12.56	7.98	3	Vertical	165	2.56	-
AV	5.128G	48.97	54.00	-5.03	8.01	3	Vertical	165	2.56	-
PK	5.2636G	121.08	Inf	-Inf	8.26	3	Vertical	165	2.56	-
AV	5.2642G	112.01	Inf	-Inf	8.26	3	Vertical	165	2.56	-
PK	5.3956G	62.37	74.00	-11.63	8.44	3	Vertical	165	2.56	-
AV	5.365G	49.24	54.00	-4.76	8.39	3	Vertical	165	2.56	-

802.11a_Nss1,(6Mbps)_4TX

5260MHz_TX

02/03/2019

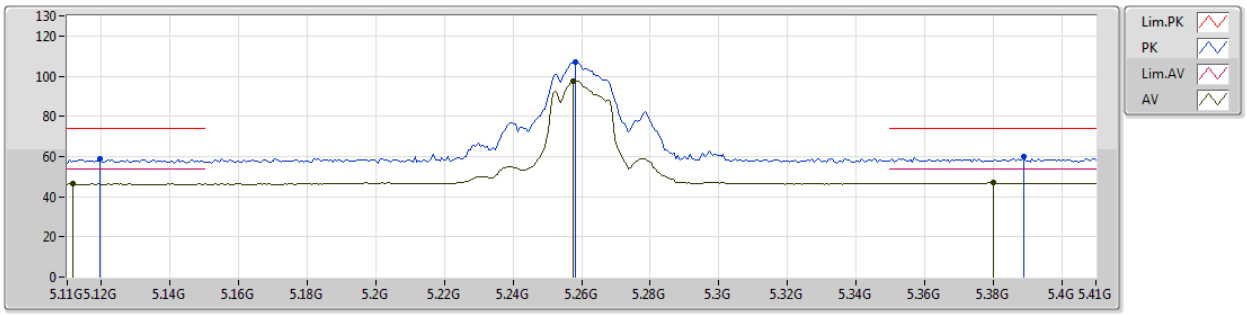

EUT Y_4TX
Setting 67
02-J-5-10
FSP
ANT6

Type	Freq	Level	Limit	Margin	Factor	Dist	Condition	Azimuth	Height	Comments
	(Hz)	(dBuV/m)	(dBuV/m)	(dB)	(dB)	(m)		(°)	(m)	
PK	5.1196G	58.79	74.00	-15.21	7.98	3	Horizontal	210	1.01	-
AV	5.1118G	46.33	54.00	-7.67	7.96	3	Horizontal	210	1.01	-
PK	5.2582G	106.82	Inf	-Inf	8.25	3	Horizontal	210	1.01	-
AV	5.2576G	97.50	Inf	-Inf	8.25	3	Horizontal	210	1.01	-
PK	5.389G	59.80	74.00	-14.20	8.43	3	Horizontal	210	1.01	-
AV	5.38G	46.87	54.00	-7.13	8.42	3	Horizontal	210	1.01	-

802.11a_Nss1,(6Mbps)_4TX

5300MHz_TX

02/03/2019

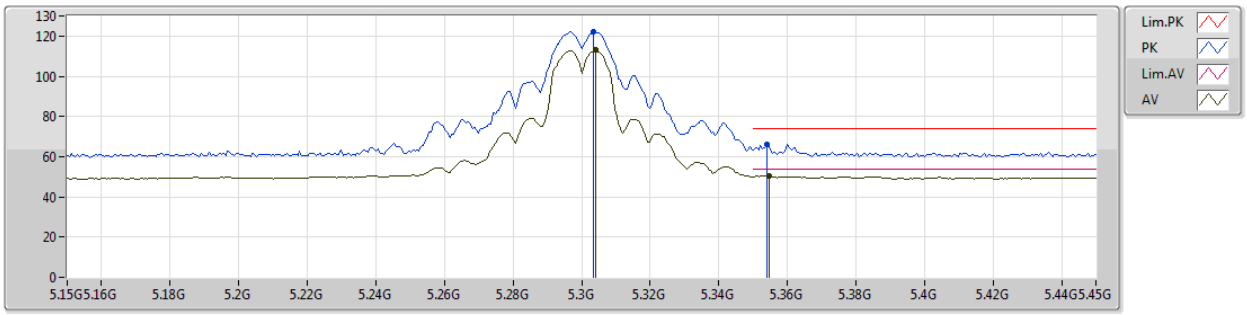

EUT Y_4TX
Setting 72
02-J-5-10
FSP
ANT6

Type	Freq	Level	Limit	Margin	Factor	Dist	Condition	Azimuth	Height	Comments
	(Hz)	(dBuV/m)	(dBuV/m)	(dB)	(dB)	(m)		(°)	(m)	
PK	5.3036G	122.12	Inf	-Inf	8.31	3	Vertical	179	2.42	-
AV	5.3042G	112.94	Inf	-Inf	8.31	3	Vertical	179	2.42	-
PK	5.354G	66.28	74.00	-7.72	8.38	3	Vertical	179	2.42	-
AV	5.3546G	50.67	54.00	-3.33	8.38	3	Vertical	179	2.42	-

802.11a_Nss1,(6Mbps)_4TX

5300MHz_TX

02/03/2019

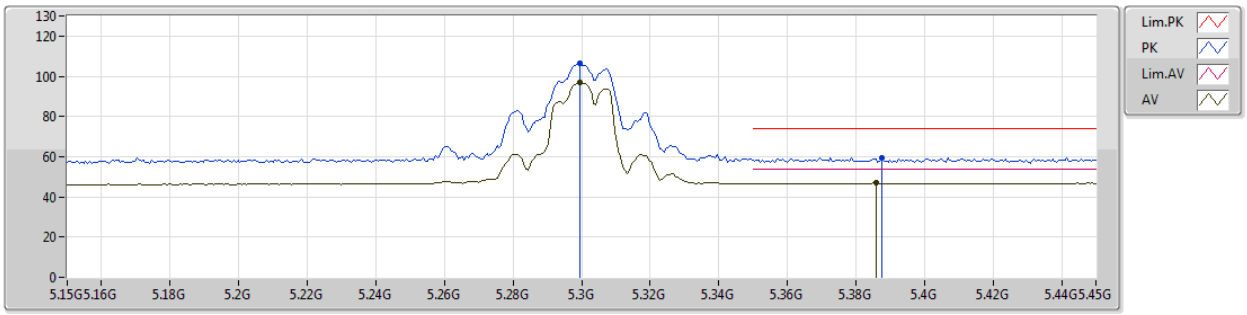

EUT Y_4TX
Setting 72
02-J-5-10
FSP
ANT6

Type	Freq	Level	Limit	Margin	Factor	Dist	Condition	Azimuth	Height	Comments
	(Hz)	(dBuV/m)	(dBuV/m)	(dB)	(dB)	(m)		(°)	(m)	
PK	5.2994G	106.73	Inf	-Inf	8.31	3	Horizontal	147	1.22	-
AV	5.2994G	96.98	Inf	-Inf	8.31	3	Horizontal	147	1.22	-
PK	5.3876G	59.35	74.00	-14.65	8.43	3	Horizontal	147	1.22	-
AV	5.3858G	47.03	54.00	-6.97	8.42	3	Horizontal	147	1.22	-

802.11a_Nss1,(6Mbps)_4TX

5320MHz_TX

02/03/2019

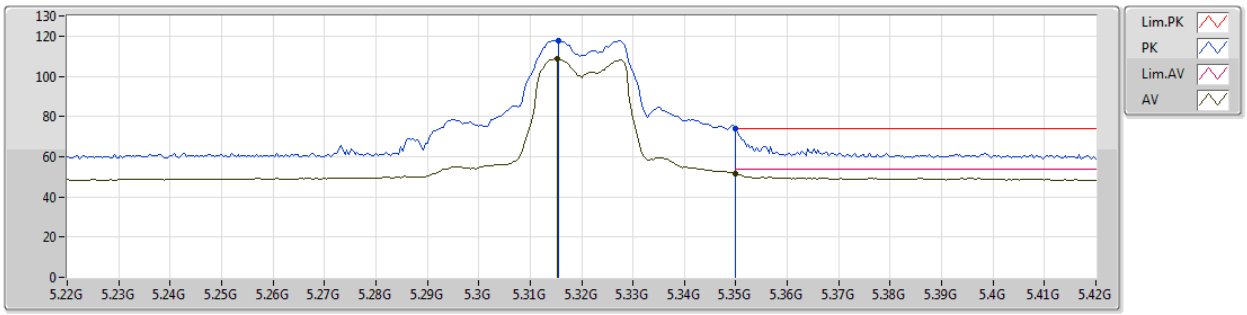

EUT Y_4TX
Setting 57
02-J-5-10
FSP
ANT6

Type	Freq	Level	Limit	Margin	Factor	Dist	Condition	Azimuth	Height	Comments
	(Hz)	(dBuV/m)	(dBuV/m)	(dB)	(dB)	(m)		(°)	(m)	
PK	5.3156G	117.69	Inf	-Inf	8.33	3	Vertical	184	2.37	-
AV	5.3152G	108.78	Inf	-Inf	8.33	3	Vertical	184	2.37	-
PK	5.35G	73.84	74.00	-0.16	8.38	3	Vertical	184	2.37	-
AV	5.35G	51.48	54.00	-2.52	8.38	3	Vertical	184	2.37	-

802.11a_Nss1,(6Mbps)_4TX

5320MHz_TX

02/03/2019

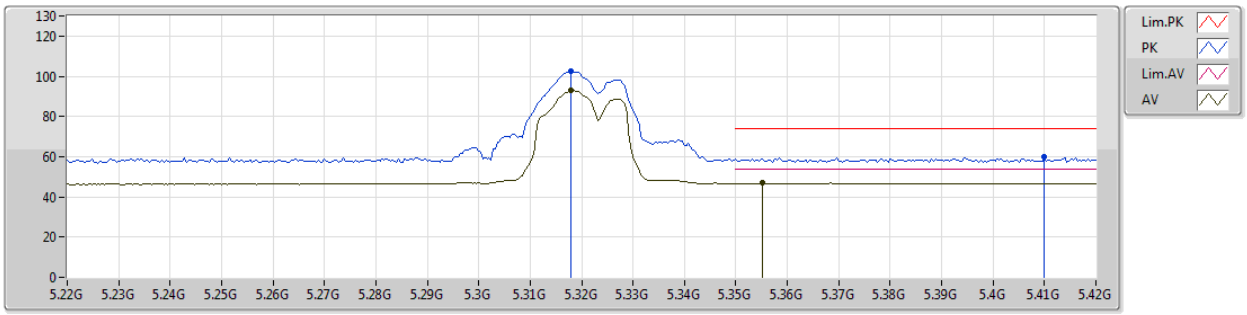

EUT Y_4TX
Setting 57
02-J-5-10
FSP
ANT6

Type	Freq	Level	Limit	Margin	Factor	Dist	Condition	Azimuth	Height	Comments
	(Hz)	(dBuV/m)	(dBuV/m)	(dB)	(dB)	(m)		(°)	(m)	
PK	5.318G	102.30	Inf	-Inf	8.33	3	Horizontal	142	1.08	-
AV	5.318G	92.75	Inf	-Inf	8.33	3	Horizontal	142	1.08	-
PK	5.41G	59.77	74.00	-14.23	8.45	3	Horizontal	142	1.08	-
AV	5.3552G	46.89	54.00	-7.11	8.38	3	Horizontal	142	1.08	-

802.11a_Nss1,(6Mbps)_4TX

5500MHz_TX

02/03/2019

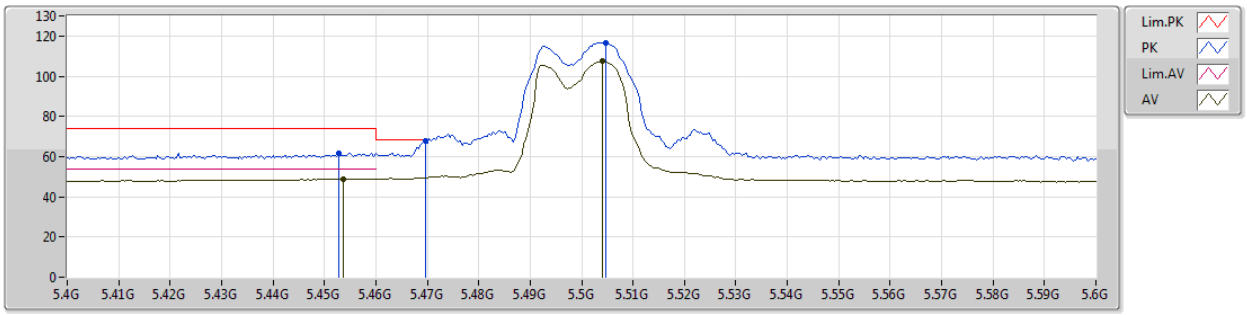

EUT Y_4TX
Setting 46
02-J-5-10
FSP
ANT6

Type	Freq	Level	Limit	Margin	Factor	Dist	Condition	Azimuth	Height	Comments
	(Hz)	(dBuV/m)	(dBuV/m)	(dB)	(dB)	(m)		(°)	(m)	
PK	5.4528G	61.47	74.00	-12.53	8.54	3	Vertical	162	2.32	-
AV	5.4536G	48.94	54.00	-5.06	8.54	3	Vertical	162	2.32	-
PK	5.4696G	67.97	68.20	-0.23	8.56	3	Vertical	162	2.32	-
PK	5.5048G	116.66	Inf	-Inf	8.62	3	Vertical	162	2.32	-
AV	5.504G	107.71	Inf	-Inf	8.62	3	Vertical	162	2.32	-

802.11a_Nss1,(6Mbps)_4TX

5500MHz_TX

02/03/2019

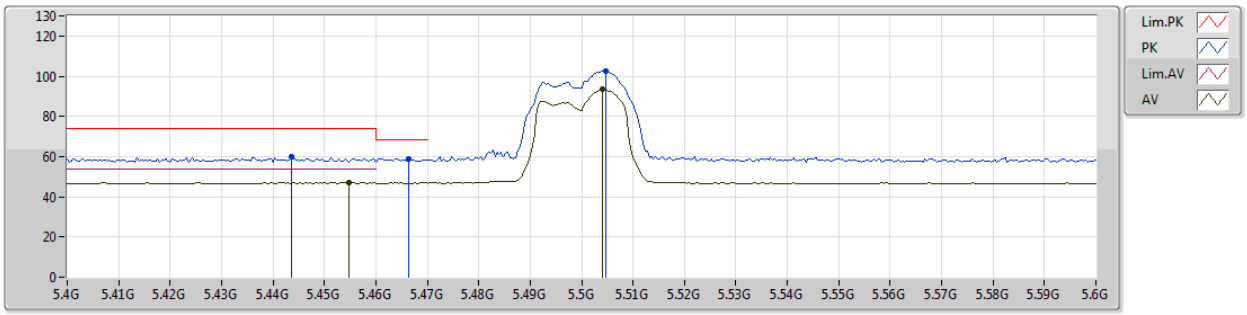

EUT Y_4TX
Setting 46
02-J-5-10
FSP
ANT6

Type	Freq	Level	Limit	Margin	Factor	Dist	Condition	Azimuth	Height	Comments
	(Hz)	(dBuV/m)	(dBuV/m)	(dB)	(dB)	(m)		(°)	(m)	
PK	5.4436G	59.90	74.00	-14.10	8.52	3	Horizontal	219	1.01	-
AV	5.4548G	47.04	54.00	-6.96	8.54	3	Horizontal	219	1.01	-
PK	5.4664G	58.95	68.20	-9.25	8.56	3	Horizontal	219	1.01	-
PK	5.5048G	102.44	Inf	-Inf	8.62	3	Horizontal	219	1.01	-
AV	5.504G	93.48	Inf	-Inf	8.62	3	Horizontal	219	1.01	-

802.11a_Nss1,(6Mbps)_4TX

5580MHz_TX

02/03/2019

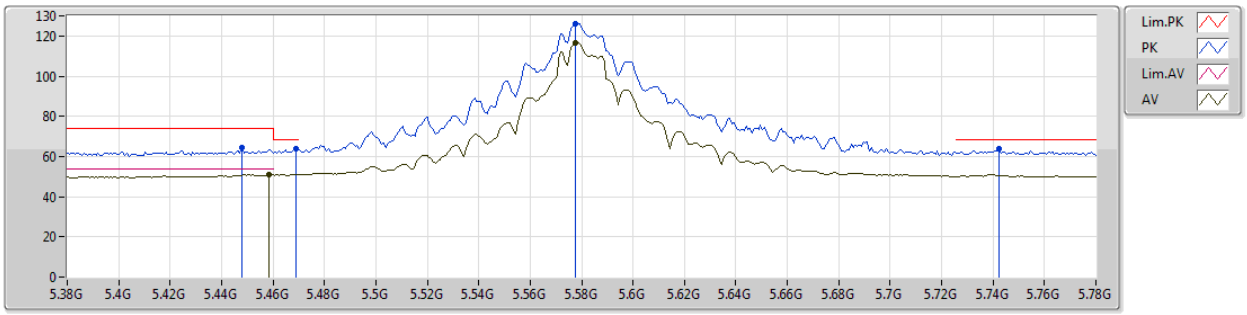

EUT Y_4TX
Setting 92
02-J-5-10
FSP
ANT6

Type	Freq	Level	Limit	Margin	Factor	Dist	Condition	Azimuth	Height	Comments
	(Hz)	(dBuV/m)	(dBuV/m)	(dB)	(dB)	(m)		(°)	(m)	
PK	5.448G	64.30	74.00	-9.70	8.52	3	Vertical	184	2.26	-
AV	5.4584G	50.91	54.00	-3.09	8.55	3	Vertical	184	2.26	-
PK	5.4688G	63.94	68.20	-4.26	8.56	3	Vertical	184	2.26	-
PK	5.5776G	126.24	Inf	-Inf	8.64	3	Vertical	184	2.26	-
AV	5.5776G	116.63	Inf	-Inf	8.64	3	Vertical	184	2.26	-
PK	5.7424G	63.95	68.20	-4.25	8.82	3	Vertical	184	2.26	-

802.11a_Nss1,(6Mbps)_4TX

5580MHz_TX

02/03/2019

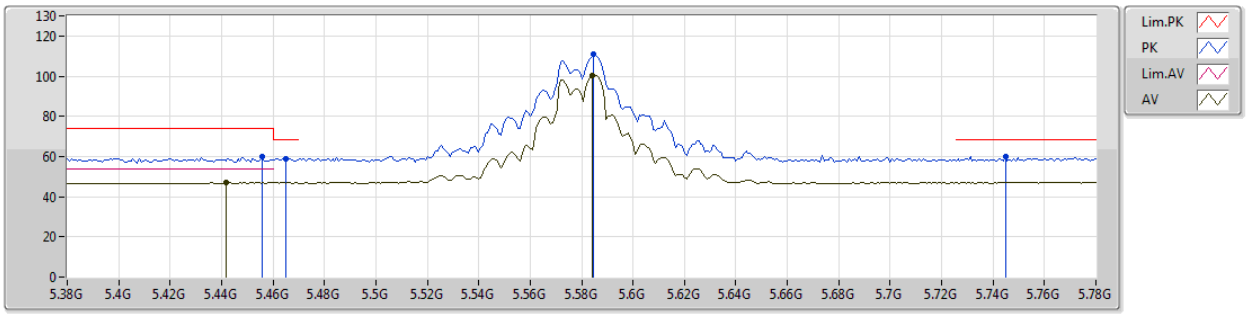

EUT Y_4TX
Setting 92
02-J-5-10
FSP
ANT6

Type	Freq	Level	Limit	Margin	Factor	Dist	Condition	Azimuth	Height	Comments
	(Hz)	(dBuV/m)	(dBuV/m)	(dB)	(dB)	(m)		(°)	(m)	
PK	5.456G	59.71	74.00	-14.29	8.54	3	Horizontal	234	1.22	-
AV	5.4416G	46.99	54.00	-7.01	8.51	3	Horizontal	234	1.22	-
PK	5.4648G	59.01	68.20	-9.19	8.55	3	Horizontal	234	1.22	-
PK	5.5848G	110.73	Inf	-Inf	8.64	3	Horizontal	234	1.22	-
AV	5.584G	100.58	Inf	-Inf	8.64	3	Horizontal	234	1.22	-
PK	5.7448G	59.74	68.20	-8.46	8.82	3	Horizontal	234	1.22	-

802.11a_Nss1,(6Mbps)_4TX

5700MHz_TX

02/03/2019

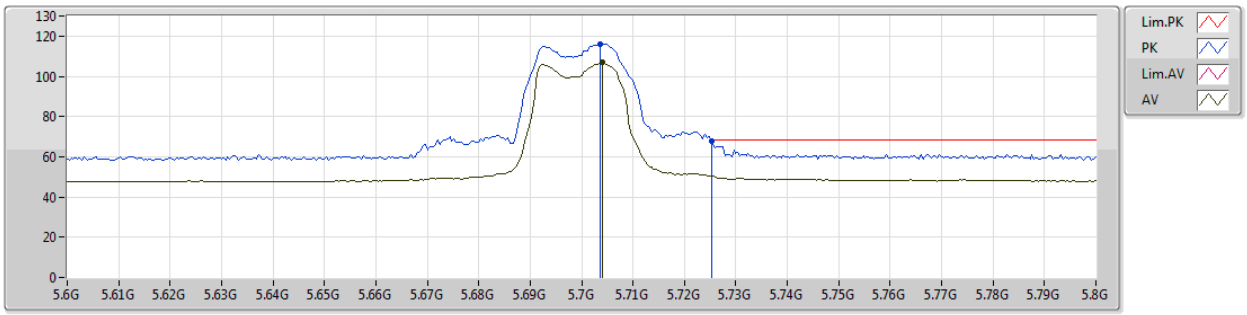

EUT Y_4TX
Setting 44
02-J-5-10
FSP
ANT6

Type	Freq	Level	Limit	Margin	Factor	Dist	Condition	Azimuth	Height	Comments
	(Hz)	(dBuV/m)	(dBuV/m)	(dB)	(dB)	(m)		(°)	(m)	
PK	5.7036G	115.95	Inf	-Inf	8.77	3	Vertical	171	2.35	-
AV	5.704G	106.87	Inf	-Inf	8.78	3	Vertical	171	2.35	-
PK	5.7252G	68.03	68.20	-0.17	8.80	3	Vertical	171	2.35	-

802.11a_Nss1,(6Mbps)_4TX

5700MHz_TX

02/03/2019

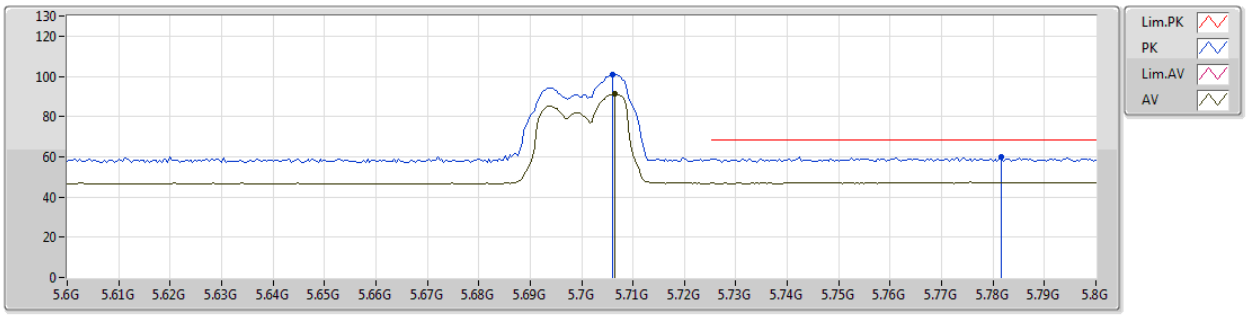

EUT Y_4TX
Setting 44
02-J-5-10
FSP
ANT6

Type	Freq	Level	Limit	Margin	Factor	Dist	Condition	Azimuth	Height	Comments
	(Hz)	(dBuV/m)	(dBuV/m)	(dB)	(dB)	(m)		(°)	(m)	
PK	5.706G	100.71	Inf	-Inf	8.78	3	Horizontal	211	1.18	-
AV	5.7064G	91.34	Inf	-Inf	8.78	3	Horizontal	211	1.18	-
PK	5.7816G	59.77	68.20	-8.43	8.87	3	Horizontal	211	1.18	-

802.11a_Nss1,(6Mbps)_4TX

5720MHz Straddle 5.47-5.725GHz_TX

02/03/2019

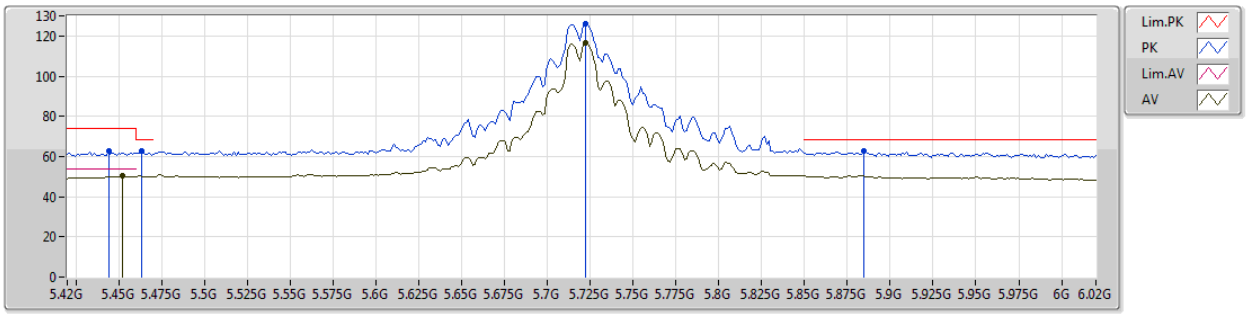

EUT Y_4TX
Setting 91
02-J-5-10
FSP
ANT6

Type	Freq	Level	Limit	Margin	Factor	Dist	Condition	Azimuth	Height	Comments
	(Hz)	(dBuV/m)	(dBuV/m)	(dB)	(dB)	(m)		(°)	(m)	
PK	5.444G	62.57	74.00	-11.43	8.52	3	Vertical	181	2.31	-
AV	5.4524G	50.20	54.00	-3.80	8.54	3	Vertical	181	2.31	-
PK	5.4632G	62.49	68.20	-5.71	8.55	3	Vertical	181	2.31	-
PK	5.7224G	126.06	Inf	-Inf	8.79	3	Vertical	181	2.31	-
AV	5.7224G	116.42	Inf	-Inf	8.79	3	Vertical	181	2.31	-
PK	5.8844G	62.60	68.20	-5.60	8.86	3	Vertical	181	2.31	-

802.11a_Nss1,(6Mbps)_4TX

5720MHz Straddle 5.47-5.725GHz_TX

02/03/2019

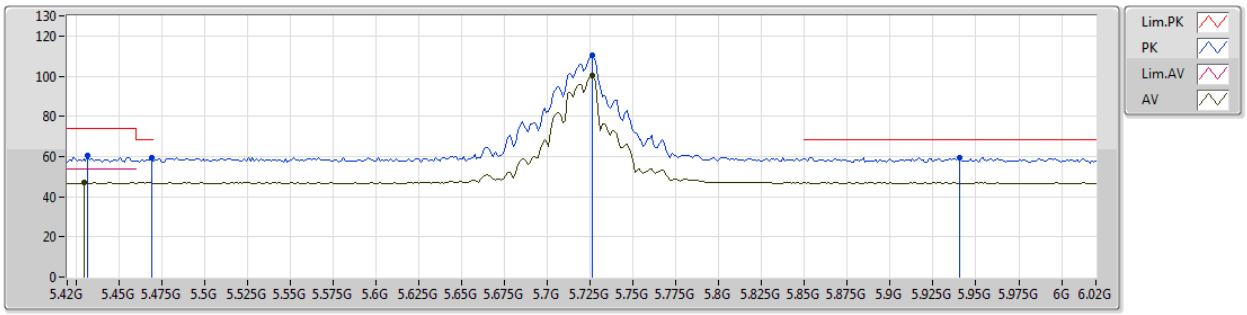

EUT Y_4TX
Setting 91
02-J-5-10
FSP
ANT6

Type	Freq	Level	Limit	Margin	Factor	Dist	Condition	Azimuth	Height	Comments
	(Hz)	(dBuV/m)	(dBuV/m)	(dB)	(dB)	(m)		(°)	(m)	
PK	5.432G	60.25	74.00	-13.75	8.50	3	Horizontal	214	1.29	-
AV	5.4296G	46.92	54.00	-7.08	8.50	3	Horizontal	214	1.29	-
PK	5.4692G	59.12	68.20	-9.08	8.56	3	Horizontal	214	1.29	-
PK	5.726G	110.48	Inf	-Inf	8.80	3	Horizontal	214	1.29	-
AV	5.726G	100.04	Inf	-Inf	8.80	3	Horizontal	214	1.29	-
PK	5.9408G	59.48	68.20	-8.72	8.86	3	Horizontal	214	1.29	-

802.11ax HEW20_Nss1,(MCS0)_4TX

5260MHz_TX

02/03/2019

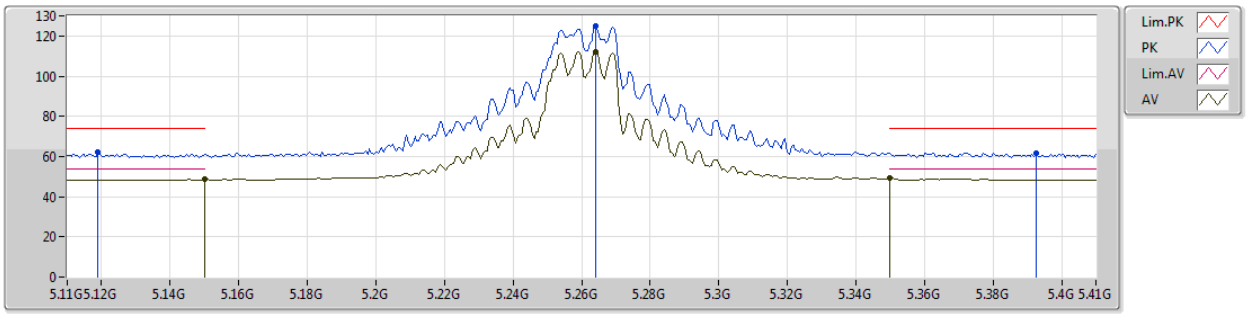

EUT Y_4TX
Setting 71
02-J-5-10
FSP
ANT6

Type	Freq	Level	Limit	Margin	Factor	Dist	Condition	Azimuth	Height	Comments
	(Hz)	(dBuV/m)	(dBuV/m)	(dB)	(dB)	(m)		(°)	(m)	
PK	5.119G	62.19	74.00	-11.81	7.98	3	Vertical	160	2.31	-
AV	5.15G	48.54	54.00	-5.46	8.04	3	Vertical	160	2.31	-
PK	5.2642G	124.70	Inf	-Inf	8.26	3	Vertical	160	2.31	-
AV	5.2642G	112.15	Inf	-Inf	8.26	3	Vertical	160	2.31	-
PK	5.3926G	61.91	74.00	-12.09	8.43	3	Vertical	160	2.31	-
AV	5.35G	49.33	54.00	-4.67	8.38	3	Vertical	160	2.31	-

802.11ax HEW20_Nss1,(MCS0)_4TX

5260MHz_TX

02/03/2019

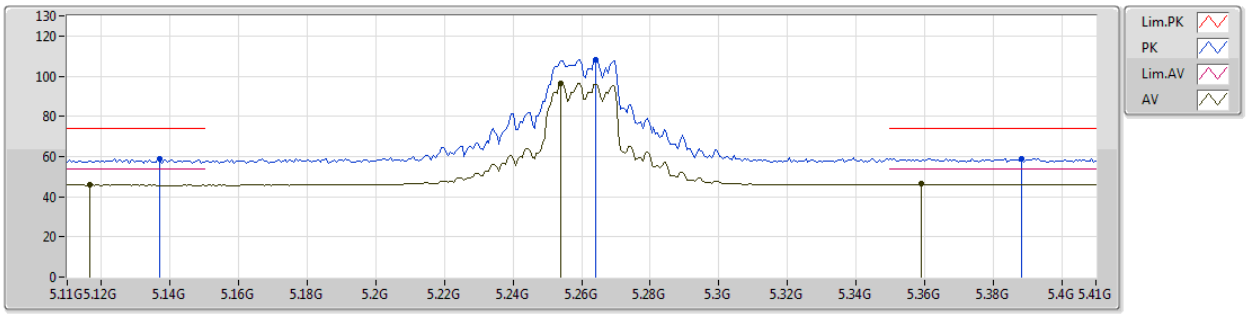

EUT Y_4TX
Setting 71
02-J-5-10
FSP
ANT6

Type	Freq	Level	Limit	Margin	Factor	Dist	Condition	Azimuth	Height	Comments
	(Hz)	(dBuV/m)	(dBuV/m)	(dB)	(dB)	(m)		(°)	(m)	
PK	5.137G	58.79	74.00	-15.21	8.02	3	Horizontal	214	1.04	-
AV	5.1166G	45.78	54.00	-8.22	7.97	3	Horizontal	214	1.04	-
PK	5.2642G	108.33	Inf	-Inf	8.26	3	Horizontal	214	1.04	-
AV	5.254G	96.35	Inf	-Inf	8.24	3	Horizontal	214	1.04	-
PK	5.3884G	58.93	74.00	-15.07	8.43	3	Horizontal	214	1.04	-
AV	5.359G	46.24	54.00	-7.76	8.38	3	Horizontal	214	1.04	-

802.11ax HEW20_Nss1,(MCS0)_4TX

5300MHz_TX

02/03/2019

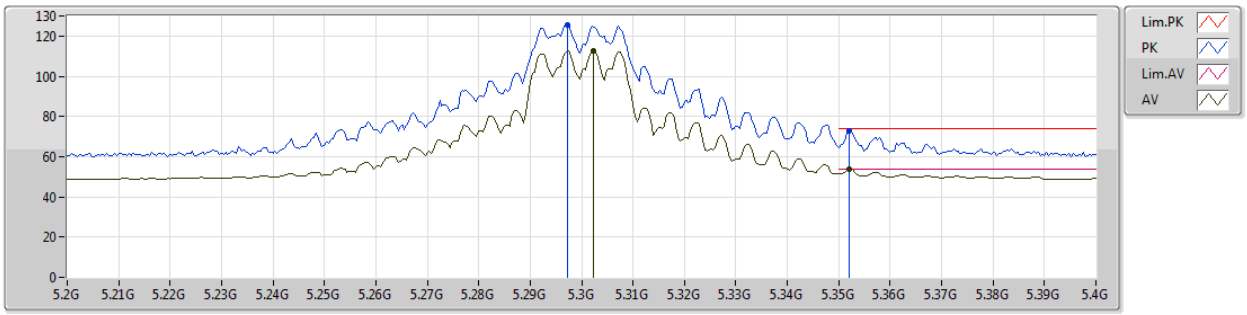

EUT Y_4TX
Setting 73
02-J-5-10
FSP
ANT6

Type	Freq	Level	Limit	Margin	Factor	Dist	Condition	Azimuth	Height	Comments
	(Hz)	(dBuV/m)	(dBuV/m)	(dB)	(dB)	(m)		(°)	(m)	
PK	5.2972G	125.55	Inf	-Inf	8.31	3	Vertical	158	2.37	-
AV	5.3024G	112.64	Inf	-Inf	8.31	3	Vertical	158	2.37	-
PK	5.352G	73.06	74.00	-0.94	8.38	3	Vertical	158	2.37	-
AV	5.352G	53.67	54.00	-0.33	8.38	3	Vertical	158	2.37	-

802.11ax HEW20_Nss1,(MCS0)_4TX

5300MHz_TX

02/03/2019

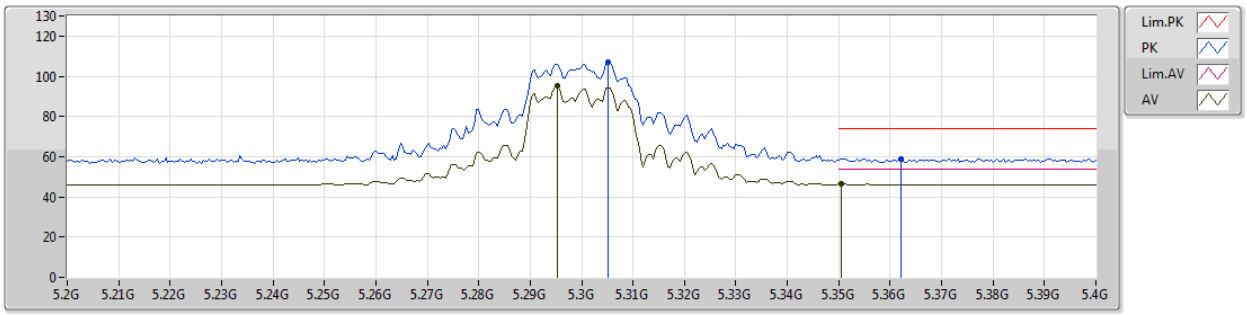

EUT Y_4TX
Setting 73
02-J-5-10
FSP
ANT6

Type	Freq	Level	Limit	Margin	Factor	Dist	Condition	Azimuth	Height	Comments
	(Hz)	(dBuV/m)	(dBuV/m)	(dB)	(dB)	(m)		(°)	(m)	
PK	5.3052G	107.23	Inf	-Inf	8.32	3	Horizontal	141	1.19	-
AV	5.2952G	95.16	Inf	-Inf	8.30	3	Horizontal	141	1.19	-
PK	5.362G	59.07	74.00	-14.93	8.39	3	Horizontal	141	1.19	-
AV	5.3504G	46.46	54.00	-7.54	8.38	3	Horizontal	141	1.19	-

802.11ax HEW20_Nss1,(MCS0)_4TX

5320MHz_TX

02/03/2019

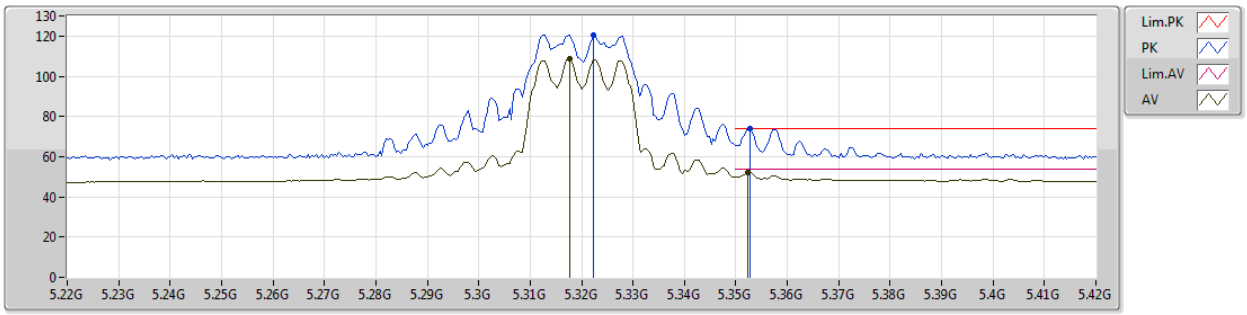

EUT Y_4TX
Setting 56
02-J-5-10
FSP
ANT6

Type	Freq	Level	Limit	Margin	Factor	Dist	Condition	Azimuth	Height	Comments
	(Hz)	(dBuV/m)	(dBuV/m)	(dB)	(dB)	(m)		(°)	(m)	
PK	5.3224G	120.68	Inf	-Inf	8.33	3	Vertical	147	2.39	-
AV	5.3176G	108.59	Inf	-Inf	8.33	3	Vertical	147	2.39	-
PK	5.3528G	73.96	74.00	-0.04	8.38	3	Vertical	147	2.39	-
AV	5.3524G	52.22	54.00	-1.78	8.38	3	Vertical	147	2.39	-

802.11ax HEW20_Nss1,(MCS0)_4TX

5320MHz_TX

02/03/2019

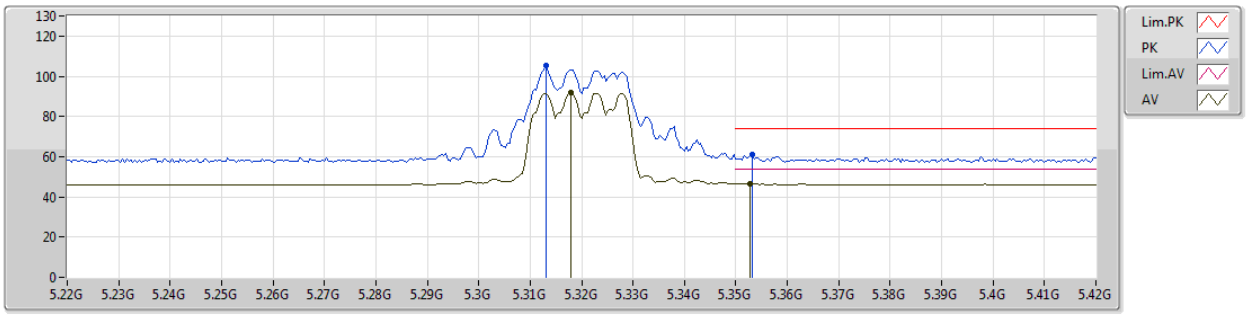

EUT Y_4TX
Setting 56
02-J-5-10
FSP
ANT6

Type	Freq	Level	Limit	Margin	Factor	Dist	Condition	Azimuth	Height	Comments
	(Hz)	(dBuV/m)	(dBuV/m)	(dB)	(dB)	(m)		(°)	(m)	
PK	5.3132G	105.36	Inf	-Inf	8.32	3	Horizontal	199	1.00	-
AV	5.318G	91.74	Inf	-Inf	8.33	3	Horizontal	199	1.00	-
PK	5.3532G	61.01	74.00	-12.99	8.38	3	Horizontal	199	1.00	-
AV	5.3528G	46.60	54.00	-7.40	8.38	3	Horizontal	199	1.00	-

802.11ax HEW20_Nss1,(MCS0)_4TX

5500MHz_TX

02/03/2019

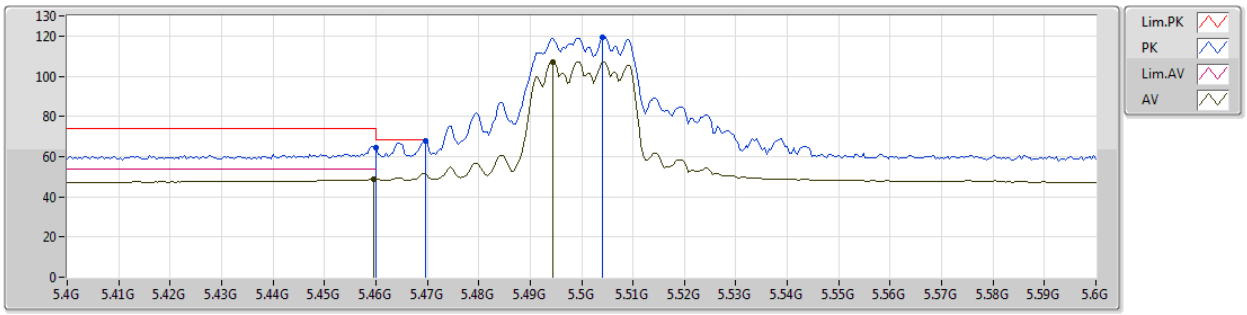

EUT Y_4TX
Setting 49
02-J-5-10
FSP
ANT6

Type	Freq	Level	Limit	Margin	Factor	Dist	Condition	Azimuth	Height	Comments
	(Hz)	(dBuV/m)	(dBuV/m)	(dB)	(dB)	(m)		(°)	(m)	
PK	5.46G	64.70	74.00	-9.30	8.55	3	Vertical	184	2.36	-
AV	5.4596G	48.71	54.00	-5.29	8.55	3	Vertical	184	2.36	-
PK	5.4696G	68.03	68.20	-0.17	8.56	3	Vertical	184	2.36	-
PK	5.504G	119.34	Inf	-Inf	8.62	3	Vertical	184	2.36	-
AV	5.4944G	107.11	Inf	-Inf	8.61	3	Vertical	184	2.36	-

802.11ax HEW20_Nss1,(MCS0)_4TX

5500MHz_TX

02/03/2019

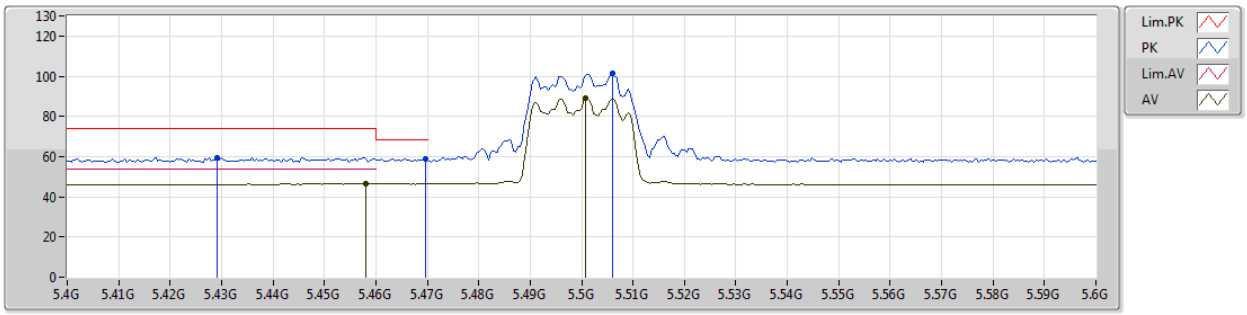

EUT Y_4TX
Setting 49
02-J-5-10
FSP
ANT6

Type	Freq	Level	Limit	Margin	Factor	Dist	Condition	Azimuth	Height	Comments
	(Hz)	(dBuV/m)	(dBuV/m)	(dB)	(dB)	(m)		(°)	(m)	
PK	5.4292G	59.66	74.00	-14.34	8.50	3	Horizontal	108	1.49	-
PK	5.4696G	59.02	68.20	-9.18	8.56	3	Horizontal	108	1.49	-
AV	5.458G	46.45	54.00	-7.55	8.55	3	Horizontal	108	1.49	-
PK	5.506G	101.22	Inf	-Inf	8.62	3	Horizontal	108	1.49	-
AV	5.5008G	88.85	Inf	-Inf	8.62	3	Horizontal	108	1.49	-

802.11ax HEW20_Nss1,(MCS0)_4TX

5580MHz_TX

02/03/2019

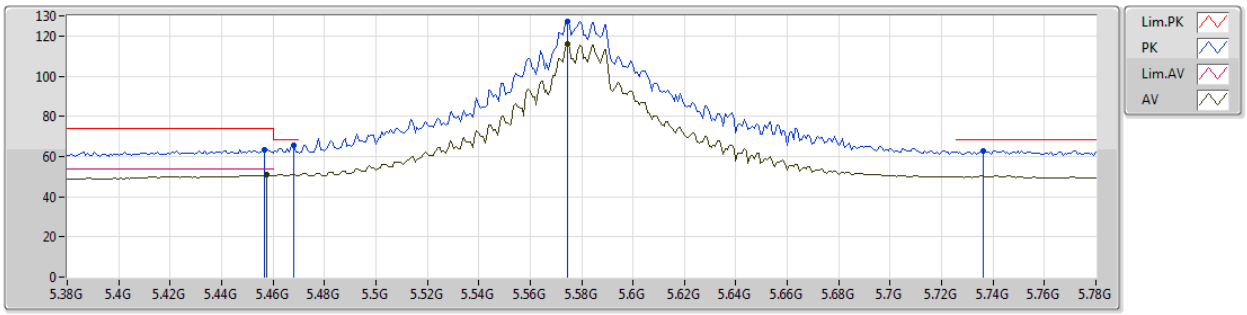

EUT Y_4TX
Setting 93
02-J-5-10
FSP
ANT6

Type	Freq	Level	Limit	Margin	Factor	Dist	Condition	Azimuth	Height	Comments
	(Hz)	(dBuV/m)	(dBuV/m)	(dB)	(dB)	(m)		(°)	(m)	
PK	5.4568G	63.56	74.00	-10.44	8.54	3	Vertical	182	2.32	-
AV	5.4576G	50.78	54.00	-3.22	8.54	3	Vertical	182	2.32	-
PK	5.468G	65.84	68.20	-2.36	8.56	3	Vertical	182	2.32	-
PK	5.5744G	127.07	Inf	-Inf	8.63	3	Vertical	182	2.32	-
AV	5.5744G	115.72	Inf	-Inf	8.63	3	Vertical	182	2.32	-
PK	5.736G	62.97	68.20	-5.23	8.82	3	Vertical	182	2.32	-

802.11ax HEW20_Nss1,(MCS0)_4TX

5580MHz_TX

02/03/2019

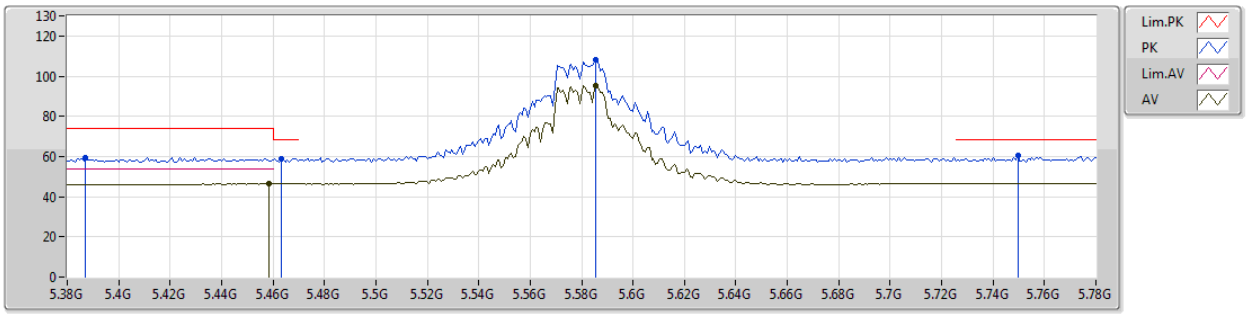

EUT Y_4TX
Setting 93
02-J-5-10
FSP
ANT6

Type	Freq	Level	Limit	Margin	Factor	Dist	Condition	Azimuth	Height	Comments
	(Hz)	(dBuV/m)	(dBuV/m)	(dB)	(dB)	(m)		(°)	(m)	
PK	5.3872G	59.63	74.00	-14.37	8.43	3	Horizontal	232	1.50	-
PK	5.4632G	58.70	68.20	-9.50	8.55	3	Horizontal	232	1.50	-
AV	5.4584G	46.37	54.00	-7.63	8.55	3	Horizontal	232	1.50	-
PK	5.5856G	108.27	Inf	-Inf	8.64	3	Horizontal	232	1.50	-
AV	5.5856G	95.18	Inf	-Inf	8.64	3	Horizontal	232	1.50	-
PK	5.7496G	60.61	68.20	-7.59	8.82	3	Horizontal	232	1.50	-

802.11ax HEW20_Nss1,(MCS0)_4TX

5700MHz_TX

02/03/2019

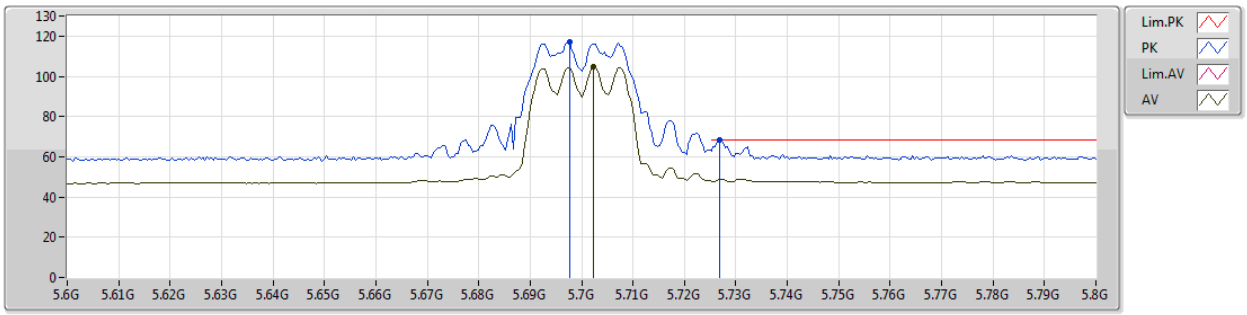

EUT Y_4TX
Setting 34
02-J-5-10
FSP
ANT6

Type	Freq	Level	Limit	Margin	Factor	Dist	Condition	Azimuth	Height	Comments
	(Hz)	(dBuV/m)	(dBuV/m)	(dB)	(dB)	(m)		(°)	(m)	
PK	5.6976G	117.31	Inf	-Inf	8.77	3	Vertical	178	2.25	-
AV	5.7024G	104.51	Inf	-Inf	8.77	3	Vertical	178	2.25	-
PK	5.7268G	68.19	68.20	-0.01	8.80	3	Vertical	178	2.25	-

802.11ax HEW20_Nss1,(MCS0)_4TX

5700MHz_TX

02/03/2019

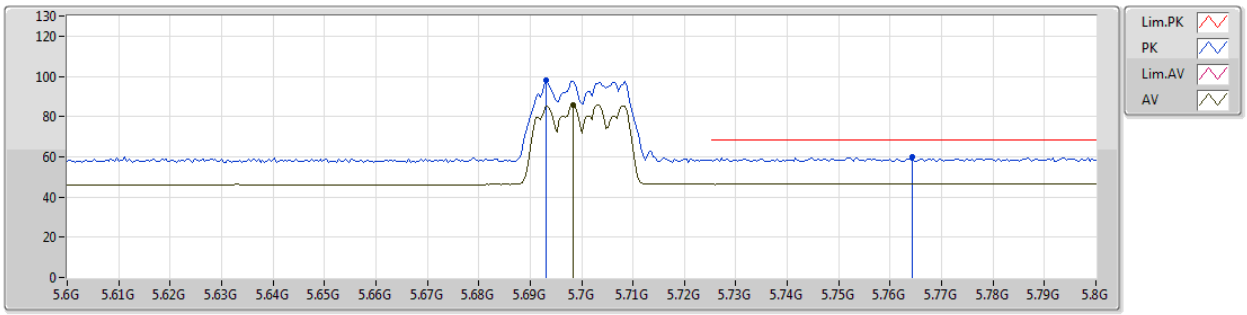

EUT Y_4TX
Setting 34
02-J-5-10
FSP
ANT6

Type	Freq	Level	Limit	Margin	Factor	Dist	Condition	Azimuth	Height	Comments
	(Hz)	(dBuV/m)	(dBuV/m)	(dB)	(dB)	(m)		(°)	(m)	
PK	5.6932G	98.29	Inf	-Inf	8.76	3	Horizontal	214	1.50	-
AV	5.6984G	85.75	Inf	-Inf	8.77	3	Horizontal	214	1.50	-
PK	5.7644G	59.89	68.20	-8.31	8.83	3	Horizontal	214	1.50	-

802.11ax HEW20_Nss1,(MCS0)_4TX

5720MHz Straddle 5.47-5.725GHz_TX

02/03/2019

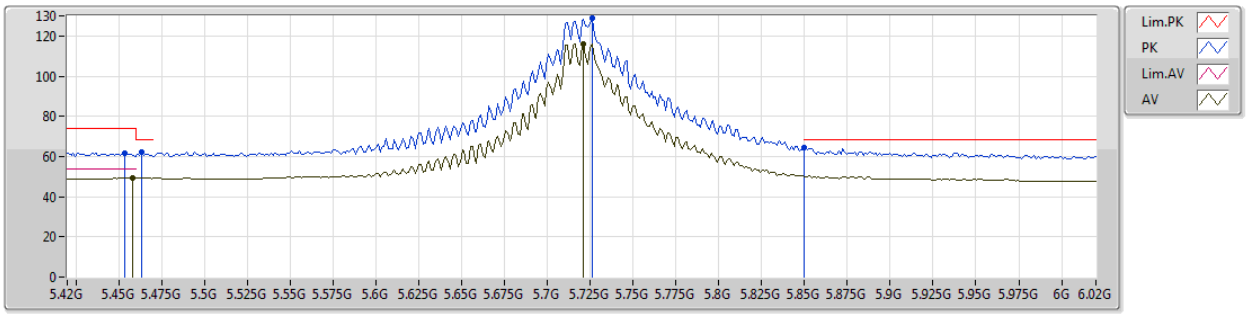

EUT Y_4TX
Setting 94
02-J-5-10
FSP
ANT6

Type	Freq	Level	Limit	Margin	Factor	Dist	Condition	Azimuth	Height	Comments
	(Hz)	(dBuV/m)	(dBuV/m)	(dB)	(dB)	(m)		(°)	(m)	
PK	5.4536G	61.78	74.00	-12.22	8.54	3	Vertical	171	2.33	-
AV	5.4584G	49.15	54.00	-4.85	8.55	3	Vertical	171	2.33	-
PK	5.4632G	62.30	68.20	-5.90	8.55	3	Vertical	171	2.33	-
PK	5.726G	128.79	Inf	-Inf	8.80	3	Vertical	171	2.33	-
AV	5.7212G	116.17	Inf	-Inf	8.79	3	Vertical	171	2.33	-
PK	5.85G	64.64	68.20	-3.56	8.86	3	Vertical	171	2.33	-

802.11ax HEW20_Nss1,(MCS0)_4TX

5720MHz Straddle 5.47-5.725GHz_TX

02/03/2019

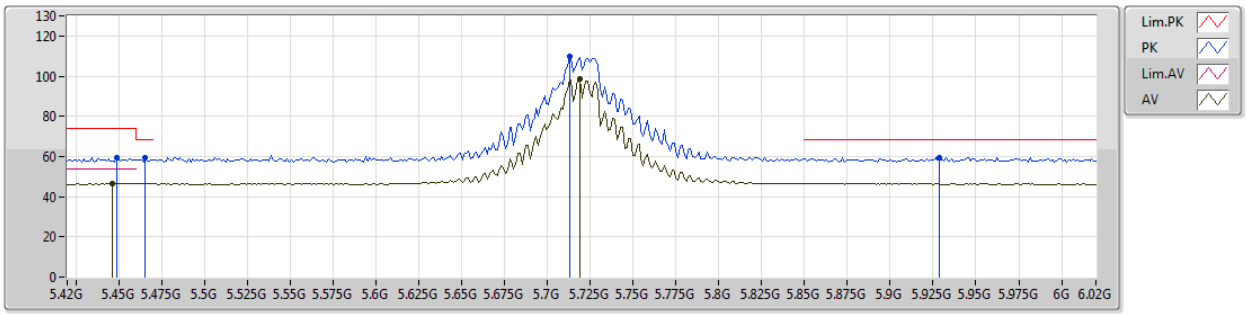

EUT Y_4TX
Setting 94
02-J-5-10
FSP
ANT6

Type	Freq	Level	Limit	Margin	Factor	Dist	Condition	Azimuth	Height	Comments
	(Hz)	(dBuV/m)	(dBuV/m)	(dB)	(dB)	(m)		(°)	(m)	
PK	5.4488G	59.47	74.00	-14.53	8.52	3	Horizontal	214	1.42	-
AV	5.4464G	46.37	54.00	-7.63	8.52	3	Horizontal	214	1.42	-
PK	5.4656G	59.17	68.20	-9.03	8.56	3	Horizontal	214	1.42	-
PK	5.7128G	109.55	Inf	-Inf	8.78	3	Horizontal	214	1.42	-
AV	5.7188G	98.50	Inf	-Inf	8.78	3	Horizontal	214	1.42	-
PK	5.9288G	59.67	68.20	-8.53	8.86	3	Horizontal	214	1.42	-

802.11ax HEW40_Nss1,(MCS0)_4TX

5270MHz_TX

02/03/2019

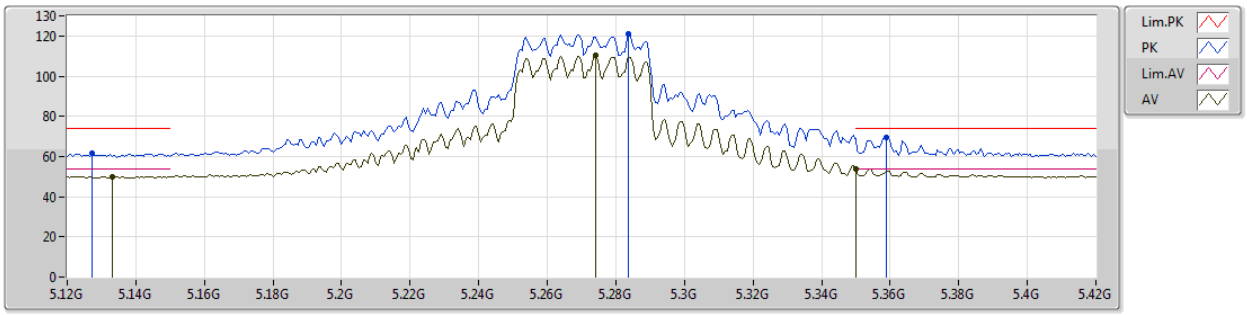

EUT Y_4TX
Setting 66
02-J-5-10
FSP
ANT6

Type	Freq	Level	Limit	Margin	Factor	Dist	Condition	Azimuth	Height	Comments
	(Hz)	(dBuV/m)	(dBuV/m)	(dB)	(dB)	(m)		(°)	(m)	
PK	5.1272G	61.71	74.00	-12.29	8.00	3	Vertical	166	2.42	-
AV	5.1332G	49.93	54.00	-4.07	8.02	3	Vertical	166	2.42	-
PK	5.2838G	120.80	Inf	-Inf	8.29	3	Vertical	166	2.42	-
AV	5.2742G	110.18	Inf	-Inf	8.27	3	Vertical	166	2.42	-
PK	5.3588G	69.52	74.00	-4.48	8.38	3	Vertical	166	2.42	-
AV	5.35G	53.96	54.00	-0.04	8.38	3	Vertical	166	2.42	-

802.11ax HEW40_Nss1,(MCS0)_4TX

5270MHz_TX

02/03/2019

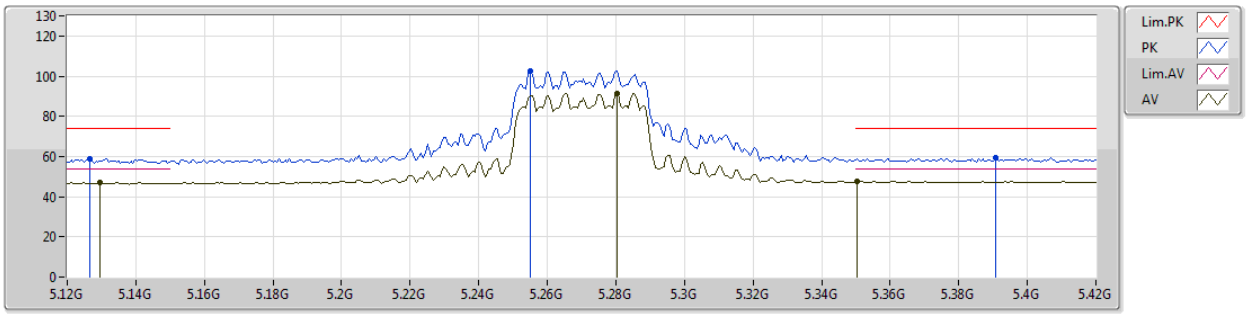

EUT Y_4TX
Setting 66
02-J-5-10
FSP
ANT6

Type	Freq	Level	Limit	Margin	Factor	Dist	Condition	Azimuth	Height	Comments
	(Hz)	(dBuV/m)	(dBuV/m)	(dB)	(dB)	(m)		(°)	(m)	
PK	5.1266G	58.89	74.00	-15.11	8.00	3	Horizontal	144	1.50	-
AV	5.1296G	47.07	54.00	-6.93	8.01	3	Horizontal	144	1.50	-
PK	5.255G	102.67	Inf	-Inf	8.25	3	Horizontal	144	1.50	-
AV	5.2802G	91.57	Inf	-Inf	8.28	3	Horizontal	144	1.50	-
PK	5.3906G	59.40	74.00	-14.60	8.43	3	Horizontal	144	1.50	-
AV	5.3504G	47.76	54.00	-6.24	8.38	3	Horizontal	144	1.50	-

802.11ax HEW40_Nss1,(MCS0)_4TX

5310MHz_TX

02/03/2019

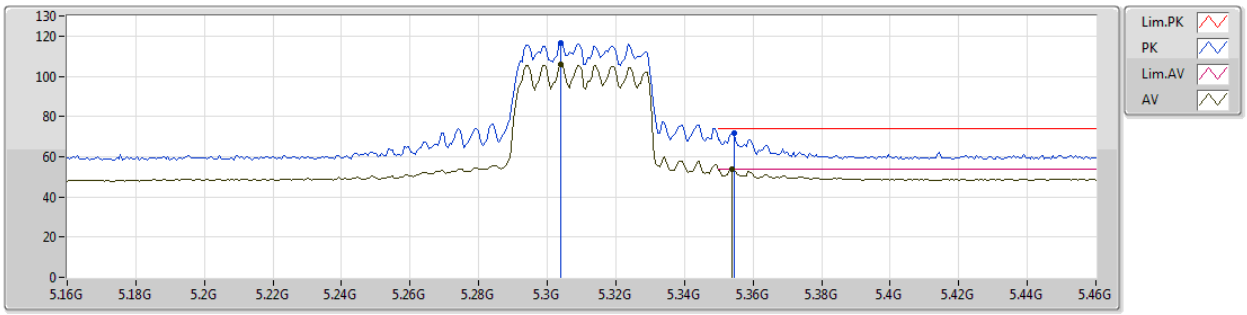

EUT Y_4TX
Setting 50
02-J-5-10
FSP
ANT6

Type	Freq	Level	Limit	Margin	Factor	Dist	Condition	Azimuth	Height	Comments
	(Hz)	(dBuV/m)	(dBuV/m)	(dB)	(dB)	(m)		(°)	(m)	
PK	5.304G	116.77	Inf	-Inf	8.31	3	Vertical	162	2.41	-
AV	5.304G	105.91	Inf	-Inf	8.31	3	Vertical	162	2.41	-
PK	5.3544G	71.83	74.00	-2.17	8.38	3	Vertical	162	2.41	-
AV	5.3538G	53.78	54.00	-0.22	8.38	3	Vertical	162	2.41	-

802.11ax HEW40_Nss1,(MCS0)_4TX

5310MHz_TX

02/03/2019

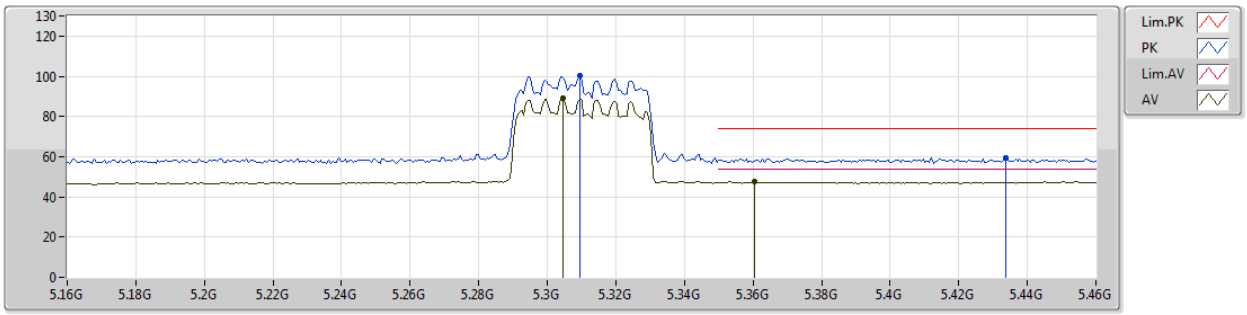

EUT Y_4TX
Setting 50
02-J-5-10
FSP
ANT6

Type	Freq	Level	Limit	Margin	Factor	Dist	Condition	Azimuth	Height	Comments
	(Hz)	(dBuV/m)	(dBuV/m)	(dB)	(dB)	(m)		(°)	(m)	
PK	5.3094G	100.08	Inf	-Inf	8.32	3	Horizontal	211	1.07	-
AV	5.3046G	89.25	Inf	-Inf	8.32	3	Horizontal	211	1.07	-
PK	5.4336G	59.46	74.00	-14.54	8.50	3	Horizontal	211	1.07	-
AV	5.3604G	47.65	54.00	-6.35	8.39	3	Horizontal	211	1.07	-

802.11ax HEW40_Nss1,(MCS0)_4TX

5510MHz_TX

02/03/2019

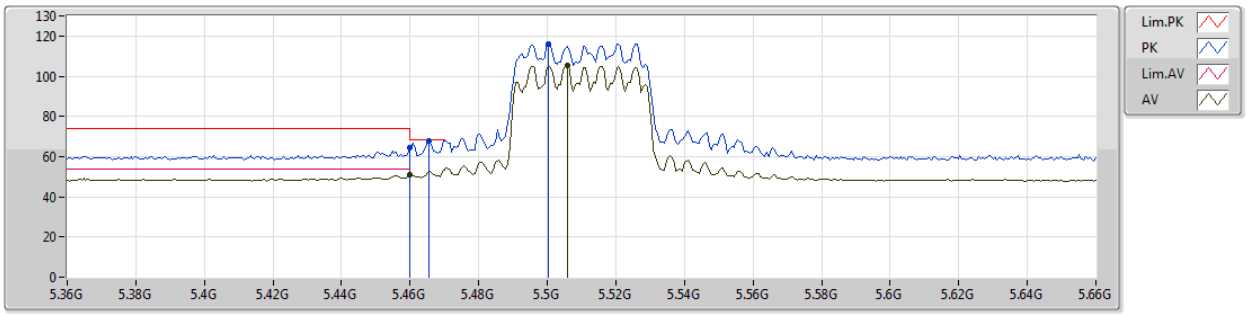

EUT Y_4TX
Setting 46
02-J-5-10
FSP
ANT6

Type	Freq	Level	Limit	Margin	Factor	Dist	Condition	Azimuth	Height	Comments
	(Hz)	(dBuV/m)	(dBuV/m)	(dB)	(dB)	(m)		(°)	(m)	
PK	5.46G	64.67	74.00	-9.33	8.55	3	Vertical	170	2.38	-
AV	5.46G	50.77	54.00	-3.23	8.55	3	Vertical	170	2.38	-
PK	5.4656G	68.05	68.20	-0.15	8.56	3	Vertical	170	2.38	-
PK	5.5004G	116.23	Inf	-Inf	8.62	3	Vertical	170	2.38	-
AV	5.5058G	105.21	Inf	-Inf	8.62	3	Vertical	170	2.38	-

802.11ax HEW40_Nss1,(MCS0)_4TX

5510MHz_TX

02/03/2019

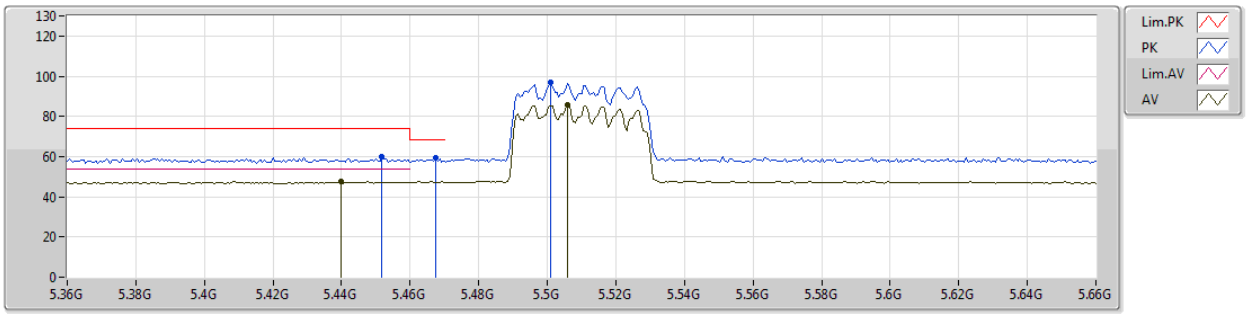

EUT Y_4TX
Setting 46
02-J-5-10
FSP
ANT6

Type	Freq	Level	Limit	Margin	Factor	Dist	Condition	Azimuth	Height	Comments
	(Hz)	(dBuV/m)	(dBuV/m)	(dB)	(dB)	(m)		(°)	(m)	
PK	5.4518G	59.92	74.00	-14.08	8.54	3	Horizontal	106	1.49	-
AV	5.4398G	47.45	54.00	-6.55	8.51	3	Horizontal	106	1.49	-
PK	5.4674G	59.12	68.20	-9.08	8.56	3	Horizontal	106	1.49	-
PK	5.501G	97.05	Inf	-Inf	8.62	3	Horizontal	106	1.49	-
AV	5.5058G	85.81	Inf	-Inf	8.62	3	Horizontal	106	1.49	-

802.11ax HEW40_Nss1,(MCS0)_4TX

5550MHz_TX

02/03/2019

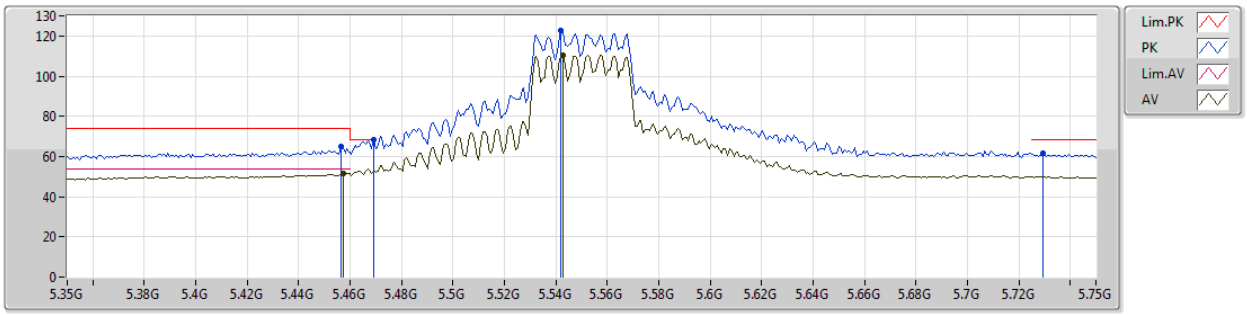

EUT Y_4TX
Setting 66
02-J-5-10
FSP
ANT6

Type	Freq	Level	Limit	Margin	Factor	Dist	Condition	Azimuth	Height	Comments
	(Hz)	(dBuV/m)	(dBuV/m)	(dB)	(dB)	(m)		(°)	(m)	
PK	5.4564G	64.91	74.00	-9.09	8.54	3	Vertical	171	2.34	-
AV	5.4572G	51.72	54.00	-2.28	8.54	3	Vertical	171	2.34	-
PK	5.4692G	68.11	68.20	-0.09	8.56	3	Vertical	171	2.34	-
PK	5.542G	122.69	Inf	-Inf	8.63	3	Vertical	171	2.34	-
AV	5.5428G	110.32	Inf	-Inf	8.63	3	Vertical	171	2.34	-
PK	5.7292G	61.59	68.20	-6.61	8.81	3	Vertical	171	2.34	-

802.11ax HEW40_Nss1,(MCS0)_4TX

5550MHz_TX

02/03/2019

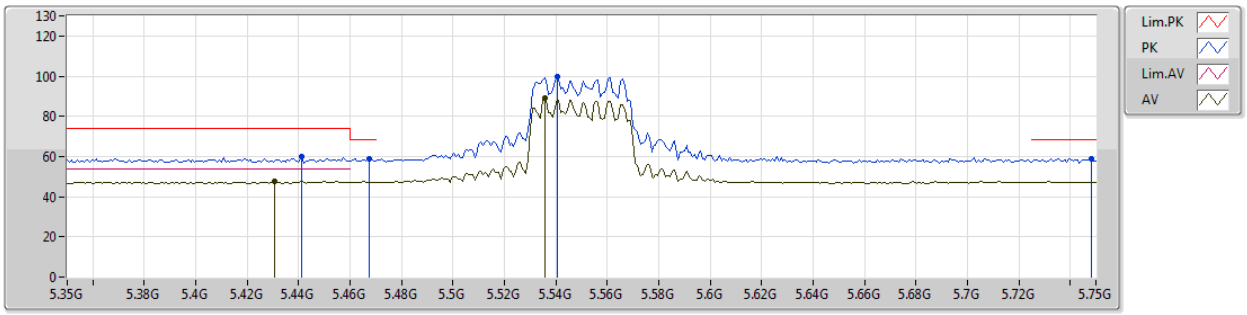

EUT Y_4TX
Setting 66
02-J-5-10
FSP
ANT6

Type	Freq	Level	Limit	Margin	Factor	Dist	Condition	Azimuth	Height	Comments
	(Hz)	(dBuV/m)	(dBuV/m)	(dB)	(dB)	(m)		(°)	(m)	
PK	5.4412G	59.79	74.00	-14.21	8.51	3	Horizontal	233	1.50	-
AV	5.4308G	47.45	54.00	-6.55	8.50	3	Horizontal	233	1.50	-
PK	5.4676G	58.86	68.20	-9.34	8.56	3	Horizontal	233	1.50	-
PK	5.5404G	99.47	Inf	-Inf	8.63	3	Horizontal	233	1.50	-
AV	5.5356G	88.99	Inf	-Inf	8.63	3	Horizontal	233	1.50	-
PK	5.7484G	59.04	68.20	-9.16	8.82	3	Horizontal	233	1.50	-

802.11ax HEW40_Nss1,(MCS0)_4TX

5670MHz_TX

02/03/2019

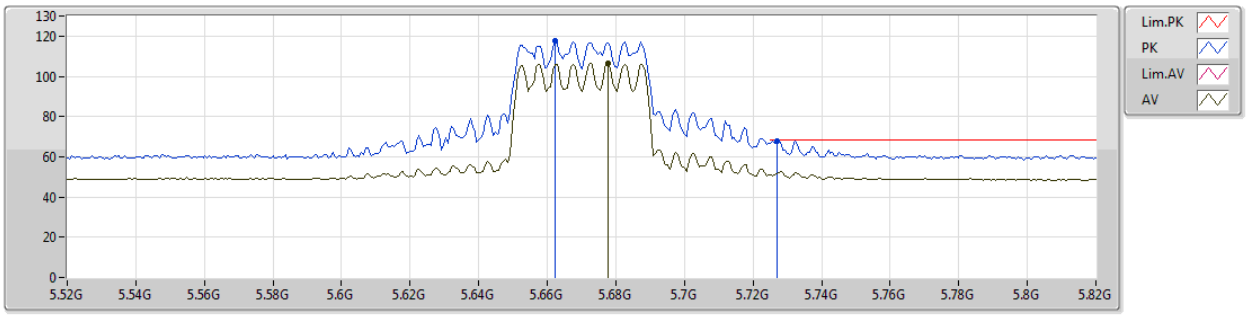

EUT Y_4TX
Setting 50
02-J-5-10
FSP
ANT6

Type	Freq	Level	Limit	Margin	Factor	Dist	Condition	Azimuth	Height	Comments
	(Hz)	(dBuV/m)	(dBuV/m)	(dB)	(dB)	(m)		(°)	(m)	
PK	5.6622G	117.90	Inf	-Inf	8.72	3	Vertical	178	2.37	-
AV	5.6778G	106.40	Inf	-Inf	8.75	3	Vertical	178	2.37	-
PK	5.727G	68.03	68.20	-0.17	8.81	3	Vertical	178	2.37	-

802.11ax HEW40_Nss1,(MCS0)_4TX

5670MHz_TX

02/03/2019

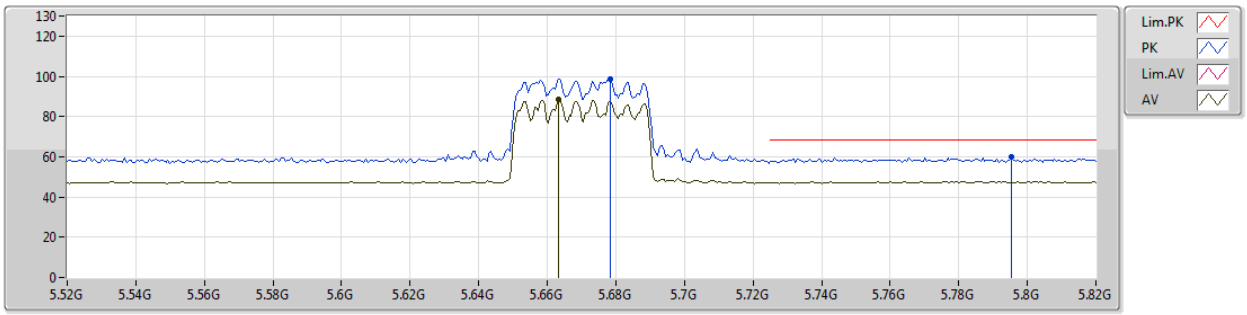

EUT Y_4TX
Setting 50
02-J-5-10
FSP
ANT6

Type	Freq	Level	Limit	Margin	Factor	Dist	Condition	Azimuth	Height	Comments
	(Hz)	(dBuV/m)	(dBuV/m)	(dB)	(dB)	(m)		(°)	(m)	
PK	5.6784G	98.77	Inf	-Inf	8.75	3	Horizontal	215	1.18	-
AV	5.6634G	88.55	Inf	-Inf	8.72	3	Horizontal	215	1.18	-
PK	5.7954G	59.84	68.20	-8.36	8.87	3	Horizontal	215	1.18	-

802.11ax HEW40_Nss1,(MCS0)_4TX

5710MHz Straddle 5.47-5.725GHz_TX

02/03/2019

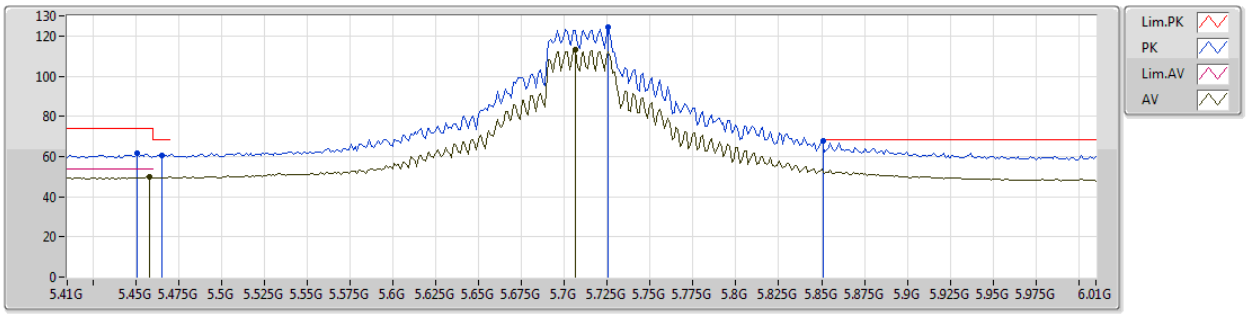

EUT Y_4TX
Setting 78
02-J-5-10
FSP
ANT6

Type	Freq	Level	Limit	Margin	Factor	Dist	Condition	Azimuth	Height	Comments
	(Hz)	(dBuV/m)	(dBuV/m)	(dB)	(dB)	(m)		(°)	(m)	
PK	5.4508G	61.38	74.00	-12.62	8.54	3	Vertical	170	2.26	-
AV	5.458G	49.78	54.00	-4.22	8.55	3	Vertical	170	2.26	-
PK	5.4652G	60.76	68.20	-7.44	8.55	3	Vertical	170	2.26	-
PK	5.7256G	124.45	Inf	-Inf	8.80	3	Vertical	170	2.26	-
AV	5.7064G	113.00	Inf	-Inf	8.78	3	Vertical	170	2.26	-
PK	5.851G	67.98	68.20	-0.22	8.86	3	Vertical	170	2.26	-

802.11ax HEW40_Nss1,(MCS0)_4TX

5710MHz Straddle 5.47-5.725GHz_TX

02/03/2019

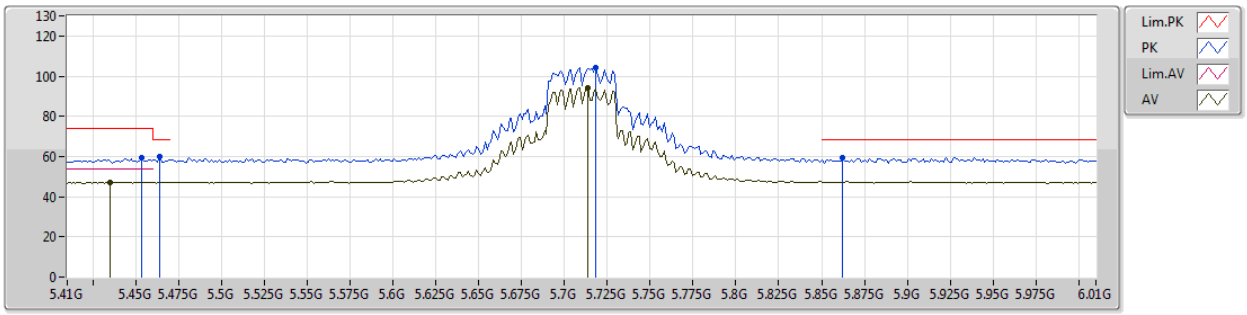

EUT Y_4TX
Setting 78
02-J-5-10
FSP
ANT6

Type	Freq	Level	Limit	Margin	Factor	Dist	Condition	Azimuth	Height	Comments
	(Hz)	(dBuV/m)	(dBuV/m)	(dB)	(dB)	(m)		(°)	(m)	
PK	5.4532G	59.56	74.00	-14.44	8.54	3	Horizontal	215	1.43	-
AV	5.4352G	47.28	54.00	-6.72	8.51	3	Horizontal	215	1.43	-
PK	5.464G	59.87	68.20	-8.33	8.55	3	Horizontal	215	1.43	-
PK	5.7184G	104.50	Inf	-Inf	8.78	3	Horizontal	215	1.43	-
AV	5.7136G	94.30	Inf	-Inf	8.78	3	Horizontal	215	1.43	-
PK	5.8624G	59.48	68.20	-8.72	8.86	3	Horizontal	215	1.43	-

802.11ax HEW80_Nss1,(MCS0)_4TX

5290MHz_TX

02/03/2019

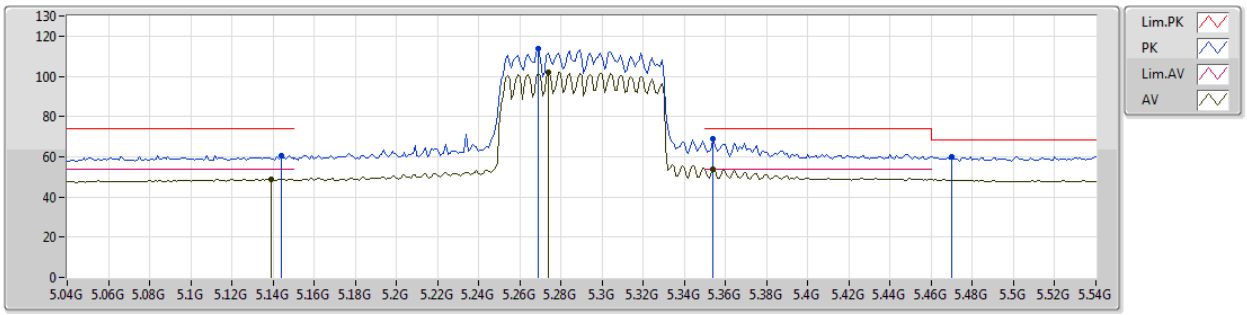

EUT Y_4TX
Setting 49
02-J-5-10
FSP
ANT6

Type	Freq	Level	Limit	Margin	Factor	Dist	Condition	Azimuth	Height	Comments
	(Hz)	(dBuV/m)	(dBuV/m)	(dB)	(dB)	(m)		(°)	(m)	
PK	5.144G	60.75	74.00	-13.25	8.04	3	Vertical	161	2.42	-
AV	5.139G	48.69	54.00	-5.31	8.03	3	Vertical	161	2.42	-
PK	5.269G	113.50	Inf	-Inf	8.26	3	Vertical	161	2.42	-
AV	5.274G	101.90	Inf	-Inf	8.27	3	Vertical	161	2.42	-
PK	5.354G	69.18	74.00	-4.82	8.38	3	Vertical	161	2.42	-
AV	5.354G	53.98	54.00	-0.02	8.38	3	Vertical	161	2.42	-
PK	5.47G	60.15	68.20	-8.05	8.56	3	Vertical	161	2.42	-

802.11ax HEW80_Nss1,(MCS0)_4TX

5290MHz_TX

02/03/2019

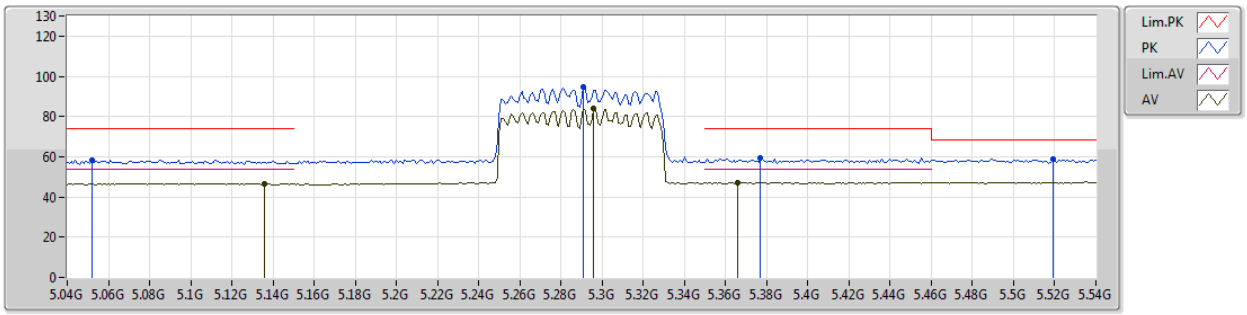

EUT Y_4TX
Setting 49
02-J-5-10
FSP
ANT6

Type	Freq	Level	Limit	Margin	Factor	Dist	Condition	Azimuth	Height	Comments
	(Hz)	(dBuV/m)	(dBuV/m)	(dB)	(dB)	(m)		(°)	(m)	
PK	5.052G	58.47	74.00	-15.53	7.82	3	Horizontal	231	1.36	-
AV	5.136G	46.76	54.00	-7.24	8.02	3	Horizontal	231	1.36	-
PK	5.291G	94.75	Inf	-Inf	8.30	3	Horizontal	231	1.36	-
AV	5.296G	84.19	Inf	-Inf	8.31	3	Horizontal	231	1.36	-
PK	5.377G	59.35	74.00	-14.65	8.41	3	Horizontal	231	1.36	-
AV	5.366G	47.34	54.00	-6.66	8.39	3	Horizontal	231	1.36	-
PK	5.519G	58.92	68.20	-9.28	8.62	3	Horizontal	231	1.36	-

802.11ax HEW80_Nss1,(MCS0)_4TX

5530MHz_TX

04/03/2019

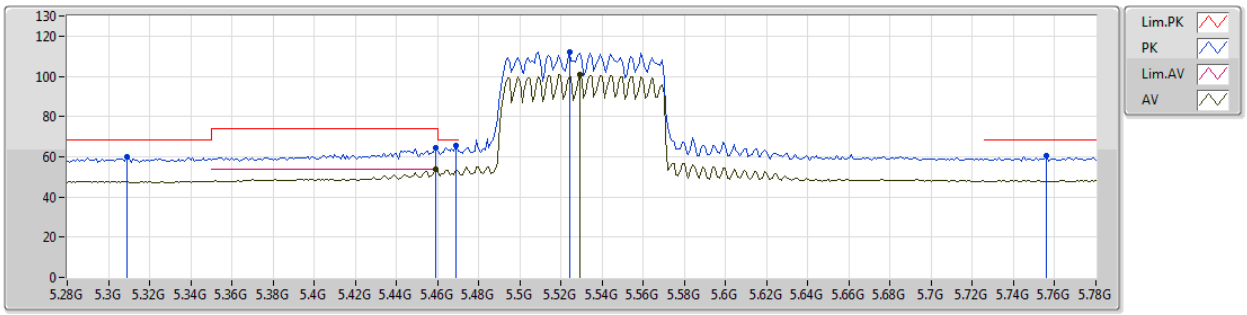

EUT Y_4TX
Setting 46
02-R-5-10
FSP
ANT6

Type	Freq	Level	Limit	Margin	Factor	Dist	Condition	Azimuth	Height	Comments
	(Hz)	(dBuV/m)	(dBuV/m)	(dB)	(dB)	(m)		(°)	(m)	
PK	5.309G	59.71	68.20	-8.49	8.32	3	Vertical	329	2.19	-
PK	5.459G	64.40	74.00	-9.60	8.55	3	Vertical	329	2.19	-
AV	5.459G	53.80	54.00	-0.20	8.55	3	Vertical	329	2.19	-
PK	5.469G	65.40	68.20	-2.80	8.56	3	Vertical	329	2.19	-
PK	5.524G	111.95	Inf	-Inf	8.62	3	Vertical	329	2.19	-
AV	5.529G	100.77	Inf	-Inf	8.63	3	Vertical	329	2.19	-
PK	5.756G	60.30	68.20	-7.90	8.83	3	Vertical	329	2.19	-

802.11ax HEW80_Nss1,(MCS0)_4TX

5530MHz_TX

04/03/2019

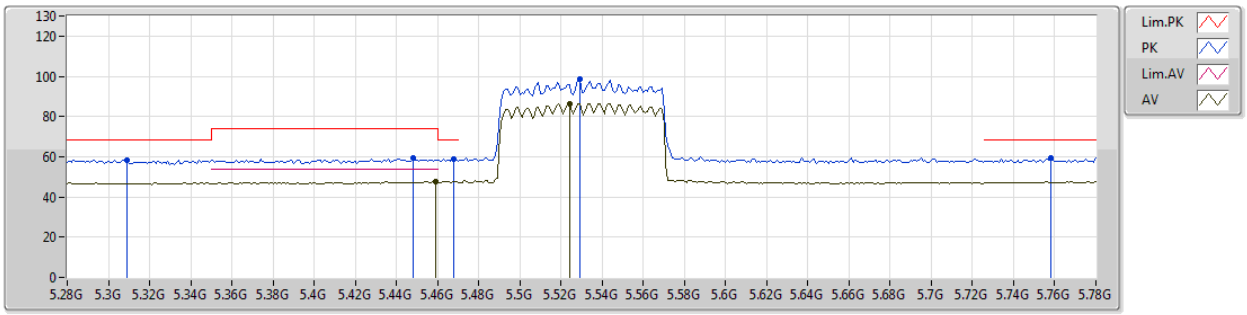

EUT Y_4TX
Setting 46
02-R-5-10
FSP
ANT6

Type	Freq	Level	Limit	Margin	Factor	Dist	Condition	Azimuth	Height	Comments
	(Hz)	(dBuV/m)	(dBuV/m)	(dB)	(dB)	(m)		(°)	(m)	
PK	5.309G	58.29	68.20	-9.91	8.32	3	Horizontal	275	1.33	-
PK	5.448G	59.63	74.00	-14.37	8.52	3	Horizontal	275	1.33	-
AV	5.459G	47.73	54.00	-6.27	8.55	3	Horizontal	275	1.33	-
PK	5.468G	59.01	68.20	-9.19	8.56	3	Horizontal	275	1.33	-
PK	5.529G	98.49	Inf	-Inf	8.63	3	Horizontal	275	1.33	-
AV	5.524G	86.47	Inf	-Inf	8.62	3	Horizontal	275	1.33	-
PK	5.758G	59.64	68.20	-8.56	8.84	3	Horizontal	275	1.33	-

802.11ax HEW80_Nss1,(MCS0)_4TX

5610MHz_TX

04/03/2019

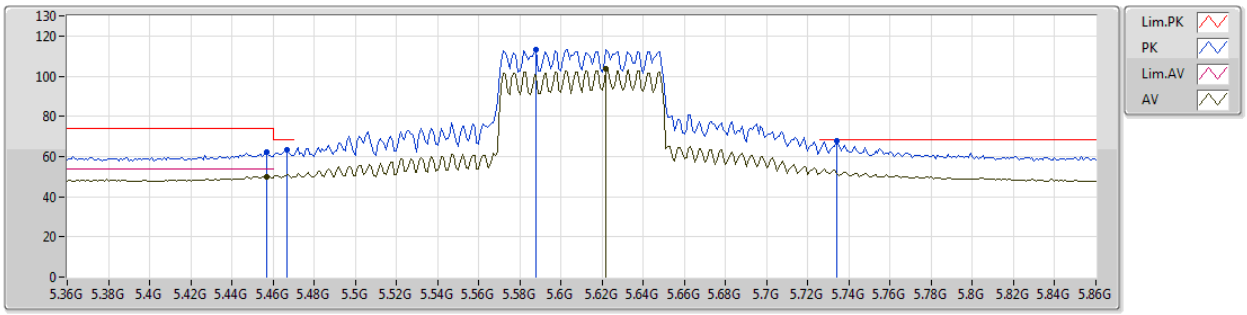

EUT Y_4TX
Setting 55
02-R-5-10
FSP
ANT6

Type	Freq	Level	Limit	Margin	Factor	Dist	Condition	Azimuth	Height	Comments
	(Hz)	(dBuV/m)	(dBuV/m)	(dB)	(dB)	(m)		(°)	(m)	
PK	5.457G	62.02	74.00	-11.98	8.54	3	Vertical	349	2.28	-
AV	5.457G	49.90	54.00	-4.10	8.54	3	Vertical	349	2.28	-
PK	5.467G	63.25	68.20	-4.95	8.56	3	Vertical	349	2.28	-
PK	5.588G	113.20	Inf	-Inf	8.64	3	Vertical	349	2.28	-
AV	5.622G	103.44	Inf	-Inf	8.66	3	Vertical	349	2.28	-
PK	5.734G	67.98	68.20	-0.22	8.81	3	Vertical	349	2.28	-

802.11ax HEW80_Nss1,(MCS0)_4TX

5610MHz_TX

04/03/2019

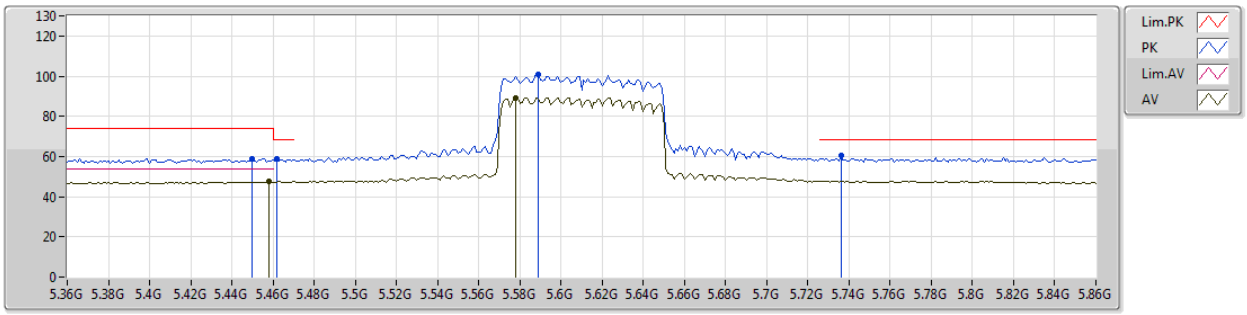

EUT Y_4TX
Setting 55
02-R-5-10
FSP
ANT6

Type	Freq	Level	Limit	Margin	Factor	Dist	Condition	Azimuth	Height	Comments
	(Hz)	(dBuV/m)	(dBuV/m)	(dB)	(dB)	(m)		(°)	(m)	
PK	5.45G	59.00	74.00	-15.00	8.54	3	Horizontal	272	1.14	-
AV	5.458G	47.36	54.00	-6.64	8.55	3	Horizontal	272	1.14	-
PK	5.462G	58.56	68.20	-9.64	8.55	3	Horizontal	272	1.14	-
PK	5.589G	101.14	Inf	-Inf	8.64	3	Horizontal	272	1.14	-
AV	5.578G	89.34	Inf	-Inf	8.64	3	Horizontal	272	1.14	-
PK	5.736G	60.28	68.20	-7.92	8.82	3	Horizontal	272	1.14	-

802.11ax HEW80_Nss1,(MCS0)_4TX

5690MHz Straddle 5.47-5.725GHz_TX

04/03/2019

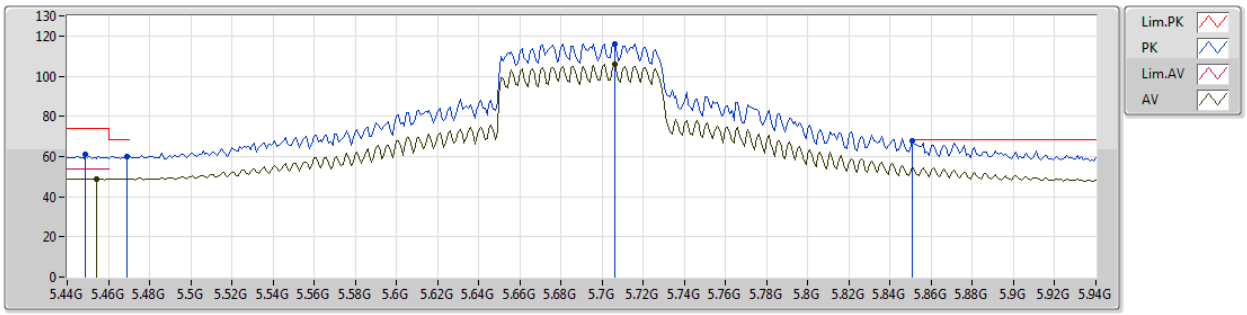

EUT Y_4TX
Setting 66
02-R-5-10
FSP
ANT6

Type	Freq	Level	Limit	Margin	Factor	Dist	Condition	Azimuth	Height	Comments
	(Hz)	(dBuV/m)	(dBuV/m)	(dB)	(dB)	(m)		(°)	(m)	
PK	5.449G	60.87	74.00	-13.13	8.52	3	Vertical	340	2.45	-
AV	5.454G	48.89	54.00	-5.11	8.54	3	Vertical	340	2.45	-
PK	5.469G	59.88	68.20	-8.32	8.56	3	Vertical	340	2.45	-
PK	5.706G	116.16	Inf	-Inf	8.78	3	Vertical	340	2.45	-
AV	5.706G	105.71	Inf	-Inf	8.78	3	Vertical	340	2.45	-
PK	5.851G	67.99	68.20	-0.21	8.86	3	Vertical	340	2.45	-

802.11ax HEW80_Nss1,(MCS0)_4TX

5690MHz Straddle 5.47-5.725GHz_TX

04/03/2019

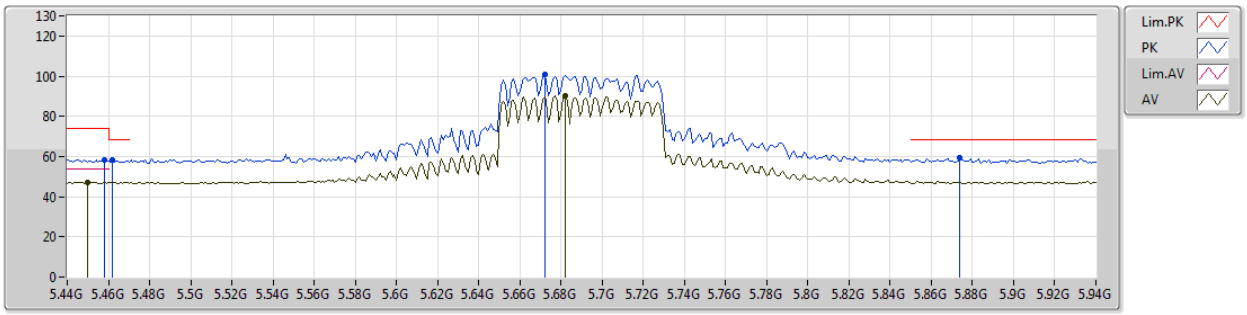

EUT Y_4TX
Setting 66
02-R-5-10
FSP
ANT6

Type	Freq	Level	Limit	Margin	Factor	Dist	Condition	Azimuth	Height	Comments
	(Hz)	(dBuV/m)	(dBuV/m)	(dB)	(dB)	(m)		(°)	(m)	
PK	5.458G	58.27	74.00	-15.73	8.55	3	Horizontal	27	1.12	-
AV	5.45G	47.32	54.00	-6.68	8.54	3	Horizontal	27	1.12	-
PK	5.462G	58.02	68.20	-10.18	8.55	3	Horizontal	27	1.12	-
PK	5.672G	101.11	Inf	-Inf	8.73	3	Horizontal	27	1.12	-
AV	5.682G	90.03	Inf	-Inf	8.75	3	Horizontal	27	1.12	-
PK	5.874G	59.15	68.20	-9.05	8.86	3	Horizontal	27	1.12	-

802.11ax HEW160_Nss1,(MCS0)_4TX

5250MHz Straddle 5.25-5.35GHz_TX

04/03/2019

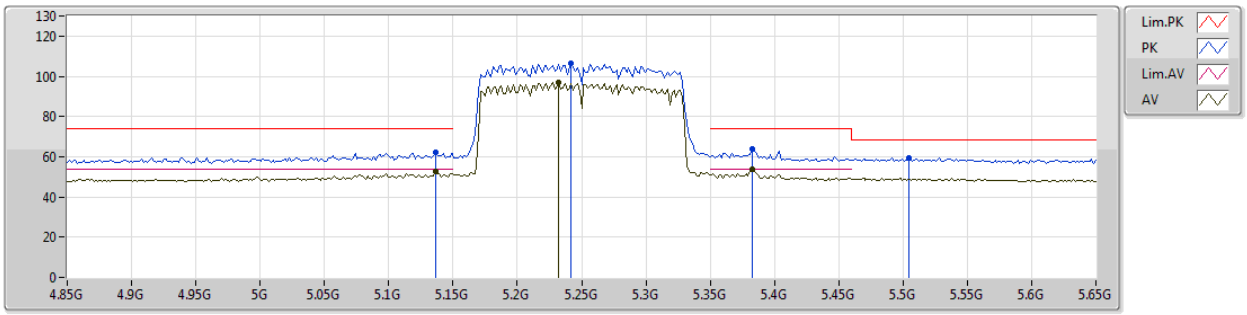

EUT Y_4TX
Setting 43
02-R-5-10
FSP
ANT6

Type	Freq	Level	Limit	Margin	Factor	Dist	Condition	Azimuth	Height	Comments
	(Hz)	(dBuV/m)	(dBuV/m)	(dB)	(dB)	(m)		(°)	(m)	
PK	5.1364G	62.19	74.00	-11.81	8.02	3	Vertical	358	2.49	-
AV	5.1364G	52.42	54.00	-1.58	8.02	3	Vertical	358	2.49	-
PK	5.242G	106.49	Inf	-Inf	8.22	3	Vertical	358	2.49	-
AV	5.2324G	96.99	Inf	-Inf	8.21	3	Vertical	358	2.49	-
PK	5.3828G	64.03	74.00	-9.97	8.42	3	Vertical	358	2.49	-
AV	5.3828G	53.82	54.00	-0.18	8.42	3	Vertical	358	2.49	-
PK	5.5044G	59.30	68.20	-8.90	8.62	3	Vertical	358	2.49	-

802.11ax HEW160_Nss1,(MCS0)_4TX

5250MHz Straddle 5.25-5.35GHz_TX

04/03/2019

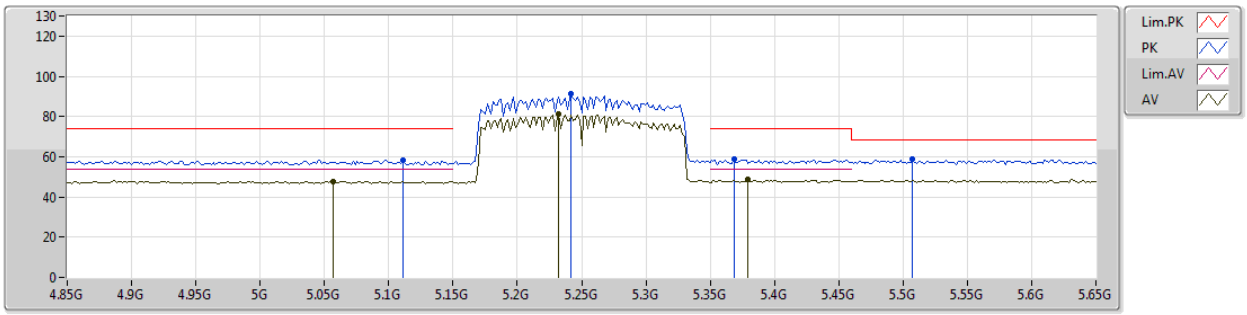

EUT Y_4TX
Setting 43
02-R-5-10
FSP
ANT6

Type	Freq	Level	Limit	Margin	Factor	Dist	Condition	Azimuth	Height	Comments
	(Hz)	(dBuV/m)	(dBuV/m)	(dB)	(dB)	(m)		(°)	(m)	
PK	5.1108G	58.22	74.00	-15.78	7.96	3	Horizontal	278	1.50	-
AV	5.0564G	47.78	54.00	-6.22	7.82	3	Horizontal	278	1.50	-
PK	5.242G	91.47	Inf	-Inf	8.22	3	Horizontal	278	1.50	-
AV	5.2324G	81.17	Inf	-Inf	8.21	3	Horizontal	278	1.50	-
PK	5.3684G	59.02	74.00	-14.98	8.40	3	Horizontal	278	1.50	-
AV	5.3796G	48.81	54.00	-5.19	8.42	3	Horizontal	278	1.50	-
PK	5.5076G	58.74	68.20	-9.46	8.62	3	Horizontal	278	1.50	-

802.11ax HEW160_Nss1,(MCS0)_4TX

5570MHz_TX

04/03/2019

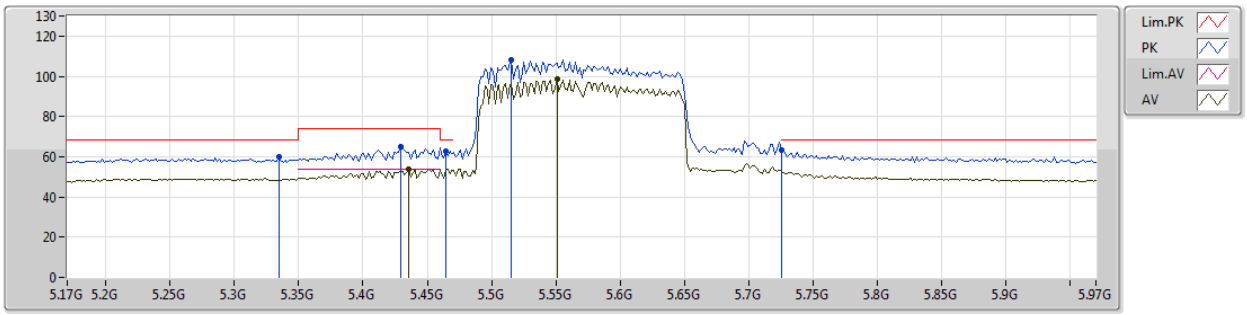

EUT Y_4TX
Setting 44
02-R-5-10
FSP
ANT6

Type	Freq	Level	Limit	Margin	Factor	Dist	Condition	Azimuth	Height	Comments
	(Hz)	(dBuV/m)	(dBuV/m)	(dB)	(dB)	(m)		(°)	(m)	
PK	5.3348G	59.95	68.20	-8.25	8.36	3	Vertical	349	2.46	-
PK	5.4292G	64.96	74.00	-9.04	8.50	3	Vertical	349	2.46	-
AV	5.4356G	53.96	54.00	-0.04	8.51	3	Vertical	349	2.46	-
PK	5.4644G	62.52	68.20	-5.68	8.55	3	Vertical	349	2.46	-
PK	5.5156G	108.14	Inf	-Inf	8.62	3	Vertical	349	2.46	-
AV	5.5508G	98.38	Inf	-Inf	8.63	3	Vertical	349	2.46	-
PK	5.7252G	63.34	68.20	-4.86	8.80	3	Vertical	349	2.46	-

802.11ax HEW160_Nss1,(MCS0)_4TX

5570MHz_TX

04/03/2019

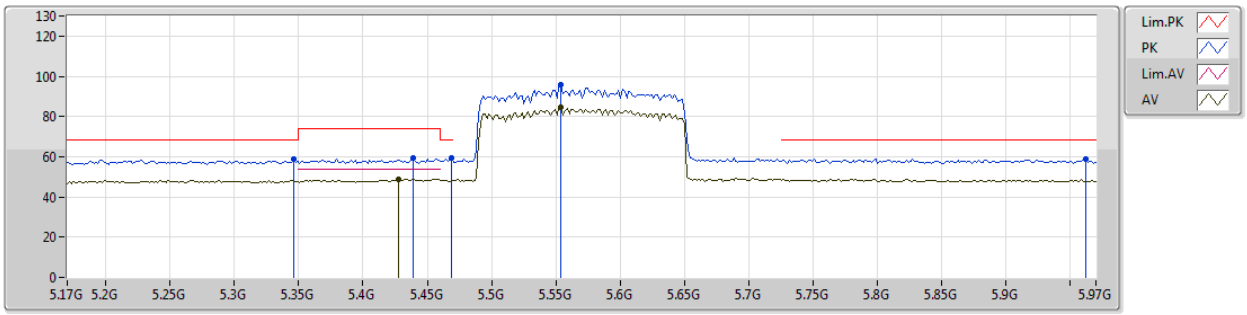

EUT Y_4TX
Setting 44
02-R-5-10
FSP
ANT6

Type	Freq	Level	Limit	Margin	Factor	Dist	Condition	Azimuth	Height	Comments
	(Hz)	(dBuV/m)	(dBuV/m)	(dB)	(dB)	(m)		(°)	(m)	
PK	5.346G	59.03	68.20	-9.17	8.37	3	Horizontal	282	1.13	-
PK	5.4388G	59.51	74.00	-14.49	8.51	3	Horizontal	282	1.13	-
AV	5.4276G	48.89	54.00	-5.11	8.50	3	Horizontal	282	1.13	-
PK	5.4692G	59.31	68.20	-8.89	8.56	3	Horizontal	282	1.13	-
PK	5.554G	95.97	Inf	-Inf	8.63	3	Horizontal	282	1.13	-
AV	5.554G	84.36	Inf	-Inf	8.63	3	Horizontal	282	1.13	-
PK	5.962G	59.05	68.20	-9.15	8.84	3	Horizontal	282	1.13	-

For Beamforming / 4T1S mode
Summary

Mode	Result	Type	Freq (Hz)	Level (dBuV/m)	Limit (dBuV/m)	Margin (dB)	Factor (dB)	Dist (m)	Condition	Azimuth (°)	Height (m)	Comments
5.47-5.725GHz	-	-	-	-	-	-	-	-	-	-	-	-
802.11ax HEW80-BF_Nss1,(MCS0)_4TX	Pass	PK	5.729G	68.18	68.20	-0.02	8.81	3	Vertical	330	2.26	-

802.11ax HEW20-BF_Nss1,(MCS0)_4TX

5260MHz_TX

04/03/2019

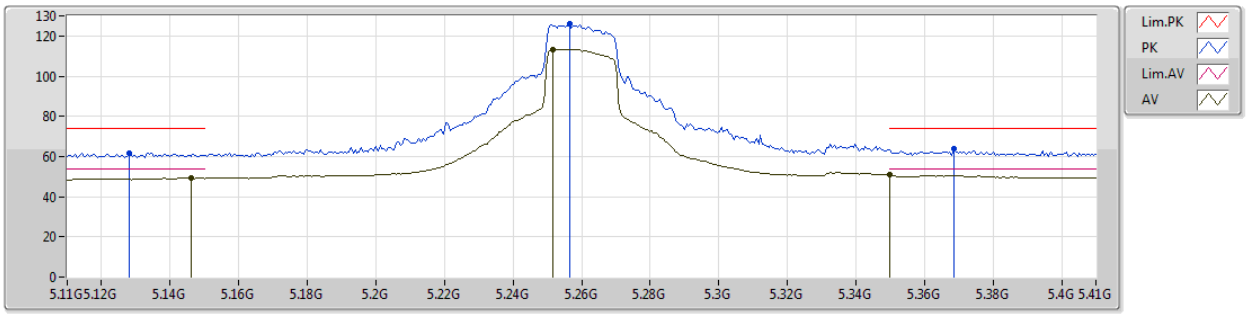

EUT Y_4TX
Setting 71
02-R-5-10
FSP
ANT6

Type	Freq	Level	Limit	Margin	Factor	Dist	Condition	Azimuth	Height	Comments
	(Hz)	(dBuV/m)	(dBuV/m)	(dB)	(dB)	(m)		(°)	(m)	
PK	5.128G	61.78	74.00	-12.22	8.01	3	Vertical	306	2.27	-
AV	5.146G	49.39	54.00	-4.61	8.04	3	Vertical	306	2.27	-
PK	5.2564G	125.96	Inf	-Inf	8.25	3	Vertical	306	2.27	-
AV	5.2516G	113.42	Inf	-Inf	8.24	3	Vertical	306	2.27	-
PK	5.3686G	63.66	74.00	-10.34	8.40	3	Vertical	306	2.27	-
AV	5.35G	50.95	54.00	-3.05	8.38	3	Vertical	306	2.27	-

802.11ax HEW20-BF_Nss1,(MCS0)_4TX

5260MHz_TX

04/03/2019

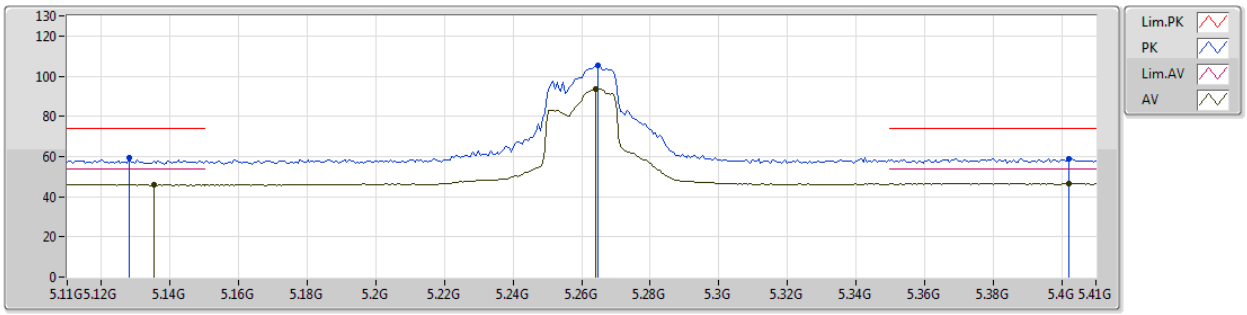

EUT Y_4TX
Setting 71
02-R-5-10
FSP
ANT6

Type	Freq	Level	Limit	Margin	Factor	Dist	Condition	Azimuth	Height	Comments
	(Hz)	(dBuV/m)	(dBuV/m)	(dB)	(dB)	(m)		(°)	(m)	
PK	5.128G	59.30	74.00	-14.70	8.01	3	Horizontal	224	1.50	-
AV	5.1352G	46.12	54.00	-7.88	8.02	3	Horizontal	224	1.50	-
PK	5.2648G	105.21	Inf	-Inf	8.26	3	Horizontal	224	1.50	-
AV	5.2642G	93.31	Inf	-Inf	8.26	3	Horizontal	224	1.50	-
PK	5.4022G	59.03	74.00	-14.97	8.44	3	Horizontal	224	1.50	-
AV	5.4022G	46.58	54.00	-7.42	8.44	3	Horizontal	224	1.50	-

802.11ax HEW20-BF_Nss1,(MCS0)_4TX

5300MHz_TX

04/03/2019

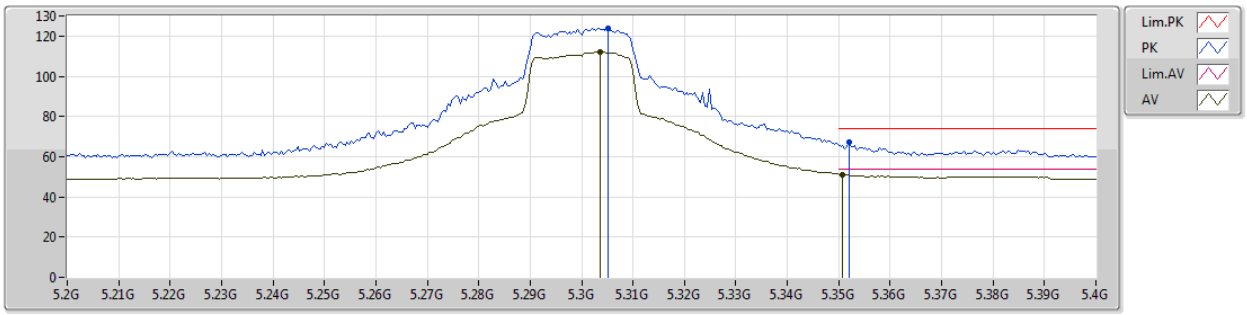

EUT Y_4TX
Setting 73
02-R-5-10
FSP
ANT6

Type	Freq	Level	Limit	Margin	Factor	Dist	Condition	Azimuth	Height	Comments
	(Hz)	(dBuV/m)	(dBuV/m)	(dB)	(dB)	(m)		(°)	(m)	
PK	5.3052G	124.04	Inf	-Inf	8.32	3	Vertical	345	2.63	-
AV	5.3036G	112.11	Inf	-Inf	8.31	3	Vertical	345	2.63	-
PK	5.352G	67.23	74.00	-6.77	8.38	3	Vertical	345	2.63	-
AV	5.3508G	51.27	54.00	-2.73	8.38	3	Vertical	345	2.63	-

802.11ax HEW20-BF_Nss1,(MCS0)_4TX

5300MHz_TX

04/03/2019

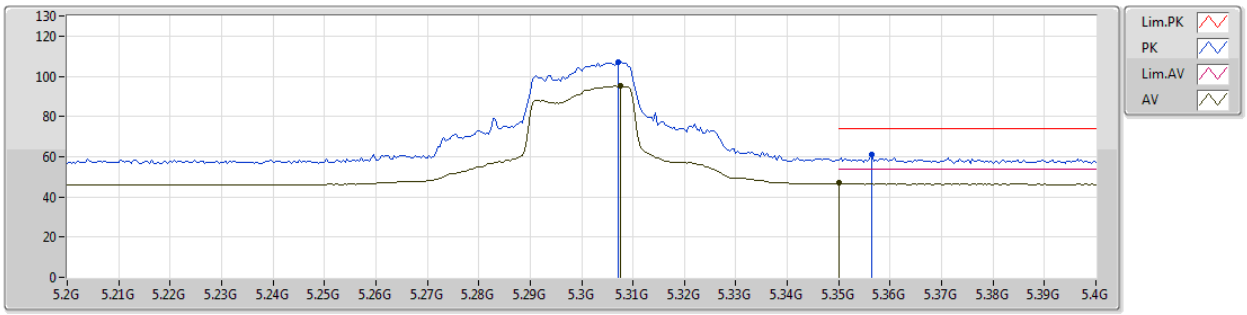

EUT Y_4TX
Setting 73
02-R-5-10
FSP
ANT6

Type	Freq	Level	Limit	Margin	Factor	Dist	Condition	Azimuth	Height	Comments
	(Hz)	(dBuV/m)	(dBuV/m)	(dB)	(dB)	(m)		(°)	(m)	
PK	5.3072G	107.22	Inf	-Inf	8.32	3	Horizontal	129	1.49	-
AV	5.3076G	95.13	Inf	-Inf	8.32	3	Horizontal	129	1.49	-
PK	5.3564G	60.85	74.00	-13.15	8.38	3	Horizontal	129	1.49	-
AV	5.35G	46.84	54.00	-7.16	8.38	3	Horizontal	129	1.49	-

802.11ax HEW20-BF_Nss1,(MCS0)_4TX

5320MHz_TX

04/03/2019

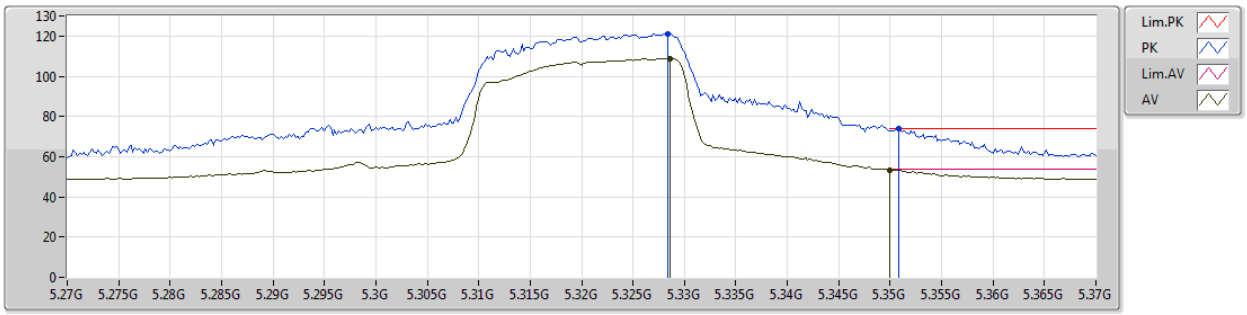

EUT Y_4TX
Setting 58
02-R-5-10
FSP
ANT6

Type	Freq	Level	Limit	Margin	Factor	Dist	Condition	Azimuth	Height	Comments
	(Hz)	(dBuV/m)	(dBuV/m)	(dB)	(dB)	(m)		(°)	(m)	
PK	5.3284G	121.10	Inf	-Inf	8.35	3	Vertical	329	2.16	-
AV	5.3286G	108.94	Inf	-Inf	8.35	3	Vertical	329	2.16	-
PK	5.3508G	73.75	74.00	-0.25	8.38	3	Vertical	329	2.16	-
AV	5.35G	53.27	54.00	-0.73	8.38	3	Vertical	329	2.16	-

802.11ax HEW20-BF_Nss1,(MCS0)_4TX

5320MHz_TX

04/03/2019

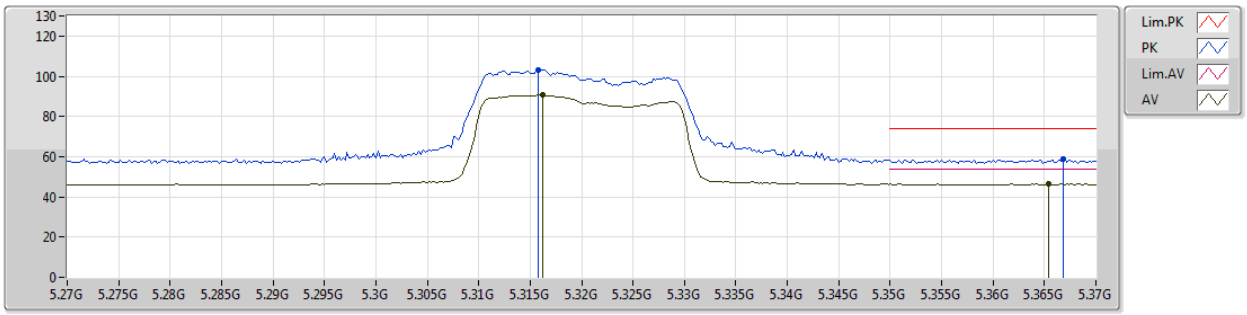

EUT Y_4TX
Setting 58
02-R-5-10
FSP
ANT6

Type	Freq	Level	Limit	Margin	Factor	Dist	Condition	Azimuth	Height	Comments
	(Hz)	(dBuV/m)	(dBuV/m)	(dB)	(dB)	(m)		(°)	(m)	
PK	5.3158G	103.19	Inf	-Inf	8.33	3	Horizontal	275	1.50	-
AV	5.3162G	90.55	Inf	-Inf	8.33	3	Horizontal	275	1.50	-
PK	5.3668G	58.61	74.00	-15.39	8.39	3	Horizontal	275	1.50	-
AV	5.3654G	46.34	54.00	-7.66	8.39	3	Horizontal	275	1.50	-

802.11ax HEW20-BF_Nss1,(MCS0)_4TX

5500MHz_TX

04/03/2019

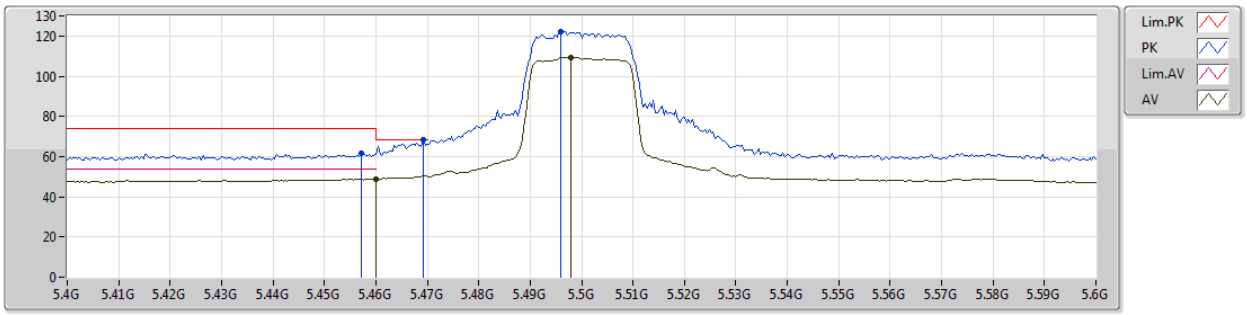

EUT Y_4TX
Setting 52
02-R-5-10
FSP
ANT6

Type	Freq	Level	Limit	Margin	Factor	Dist	Condition	Azimuth	Height	Comments
	(Hz)	(dBuV/m)	(dBuV/m)	(dB)	(dB)	(m)		(°)	(m)	
PK	5.4572G	61.47	74.00	-12.53	8.54	3	Vertical	343	2.27	-
AV	5.46G	48.77	54.00	-5.23	8.55	3	Vertical	343	2.27	-
PK	5.4692G	68.09	68.20	-0.11	8.56	3	Vertical	343	2.27	-
PK	5.496G	122.04	Inf	-Inf	8.61	3	Vertical	343	2.27	-
AV	5.498G	109.43	Inf	-Inf	8.62	3	Vertical	343	2.27	-

802.11ax HEW20-BF_Nss1,(MCS0)_4TX

5500MHz_TX

04/03/2019

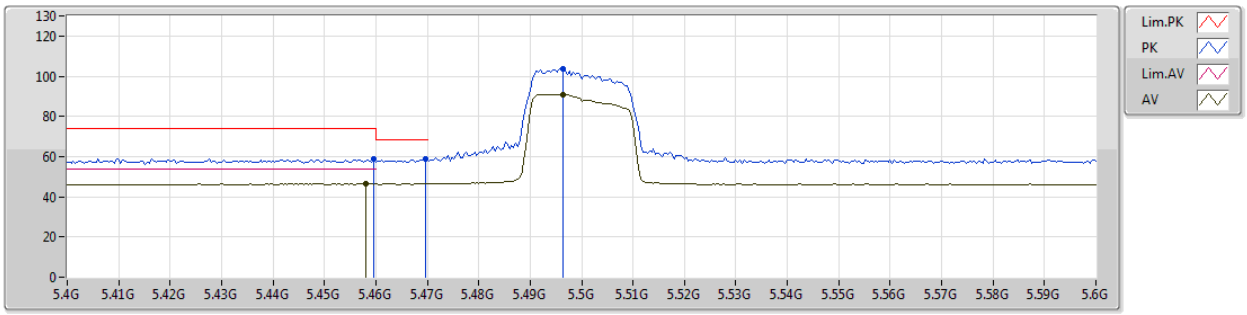

EUT Y_4TX
Setting 52
02-R-5-10
FSP
ANT6

Type	Freq	Level	Limit	Margin	Factor	Dist	Condition	Azimuth	Height	Comments
	(Hz)	(dBuV/m)	(dBuV/m)	(dB)	(dB)	(m)		(°)	(m)	
PK	5.4596G	59.08	74.00	-14.92	8.55	3	Horizontal	261	1.35	-
AV	5.458G	46.46	54.00	-7.54	8.55	3	Horizontal	261	1.35	-
PK	5.4696G	58.94	68.20	-9.26	8.56	3	Horizontal	261	1.35	-
PK	5.4964G	103.63	Inf	-Inf	8.62	3	Horizontal	261	1.35	-
AV	5.4964G	90.97	Inf	-Inf	8.62	3	Horizontal	261	1.35	-

802.11ax HEW20-BF_Nss1,(MCS0)_4TX

5580MHz_TX

04/03/2019

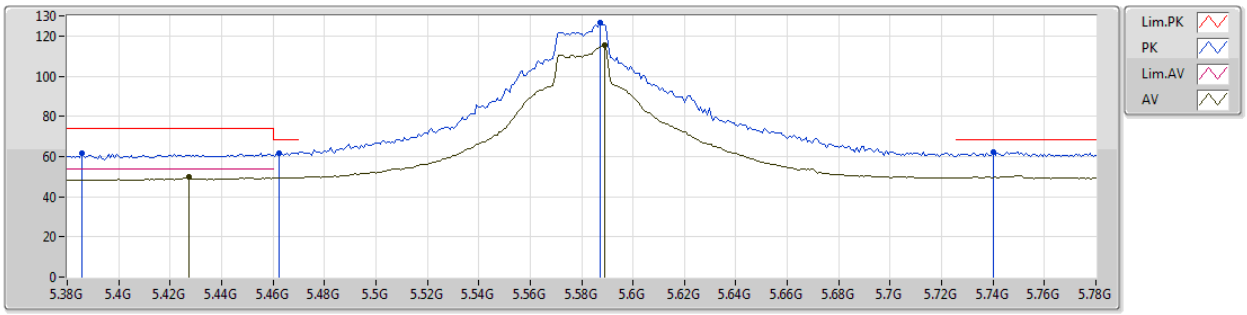

EUT Y_4TX
Setting 93
02-R-5-10
FSP
ANT6

Type	Freq	Level	Limit	Margin	Factor	Dist	Condition	Azimuth	Height	Comments
	(Hz)	(dBuV/m)	(dBuV/m)	(dB)	(dB)	(m)		(°)	(m)	
PK	5.3856G	61.55	74.00	-12.45	8.42	3	Vertical	326	2.02	-
AV	5.4272G	49.65	54.00	-4.35	8.50	3	Vertical	326	2.02	-
PK	5.4624G	61.76	68.20	-6.44	8.55	3	Vertical	326	2.02	-
PK	5.5872G	126.68	Inf	-Inf	8.64	3	Vertical	326	2.02	-
AV	5.5888G	115.22	Inf	-Inf	8.64	3	Vertical	326	2.02	-
PK	5.74G	62.39	68.20	-5.81	8.81	3	Vertical	326	2.02	-

802.11ax HEW20-BF_Nss1,(MCS0)_4TX

5580MHz_TX

04/03/2019

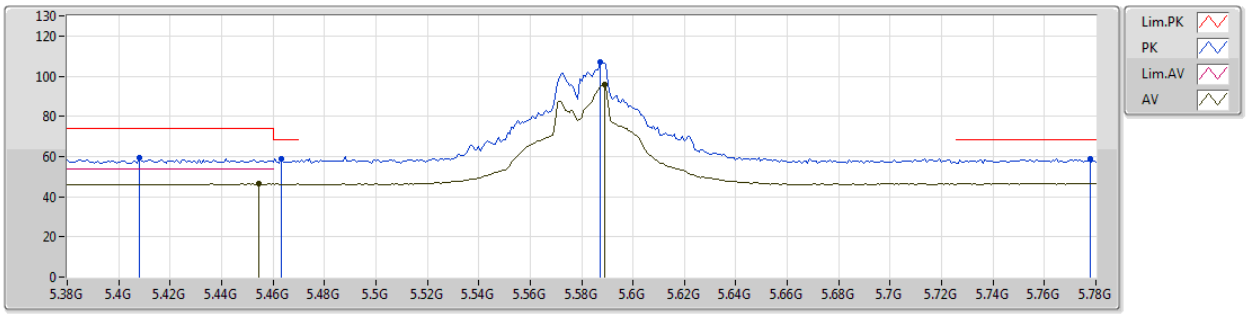

EUT Y_4TX
Setting 93
02-R-5-10
FSP
ANT6

Type	Freq	Level	Limit	Margin	Factor	Dist	Condition	Azimuth	Height	Comments
	(Hz)	(dBuV/m)	(dBuV/m)	(dB)	(dB)	(m)		(°)	(m)	
PK	5.408G	59.38	74.00	-14.62	8.45	3	Horizontal	313	1.48	-
AV	5.4544G	46.46	54.00	-7.54	8.54	3	Horizontal	313	1.48	-
PK	5.4632G	59.06	68.20	-9.14	8.55	3	Horizontal	313	1.48	-
PK	5.5872G	106.79	Inf	-Inf	8.64	3	Horizontal	313	1.48	-
AV	5.5888G	96.04	Inf	-Inf	8.64	3	Horizontal	313	1.48	-
PK	5.7776G	58.88	68.20	-9.32	8.86	3	Horizontal	313	1.48	-

802.11ax HEW20-BF_Nss1,(MCS0)_4TX

5700MHz_TX

04/03/2019

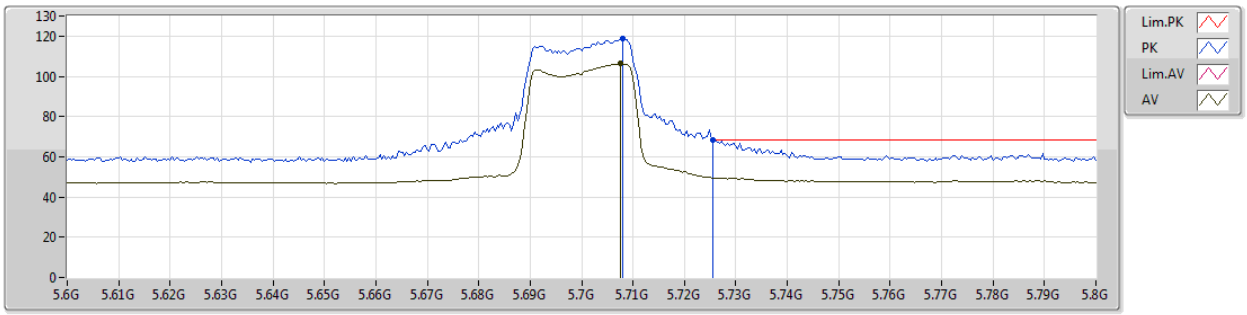

EUT Y_4TX
Setting 47
02-R-5-10
FSP
ANT6

Type	Freq	Level	Limit	Margin	Factor	Dist	Condition	Azimuth	Height	Comments
	(Hz)	(dBuV/m)	(dBuV/m)	(dB)	(dB)	(m)		(°)	(m)	
PK	5.708G	118.70	Inf	-Inf	8.78	3	Vertical	335	2.64	-
AV	5.7076G	106.19	Inf	-Inf	8.78	3	Vertical	335	2.64	-
PK	5.7256G	68.17	68.20	-0.03	8.80	3	Vertical	335	2.64	-

802.11ax HEW20-BF_Nss1,(MCS0)_4TX

5700MHz_TX

04/03/2019

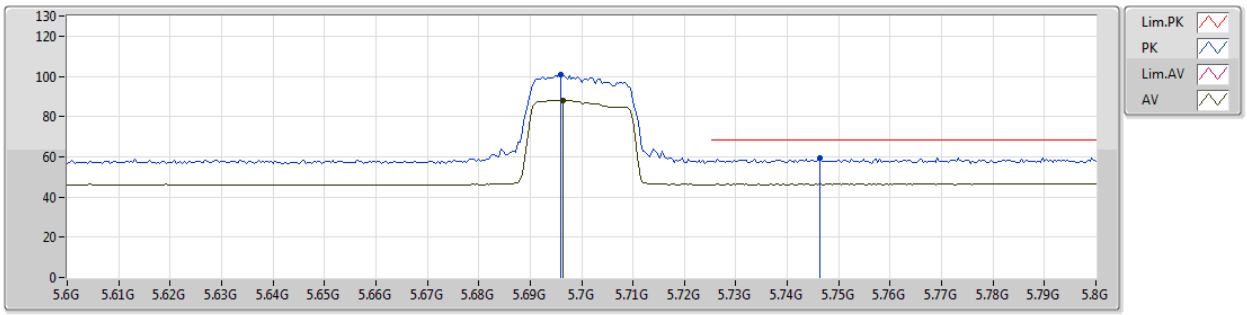

EUT Y_4TX
Setting 47
02-R-5-10
FSP
ANT6

Type	Freq	Level	Limit	Margin	Factor	Dist	Condition	Azimuth	Height	Comments
	(Hz)	(dBuV/m)	(dBuV/m)	(dB)	(dB)	(m)		(°)	(m)	
PK	5.696G	101.00	Inf	-Inf	8.76	3	Horizontal	360	1.92	-
AV	5.6964G	88.22	Inf	-Inf	8.76	3	Horizontal	360	1.92	-
PK	5.7464G	59.46	68.20	-8.74	8.82	3	Horizontal	360	1.92	-

802.11ax HEW20-BF_Nss1,(MCS0)_4TX

5720MHz Straddle 5.47-5.725GHz_TX

04/03/2019

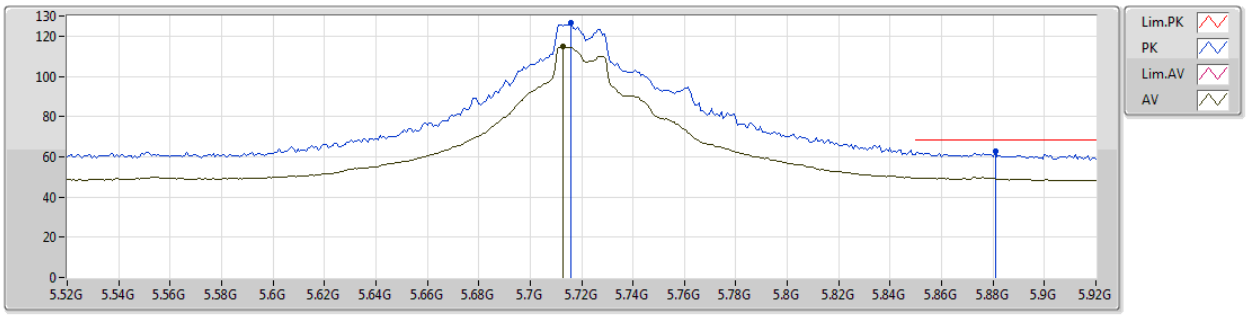

EUT Y_4TX
Setting 94
02-R-5-10
FSP
ANT6

Type	Freq	Level	Limit	Margin	Factor	Dist	Condition	Azimuth	Height	Comments
	(Hz)	(dBuV/m)	(dBuV/m)	(dB)	(dB)	(m)		(°)	(m)	
PK	5.716G	126.66	Inf	-Inf	8.78	3	Vertical	320	2.28	-
AV	5.7128G	114.76	Inf	-Inf	8.78	3	Vertical	320	2.28	-
PK	5.8808G	62.59	68.20	-5.61	8.87	3	Vertical	320	2.28	-

802.11ax HEW20-BF_Nss1,(MCS0)_4TX

5720MHz Straddle 5.47-5.725GHz_TX

04/03/2019

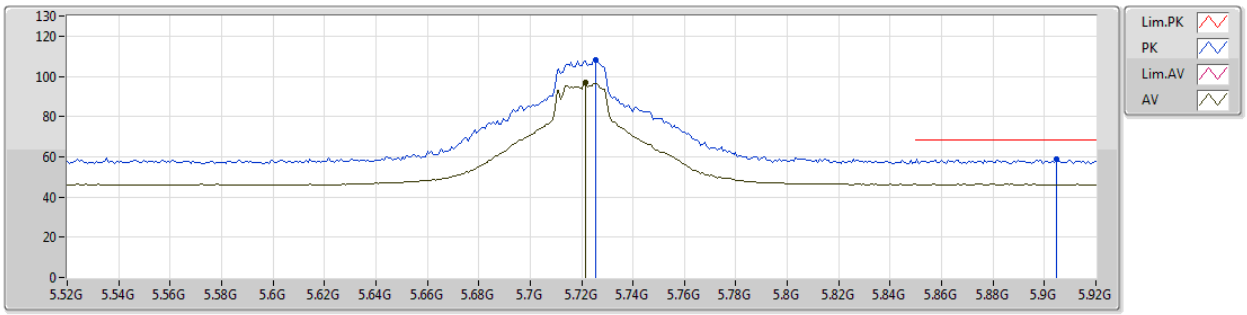

EUT Y_4TX
Setting 94
02-R-5-10
FSP
ANT6

Type	Freq	Level	Limit	Margin	Factor	Dist	Condition	Azimuth	Height	Comments
	(Hz)	(dBuV/m)	(dBuV/m)	(dB)	(dB)	(m)		(°)	(m)	
PK	5.7256G	107.95	Inf	-Inf	8.80	3	Horizontal	269	1.18	-
AV	5.7216G	97.14	Inf	-Inf	8.79	3	Horizontal	269	1.18	-
PK	5.9048G	59.10	68.20	-9.10	8.86	3	Horizontal	269	1.18	-

802.11ax HEW40-BF_Nss1,(MCS0)_4TX

5270MHz_TX

04/03/2019

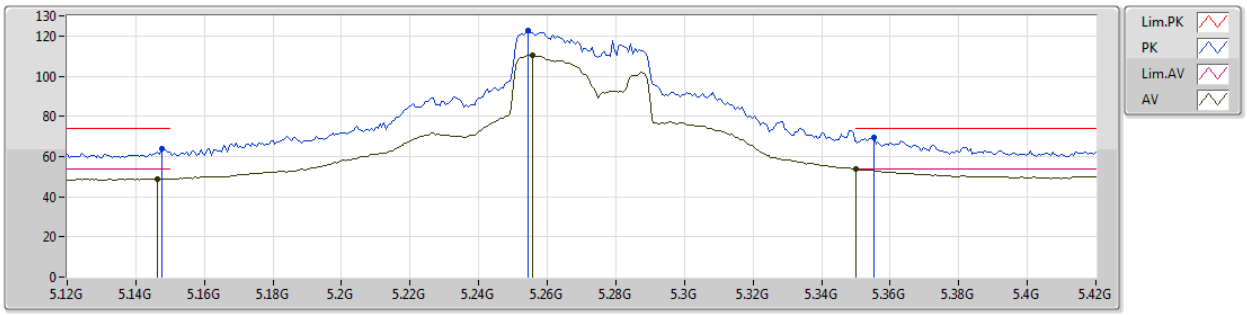

EUT Y_4TX
Setting 72
02-R-5-10
FSP
ANT6

Type	Freq	Level	Limit	Margin	Factor	Dist	Condition	Azimuth	Height	Comments
	(Hz)	(dBuV/m)	(dBuV/m)	(dB)	(dB)	(m)		(°)	(m)	
PK	5.1476G	63.89	74.00	-10.11	8.04	3	Vertical	336	2.37	-
AV	5.1464G	48.82	54.00	-5.18	8.04	3	Vertical	336	2.37	-
PK	5.2544G	122.49	Inf	-Inf	8.25	3	Vertical	336	2.37	-
AV	5.2556G	110.33	Inf	-Inf	8.25	3	Vertical	336	2.37	-
PK	5.3552G	69.64	74.00	-4.36	8.38	3	Vertical	336	2.37	-
AV	5.35G	53.85	54.00	-0.15	8.38	3	Vertical	336	2.37	-

802.11ax HEW40-BF_Nss1,(MCS0)_4TX

5270MHz_TX

04/03/2019

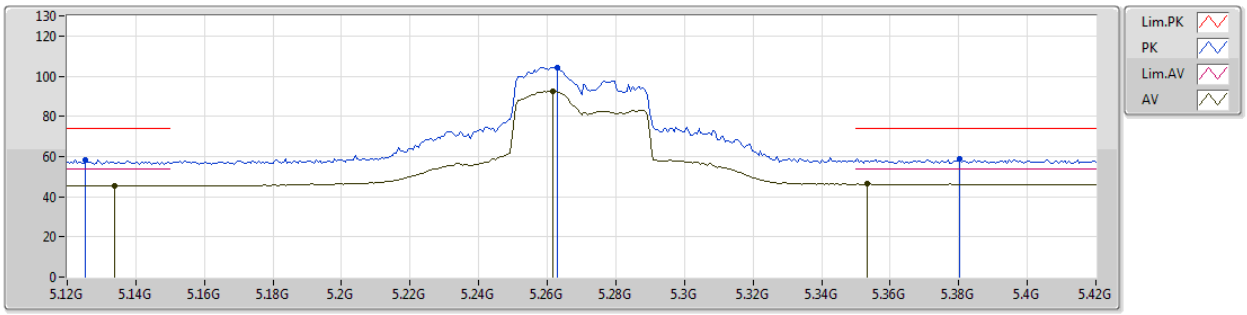

EUT Y_4TX
Setting 72
02-R-5-10
FSP
ANT6

Type	Freq	Level	Limit	Margin	Factor	Dist	Condition	Azimuth	Height	Comments
	(Hz)	(dBuV/m)	(dBuV/m)	(dB)	(dB)	(m)		(°)	(m)	
PK	5.1254G	58.33	74.00	-15.67	8.00	3	Horizontal	269	1.45	-
AV	5.1338G	45.63	54.00	-8.37	8.02	3	Horizontal	269	1.45	-
PK	5.2628G	104.43	Inf	-Inf	8.26	3	Horizontal	269	1.45	-
AV	5.2616G	92.51	Inf	-Inf	8.25	3	Horizontal	269	1.45	-
PK	5.3804G	58.87	74.00	-15.13	8.42	3	Horizontal	269	1.45	-
AV	5.3534G	46.43	54.00	-7.57	8.38	3	Horizontal	269	1.45	-

802.11ax HEW40-BF_Nss1,(MCS0)_4TX

5310MHz_TX

04/03/2019

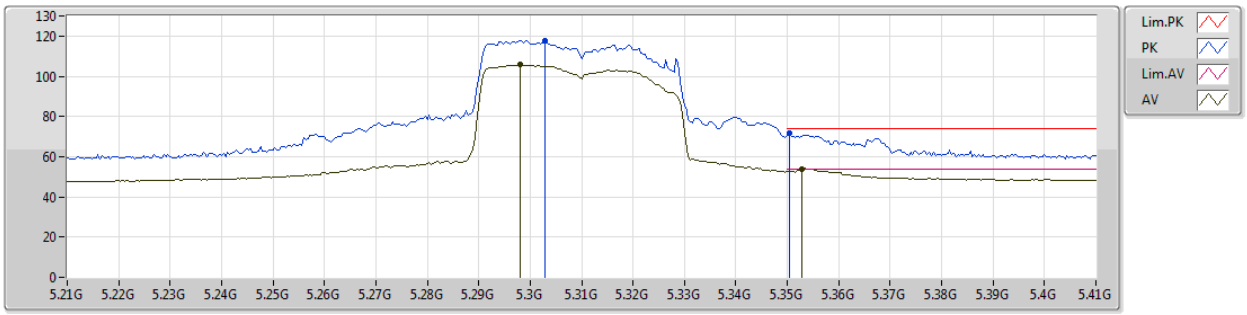

EUT Y_4TX
Setting 55
02-R-5-10
FSP
ANT6

Type	Freq	Level	Limit	Margin	Factor	Dist	Condition	Azimuth	Height	Comments
	(Hz)	(dBuV/m)	(dBuV/m)	(dB)	(dB)	(m)		(°)	(m)	
PK	5.3028G	117.78	Inf	-Inf	8.31	3	Vertical	339	2.43	-
AV	5.298G	105.75	Inf	-Inf	8.31	3	Vertical	339	2.43	-
PK	5.3504G	71.59	74.00	-2.41	8.38	3	Vertical	339	2.43	-
AV	5.3528G	53.91	54.00	-0.09	8.38	3	Vertical	339	2.43	-

802.11ax HEW40-BF_Nss1,(MCS0)_4TX

5310MHz_TX

04/03/2019

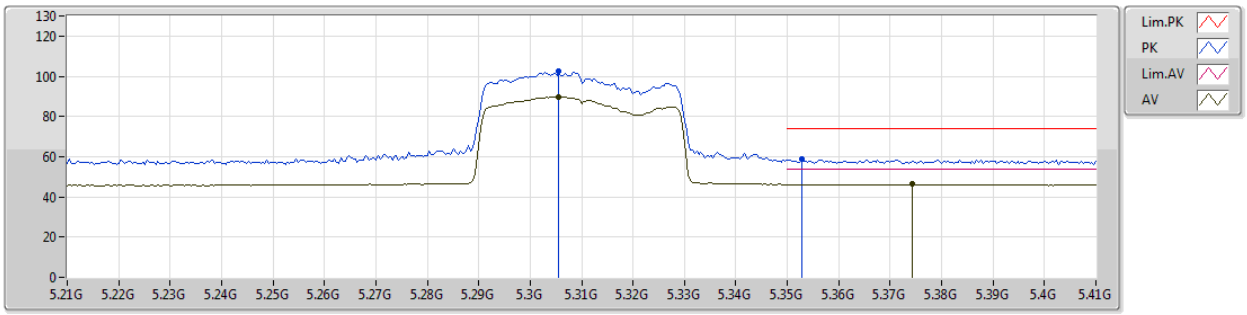

EUT Y_4TX
Setting 55
02-R-5-10
FSP
ANT6

Type	Freq	Level	Limit	Margin	Factor	Dist	Condition	Azimuth	Height	Comments
	(Hz)	(dBuV/m)	(dBuV/m)	(dB)	(dB)	(m)		(°)	(m)	
PK	5.3056G	102.67	Inf	-Inf	8.32	3	Horizontal	46	1.74	-
AV	5.3056G	89.81	Inf	-Inf	8.32	3	Horizontal	46	1.74	-
PK	5.3528G	58.70	74.00	-15.30	8.38	3	Horizontal	46	1.74	-
AV	5.3744G	46.25	54.00	-7.75	8.40	3	Horizontal	46	1.74	-

802.11ax HEW40-BF_Nss1,(MCS0)_4TX

5510MHz_TX

04/03/2019

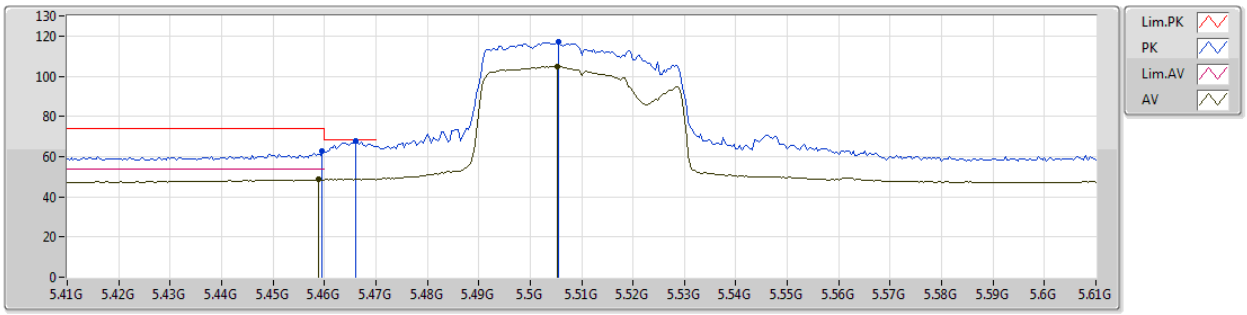

EUT Y_4TX
Setting 47
02-R-5-10
FSP
ANT6

Type	Freq	Level	Limit	Margin	Factor	Dist	Condition	Azimuth	Height	Comments
	(Hz)	(dBuV/m)	(dBuV/m)	(dB)	(dB)	(m)		(°)	(m)	
PK	5.4596G	62.50	74.00	-11.50	8.55	3	Vertical	1	2.40	-
AV	5.4588G	48.73	54.00	-5.27	8.55	3	Vertical	1	2.40	-
PK	5.466G	67.96	68.20	-0.24	8.56	3	Vertical	1	2.40	-
PK	5.5056G	116.96	Inf	-Inf	8.62	3	Vertical	1	2.40	-
AV	5.5052G	104.75	Inf	-Inf	8.62	3	Vertical	1	2.40	-

802.11ax HEW40-BF_Nss1,(MCS0)_4TX

5510MHz_TX

04/03/2019

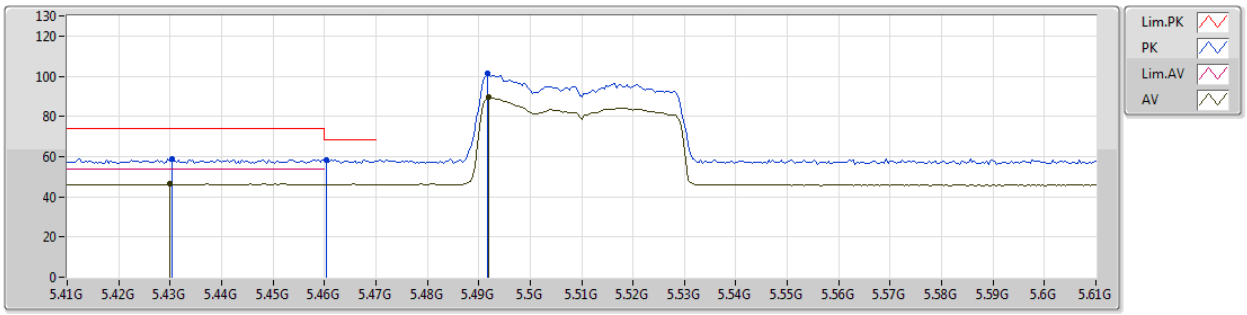

EUT Y_4TX
Setting 47
02-R-5-10
FSP
ANT6

Type	Freq	Level	Limit	Margin	Factor	Dist	Condition	Azimuth	Height	Comments
	(Hz)	(dBuV/m)	(dBuV/m)	(dB)	(dB)	(m)		(°)	(m)	
PK	5.4304G	59.05	74.00	-14.95	8.50	3	Horizontal	11	1.10	-
AV	5.43G	46.45	54.00	-7.55	8.50	3	Horizontal	11	1.10	-
PK	5.4604G	58.04	68.20	-10.16	8.55	3	Horizontal	11	1.10	-
PK	5.4916G	101.42	Inf	-Inf	8.61	3	Horizontal	11	1.10	-
AV	5.492G	89.41	Inf	-Inf	8.61	3	Horizontal	11	1.10	-

802.11ax HEW40-BF_Nss1,(MCS0)_4TX

5550MHz_TX

04/03/2019

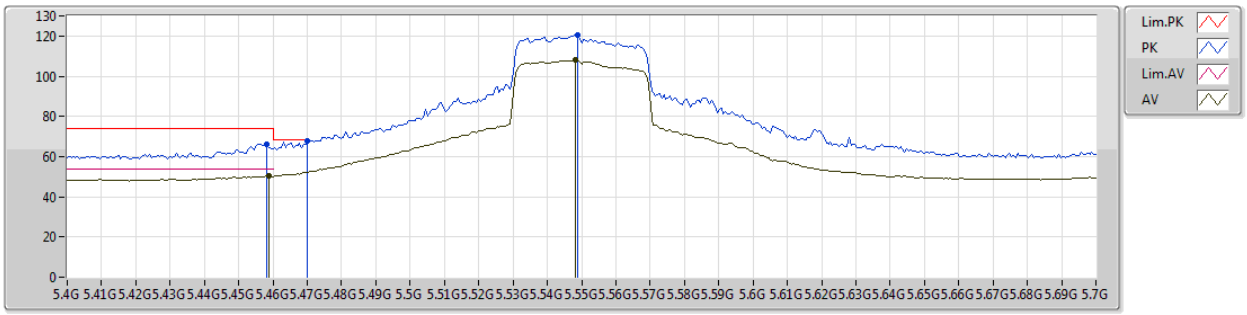

EUT Y_4TX
Setting 68
02-R-5-10
FSP
ANT6

Type	Freq	Level	Limit	Margin	Factor	Dist	Condition	Azimuth	Height	Comments
	(Hz)	(dBuV/m)	(dBuV/m)	(dB)	(dB)	(m)		(°)	(m)	
PK	5.4582G	66.01	74.00	-7.99	8.55	3	Vertical	15	2.13	-
AV	5.4588G	50.63	54.00	-3.37	8.55	3	Vertical	15	2.13	-
PK	5.47G	67.98	68.20	-0.22	8.56	3	Vertical	15	2.13	-
PK	5.5488G	120.69	Inf	-Inf	8.63	3	Vertical	15	2.13	-
AV	5.5482G	107.91	Inf	-Inf	8.63	3	Vertical	15	2.13	-

802.11ax HEW40-BF_Nss1,(MCS0)_4TX

5550MHz_TX

04/03/2019

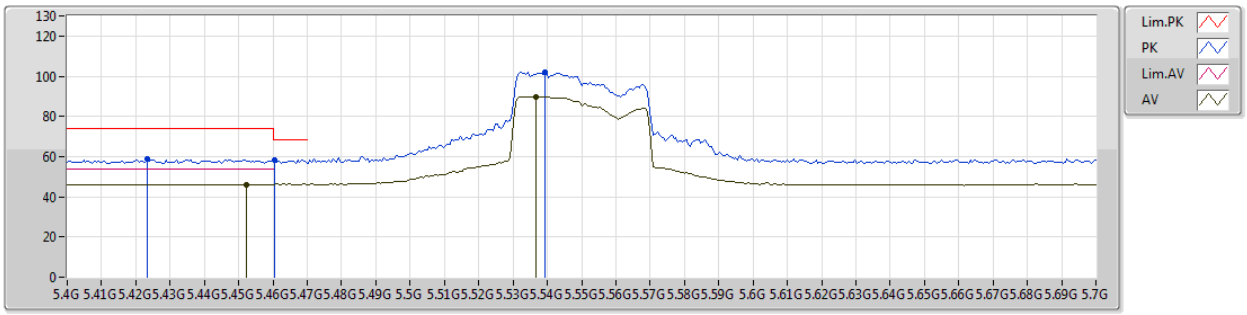

EUT Y_4TX
Setting 68
02-R-5-10
FSP
ANT6

Type	Freq	Level	Limit	Margin	Factor	Dist	Condition	Azimuth	Height	Comments
	(Hz)	(dBuV/m)	(dBuV/m)	(dB)	(dB)	(m)		(°)	(m)	
PK	5.4234G	58.58	74.00	-15.42	8.48	3	Horizontal	275	1.48	-
AV	5.4522G	46.21	54.00	-7.79	8.54	3	Horizontal	275	1.48	-
PK	5.4606G	58.45	68.20	-9.75	8.55	3	Horizontal	275	1.48	-
PK	5.5392G	102.20	Inf	-Inf	8.63	3	Horizontal	275	1.48	-
AV	5.5368G	89.71	Inf	-Inf	8.63	3	Horizontal	275	1.48	-

802.11ax HEW40-BF_Nss1,(MCS0)_4TX

5670MHz_TX

04/03/2019

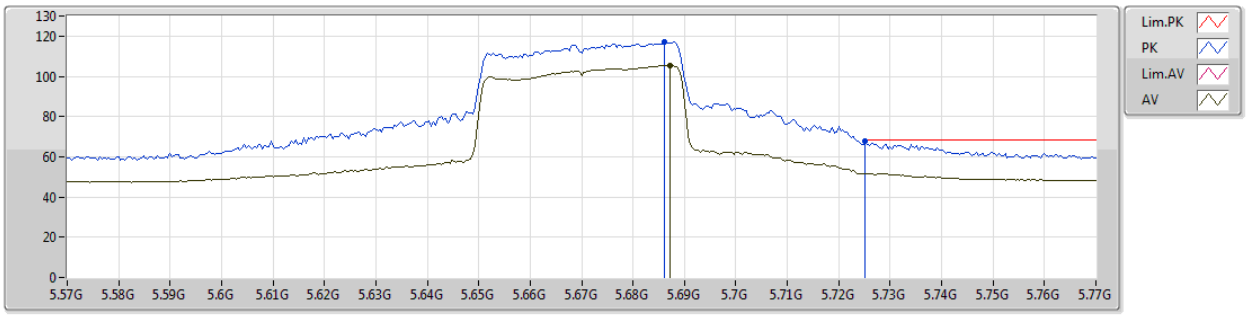

EUT Y_4TX
Setting 52
02-R-5-10
FSP
ANT6

Type	Freq	Level	Limit	Margin	Factor	Dist	Condition	Azimuth	Height	Comments
	(Hz)	(dBuV/m)	(dBuV/m)	(dB)	(dB)	(m)		(°)	(m)	
PK	5.686G	116.87	Inf	-Inf	8.75	3	Vertical	17	2.30	-
AV	5.6872G	105.25	Inf	-Inf	8.75	3	Vertical	17	2.30	-
PK	5.7252G	67.97	68.20	-0.23	8.80	3	Vertical	17	2.30	-

802.11ax HEW40-BF_Nss1,(MCS0)_4TX

5670MHz_TX

04/03/2019

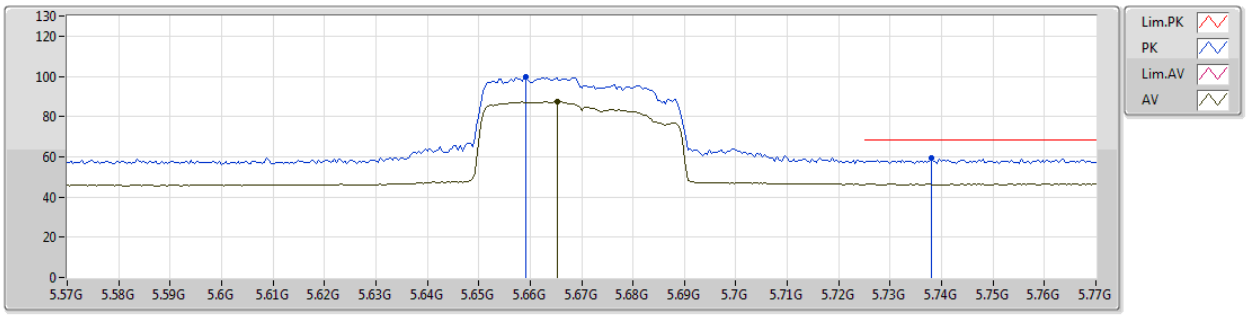

EUT Y_4TX
Setting 52
02-R-5-10
FSP
ANT6

Type	Freq	Level	Limit	Margin	Factor	Dist	Condition	Azimuth	Height	Comments
	(Hz)	(dBuV/m)	(dBuV/m)	(dB)	(dB)	(m)		(°)	(m)	
PK	5.6592G	99.56	Inf	-Inf	8.71	3	Horizontal	313	1.19	-
AV	5.6652G	87.31	Inf	-Inf	8.72	3	Horizontal	313	1.19	-
PK	5.738G	59.47	68.20	-8.73	8.81	3	Horizontal	313	1.19	-

802.11ax HEW40-BF_Nss1,(MCS0)_4TX

5710MHz Straddle 5.47-5.725GHz_TX

04/03/2019

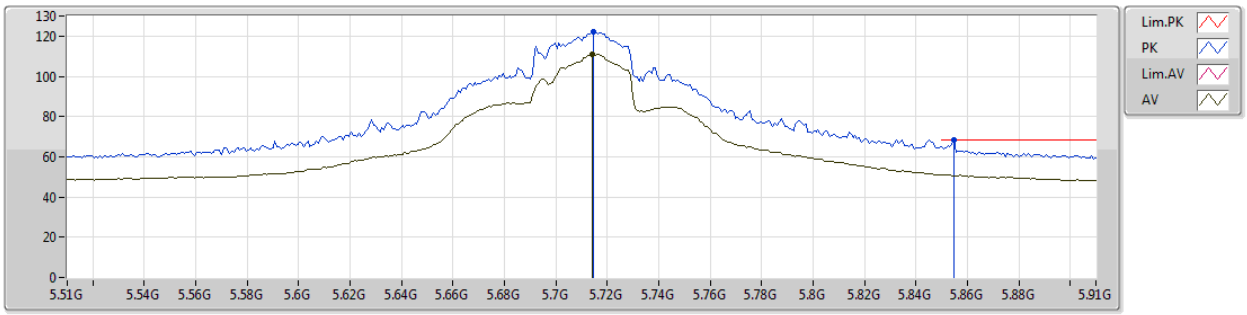

EUT Y_4TX
Setting 81
02-R-5-10
FSP
ANT6

Type	Freq	Level	Limit	Margin	Factor	Dist	Condition	Azimuth	Height	Comments
	(Hz)	(dBuV/m)	(dBuV/m)	(dB)	(dB)	(m)		(°)	(m)	
PK	5.7148G	121.99	Inf	-Inf	8.78	3	Vertical	334	2.07	-
AV	5.714G	111.06	Inf	-Inf	8.78	3	Vertical	334	2.07	-
PK	5.8548G	68.13	68.20	-0.07	8.86	3	Vertical	334	2.07	-

802.11ax HEW40-BF_Nss1,(MCS0)_4TX

5710MHz Straddle 5.47-5.725GHz_TX

04/03/2019

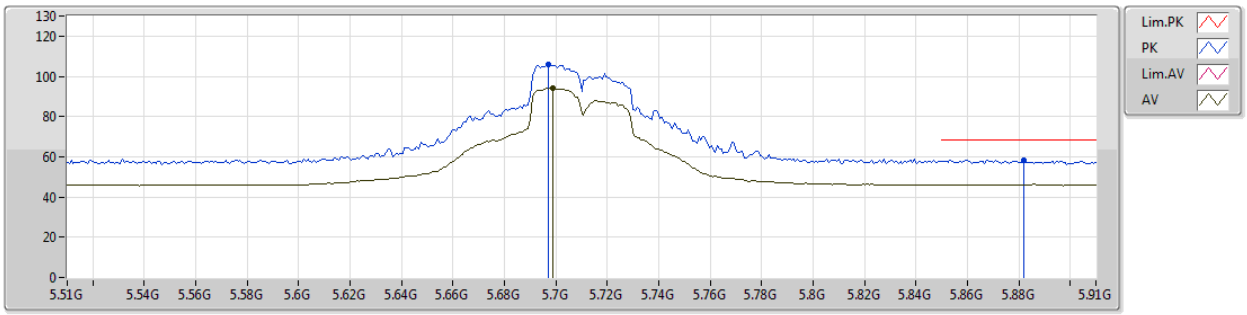

EUT Y_4TX
Setting 81
02-R-5-10
FSP
ANT6

Type	Freq	Level	Limit	Margin	Factor	Dist	Condition	Azimuth	Height	Comments
	(Hz)	(dBuV/m)	(dBuV/m)	(dB)	(dB)	(m)		(°)	(m)	
PK	5.6972G	105.86	Inf	-Inf	8.77	3	Horizontal	255	1.02	-
AV	5.6988G	94.05	Inf	-Inf	8.77	3	Horizontal	255	1.02	-
PK	5.882G	58.48	68.20	-9.72	8.87	3	Horizontal	255	1.02	-

802.11ax HEW80-BF_Nss1,(MCS0)_4TX

5290MHz_TX

04/03/2019

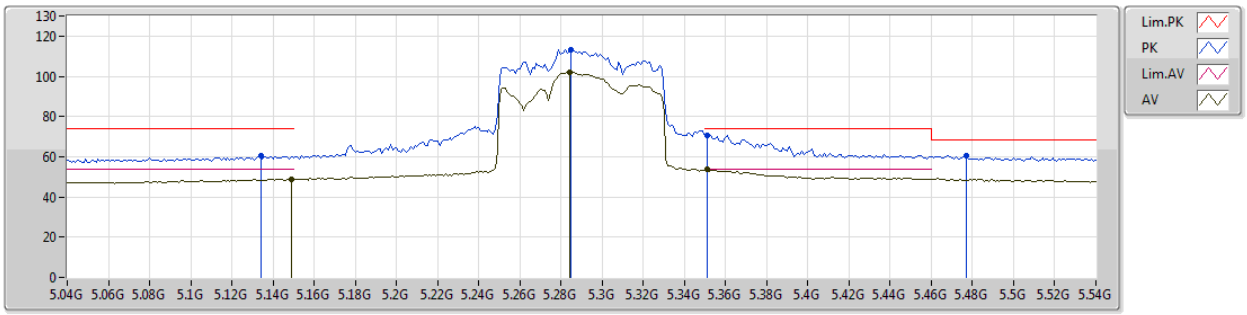

EUT Y_4TX
Setting 53
02-R-5-10
FSP
ANT6

Type	Freq	Level	Limit	Margin	Factor	Dist	Condition	Azimuth	Height	Comments
	(Hz)	(dBuV/m)	(dBuV/m)	(dB)	(dB)	(m)		(°)	(m)	
PK	5.134G	60.49	74.00	-13.51	8.02	3	Vertical	333	2.18	-
AV	5.149G	48.71	54.00	-5.29	8.04	3	Vertical	333	2.18	-
PK	5.285G	113.19	Inf	-Inf	8.29	3	Vertical	333	2.18	-
AV	5.284G	102.07	Inf	-Inf	8.29	3	Vertical	333	2.18	-
PK	5.351G	70.86	74.00	-3.14	8.38	3	Vertical	333	2.18	-
AV	5.351G	53.76	54.00	-0.24	8.38	3	Vertical	333	2.18	-
PK	5.477G	60.59	68.20	-7.61	8.58	3	Vertical	333	2.18	-

802.11ax HEW80-BF_Nss1,(MCS0)_4TX

5290MHz_TX

04/03/2019

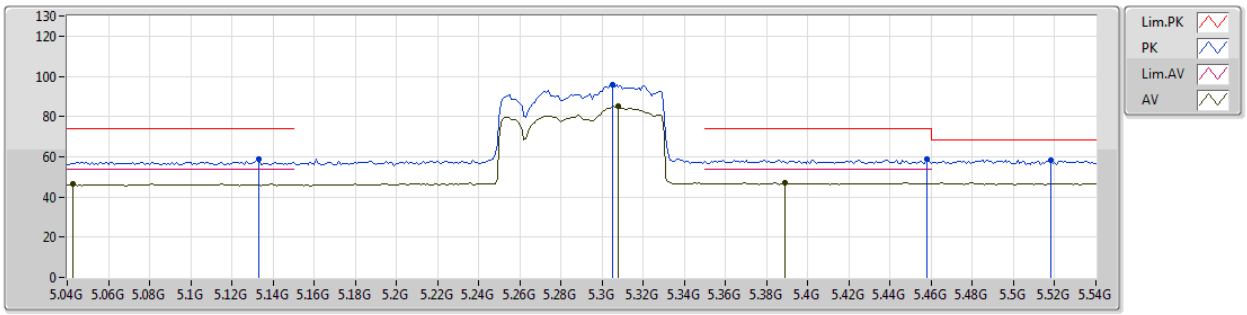

EUT Y_4TX
Setting 53
02-R-5-10
FSP
ANT6

Type	Freq	Level	Limit	Margin	Factor	Dist	Condition	Azimuth	Height	Comments
	(Hz)	(dBuV/m)	(dBuV/m)	(dB)	(dB)	(m)		(°)	(m)	
PK	5.133G	59.05	74.00	-14.95	8.02	3	Horizontal	95	1.50	-
AV	5.043G	46.33	54.00	-7.67	7.80	3	Horizontal	95	1.50	-
PK	5.305G	95.97	Inf	-Inf	8.32	3	Horizontal	95	1.50	-
AV	5.308G	85.33	Inf	-Inf	8.32	3	Horizontal	95	1.50	-
PK	5.458G	58.65	74.00	-15.35	8.55	3	Horizontal	95	1.50	-
AV	5.389G	47.10	54.00	-6.90	8.43	3	Horizontal	95	1.50	-
PK	5.518G	58.51	68.20	-9.69	8.62	3	Horizontal	95	1.50	-

802.11ax HEW80-BF_Nss1,(MCS0)_4TX

5530MHz_TX

04/03/2019

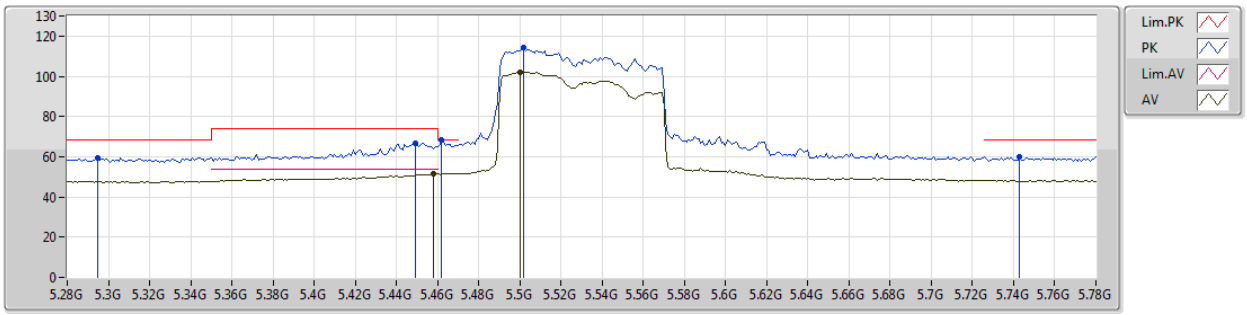

EUT Y_4TX
Setting 49
02-R-5-10
FSP
ANT6

Type	Freq	Level	Limit	Margin	Factor	Dist	Condition	Azimuth	Height	Comments
	(Hz)	(dBuV/m)	(dBuV/m)	(dB)	(dB)	(m)		(°)	(m)	
PK	5.295G	59.64	68.20	-8.56	8.30	3	Vertical	2	2.32	-
PK	5.449G	66.77	74.00	-7.23	8.52	3	Vertical	2	2.32	-
AV	5.458G	51.44	54.00	-2.56	8.55	3	Vertical	2	2.32	-
PK	5.462G	68.09	68.20	-0.11	8.55	3	Vertical	2	2.32	-
PK	5.502G	114.29	Inf	-Inf	8.62	3	Vertical	2	2.32	-
AV	5.5G	102.16	Inf	-Inf	8.62	3	Vertical	2	2.32	-
PK	5.743G	60.23	68.20	-7.97	8.82	3	Vertical	2	2.32	-

802.11ax HEW80-BF_Nss1,(MCS0)_4TX

5530MHz_TX

04/03/2019

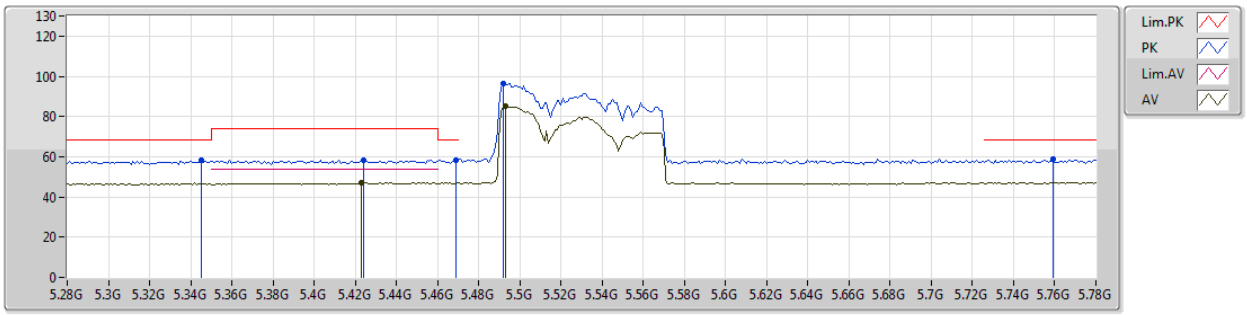

EUT Y_4TX
Setting 49
02-R-5-10
FSP
ANT6

Type	Freq	Level	Limit	Margin	Factor	Dist	Condition	Azimuth	Height	Comments
	(Hz)	(dBuV/m)	(dBuV/m)	(dB)	(dB)	(m)		(°)	(m)	
PK	5.345G	58.20	68.20	-10.00	8.37	3	Horizontal	17	1.44	-
PK	5.424G	58.53	74.00	-15.47	8.48	3	Horizontal	17	1.44	-
AV	5.423G	47.23	54.00	-6.77	8.48	3	Horizontal	17	1.44	-
PK	5.469G	58.41	68.20	-9.79	8.56	3	Horizontal	17	1.44	-
PK	5.492G	96.31	Inf	-Inf	8.61	3	Horizontal	17	1.44	-
AV	5.493G	85.03	Inf	-Inf	8.61	3	Horizontal	17	1.44	-
PK	5.759G	58.75	68.20	-9.45	8.84	3	Horizontal	17	1.44	-

802.11ax HEW80-BF_Nss1,(MCS0)_4TX

5610MHz_TX

04/03/2019

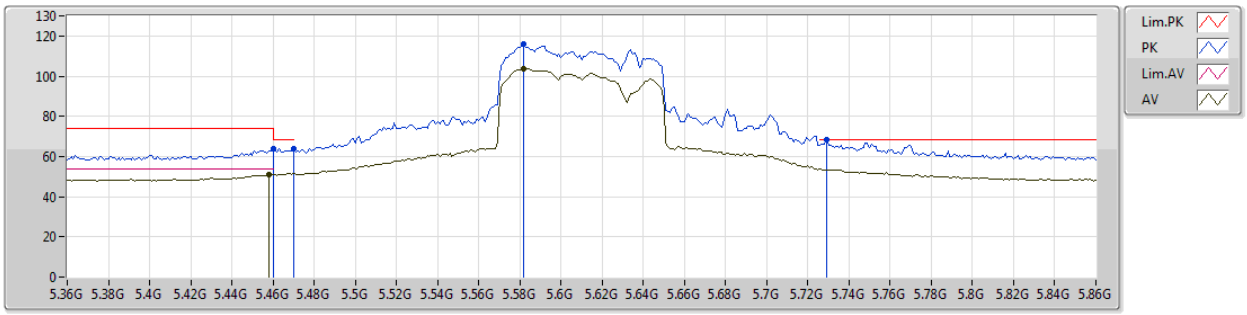

EUT Y_4TX
Setting 57
02-R-5-10
FSP
ANT6

Type	Freq	Level	Limit	Margin	Factor	Dist	Condition	Azimuth	Height	Comments
	(Hz)	(dBuV/m)	(dBuV/m)	(dB)	(dB)	(m)		(°)	(m)	
PK	5.46G	63.86	74.00	-10.14	8.55	3	Vertical	330	2.26	-
AV	5.458G	50.86	54.00	-3.14	8.55	3	Vertical	330	2.26	-
PK	5.47G	64.07	68.20	-4.13	8.56	3	Vertical	330	2.26	-
PK	5.582G	115.97	Inf	-Inf	8.64	3	Vertical	330	2.26	-
AV	5.582G	103.57	Inf	-Inf	8.64	3	Vertical	330	2.26	-
PK	5.729G	68.18	68.20	-0.02	8.81	3	Vertical	330	2.26	-

802.11ax HEW80-BF_Nss1,(MCS0)_4TX

5610MHz_TX

04/03/2019

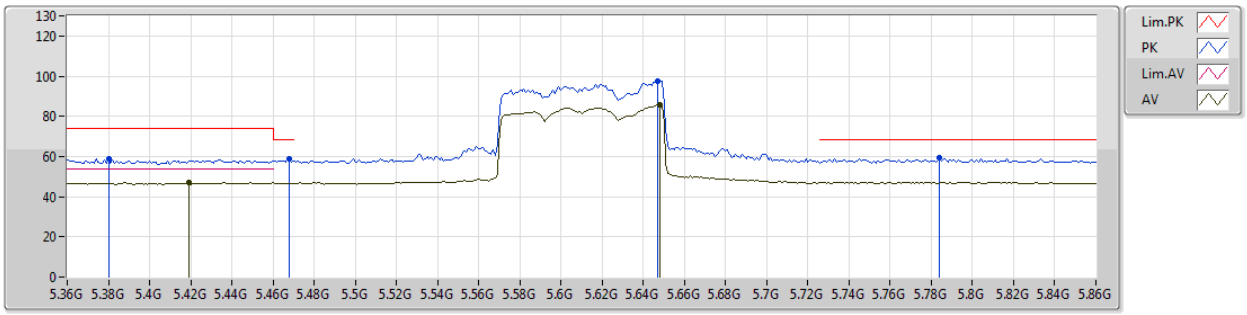

EUT Y_4TX
Setting 57
02-R-5-10
FSP
ANT6

Type	Freq	Level	Limit	Margin	Factor	Dist	Condition	Azimuth	Height	Comments
	(Hz)	(dBuV/m)	(dBuV/m)	(dB)	(dB)	(m)		(°)	(m)	
PK	5.38G	58.88	74.00	-15.12	8.42	3	Horizontal	286	1.06	-
AV	5.419G	47.05	54.00	-6.95	8.47	3	Horizontal	286	1.06	-
PK	5.468G	58.82	68.20	-9.38	8.56	3	Horizontal	286	1.06	-
PK	5.647G	97.59	Inf	-Inf	8.71	3	Horizontal	286	1.06	-
AV	5.648G	86.01	Inf	-Inf	8.71	3	Horizontal	286	1.06	-
PK	5.784G	59.26	68.20	-8.94	8.87	3	Horizontal	286	1.06	-

802.11ax HEW80-BF_Nss1,(MCS0)_4TX

5690MHz Straddle 5.47-5.725GHz_TX

04/03/2019

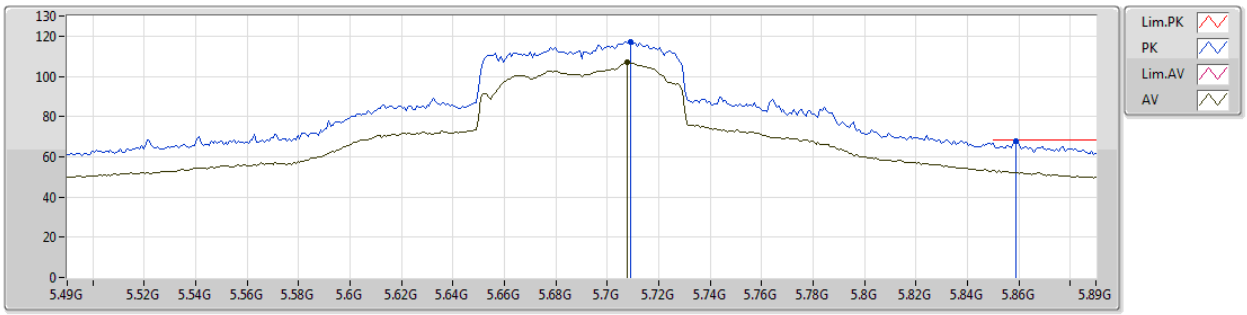

EUT Y_4TX
Setting 67
02-R-5-10
FSP
ANT6

Type	Freq	Level	Limit	Margin	Factor	Dist	Condition	Azimuth	Height	Comments
	(Hz)	(dBuV/m)	(dBuV/m)	(dB)	(dB)	(m)		(°)	(m)	
PK	5.7092G	117.37	Inf	-Inf	8.78	3	Vertical	320	2.34	-
AV	5.7076G	107.04	Inf	-Inf	8.78	3	Vertical	320	2.34	-
PK	5.8588G	68.02	68.20	-0.18	8.86	3	Vertical	320	2.34	-

802.11ax HEW80-BF_Nss1,(MCS0)_4TX

5690MHz Straddle 5.47-5.725GHz_TX

04/03/2019

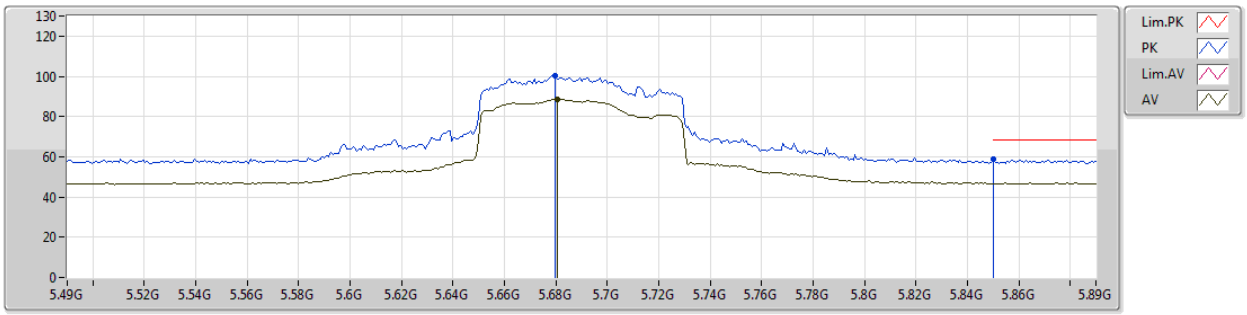

EUT Y_4TX
Setting 67
02-R-5-10
FSP
ANT6

Type	Freq	Level	Limit	Margin	Factor	Dist	Condition	Azimuth	Height	Comments
	(Hz)	(dBuV/m)	(dBuV/m)	(dB)	(dB)	(m)		(°)	(m)	
PK	5.6796G	100.44	Inf	-Inf	8.75	3	Horizontal	13	1.93	-
AV	5.6804G	88.48	Inf	-Inf	8.75	3	Horizontal	13	1.93	-
PK	5.85G	59.02	68.20	-9.18	8.86	3	Horizontal	13	1.93	-

802.11ax HEW160-BF_Nss1,(MCS0)_4TX

5250MHz Straddle 5.25-5.35GHz_TX

04/03/2019

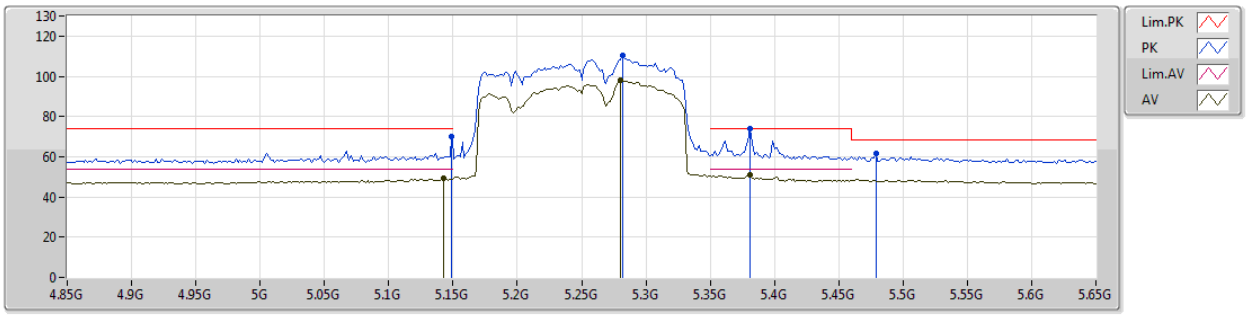

EUT Y_4TX
Setting 44
02-R-5-10
FSP
ANT6

Type	Freq	Level	Limit	Margin	Factor	Dist	Condition	Azimuth	Height	Comments
	(Hz)	(dBuV/m)	(dBuV/m)	(dB)	(dB)	(m)		(°)	(m)	
PK	5.1492G	69.92	74.00	-4.08	8.04	3	Vertical	347	2.49	-
AV	5.1428G	49.06	54.00	-4.94	8.04	3	Vertical	347	2.49	-
PK	5.282G	110.46	Inf	-Inf	8.28	3	Vertical	347	2.49	-
AV	5.2804G	98.11	Inf	-Inf	8.28	3	Vertical	347	2.49	-
PK	5.3812G	73.75	74.00	-0.25	8.42	3	Vertical	347	2.49	-
AV	5.3812G	50.98	54.00	-3.02	8.42	3	Vertical	347	2.49	-
PK	5.4788G	61.58	68.20	-6.62	8.58	3	Vertical	347	2.49	-

802.11ax HEW160-BF_Nss1,(MCS0)_4TX

5250MHz Straddle 5.25-5.35GHz_TX

04/03/2019

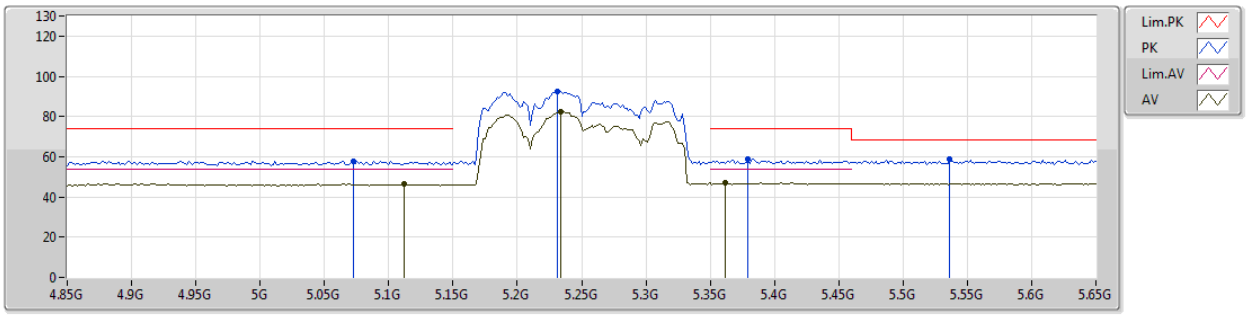

EUT Y_4TX
Setting 44
02-R-5-10
FSP
ANT6

Type	Freq	Level	Limit	Margin	Factor	Dist	Condition	Azimuth	Height	Comments
	(Hz)	(dBuV/m)	(dBuV/m)	(dB)	(dB)	(m)		(°)	(m)	
PK	5.0724G	57.86	74.00	-16.14	7.86	3	Horizontal	285	1.50	-
AV	5.1124G	46.34	54.00	-7.66	7.96	3	Horizontal	285	1.50	-
PK	5.2308G	92.40	Inf	-Inf	8.21	3	Horizontal	285	1.50	-
AV	5.234G	82.19	Inf	-Inf	8.21	3	Horizontal	285	1.50	-
PK	5.3796G	58.93	74.00	-15.07	8.42	3	Horizontal	285	1.50	-
AV	5.362G	47.08	54.00	-6.92	8.39	3	Horizontal	285	1.50	-
PK	5.5364G	58.59	68.20	-9.61	8.63	3	Horizontal	285	1.50	-

802.11ax HEW160-BF_Nss1,(MCS0)_4TX

5570MHz_TX

04/03/2019

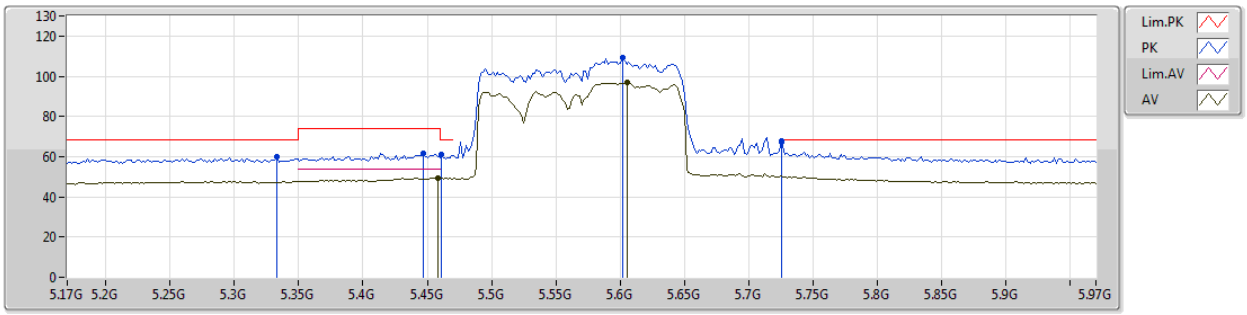

EUT Y_4TX
Setting 38
02-R-5-10
FSP
ANT6

Type	Freq	Level	Limit	Margin	Factor	Dist	Condition	Azimuth	Height	Comments
	(Hz)	(dBuV/m)	(dBuV/m)	(dB)	(dB)	(m)		(°)	(m)	
PK	5.3332G	60.07	68.20	-8.13	8.36	3	Vertical	360	2.14	-
PK	5.4468G	61.90	74.00	-12.10	8.52	3	Vertical	360	2.14	-
AV	5.458G	49.22	54.00	-4.78	8.55	3	Vertical	360	2.14	-
PK	5.4612G	61.25	68.20	-6.95	8.55	3	Vertical	360	2.14	-
PK	5.602G	109.33	Inf	-Inf	8.64	3	Vertical	360	2.14	-
AV	5.6052G	96.73	Inf	-Inf	8.65	3	Vertical	360	2.14	-
PK	5.7252G	67.24	68.20	-0.96	8.80	3	Vertical	360	2.14	-
PK	5.7252G	67.99	68.20	-0.21	8.80	3	Vertical	360	2.14	-

802.11ax HEW160-BF_Nss1,(MCS0)_4TX

5570MHz_TX

04/03/2019

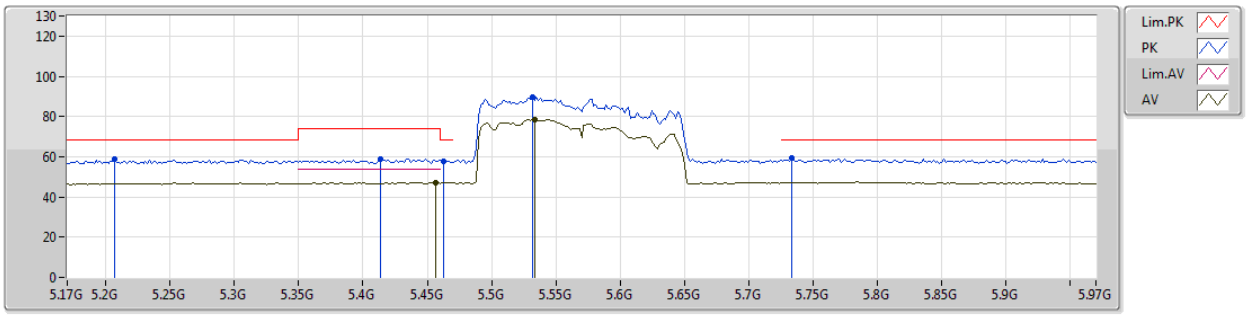

EUT Y_4TX
Setting 38
02-R-5-10
FSP
ANT6

Type	Freq	Level	Limit	Margin	Factor	Dist	Condition	Azimuth	Height	Comments
	(Hz)	(dBuV/m)	(dBuV/m)	(dB)	(dB)	(m)		(°)	(m)	
PK	5.2068G	58.79	68.20	-9.41	8.17	3	Horizontal	259	1.34	-
PK	5.4132G	59.05	74.00	-14.95	8.46	3	Horizontal	259	1.34	-
AV	5.4564G	47.30	54.00	-6.70	8.54	3	Horizontal	259	1.34	-
PK	5.4628G	57.96	68.20	-10.24	8.55	3	Horizontal	259	1.34	-
PK	5.5316G	89.40	Inf	-Inf	8.63	3	Horizontal	259	1.34	-
AV	5.5332G	78.69	Inf	-Inf	8.63	3	Horizontal	259	1.34	-
PK	5.7332G	59.22	68.20	-8.98	8.81	3	Horizontal	259	1.34	-

For Non-beamforming / 4T4S mode
Summary

Mode	Result	Type	Freq (Hz)	Level (dBuV/m)	Limit (dBuV/m)	Margin (dB)	Factor (dB)	Dist (m)	Condition	Azimuth (°)	Height (m)	Comments
5.25-5.35GHz	-	-	-	-	-	-	-	-	-	-	-	-
802.11ax HEW20_Nss4,(MCS0)_4TX	Pass	AV	5.35G	53.96	54.00	-0.04	8.38	3	Vertical	12	2.23	-

802.11ax HEW20_Nss4,(MCS0)_4TX

5260MHz_TX

05/03/2019

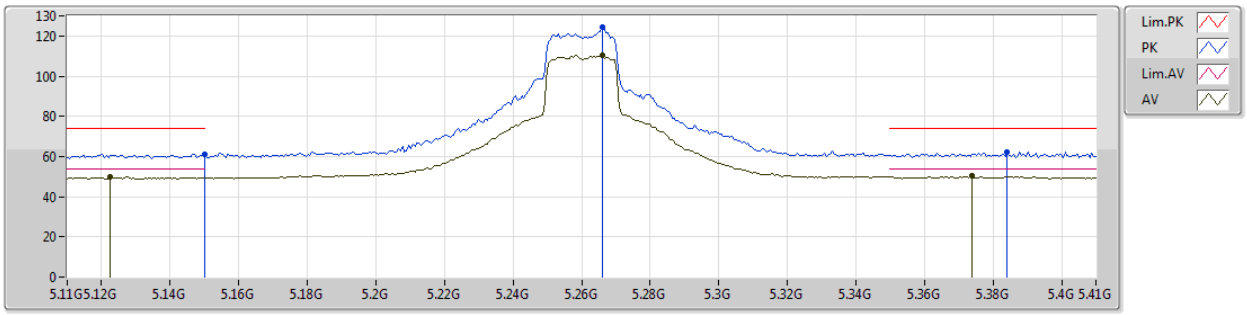

EUT Y_4TX
Setting 71
02-M-1-10
FSP
ANT6

Type	Freq	Level	Limit	Margin	Factor	Dist	Condition	Azimuth	Height	Comments
	(Hz)	(dBuV/m)	(dBuV/m)	(dB)	(dB)	(m)		(°)	(m)	
PK	5.15G	61.34	74.00	-12.66	8.04	3	Vertical	6	2.44	-
AV	5.1226G	49.79	54.00	-4.21	7.98	3	Vertical	6	2.44	-
PK	5.266G	124.17	Inf	-Inf	8.26	3	Vertical	6	2.44	-
AV	5.266G	110.43	Inf	-Inf	8.26	3	Vertical	6	2.44	-
PK	5.3842G	62.26	74.00	-11.74	8.42	3	Vertical	6	2.44	-
AV	5.374G	50.17	54.00	-3.83	8.40	3	Vertical	6	2.44	-

802.11ax HEW20_Nss4,(MCS0)_4TX

5260MHz_TX

05/03/2019

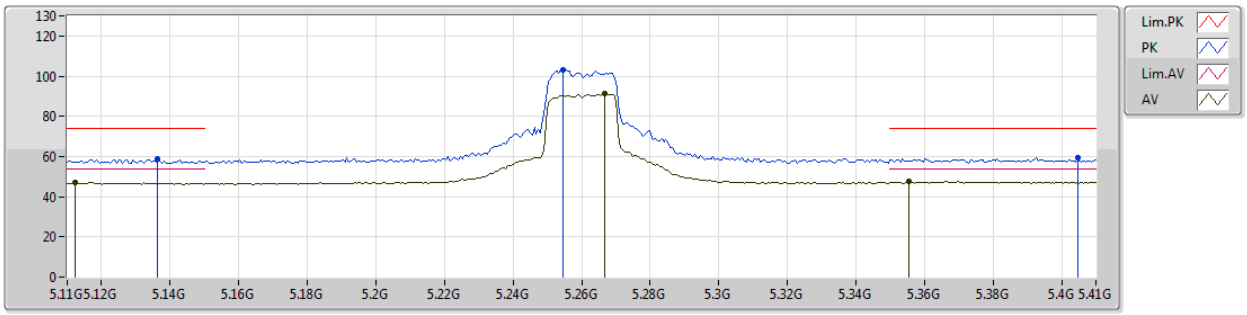

EUT Y_4TX
Setting 71
02-M-1-10
FSP
ANT6

Type	Freq	Level	Limit	Margin	Factor	Dist	Condition	Azimuth	Height	Comments
	(Hz)	(dBuV/m)	(dBuV/m)	(dB)	(dB)	(m)		(°)	(m)	
PK	5.1364G	58.56	74.00	-15.44	8.02	3	Horizontal	55	1.47	-
AV	5.1124G	46.95	54.00	-7.05	7.96	3	Horizontal	55	1.47	-
PK	5.2546G	103.37	Inf	-Inf	8.25	3	Horizontal	55	1.47	-
AV	5.2666G	91.12	Inf	-Inf	8.26	3	Horizontal	55	1.47	-
PK	5.4046G	59.39	74.00	-14.61	8.45	3	Horizontal	55	1.47	-
AV	5.3554G	47.47	54.00	-6.53	8.38	3	Horizontal	55	1.47	-

802.11ax HEW20_Nss4,(MCS0)_4TX

5300MHz_TX

05/03/2019

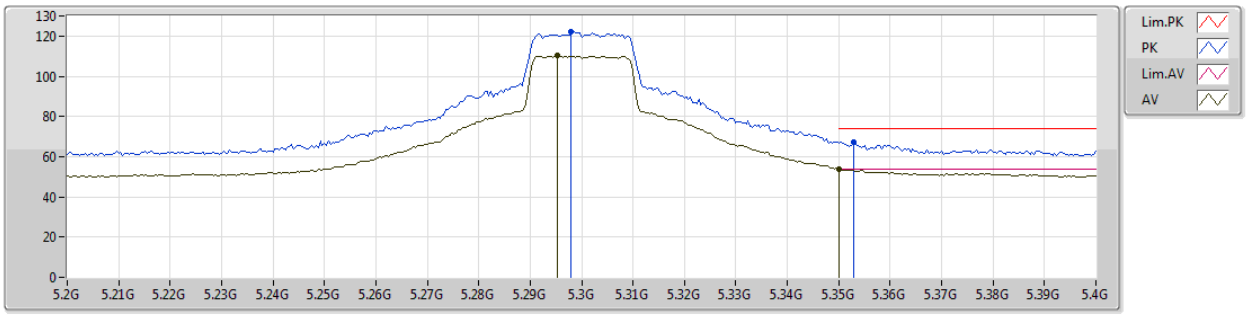

EUT Y_4TX
Setting 72
02-M-1-10
FSP
ANT6

Type	Freq	Level	Limit	Margin	Factor	Dist	Condition	Azimuth	Height	Comments
	(Hz)	(dBuV/m)	(dBuV/m)	(dB)	(dB)	(m)		(°)	(m)	
PK	5.298G	122.12	Inf	-Inf	8.31	3	Vertical	12	2.23	-
AV	5.2952G	110.57	Inf	-Inf	8.30	3	Vertical	12	2.23	-
PK	5.3528G	67.20	74.00	-6.80	8.38	3	Vertical	12	2.23	-
AV	5.35G	53.96	54.00	-0.04	8.38	3	Vertical	12	2.23	-

802.11ax HEW20_Nss4,(MCS0)_4TX

5300MHz_TX

05/03/2019

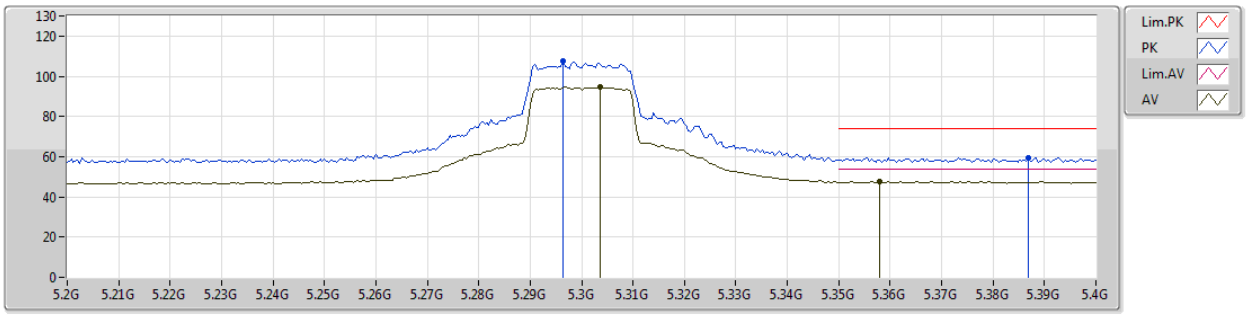

EUT Y_4TX
Setting 72
02-M-1-10
FSP
ANT6

Type	Freq	Level	Limit	Margin	Factor	Dist	Condition	Azimuth	Height	Comments
	(Hz)	(dBuV/m)	(dBuV/m)	(dB)	(dB)	(m)		(°)	(m)	
PK	5.2964G	107.71	Inf	-Inf	8.31	3	Horizontal	32	1.04	-
AV	5.3036G	94.61	Inf	-Inf	8.31	3	Horizontal	32	1.04	-
PK	5.3868G	59.65	74.00	-14.35	8.43	3	Horizontal	32	1.04	-
AV	5.358G	47.48	54.00	-6.52	8.38	3	Horizontal	32	1.04	-

802.11ax HEW20_Nss4,(MCS0)_4TX

5320MHz_TX

05/03/2019

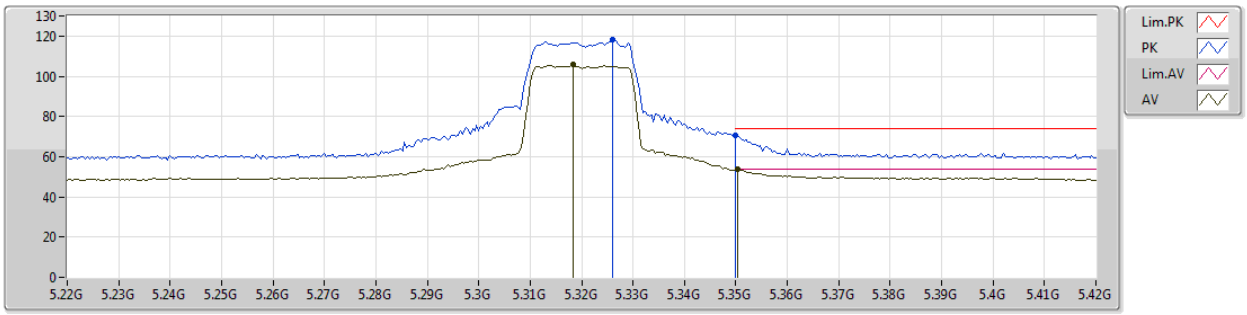

EUT Y_4TX
Setting 57
02-M-1-10
FSP
ANT6

Type	Freq	Level	Limit	Margin	Factor	Dist	Condition	Azimuth	Height	Comments
	(Hz)	(dBuV/m)	(dBuV/m)	(dB)	(dB)	(m)		(°)	(m)	
PK	5.326G	118.40	Inf	-Inf	8.35	3	Vertical	323	2.33	-
AV	5.3184G	105.75	Inf	-Inf	8.33	3	Vertical	323	2.33	-
PK	5.35G	70.33	74.00	-3.67	8.38	3	Vertical	323	2.33	-
AV	5.3504G	53.79	54.00	-0.21	8.38	3	Vertical	323	2.33	-

802.11ax HEW20_Nss4,(MCS0)_4TX

5320MHz_TX

05/03/2019

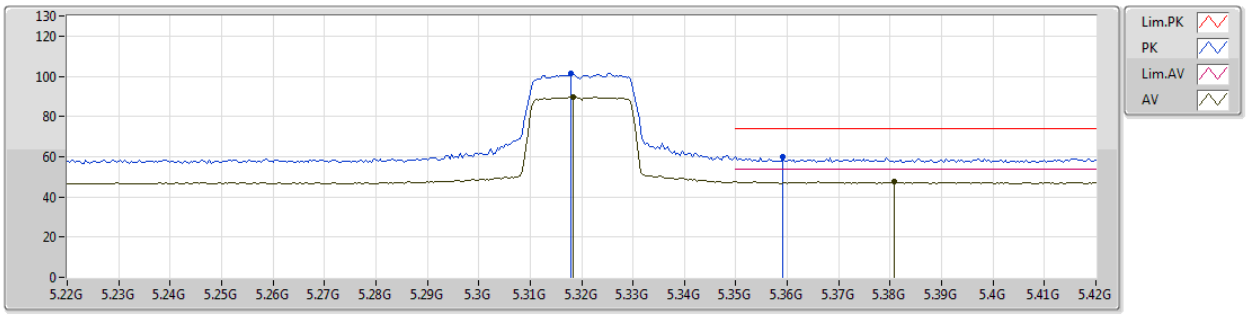

EUT Y_4TX
Setting 57
02-M-1-10
FSP
ANT6

Type	Freq	Level	Limit	Margin	Factor	Dist	Condition	Azimuth	Height	Comments
	(Hz)	(dBuV/m)	(dBuV/m)	(dB)	(dB)	(m)		(°)	(m)	
PK	5.318G	101.43	Inf	-Inf	8.33	3	Horizontal	36	1.19	-
AV	5.3184G	89.68	Inf	-Inf	8.33	3	Horizontal	36	1.19	-
PK	5.3592G	59.96	74.00	-14.04	8.39	3	Horizontal	36	1.19	-
AV	5.3808G	47.48	54.00	-6.52	8.42	3	Horizontal	36	1.19	-

802.11ax HEW20_Nss4,(MCS0)_4TX

5500MHz_TX

05/03/2019

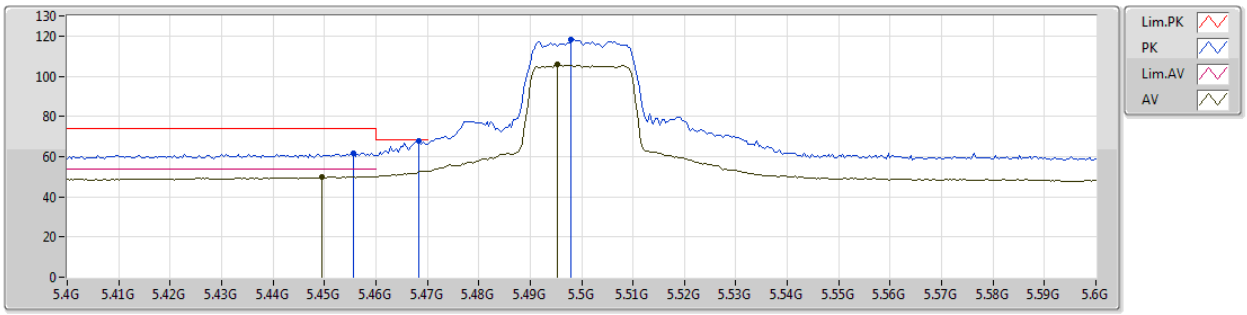

EUT Y_4TX
Setting 52
02-M-1-10
FSP
ANT6

Type	Freq	Level	Limit	Margin	Factor	Dist	Condition	Azimuth	Height	Comments
	(Hz)	(dBuV/m)	(dBuV/m)	(dB)	(dB)	(m)		(°)	(m)	
PK	5.4556G	61.88	74.00	-12.12	8.54	3	Vertical	337	2.32	-
AV	5.4496G	50.14	54.00	-3.86	8.52	3	Vertical	337	2.32	-
PK	5.4684G	67.98	68.20	-0.22	8.56	3	Vertical	337	2.32	-
PK	5.498G	118.11	Inf	-Inf	8.62	3	Vertical	337	2.32	-
AV	5.4952G	105.94	Inf	-Inf	8.61	3	Vertical	337	2.32	-

802.11ax HEW20_Nss4,(MCS0)_4TX

5500MHz_TX

05/03/2019

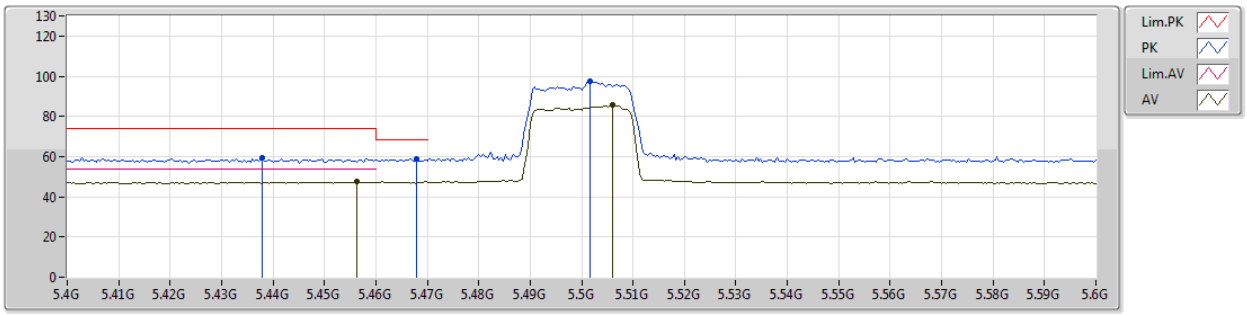

EUT Y_4TX
Setting 52
02-M-1-10
FSP
ANT6

Type	Freq	Level	Limit	Margin	Factor	Dist	Condition	Azimuth	Height	Comments
	(Hz)	(dBuV/m)	(dBuV/m)	(dB)	(dB)	(m)		(°)	(m)	
PK	5.438G	59.40	74.00	-14.60	8.51	3	Horizontal	323	1.71	-
AV	5.4564G	47.43	54.00	-6.57	8.54	3	Horizontal	323	1.71	-
PK	5.468G	58.82	68.20	-9.38	8.56	3	Horizontal	323	1.71	-
PK	5.5016G	97.78	Inf	-Inf	8.62	3	Horizontal	323	1.71	-
AV	5.506G	85.75	Inf	-Inf	8.62	3	Horizontal	323	1.71	-

802.11ax HEW20_Nss4,(MCS0)_4TX

5580MHz_TX

05/03/2019

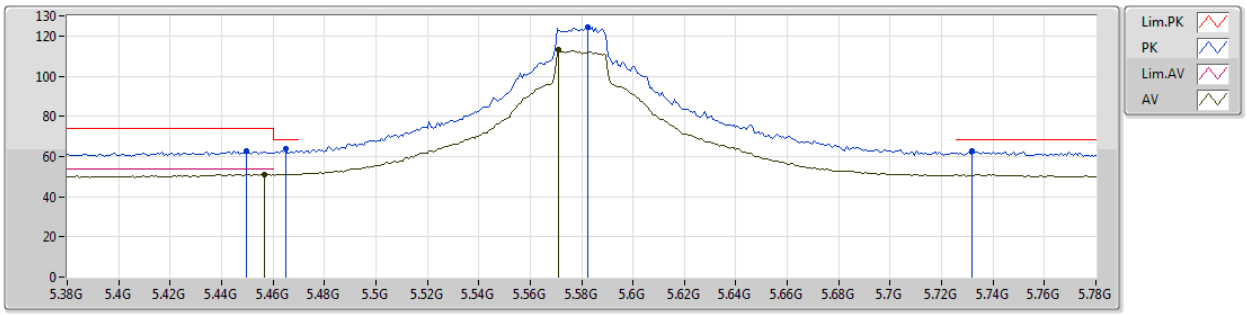

EUT Y_4TX
Setting 93
02-M-1-10
FSP
ANT6

Type	Freq	Level	Limit	Margin	Factor	Dist	Condition	Azimuth	Height	Comments
	(Hz)	(dBuV/m)	(dBuV/m)	(dB)	(dB)	(m)		(°)	(m)	
PK	5.4496G	63.01	74.00	-10.99	8.52	3	Vertical	12	2.26	-
AV	5.4568G	51.13	54.00	-2.87	8.54	3	Vertical	12	2.26	-
PK	5.4648G	63.60	68.20	-4.60	8.55	3	Vertical	12	2.26	-
PK	5.5824G	124.49	Inf	-Inf	8.64	3	Vertical	12	2.26	-
AV	5.5712G	112.91	Inf	-Inf	8.63	3	Vertical	12	2.26	-
PK	5.732G	62.62	68.20	-5.58	8.81	3	Vertical	12	2.26	-

802.11ax HEW20_Nss4,(MCS0)_4TX

5580MHz_TX

05/03/2019

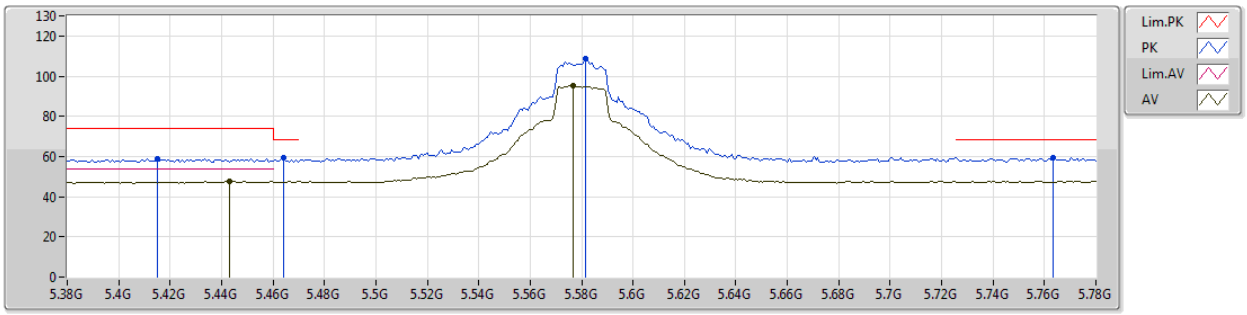

EUT Y_4TX
Setting 93
02-M-1-10
FSP
ANT6

Type	Freq	Level	Limit	Margin	Factor	Dist	Condition	Azimuth	Height	Comments
	(Hz)	(dBuV/m)	(dBuV/m)	(dB)	(dB)	(m)		(°)	(m)	
PK	5.4152G	58.86	74.00	-15.14	8.46	3	Horizontal	359	2.35	-
AV	5.4432G	47.52	54.00	-6.48	8.52	3	Horizontal	359	2.35	-
PK	5.464G	59.41	68.20	-8.79	8.55	3	Horizontal	359	2.35	-
PK	5.5816G	108.43	Inf	-Inf	8.64	3	Horizontal	359	2.35	-
AV	5.5768G	95.19	Inf	-Inf	8.64	3	Horizontal	359	2.35	-
PK	5.7632G	59.43	68.20	-8.77	8.83	3	Horizontal	359	2.35	-

802.11ax HEW20_Nss4,(MCS0)_4TX

5700MHz_TX

05/03/2019

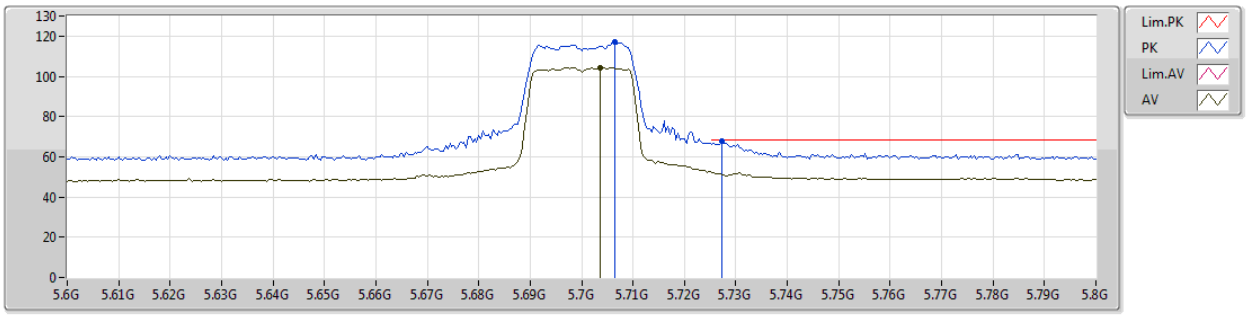

EUT Y_4TX
Setting 46
02-M-1-10
FSP
ANT6

Type	Freq	Level	Limit	Margin	Factor	Dist	Condition	Azimuth	Height	Comments
	(Hz)	(dBuV/m)	(dBuV/m)	(dB)	(dB)	(m)		(°)	(m)	
PK	5.7064G	116.94	Inf	-Inf	8.78	3	Vertical	349	2.24	-
AV	5.7036G	104.46	Inf	-Inf	8.77	3	Vertical	349	2.24	-
PK	5.7272G	67.93	68.20	-0.27	8.81	3	Vertical	349	2.24	-

802.11ax HEW20_Nss4,(MCS0)_4TX

5700MHz_TX

05/03/2019

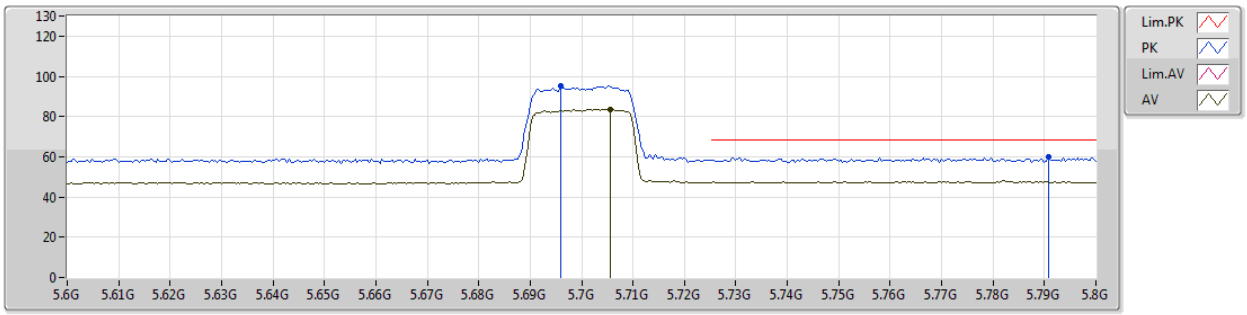

EUT Y_4TX
Setting 46
02-M-1-10
FSP
ANT6

Type	Freq	Level	Limit	Margin	Factor	Dist	Condition	Azimuth	Height	Comments
	(Hz)	(dBuV/m)	(dBuV/m)	(dB)	(dB)	(m)		(°)	(m)	
PK	5.696G	95.21	Inf	-Inf	8.76	3	Horizontal	338	1.45	-
AV	5.7056G	83.76	Inf	-Inf	8.78	3	Horizontal	338	1.45	-
PK	5.7908G	59.98	68.20	-8.22	8.87	3	Horizontal	338	1.45	-

802.11ax HEW20_Nss4,(MCS0)_4TX

5720MHz Straddle 5.47-5.725GHz_TX

05/03/2019

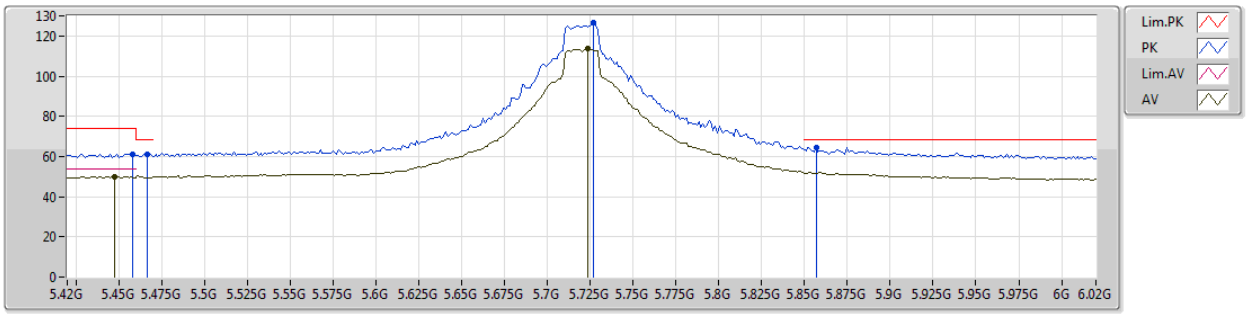

EUT Y_4TX
Setting 94
02-M-1-10
FSP
ANT6

Type	Freq	Level	Limit	Margin	Factor	Dist	Condition	Azimuth	Height	Comments
	(Hz)	(dBuV/m)	(dBuV/m)	(dB)	(dB)	(m)		(°)	(m)	
PK	5.4584G	61.24	74.00	-12.76	8.55	3	Vertical	9	2.34	-
AV	5.4476G	50.05	54.00	-3.95	8.52	3	Vertical	9	2.34	-
PK	5.4668G	61.33	68.20	-6.87	8.56	3	Vertical	9	2.34	-
PK	5.7272G	126.44	Inf	-Inf	8.81	3	Vertical	9	2.34	-
AV	5.7236G	113.86	Inf	-Inf	8.79	3	Vertical	9	2.34	-
PK	5.8568G	64.27	68.20	-3.93	8.86	3	Vertical	9	2.34	-

802.11ax HEW20_Nss4,(MCS0)_4TX

5720MHz Straddle 5.47-5.725GHz_TX

05/03/2019

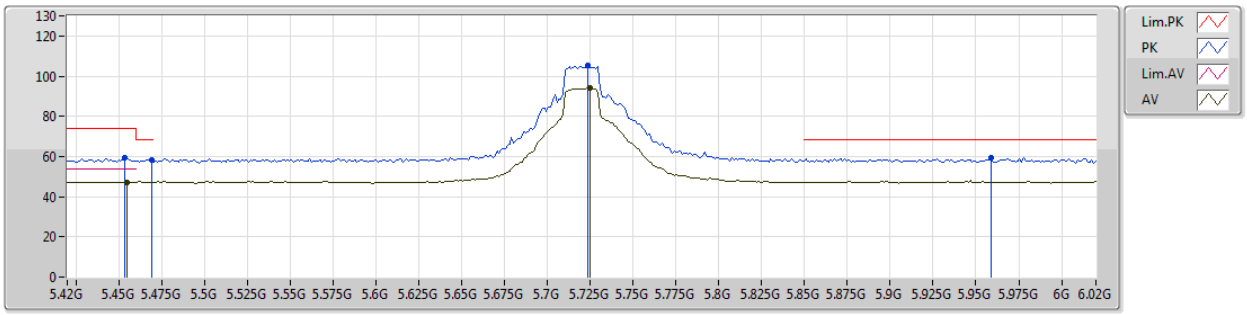

EUT Y_4TX
Setting 94
02-M-1-10
FSP
ANT6

Type	Freq	Level	Limit	Margin	Factor	Dist	Condition	Azimuth	Height	Comments
	(Hz)	(dBuV/m)	(dBuV/m)	(dB)	(dB)	(m)		(°)	(m)	
PK	5.4536G	59.21	74.00	-14.79	8.54	3	Horizontal	15	2.80	-
AV	5.4548G	47.33	54.00	-6.67	8.54	3	Horizontal	15	2.80	-
PK	5.4692G	58.16	68.20	-10.04	8.56	3	Horizontal	15	2.80	-
PK	5.7236G	105.13	Inf	-Inf	8.79	3	Horizontal	15	2.80	-
AV	5.7248G	94.10	Inf	-Inf	8.79	3	Horizontal	15	2.80	-
PK	5.9588G	59.25	68.20	-8.95	8.84	3	Horizontal	15	2.80	-

802.11ax HEW40_Nss4,(MCS0)_4TX

5270MHz_TX

05/03/2019

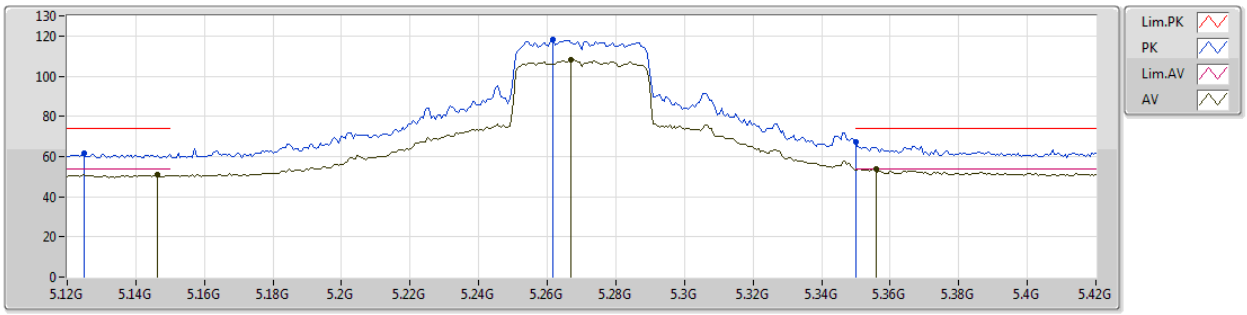

EUT Y_4TX
Setting 67
02-M-1-10
FSP
ANT6

Type	Freq	Level	Limit	Margin	Factor	Dist	Condition	Azimuth	Height	Comments
	(Hz)	(dBuV/m)	(dBuV/m)	(dB)	(dB)	(m)		(°)	(m)	
PK	5.1248G	61.42	74.00	-12.58	7.99	3	Vertical	346	2.43	-
AV	5.1464G	50.80	54.00	-3.20	8.04	3	Vertical	346	2.43	-
PK	5.2616G	118.00	Inf	-Inf	8.25	3	Vertical	346	2.43	-
AV	5.267G	107.99	Inf	-Inf	8.26	3	Vertical	346	2.43	-
PK	5.35G	66.97	74.00	-7.03	8.38	3	Vertical	346	2.43	-
AV	5.3558G	53.92	54.00	-0.08	8.38	3	Vertical	346	2.43	-

802.11ax HEW40_Nss4,(MCS0)_4TX

5270MHz_TX

05/03/2019

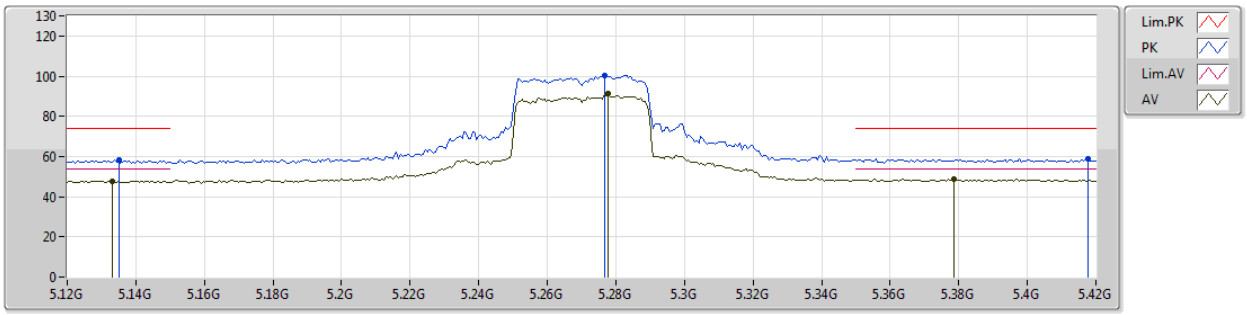

EUT Y_4TX
Setting 67
02-M-1-10
FSP
ANT6

Type	Freq	Level	Limit	Margin	Factor	Dist	Condition	Azimuth	Height	Comments
	(Hz)	(dBuV/m)	(dBuV/m)	(dB)	(dB)	(m)		(°)	(m)	
PK	5.135G	58.33	74.00	-15.67	8.02	3	Horizontal	316	1.50	-
AV	5.1332G	47.89	54.00	-6.11	8.02	3	Horizontal	316	1.50	-
PK	5.2766G	100.29	Inf	-Inf	8.27	3	Horizontal	316	1.50	-
AV	5.2778G	91.50	Inf	-Inf	8.27	3	Horizontal	316	1.50	-
PK	5.4176G	58.86	74.00	-15.14	8.47	3	Horizontal	316	1.50	-
AV	5.3786G	49.00	54.00	-5.00	8.42	3	Horizontal	316	1.50	-

802.11ax HEW40_Nss4,(MCS0)_4TX

5310MHz_TX

05/03/2019

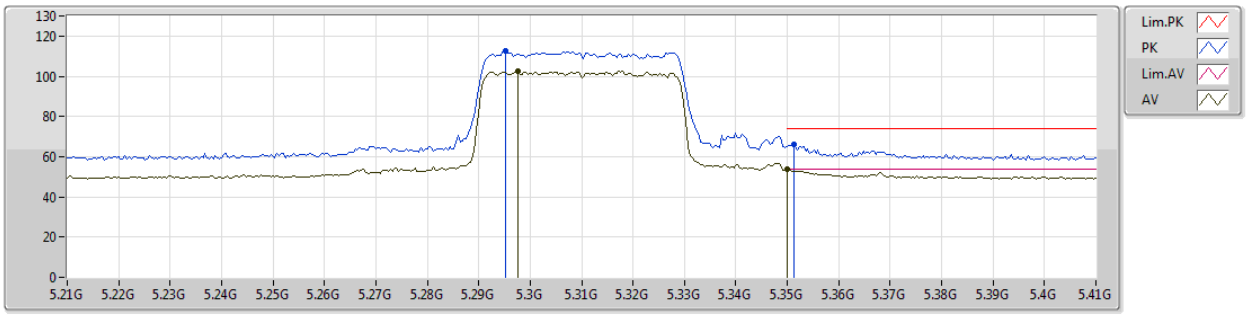

EUT Y_4TX
Setting 46
02-M-1-10
FSP
ANT6

Type	Freq	Level	Limit	Margin	Factor	Dist	Condition	Azimuth	Height	Comments
	(Hz)	(dBuV/m)	(dBuV/m)	(dB)	(dB)	(m)		(°)	(m)	
PK	5.2952G	112.58	Inf	-Inf	8.30	3	Vertical	356	2.31	-
AV	5.2976G	102.57	Inf	-Inf	8.31	3	Vertical	356	2.31	-
PK	5.3512G	66.12	74.00	-7.88	8.38	3	Vertical	356	2.31	-
AV	5.35G	53.96	54.00	-0.04	8.38	3	Vertical	356	2.31	-

802.11ax HEW40_Nss4,(MCS0)_4TX

5310MHz_TX

05/03/2019

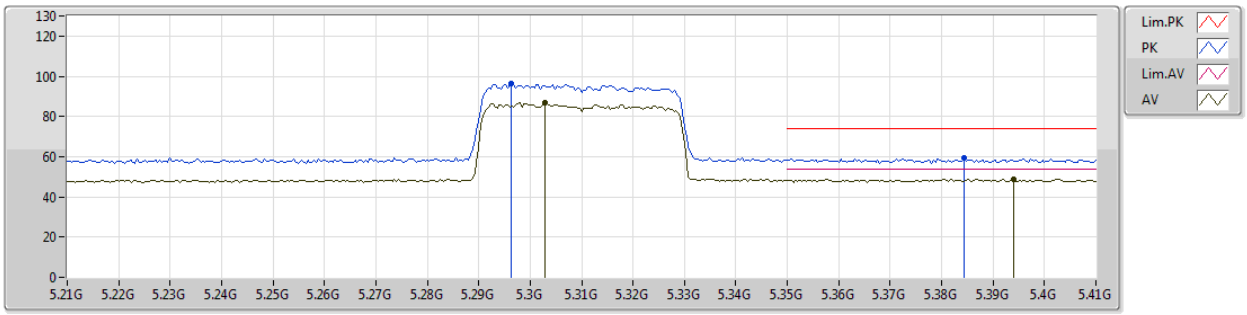

EUT Y_4TX
Setting 46
02-M-1-10
FSP
ANT6

Type	Freq	Level	Limit	Margin	Factor	Dist	Condition	Azimuth	Height	Comments
	(Hz)	(dBuV/m)	(dBuV/m)	(dB)	(dB)	(m)		(°)	(m)	
PK	5.2964G	96.41	Inf	-Inf	8.31	3	Horizontal	311	1.11	-
AV	5.3028G	86.79	Inf	-Inf	8.31	3	Horizontal	311	1.11	-
PK	5.3844G	59.17	74.00	-14.83	8.42	3	Horizontal	311	1.11	-
AV	5.394G	48.77	54.00	-5.23	8.43	3	Horizontal	311	1.11	-

802.11ax HEW40_Nss4,(MCS0)_4TX

5510MHz_TX

05/03/2019

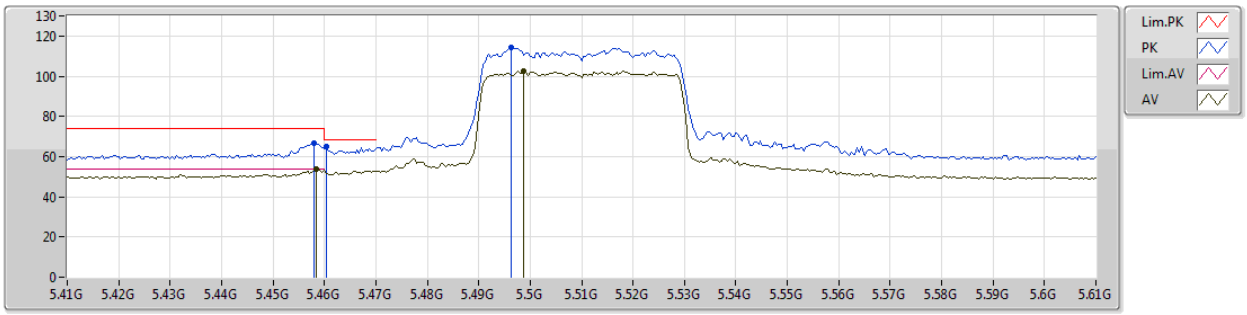

EUT Y_4TX
Setting 46
02-M-1-10
FSP
ANT6

Type	Freq	Level	Limit	Margin	Factor	Dist	Condition	Azimuth	Height	Comments
	(Hz)	(dBuV/m)	(dBuV/m)	(dB)	(dB)	(m)		(°)	(m)	
PK	5.458G	66.89	74.00	-7.11	8.55	3	Vertical	331	2.31	-
AV	5.4584G	53.76	54.00	-0.24	8.55	3	Vertical	331	2.31	-
PK	5.4604G	64.97	68.20	-3.23	8.55	3	Vertical	331	2.31	-
PK	5.4964G	114.20	Inf	-Inf	8.62	3	Vertical	331	2.31	-
AV	5.4988G	102.62	Inf	-Inf	8.62	3	Vertical	331	2.31	-

802.11ax HEW40_Nss4,(MCS0)_4TX

5510MHz_TX

05/03/2019

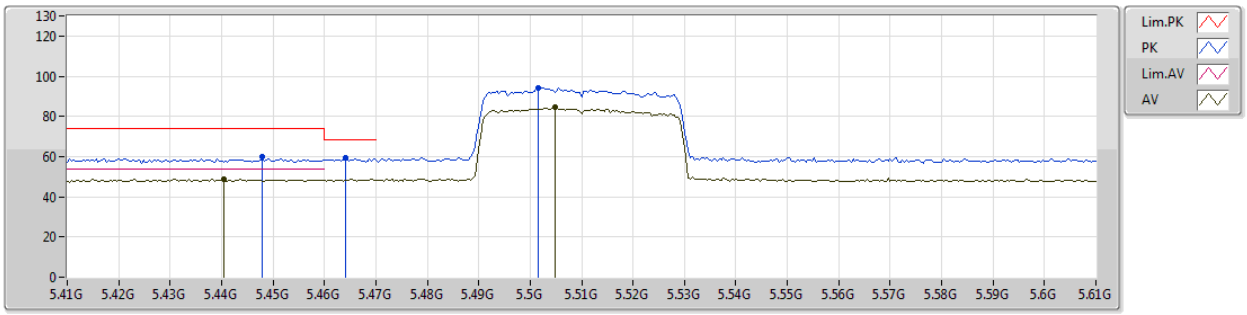

EUT Y_4TX
Setting 46
02-M-1-10
FSP
ANT6

Type	Freq	Level	Limit	Margin	Factor	Dist	Condition	Azimuth	Height	Comments
	(Hz)	(dBuV/m)	(dBuV/m)	(dB)	(dB)	(m)		(°)	(m)	
PK	5.448G	60.23	74.00	-13.77	8.52	3	Horizontal	329	1.50	-
AV	5.4404G	48.97	54.00	-5.03	8.51	3	Horizontal	329	1.50	-
PK	5.464G	59.35	68.20	-8.85	8.55	3	Horizontal	329	1.50	-
PK	5.5016G	94.07	Inf	-Inf	8.62	3	Horizontal	329	1.50	-
AV	5.5048G	84.65	Inf	-Inf	8.62	3	Horizontal	329	1.50	-

802.11ax HEW40_Nss4,(MCS0)_4TX

5550MHz_TX

05/03/2019

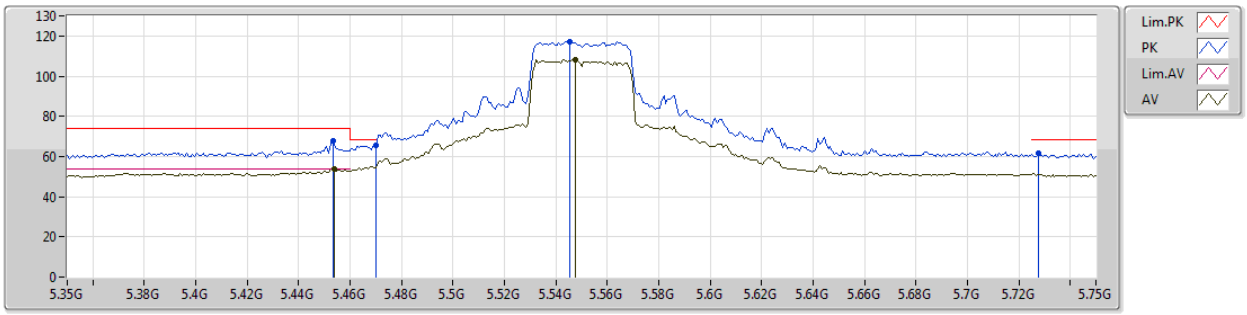

EUT Y_4TX
Setting 66
02-M-1-10
FSP
ANT6

Type	Freq	Level	Limit	Margin	Factor	Dist	Condition	Azimuth	Height	Comments
	(Hz)	(dBuV/m)	(dBuV/m)	(dB)	(dB)	(m)		(°)	(m)	
PK	5.4532G	68.05	74.00	-5.95	8.54	3	Vertical	354	2.35	-
AV	5.454G	53.81	54.00	-0.19	8.54	3	Vertical	354	2.35	-
PK	5.47G	65.64	68.20	-2.56	8.56	3	Vertical	354	2.35	-
PK	5.5452G	117.35	Inf	-Inf	8.63	3	Vertical	354	2.35	-
AV	5.5476G	108.38	Inf	-Inf	8.63	3	Vertical	354	2.35	-
PK	5.7276G	61.65	68.20	-6.55	8.81	3	Vertical	354	2.35	-

802.11ax HEW40_Nss4,(MCS0)_4TX

5550MHz_TX

05/03/2019

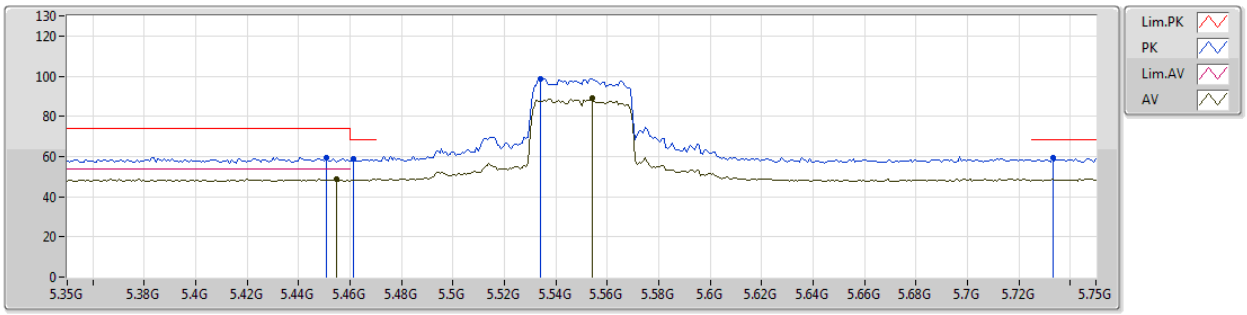

EUT Y_4TX
Setting 66
02-M-1-10
FSP
ANT6

Type	Freq	Level	Limit	Margin	Factor	Dist	Condition	Azimuth	Height	Comments
	(Hz)	(dBuV/m)	(dBuV/m)	(dB)	(dB)	(m)		(°)	(m)	
PK	5.4508G	59.39	74.00	-14.61	8.54	3	Horizontal	59	1.39	-
AV	5.4548G	48.90	54.00	-5.10	8.54	3	Horizontal	59	1.39	-
PK	5.4612G	58.75	68.20	-9.45	8.55	3	Horizontal	59	1.39	-
PK	5.534G	98.70	Inf	-Inf	8.63	3	Horizontal	59	1.39	-
AV	5.554G	88.93	Inf	-Inf	8.63	3	Horizontal	59	1.39	-
PK	5.7332G	59.26	68.20	-8.94	8.81	3	Horizontal	59	1.39	-

802.11ax HEW40_Nss4,(MCS0)_4TX

5670MHz_TX

05/03/2019

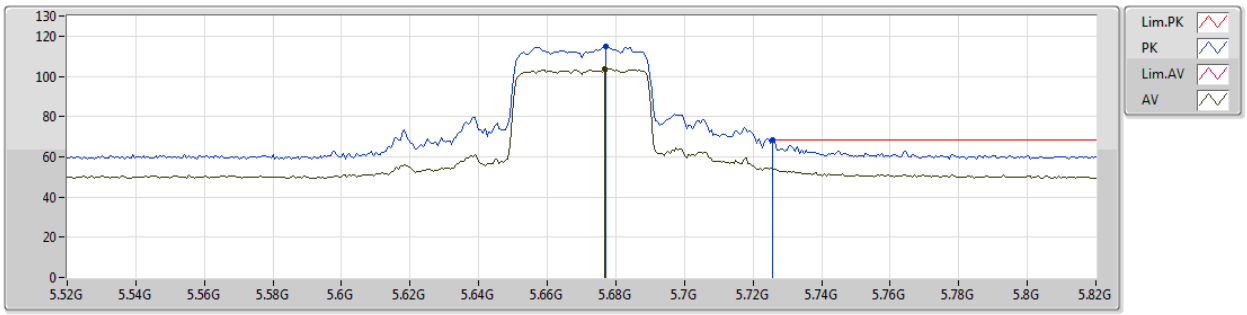

EUT Y_4TX
Setting 50
02-M-1-10
FSP
ANT6

Type	Freq	Level	Limit	Margin	Factor	Dist	Condition	Azimuth	Height	Comments
	(Hz)	(dBuV/m)	(dBuV/m)	(dB)	(dB)	(m)		(°)	(m)	
PK	5.6772G	114.61	Inf	-Inf	8.75	3	Vertical	348	2.35	-
AV	5.6766G	103.58	Inf	-Inf	8.75	3	Vertical	348	2.35	-
PK	5.7258G	68.09	68.20	-0.11	8.80	3	Vertical	348	2.35	-

802.11ax HEW40_Nss4,(MCS0)_4TX

5670MHz_TX

05/03/2019

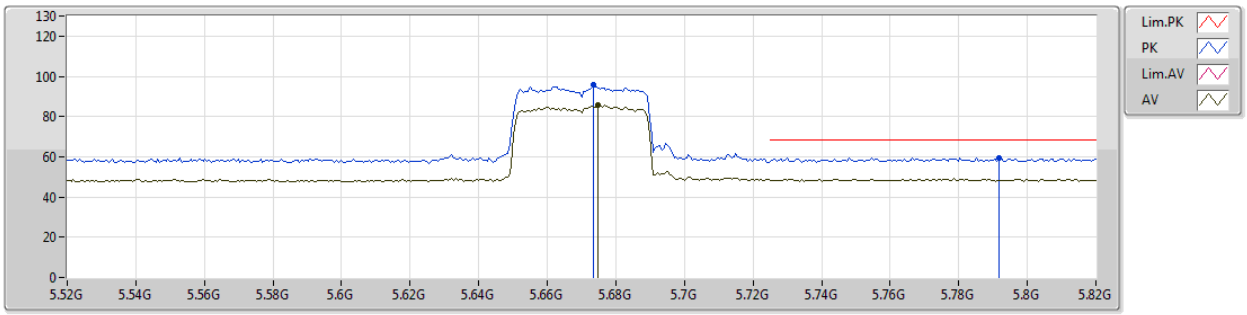

EUT Y_4TX
Setting 50
02-M-1-10
FSP
ANT6

Type	Freq	Level	Limit	Margin	Factor	Dist	Condition	Azimuth	Height	Comments
	(Hz)	(dBuV/m)	(dBuV/m)	(dB)	(dB)	(m)		(°)	(m)	
PK	5.6736G	95.82	Inf	-Inf	8.73	3	Horizontal	328	1.84	-
AV	5.6748G	85.71	Inf	-Inf	8.73	3	Horizontal	328	1.84	-
PK	5.7918G	59.46	68.20	-8.74	8.87	3	Horizontal	328	1.84	-

802.11ax HEW40_Nss4,(MCS0)_4TX

5710MHz Straddle 5.47-5.725GHz_TX

05/03/2019

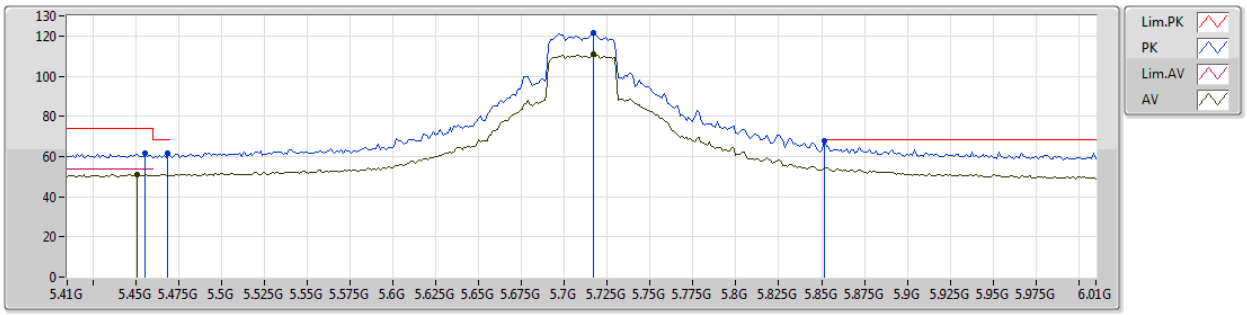

EUT Y_4TX
Setting 75
02-M-1-10
FSP
ANT6

Type	Freq	Level	Limit	Margin	Factor	Dist	Condition	Azimuth	Height	Comments
	(Hz)	(dBuV/m)	(dBuV/m)	(dB)	(dB)	(m)		(°)	(m)	
PK	5.4556G	61.46	74.00	-12.54	8.54	3	Vertical	348	2.24	-
AV	5.4508G	50.97	54.00	-3.03	8.54	3	Vertical	348	2.24	-
PK	5.4688G	61.45	68.20	-6.75	8.56	3	Vertical	348	2.24	-
PK	5.7172G	121.35	Inf	-Inf	8.78	3	Vertical	348	2.24	-
AV	5.7172G	111.11	Inf	-Inf	8.78	3	Vertical	348	2.24	-
PK	5.8516G	67.98	68.20	-0.22	8.86	3	Vertical	348	2.24	-

802.11ax HEW40_Nss4,(MCS0)_4TX

5710MHz Straddle 5.47-5.725GHz_TX

05/03/2019

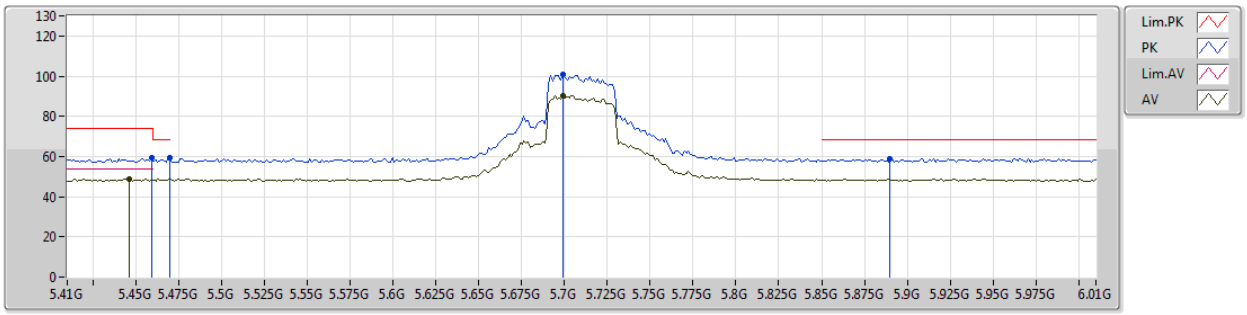

EUT Y_4TX
Setting 75
02-M-1-10
FSP
ANT6

Type	Freq	Level	Limit	Margin	Factor	Dist	Condition	Azimuth	Height	Comments
	(Hz)	(dBuV/m)	(dBuV/m)	(dB)	(dB)	(m)		(°)	(m)	
PK	5.4592G	59.36	74.00	-14.64	8.55	3	Horizontal	266	1.34	-
AV	5.446G	48.66	54.00	-5.34	8.52	3	Horizontal	266	1.34	-
PK	5.47G	59.16	68.20	-9.04	8.56	3	Horizontal	266	1.34	-
PK	5.6992G	101.09	Inf	-Inf	8.77	3	Horizontal	266	1.34	-
AV	5.6992G	90.25	Inf	-Inf	8.77	3	Horizontal	266	1.34	-
PK	5.89G	59.09	68.20	-9.11	8.86	3	Horizontal	266	1.34	-

802.11ax HEW80_Nss4,(MCS0)_4TX

5290MHz_TX

05/03/2019

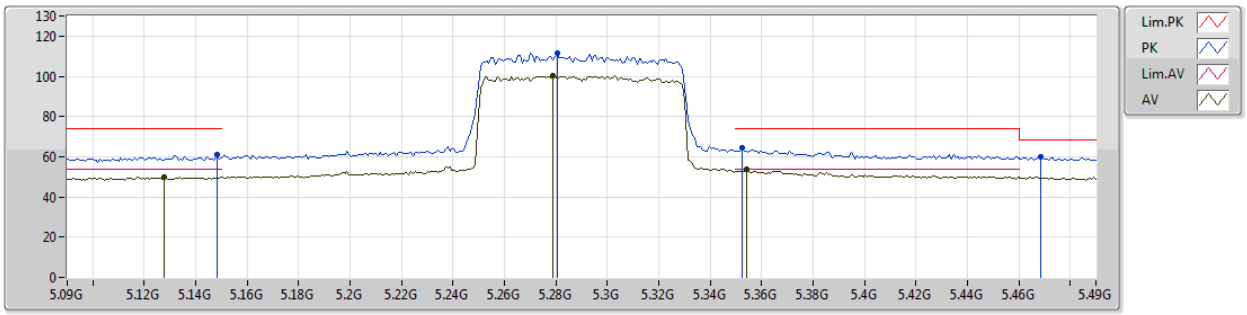

EUT Y_4TX
Setting 47
02-M-1-10
FSP
ANT6

Type	Freq	Level	Limit	Margin	Factor	Dist	Condition	Azimuth	Height	Comments
	(Hz)	(dBuV/m)	(dBuV/m)	(dB)	(dB)	(m)		(°)	(m)	
PK	5.1484G	60.92	74.00	-13.08	8.04	3	Vertical	329	2.29	-
AV	5.1276G	49.83	54.00	-4.17	8.00	3	Vertical	329	2.29	-
PK	5.2804G	111.76	Inf	-Inf	8.28	3	Vertical	329	2.29	-
AV	5.2788G	100.27	Inf	-Inf	8.27	3	Vertical	329	2.29	-
PK	5.3524G	64.27	74.00	-9.73	8.38	3	Vertical	329	2.29	-
AV	5.354G	53.81	54.00	-0.19	8.38	3	Vertical	329	2.29	-
PK	5.4684G	60.22	68.20	-7.98	8.56	3	Vertical	329	2.29	-

802.11ax HEW80_Nss4,(MCS0)_4TX

5290MHz_TX

05/03/2019

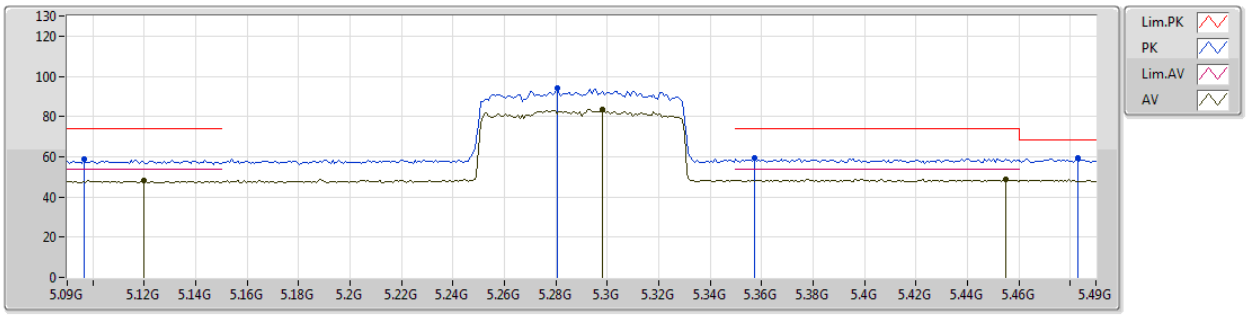

EUT Y_4TX
Setting 47
02-M-1-10
FSP
ANT6

Type	Freq	Level	Limit	Margin	Factor	Dist	Condition	Azimuth	Height	Comments
	(Hz)	(dBuV/m)	(dBuV/m)	(dB)	(dB)	(m)		(°)	(m)	
PK	5.0964G	59.03	74.00	-14.97	7.94	3	Horizontal	321	1.46	-
AV	5.1196G	48.23	54.00	-5.77	7.98	3	Horizontal	321	1.46	-
PK	5.2804G	93.87	Inf	-Inf	8.28	3	Horizontal	321	1.46	-
AV	5.298G	83.59	Inf	-Inf	8.31	3	Horizontal	321	1.46	-
PK	5.3572G	59.60	74.00	-14.40	8.38	3	Horizontal	321	1.46	-
PK	5.4828G	59.27	68.20	-8.93	8.59	3	Horizontal	321	1.46	-
AV	5.4548G	48.81	54.00	-5.19	8.54	3	Horizontal	321	1.46	-

802.11ax HEW80_Nss4,(MCS0)_4TX

5530MHz_TX

06/03/2019

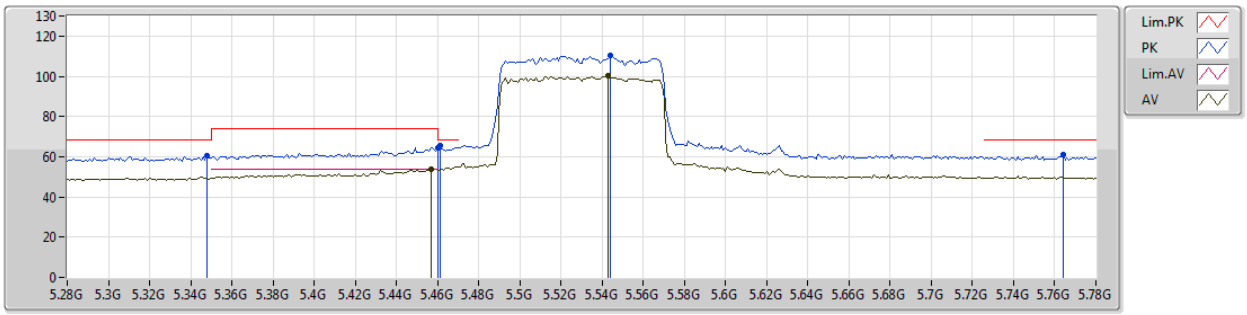

EUT Y_4TX
Setting 47
02-M-1-10
FSP
ANT6

Type	Freq	Level	Limit	Margin	Factor	Dist	Condition	Azimuth	Height	Comments
	(Hz)	(dBuV/m)	(dBuV/m)	(dB)	(dB)	(m)		(°)	(m)	
PK	5.348G	60.32	68.20	-7.88	8.37	3	Vertical	3	2.24	-
PK	5.46G	64.41	74.00	-9.59	8.55	3	Vertical	3	2.24	-
AV	5.457G	53.87	54.00	-0.13	8.54	3	Vertical	3	2.24	-
PK	5.461G	65.42	68.20	-2.78	8.55	3	Vertical	3	2.24	-
PK	5.544G	110.12	Inf	-Inf	8.63	3	Vertical	3	2.24	-
AV	5.543G	100.09	Inf	-Inf	8.63	3	Vertical	3	2.24	-
PK	5.764G	61.26	68.20	-6.94	8.83	3	Vertical	3	2.24	-

802.11ax HEW80_Nss4,(MCS0)_4TX

5530MHz_TX

06/03/2019

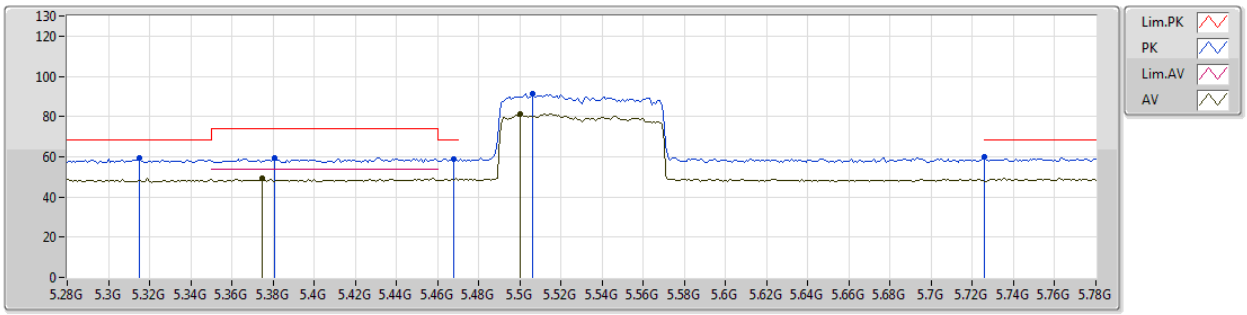

EUT Y_4TX
Setting 47
02-M-1-10
FSP
ANT6

Type	Freq	Level	Limit	Margin	Factor	Dist	Condition	Azimuth	Height	Comments
	(Hz)	(dBuV/m)	(dBuV/m)	(dB)	(dB)	(m)		(°)	(m)	
PK	5.315G	59.67	68.20	-8.53	8.33	3	Horizontal	332	1.63	-
PK	5.381G	59.41	74.00	-14.59	8.42	3	Horizontal	332	1.63	-
AV	5.375G	49.31	54.00	-4.69	8.41	3	Horizontal	332	1.63	-
PK	5.468G	59.10	68.20	-9.10	8.56	3	Horizontal	332	1.63	-
PK	5.506G	91.11	Inf	-Inf	8.62	3	Horizontal	332	1.63	-
AV	5.5G	81.22	Inf	-Inf	8.62	3	Horizontal	332	1.63	-
PK	5.726G	59.73	68.20	-8.47	8.80	3	Horizontal	332	1.63	-

802.11ax HEW80_Nss4,(MCS0)_4TX

5610MHz_TX

06/03/2019

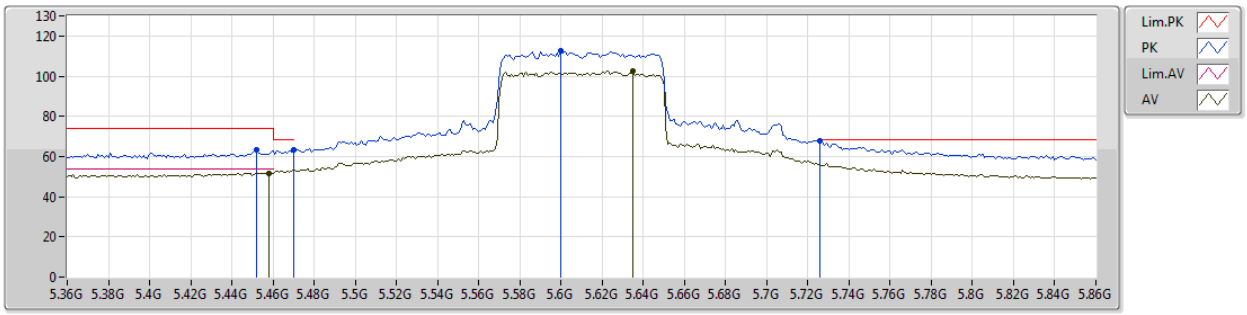

EUT Y_4TX
Setting 58
02-M-1-10
FSP
ANT6

Type	Freq	Level	Limit	Margin	Factor	Dist	Condition	Azimuth	Height	Comments
	(Hz)	(dBuV/m)	(dBuV/m)	(dB)	(dB)	(m)		(°)	(m)	
PK	5.452G	63.41	74.00	-10.59	8.54	3	Vertical	328	2.31	-
AV	5.458G	51.82	54.00	-2.18	8.55	3	Vertical	328	2.31	-
PK	5.47G	63.43	68.20	-4.77	8.56	3	Vertical	328	2.31	-
PK	5.6G	112.64	Inf	-Inf	8.64	3	Vertical	328	2.31	-
AV	5.635G	102.34	Inf	-Inf	8.69	3	Vertical	328	2.31	-
PK	5.726G	68.02	68.20	-0.18	8.80	3	Vertical	328	2.31	-

802.11ax HEW80_Nss4,(MCS0)_4TX

5610MHz_TX

06/03/2019

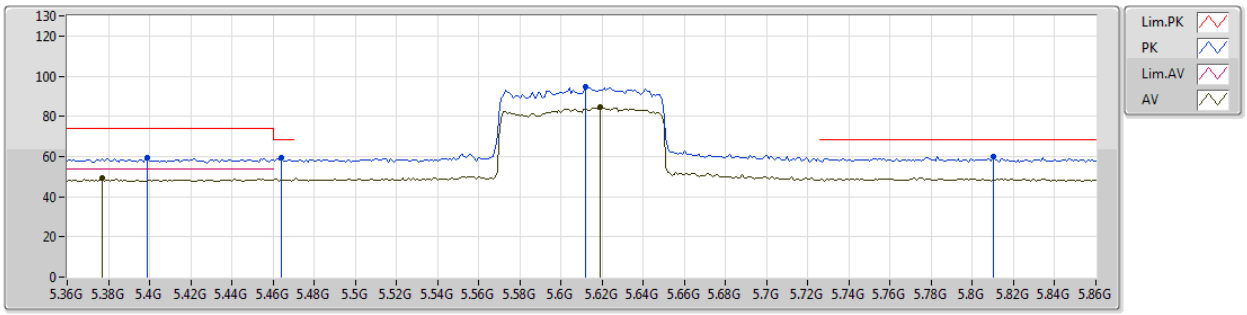

EUT Y_4TX
Setting 58
02-M-1-10
FSP
ANT6

Type	Freq	Level	Limit	Margin	Factor	Dist	Condition	Azimuth	Height	Comments
	(Hz)	(dBuV/m)	(dBuV/m)	(dB)	(dB)	(m)		(°)	(m)	
PK	5.399G	59.29	74.00	-14.71	8.44	3	Horizontal	283	1.52	-
AV	5.377G	49.06	54.00	-4.94	8.41	3	Horizontal	283	1.52	-
PK	5.464G	59.42	68.20	-8.78	8.55	3	Horizontal	283	1.52	-
PK	5.612G	94.93	Inf	-Inf	8.66	3	Horizontal	283	1.52	-
AV	5.619G	84.58	Inf	-Inf	8.66	3	Horizontal	283	1.52	-
PK	5.81G	59.86	68.20	-8.34	8.88	3	Horizontal	283	1.52	-

802.11ax HEW80_Nss4,(MCS0)_4TX

5690MHz Straddle 5.47-5.725GHz_TX

06/03/2019

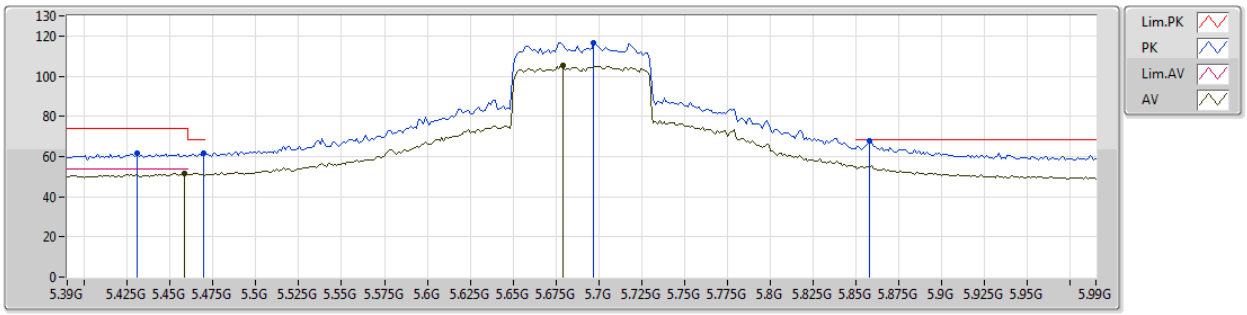

EUT Y_4TX
Setting 65
02-M-1-10
FSP
ANT6

Type	Freq	Level	Limit	Margin	Factor	Dist	Condition	Azimuth	Height	Comments
	(Hz)	(dBuV/m)	(dBuV/m)	(dB)	(dB)	(m)		(°)	(m)	
PK	5.4308G	61.46	74.00	-12.54	8.50	3	Vertical	331	2.25	-
AV	5.4584G	51.44	54.00	-2.56	8.55	3	Vertical	331	2.25	-
PK	5.4692G	61.66	68.20	-6.54	8.56	3	Vertical	331	2.25	-
PK	5.6972G	116.51	Inf	-Inf	8.77	3	Vertical	331	2.25	-
AV	5.6792G	105.23	Inf	-Inf	8.75	3	Vertical	331	2.25	-
PK	5.858G	67.98	68.20	-0.22	8.86	3	Vertical	331	2.25	-

802.11ax HEW80_Nss4,(MCS0)_4TX

5690MHz Straddle 5.47-5.725GHz_TX

06/03/2019

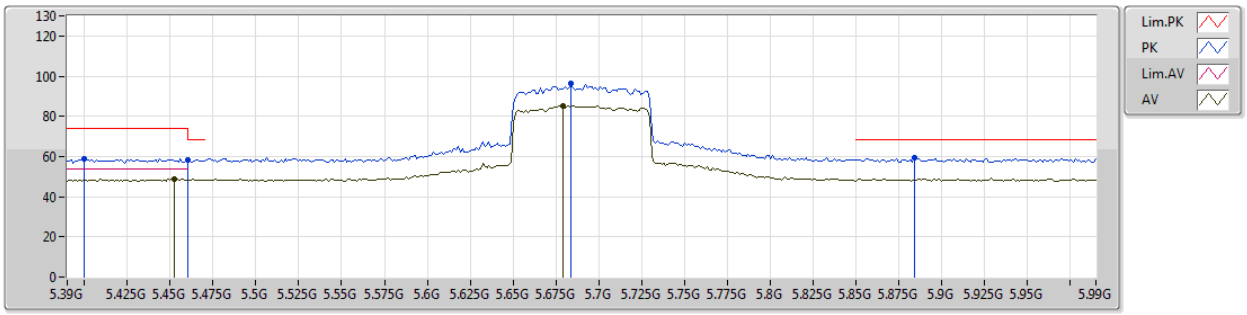

EUT Y_4TX
Setting 65
02-M-1-10
FSP
ANT6

Type	Freq	Level	Limit	Margin	Factor	Dist	Condition	Azimuth	Height	Comments
	(Hz)	(dBuV/m)	(dBuV/m)	(dB)	(dB)	(m)		(°)	(m)	
PK	5.3996G	59.02	74.00	-14.98	8.44	3	Horizontal	320	1.85	-
AV	5.4524G	48.86	54.00	-5.14	8.54	3	Horizontal	320	1.85	-
PK	5.46G	58.10	68.20	-10.10	8.55	3	Horizontal	320	1.85	-
PK	5.684G	96.20	Inf	-Inf	8.75	3	Horizontal	320	1.85	-
AV	5.6792G	85.44	Inf	-Inf	8.75	3	Horizontal	320	1.85	-
PK	5.8844G	59.26	68.20	-8.94	8.86	3	Horizontal	320	1.85	-

802.11ax HEW160_Nss4,(MCS0)_4TX

5250MHz Straddle 5.25-5.35GHz_TX

06/03/2019

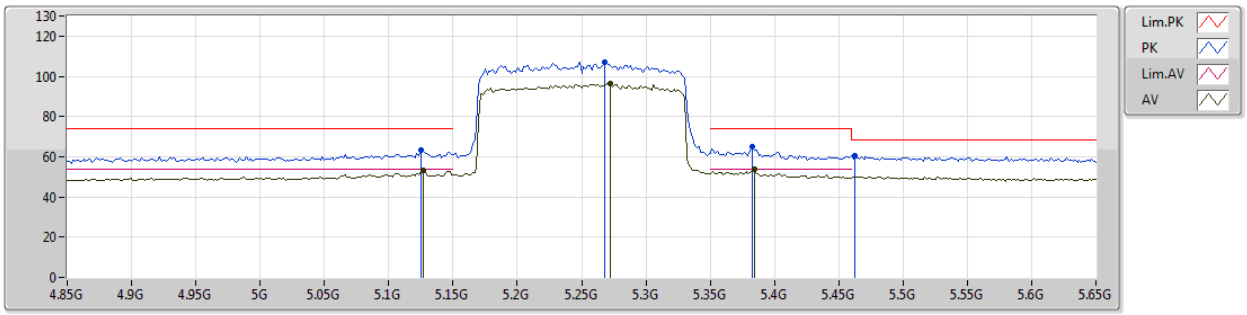

EUT Y_4TX
Setting 41
02-M-1-10
FSP
ANT6

Type	Freq	Level	Limit	Margin	Factor	Dist	Condition	Azimuth	Height	Comments
	(Hz)	(dBuV/m)	(dBuV/m)	(dB)	(dB)	(m)		(°)	(m)	
PK	5.1252G	63.04	74.00	-10.96	8.00	3	Vertical	16	2.19	-
AV	5.1268G	53.18	54.00	-0.82	8.00	3	Vertical	16	2.19	-
PK	5.2676G	106.98	Inf	-Inf	8.26	3	Vertical	16	2.19	-
AV	5.2724G	96.17	Inf	-Inf	8.27	3	Vertical	16	2.19	-
PK	5.3828G	64.81	74.00	-9.19	8.42	3	Vertical	16	2.19	-
AV	5.3844G	53.80	54.00	-0.20	8.42	3	Vertical	16	2.19	-
PK	5.4628G	60.36	68.20	-7.84	8.55	3	Vertical	16	2.19	-

802.11ax HEW160_Nss4,(MCS0)_4TX

5250MHz Straddle 5.25-5.35GHz_TX

06/03/2019

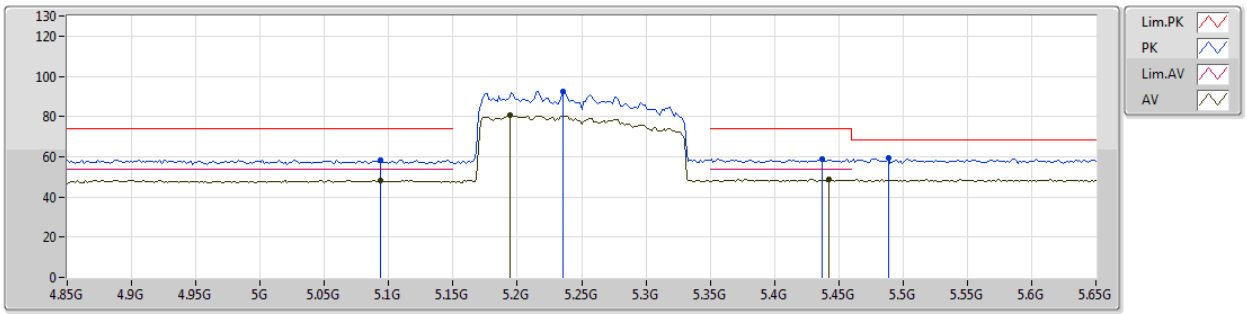

EUT Y_4TX
Setting 41
02-M-1-10
FSP
ANT6

Type	Freq	Level	Limit	Margin	Factor	Dist	Condition	Azimuth	Height	Comments
	(Hz)	(dBuV/m)	(dBuV/m)	(dB)	(dB)	(m)		(°)	(m)	
PK	5.0932G	58.54	74.00	-15.46	7.92	3	Horizontal	308	1.01	-
AV	5.0932G	48.39	54.00	-5.61	7.92	3	Horizontal	308	1.01	-
PK	5.2356G	92.21	Inf	-Inf	8.21	3	Horizontal	308	1.01	-
AV	5.194G	80.59	Inf	-Inf	8.14	3	Horizontal	308	1.01	-
PK	5.4372G	58.86	74.00	-15.14	8.51	3	Horizontal	308	1.01	-
AV	5.442G	48.91	54.00	-5.09	8.51	3	Horizontal	308	1.01	-
PK	5.4884G	59.40	68.20	-8.80	8.60	3	Horizontal	308	1.01	-

802.11ax HEW160_Nss4,(MCS0)_4TX

5570MHz_TX

06/03/2019

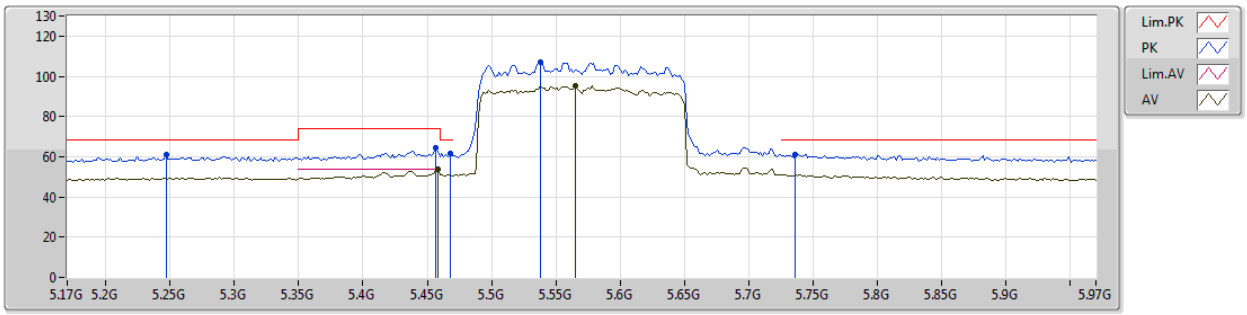

EUT Y_4TX
Setting 36
02-M-1-10
FSP
ANT6

Type	Freq	Level	Limit	Margin	Factor	Dist	Condition	Azimuth	Height	Comments
	(Hz)	(dBuV/m)	(dBuV/m)	(dB)	(dB)	(m)		(°)	(m)	
PK	5.2468G	61.14	68.20	-7.06	8.23	3	Vertical	3	2.33	-
PK	5.4564G	64.31	74.00	-9.69	8.54	3	Vertical	3	2.33	-
AV	5.458G	53.91	54.00	-0.09	8.55	3	Vertical	3	2.33	-
PK	5.4676G	61.55	68.20	-6.65	8.56	3	Vertical	3	2.33	-
PK	5.538G	106.77	Inf	-Inf	8.63	3	Vertical	3	2.33	-
AV	5.5652G	95.28	Inf	-Inf	8.63	3	Vertical	3	2.33	-
PK	5.7364G	61.05	68.20	-7.15	8.82	3	Vertical	3	2.33	-

802.11ax HEW160_Nss4,(MCS0)_4TX

5570MHz_TX

06/03/2019

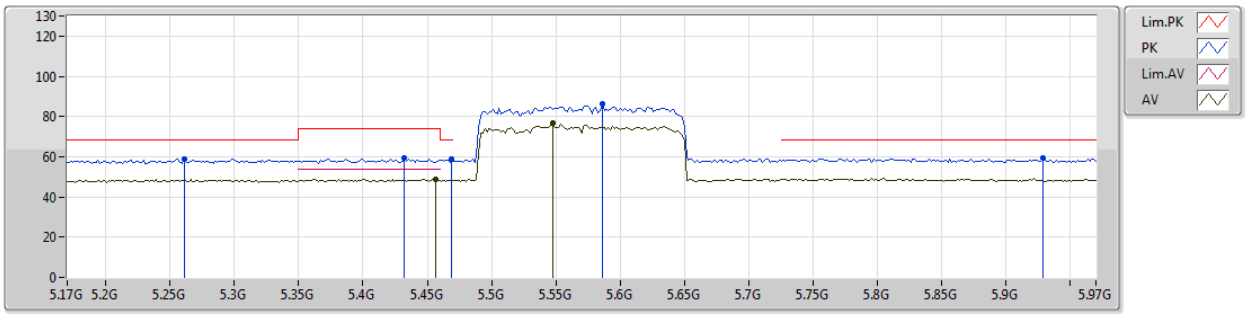

EUT Y_4TX
Setting 36
02-M-1-10
FSP
ANT6

Type	Freq	Level	Limit	Margin	Factor	Dist	Condition	Azimuth	Height	Comments
	(Hz)	(dBuV/m)	(dBuV/m)	(dB)	(dB)	(m)		(°)	(m)	
PK	5.2612G	58.93	68.20	-9.27	8.25	3	Horizontal	335	1.34	-
PK	5.4324G	59.33	74.00	-14.67	8.50	3	Horizontal	335	1.34	-
AV	5.4564G	48.63	54.00	-5.37	8.54	3	Horizontal	335	1.34	-
PK	5.4692G	58.89	68.20	-9.31	8.56	3	Horizontal	335	1.34	-
PK	5.586G	86.12	Inf	-Inf	8.64	3	Horizontal	335	1.34	-
AV	5.5476G	76.57	Inf	-Inf	8.63	3	Horizontal	335	1.34	-
PK	5.9284G	59.31	68.20	-8.89	8.86	3	Horizontal	335	1.34	-

Mode 2: (Ant. 6 Omni antenna / 6 dBi)
For Non-beamforming / 4T1S mode
Summary

Mode	Result	Type	Freq (Hz)	Level (dBuV/m)	Limit (dBuV/m)	Margin (dB)	Factor (dB)	Dist (m)	Condition	Azimuth (°)	Height (m)
5.47-5.725GHz	-	-	-	-	-	-	-	-	-	-	-
802.11a_Nss1,(6Mbps)_4TX	Pass	PK	17.09952G	68.17	68.20	-0.03	19.91	3	Vertical	34	2.45

802.11a_Nss1,(6Mbps)_4TX

5260MHz_TX

19/02/2019

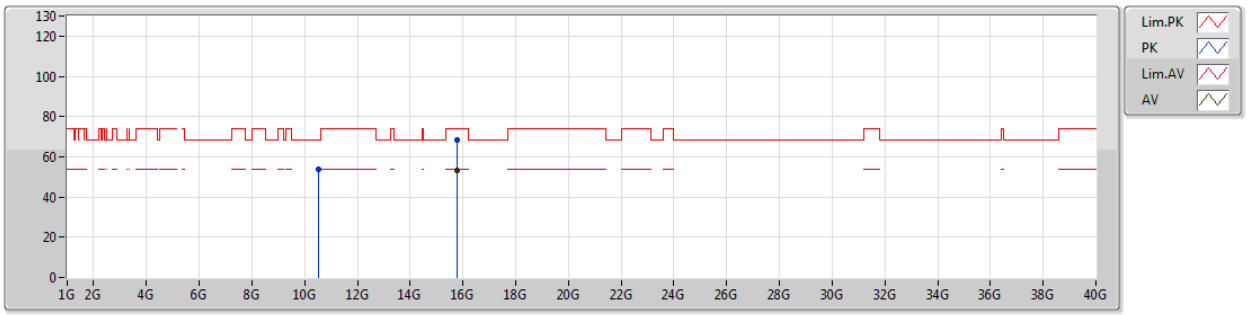

EUT Y_4TX
Setting 72
02-M-1
FSP
ANT7

Type	Freq	Level	Limit	Margin	Factor	Dist	Condition	Azimuth	Height	Comments
	(Hz)	(dBuV/m)	(dBuV/m)	(dB)	(dB)	(m)		(°)	(m)	
PK	10.51888G	53.85	68.20	-14.35	14.52	3	Vertical	189	2.07	-
PK	15.7743G	68.57	74.00	-5.43	15.53	3	Vertical	328	1.14	-
AV	15.7745G	53.25	54.00	-0.75	15.53	3	Vertical	328	1.14	-

802.11a_Nss1,(6Mbps)_4TX

5260MHz_TX

19/02/2019

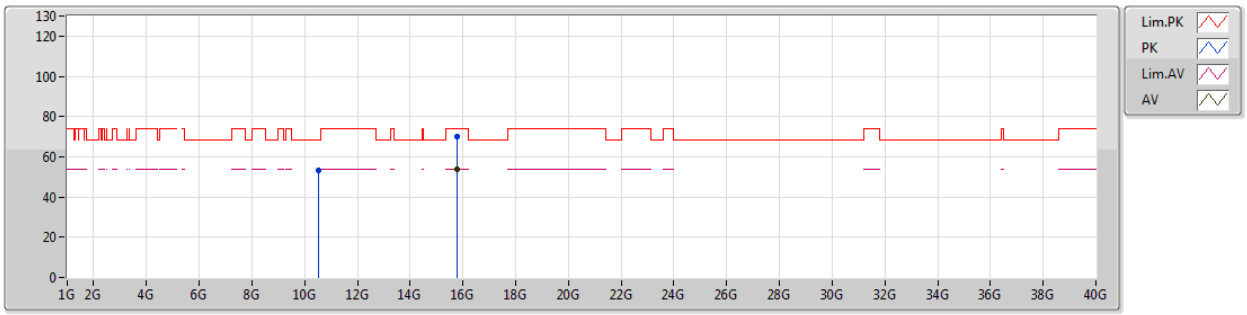

EUT Y_4TX
Setting 72
02-M-1
FSP
ANT7

Type	Freq	Level	Limit	Margin	Factor	Dist	Condition	Azimuth	Height	Comments
	(Hz)	(dBuV/m)	(dBuV/m)	(dB)	(dB)	(m)		(°)	(m)	
PK	10.51935G	53.27	68.20	-14.93	14.52	3	Horizontal	177	2.41	-
PK	15.7745G	69.94	74.00	-4.06	15.53	3	Horizontal	65	1.91	-
AV	15.777G	53.93	54.00	-0.07	15.52	3	Horizontal	65	1.91	-

802.11a_Nss1,(6Mbps)_4TX

5300MHz_TX

19/02/2019

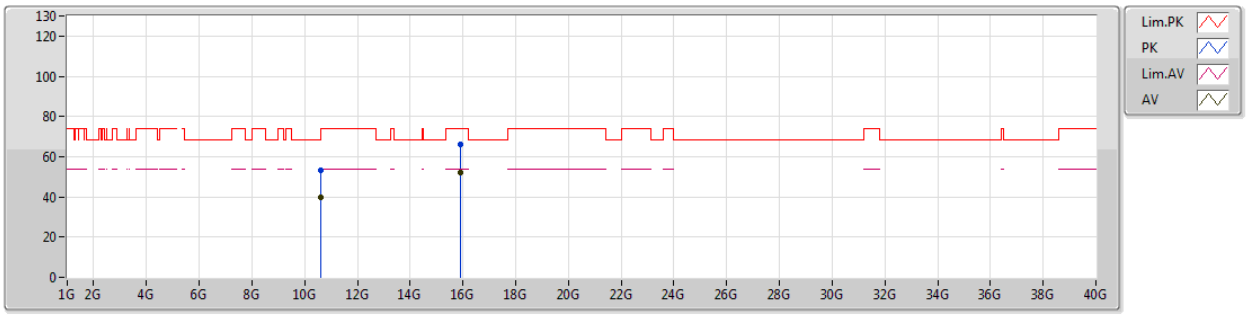

EUT Y_4TX
Setting 74
02-M-1
FSP
ANT7

Type	Freq	Level	Limit	Margin	Factor	Dist	Condition	Azimuth	Height	Comments
	(Hz)	(dBuV/m)	(dBuV/m)	(dB)	(dB)	(m)		(°)	(m)	
PK	10.60841G	53.35	74.00	-20.65	14.46	3	Vertical	87	1.42	-
AV	10.60161G	39.93	54.00	-14.07	14.47	3	Vertical	87	1.42	-
PK	15.8977G	66.25	74.00	-7.75	15.23	3	Vertical	149	2.11	-
AV	15.8975G	52.12	54.00	-1.88	15.23	3	Vertical	149	2.11	-

802.11a_Nss1,(6Mbps)_4TX

5300MHz_TX

19/02/2019

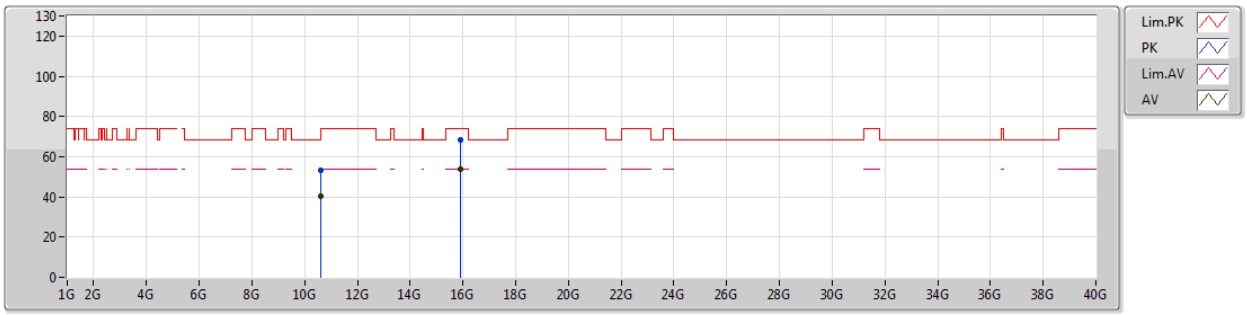

EUT Y_4TX
Setting 74
02-M-1
FSP
ANT7

Type	Freq	Level	Limit	Margin	Factor	Dist	Condition	Azimuth	Height	Comments
	(Hz)	(dBuV/m)	(dBuV/m)	(dB)	(dB)	(m)		(°)	(m)	
PK	10.60776G	52.97	74.00	-21.03	14.47	3	Horizontal	35	2.50	-
AV	10.60056G	40.07	54.00	-13.93	14.47	3	Horizontal	35	2.50	-
PK	15.9108G	68.27	74.00	-5.73	15.19	3	Horizontal	213	1.79	-
AV	15.8994G	53.95	54.00	-0.05	15.22	3	Horizontal	213	1.79	-

802.11a_Nss1,(6Mbps)_4TX

5320MHz_TX

19/02/2019

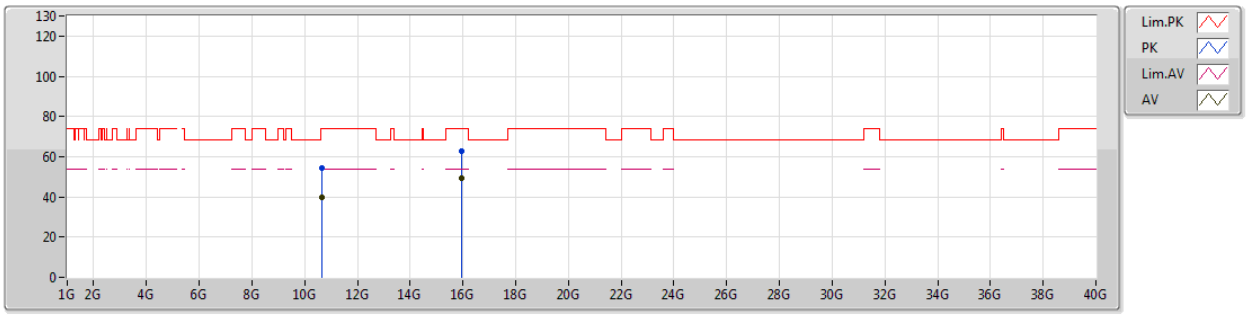

EUT Y_4TX
Setting 76
02-M-1
FSP
ANT7

Type	Freq	Level	Limit	Margin	Factor	Dist	Condition	Azimuth	Height	Comments
	(Hz)	(dBuV/m)	(dBuV/m)	(dB)	(dB)	(m)		(°)	(m)	
PK	10.63937G	54.09	74.00	-19.91	14.46	3	Vertical	242	2.39	-
AV	10.63835G	39.88	54.00	-14.12	14.46	3	Vertical	242	2.39	-
PK	15.9592G	62.84	74.00	-11.16	15.06	3	Vertical	144	1.66	-
AV	15.9584G	49.24	54.00	-4.76	15.07	3	Vertical	144	1.66	-

802.11a_Nss1,(6Mbps)_4TX

5320MHz_TX

19/02/2019

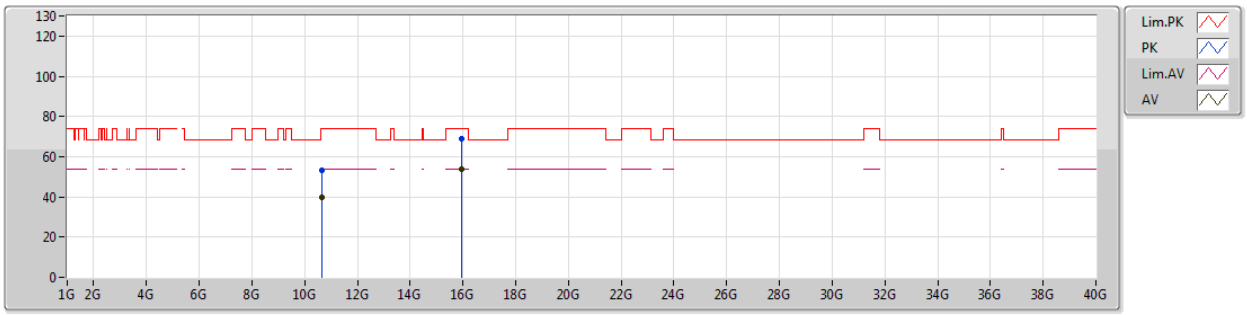

EUT Y_4TX
Setting 76
02-M-1
FSP
ANT7

Type	Freq	Level	Limit	Margin	Factor	Dist	Condition	Azimuth	Height	Comments
	(Hz)	(dBuV/m)	(dBuV/m)	(dB)	(dB)	(m)		(°)	(m)	
PK	10.6405G	53.39	74.00	-20.61	14.46	3	Horizontal	339	1.48	-
AV	10.63937G	39.76	54.00	-14.24	14.46	3	Horizontal	339	1.48	-
PK	15.9533G	68.82	74.00	-5.18	15.07	3	Horizontal	238	1.82	-
AV	15.9528G	53.79	54.00	-0.21	15.07	3	Horizontal	238	1.82	-

802.11a_Nss1,(6Mbps)_4TX

5500MHz_TX

19/02/2019

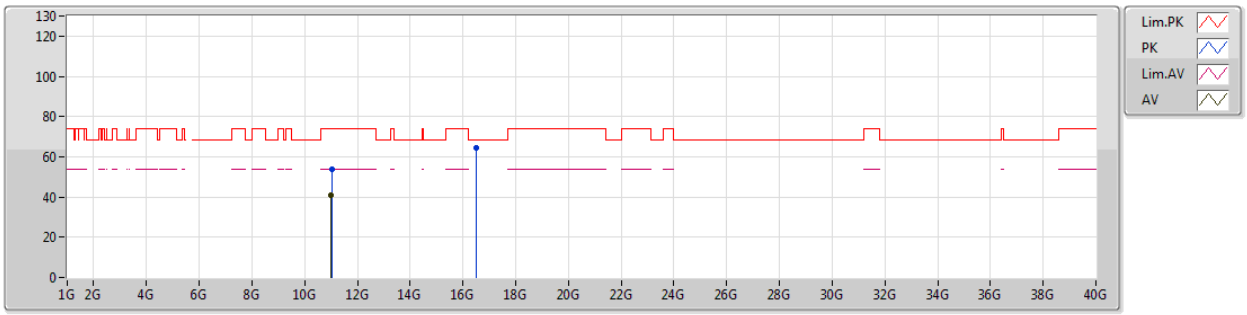

EUT X_4TX
Setting 77
02-C-5
FSP
ANT7

Type	Freq	Level	Limit	Margin	Factor	Dist	Condition	Azimuth	Height	Comments
	(Hz)	(dBuV/m)	(dBuV/m)	(dB)	(dB)	(m)		(°)	(m)	
PK	11.0176G	53.57	74.00	-20.43	14.29	3	Vertical	135	2.05	-
AV	11.01032G	40.96	54.00	-13.04	14.28	3	Vertical	135	2.05	-
PK	16.4936G	64.34	68.20	-3.86	17.11	3	Vertical	1	1.42	-

802.11a_Nss1,(6Mbps)_4TX

5500MHz_TX

19/02/2019

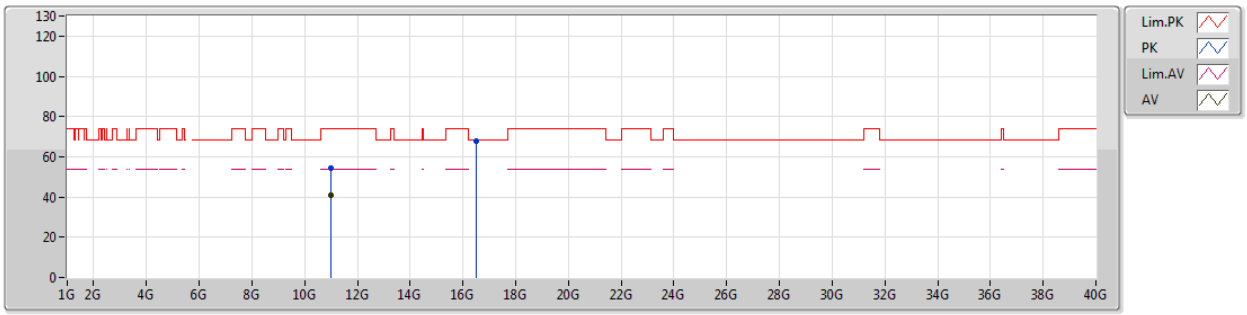

EUT X_4TX
Setting 77
02-C-5
FSP
ANT7

Type	Freq	Level	Limit	Margin	Factor	Dist	Condition	Azimuth	Height	Comments
	(Hz)	(dBuV/m)	(dBuV/m)	(dB)	(dB)	(m)		(°)	(m)	
PK	11.01456G	54.39	74.00	-19.61	14.28	3	Horizontal	112	1.11	-
AV	11.00968G	41.14	54.00	-12.86	14.28	3	Horizontal	112	1.11	-
PK	16.50392G	68.06	68.20	-0.14	17.15	3	Horizontal	38	1.45	-

802.11a_Nss1,(6Mbps)_4TX

5580MHz_TX

19/02/2019

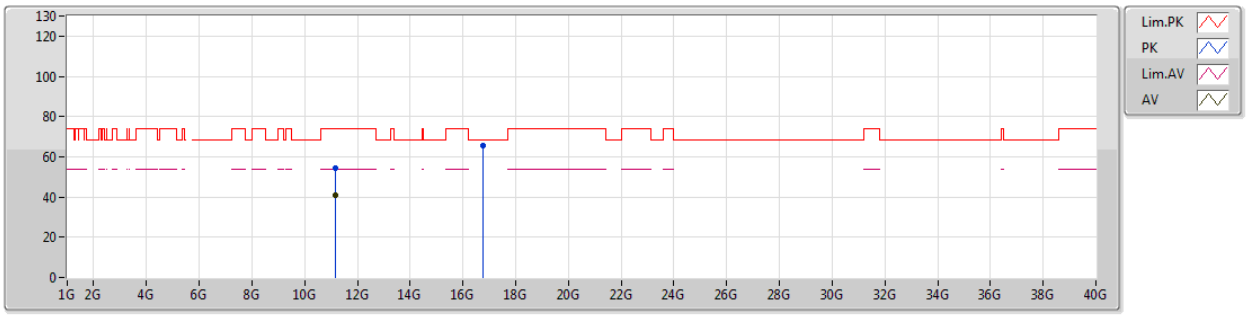

EUT X_4TX
Setting 86
02-C-5
FSP
ANT7

Type	Freq	Level	Limit	Margin	Factor	Dist	Condition	Azimuth	Height	Comments
	(Hz)	(dBuV/m)	(dBuV/m)	(dB)	(dB)	(m)		(°)	(m)	
PK	11.15656G	54.38	74.00	-19.62	14.47	3	Vertical	80	1.66	-
AV	11.15088G	40.92	54.00	-13.08	14.47	3	Vertical	80	1.66	-
PK	16.74384G	65.84	68.20	-2.36	18.19	3	Vertical	6	1.23	-

802.11a_Nss1,(6Mbps)_4TX

5580MHz_TX

19/02/2019

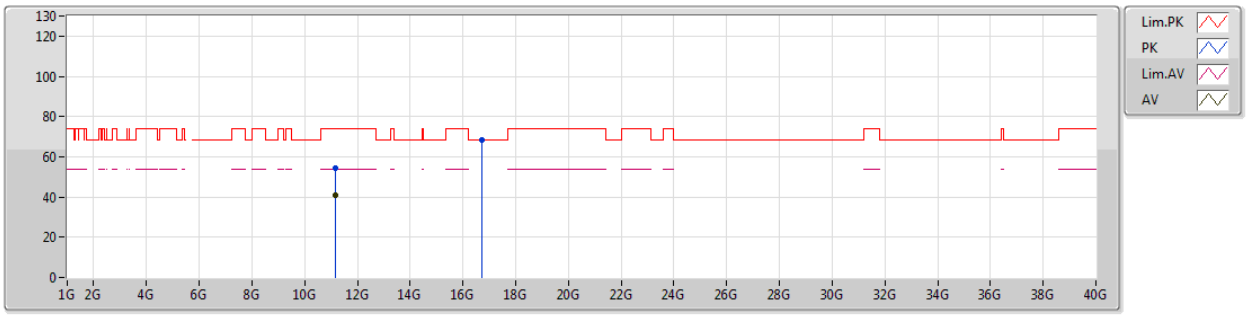

EUT X_4TX
Setting 86
02-C-5
FSP
ANT7

Type	Freq	Level	Limit	Margin	Factor	Dist	Condition	Azimuth	Height	Comments
	(Hz)	(dBuV/m)	(dBuV/m)	(dB)	(dB)	(m)		(°)	(m)	
PK	11.15472G	54.44	74.00	-19.56	14.47	3	Horizontal	303	1.68	-
AV	11.1668G	40.87	54.00	-13.13	14.49	3	Horizontal	303	1.68	-
PK	16.72656G	68.09	68.20	-0.11	18.12	3	Horizontal	32	1.48	-

802.11a_Nss1,(6Mbps)_4TX

5700MHz_TX

19/02/2019

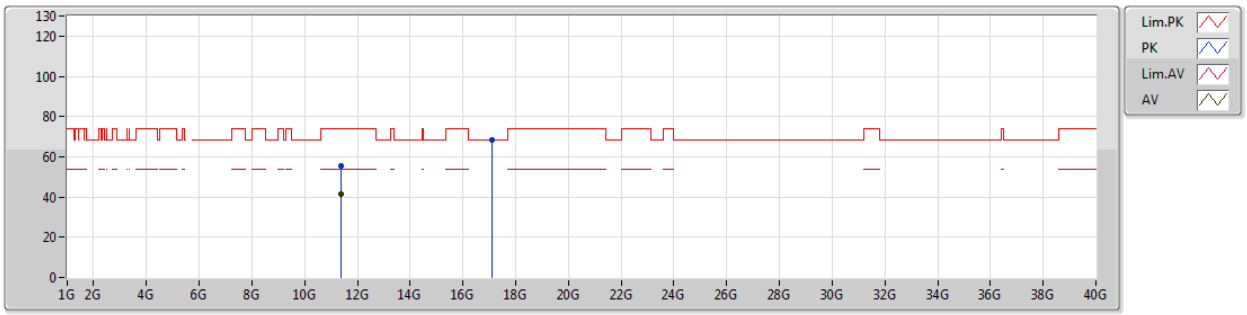

EUT X_4TX
Setting 85
02-C-5
FSP
ANT7

Type	Freq	Level	Limit	Margin	Factor	Dist	Condition	Azimuth	Height	Comments
	(Hz)	(dBuV/m)	(dBuV/m)	(dB)	(dB)	(m)		(°)	(m)	
PK	11.3996G	55.49	74.00	-18.51	14.81	3	Vertical	151	2.06	-
AV	11.39936G	41.66	54.00	-12.34	14.81	3	Vertical	151	2.06	-
PK	17.09952G	68.17	68.20	-0.03	19.91	3	Vertical	34	2.45	-

802.11a_Nss1,(6Mbps)_4TX

5700MHz_TX

19/02/2019

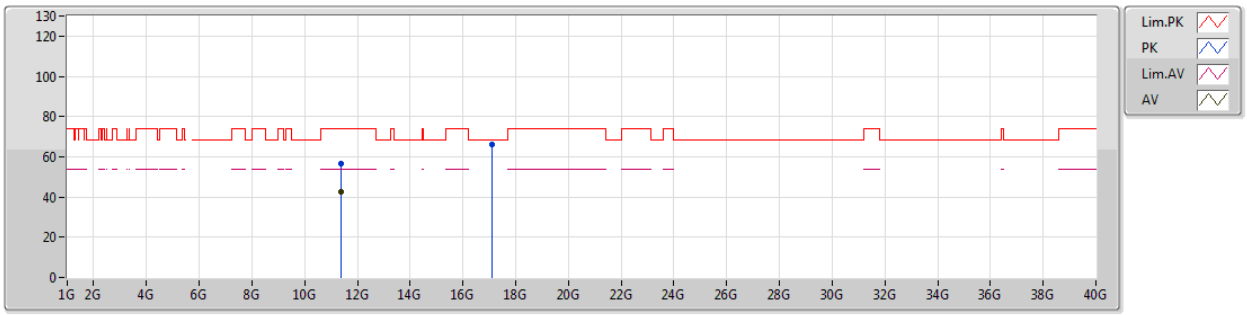

EUT X_4TX
Setting 85
02-C-5
FSP
ANT7

Type	Freq	Level	Limit	Margin	Factor	Dist	Condition	Azimuth	Height	Comments
	(Hz)	(dBuV/m)	(dBuV/m)	(dB)	(dB)	(m)		(°)	(m)	
PK	11.39008G	56.63	74.00	-17.37	14.80	3	Horizontal	323	1.40	-
AV	11.3896G	42.35	54.00	-11.65	14.80	3	Horizontal	323	1.40	-
PK	17.10136G	66.11	68.20	-2.09	19.92	3	Horizontal	128	1.51	-

802.11a_Nss1,(6Mbps)_4TX

19/02/2019

5720MHz Straddle 5.47-5.725GHz_TX

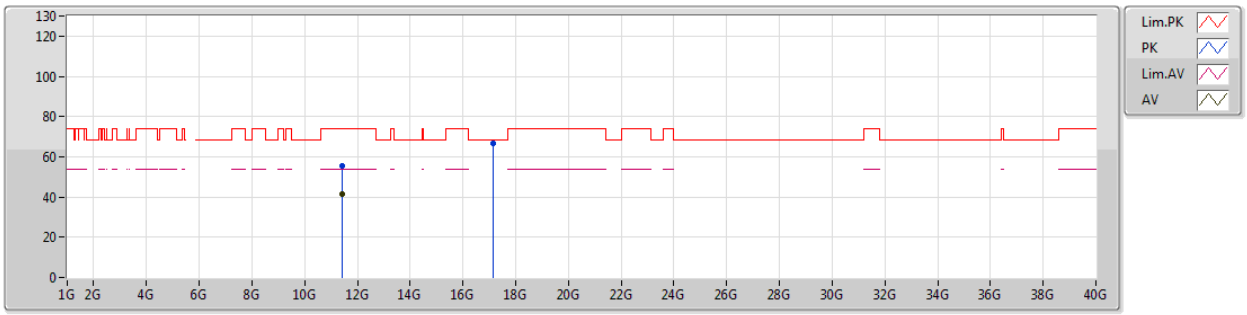

EUT X_4TX
Setting 76
02-C-5
FSP
ANT7

Type	Freq	Level	Limit	Margin	Factor	Dist	Condition	Azimuth	Height	Comments
	(Hz)	(dBuV/m)	(dBuV/m)	(dB)	(dB)	(m)		(°)	(m)	
PK	11.43408G	55.69	74.00	-18.31	14.86	3	Vertical	230	1.54	-
AV	11.43736G	41.30	54.00	-12.70	14.86	3	Vertical	230	1.54	-
PK	17.15376G	66.53	68.20	-1.67	20.24	3	Vertical	59	2.43	-

802.11a_Nss1,(6Mbps)_4TX

5720MHz Straddle 5.47-5.725GHz_TX

19/02/2019

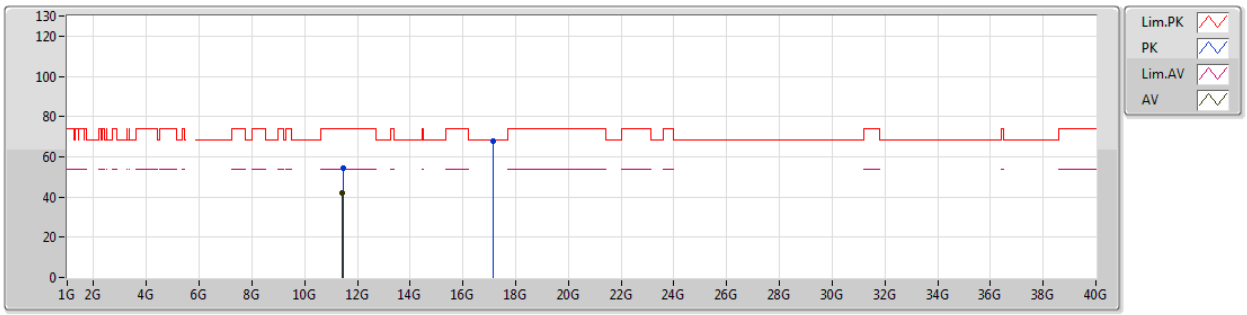

EUT X_4TX
Setting 76
02-C-5
FSP
ANT7

Type	Freq	Level	Limit	Margin	Factor	Dist	Condition	Azimuth	Height	Comments
	(Hz)	(dBuV/m)	(dBuV/m)	(dB)	(dB)	(m)		(°)	(m)	
PK	11.44568G	54.35	74.00	-19.65	14.88	3	Horizontal	243	1.86	-
AV	11.4388G	41.94	54.00	-12.06	14.86	3	Horizontal	243	1.86	-
PK	17.16128G	67.99	68.20	-0.21	20.28	3	Horizontal	356	2.28	-

802.11ax HEW20_Nss1,(MCS0)_4TX

5260MHz_TX

19/02/2019

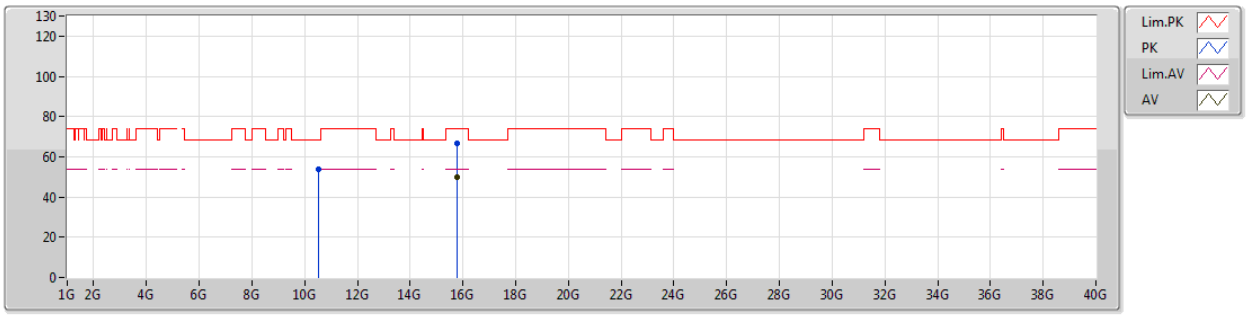

EUT Y_4TX
Setting 72
02-M-1
FSP
ANT7

Type	Freq	Level	Limit	Margin	Factor	Dist	Condition	Azimuth	Height	Comments
	(Hz)	(dBuV/m)	(dBuV/m)	(dB)	(dB)	(m)		(°)	(m)	
PK	10.51868G	53.78	68.20	-14.42	14.52	3	Vertical	273	2.11	-
PK	15.7816G	66.70	74.00	-7.30	15.51	3	Vertical	287	1.69	-
AV	15.7817G	49.78	54.00	-4.22	15.51	3	Vertical	287	1.69	-

802.11ax HEW20_Nss1,(MCS0)_4TX

5260MHz_TX

19/02/2019

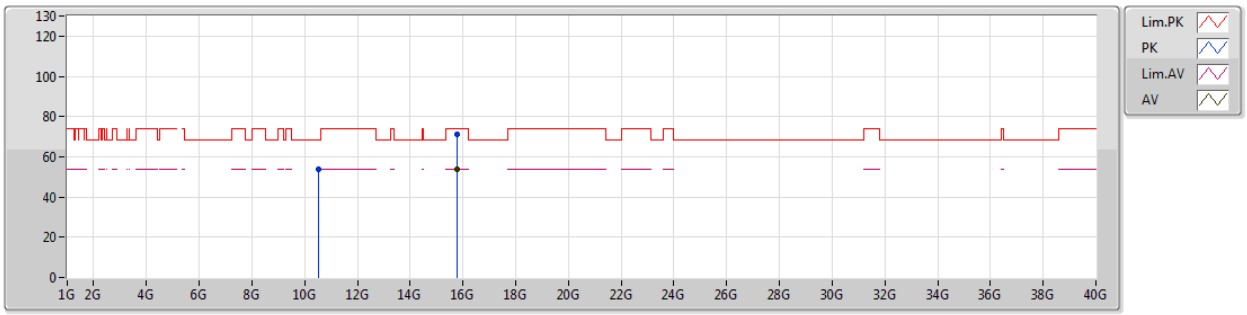

EUT Y_4TX
Setting 72
02-M-1
FSP
ANT7

Type	Freq	Level	Limit	Margin	Factor	Dist	Condition	Azimuth	Height	Comments
	(Hz)	(dBuV/m)	(dBuV/m)	(dB)	(dB)	(m)		(°)	(m)	
PK	10.51993G	53.80	68.20	-14.40	14.52	3	Horizontal	256	1.21	-
PK	15.7711G	71.03	74.00	-2.97	15.53	3	Horizontal	263	1.88	-
AV	15.7807G	53.85	54.00	-0.15	15.51	3	Horizontal	263	1.88	-

802.11ax HEW20_Nss1,(MCS0)_4TX

5300MHz_TX

19/02/2019

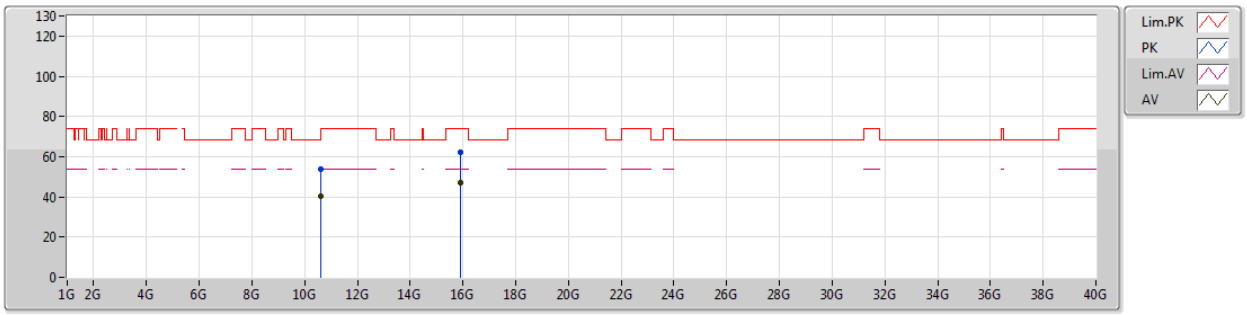

EUT Y_4TX
Setting 71
02-M-1
FSP
ANT7

Type	Freq	Level	Limit	Margin	Factor	Dist	Condition	Azimuth	Height	Comments
	(Hz)	(dBuV/m)	(dBuV/m)	(dB)	(dB)	(m)		(°)	(m)	
PK	10.60779G	53.90	74.00	-20.10	14.47	3	Vertical	332	1.34	-
AV	10.60023G	40.22	54.00	-13.78	14.47	3	Vertical	332	1.34	-
PK	15.9076G	62.18	74.00	-11.82	15.20	3	Vertical	184	1.87	-
AV	15.9025G	47.05	54.00	-6.95	15.21	3	Vertical	184	1.87	-

802.11ax HEW20_Nss1,(MCS0)_4TX

5300MHz_TX

19/02/2019

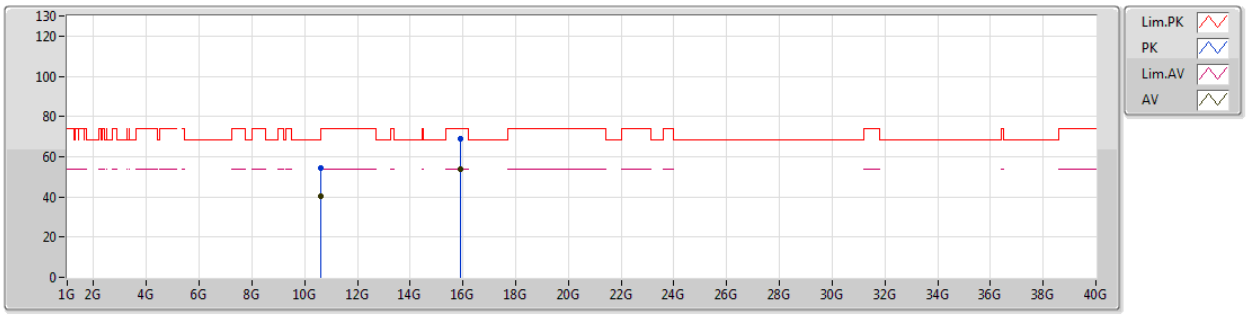

EUT Y_4TX
Setting 71
02-M-1
FSP
ANT7

Type	Freq	Level	Limit	Margin	Factor	Dist	Condition	Azimuth	Height	Comments
	(Hz)	(dBuV/m)	(dBuV/m)	(dB)	(dB)	(m)		(°)	(m)	
PK	10.60168G	54.36	74.00	-19.64	14.47	3	Horizontal	232	1.42	-
AV	10.60794G	40.18	54.00	-13.82	14.47	3	Horizontal	232	1.42	-
PK	15.891G	69.06	74.00	-4.94	15.24	3	Horizontal	205	1.81	-
AV	15.8994G	53.73	54.00	-0.27	15.22	3	Horizontal	205	1.81	-

802.11ax HEW20_Nss1,(MCS0)_4TX

5320MHz_TX

19/02/2019

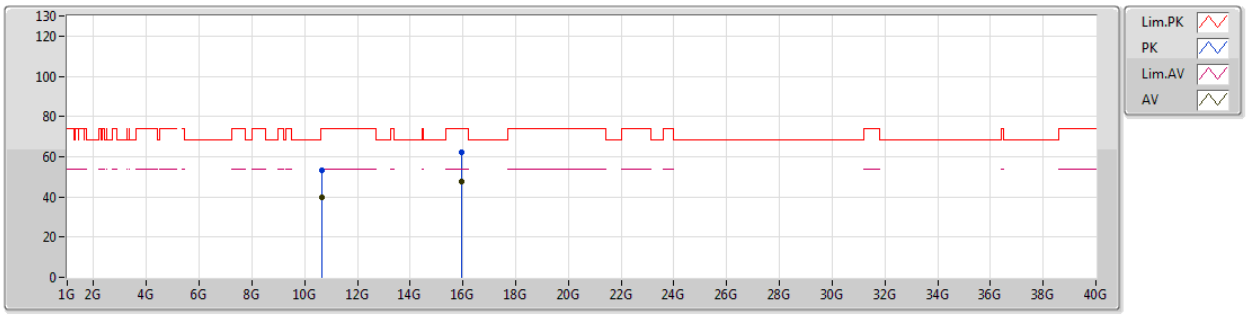

EUT Y_4TX
Setting 77
02-M-1
FSP
ANT7

Type	Freq	Level	Limit	Margin	Factor	Dist	Condition	Azimuth	Height	Comments
	(Hz)	(dBuV/m)	(dBuV/m)	(dB)	(dB)	(m)		(°)	(m)	
PK	10.6399G	53.08	74.00	-20.92	14.46	3	Vertical	223	2.28	-
AV	10.64131G	39.88	54.00	-14.12	14.46	3	Vertical	223	2.28	-
PK	15.9558G	62.40	74.00	-11.60	15.07	3	Vertical	89	1.80	-
AV	15.9607G	47.40	54.00	-6.60	15.06	3	Vertical	89	1.80	-

802.11ax HEW20_Nss1,(MCS0)_4TX

5320MHz_TX

19/02/2019

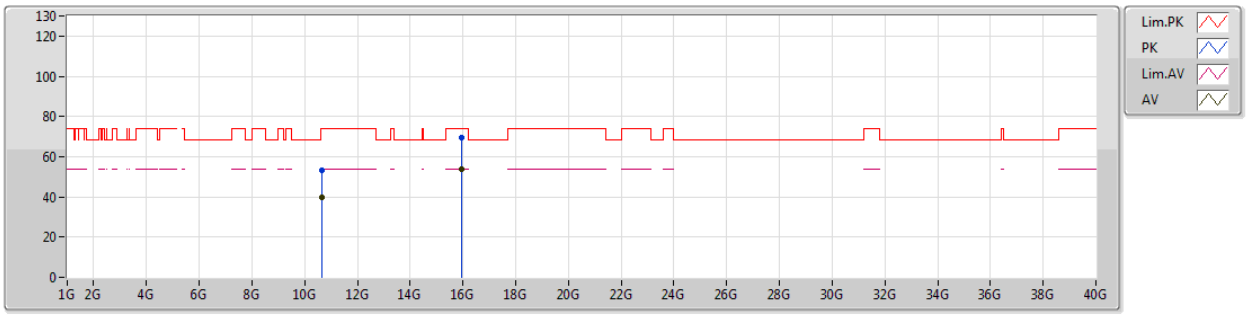

EUT Y_4TX
Setting 77
02-M-1
FSP
ANT7

Type	Freq	Level	Limit	Margin	Factor	Dist	Condition	Azimuth	Height	Comments
	(Hz)	(dBuV/m)	(dBuV/m)	(dB)	(dB)	(m)		(°)	(m)	
PK	10.641G	53.34	74.00	-20.66	14.46	3	Horizontal	294	1.50	-
AV	10.63853G	39.94	54.00	-14.06	14.46	3	Horizontal	294	1.50	-
PK	15.9513G	69.56	74.00	-4.44	15.08	3	Horizontal	224	1.86	-
AV	15.9563G	53.75	54.00	-0.25	15.07	3	Horizontal	224	1.86	-