802.11ax HEW20_Nss2,(MCS0)_2TX

5320MHz_TX

26/02/2019

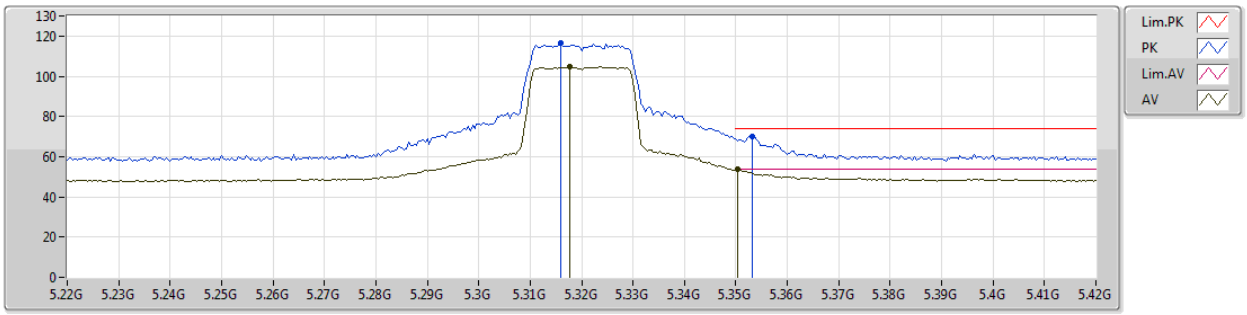

EUT X_2TX
Setting 58
02-M-1-10
FSP
ANT14

Type	Freq	Level	Limit	Margin	Factor	Dist	Condition	Azimuth	Height	Comments
	(Hz)	(dBuV/m)	(dBuV/m)	(dB)	(dB)	(m)		(°)	(m)	
PK	5.316G	116.43	Inf	-Inf	8.33	3	Vertical	340	2.29	-
AV	5.3176G	104.60	Inf	-Inf	8.33	3	Vertical	340	2.29	-
PK	5.3532G	70.02	74.00	-3.98	8.38	3	Vertical	340	2.29	-
AV	5.3504G	53.86	54.00	-0.14	8.38	3	Vertical	340	2.29	-

802.11ax HEW20_Nss2,(MCS0)_2TX

5320MHz_TX

26/02/2019

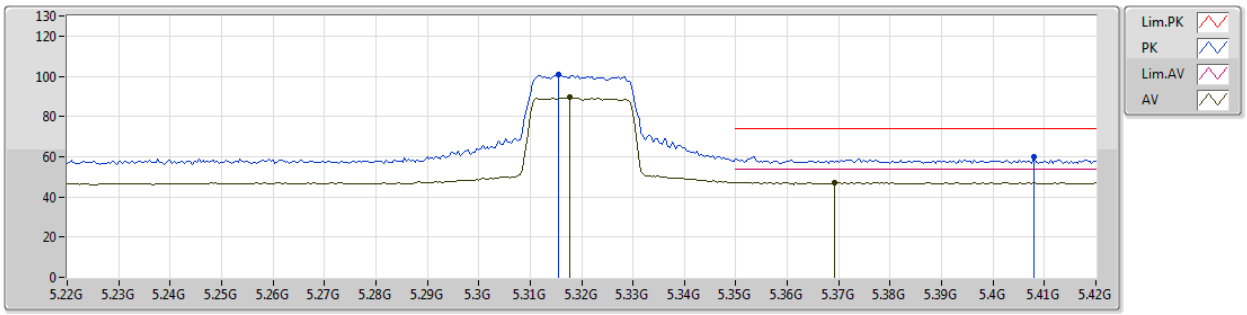

EUT X_2TX
Setting 58
02-M-1-10
FSP
ANT14

Type	Freq	Level	Limit	Margin	Factor	Dist	Condition	Azimuth	Height	Comments
	(Hz)	(dBuV/m)	(dBuV/m)	(dB)	(dB)	(m)		(°)	(m)	
PK	5.3156G	100.90	Inf	-Inf	8.33	3	Horizontal	15	2.07	-
AV	5.3176G	89.40	Inf	-Inf	8.33	3	Horizontal	15	2.07	-
PK	5.408G	60.09	74.00	-13.91	8.45	3	Horizontal	15	2.07	-
AV	5.3692G	47.34	54.00	-6.66	8.40	3	Horizontal	15	2.07	-

802.11ax HEW20_Nss2,(MCS0)_2TX

5500MHz_TX

26/02/2019

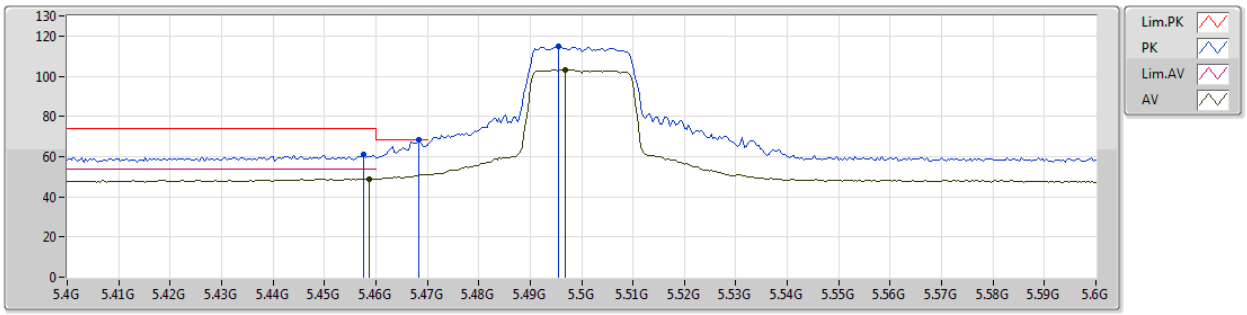

EUT X_2TX
Setting 49
02-M-1-10
FSP
ANT14

Type	Freq	Level	Limit	Margin	Factor	Dist	Condition	Azimuth	Height	Comments
	(Hz)	(dBuV/m)	(dBuV/m)	(dB)	(dB)	(m)		(°)	(m)	
PK	5.4576G	61.26	74.00	-12.74	8.54	3	Vertical	339	2.19	-
AV	5.4588G	48.97	54.00	-5.03	8.55	3	Vertical	339	2.19	-
PK	5.4684G	68.15	68.20	-0.05	8.56	3	Vertical	339	2.19	-
PK	5.4956G	115.08	Inf	-Inf	8.61	3	Vertical	339	2.19	-
AV	5.4968G	103.26	Inf	-Inf	8.62	3	Vertical	339	2.19	-

802.11ax HEW20_Nss2,(MCS0)_2TX

5500MHz_TX

26/02/2019

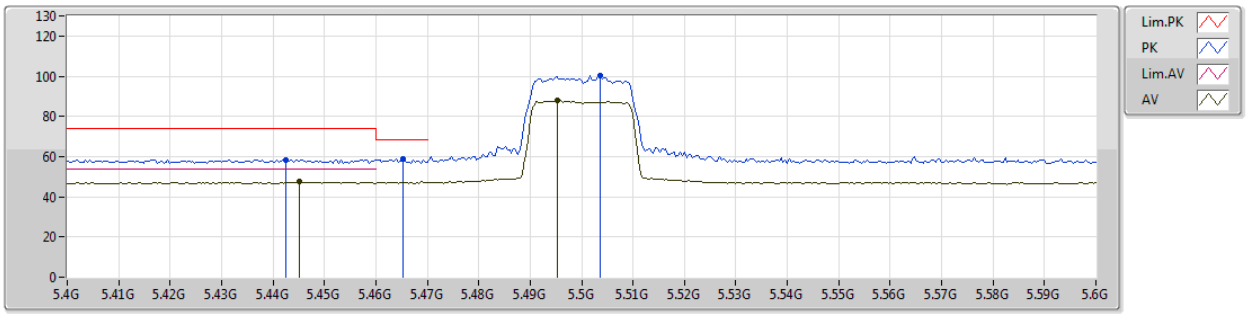

EUT X_2TX
Setting 49
02-M-1-10
FSP
ANT14

Type	Freq	Level	Limit	Margin	Factor	Dist	Condition	Azimuth	Height	Comments
	(Hz)	(dBuV/m)	(dBuV/m)	(dB)	(dB)	(m)		(°)	(m)	
PK	5.4424G	58.49	74.00	-15.51	8.52	3	Horizontal	25	2.19	-
AV	5.4452G	47.39	54.00	-6.61	8.52	3	Horizontal	25	2.19	-
PK	5.4652G	58.99	68.20	-9.21	8.55	3	Horizontal	25	2.19	-
PK	5.5036G	100.09	Inf	-Inf	8.62	3	Horizontal	25	2.19	-
AV	5.4952G	87.89	Inf	-Inf	8.61	3	Horizontal	25	2.19	-

802.11ax HEW20_Nss2,(MCS0)_2TX

5580MHz_TX

26/02/2019

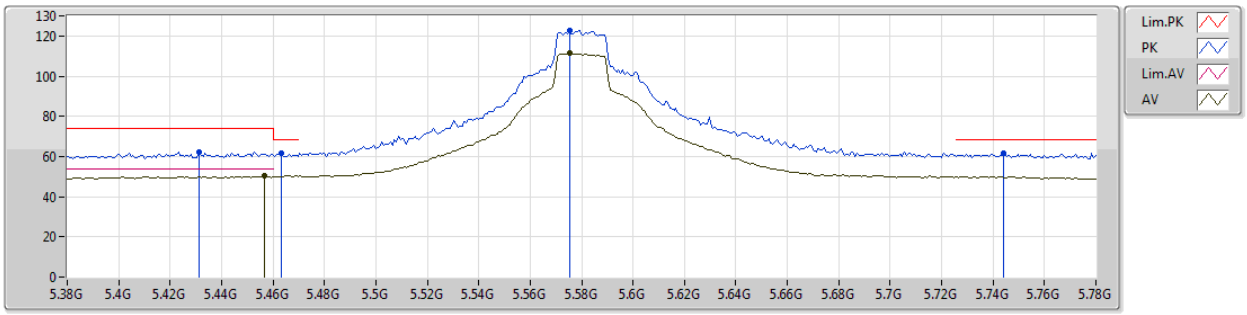

EUT X_2TX
Setting 88
02-M-1-10
FSP
ANT14

Type	Freq	Level	Limit	Margin	Factor	Dist	Condition	Azimuth	Height	Comments
	(Hz)	(dBuV/m)	(dBuV/m)	(dB)	(dB)	(m)		(°)	(m)	
PK	5.4312G	62.26	74.00	-11.74	8.50	3	Vertical	5	2.24	-
AV	5.4568G	50.19	54.00	-3.81	8.54	3	Vertical	5	2.24	-
PK	5.4632G	61.85	68.20	-6.35	8.55	3	Vertical	5	2.24	-
PK	5.5752G	122.64	Inf	-Inf	8.64	3	Vertical	5	2.24	-
AV	5.5752G	111.40	Inf	-Inf	8.64	3	Vertical	5	2.24	-
PK	5.744G	61.80	68.20	-6.40	8.82	3	Vertical	5	2.24	-

802.11ax HEW20_Nss2,(MCS0)_2TX

5580MHz_TX

26/02/2019

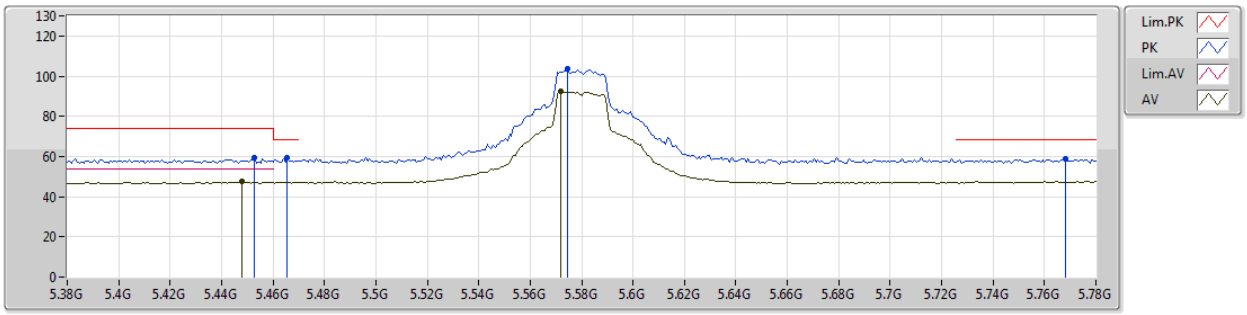

EUT X_2TX
Setting 88
02-M-1-10
FSP
ANT14

Type	Freq	Level	Limit	Margin	Factor	Dist	Condition	Azimuth	Height	Comments
	(Hz)	(dBuV/m)	(dBuV/m)	(dB)	(dB)	(m)		(°)	(m)	
PK	5.4528G	59.17	74.00	-14.83	8.54	3	Horizontal	80	1.55	-
AV	5.448G	47.37	54.00	-6.63	8.52	3	Horizontal	80	1.55	-
PK	5.4656G	59.35	68.20	-8.85	8.56	3	Horizontal	80	1.55	-
PK	5.5744G	103.47	Inf	-Inf	8.63	3	Horizontal	80	1.55	-
AV	5.572G	92.45	Inf	-Inf	8.63	3	Horizontal	80	1.55	-
PK	5.768G	58.81	68.20	-9.39	8.84	3	Horizontal	80	1.55	-

802.11ax HEW20_Nss2,(MCS0)_2TX

5700MHz_TX

26/02/2019

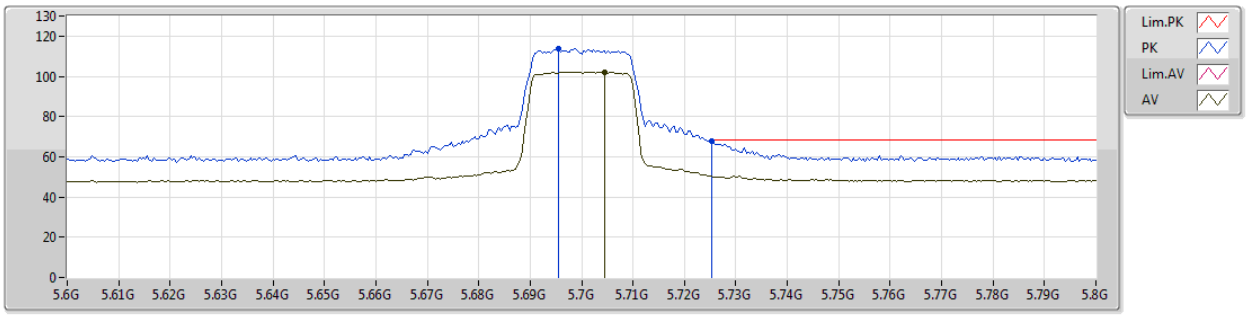

EUT X_2TX
Setting 45
02-M-1-10
FSP
ANT14

Type	Freq	Level	Limit	Margin	Factor	Dist	Condition	Azimuth	Height	Comments
	(Hz)	(dBuV/m)	(dBuV/m)	(dB)	(dB)	(m)		(°)	(m)	
PK	5.6956G	113.60	Inf	-Inf	8.76	3	Vertical	349	1.01	-
AV	5.7044G	102.15	Inf	-Inf	8.78	3	Vertical	349	1.01	-
PK	5.7252G	67.99	68.20	-0.21	8.80	3	Vertical	349	1.01	-

802.11ax HEW20_Nss2,(MCS0)_2TX

5700MHz_TX

26/02/2019

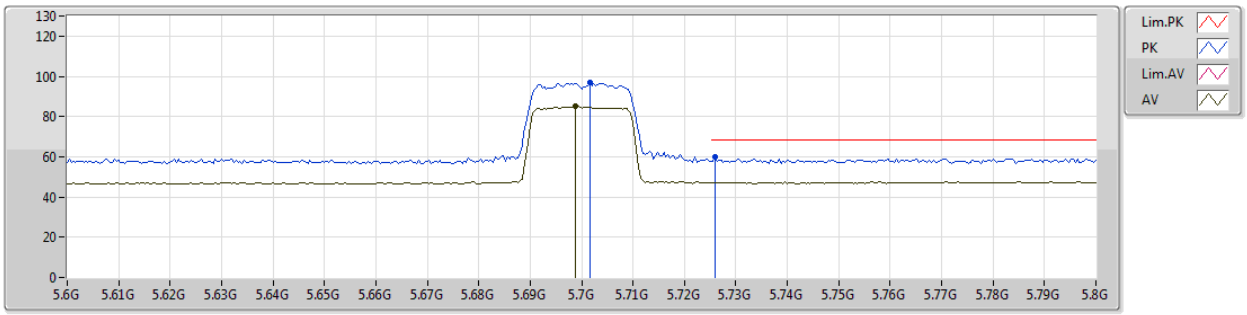

EUT X_2TX
Setting 45
02-M-1-10
FSP
ANT14

Type	Freq	Level	Limit	Margin	Factor	Dist	Condition	Azimuth	Height	Comments
	(Hz)	(dBuV/m)	(dBuV/m)	(dB)	(dB)	(m)		(°)	(m)	
PK	5.7016G	96.93	Inf	-Inf	8.77	3	Horizontal	13	1.54	-
AV	5.6988G	85.03	Inf	-Inf	8.77	3	Horizontal	13	1.54	-
PK	5.726G	59.82	68.20	-8.38	8.80	3	Horizontal	13	1.54	-

802.11ax HEW20_Nss2,(MCS0)_2TX

5720MHz Straddle 5.47-5.725GHz_TX

26/02/2019

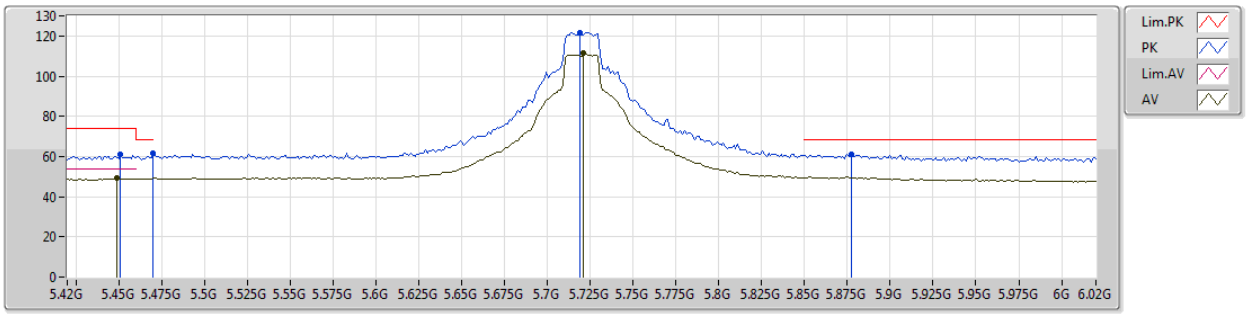

EUT X_2TX
Setting 85
02-M-1-10
FSP
ANT14

Type	Freq	Level	Limit	Margin	Factor	Dist	Condition	Azimuth	Height	Comments
	(Hz)	(dBuV/m)	(dBuV/m)	(dB)	(dB)	(m)		(°)	(m)	
PK	5.4512G	61.06	74.00	-12.94	8.54	3	Vertical	7	2.08	-
AV	5.4488G	49.26	54.00	-4.74	8.52	3	Vertical	7	2.08	-
PK	5.47G	61.45	68.20	-6.75	8.56	3	Vertical	7	2.08	-
PK	5.7188G	121.83	Inf	-Inf	8.78	3	Vertical	7	2.08	-
AV	5.7212G	111.28	Inf	-Inf	8.79	3	Vertical	7	2.08	-
PK	5.8772G	61.24	68.20	-6.96	8.87	3	Vertical	7	2.08	-

802.11ax HEW20_Nss2,(MCS0)_2TX

5720MHz Straddle 5.47-5.725GHz_TX

26/02/2019

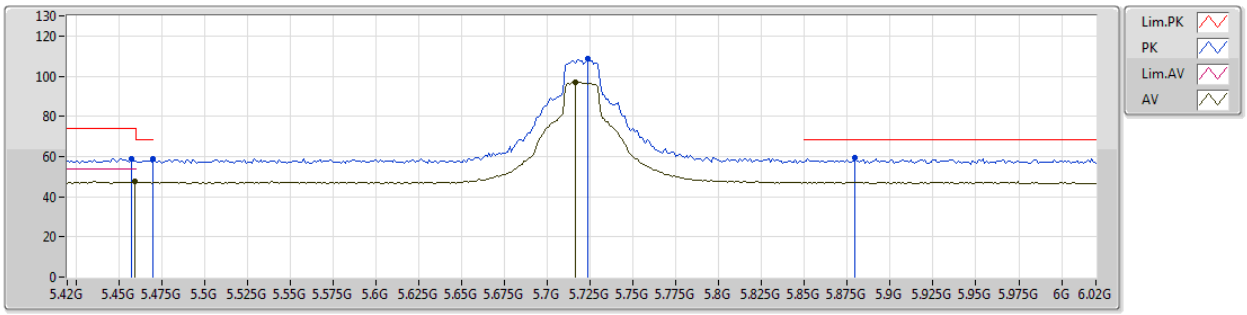

EUT X_2TX
Setting 85
02-M-1-10
FSP
ANT14

Type	Freq	Level	Limit	Margin	Factor	Dist	Condition	Azimuth	Height	Comments
	(Hz)	(dBuV/m)	(dBuV/m)	(dB)	(dB)	(m)		(°)	(m)	
PK	5.4572G	59.07	74.00	-14.93	8.54	3	Horizontal	38	2.64	-
AV	5.4596G	47.46	54.00	-6.54	8.55	3	Horizontal	38	2.64	-
PK	5.47G	58.93	68.20	-9.27	8.56	3	Horizontal	38	2.64	-
PK	5.7236G	108.57	Inf	-Inf	8.79	3	Horizontal	38	2.64	-
AV	5.7164G	96.99	Inf	-Inf	8.78	3	Horizontal	38	2.64	-
PK	5.8796G	59.23	68.20	-8.97	8.87	3	Horizontal	38	2.64	-

802.11ax HEW40_Nss2,(MCS0)_2TX

5270MHz_TX

26/02/2019

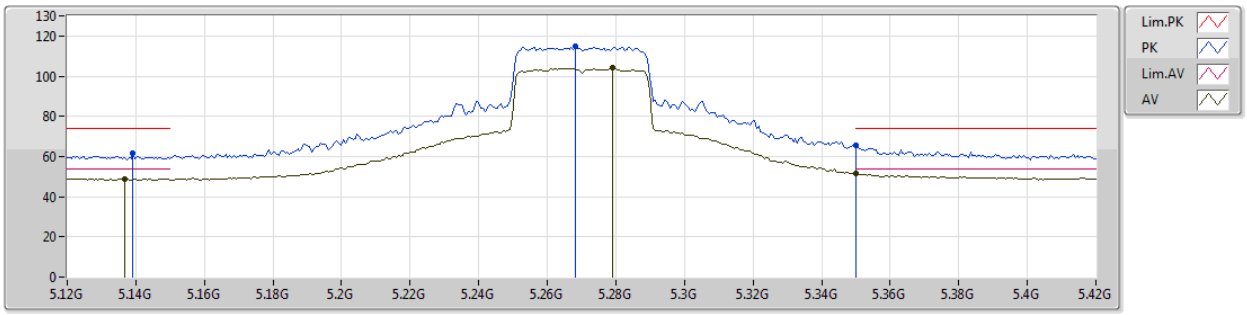

EUT X_2TX
Setting 67
02-M-1-10
FSP
ANT14

Type	Freq	Level	Limit	Margin	Factor	Dist	Condition	Azimuth	Height	Comments
	(Hz)	(dBuV/m)	(dBuV/m)	(dB)	(dB)	(m)		(°)	(m)	
PK	5.1392G	61.53	74.00	-12.47	8.03	3	Vertical	362	2.35	-
AV	5.1368G	48.96	54.00	-5.04	8.02	3	Vertical	362	2.35	-
PK	5.2682G	114.69	Inf	-Inf	8.26	3	Vertical	362	2.35	-
AV	5.279G	103.95	Inf	-Inf	8.27	3	Vertical	362	2.35	-
PK	5.35G	65.73	74.00	-8.27	8.38	3	Vertical	362	2.35	-
AV	5.35G	51.42	54.00	-2.58	8.38	3	Vertical	362	2.35	-

802.11ax HEW40_Nss2,(MCS0)_2TX

5270MHz_TX

26/02/2019

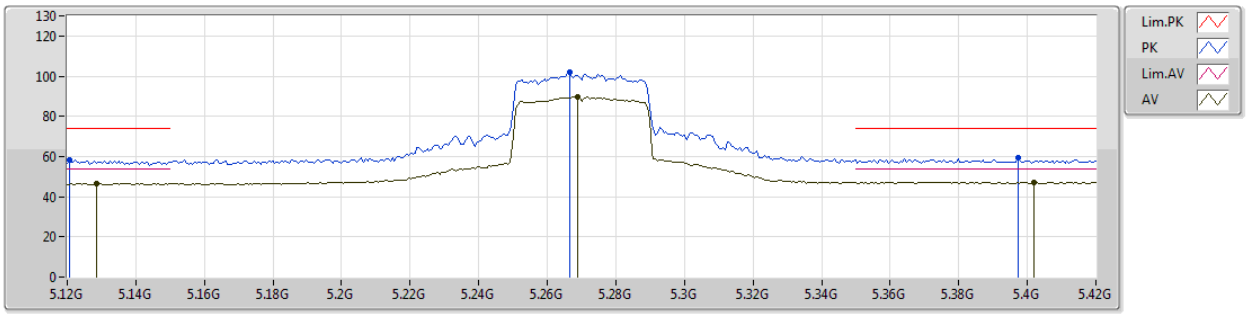

EUT X_2TX
Setting 67
02-M-1-10
FSP
ANT14

Type	Freq	Level	Limit	Margin	Factor	Dist	Condition	Azimuth	Height	Comments
	(Hz)	(dBuV/m)	(dBuV/m)	(dB)	(dB)	(m)		(°)	(m)	
PK	5.1206G	58.42	74.00	-15.58	7.98	3	Horizontal	311	2.93	-
AV	5.1284G	46.63	54.00	-7.37	8.01	3	Horizontal	311	2.93	-
PK	5.2664G	102.03	Inf	-Inf	8.26	3	Horizontal	311	2.93	-
AV	5.2688G	89.88	Inf	-Inf	8.26	3	Horizontal	311	2.93	-
PK	5.3972G	59.15	74.00	-14.85	8.44	3	Horizontal	311	2.93	-
AV	5.402G	47.34	54.00	-6.66	8.44	3	Horizontal	311	2.93	-

802.11ax HEW40_Nss2,(MCS0)_2TX

5310MHz_TX

26/02/2019

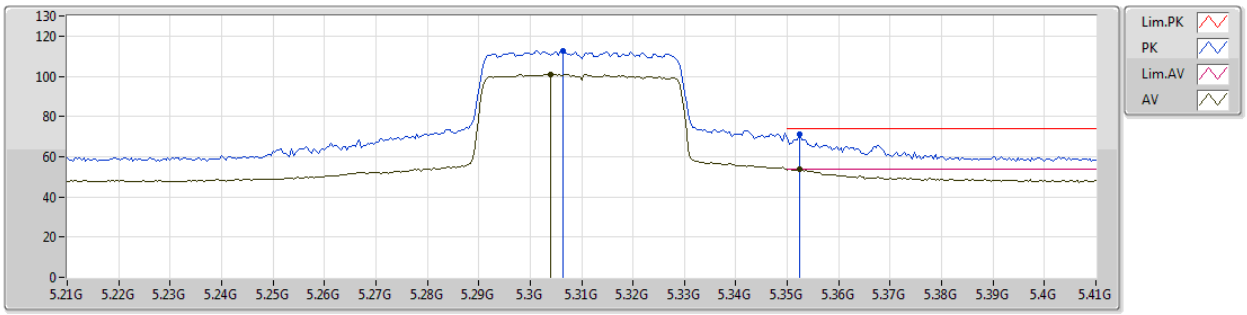

EUT X_2TX
Setting 53
02-M-1-10
FSP
ANT14

Type	Freq	Level	Limit	Margin	Factor	Dist	Condition	Azimuth	Height	Comments
	(Hz)	(dBuV/m)	(dBuV/m)	(dB)	(dB)	(m)		(°)	(m)	
PK	5.3064G	112.70	Inf	-Inf	8.32	3	Vertical	335	2.42	-
AV	5.304G	100.88	Inf	-Inf	8.31	3	Vertical	335	2.42	-
PK	5.3524G	71.02	74.00	-2.98	8.38	3	Vertical	335	2.42	-
AV	5.3524G	53.79	54.00	-0.21	8.38	3	Vertical	335	2.42	-

802.11ax HEW40_Nss2,(MCS0)_2TX

5310MHz_TX

26/02/2019

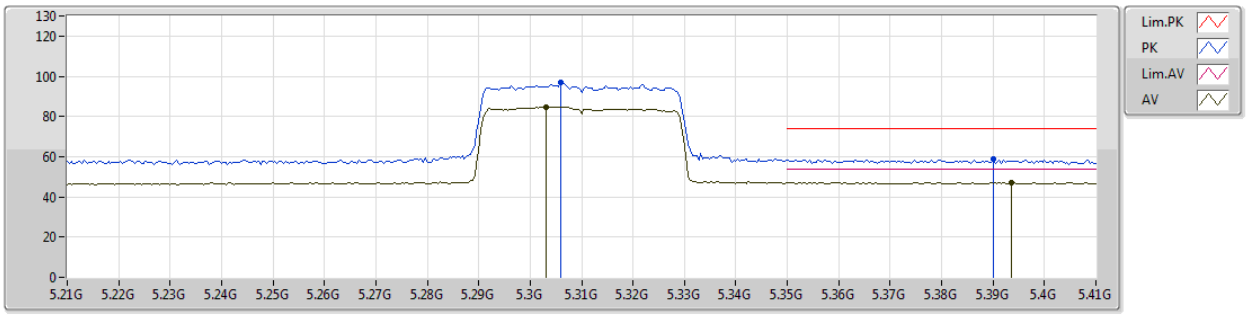

EUT X_2TX
Setting 53
02-M-1-10
FSP
ANT14

Type	Freq	Level	Limit	Margin	Factor	Dist	Condition	Azimuth	Height	Comments
	(Hz)	(dBuV/m)	(dBuV/m)	(dB)	(dB)	(m)		(°)	(m)	
PK	5.306G	97.13	Inf	-Inf	8.32	3	Horizontal	301	2.78	-
AV	5.3032G	84.75	Inf	-Inf	8.31	3	Horizontal	301	2.78	-
PK	5.39G	58.68	74.00	-15.32	8.43	3	Horizontal	301	2.78	-
AV	5.3936G	47.13	54.00	-6.87	8.43	3	Horizontal	301	2.78	-

802.11ax HEW40_Nss2,(MCS0)_2TX

5510MHz_TX

27/02/2019

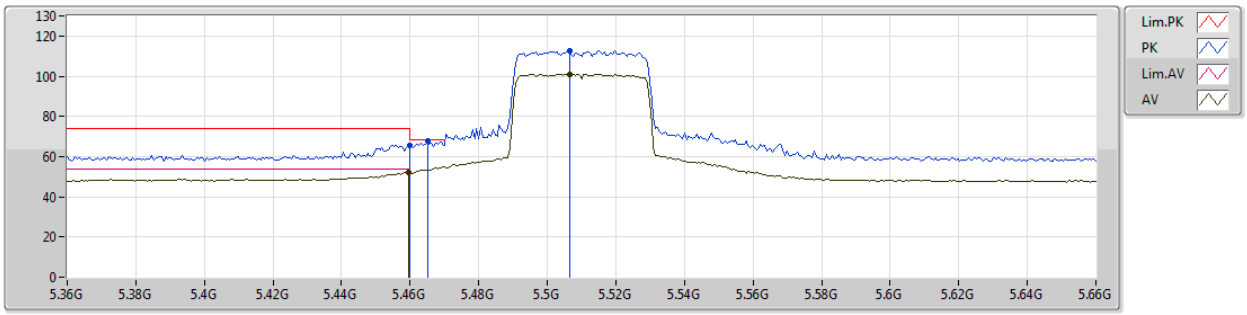

EUT X_2TX
Setting 49
02-M-1-10
FSP
ANT14

Type	Freq	Level	Limit	Margin	Factor	Dist	Condition	Azimuth	Height	Comments
	(Hz)	(dBuV/m)	(dBuV/m)	(dB)	(dB)	(m)		(°)	(m)	
PK	5.46G	65.52	74.00	-8.48	8.55	3	Vertical	358	2.38	-
AV	5.4596G	52.07	54.00	-1.93	8.55	3	Vertical	358	2.38	-
PK	5.465G	68.02	68.20	-0.18	8.55	3	Vertical	358	2.38	-
PK	5.5064G	112.74	Inf	-Inf	8.62	3	Vertical	358	2.38	-
AV	5.5064G	101.08	Inf	-Inf	8.62	3	Vertical	358	2.38	-

802.11ax HEW40_Nss2,(MCS0)_2TX

5510MHz_TX

27/02/2019

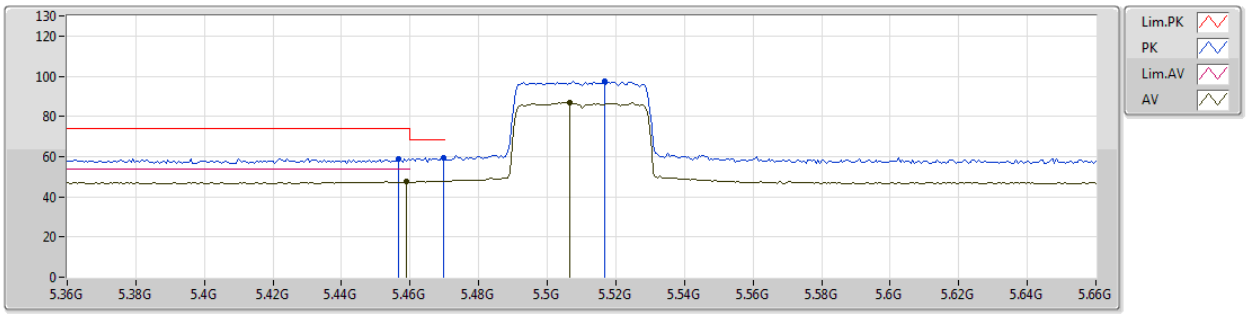

EUT X_2TX
Setting 49
02-M-1-10
FSP
ANT14

Type	Freq	Level	Limit	Margin	Factor	Dist	Condition	Azimuth	Height	Comments
	(Hz)	(dBuV/m)	(dBuV/m)	(dB)	(dB)	(m)		(°)	(m)	
PK	5.4566G	58.97	74.00	-15.03	8.54	3	Horizontal	28	2.17	-
AV	5.459G	47.51	54.00	-6.49	8.55	3	Horizontal	28	2.17	-
PK	5.4698G	59.48	68.20	-8.72	8.56	3	Horizontal	28	2.17	-
PK	5.5166G	97.63	Inf	-Inf	8.62	3	Horizontal	28	2.17	-
AV	5.5064G	86.94	Inf	-Inf	8.62	3	Horizontal	28	2.17	-

802.11ax HEW40_Nss2,(MCS0)_2TX

5550MHz_TX

27/02/2019

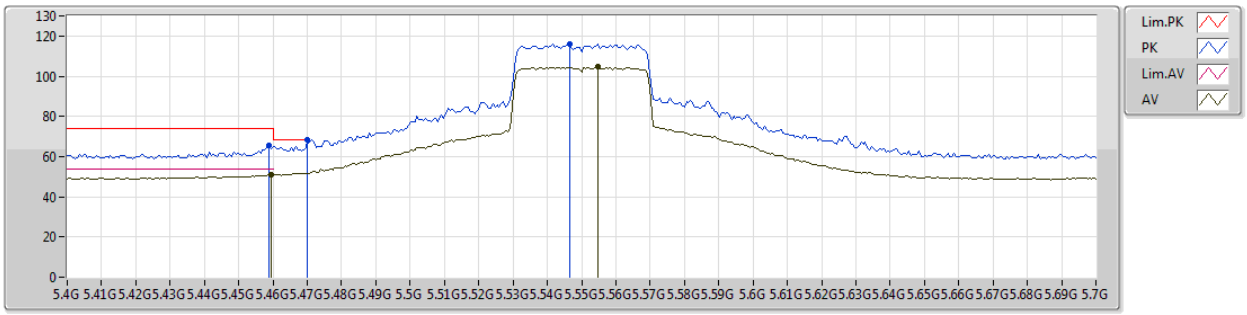

EUT X_2TX
Setting 68
02-M-1-10
FSP
ANT14

Type	Freq	Level	Limit	Margin	Factor	Dist	Condition	Azimuth	Height	Comments
	(Hz)	(dBuV/m)	(dBuV/m)	(dB)	(dB)	(m)		(°)	(m)	
PK	5.4588G	65.38	74.00	-8.62	8.55	3	Vertical	351	2.15	-
AV	5.4594G	50.84	54.00	-3.16	8.55	3	Vertical	351	2.15	-
PK	5.47G	68.10	68.20	-0.10	8.56	3	Vertical	351	2.15	-
PK	5.5464G	116.09	Inf	-Inf	8.63	3	Vertical	351	2.15	-
AV	5.5548G	104.60	Inf	-Inf	8.63	3	Vertical	351	2.15	-

802.11ax HEW40_Nss2,(MCS0)_2TX

5550MHz_TX

26/02/2019

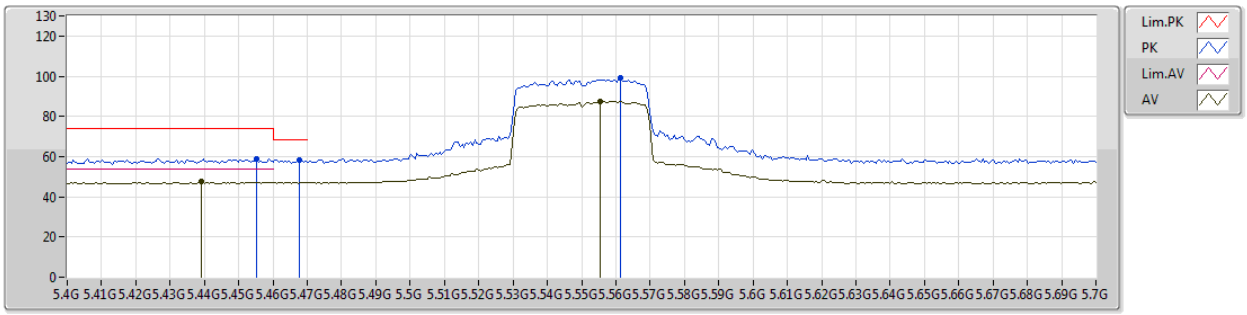

EUT X_2TX
Setting 68
02-M-1-10
FSP
ANT14

Type	Freq	Level	Limit	Margin	Factor	Dist	Condition	Azimuth	Height	Comments
	(Hz)	(dBuV/m)	(dBuV/m)	(dB)	(dB)	(m)		(°)	(m)	
PK	5.4552G	58.82	74.00	-15.18	8.54	3	Horizontal	87	1.33	-
AV	5.439G	47.42	54.00	-6.58	8.51	3	Horizontal	87	1.33	-
PK	5.4678G	58.42	68.20	-9.78	8.56	3	Horizontal	87	1.33	-
PK	5.5614G	99.07	Inf	-Inf	8.63	3	Horizontal	87	1.33	-
AV	5.5554G	87.50	Inf	-Inf	8.63	3	Horizontal	87	1.33	-

802.11ax HEW40_Nss2,(MCS0)_2TX

5670MHz_TX

26/02/2019

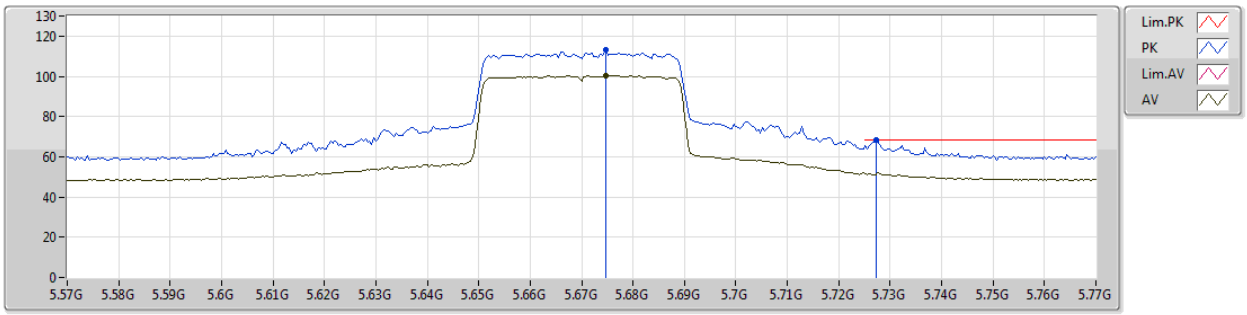

EUT X_2TX
Setting 52
02-M-1-10
FSP
ANT14

Type	Freq	Level	Limit	Margin	Factor	Dist	Condition	Azimuth	Height	Comments
	(Hz)	(dBuV/m)	(dBuV/m)	(dB)	(dB)	(m)		(°)	(m)	
PK	5.6748G	113.09	Inf	-Inf	8.73	3	Vertical	350	1.03	-
AV	5.6748G	100.58	Inf	-Inf	8.73	3	Vertical	350	1.03	-
PK	5.7272G	68.17	68.20	-0.03	8.81	3	Vertical	350	1.03	-

802.11ax HEW40_Nss2,(MCS0)_2TX

5670MHz_TX

26/02/2019

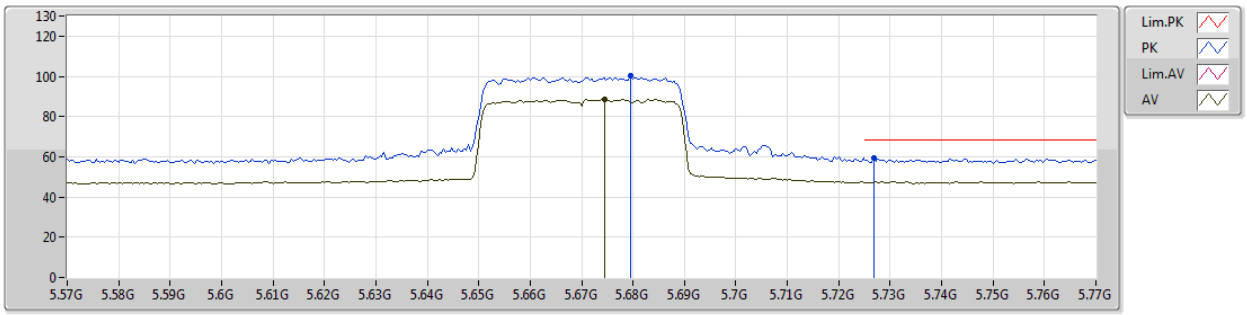

EUT X_2TX
Setting 52
02-M-1-10
FSP
ANT14

Type	Freq	Level	Limit	Margin	Factor	Dist	Condition	Azimuth	Height	Comments
	(Hz)	(dBuV/m)	(dBuV/m)	(dB)	(dB)	(m)		(°)	(m)	
PK	5.6796G	100.17	Inf	-Inf	8.75	3	Horizontal	15	2.22	-
AV	5.6744G	88.53	Inf	-Inf	8.73	3	Horizontal	15	2.22	-
PK	5.7268G	59.46	68.20	-8.74	8.80	3	Horizontal	15	2.22	-

802.11ax HEW40_Nss2,(MCS0)_2TX

5710MHz Straddle 5.47-5.725GHz_TX

26/02/2019

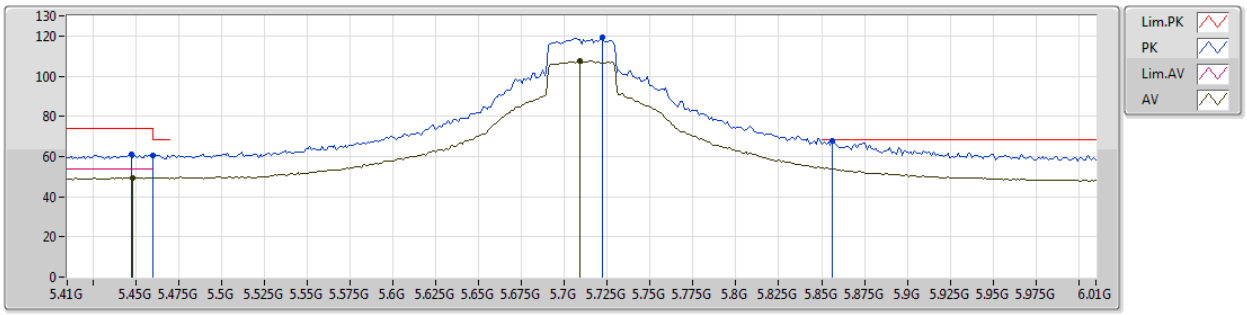

EUT X_2TX
Setting 85
02-M-1-10
FSP
ANT14

Type	Freq	Level	Limit	Margin	Factor	Dist	Condition	Azimuth	Height	Comments
	(Hz)	(dBuV/m)	(dBuV/m)	(dB)	(dB)	(m)		(°)	(m)	
PK	5.4472G	61.13	74.00	-12.87	8.52	3	Vertical	336	2.14	-
AV	5.4484G	49.41	54.00	-4.59	8.52	3	Vertical	336	2.14	-
PK	5.46G	60.67	68.20	-7.53	8.55	3	Vertical	336	2.14	-
PK	5.722G	119.26	Inf	-Inf	8.79	3	Vertical	336	2.14	-
AV	5.7088G	107.56	Inf	-Inf	8.78	3	Vertical	336	2.14	-
PK	5.8564G	67.94	68.20	-0.26	8.86	3	Vertical	336	2.14	-

802.11ax HEW40_Nss2,(MCS0)_2TX

5710MHz Straddle 5.47-5.725GHz_TX

26/02/2019

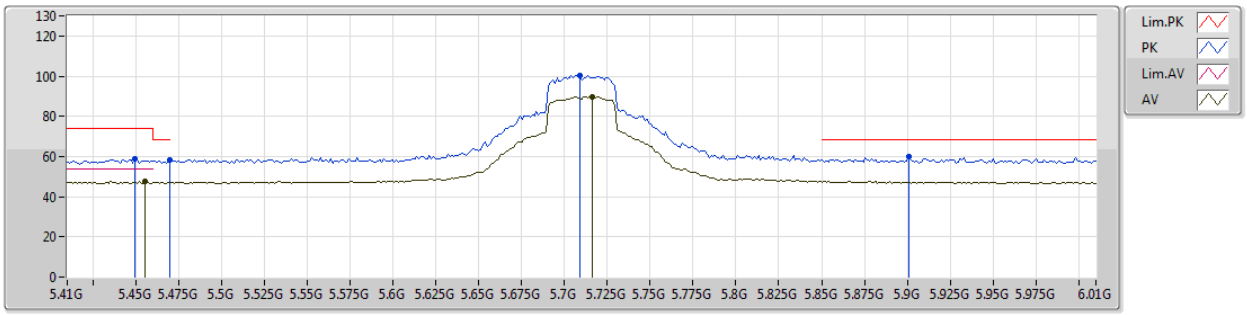

EUT X_2TX
Setting 85
02-M-1-10
FSP
ANT14

Type	Freq	Level	Limit	Margin	Factor	Dist	Condition	Azimuth	Height	Comments
	(Hz)	(dBuV/m)	(dBuV/m)	(dB)	(dB)	(m)		(°)	(m)	
PK	5.4496G	58.56	74.00	-15.44	8.52	3	Horizontal	71	1.50	-
AV	5.4556G	47.55	54.00	-6.45	8.54	3	Horizontal	71	1.50	-
PK	5.47G	58.07	68.20	-10.13	8.56	3	Horizontal	71	1.50	-
PK	5.7088G	100.43	Inf	-Inf	8.78	3	Horizontal	71	1.50	-
AV	5.716G	89.66	Inf	-Inf	8.78	3	Horizontal	71	1.50	-
PK	5.9008G	59.72	68.20	-8.48	8.86	3	Horizontal	71	1.50	-

802.11ax HEW80_Nss2,(MCS0)_2TX

5290MHz_TX

26/02/2019

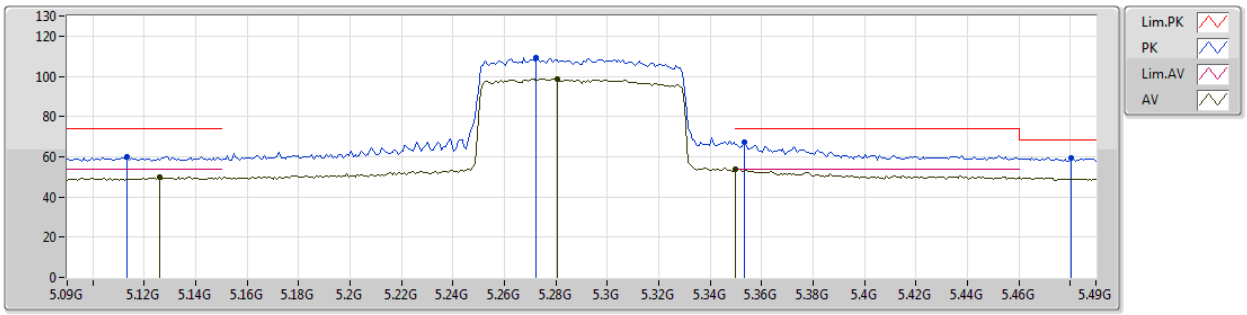

EUT X_2TX
Setting 50
02-M-1-10
FSP
ANT14

Type	Freq	Level	Limit	Margin	Factor	Dist	Condition	Azimuth	Height	Comments
	(Hz)	(dBuV/m)	(dBuV/m)	(dB)	(dB)	(m)		(°)	(m)	
PK	5.1132G	60.09	74.00	-13.91	7.96	3	Vertical	342	2.23	-
AV	5.126G	50.15	54.00	-3.85	8.00	3	Vertical	342	2.23	-
PK	5.2724G	109.39	Inf	-Inf	8.27	3	Vertical	342	2.23	-
AV	5.2804G	98.81	Inf	-Inf	8.28	3	Vertical	342	2.23	-
PK	5.3532G	67.24	74.00	-6.76	8.38	3	Vertical	342	2.23	-
AV	5.35G	53.82	54.00	-0.18	8.38	3	Vertical	342	2.23	-
PK	5.4804G	59.31	68.20	-8.89	8.58	3	Vertical	342	2.23	-

802.11ax HEW80_Nss2,(MCS0)_2TX

5290MHz_TX

26/02/2019

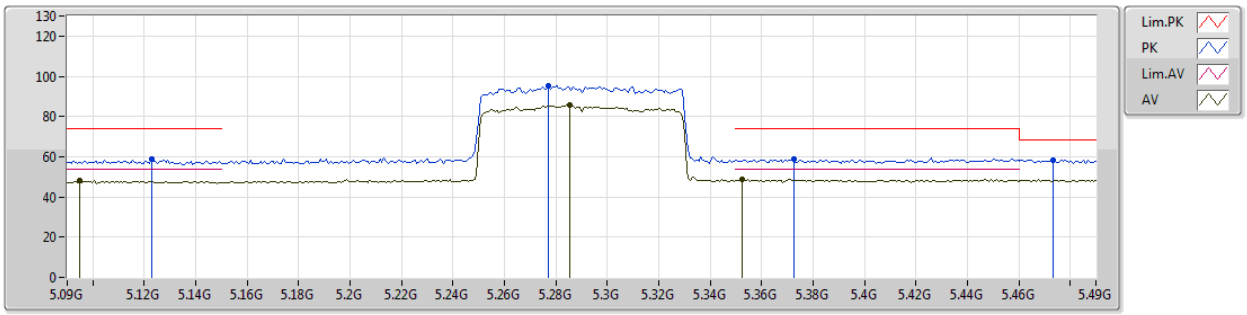

EUT X_2TX
Setting 50
02-M-1-10
FSP
ANT14

Type	Freq	Level	Limit	Margin	Factor	Dist	Condition	Azimuth	Height	Comments
	(Hz)	(dBuV/m)	(dBuV/m)	(dB)	(dB)	(m)		(°)	(m)	
PK	5.1228G	59.06	74.00	-14.94	7.99	3	Horizontal	306	2.38	-
AV	5.0948G	48.30	54.00	-5.70	7.92	3	Horizontal	306	2.38	-
PK	5.2772G	95.26	Inf	-Inf	8.27	3	Horizontal	306	2.38	-
AV	5.2852G	85.67	Inf	-Inf	8.29	3	Horizontal	306	2.38	-
PK	5.3724G	58.62	74.00	-15.38	8.40	3	Horizontal	306	2.38	-
AV	5.3524G	48.58	54.00	-5.42	8.38	3	Horizontal	306	2.38	-
PK	5.4732G	58.53	68.20	-9.67	8.57	3	Horizontal	306	2.38	-

802.11ax HEW80_Nss2,(MCS0)_2TX

5530MHz_TX

26/02/2019

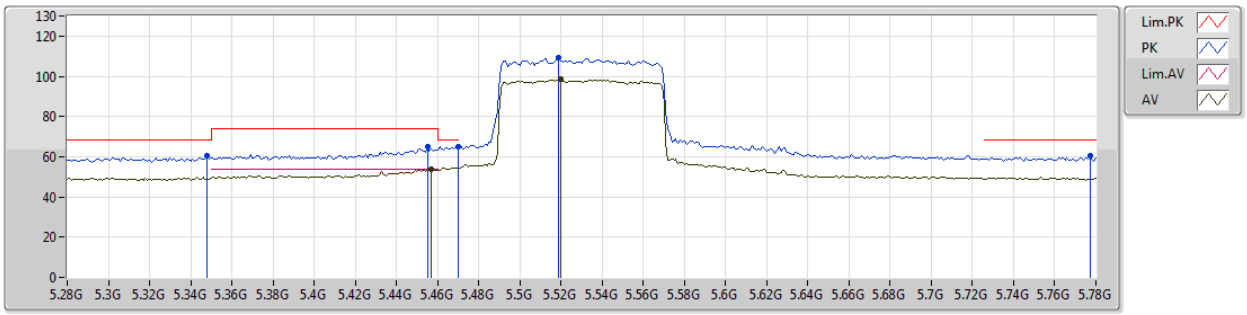

EUT X_2TX
Setting 46
02-M-1-10
FSP
ANT14

Type	Freq	Level	Limit	Margin	Factor	Dist	Condition	Azimuth	Height	Comments
	(Hz)	(dBuV/m)	(dBuV/m)	(dB)	(dB)	(m)		(°)	(m)	
PK	5.348G	60.51	68.20	-7.69	8.37	3	Vertical	345	2.28	-
PK	5.455G	64.88	74.00	-9.12	8.54	3	Vertical	345	2.28	-
AV	5.457G	53.67	54.00	-0.33	8.54	3	Vertical	345	2.28	-
PK	5.47G	64.87	68.20	-3.33	8.56	3	Vertical	345	2.28	-
PK	5.519G	109.23	Inf	-Inf	8.62	3	Vertical	345	2.28	-
AV	5.52G	98.39	Inf	-Inf	8.62	3	Vertical	345	2.28	-
PK	5.777G	60.48	68.20	-7.72	8.86	3	Vertical	345	2.28	-

802.11ax HEW80_Nss2,(MCS0)_2TX

5530MHz_TX

26/02/2019

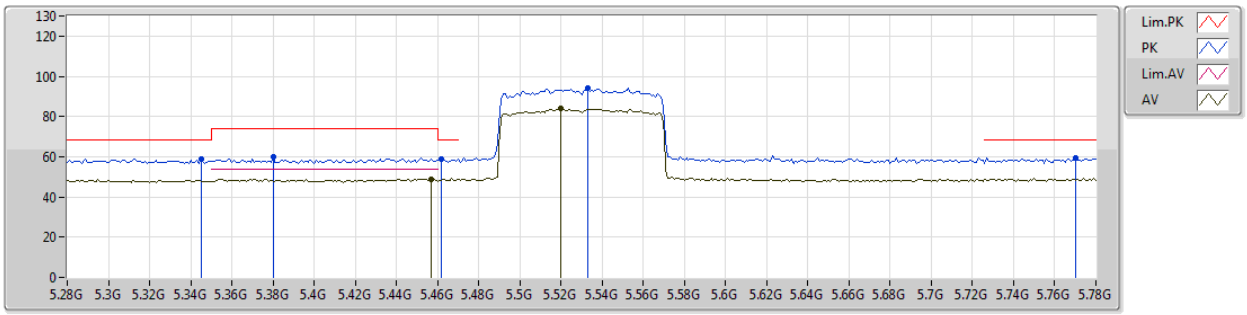

EUT X_2TX
Setting 46
02-M-1-10
FSP
ANT14

Type	Freq	Level	Limit	Margin	Factor	Dist	Condition	Azimuth	Height	Comments
	(Hz)	(dBuV/m)	(dBuV/m)	(dB)	(dB)	(m)		(°)	(m)	
PK	5.345G	59.09	68.20	-9.11	8.37	3	Horizontal	319	2.91	-
PK	5.38G	59.69	74.00	-14.31	8.42	3	Horizontal	319	2.91	-
AV	5.457G	48.83	54.00	-5.17	8.54	3	Horizontal	319	2.91	-
PK	5.462G	58.64	68.20	-9.56	8.55	3	Horizontal	319	2.91	-
PK	5.533G	94.23	Inf	-Inf	8.63	3	Horizontal	319	2.91	-
AV	5.52G	83.80	Inf	-Inf	8.62	3	Horizontal	319	2.91	-
PK	5.77G	59.64	68.20	-8.56	8.84	3	Horizontal	319	2.91	-

802.11ax HEW80_Nss2,(MCS0)_2TX

5610MHz_TX

26/02/2019

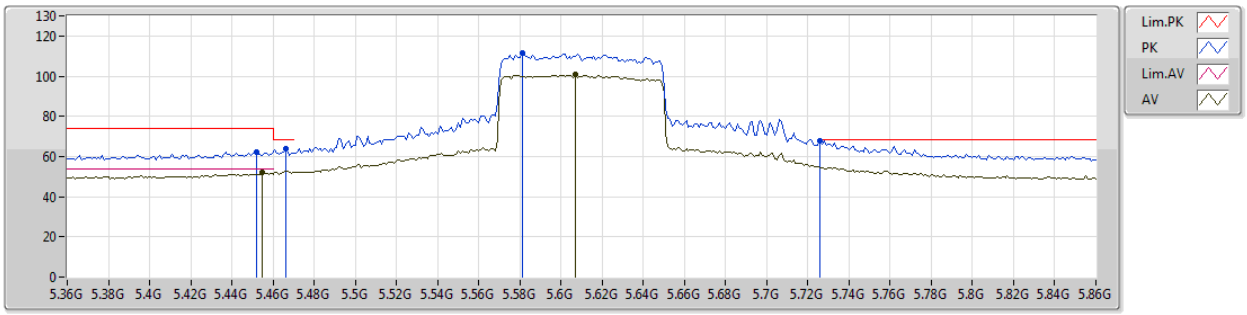

EUT X_2TX
Setting 58
02-M-1-10
FSP
ANT14

Type	Freq	Level	Limit	Margin	Factor	Dist	Condition	Azimuth	Height	Comments
	(Hz)	(dBuV/m)	(dBuV/m)	(dB)	(dB)	(m)		(°)	(m)	
PK	5.452G	62.41	74.00	-11.59	8.54	3	Vertical	345	2.25	-
AV	5.455G	51.89	54.00	-2.11	8.54	3	Vertical	345	2.25	-
PK	5.466G	63.77	68.20	-4.43	8.56	3	Vertical	345	2.25	-
PK	5.581G	111.45	Inf	-Inf	8.64	3	Vertical	345	2.25	-
AV	5.607G	100.75	Inf	-Inf	8.65	3	Vertical	345	2.25	-
PK	5.726G	67.98	68.20	-0.22	8.80	3	Vertical	345	2.25	-

802.11ax HEW80_Nss2,(MCS0)_2TX

5610MHz_TX

26/02/2019

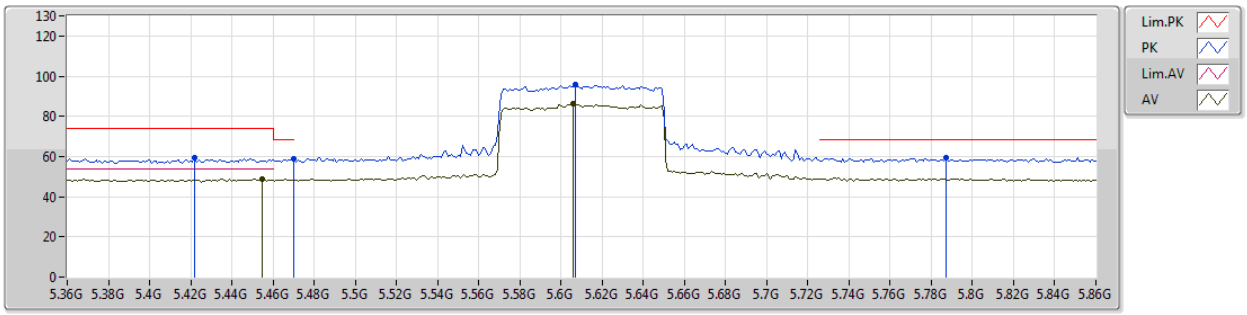

EUT X_2TX
Setting 58
02-M-1-10
FSP
ANT14

Type	Freq	Level	Limit	Margin	Factor	Dist	Condition	Azimuth	Height	Comments
	(Hz)	(dBuV/m)	(dBuV/m)	(dB)	(dB)	(m)		(°)	(m)	
PK	5.422G	59.12	74.00	-14.88	8.48	3	Horizontal	12	2.21	-
AV	5.455G	48.75	54.00	-5.25	8.54	3	Horizontal	12	2.21	-
PK	5.47G	58.97	68.20	-9.23	8.56	3	Horizontal	12	2.21	-
PK	5.607G	95.70	Inf	-Inf	8.65	3	Horizontal	12	2.21	-
AV	5.606G	86.03	Inf	-Inf	8.65	3	Horizontal	12	2.21	-
PK	5.787G	59.47	68.20	-8.73	8.87	3	Horizontal	12	2.21	-

802.11ax HEW80_Nss2,(MCS0)_2TX

5690MHz Straddle 5.47-5.725GHz_TX

27/02/2019

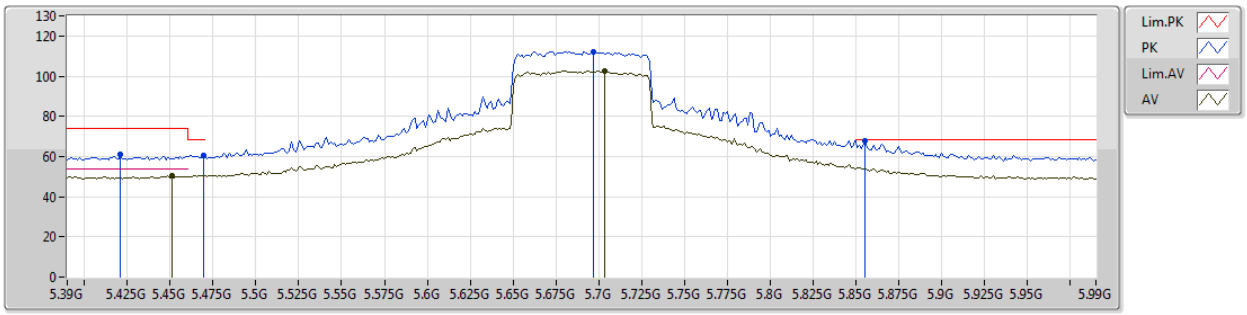

EUT X_2TX
Setting 65
02-M-1-10
FSP
ANT14

Type	Freq	Level	Limit	Margin	Factor	Dist	Condition	Azimuth	Height	Comments
	(Hz)	(dBuV/m)	(dBuV/m)	(dB)	(dB)	(m)		(°)	(m)	
PK	5.4212G	60.93	74.00	-13.07	8.48	3	Vertical	346	2.18	-
AV	5.4512G	50.40	54.00	-3.60	8.54	3	Vertical	346	2.18	-
PK	5.4692G	60.59	68.20	-7.61	8.56	3	Vertical	346	2.18	-
PK	5.6972G	112.16	Inf	-Inf	8.77	3	Vertical	346	2.18	-
AV	5.7032G	102.63	Inf	-Inf	8.77	3	Vertical	346	2.18	-
PK	5.8556G	67.92	68.20	-0.28	8.86	3	Vertical	346	2.18	-

802.11ax HEW80_Nss2,(MCS0)_2TX

5690MHz Straddle 5.47-5.725GHz_TX

27/02/2019

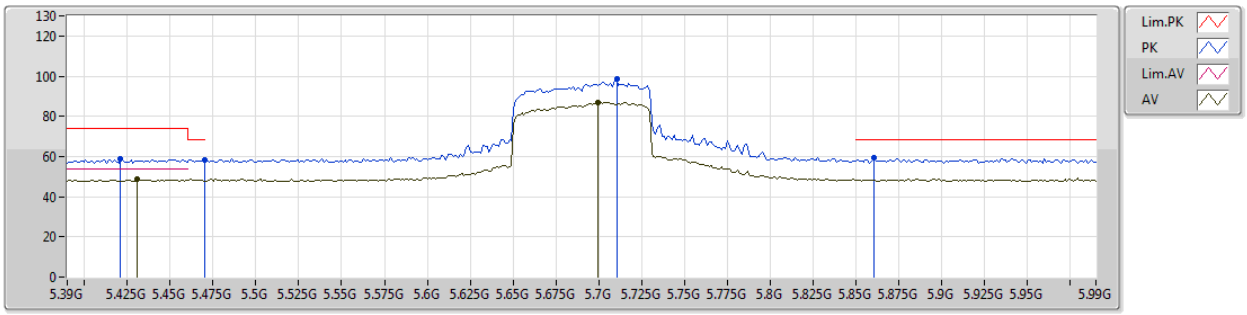

EUT X_2TX
Setting 65
02-M-1-10
FSP
ANT14

Type	Freq	Level	Limit	Margin	Factor	Dist	Condition	Azimuth	Height	Comments
	(Hz)	(dBuV/m)	(dBuV/m)	(dB)	(dB)	(m)		(°)	(m)	
PK	5.4212G	59.08	74.00	-14.92	8.48	3	Horizontal	79	1.03	-
AV	5.4308G	48.57	54.00	-5.43	8.50	3	Horizontal	79	1.03	-
PK	5.47G	58.23	68.20	-9.97	8.56	3	Horizontal	79	1.03	-
PK	5.7104G	98.35	Inf	-Inf	8.78	3	Horizontal	79	1.03	-
AV	5.6996G	86.87	Inf	-Inf	8.77	3	Horizontal	79	1.03	-
PK	5.8604G	59.37	68.20	-8.83	8.86	3	Horizontal	79	1.03	-

802.11ax HEW160_Nss2,(MCS0)_2TX

5250MHz Straddle 5.25-5.35GHz_TX

27/02/2019

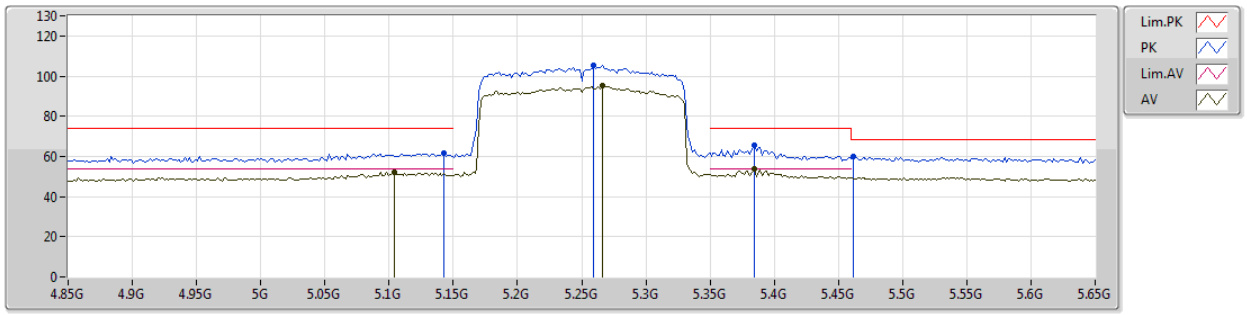

EUT X_2TX
Setting 46
02-M-1-10
FSP
ANT14

Type	Freq	Level	Limit	Margin	Factor	Dist	Condition	Azimuth	Height	Comments
	(Hz)	(dBuV/m)	(dBuV/m)	(dB)	(dB)	(m)		(°)	(m)	
PK	5.1428G	61.87	74.00	-12.13	8.04	3	Vertical	332	2.46	-
AV	5.1044G	52.32	54.00	-1.68	7.94	3	Vertical	332	2.46	-
PK	5.2596G	105.42	Inf	-Inf	8.25	3	Vertical	332	2.46	-
AV	5.266G	95.12	Inf	-Inf	8.26	3	Vertical	332	2.46	-
PK	5.3844G	65.58	74.00	-8.42	8.42	3	Vertical	332	2.46	-
AV	5.3844G	53.88	54.00	-0.12	8.42	3	Vertical	332	2.46	-
PK	5.4612G	59.74	68.20	-8.46	8.55	3	Vertical	332	2.46	-

802.11ax HEW160_Nss2,(MCS0)_2TX

5250MHz Straddle 5.25-5.35GHz_TX

27/02/2019

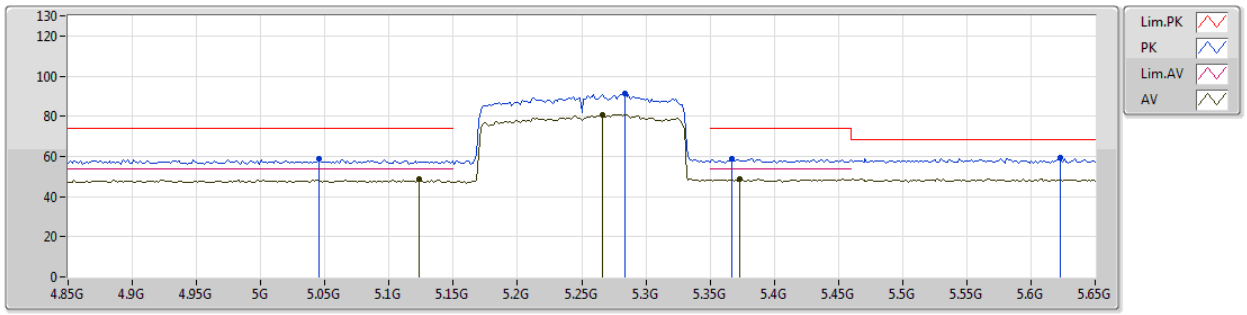

EUT X_2TX
Setting 46
02-M-1-10
FSP
ANT14

Type	Freq	Level	Limit	Margin	Factor	Dist	Condition	Azimuth	Height	Comments
	(Hz)	(dBuV/m)	(dBuV/m)	(dB)	(dB)	(m)		(°)	(m)	
PK	5.0452G	59.02	74.00	-14.98	7.80	3	Horizontal	296	2.38	-
AV	5.1236G	48.57	54.00	-5.43	7.99	3	Horizontal	296	2.38	-
PK	5.2836G	91.08	Inf	-Inf	8.29	3	Horizontal	296	2.38	-
AV	5.266G	80.81	Inf	-Inf	8.26	3	Horizontal	296	2.38	-
PK	5.3668G	58.81	74.00	-15.19	8.39	3	Horizontal	296	2.38	-
AV	5.3732G	48.58	54.00	-5.42	8.40	3	Horizontal	296	2.38	-
PK	5.6228G	59.49	68.20	-8.71	8.66	3	Horizontal	296	2.38	-

802.11ax HEW160_Nss2,(MCS0)_2TX

5570MHz_TX

27/02/2019

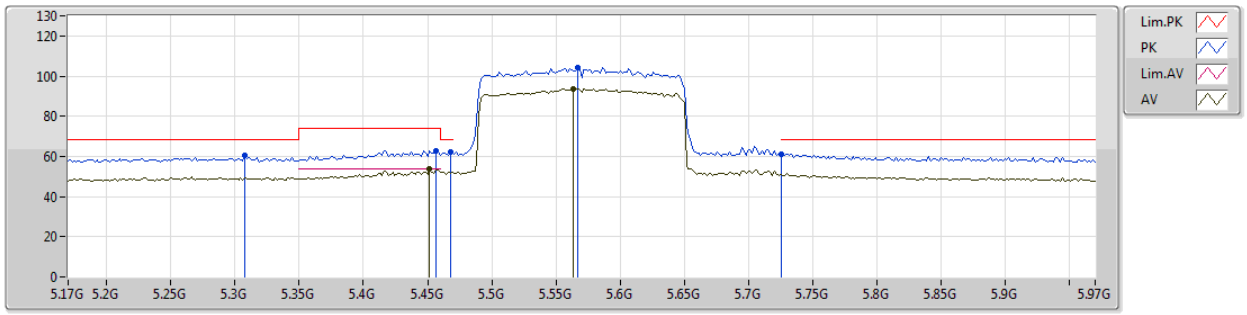

EUT X_2TX
Setting 41
02-M-1-10
FSP
ANT14

Type	Freq	Level	Limit	Margin	Factor	Dist	Condition	Azimuth	Height	Comments
	(Hz)	(dBuV/m)	(dBuV/m)	(dB)	(dB)	(m)		(°)	(m)	
PK	5.3076G	60.35	68.20	-7.85	8.32	3	Vertical	353	2.24	-
PK	5.4564G	63.01	74.00	-10.99	8.54	3	Vertical	353	2.24	-
AV	5.4516G	53.82	54.00	-0.18	8.54	3	Vertical	353	2.24	-
PK	5.4676G	61.93	68.20	-6.27	8.56	3	Vertical	353	2.24	-
PK	5.5668G	104.41	Inf	-Inf	8.63	3	Vertical	353	2.24	-
AV	5.5636G	93.80	Inf	-Inf	8.63	3	Vertical	353	2.24	-
PK	5.7252G	61.15	68.20	-7.05	8.80	3	Vertical	353	2.24	-

802.11ax HEW160_Nss2,(MCS0)_2TX

5570MHz_TX

27/02/2019

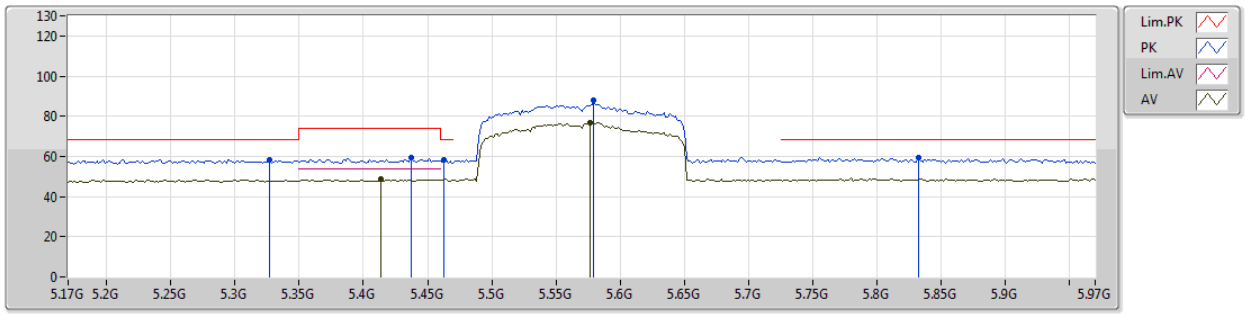

EUT X_2TX
Setting 41
02-M-1-10
FSP
ANT14

Type	Freq	Level	Limit	Margin	Factor	Dist	Condition	Azimuth	Height	Comments
	(Hz)	(dBuV/m)	(dBuV/m)	(dB)	(dB)	(m)		(°)	(m)	
PK	5.3268G	58.34	68.20	-9.86	8.35	3	Horizontal	90	1.06	-
PK	5.4372G	59.37	74.00	-14.63	8.51	3	Horizontal	90	1.06	-
AV	5.4132G	48.47	54.00	-5.53	8.46	3	Horizontal	90	1.06	-
PK	5.4628G	58.28	68.20	-9.92	8.55	3	Horizontal	90	1.06	-
PK	5.5796G	87.83	Inf	-Inf	8.64	3	Horizontal	90	1.06	-
AV	5.5764G	76.63	Inf	-Inf	8.64	3	Horizontal	90	1.06	-
PK	5.8324G	59.54	68.20	-8.66	8.88	3	Horizontal	90	1.06	-

For Non-beamforming / 4T1S mode
Summary

Mode	Result	Type	Freq (Hz)	Level (dBuV/m)	Limit (dBuV/m)	Margin (dB)	Factor (dB)	Dist (m)	Condition	Azimuth (°)	Height (m)	Comments
5.47-5.725GHz	-	-	-	-	-	-	-	-	-	-	-	-
802.11ax HEW20_Nss1,(MCS0)_4TX	Pass	PK	5.7292G	68.15	68.20	-0.05	8.81	3	Vertical	-23	2.46	-

802.11a_Nss1,(6Mbps)_4TX

5260MHz_TX

25/02/2019

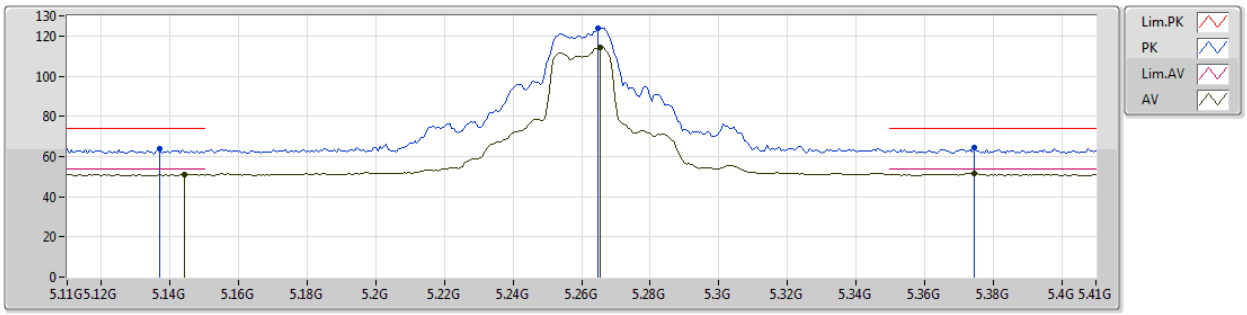

EUT Y_4TX
Setting 69
02-R-5-13
FSP
ANT 14

Type	Freq	Level	Limit	Margin	Factor	Dist	Condition	Azimuth	Height	Comments
	(Hz)	(dBuV/m)	(dBuV/m)	(dB)	(dB)	(m)		(°)	(m)	
PK	5.137G	63.64	74.00	-10.36	8.02	3	Vertical	318	2.46	-
AV	5.1442G	51.26	54.00	-2.74	8.04	3	Vertical	318	2.46	-
PK	5.2648G	123.70	Inf	-Inf	8.26	3	Vertical	318	2.46	-
AV	5.2654G	114.14	Inf	-Inf	8.26	3	Vertical	318	2.46	-
PK	5.3746G	64.45	74.00	-9.55	8.40	3	Vertical	318	2.46	-
AV	5.3746G	51.69	54.00	-2.31	8.40	3	Vertical	318	2.46	-

802.11a_Nss1,(6Mbps)_4TX

5260MHz_TX

25/02/2019

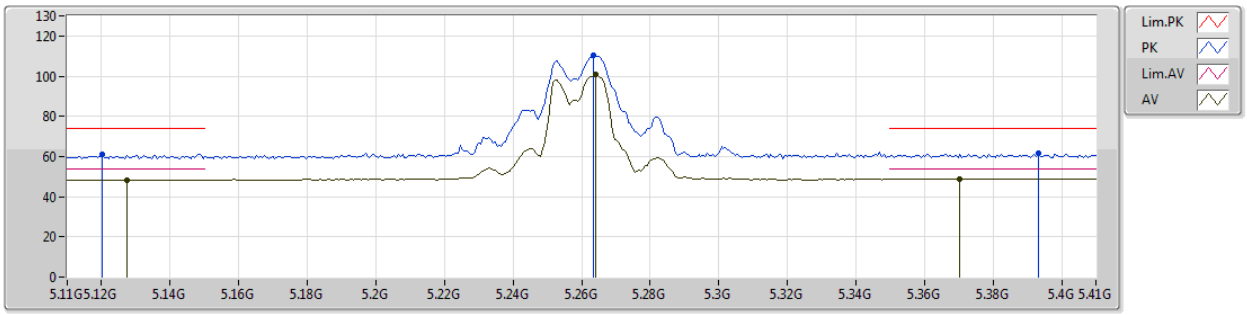

EUT Y_4TX
Setting 69
02-R-5-13
FSP
ANT 14

Type	Freq	Level	Limit	Margin	Factor	Dist	Condition	Azimuth	Height	Comments
	(Hz)	(dBuV/m)	(dBuV/m)	(dB)	(dB)	(m)		(°)	(m)	
PK	5.1202G	61.33	74.00	-12.67	7.98	3	Horizontal	265	2.14	-
AV	5.1274G	48.41	54.00	-5.59	8.00	3	Horizontal	265	2.14	-
PK	5.2636G	110.13	Inf	-Inf	8.26	3	Horizontal	265	2.14	-
AV	5.2642G	101.06	Inf	-Inf	8.26	3	Horizontal	265	2.14	-
PK	5.3932G	61.40	74.00	-12.60	8.43	3	Horizontal	265	2.14	-
AV	5.3704G	49.00	54.00	-5.00	8.40	3	Horizontal	265	2.14	-

802.11a_Nss1,(6Mbps)_4TX

5300MHz_TX

25/02/2019

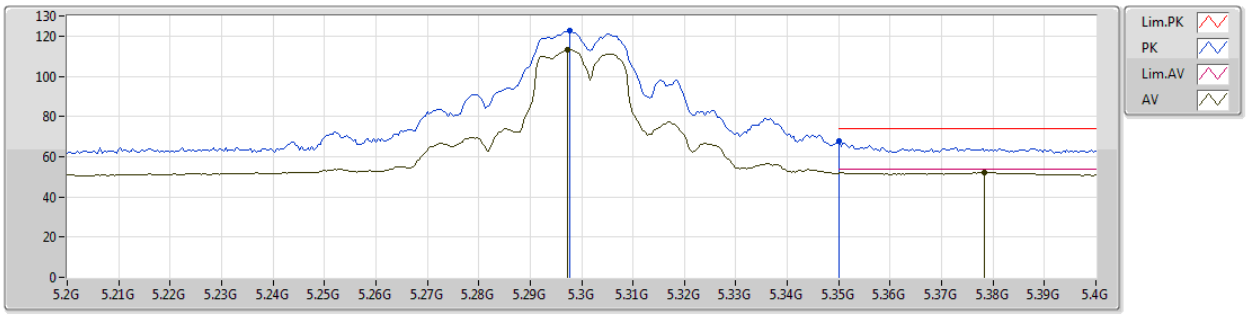

EUT Y_4TX
Setting 70
02-R-5-13
FSP
ANT 14

Type	Freq	Level	Limit	Margin	Factor	Dist	Condition	Azimuth	Height	Comments
	(Hz)	(dBuV/m)	(dBuV/m)	(dB)	(dB)	(m)		(°)	(m)	
PK	5.2976G	122.44	Inf	-Inf	8.31	3	Vertical	330	2.37	-
AV	5.2972G	113.08	Inf	-Inf	8.31	3	Vertical	330	2.37	-
PK	5.35G	67.59	74.00	-6.41	8.38	3	Vertical	330	2.37	-
AV	5.3784G	52.38	54.00	-1.62	8.42	3	Vertical	330	2.37	-

802.11a_Nss1,(6Mbps)_4TX

5300MHz_TX

25/02/2019

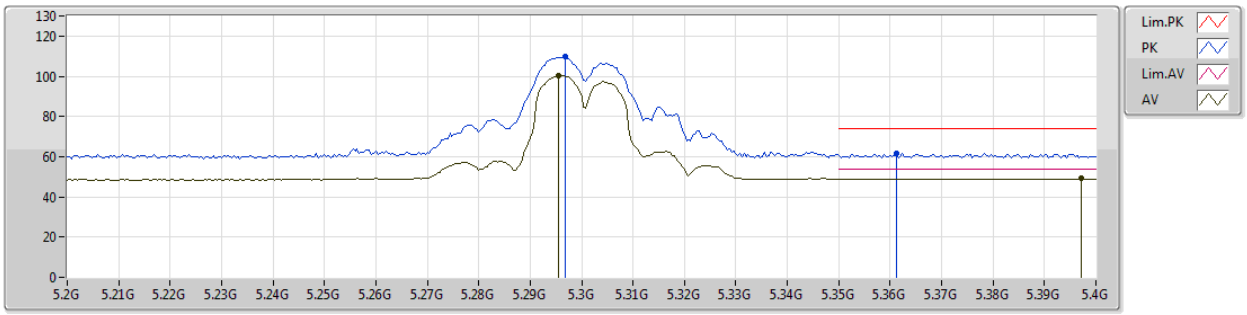

EUT Y_4TX
Setting 70
02-R-5-13
FSP
ANT 14

Type	Freq	Level	Limit	Margin	Factor	Dist	Condition	Azimuth	Height	Comments
	(Hz)	(dBuV/m)	(dBuV/m)	(dB)	(dB)	(m)		(°)	(m)	
PK	5.2968G	109.57	Inf	-Inf	8.31	3	Horizontal	277	2.26	-
AV	5.2956G	100.20	Inf	-Inf	8.30	3	Horizontal	277	2.26	-
PK	5.3612G	61.62	74.00	-12.38	8.39	3	Horizontal	277	2.26	-
AV	5.3972G	49.13	54.00	-4.87	8.44	3	Horizontal	277	2.26	-

802.11a_Nss1,(6Mbps)_4TX

5320MHz_TX

25/02/2019

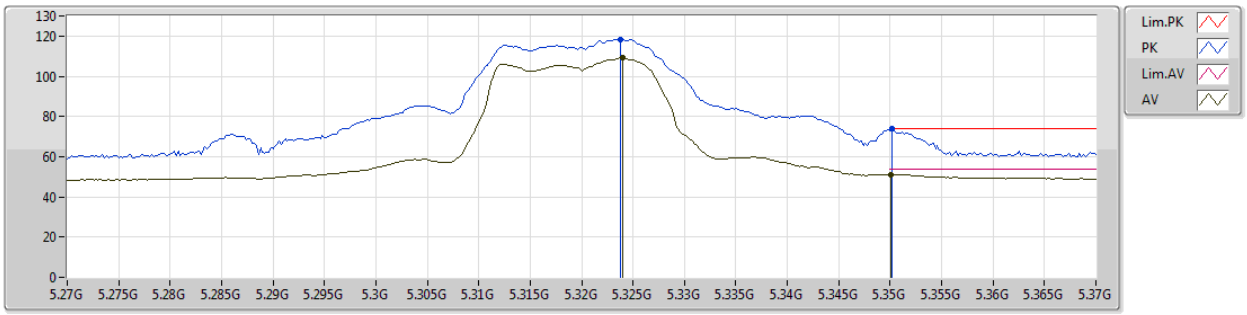

EUT Y_4TX
Setting 54
02-R-5-10
FSP
ANT 14

Type	Freq	Level	Limit	Margin	Factor	Dist	Condition	Azimuth	Height	Comments
	(Hz)	(dBuV/m)	(dBuV/m)	(dB)	(dB)	(m)		(°)	(m)	
PK	5.3238G	118.40	Inf	-Inf	8.34	3	Vertical	345	2.42	-
AV	5.324G	109.25	Inf	-Inf	8.34	3	Vertical	345	2.42	-
AV	5.3501G	51.17	54.00	-2.83	8.38	3	Vertical	345	2.42	-
PK	5.3502G	73.76	74.00	-0.24	8.38	3	Vertical	345	2.42	-

802.11a_Nss1,(6Mbps)_4TX

5320MHz_TX

25/02/2019

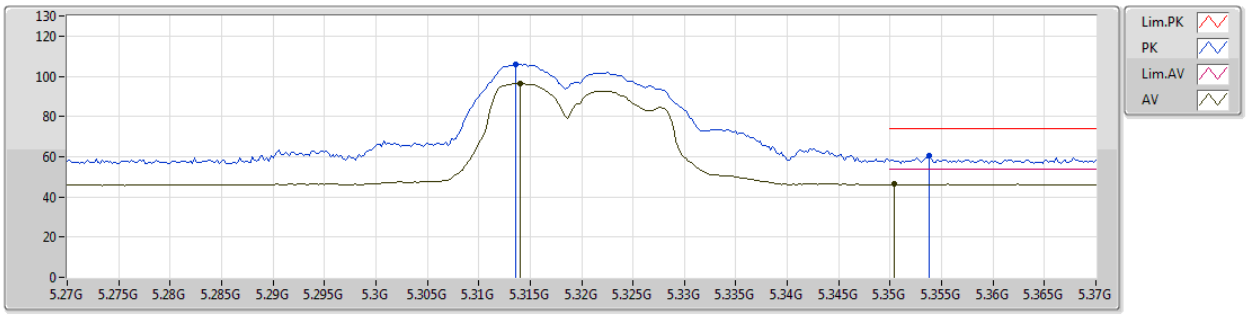

EUT Y_4TX
Setting 54
02-R-5-10
FSP
ANT 14

Type	Freq	Level	Limit	Margin	Factor	Dist	Condition	Azimuth	Height	Comments
	(Hz)	(dBuV/m)	(dBuV/m)	(dB)	(dB)	(m)		(°)	(m)	
PK	5.3136G	105.82	Inf	-Inf	8.32	3	Horizontal	296	2.30	-
AV	5.314G	96.54	Inf	-Inf	8.33	3	Horizontal	296	2.30	-
PK	5.3538G	60.49	74.00	-13.51	8.38	3	Horizontal	296	2.30	-
AV	5.3504G	46.44	54.00	-7.56	8.38	3	Horizontal	296	2.30	-

802.11a_Nss1,(6Mbps)_4TX

5500MHz_TX

25/02/2019

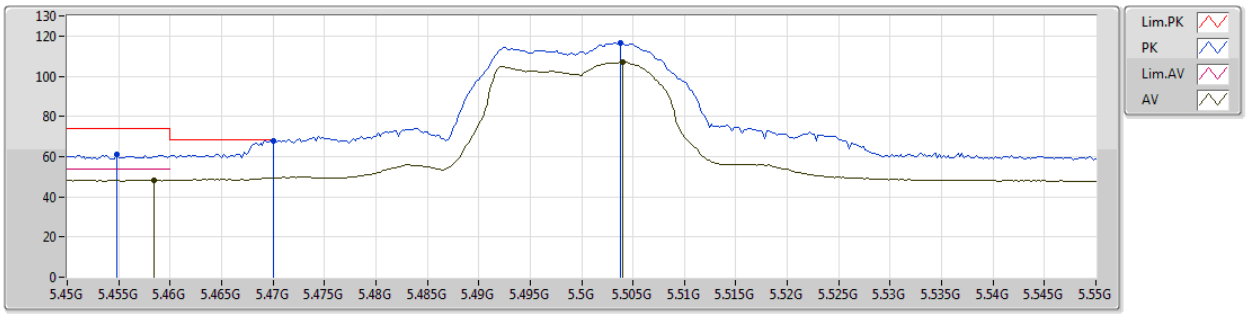

EUT Y_4TX
Setting 46
02-R-5-10
FSP
ANT 14

Type	Freq	Level	Limit	Margin	Factor	Dist	Condition	Azimuth	Height	Comments
	(Hz)	(dBuV/m)	(dBuV/m)	(dB)	(dB)	(m)		(°)	(m)	
PK	5.4548G	60.86	74.00	-13.14	8.54	3	Vertical	342	2.51	-
AV	5.4584G	48.32	54.00	-5.68	8.55	3	Vertical	342	2.51	-
PK	5.47G	67.96	68.20	-0.24	8.56	3	Vertical	342	2.51	-
PK	5.5038G	116.44	Inf	-Inf	8.62	3	Vertical	342	2.51	-
AV	5.504G	107.13	Inf	-Inf	8.62	3	Vertical	342	2.51	-

802.11a_Nss1,(6Mbps)_4TX

5500MHz_TX

25/02/2019

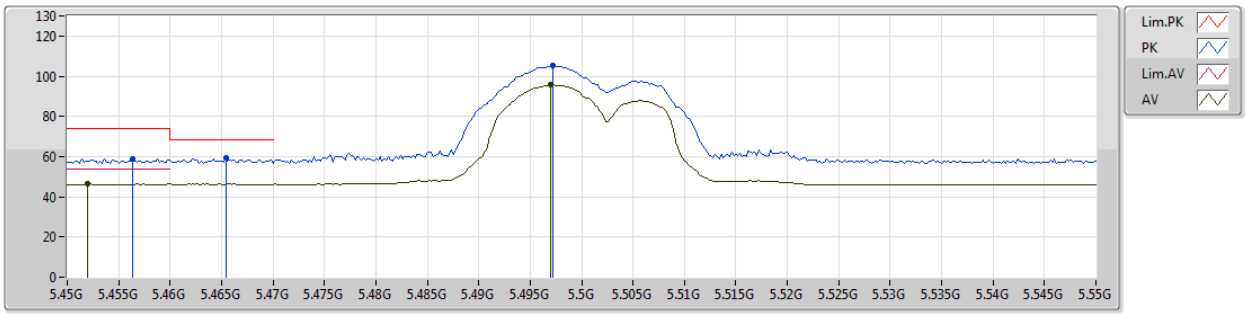

EUT Y_4TX
Setting 46
02-R-5-10
FSP
ANT 14

Type	Freq	Level	Limit	Margin	Factor	Dist	Condition	Azimuth	Height	Comments
	(Hz)	(dBuV/m)	(dBuV/m)	(dB)	(dB)	(m)		(°)	(m)	
PK	5.4564G	58.70	74.00	-15.30	8.54	3	Horizontal	284	2.38	-
AV	5.452G	46.41	54.00	-7.59	8.54	3	Horizontal	284	2.38	-
PK	5.4654G	59.14	68.20	-9.06	8.56	3	Horizontal	284	2.38	-
PK	5.4972G	105.27	Inf	-Inf	8.62	3	Horizontal	284	2.38	-
AV	5.497G	95.67	Inf	-Inf	8.62	3	Horizontal	284	2.38	-

802.11a_Nss1,(6Mbps)_4TX

5580MHz_TX

25/02/2019

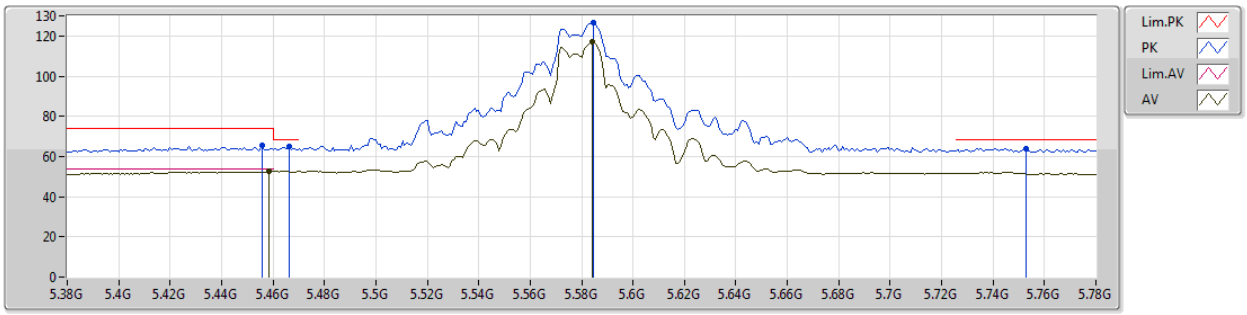

EUT Y_4TX
Setting 87
02-R-5-13
FSP
ANT 14

Type	Freq	Level	Limit	Margin	Factor	Dist	Condition	Azimuth	Height	Comments
	(Hz)	(dBuV/m)	(dBuV/m)	(dB)	(dB)	(m)		(°)	(m)	
PK	5.456G	65.51	74.00	-8.49	8.54	3	Vertical	349	2.45	-
AV	5.4584G	52.40	54.00	-1.60	8.55	3	Vertical	349	2.45	-
PK	5.4664G	64.82	68.20	-3.38	8.56	3	Vertical	349	2.45	-
PK	5.5848G	126.42	Inf	-Inf	8.64	3	Vertical	349	2.45	-
AV	5.584G	117.01	Inf	-Inf	8.64	3	Vertical	349	2.45	-
PK	5.7528G	63.98	68.20	-4.22	8.83	3	Vertical	349	2.45	-

802.11a_Nss1,(6Mbps)_4TX

5580MHz_TX

25/02/2019

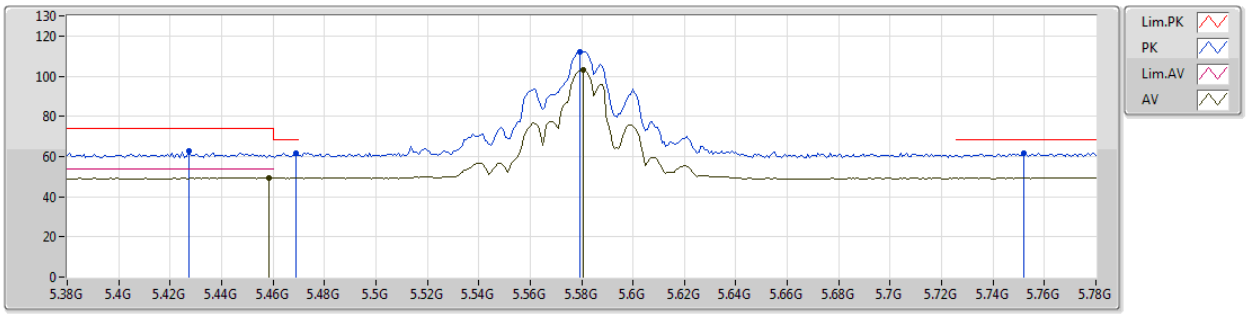

EUT Y_4TX
Setting 87
02-R-5-13
FSP
ANT 14

Type	Freq	Level	Limit	Margin	Factor	Dist	Condition	Azimuth	Height	Comments
	(Hz)	(dBuV/m)	(dBuV/m)	(dB)	(dB)	(m)		(°)	(m)	
PK	5.4272G	62.58	74.00	-11.42	8.50	3	Horizontal	297	2.32	-
AV	5.4584G	49.41	54.00	-4.59	8.55	3	Horizontal	297	2.32	-
PK	5.4688G	61.59	68.20	-6.61	8.56	3	Horizontal	297	2.32	-
PK	5.5792G	112.30	Inf	-Inf	8.64	3	Horizontal	297	2.32	-
AV	5.5808G	102.92	Inf	-Inf	8.64	3	Horizontal	297	2.32	-
PK	5.752G	61.67	68.20	-6.53	8.83	3	Horizontal	297	2.32	-

802.11a_Nss1,(6Mbps)_4TX

5700MHz_TX

25/02/2019

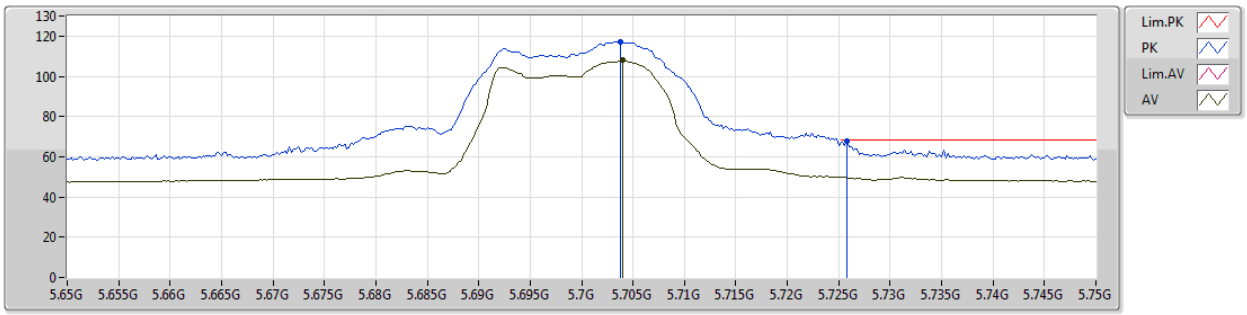

EUT Y_4TX
Setting 42
02-R-5-10
FSP
ANT 14

Type	Freq	Level	Limit	Margin	Factor	Dist	Condition	Azimuth	Height	Comments
	(Hz)	(dBuV/m)	(dBuV/m)	(dB)	(dB)	(m)		(°)	(m)	
PK	5.7038G	117.21	Inf	-Inf	8.77	3	Vertical	334	2.38	-
AV	5.704G	108.02	Inf	-Inf	8.78	3	Vertical	334	2.38	-
PK	5.7258G	68.00	68.20	-0.20	8.80	3	Vertical	334	2.38	-

802.11a_Nss1,(6Mbps)_4TX

5700MHz_TX

25/02/2019

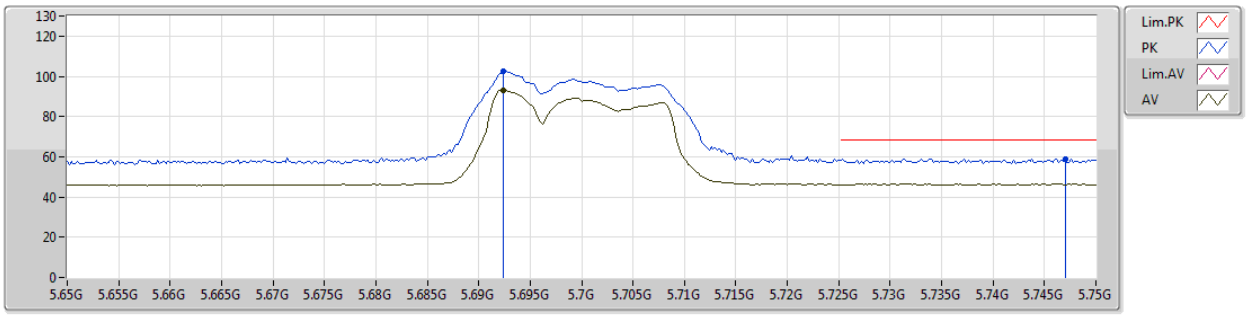

EUT Y_4TX
Setting 42
02-R-5-10
FSP
ANT 14

Type	Freq	Level	Limit	Margin	Factor	Dist	Condition	Azimuth	Height	Comments
	(Hz)	(dBuV/m)	(dBuV/m)	(dB)	(dB)	(m)		(°)	(m)	
PK	5.6924G	102.41	Inf	-Inf	8.76	3	Horizontal	293	2.24	-
AV	5.6924G	93.22	Inf	-Inf	8.76	3	Horizontal	293	2.24	-
PK	5.747G	58.97	68.20	-9.23	8.82	3	Horizontal	293	2.24	-

802.11a_Nss1,(6Mbps)_4TX

25/02/2019

5720MHz Straddle 5.47-5.725GHz_TX

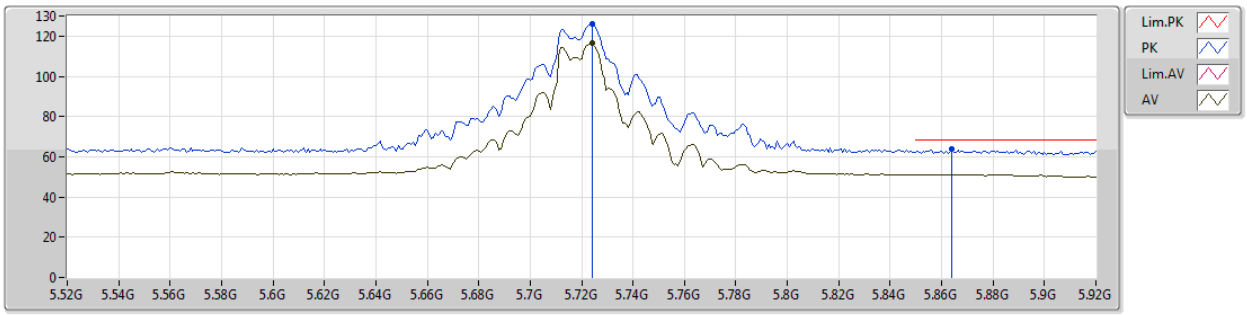

EUT Y_4TX
Setting 80
02-R-5-13
FSP
ANT 14

Type	Freq	Level	Limit	Margin	Factor	Dist	Condition	Azimuth	Height	Comments
	(Hz)	(dBuV/m)	(dBuV/m)	(dB)	(dB)	(m)		(°)	(m)	
PK	5.724G	126.06	Inf	-Inf	8.79	3	Vertical	353	2.37	-
AV	5.724G	116.58	Inf	-Inf	8.79	3	Vertical	353	2.37	-
PK	5.864G	63.71	68.20	-4.49	8.86	3	Vertical	353	2.37	-

802.11a_Nss1,(6Mbps)_4TX

25/02/2019

5720MHz Straddle 5.47-5.725GHz_TX

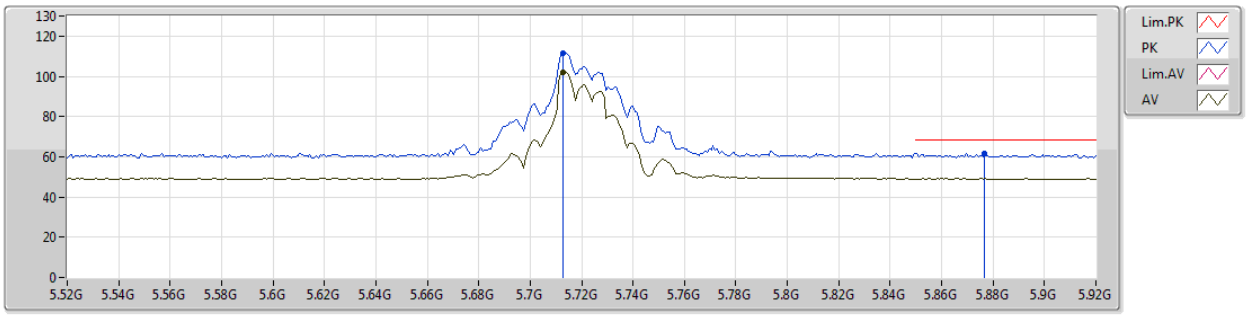

EUT Y_4TX
Setting 80
02-R-5-13
FSP
ANT 14

Type	Freq	Level	Limit	Margin	Factor	Dist	Condition	Azimuth	Height	Comments
	(Hz)	(dBuV/m)	(dBuV/m)	(dB)	(dB)	(m)		(°)	(m)	
PK	5.7128G	111.41	Inf	-Inf	8.78	3	Horizontal	315	2.03	-
AV	5.7128G	101.84	Inf	-Inf	8.78	3	Horizontal	315	2.03	-
PK	5.8768G	61.63	68.20	-6.57	8.87	3	Horizontal	315	2.03	-

802.11ax HEW20_Nss1,(MCS0)_4TX

5260MHz_TX

25/02/2019

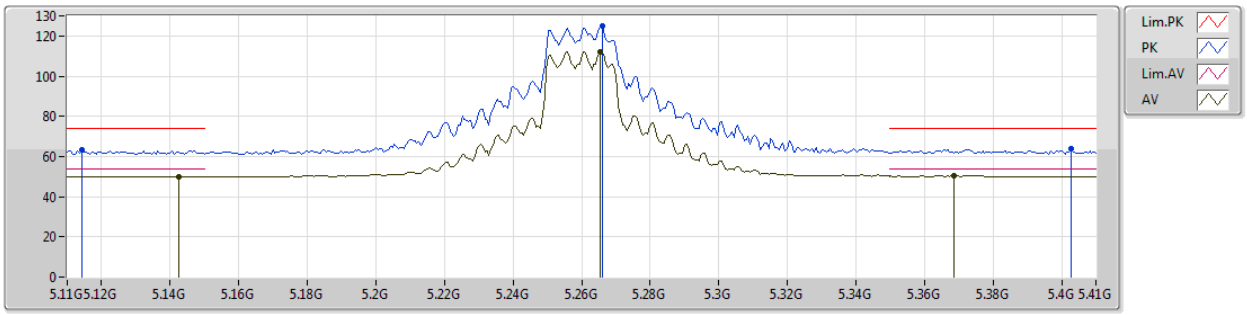

EUT Y_4TX
Setting 70
02-R-5-13
FSP
ANT 14

Type	Freq	Level	Limit	Margin	Factor	Dist	Condition	Azimuth	Height	Comments
	(Hz)	(dBuV/m)	(dBuV/m)	(dB)	(dB)	(m)		(°)	(m)	
PK	5.1142G	63.39	74.00	-10.61	7.97	3	Vertical	351	2.44	-
AV	5.1424G	49.97	54.00	-4.03	8.04	3	Vertical	351	2.44	-
PK	5.266G	125.18	Inf	-Inf	8.26	3	Vertical	351	2.44	-
AV	5.2654G	112.18	Inf	-Inf	8.26	3	Vertical	351	2.44	-
PK	5.4028G	63.69	74.00	-10.31	8.44	3	Vertical	351	2.44	-
AV	5.3686G	50.54	54.00	-3.46	8.40	3	Vertical	351	2.44	-

802.11ax HEW20_Nss1,(MCS0)_4TX

5260MHz_TX

25/02/2019

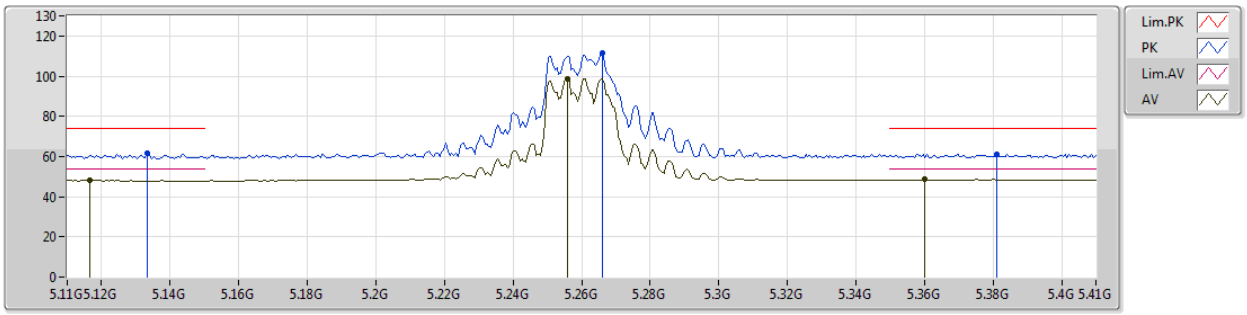

EUT Y_4TX
Setting 70
02-R-5-13
FSP
ANT 14

Type	Freq	Level	Limit	Margin	Factor	Dist	Condition	Azimuth	Height	Comments
	(Hz)	(dBuV/m)	(dBuV/m)	(dB)	(dB)	(m)		(°)	(m)	
PK	5.1334G	61.64	74.00	-12.36	8.02	3	Horizontal	287	2.25	-
AV	5.1166G	48.03	54.00	-5.97	7.97	3	Horizontal	287	2.25	-
PK	5.266G	111.31	Inf	-Inf	8.26	3	Horizontal	287	2.25	-
AV	5.2558G	98.84	Inf	-Inf	8.25	3	Horizontal	287	2.25	-
PK	5.3812G	61.19	74.00	-12.81	8.42	3	Horizontal	287	2.25	-
AV	5.3602G	48.49	54.00	-5.51	8.39	3	Horizontal	287	2.25	-

802.11ax HEW20_Nss1,(MCS0)_4TX

5300MHz_TX

25/02/2019

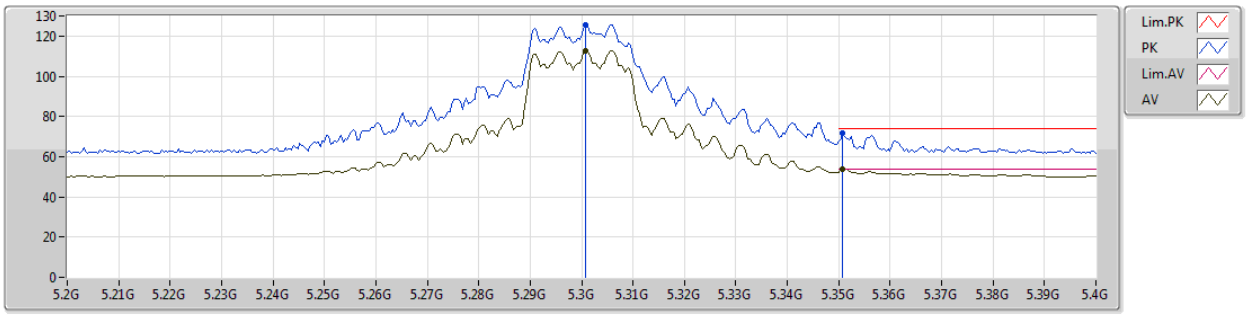

EUT Y_4TX
Setting 69
02-R-5-13
FSP
ANT 14

Type	Freq	Level	Limit	Margin	Factor	Dist	Condition	Azimuth	Height	Comments
	(Hz)	(dBuV/m)	(dBuV/m)	(dB)	(dB)	(m)		(°)	(m)	
PK	5.3008G	125.70	Inf	-Inf	8.31	3	Vertical	355	2.41	-
AV	5.3008G	112.83	Inf	-Inf	8.31	3	Vertical	355	2.41	-
PK	5.3508G	71.51	74.00	-2.49	8.38	3	Vertical	355	2.41	-
AV	5.3508G	53.80	54.00	-0.20	8.38	3	Vertical	355	2.41	-

802.11ax HEW20_Nss1,(MCS0)_4TX

5300MHz_TX

25/02/2019

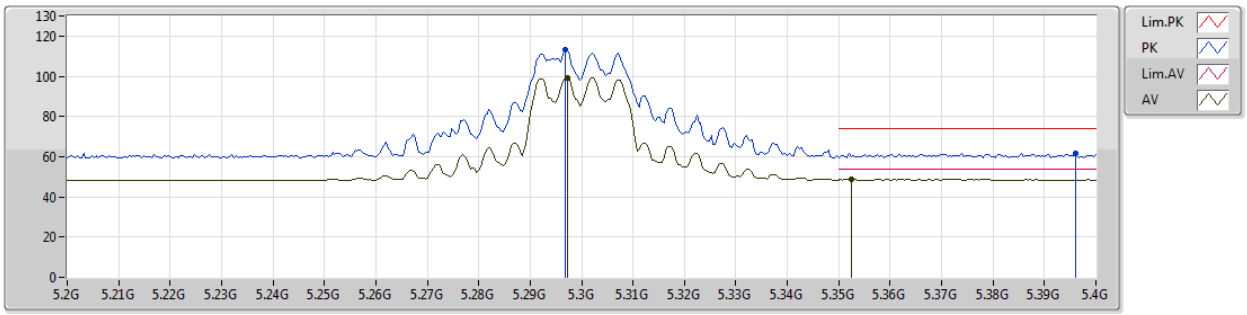

EUT Y_4TX
Setting 69
02-R-5-13
FSP
ANT 14

Type	Freq	Level	Limit	Margin	Factor	Dist	Condition	Azimuth	Height	Comments
	(Hz)	(dBuV/m)	(dBuV/m)	(dB)	(dB)	(m)		(°)	(m)	
PK	5.2968G	113.03	Inf	-Inf	8.31	3	Horizontal	306	2.17	-
AV	5.2972G	99.33	Inf	-Inf	8.31	3	Horizontal	306	2.17	-
PK	5.396G	61.52	74.00	-12.48	8.44	3	Horizontal	306	2.17	-
AV	5.3524G	48.66	54.00	-5.34	8.38	3	Horizontal	306	2.17	-

802.11ax HEW20_Nss1,(MCS0)_4TX

5320MHz_TX

25/02/2019

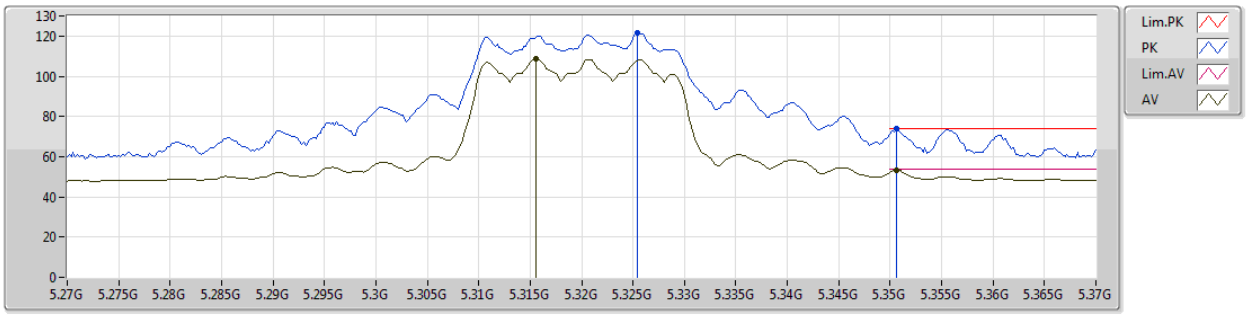

EUT Y_4TX
Setting 54
02-R-5-10
FSP
ANT 14

Type	Freq	Level	Limit	Margin	Factor	Dist	Condition	Azimuth	Height	Comments
	(Hz)	(dBuV/m)	(dBuV/m)	(dB)	(dB)	(m)		(°)	(m)	
PK	5.3254G	121.33	Inf	-Inf	8.35	3	Vertical	355	2.29	-
AV	5.3156G	108.45	Inf	-Inf	8.33	3	Vertical	355	2.29	-
PK	5.3506G	73.76	74.00	-0.24	8.38	3	Vertical	355	2.29	-
AV	5.3506G	53.44	54.00	-0.56	8.38	3	Vertical	355	2.29	-

802.11ax HEW20_Nss1,(MCS0)_4TX

5320MHz_TX

25/02/2019

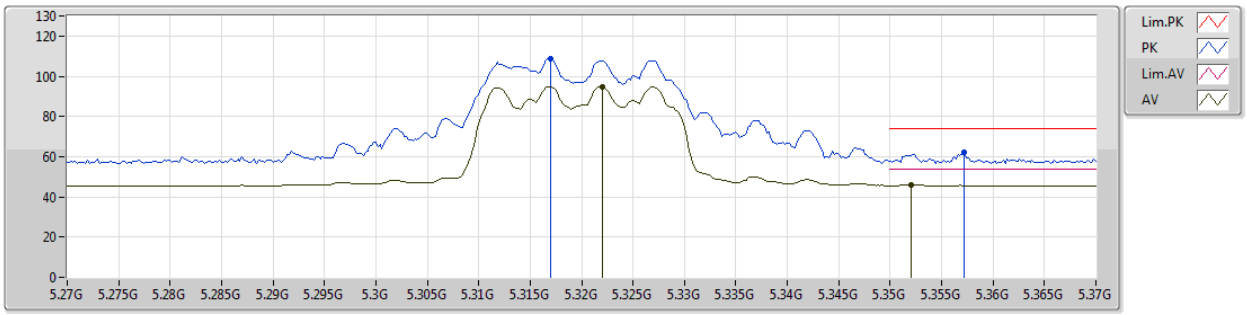

EUT Y_4TX
Setting 54
02-R-5-10
FSP
ANT 14

Type	Freq	Level	Limit	Margin	Factor	Dist	Condition	Azimuth	Height	Comments
	(Hz)	(dBuV/m)	(dBuV/m)	(dB)	(dB)	(m)		(°)	(m)	
PK	5.317G	108.70	Inf	-Inf	8.33	3	Horizontal	294	2.26	-
AV	5.322G	94.96	Inf	-Inf	8.33	3	Horizontal	294	2.26	-
PK	5.3572G	62.39	74.00	-11.61	8.38	3	Horizontal	294	2.26	-
AV	5.352G	46.13	54.00	-7.87	8.38	3	Horizontal	294	2.26	-

802.11ax HEW20_Nss1,(MCS0)_4TX

5500MHz_TX

25/02/2019

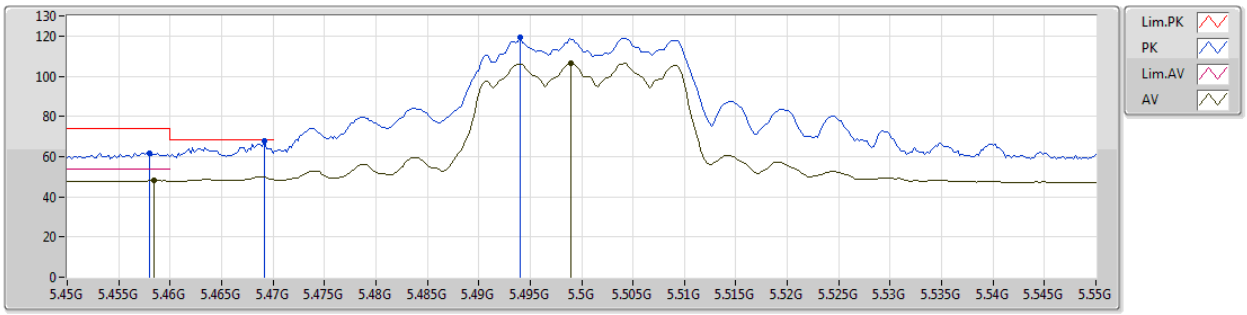

EUT Y_4TX
Setting 46
02-R-5-10
FSP
ANT 14

Type	Freq	Level	Limit	Margin	Factor	Dist	Condition	Azimuth	Height	Comments
	(Hz)	(dBuV/m)	(dBuV/m)	(dB)	(dB)	(m)		(°)	(m)	
PK	5.458G	61.86	74.00	-12.14	8.55	3	Vertical	348	2.38	-
AV	5.4584G	48.05	54.00	-5.95	8.55	3	Vertical	348	2.38	-
PK	5.4692G	67.97	68.20	-0.23	8.56	3	Vertical	348	2.38	-
PK	5.494G	119.43	Inf	-Inf	8.61	3	Vertical	348	2.38	-
AV	5.499G	106.26	Inf	-Inf	8.62	3	Vertical	348	2.38	-

802.11ax HEW20_Nss1,(MCS0)_4TX

5500MHz_TX

25/02/2019

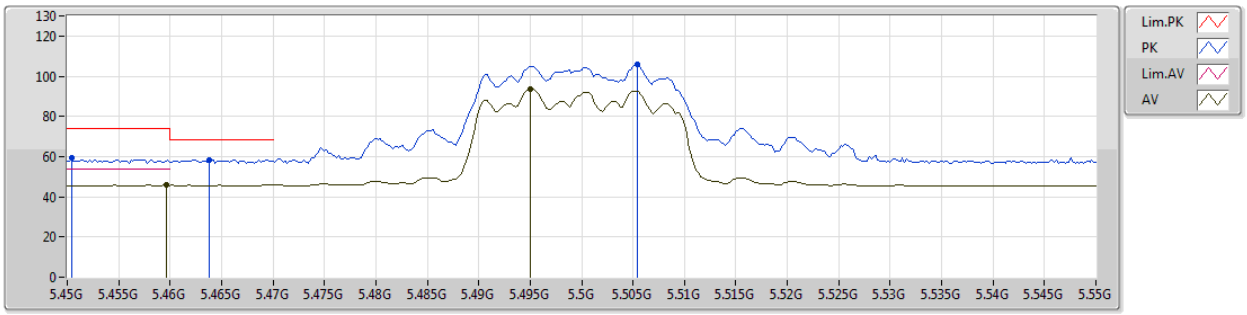

EUT Y_4TX
Setting 46
02-R-5-10
FSP
ANT 14

Type	Freq	Level	Limit	Margin	Factor	Dist	Condition	Azimuth	Height	Comments
	(Hz)	(dBuV/m)	(dBuV/m)	(dB)	(dB)	(m)		(°)	(m)	
PK	5.4504G	59.65	74.00	-14.35	8.54	3	Horizontal	300	2.13	-
AV	5.4596G	45.73	54.00	-8.27	8.55	3	Horizontal	300	2.13	-
PK	5.4638G	58.45	68.20	-9.75	8.55	3	Horizontal	300	2.13	-
PK	5.5054G	105.94	Inf	-Inf	8.62	3	Horizontal	300	2.13	-
AV	5.495G	93.50	Inf	-Inf	8.61	3	Horizontal	300	2.13	-

802.11ax HEW20_Nss1,(MCS0)_4TX

5580MHz_TX

25/02/2019

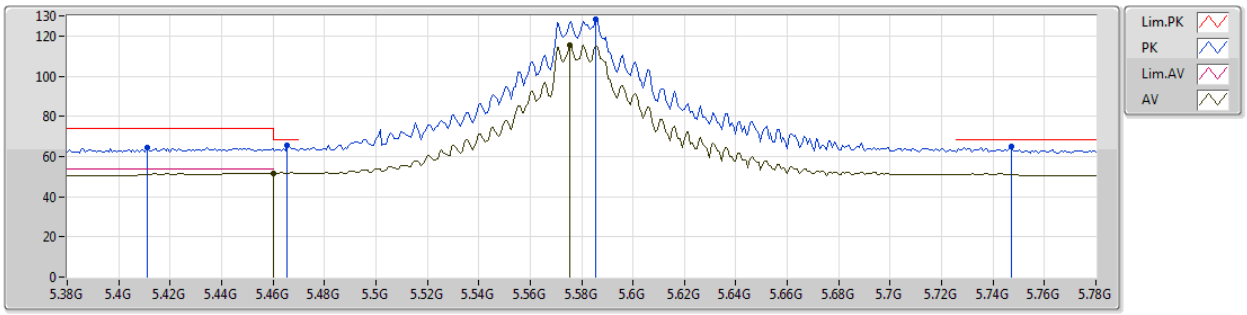

EUT Y_4TX
Setting 88
02-R-5-13
FSP
ANT 14

Type	Freq	Level	Limit	Margin	Factor	Dist	Condition	Azimuth	Height	Comments
	(Hz)	(dBuV/m)	(dBuV/m)	(dB)	(dB)	(m)		(°)	(m)	
PK	5.4112G	64.63	74.00	-9.37	8.45	3	Vertical	355	2.43	-
AV	5.46G	51.59	54.00	-2.41	8.55	3	Vertical	355	2.43	-
PK	5.4656G	65.37	68.20	-2.83	8.56	3	Vertical	355	2.43	-
PK	5.5856G	128.39	Inf	-Inf	8.64	3	Vertical	355	2.43	-
AV	5.5752G	115.60	Inf	-Inf	8.64	3	Vertical	355	2.43	-
PK	5.7472G	64.73	68.20	-3.47	8.82	3	Vertical	355	2.43	-

802.11ax HEW20_Nss1,(MCS0)_4TX

5580MHz_TX

25/02/2019

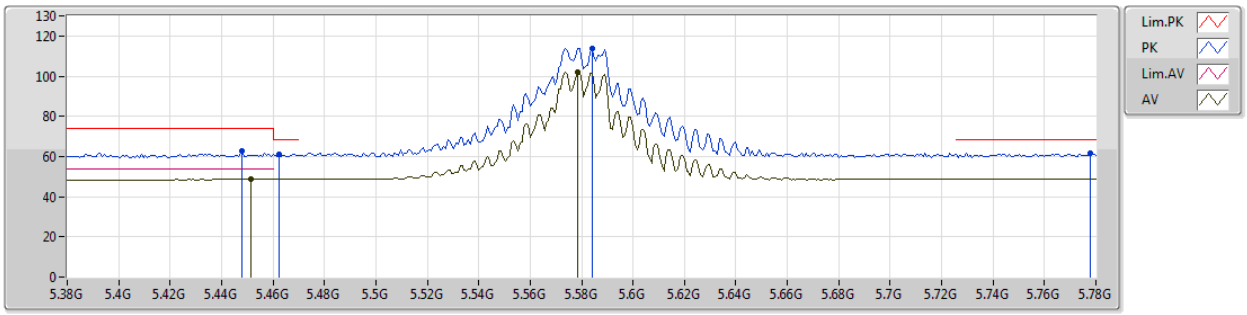

EUT Y_4TX
Setting 88
02-R-5-13
FSP
ANT 14

Type	Freq	Level	Limit	Margin	Factor	Dist	Condition	Azimuth	Height	Comments
	(Hz)	(dBuV/m)	(dBuV/m)	(dB)	(dB)	(m)		(°)	(m)	
PK	5.448G	62.56	74.00	-11.44	8.52	3	Horizontal	321	2.14	-
AV	5.4512G	48.66	54.00	-5.34	8.54	3	Horizontal	321	2.14	-
PK	5.4624G	61.16	68.20	-7.04	8.55	3	Horizontal	321	2.14	-
PK	5.584G	113.74	Inf	-Inf	8.64	3	Horizontal	321	2.14	-
AV	5.5784G	101.92	Inf	-Inf	8.64	3	Horizontal	321	2.14	-
PK	5.7776G	61.52	68.20	-6.68	8.86	3	Horizontal	321	2.14	-

802.11ax HEW20_Nss1,(MCS0)_4TX

5700MHz_TX

25/02/2019

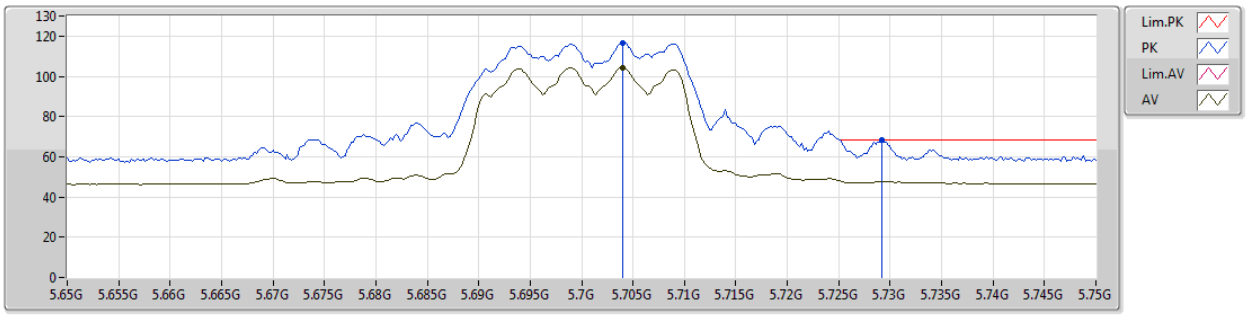

EUT Y_4TX
Setting 34
02-R-5-10
FSP
ANT 14

Type	Freq	Level	Limit	Margin	Factor	Dist	Condition	Azimuth	Height	Comments
	(Hz)	(dBuV/m)	(dBuV/m)	(dB)	(dB)	(m)		(°)	(m)	
PK	5.704G	116.82	Inf	-Inf	8.78	3	Vertical	23	2.46	-
AV	5.704G	104.12	Inf	-Inf	8.78	3	Vertical	23	2.46	-
PK	5.7292G	68.15	68.20	-0.05	8.81	3	Vertical	23	2.46	-

802.11ax HEW20_Nss1,(MCS0)_4TX

5700MHz_TX

25/02/2019

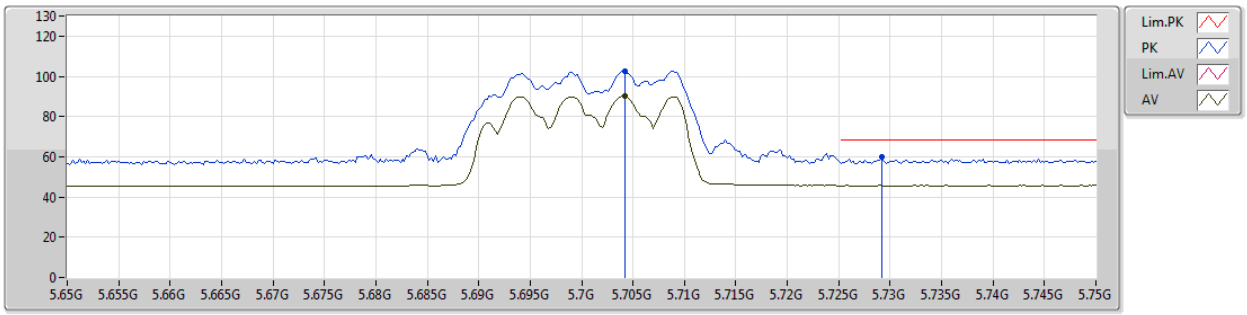

EUT Y_4TX
Setting 34
02-R-5-10
FSP
ANT 14

Type	Freq	Level	Limit	Margin	Factor	Dist	Condition	Azimuth	Height	Comments
	(Hz)	(dBuV/m)	(dBuV/m)	(dB)	(dB)	(m)		(°)	(m)	
PK	5.7042G	102.55	Inf	-Inf	8.78	3	Horizontal	325	2.18	-
AV	5.7042G	90.09	Inf	-Inf	8.78	3	Horizontal	325	2.18	-
PK	5.7292G	60.15	68.20	-8.05	8.81	3	Horizontal	325	2.18	-

802.11ax HEW20_Nss1,(MCS0)_4TX

5720MHz Straddle 5.47-5.725GHz_TX

25/02/2019

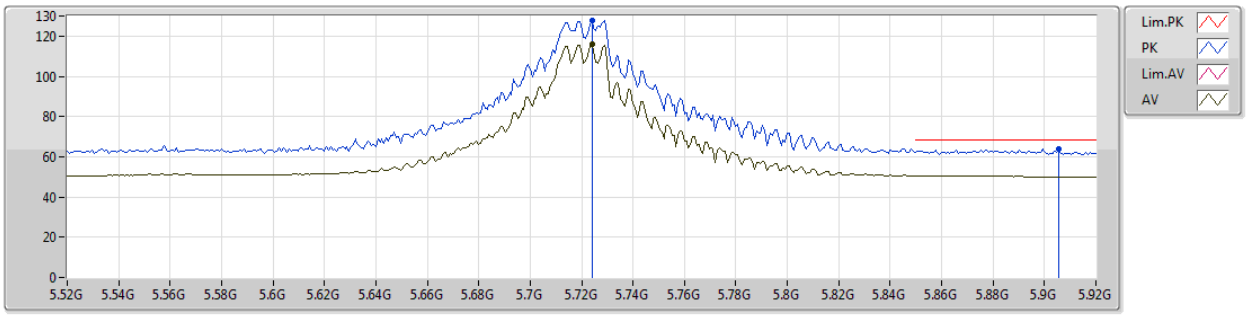

EUT Y_4TX
Setting 85
02-R-5-13
FSP
ANT 14

Type	Freq	Level	Limit	Margin	Factor	Dist	Condition	Azimuth	Height	Comments
	(Hz)	(dBuV/m)	(dBuV/m)	(dB)	(dB)	(m)		(°)	(m)	
PK	5.724G	127.71	Inf	-Inf	8.79	3	Vertical	351	2.33	-
AV	5.724G	115.78	Inf	-Inf	8.79	3	Vertical	351	2.33	-
PK	5.9056G	64.15	68.20	-4.05	8.86	3	Vertical	351	2.33	-

802.11ax HEW20_Nss1,(MCS0)_4TX

5720MHz Straddle 5.47-5.725GHz_TX

25/02/2019

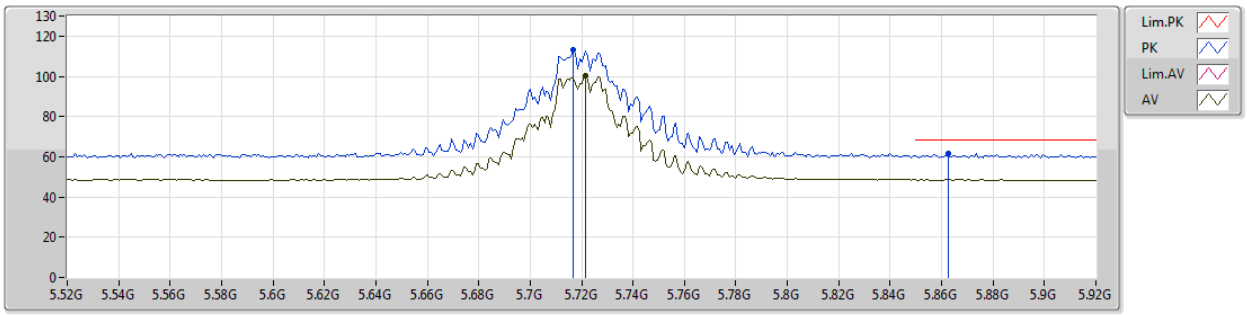

EUT Y_4TX
Setting 85
02-R-5-13
FSP
ANT 14

Type	Freq	Level	Limit	Margin	Factor	Dist	Condition	Azimuth	Height	Comments
	(Hz)	(dBuV/m)	(dBuV/m)	(dB)	(dB)	(m)		(°)	(m)	
PK	5.7168G	113.28	Inf	-Inf	8.78	3	Horizontal	316	2.27	-
AV	5.7216G	100.26	Inf	-Inf	8.79	3	Horizontal	316	2.27	-
PK	5.8624G	61.62	68.20	-6.58	8.86	3	Horizontal	316	2.27	-

802.11ax HEW40_Nss1,(MCS0)_4TX

5270MHz_TX

25/02/2019

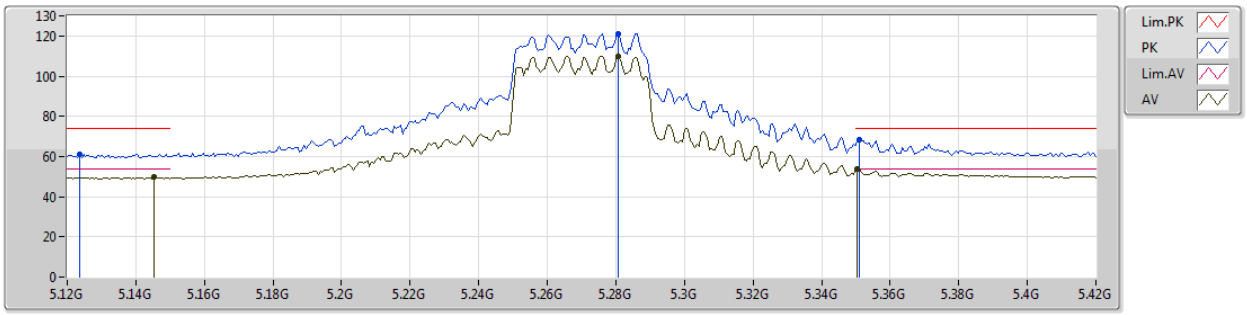

EUT Y_4TX
Setting 63
02-M-1-10
FSP
ANT 14

Type	Freq	Level	Limit	Margin	Factor	Dist	Condition	Azimuth	Height	Comments
	(Hz)	(dBuV/m)	(dBuV/m)	(dB)	(dB)	(m)		(°)	(m)	
PK	5.1236G	61.30	74.00	-12.70	7.99	3	Vertical	355	2.35	-
AV	5.1452G	49.61	54.00	-4.39	8.04	3	Vertical	355	2.35	-
PK	5.2808G	121.31	Inf	-Inf	8.28	3	Vertical	355	2.35	-
AV	5.2808G	110.10	Inf	-Inf	8.28	3	Vertical	355	2.35	-
PK	5.351G	68.64	74.00	-5.36	8.38	3	Vertical	355	2.35	-
AV	5.3504G	53.89	54.00	-0.11	8.38	3	Vertical	355	2.35	-

802.11ax HEW40_Nss1,(MCS0)_4TX

5270MHz_TX

25/02/2019

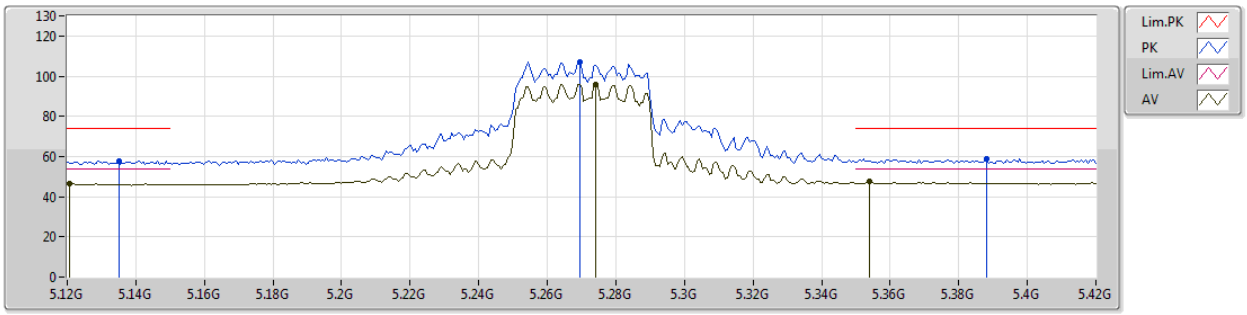

EUT Y_4TX
Setting 63
02-M-1-10
FSP
ANT 14

Type	Freq	Level	Limit	Margin	Factor	Dist	Condition	Azimuth	Height	Comments
	(Hz)	(dBuV/m)	(dBuV/m)	(dB)	(dB)	(m)		(°)	(m)	
PK	5.135G	57.70	74.00	-16.30	8.02	3	Horizontal	304	2.49	-
AV	5.1206G	46.34	54.00	-7.66	7.98	3	Horizontal	304	2.49	-
PK	5.2694G	107.20	Inf	-Inf	8.26	3	Horizontal	304	2.49	-
AV	5.2742G	96.00	Inf	-Inf	8.27	3	Horizontal	304	2.49	-
PK	5.3882G	58.95	74.00	-15.05	8.43	3	Horizontal	304	2.49	-
AV	5.354G	47.48	54.00	-6.52	8.38	3	Horizontal	304	2.49	-

802.11ax HEW40_Nss1,(MCS0)_4TX

5310MHz_TX

26/02/2019

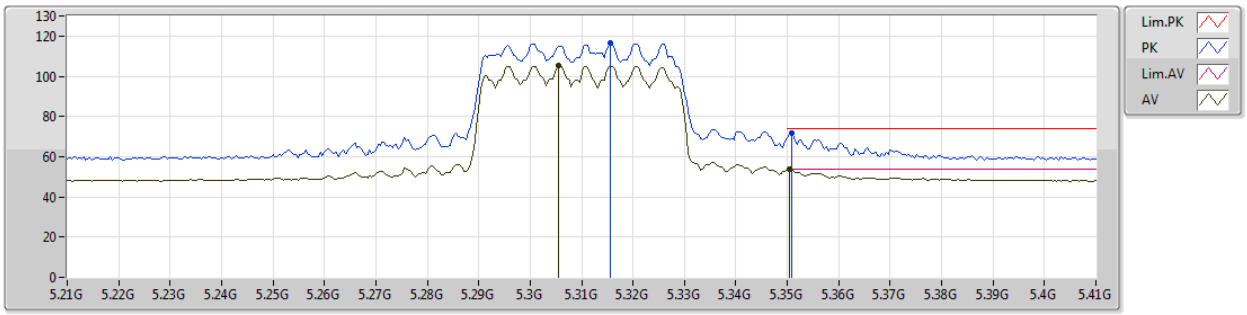

EUT Y_4TX
Setting 47
02-M-1-10
FSP
ANT 14

Type	Freq	Level	Limit	Margin	Factor	Dist	Condition	Azimuth	Height	Comments
	(Hz)	(dBuV/m)	(dBuV/m)	(dB)	(dB)	(m)		(°)	(m)	
PK	5.3156G	116.33	Inf	-Inf	8.33	3	Vertical	349	2.41	-
AV	5.3056G	105.52	Inf	-Inf	8.32	3	Vertical	349	2.41	-
PK	5.3508G	71.51	74.00	-2.49	8.38	3	Vertical	349	2.41	-
AV	5.3504G	53.84	54.00	-0.16	8.38	3	Vertical	349	2.41	-

802.11ax HEW40_Nss1,(MCS0)_4TX

5310MHz_TX

26/02/2019

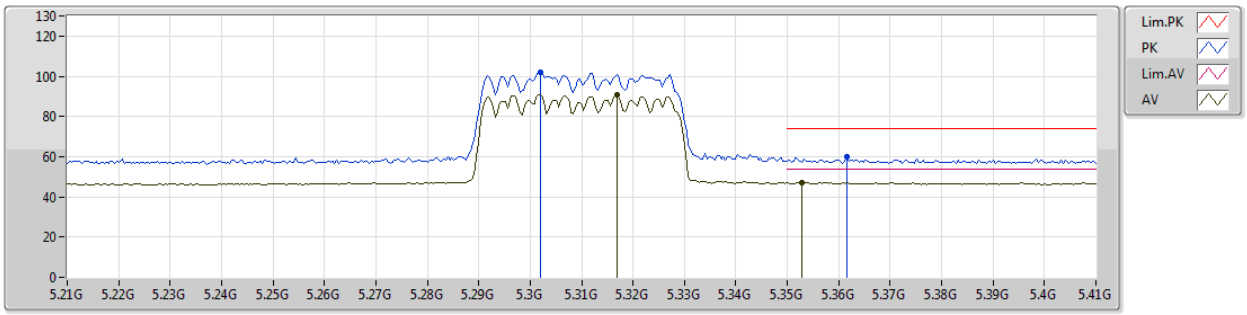

EUT Y_4TX
Setting 47
02-M-1-10
FSP
ANT 14

Type	Freq	Level	Limit	Margin	Factor	Dist	Condition	Azimuth	Height	Comments
	(Hz)	(dBuV/m)	(dBuV/m)	(dB)	(dB)	(m)		(°)	(m)	
PK	5.302G	102.08	Inf	-Inf	8.31	3	Horizontal	302	2.33	-
AV	5.3168G	90.99	Inf	-Inf	8.33	3	Horizontal	302	2.33	-
PK	5.3616G	59.76	74.00	-14.24	8.39	3	Horizontal	302	2.33	-
AV	5.3528G	47.03	54.00	-6.97	8.38	3	Horizontal	302	2.33	-

802.11ax HEW40_Nss1,(MCS0)_4TX

5510MHz_TX

25/02/2019

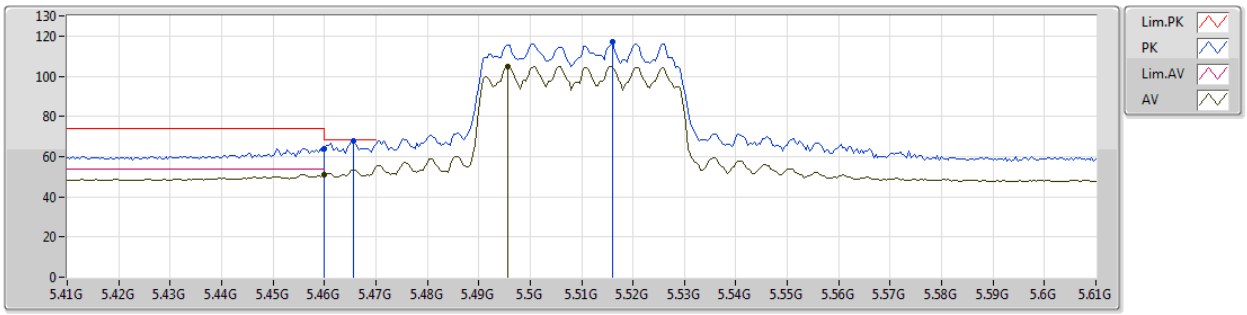

EUT Y_4TX
Setting 44
02-M-1-10
FSP
ANT 14

Type	Freq	Level	Limit	Margin	Factor	Dist	Condition	Azimuth	Height	Comments
	(Hz)	(dBuV/m)	(dBuV/m)	(dB)	(dB)	(m)		(°)	(m)	
PK	5.46G	64.10	74.00	-9.90	8.55	3	Vertical	346	2.38	-
AV	5.46G	51.23	54.00	-2.77	8.55	3	Vertical	346	2.38	-
PK	5.4656G	67.93	68.20	-0.27	8.56	3	Vertical	346	2.38	-
PK	5.516G	117.02	Inf	-Inf	8.62	3	Vertical	346	2.38	-
AV	5.4956G	104.90	Inf	-Inf	8.61	3	Vertical	346	2.38	-

802.11ax HEW40_Nss1,(MCS0)_4TX

5510MHz_TX

25/02/2019

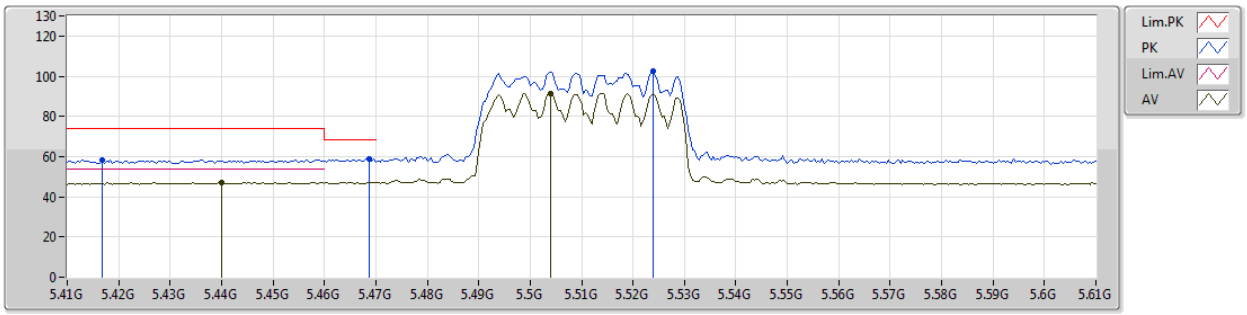

EUT Y_4TX
Setting 44
02-M-1-10
FSP
ANT 14

Type	Freq	Level	Limit	Margin	Factor	Dist	Condition	Azimuth	Height	Comments
	(Hz)	(dBuV/m)	(dBuV/m)	(dB)	(dB)	(m)		(°)	(m)	
PK	5.4168G	58.40	74.00	-15.60	8.47	3	Horizontal	301	2.26	-
AV	5.44G	47.19	54.00	-6.81	8.51	3	Horizontal	301	2.26	-
PK	5.4688G	58.82	68.20	-9.38	8.56	3	Horizontal	301	2.26	-
PK	5.524G	102.75	Inf	-Inf	8.62	3	Horizontal	301	2.26	-
AV	5.504G	91.50	Inf	-Inf	8.62	3	Horizontal	301	2.26	-

802.11ax HEW40_Nss1,(MCS0)_4TX

5550MHz_TX

25/02/2019

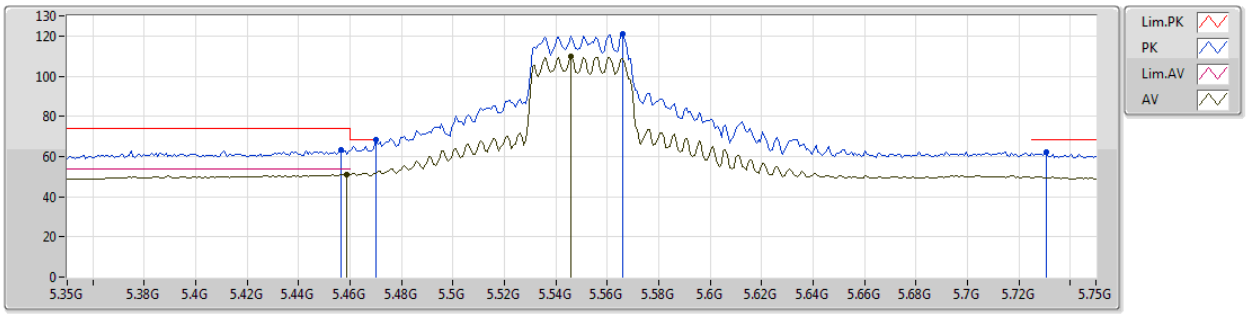

EUT Y_4TX
Setting 62
02-M-1-10
FSP
ANT 14

Type	Freq	Level	Limit	Margin	Factor	Dist	Condition	Azimuth	Height	Comments
	(Hz)	(dBuV/m)	(dBuV/m)	(dB)	(dB)	(m)		(°)	(m)	
PK	5.4564G	63.57	74.00	-10.43	8.54	3	Vertical	351	2.35	-
AV	5.4588G	51.08	54.00	-2.92	8.55	3	Vertical	351	2.35	-
PK	5.47G	68.09	68.20	-0.11	8.56	3	Vertical	351	2.35	-
PK	5.566G	121.25	Inf	-Inf	8.63	3	Vertical	351	2.35	-
AV	5.546G	109.58	Inf	-Inf	8.63	3	Vertical	351	2.35	-
PK	5.7308G	62.08	68.20	-6.12	8.81	3	Vertical	351	2.35	-

802.11ax HEW40_Nss1,(MCS0)_4TX

5550MHz_TX

25/02/2019

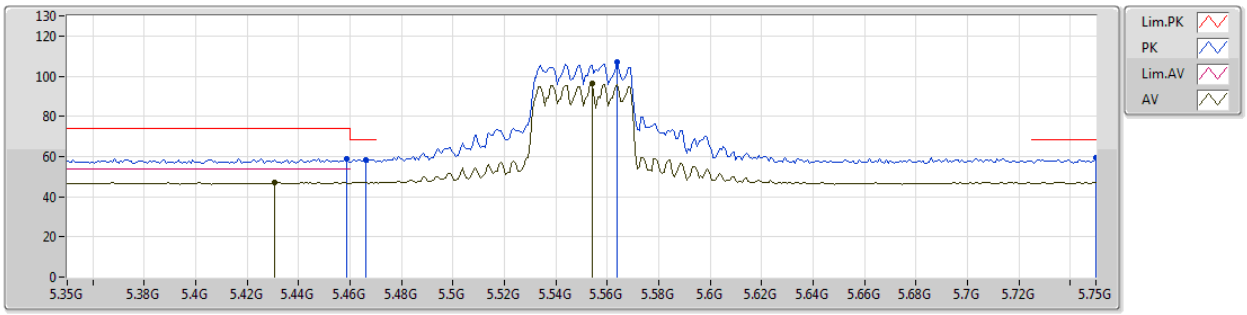

EUT Y_4TX
Setting 62
02-M-1-10
FSP
ANT 14

Type	Freq	Level	Limit	Margin	Factor	Dist	Condition	Azimuth	Height	Comments
	(Hz)	(dBuV/m)	(dBuV/m)	(dB)	(dB)	(m)		(°)	(m)	
PK	5.4588G	59.10	74.00	-14.90	8.55	3	Horizontal	317	2.33	-
AV	5.4308G	47.18	54.00	-6.82	8.50	3	Horizontal	317	2.33	-
PK	5.466G	58.50	68.20	-9.70	8.56	3	Horizontal	317	2.33	-
PK	5.5636G	107.16	Inf	-Inf	8.63	3	Horizontal	317	2.33	-
AV	5.554G	96.18	Inf	-Inf	8.63	3	Horizontal	317	2.33	-
PK	5.75G	59.60	68.20	-8.60	8.83	3	Horizontal	317	2.33	-

802.11ax HEW40_Nss1,(MCS0)_4TX

5670MHz_TX

25/02/2019

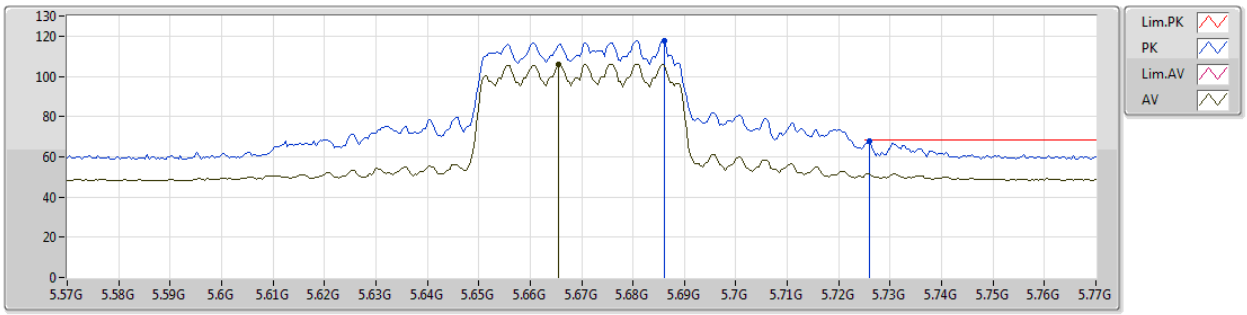

EUT Y_4TX
Setting 47
02-M-1-10
FSP
ANT 14

Type	Freq	Level	Limit	Margin	Factor	Dist	Condition	Azimuth	Height	Comments
	(Hz)	(dBuV/m)	(dBuV/m)	(dB)	(dB)	(m)		(°)	(m)	
PK	5.686G	117.84	Inf	-Inf	8.75	3	Vertical	350	2.28	-
AV	5.6656G	106.15	Inf	-Inf	8.72	3	Vertical	350	2.28	-
PK	5.726G	67.92	68.20	-0.28	8.80	3	Vertical	350	2.28	-

802.11ax HEW40_Nss1,(MCS0)_4TX

5670MHz_TX

25/02/2019

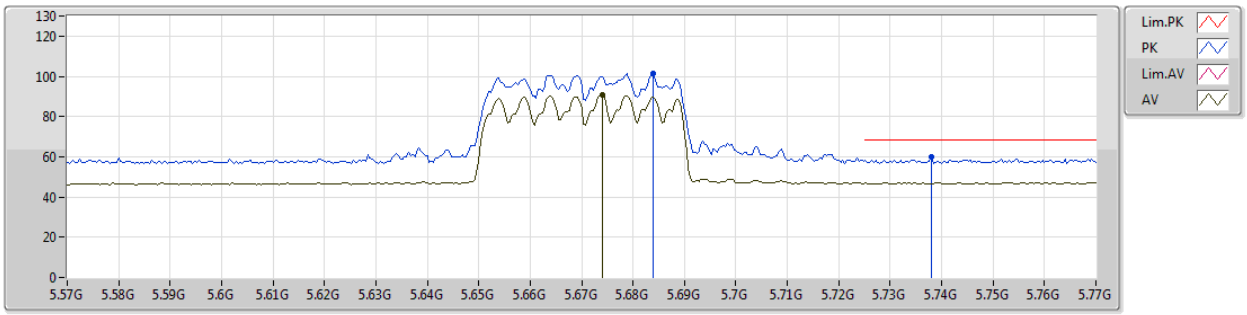

EUT Y_4TX
Setting 47
02-M-1-10
FSP
ANT 14

Type	Freq	Level	Limit	Margin	Factor	Dist	Condition	Azimuth	Height	Comments
	(Hz)	(dBuV/m)	(dBuV/m)	(dB)	(dB)	(m)		(°)	(m)	
PK	5.684G	101.45	Inf	-Inf	8.75	3	Horizontal	312	2.63	-
AV	5.674G	90.50	Inf	-Inf	8.73	3	Horizontal	312	2.63	-
PK	5.738G	59.74	68.20	-8.46	8.81	3	Horizontal	312	2.63	-

802.11ax HEW40_Nss1,(MCS0)_4TX

5710MHz Straddle 5.47-5.725GHz_TX

26/02/2019

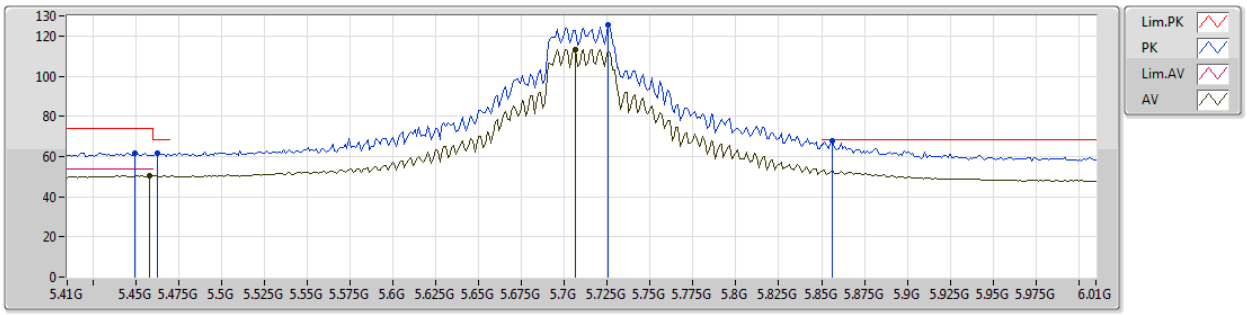

EUT Y_4TX
Setting 76
02-M-1-10
FSP
ANT 14

Type	Freq	Level	Limit	Margin	Factor	Dist	Condition	Azimuth	Height	Comments
	(Hz)	(dBuV/m)	(dBuV/m)	(dB)	(dB)	(m)		(°)	(m)	
PK	5.4496G	61.70	74.00	-12.30	8.52	3	Vertical	340	2.35	-
PK	5.4628G	61.54	68.20	-6.66	8.55	3	Vertical	340	2.35	-
AV	5.458G	50.46	54.00	-3.54	8.55	3	Vertical	340	2.35	-
PK	5.7256G	125.43	Inf	-Inf	8.80	3	Vertical	340	2.35	-
AV	5.7064G	113.44	Inf	-Inf	8.78	3	Vertical	340	2.35	-
PK	5.8564G	68.03	68.20	-0.17	8.86	3	Vertical	340	2.35	-

802.11ax HEW40_Nss1,(MCS0)_4TX

5710MHz Straddle 5.47-5.725GHz_TX

26/02/2019

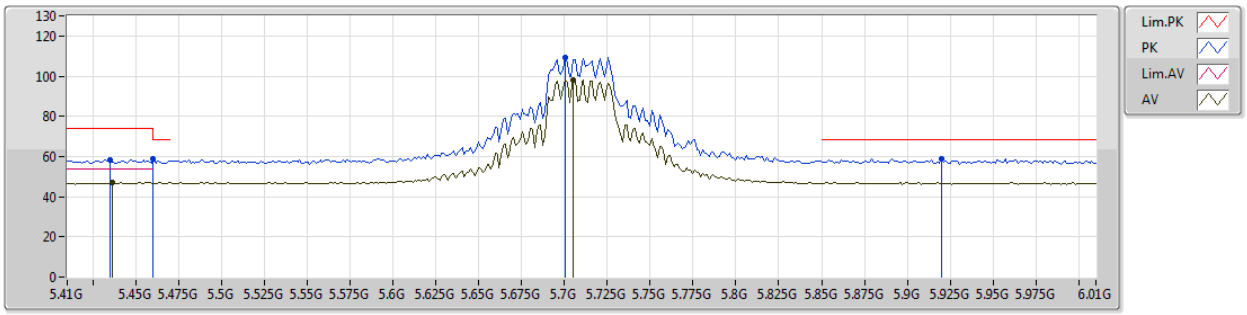

EUT Y_4TX
Setting 76
02-M-1-10
FSP
ANT 14

Type	Freq	Level	Limit	Margin	Factor	Dist	Condition	Azimuth	Height	Comments
	(Hz)	(dBuV/m)	(dBuV/m)	(dB)	(dB)	(m)		(°)	(m)	
PK	5.4352G	58.54	74.00	-15.46	8.51	3	Horizontal	306	2.96	-
AV	5.4364G	46.97	54.00	-7.03	8.51	3	Horizontal	306	2.96	-
PK	5.46G	59.01	74.00	-14.99	8.55	3	Horizontal	306	2.96	-
PK	5.7004G	109.19	Inf	-Inf	8.77	3	Horizontal	306	2.96	-
AV	5.7052G	98.34	Inf	-Inf	8.78	3	Horizontal	306	2.96	-
PK	5.92G	58.87	68.20	-9.33	8.85	3	Horizontal	306	2.96	-

802.11ax HEW80_Nss1,(MCS0)_4TX

5290MHz_TX

25/02/2019

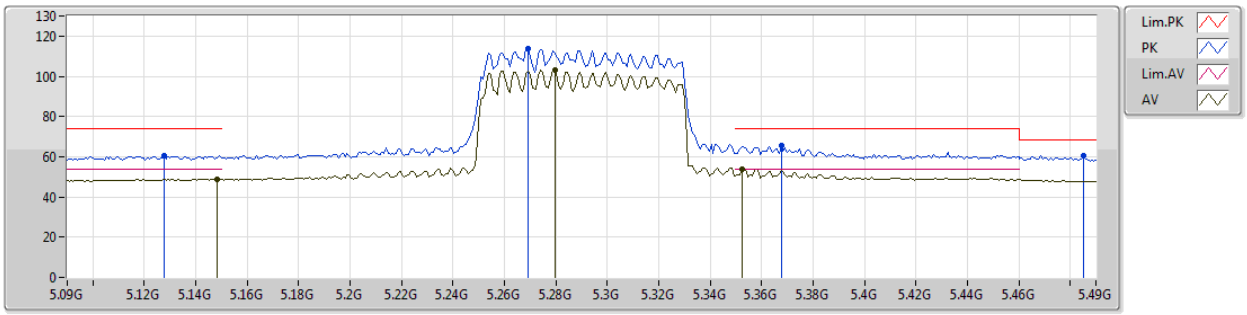

EUT Y_4TX
Setting 47
02-M-1-10
FSP
ANT 14

Type	Freq	Level	Limit	Margin	Factor	Dist	Condition	Azimuth	Height	Comments
	(Hz)	(dBuV/m)	(dBuV/m)	(dB)	(dB)	(m)		(°)	(m)	
PK	5.1276G	60.29	74.00	-13.71	8.00	3	Vertical	335	2.34	-
AV	5.1484G	48.91	54.00	-5.09	8.04	3	Vertical	335	2.34	-
PK	5.2692G	113.72	Inf	-Inf	8.26	3	Vertical	335	2.34	-
AV	5.2796G	103.27	Inf	-Inf	8.28	3	Vertical	335	2.34	-
PK	5.4852G	60.77	68.20	-7.43	8.60	3	Vertical	335	2.34	-
AV	5.3524G	53.85	54.00	-0.15	8.38	3	Vertical	335	2.34	-
PK	5.3676G	65.42	74.00	-8.58	8.39	3	Vertical	335	2.34	-

802.11ax HEW80_Nss1,(MCS0)_4TX

5290MHz_TX

25/02/2019

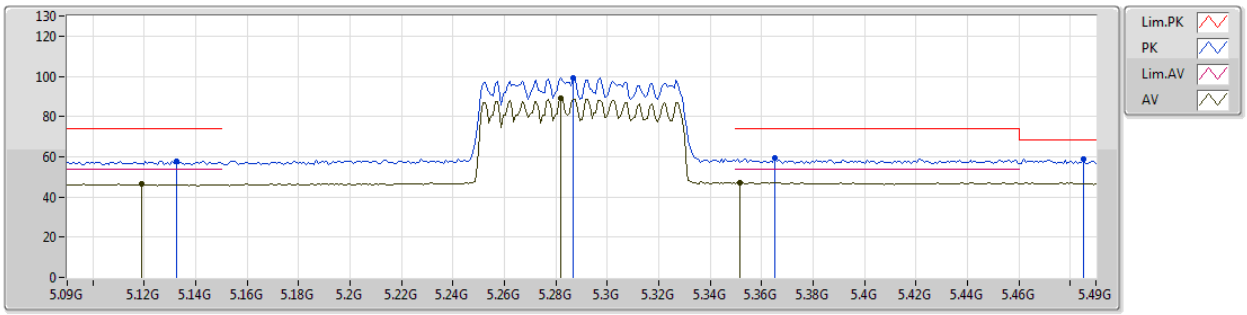

EUT Y_4TX
Setting 47
02-M-1-10
FSP
ANT 14

Type	Freq	Level	Limit	Margin	Factor	Dist	Condition	Azimuth	Height	Comments
	(Hz)	(dBuV/m)	(dBuV/m)	(dB)	(dB)	(m)		(°)	(m)	
PK	5.1324G	57.83	74.00	-16.17	8.02	3	Horizontal	293	2.39	-
AV	5.1188G	46.28	54.00	-7.72	7.98	3	Horizontal	293	2.39	-
PK	5.2868G	99.14	Inf	-Inf	8.29	3	Horizontal	293	2.39	-
AV	5.282G	89.04	Inf	-Inf	8.28	3	Horizontal	293	2.39	-
PK	5.3652G	59.24	74.00	-14.76	8.39	3	Horizontal	293	2.39	-
AV	5.3516G	47.11	54.00	-6.89	8.38	3	Horizontal	293	2.39	-
PK	5.4852G	58.98	68.20	-9.22	8.60	3	Horizontal	293	2.39	-

802.11ax HEW80_Nss1,(MCS0)_4TX

5530MHz_TX

25/02/2019

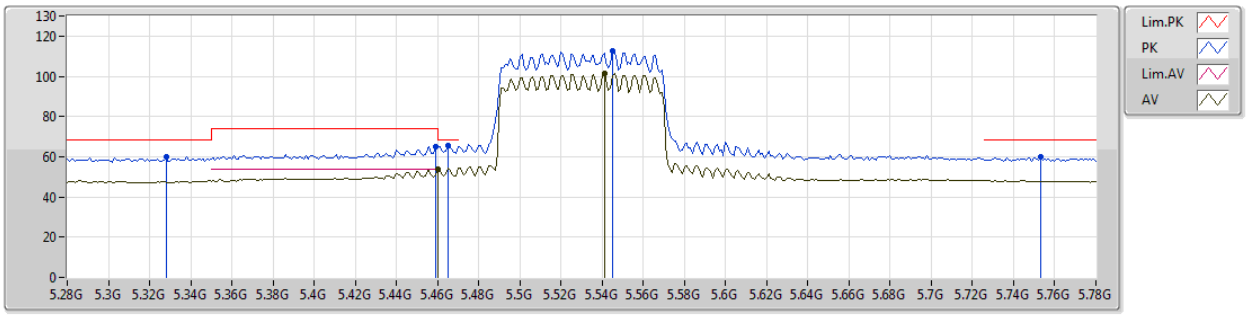

EUT Y_4TX
Setting 42
02-M-1-10
FSP
ANT 14

Type	Freq	Level	Limit	Margin	Factor	Dist	Condition	Azimuth	Height	Comments
	(Hz)	(dBuV/m)	(dBuV/m)	(dB)	(dB)	(m)		(°)	(m)	
PK	5.328G	59.81	68.20	-8.39	8.35	3	Vertical	348	2.35	-
PK	5.459G	64.96	74.00	-9.04	8.55	3	Vertical	348	2.35	-
AV	5.46G	53.85	54.00	-0.15	8.55	3	Vertical	348	2.35	-
PK	5.465G	65.29	68.20	-2.91	8.55	3	Vertical	348	2.35	-
PK	5.545G	112.68	Inf	-Inf	8.63	3	Vertical	348	2.35	-
AV	5.541G	101.29	Inf	-Inf	8.63	3	Vertical	348	2.35	-
PK	5.753G	59.77	68.20	-8.43	8.83	3	Vertical	348	2.35	-

802.11ax HEW80_Nss1,(MCS0)_4TX

5530MHz_TX

25/02/2019

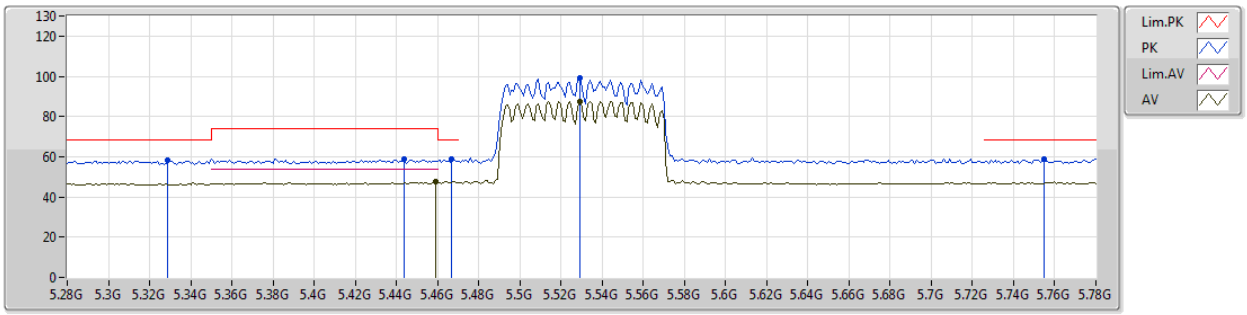

EUT Y_4TX
Setting 42
02-M-1-10
FSP
ANT 14

Type	Freq	Level	Limit	Margin	Factor	Dist	Condition	Azimuth	Height	Comments
	(Hz)	(dBuV/m)	(dBuV/m)	(dB)	(dB)	(m)		(°)	(m)	
PK	5.329G	58.04	68.20	-10.16	8.35	3	Horizontal	308	2.25	-
PK	5.444G	59.04	74.00	-14.96	8.52	3	Horizontal	308	2.25	-
AV	5.459G	47.81	54.00	-6.19	8.55	3	Horizontal	308	2.25	-
PK	5.467G	58.79	68.20	-9.41	8.56	3	Horizontal	308	2.25	-
PK	5.529G	99.34	Inf	-Inf	8.63	3	Horizontal	308	2.25	-
AV	5.529G	87.61	Inf	-Inf	8.63	3	Horizontal	308	2.25	-
PK	5.755G	58.66	68.20	-9.54	8.83	3	Horizontal	308	2.25	-

802.11ax HEW80_Nss1,(MCS0)_4TX

5610MHz_TX

26/02/2019

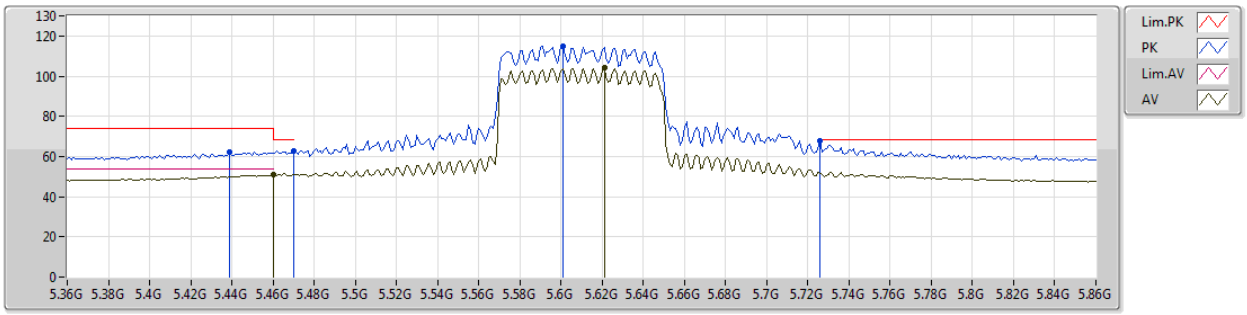

EUT Y_4TX
Setting 51
02-M-1-10
FSP
ANT 14

Type	Freq	Level	Limit	Margin	Factor	Dist	Condition	Azimuth	Height	Comments
	(Hz)	(dBuV/m)	(dBuV/m)	(dB)	(dB)	(m)		(°)	(m)	
PK	5.439G	62.33	74.00	-11.67	8.51	3	Vertical	335	2.22	-
AV	5.46G	51.08	54.00	-2.92	8.55	3	Vertical	335	2.22	-
PK	5.47G	62.73	68.20	-5.47	8.56	3	Vertical	335	2.22	-
PK	5.601G	114.73	Inf	-Inf	8.64	3	Vertical	335	2.22	-
AV	5.621G	103.95	Inf	-Inf	8.66	3	Vertical	335	2.22	-
PK	5.726G	68.08	68.20	-0.12	8.80	3	Vertical	335	2.22	-

802.11ax HEW80_Nss1,(MCS0)_4TX

5610MHz_TX

26/02/2019

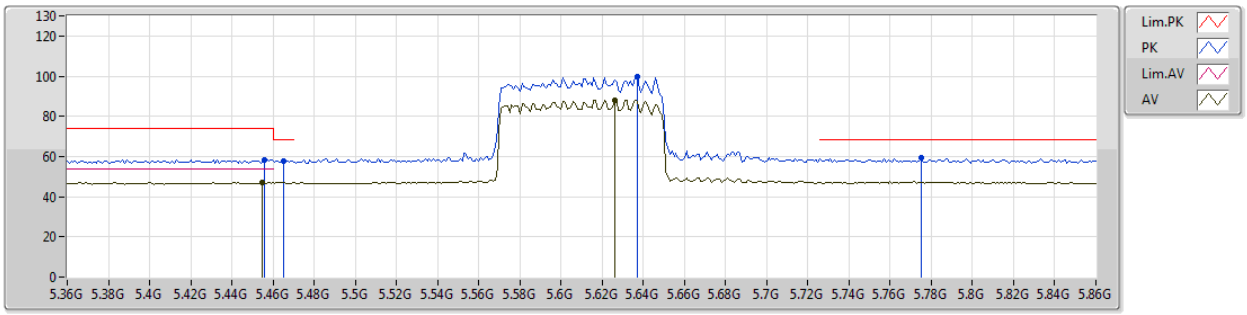

EUT Y_4TX
Setting 51
02-M-1-10
FSP
ANT 14

Type	Freq	Level	Limit	Margin	Factor	Dist	Condition	Azimuth	Height	Comments
	(Hz)	(dBuV/m)	(dBuV/m)	(dB)	(dB)	(m)		(°)	(m)	
PK	5.456G	58.55	74.00	-15.45	8.54	3	Horizontal	302	2.54	-
AV	5.455G	47.09	54.00	-6.91	8.54	3	Horizontal	302	2.54	-
PK	5.465G	57.92	68.20	-10.28	8.55	3	Horizontal	302	2.54	-
PK	5.637G	99.68	Inf	-Inf	8.69	3	Horizontal	302	2.54	-
AV	5.626G	88.12	Inf	-Inf	8.68	3	Horizontal	302	2.54	-
PK	5.775G	59.12	68.20	-9.08	8.85	3	Horizontal	302	2.54	-

802.11ax HEW80_Nss1,(MCS0)_4TX

5690MHz Straddle 5.47-5.725GHz_TX

26/02/2019

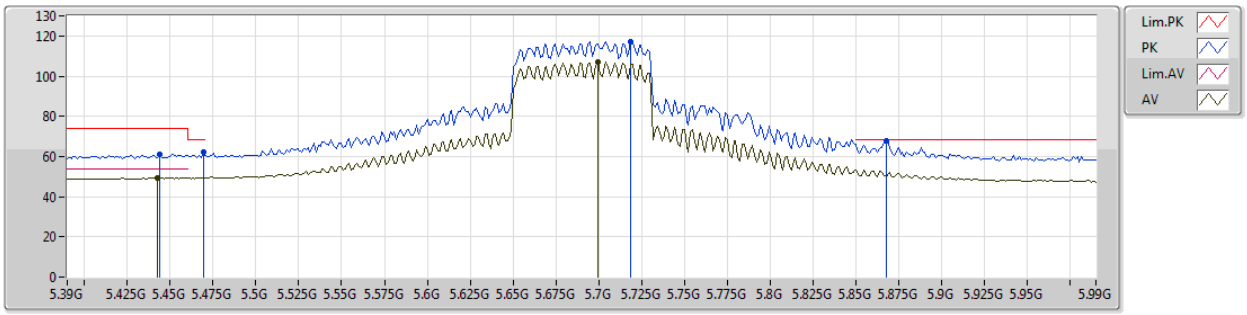

EUT Y_4TX
Setting 60
02-M-1-10
FSP
ANT 14

Type	Freq	Level	Limit	Margin	Factor	Dist	Condition	Azimuth	Height	Comments
	(Hz)	(dBuV/m)	(dBuV/m)	(dB)	(dB)	(m)		(°)	(m)	
PK	5.444G	61.02	74.00	-12.98	8.52	3	Vertical	339	2.24	-
AV	5.4428G	49.45	54.00	-4.55	8.52	3	Vertical	339	2.24	-
PK	5.4692G	61.94	68.20	-6.26	8.56	3	Vertical	339	2.24	-
PK	5.7188G	117.28	Inf	-Inf	8.78	3	Vertical	339	2.24	-
AV	5.6996G	107.02	Inf	-Inf	8.77	3	Vertical	339	2.24	-
PK	5.8676G	68.00	68.20	-0.20	8.86	3	Vertical	339	2.24	-

802.11ax HEW80_Nss1,(MCS0)_4TX

5690MHz Straddle 5.47-5.725GHz_TX

26/02/2019

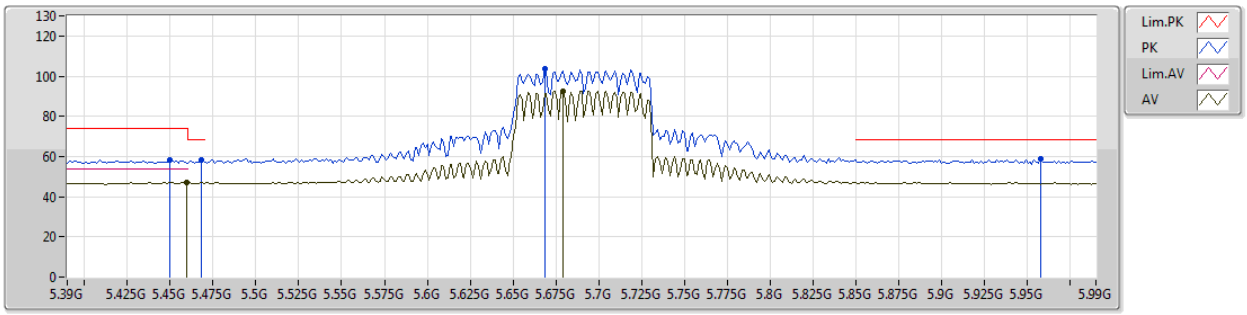

EUT Y_4TX
Setting 60
02-M-1-10
FSP
ANT 14

Type	Freq	Level	Limit	Margin	Factor	Dist	Condition	Azimuth	Height	Comments
	(Hz)	(dBuV/m)	(dBuV/m)	(dB)	(dB)	(m)		(°)	(m)	
PK	5.45G	58.45	74.00	-15.55	8.54	3	Horizontal	309	2.24	-
AV	5.4596G	46.94	54.00	-7.06	8.55	3	Horizontal	309	2.24	-
PK	5.468G	58.24	68.20	-9.96	8.56	3	Horizontal	309	2.24	-
PK	5.6684G	103.74	Inf	-Inf	8.73	3	Horizontal	309	2.24	-
AV	5.6792G	92.72	Inf	-Inf	8.75	3	Horizontal	309	2.24	-
PK	5.9576G	58.83	68.20	-9.37	8.84	3	Horizontal	309	2.24	-

802.11ax HEW160_Nss1,(MCS0)_4TX

5250MHz Straddle 5.25-5.35GHz_TX

26/02/2019

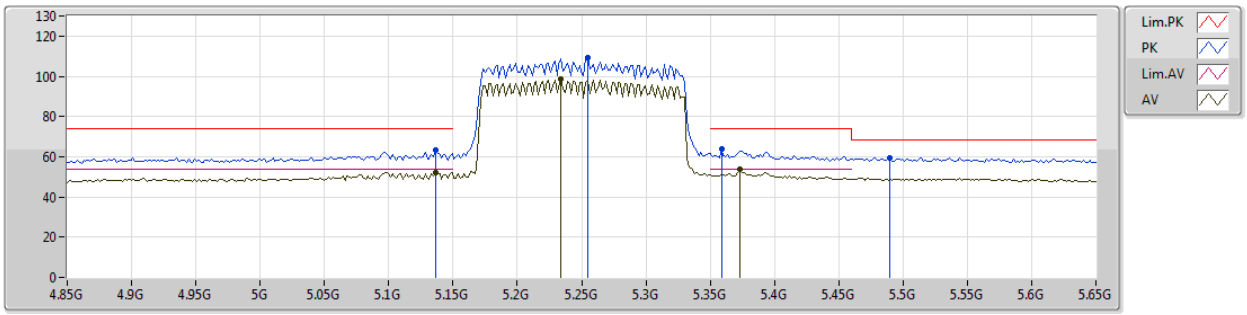

EUT Y_4TX
Setting 37
02-M-1-10
FSP
ANT 14

Type	Freq	Level	Limit	Margin	Factor	Dist	Condition	Azimuth	Height	Comments
	(Hz)	(dBuV/m)	(dBuV/m)	(dB)	(dB)	(m)		(°)	(m)	
PK	5.1364G	63.28	74.00	-10.72	8.02	3	Vertical	350	2.25	-
AV	5.1364G	52.33	54.00	-1.67	8.02	3	Vertical	350	2.25	-
PK	5.2548G	109.41	Inf	-Inf	8.25	3	Vertical	350	2.25	-
AV	5.234G	98.51	Inf	-Inf	8.21	3	Vertical	350	2.25	-
PK	5.3588G	63.90	74.00	-10.10	8.38	3	Vertical	350	2.25	-
AV	5.3732G	53.78	54.00	-0.22	8.40	3	Vertical	350	2.25	-
PK	5.49G	59.45	68.20	-8.75	8.61	3	Vertical	350	2.25	-

802.11ax HEW160_Nss1,(MCS0)_4TX

5250MHz Straddle 5.25-5.35GHz_TX

26/02/2019

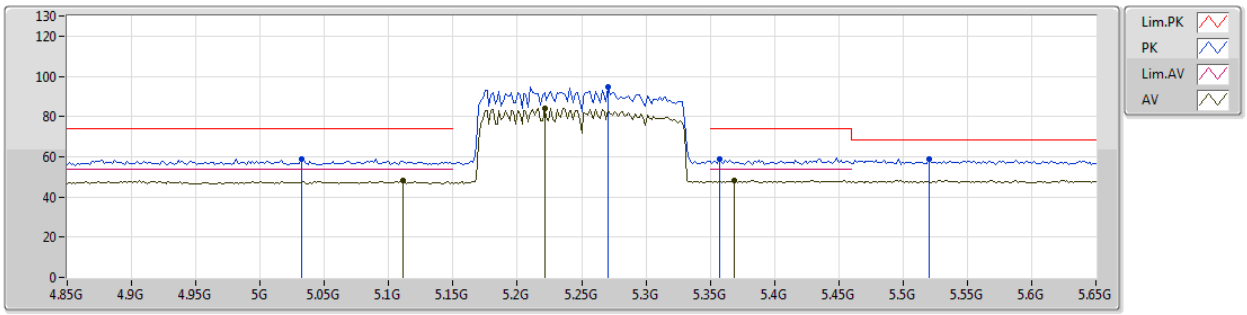

EUT Y_4TX
Setting 37
02-M-1-10
FSP
ANT 14

Type	Freq	Level	Limit	Margin	Factor	Dist	Condition	Azimuth	Height	Comments
	(Hz)	(dBuV/m)	(dBuV/m)	(dB)	(dB)	(m)		(°)	(m)	
PK	5.0324G	58.67	74.00	-15.33	7.77	3	Horizontal	294	2.26	-
AV	5.1108G	47.97	54.00	-6.03	7.96	3	Horizontal	294	2.26	-
PK	5.2708G	94.65	Inf	-Inf	8.26	3	Horizontal	294	2.26	-
AV	5.2212G	84.27	Inf	-Inf	8.20	3	Horizontal	294	2.26	-
PK	5.5204G	58.67	68.20	-9.53	8.62	3	Horizontal	294	2.26	-
AV	5.3684G	48.40	54.00	-5.60	8.40	3	Horizontal	294	2.26	-
PK	5.3572G	58.59	74.00	-15.41	8.38	3	Horizontal	294	2.26	-

802.11ax HEW160_Nss1,(MCS0)_4TX

5570MHz_TX

26/02/2019

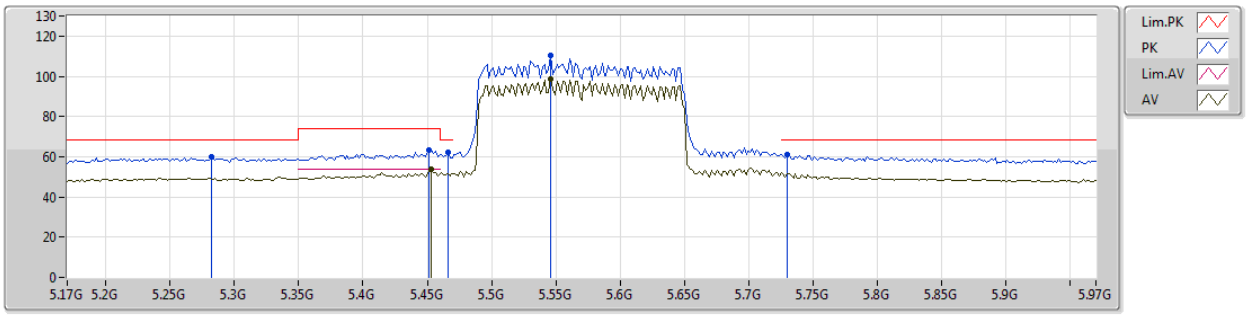

EUT Y_4TX
Setting 35
02-M-1-10
FSP
ANT 14

Type	Freq	Level	Limit	Margin	Factor	Dist	Condition	Azimuth	Height	Comments
	(Hz)	(dBuV/m)	(dBuV/m)	(dB)	(dB)	(m)		(°)	(m)	
PK	5.282G	59.99	68.20	-8.21	8.28	3	Vertical	329	2.36	-
PK	5.4516G	63.36	74.00	-10.64	8.54	3	Vertical	329	2.36	-
AV	5.4532G	53.92	54.00	-0.08	8.54	3	Vertical	329	2.36	-
PK	5.466G	62.37	68.20	-5.83	8.56	3	Vertical	329	2.36	-
PK	5.546G	110.13	Inf	-Inf	8.63	3	Vertical	329	2.36	-
AV	5.546G	98.42	Inf	-Inf	8.63	3	Vertical	329	2.36	-
PK	5.73G	61.35	68.20	-6.85	8.81	3	Vertical	329	2.36	-

802.11ax HEW160_Nss1,(MCS0)_4TX

5570MHz_TX

26/02/2019

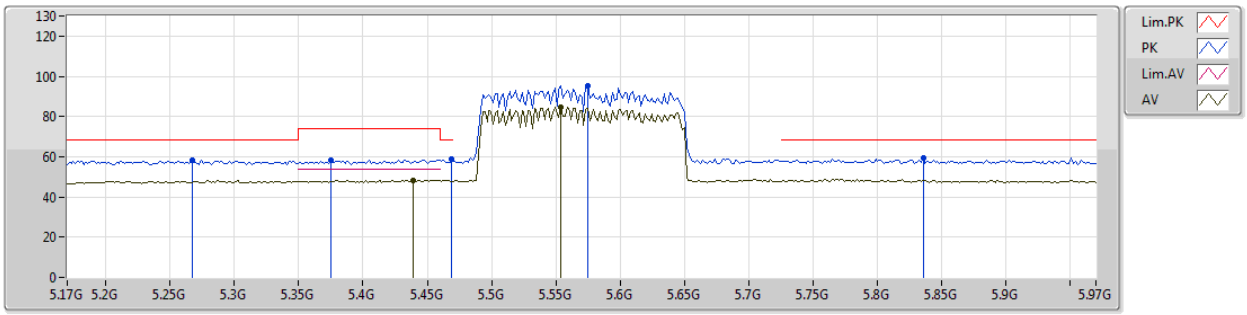

EUT Y_4TX
Setting 35
02-M-1-10
FSP
ANT 14

Type	Freq	Level	Limit	Margin	Factor	Dist	Condition	Azimuth	Height	Comments
	(Hz)	(dBuV/m)	(dBuV/m)	(dB)	(dB)	(m)		(°)	(m)	
PK	5.2676G	58.22	68.20	-9.98	8.26	3	Horizontal	303	2.27	-
PK	5.3748G	58.34	74.00	-15.66	8.40	3	Horizontal	303	2.27	-
AV	5.4388G	48.31	54.00	-5.69	8.51	3	Horizontal	303	2.27	-
PK	5.4692G	58.65	68.20	-9.55	8.56	3	Horizontal	303	2.27	-
PK	5.5748G	95.30	Inf	-Inf	8.63	3	Horizontal	303	2.27	-
AV	5.554G	84.85	Inf	-Inf	8.63	3	Horizontal	303	2.27	-
PK	5.8356G	59.19	68.20	-9.01	8.88	3	Horizontal	303	2.27	-

For Beamforming / 4T1S mode
Summary

Mode	Result	Type	Freq (Hz)	Level (dBuV/m)	Limit (dBuV/m)	Margin (dB)	Factor (dB)	Dist (m)	Condition	Azimuth (°)	Height (m)	Comments
5.25-5.35GHz	-	-	-	-	-	-	-	-	-	-	-	-
802.11ax HEW20-BF_Nss1,(MCS0)_4TX	Pass	AV	5.3508G	53.96	54.00	-0.04	8.38	3	Vertical	346	2.21	-

802.11ax HEW20-BF_Nss1,(MCS0)_4TX

5260MHz_TX

01/03/2019

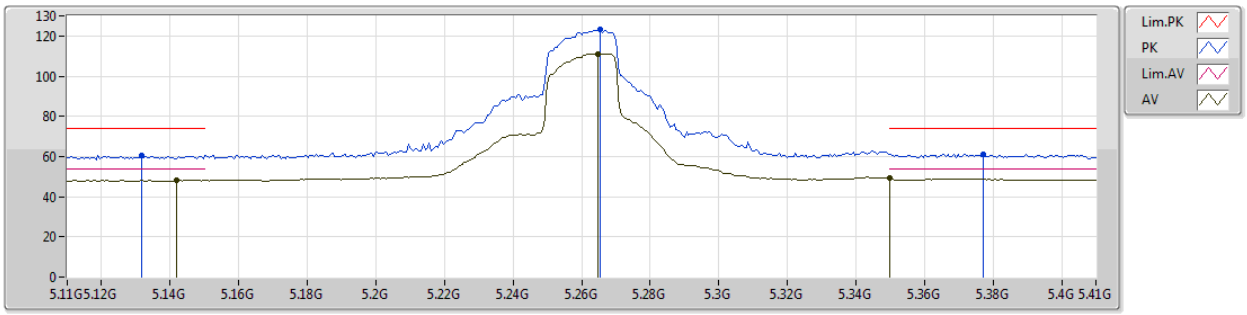

EUT Y_4TX
Setting 70
02-M-1-10
FSP
ANT14

Type	Freq	Level	Limit	Margin	Factor	Dist	Condition	Azimuth	Height	Comments
	(Hz)	(dBuV/m)	(dBuV/m)	(dB)	(dB)	(m)		(°)	(m)	
PK	5.1316G	60.72	74.00	-13.28	8.01	3	Vertical	10	2.74	-
AV	5.1418G	48.18	54.00	-5.82	8.04	3	Vertical	10	2.74	-
PK	5.2654G	123.21	Inf	-Inf	8.26	3	Vertical	10	2.74	-
AV	5.2648G	111.21	Inf	-Inf	8.26	3	Vertical	10	2.74	-
PK	5.377G	61.26	74.00	-12.74	8.41	3	Vertical	10	2.74	-
AV	5.35G	49.34	54.00	-4.66	8.38	3	Vertical	10	2.74	-

802.11ax HEW20-BF_Nss1,(MCS0)_4TX

5260MHz_TX

28/02/2019

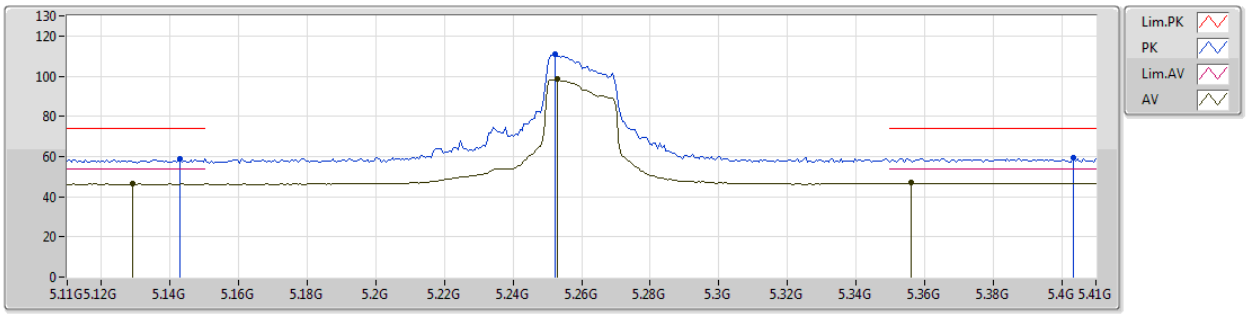

EUT Y_4TX
Setting 70
02-M-1-10
FSP
ANT14

Type	Freq	Level	Limit	Margin	Factor	Dist	Condition	Azimuth	Height	Comments
	(Hz)	(dBuV/m)	(dBuV/m)	(dB)	(dB)	(m)		(°)	(m)	
PK	5.143G	58.74	74.00	-15.26	8.04	3	Horizontal	56	1.21	-
AV	5.1292G	46.33	54.00	-7.67	8.01	3	Horizontal	56	1.21	-
PK	5.2522G	110.73	Inf	-Inf	8.24	3	Horizontal	56	1.21	-
AV	5.2528G	98.49	Inf	-Inf	8.24	3	Horizontal	56	1.21	-
PK	5.4034G	59.47	74.00	-14.53	8.44	3	Horizontal	56	1.21	-
AV	5.356G	46.83	54.00	-7.17	8.38	3	Horizontal	56	1.21	-

802.11ax HEW20-BF_Nss1,(MCS0)_4TX

5300MHz_TX

01/03/2019

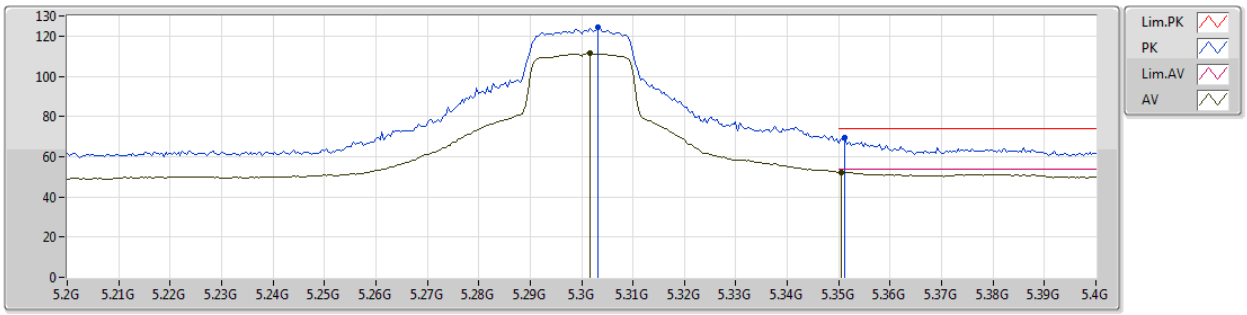

EUT Y_4TX
Setting 72
02-M-1-10
FSP
ANT14

Type	Freq	Level	Limit	Margin	Factor	Dist	Condition	Azimuth	Height	Comments
	(Hz)	(dBuV/m)	(dBuV/m)	(dB)	(dB)	(m)		(°)	(m)	
PK	5.3032G	124.39	Inf	-Inf	8.31	3	Vertical	344	1.53	-
AV	5.3016G	111.30	Inf	-Inf	8.31	3	Vertical	344	1.53	-
PK	5.3512G	69.31	74.00	-4.69	8.38	3	Vertical	344	1.53	-
AV	5.3504G	52.10	54.00	-1.90	8.38	3	Vertical	344	1.53	-

802.11ax HEW20-BF_Nss1,(MCS0)_4TX

5300MHz_TX

01/03/2019

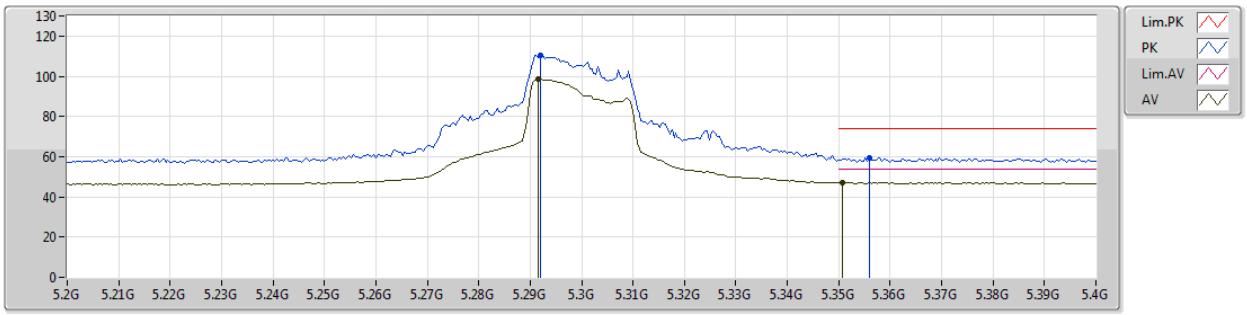

EUT Y_4TX
Setting 72
02-M-1-10
FSP
ANT14

Type	Freq	Level	Limit	Margin	Factor	Dist	Condition	Azimuth	Height	Comments
	(Hz)	(dBuV/m)	(dBuV/m)	(dB)	(dB)	(m)		(°)	(m)	
PK	5.292G	110.27	Inf	-Inf	8.30	3	Horizontal	304	1.36	-
AV	5.2916G	98.52	Inf	-Inf	8.30	3	Horizontal	304	1.36	-
PK	5.356G	59.35	74.00	-14.65	8.38	3	Horizontal	304	1.36	-
AV	5.3508G	47.13	54.00	-6.87	8.38	3	Horizontal	304	1.36	-

802.11ax HEW20-BF_Nss1,(MCS0)_4TX

5320MHz_TX

01/03/2019

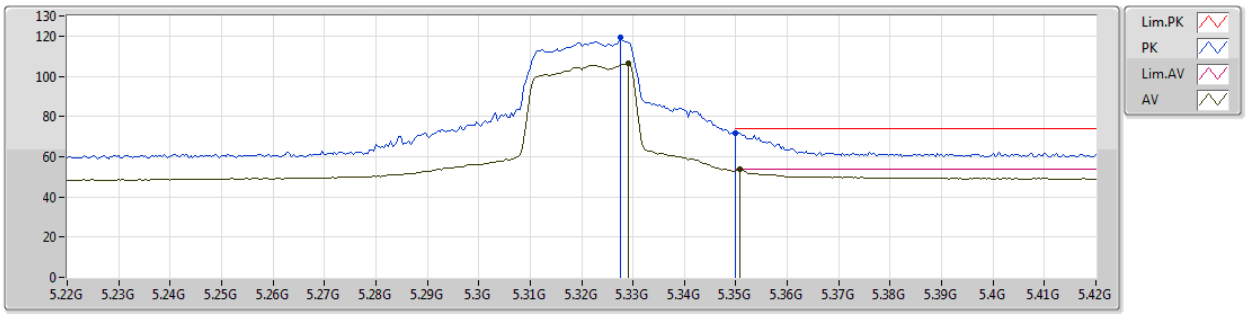

EUT Y_4TX
Setting 57
02-M-1-10
FSP
ANT14

Type	Freq	Level	Limit	Margin	Factor	Dist	Condition	Azimuth	Height	Comments
	(Hz)	(dBuV/m)	(dBuV/m)	(dB)	(dB)	(m)		(°)	(m)	
PK	5.3276G	119.10	Inf	-Inf	8.35	3	Vertical	346	2.21	-
AV	5.3292G	106.47	Inf	-Inf	8.35	3	Vertical	346	2.21	-
PK	5.35G	71.73	74.00	-2.27	8.38	3	Vertical	346	2.21	-
AV	5.3508G	53.96	54.00	-0.04	8.38	3	Vertical	346	2.21	-

802.11ax HEW20-BF_Nss1,(MCS0)_4TX

5320MHz_TX

01/03/2019

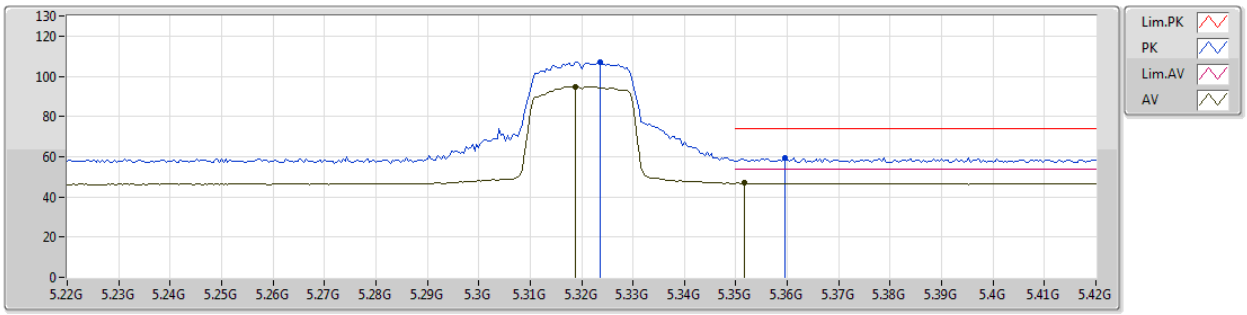

EUT Y_4TX
Setting 57
02-M-1-10
FSP
ANT14

Type	Freq	Level	Limit	Margin	Factor	Dist	Condition	Azimuth	Height	Comments
	(Hz)	(dBuV/m)	(dBuV/m)	(dB)	(dB)	(m)		(°)	(m)	
PK	5.3236G	106.85	Inf	-Inf	8.34	3	Horizontal	289	1.24	-
AV	5.3188G	94.95	Inf	-Inf	8.33	3	Horizontal	289	1.24	-
PK	5.3596G	59.42	74.00	-14.58	8.39	3	Horizontal	289	1.24	-
AV	5.3516G	46.95	54.00	-7.05	8.38	3	Horizontal	289	1.24	-

802.11ax HEW20-BF_Nss1,(MCS0)_4TX

5500MHz_TX

01/03/2019

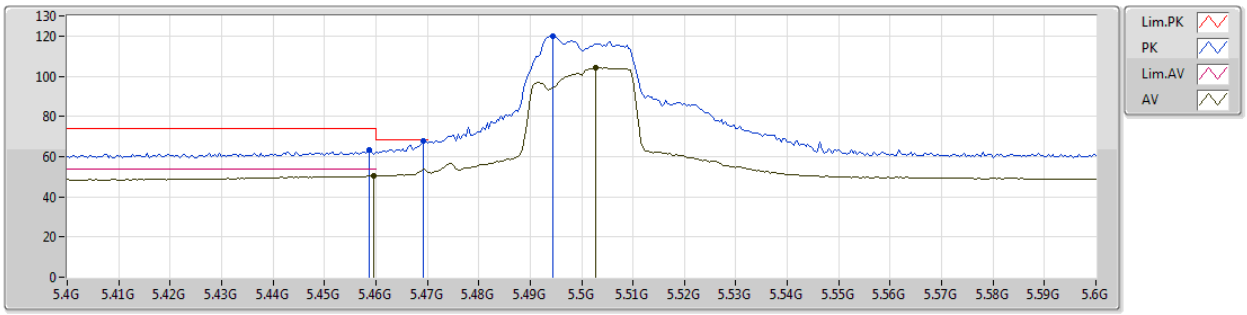

EUT Y_4TX
Setting 56
02-M-1-10
FSP
ANT14

Type	Freq	Level	Limit	Margin	Factor	Dist	Condition	Azimuth	Height	Comments
	(Hz)	(dBuV/m)	(dBuV/m)	(dB)	(dB)	(m)		(°)	(m)	
PK	5.4588G	63.05	74.00	-10.95	8.55	3	Vertical	351	1.21	-
AV	5.4596G	50.34	54.00	-3.66	8.55	3	Vertical	351	1.21	-
PK	5.4692G	68.04	68.20	-0.16	8.56	3	Vertical	351	1.21	-
PK	5.4944G	120.06	Inf	-Inf	8.61	3	Vertical	351	1.21	-
AV	5.5028G	104.50	Inf	-Inf	8.62	3	Vertical	351	1.21	-

802.11ax HEW20-BF_Nss1,(MCS0)_4TX

5500MHz_TX

01/03/2019

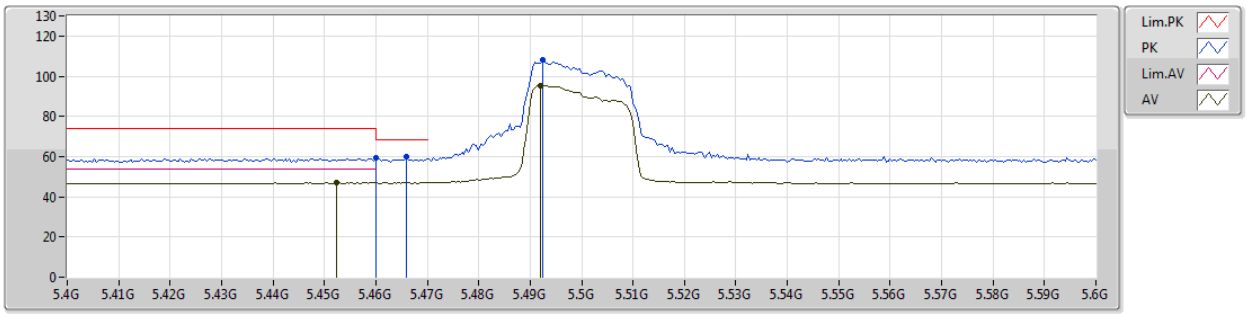

EUT Y_4TX
Setting 56
02-M-1-10
FSP
ANT14

Type	Freq	Level	Limit	Margin	Factor	Dist	Condition	Azimuth	Height	Comments
	(Hz)	(dBuV/m)	(dBuV/m)	(dB)	(dB)	(m)		(°)	(m)	
PK	5.46G	59.63	74.00	-14.37	8.55	3	Horizontal	265	1.50	-
AV	5.4524G	47.15	54.00	-6.85	8.54	3	Horizontal	265	1.50	-
PK	5.466G	59.95	68.20	-8.25	8.56	3	Horizontal	265	1.50	-
PK	5.4924G	108.00	Inf	-Inf	8.61	3	Horizontal	265	1.50	-
AV	5.492G	95.33	Inf	-Inf	8.61	3	Horizontal	265	1.50	-

802.11ax HEW20-BF_Nss1,(MCS0)_4TX

5580MHz_TX

01/03/2019

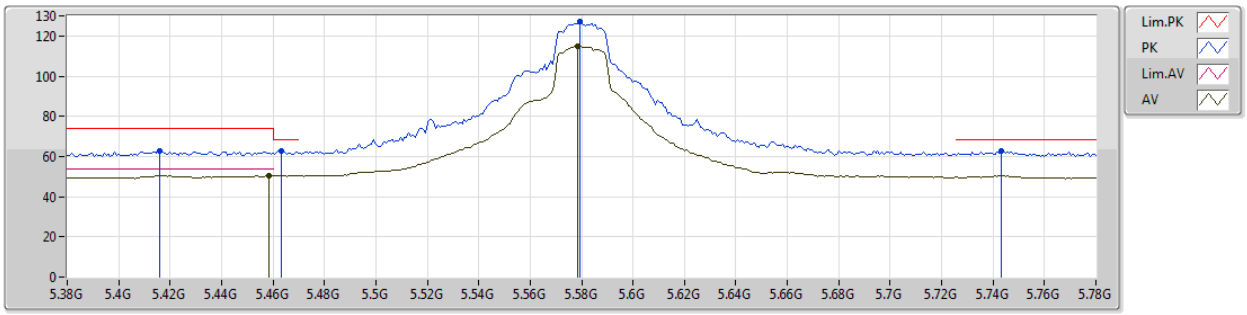

EUT Y_4TX
Setting 88
02-M-1-10
FSP
ANT14

Type	Freq	Level	Limit	Margin	Factor	Dist	Condition	Azimuth	Height	Comments
	(Hz)	(dBuV/m)	(dBuV/m)	(dB)	(dB)	(m)		(°)	(m)	
PK	5.416G	62.91	74.00	-11.09	8.46	3	Vertical	14	2.43	-
AV	5.4584G	50.37	54.00	-3.63	8.55	3	Vertical	14	2.43	-
PK	5.4632G	62.82	68.20	-5.38	8.55	3	Vertical	14	2.43	-
PK	5.5792G	127.03	Inf	-Inf	8.64	3	Vertical	14	2.43	-
AV	5.5784G	114.86	Inf	-Inf	8.64	3	Vertical	14	2.43	-
PK	5.7432G	62.81	68.20	-5.39	8.82	3	Vertical	14	2.43	-

802.11ax HEW20-BF_Nss1,(MCS0)_4TX

5580MHz_TX

01/03/2019

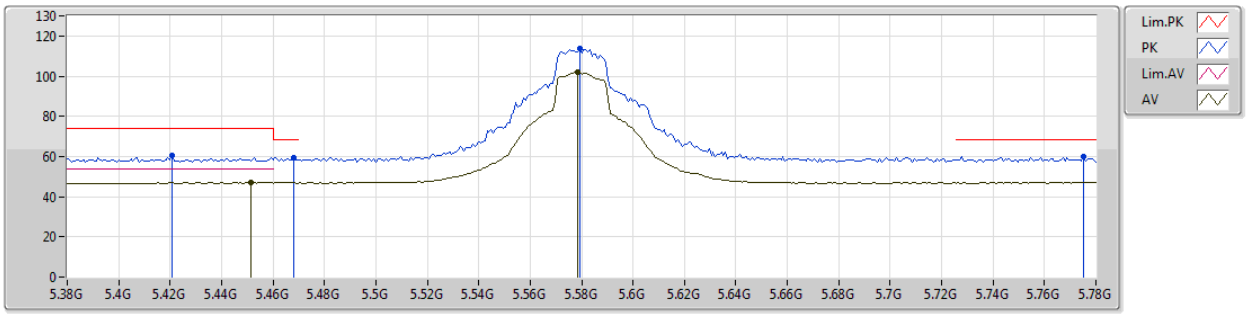

EUT Y_4TX
Setting 88
02-M-1-10
FSP
ANT14

Type	Freq	Level	Limit	Margin	Factor	Dist	Condition	Azimuth	Height	Comments
	(Hz)	(dBuV/m)	(dBuV/m)	(dB)	(dB)	(m)		(°)	(m)	
PK	5.4208G	60.36	74.00	-13.64	8.48	3	Horizontal	44	2.18	-
AV	5.4512G	47.07	54.00	-6.93	8.54	3	Horizontal	44	2.18	-
PK	5.468G	59.54	68.20	-8.66	8.56	3	Horizontal	44	2.18	-
PK	5.5792G	113.83	Inf	-Inf	8.64	3	Horizontal	44	2.18	-
AV	5.5784G	101.80	Inf	-Inf	8.64	3	Horizontal	44	2.18	-
PK	5.7752G	59.72	68.20	-8.48	8.86	3	Horizontal	44	2.18	-

802.11ax HEW20-BF_Nss1,(MCS0)_4TX

5700MHz_TX

01/03/2019

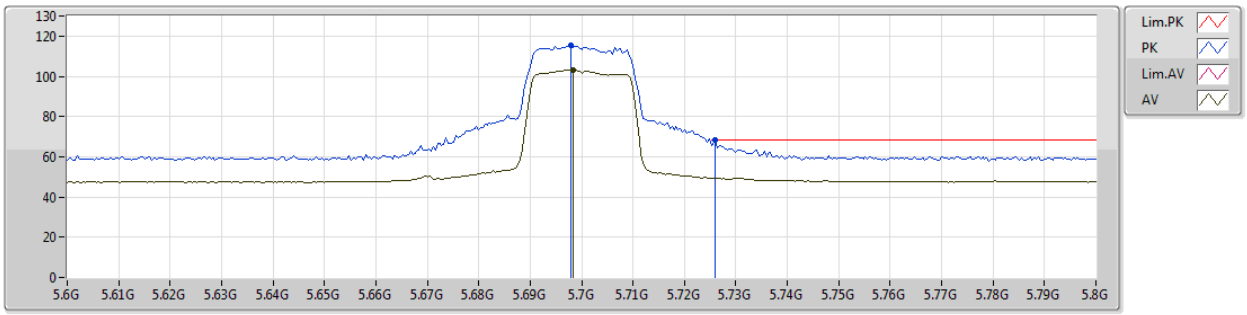

EUT Y_4TX
Setting 45
02-M-1-10
FSP
ANT14

Type	Freq	Level	Limit	Margin	Factor	Dist	Condition	Azimuth	Height	Comments
	(Hz)	(dBuV/m)	(dBuV/m)	(dB)	(dB)	(m)		(°)	(m)	
PK	5.698G	115.60	Inf	-Inf	8.77	3	Vertical	9	2.94	-
AV	5.6984G	103.11	Inf	-Inf	8.77	3	Vertical	9	2.94	-
PK	5.726G	68.13	68.20	-0.07	8.80	3	Vertical	9	2.94	-

802.11ax HEW20-BF_Nss1,(MCS0)_4TX

5700MHz_TX

01/03/2019

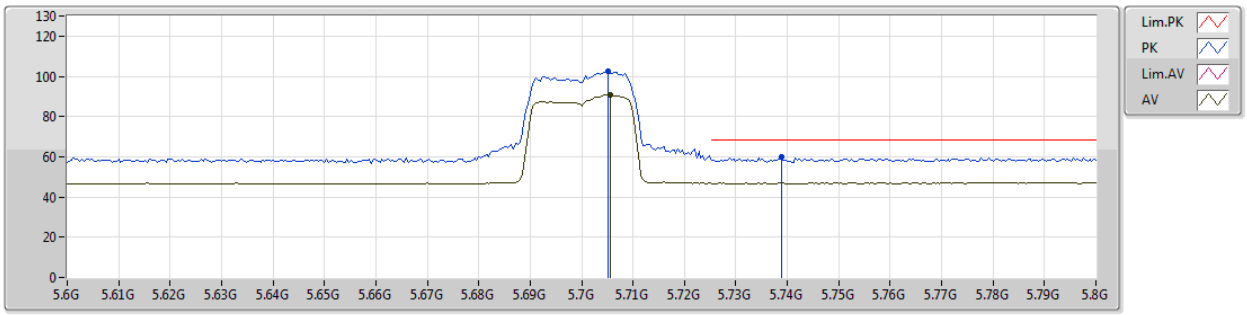

EUT Y_4TX
Setting 45
02-M-1-10
FSP
ANT14

Type	Freq	Level	Limit	Margin	Factor	Dist	Condition	Azimuth	Height	Comments
	(Hz)	(dBuV/m)	(dBuV/m)	(dB)	(dB)	(m)		(°)	(m)	
PK	5.7052G	102.62	Inf	-Inf	8.78	3	Horizontal	24	2.86	-
AV	5.7056G	90.63	Inf	-Inf	8.78	3	Horizontal	24	2.86	-
PK	5.7388G	59.90	68.20	-8.30	8.81	3	Horizontal	24	2.86	-

802.11ax HEW20-BF_Nss1,(MCS0)_4TX

5720MHz Straddle 5.47-5.725GHz_TX

01/03/2019

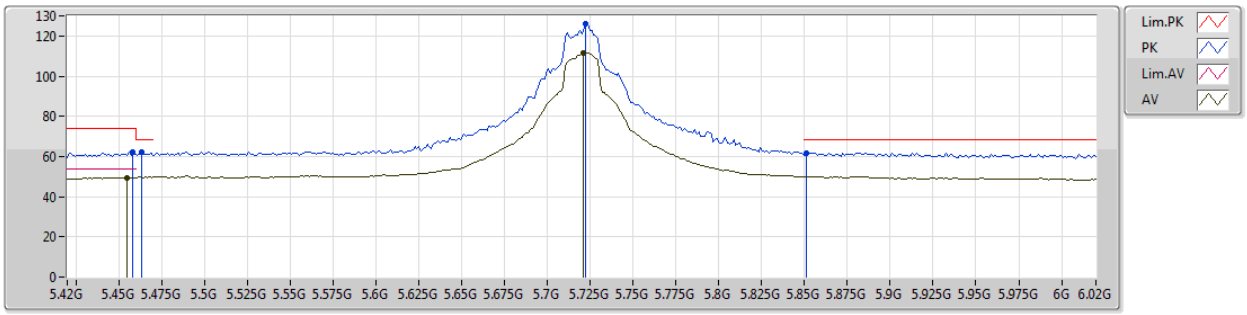

EUT Y_4TX
Setting 85
02-M-1-10
FSP
ANT14

Type	Freq	Level	Limit	Margin	Factor	Dist	Condition	Azimuth	Height	Comments
	(Hz)	(dBuV/m)	(dBuV/m)	(dB)	(dB)	(m)		(°)	(m)	
PK	5.4584G	62.10	74.00	-11.90	8.55	3	Vertical	4	1.01	-
AV	5.4548G	49.59	54.00	-4.41	8.54	3	Vertical	4	1.01	-
PK	5.4632G	62.15	68.20	-6.05	8.55	3	Vertical	4	1.01	-
PK	5.7224G	126.31	Inf	-Inf	8.79	3	Vertical	4	1.01	-
AV	5.7212G	111.71	Inf	-Inf	8.79	3	Vertical	4	1.01	-
PK	5.8508G	61.91	68.20	-6.29	8.86	3	Vertical	4	1.01	-

802.11ax HEW20-BF_Nss1,(MCS0)_4TX

5720MHz Straddle 5.47-5.725GHz_TX

01/03/2019

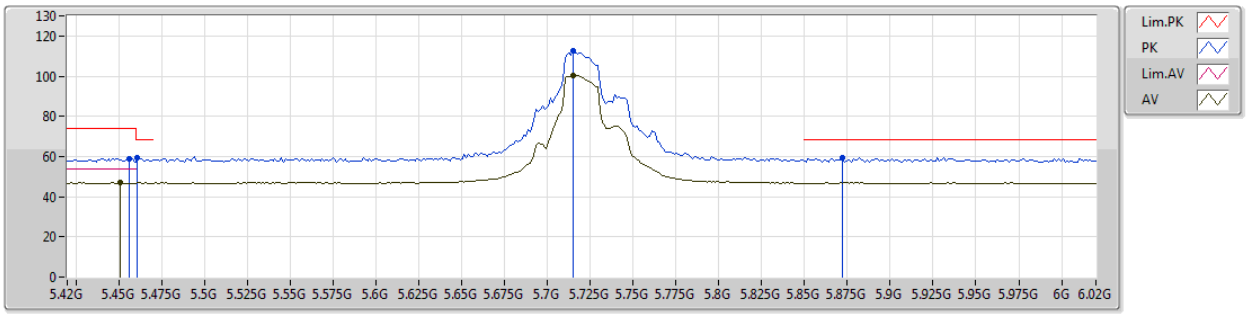

EUT Y_4TX
Setting 85
02-M-1-10
FSP
ANT14

Type	Freq	Level	Limit	Margin	Factor	Dist	Condition	Azimuth	Height	Comments
	(Hz)	(dBuV/m)	(dBuV/m)	(dB)	(dB)	(m)		(°)	(m)	
PK	5.456G	58.87	74.00	-15.13	8.54	3	Horizontal	22	2.07	-
AV	5.4512G	47.00	54.00	-7.00	8.54	3	Horizontal	22	2.07	-
PK	5.4608G	59.38	68.20	-8.82	8.55	3	Horizontal	22	2.07	-
PK	5.7152G	112.40	Inf	-Inf	8.78	3	Horizontal	22	2.07	-
AV	5.7152G	100.48	Inf	-Inf	8.78	3	Horizontal	22	2.07	-
PK	5.8724G	59.34	68.20	-8.86	8.86	3	Horizontal	22	2.07	-

802.11ax HEW40-BF_Nss1,(MCS0)_4TX

5270MHz_TX

01/03/2019

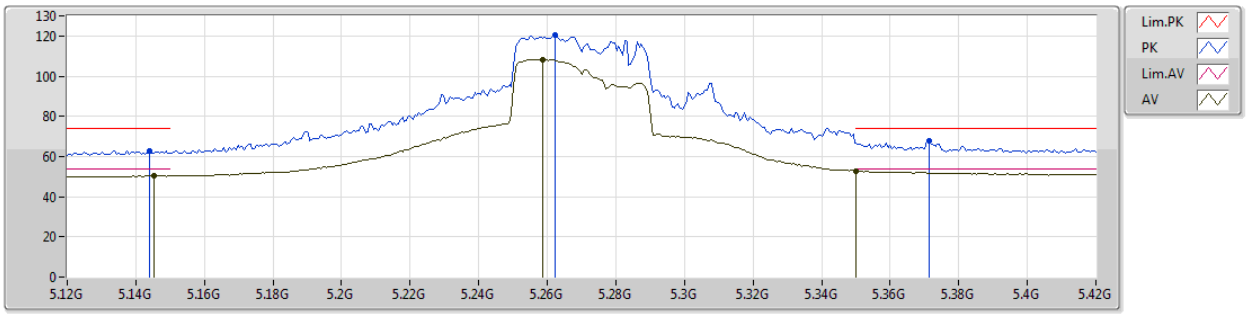

EUT Y_4TX
Setting 67
02-C-5-10
FSP
ANT14

Type	Freq	Level	Limit	Margin	Factor	Dist	Condition	Azimuth	Height	Comments
	(Hz)	(dBuV/m)	(dBuV/m)	(dB)	(dB)	(m)		(°)	(m)	
PK	5.144G	63.02	74.00	-10.98	8.04	3	Vertical	345	1.06	-
AV	5.1452G	50.51	54.00	-3.49	8.04	3	Vertical	345	1.06	-
PK	5.2622G	120.22	Inf	-Inf	8.25	3	Vertical	345	1.06	-
AV	5.2586G	108.28	Inf	-Inf	8.25	3	Vertical	345	1.06	-
PK	5.3714G	67.70	74.00	-6.30	8.40	3	Vertical	345	1.06	-
AV	5.35G	52.88	54.00	-1.12	8.38	3	Vertical	345	1.06	-

802.11ax HEW40-BF_Nss1,(MCS0)_4TX

5270MHz_TX

01/03/2019

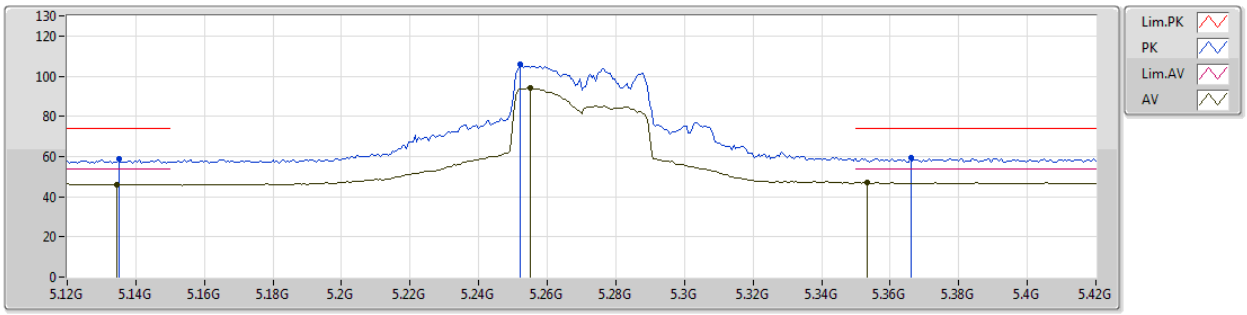

EUT Y_4TX
Setting 67
02-M-1-10
FSP
ANT14

Type	Freq	Level	Limit	Margin	Factor	Dist	Condition	Azimuth	Height	Comments
	(Hz)	(dBuV/m)	(dBuV/m)	(dB)	(dB)	(m)		(°)	(m)	
PK	5.135G	58.91	74.00	-15.09	8.02	3	Horizontal	39	1.03	-
AV	5.1344G	46.16	54.00	-7.84	8.02	3	Horizontal	39	1.03	-
PK	5.252G	105.88	Inf	-Inf	8.24	3	Horizontal	39	1.03	-
AV	5.255G	94.00	Inf	-Inf	8.25	3	Horizontal	39	1.03	-
PK	5.366G	59.38	74.00	-14.62	8.39	3	Horizontal	39	1.03	-
AV	5.3534G	46.98	54.00	-7.02	8.38	3	Horizontal	39	1.03	-

802.11ax HEW40-BF_Nss1,(MCS0)_4TX

5310MHz_TX

01/03/2019

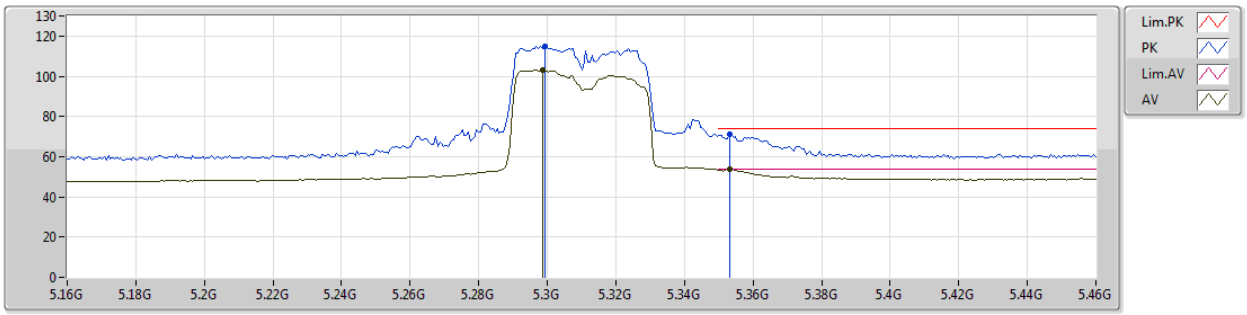

EUT Y_4TX
Setting 51
02-M-1-10
FSP
ANT14

Type	Freq	Level	Limit	Margin	Factor	Dist	Condition	Azimuth	Height	Comments
	(Hz)	(dBuV/m)	(dBuV/m)	(dB)	(dB)	(m)		(°)	(m)	
PK	5.2992G	114.98	Inf	-Inf	8.31	3	Vertical	331	2.26	-
AV	5.2986G	103.33	Inf	-Inf	8.31	3	Vertical	331	2.26	-
PK	5.3532G	71.33	74.00	-2.67	8.38	3	Vertical	331	2.26	-
AV	5.3532G	53.89	54.00	-0.11	8.38	3	Vertical	331	2.26	-

802.11ax HEW40-BF_Nss1,(MCS0)_4TX

5310MHz_TX

01/03/2019

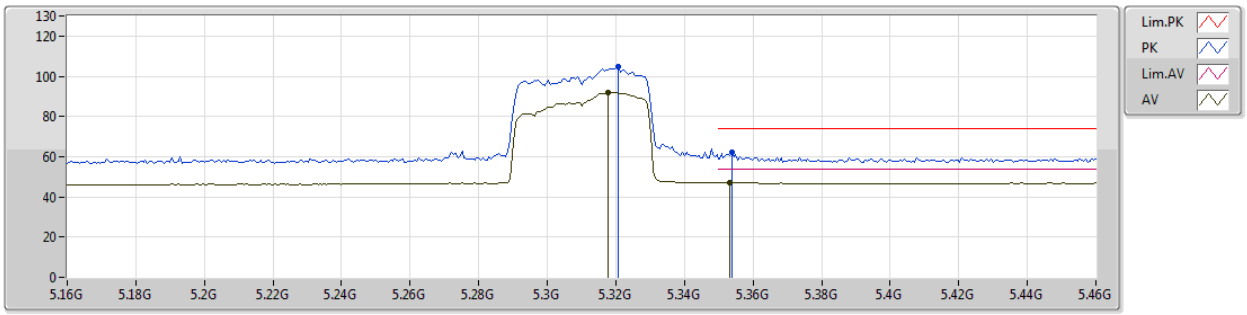

EUT Y_4TX
Setting 51
02-M-1-10
FSP
ANT14

Type	Freq	Level	Limit	Margin	Factor	Dist	Condition	Azimuth	Height	Comments
	(Hz)	(dBuV/m)	(dBuV/m)	(dB)	(dB)	(m)		(°)	(m)	
PK	5.3208G	104.72	Inf	-Inf	8.33	3	Horizontal	302	2.14	-
AV	5.3178G	92.12	Inf	-Inf	8.33	3	Horizontal	302	2.14	-
PK	5.3538G	62.17	74.00	-11.83	8.38	3	Horizontal	302	2.14	-
AV	5.3532G	47.31	54.00	-6.69	8.38	3	Horizontal	302	2.14	-

802.11ax HEW40-BF_Nss1,(MCS0)_4TX

5510MHz_TX

01/03/2019

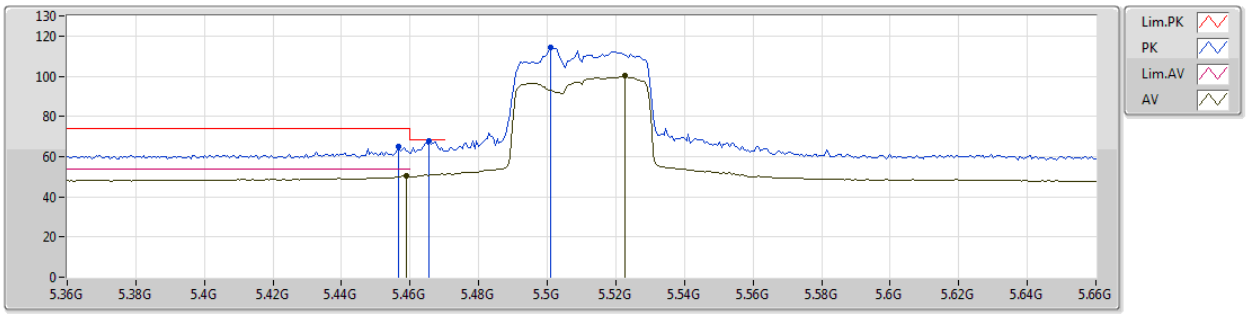

EUT Y_4TX
Setting 45
02-M-1-10
FSP
ANT14

Type	Freq	Level	Limit	Margin	Factor	Dist	Condition	Azimuth	Height	Comments
	(Hz)	(dBuV/m)	(dBuV/m)	(dB)	(dB)	(m)		(°)	(m)	
PK	5.4566G	65.26	74.00	-8.74	8.54	3	Vertical	336	2.25	-
AV	5.459G	50.61	54.00	-3.39	8.55	3	Vertical	336	2.25	-
PK	5.4656G	68.04	68.20	-0.16	8.56	3	Vertical	336	2.25	-
PK	5.501G	114.25	Inf	-Inf	8.62	3	Vertical	336	2.25	-
AV	5.5226G	100.06	Inf	-Inf	8.62	3	Vertical	336	2.25	-

802.11ax HEW40-BF_Nss1,(MCS0)_4TX

5510MHz_TX

01/03/2019

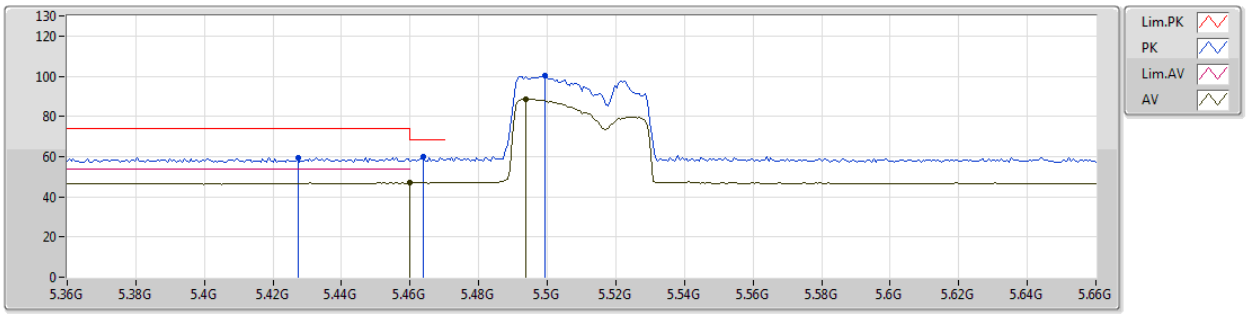

EUT Y_4TX
Setting 45
02-M-1-10
FSP
ANT14

Type	Freq	Level	Limit	Margin	Factor	Dist	Condition	Azimuth	Height	Comments
	(Hz)	(dBuV/m)	(dBuV/m)	(dB)	(dB)	(m)		(°)	(m)	
PK	5.4272G	59.58	74.00	-14.42	8.50	3	Horizontal	320	1.93	-
AV	5.46G	47.08	54.00	-6.92	8.55	3	Horizontal	320	1.93	-
PK	5.4638G	59.74	68.20	-8.46	8.55	3	Horizontal	320	1.93	-
PK	5.4992G	100.15	Inf	-Inf	8.62	3	Horizontal	320	1.93	-
AV	5.4938G	88.53	Inf	-Inf	8.61	3	Horizontal	320	1.93	-

802.11ax HEW40-BF_Nss1,(MCS0)_4TX

5550MHz_TX

01/03/2019

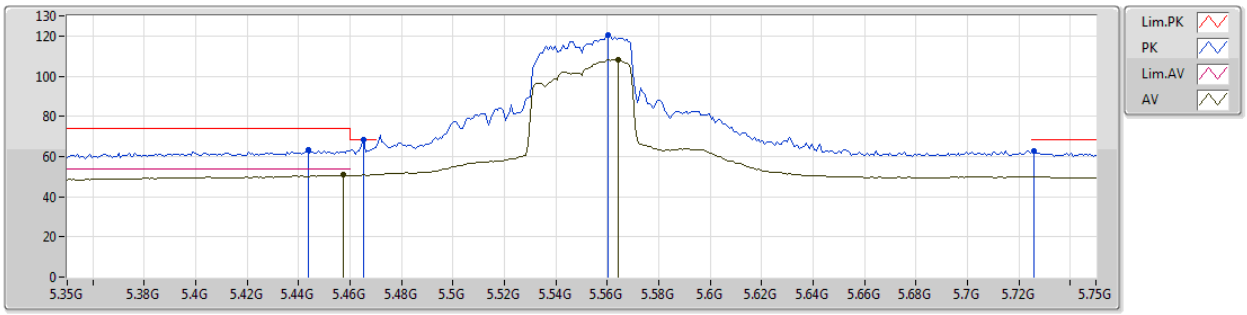

EUT Y_4TX
Setting 60
02-M-1-10
FSP
ANT14

Type	Freq	Level	Limit	Margin	Factor	Dist	Condition	Azimuth	Height	Comments
	(Hz)	(dBuV/m)	(dBuV/m)	(dB)	(dB)	(m)		(°)	(m)	
PK	5.4436G	63.30	74.00	-10.70	8.52	3	Vertical	357	2.33	-
PK	5.4652G	68.11	68.20	-0.09	8.55	3	Vertical	357	2.33	-
AV	5.4572G	50.75	54.00	-3.25	8.54	3	Vertical	357	2.33	-
PK	5.5604G	120.48	Inf	-Inf	8.63	3	Vertical	357	2.33	-
AV	5.5644G	108.20	Inf	-Inf	8.63	3	Vertical	357	2.33	-
PK	5.726G	62.52	68.20	-5.68	8.80	3	Vertical	357	2.33	-

802.11ax HEW40-BF_Nss1,(MCS0)_4TX

5550MHz_TX

01/03/2019

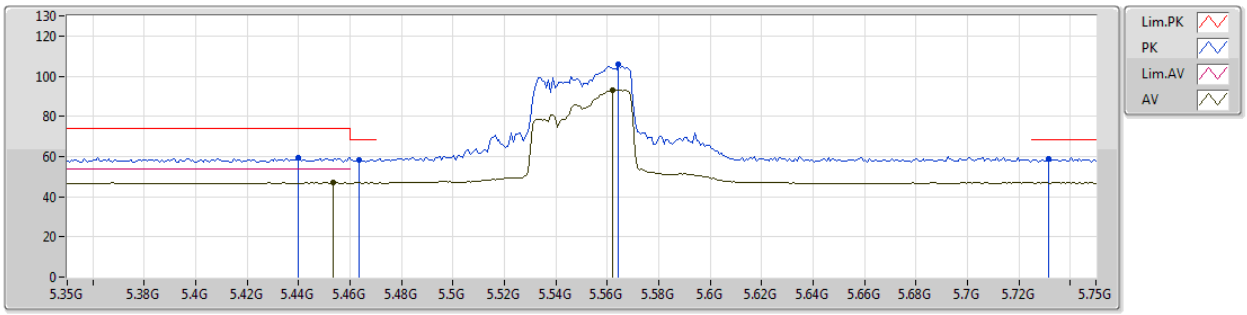

EUT Y_4TX
Setting 60
02-M-1-10
FSP
ANT14

Type	Freq	Level	Limit	Margin	Factor	Dist	Condition	Azimuth	Height	Comments
	(Hz)	(dBuV/m)	(dBuV/m)	(dB)	(dB)	(m)		(°)	(m)	
PK	5.4396G	59.23	74.00	-14.77	8.51	3	Horizontal	319	2.07	-
PK	5.4636G	58.55	68.20	-9.65	8.55	3	Horizontal	319	2.07	-
AV	5.4532G	47.03	54.00	-6.97	8.54	3	Horizontal	319	2.07	-
PK	5.5644G	105.64	Inf	-Inf	8.63	3	Horizontal	319	2.07	-
AV	5.562G	93.12	Inf	-Inf	8.63	3	Horizontal	319	2.07	-
PK	5.7316G	58.63	68.20	-9.57	8.81	3	Horizontal	319	2.07	-

802.11ax HEW40-BF_Nss1,(MCS0)_4TX

5670MHz_TX

01/03/2019

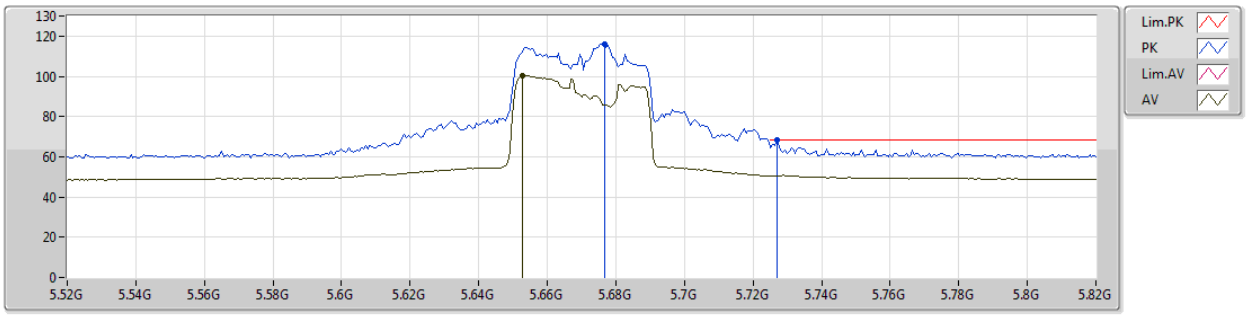

EUT Y_4TX
Setting 48
02-M-1-10
FSP
ANT14

Type	Freq	Level	Limit	Margin	Factor	Dist	Condition	Azimuth	Height	Comments
	(Hz)	(dBuV/m)	(dBuV/m)	(dB)	(dB)	(m)		(°)	(m)	
PK	5.6766G	116.10	Inf	-Inf	8.75	3	Vertical	345	1.02	-
AV	5.6526G	100.37	Inf	-Inf	8.70	3	Vertical	345	1.02	-
PK	5.727G	68.13	68.20	-0.07	8.81	3	Vertical	345	1.02	-

802.11ax HEW40-BF_Nss1,(MCS0)_4TX

5670MHz_TX

01/03/2019

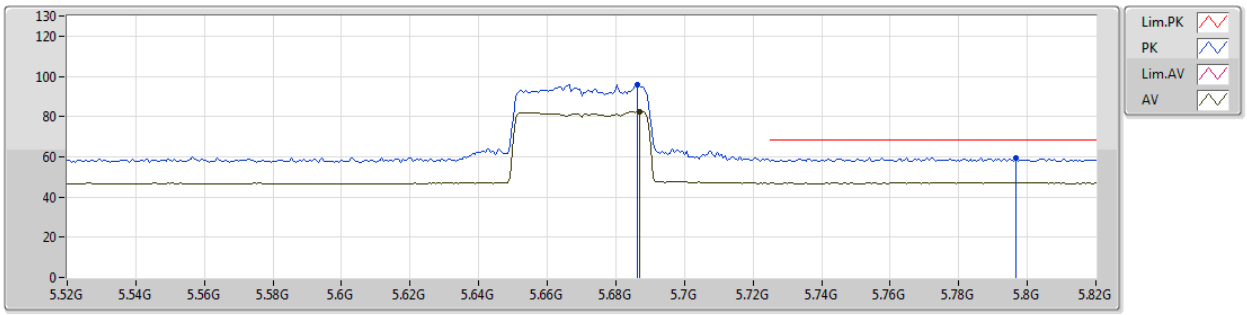

EUT Y_4TX
Setting 48
02-M-1-10
FSP
ANT14

Type	Freq	Level	Limit	Margin	Factor	Dist	Condition	Azimuth	Height	Comments
	(Hz)	(dBuV/m)	(dBuV/m)	(dB)	(dB)	(m)		(°)	(m)	
PK	5.6862G	95.85	Inf	-Inf	8.75	3	Horizontal	307	1.50	-
AV	5.6868G	82.55	Inf	-Inf	8.75	3	Horizontal	307	1.50	-
PK	5.7966G	59.51	68.20	-8.69	8.88	3	Horizontal	307	1.50	-

802.11ax HEW40-BF_Nss1,(MCS0)_4TX

5710MHz Straddle 5.47-5.725GHz_TX

01/03/2019

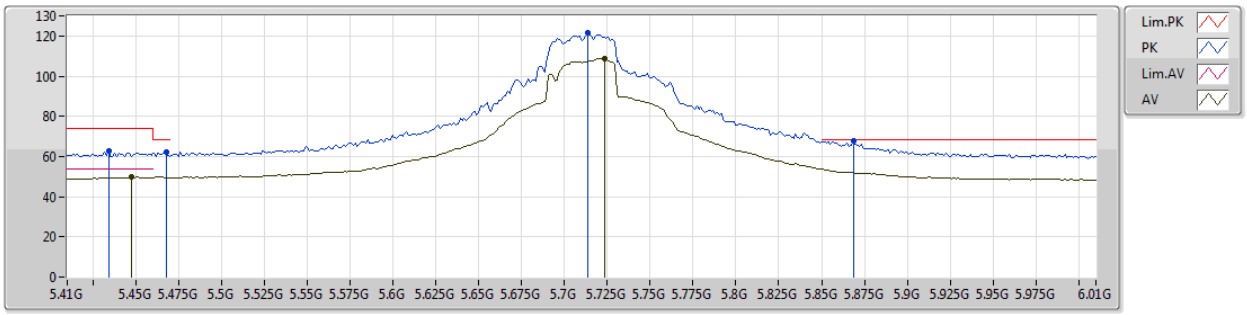

EUT Y_4TX
Setting 83
02-M-1-10
FSP
ANT14

Type	Freq	Level	Limit	Margin	Factor	Dist	Condition	Azimuth	Height	Comments
	(Hz)	(dBuV/m)	(dBuV/m)	(dB)	(dB)	(m)		(°)	(m)	
PK	5.434G	62.53	74.00	-11.47	8.50	3	Vertical	7	1.02	-
AV	5.4472G	49.77	54.00	-4.23	8.52	3	Vertical	7	1.02	-
PK	5.4676G	62.07	68.20	-6.13	8.56	3	Vertical	7	1.02	-
PK	5.7136G	121.52	Inf	-Inf	8.78	3	Vertical	7	1.02	-
AV	5.7232G	108.94	Inf	-Inf	8.79	3	Vertical	7	1.02	-
PK	5.8684G	67.94	68.20	-0.26	8.86	3	Vertical	7	1.02	-

802.11ax HEW40-BF_Nss1,(MCS0)_4TX

5710MHz Straddle 5.47-5.725GHz_TX

01/03/2019

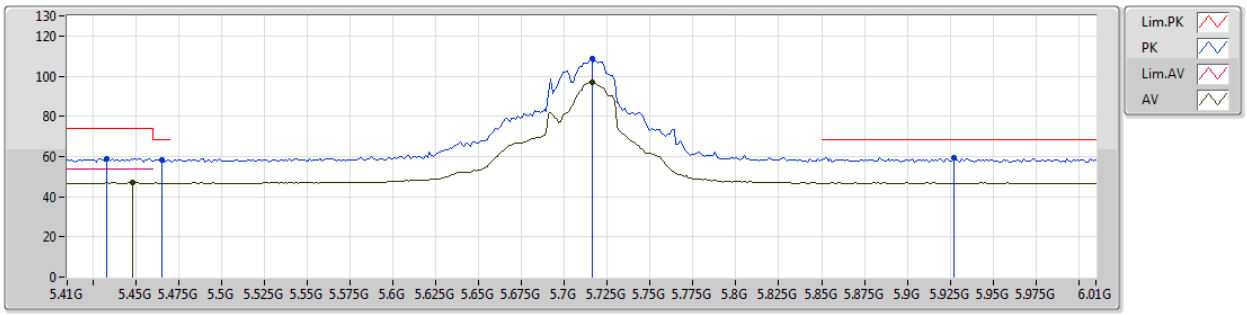

EUT Y_4TX
Setting 83
02-M-1-10
FSP
ANT14

Type	Freq	Level	Limit	Margin	Factor	Dist	Condition	Azimuth	Height	Comments
	(Hz)	(dBuV/m)	(dBuV/m)	(dB)	(dB)	(m)		(°)	(m)	
PK	5.4328G	58.85	74.00	-15.15	8.50	3	Horizontal	39	1.30	-
AV	5.4484G	46.86	54.00	-7.14	8.52	3	Horizontal	39	1.30	-
PK	5.4652G	58.19	68.20	-10.01	8.55	3	Horizontal	39	1.30	-
PK	5.716G	108.53	Inf	-Inf	8.78	3	Horizontal	39	1.30	-
AV	5.716G	96.80	Inf	-Inf	8.78	3	Horizontal	39	1.30	-
PK	5.9272G	59.38	68.20	-8.82	8.86	3	Horizontal	39	1.30	-

802.11ax HEW80-BF_Nss1,(MCS0)_4TX

5290MHz_TX

01/03/2019

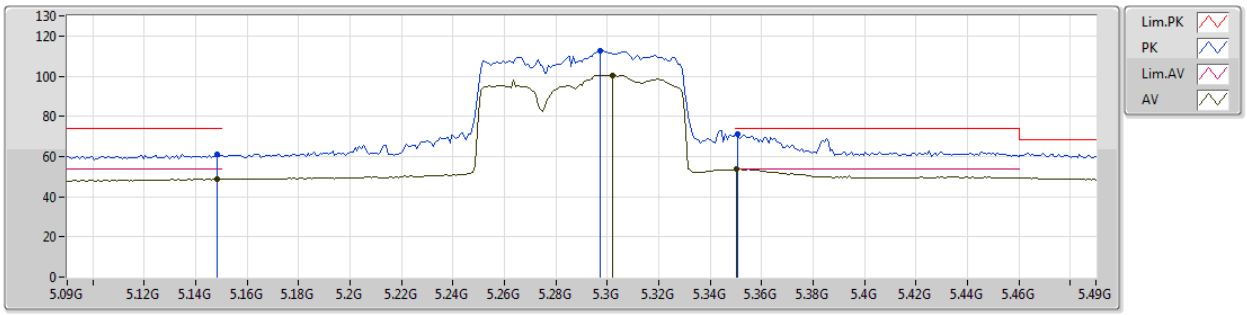

EUT Y_4TX
Setting 45
02-C-5-10
FSP
ANT14

Type	Freq	Level	Limit	Margin	Factor	Dist	Condition	Azimuth	Height	Comments
	(Hz)	(dBuV/m)	(dBuV/m)	(dB)	(dB)	(m)		(°)	(m)	
PK	5.1484G	61.22	74.00	-12.78	8.04	3	Vertical	331	2.21	-
AV	5.1484G	48.76	54.00	-5.24	8.04	3	Vertical	331	2.21	-
PK	5.2972G	112.61	Inf	-Inf	8.31	3	Vertical	331	2.21	-
AV	5.302G	100.53	Inf	-Inf	8.31	3	Vertical	331	2.21	-
PK	5.3505G	71.13	74.00	-2.87	8.38	3	Vertical	331	2.21	-
AV	5.3501G	53.80	54.00	-0.20	8.38	3	Vertical	331	2.21	-

802.11ax HEW80-BF_Nss1,(MCS0)_4TX

5290MHz_TX

01/03/2019

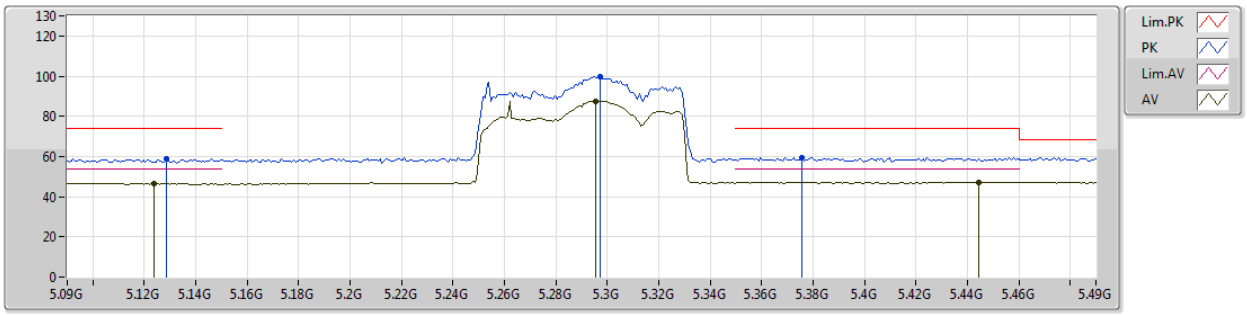

EUT Y_4TX
Setting 45
02-C-5-10
FSP
ANT14

Type	Freq	Level	Limit	Margin	Factor	Dist	Condition	Azimuth	Height	Comments
	(Hz)	(dBuV/m)	(dBuV/m)	(dB)	(dB)	(m)		(°)	(m)	
PK	5.1284G	59.00	74.00	-15.00	8.01	3	Horizontal	300	1.71	-
AV	5.1236G	46.53	54.00	-7.47	7.99	3	Horizontal	300	1.71	-
PK	5.2972G	99.65	Inf	-Inf	8.31	3	Horizontal	300	1.71	-
AV	5.2956G	87.57	Inf	-Inf	8.30	3	Horizontal	300	1.71	-
PK	5.3756G	59.67	74.00	-14.33	8.41	3	Horizontal	300	1.71	-
AV	5.4444G	47.20	54.00	-6.80	8.52	3	Horizontal	300	1.71	-

802.11ax HEW80-BF_Nss1,(MCS0)_4TX

5530MHz_TX

01/03/2019

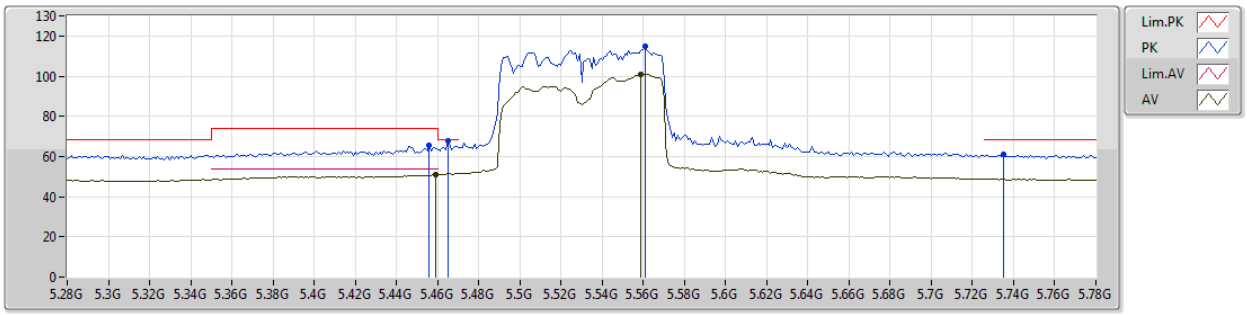

EUT Y_4TX
Setting 46
02-C-5-10
FSP
ANT14

Type	Freq	Level	Limit	Margin	Factor	Dist	Condition	Azimuth	Height	Comments
	(Hz)	(dBuV/m)	(dBuV/m)	(dB)	(dB)	(m)		(°)	(m)	
PK	5.456G	65.47	74.00	-8.53	8.54	3	Vertical	3	2.36	-
AV	5.459G	51.22	54.00	-2.78	8.55	3	Vertical	3	2.36	-
PK	5.465G	68.03	68.20	-0.17	8.55	3	Vertical	3	2.36	-
PK	5.561G	114.83	Inf	-Inf	8.63	3	Vertical	3	2.36	-
AV	5.559G	101.04	Inf	-Inf	8.63	3	Vertical	3	2.36	-
PK	5.735G	60.81	68.20	-7.39	8.82	3	Vertical	3	2.36	-

802.11ax HEW80-BF_Nss1,(MCS0)_4TX

5530MHz_TX

01/03/2019

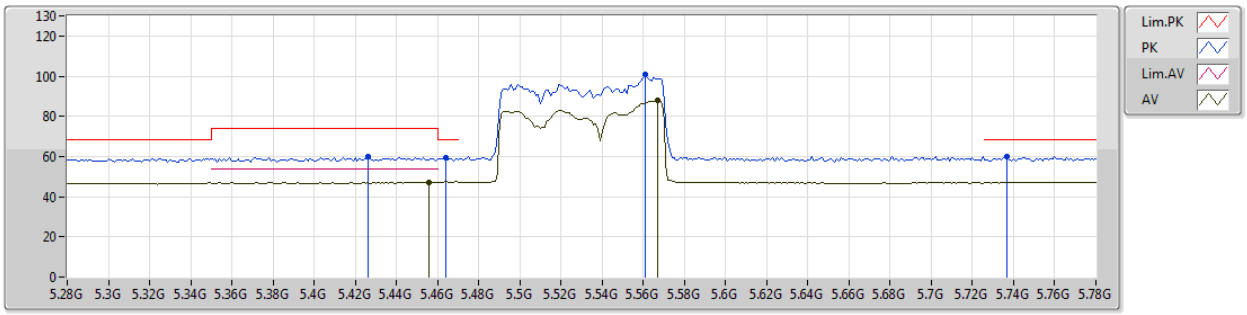

EUT Y_4TX
Setting 46
02-C-5-10
FSP
ANT14

Type	Freq	Level	Limit	Margin	Factor	Dist	Condition	Azimuth	Height	Comments
	(Hz)	(dBuV/m)	(dBuV/m)	(dB)	(dB)	(m)		(°)	(m)	
PK	5.426G	59.69	74.00	-14.31	8.49	3	Horizontal	311	1.98	-
AV	5.456G	47.13	54.00	-6.87	8.54	3	Horizontal	311	1.98	-
PK	5.464G	59.14	68.20	-9.06	8.55	3	Horizontal	311	1.98	-
PK	5.561G	100.64	Inf	-Inf	8.63	3	Horizontal	311	1.98	-
AV	5.567G	87.78	Inf	-Inf	8.63	3	Horizontal	311	1.98	-
PK	5.737G	60.17	68.20	-8.03	8.82	3	Horizontal	311	1.98	-

802.11ax HEW80-BF_Nss1,(MCS0)_4TX

5610MHz_TX

01/03/2019

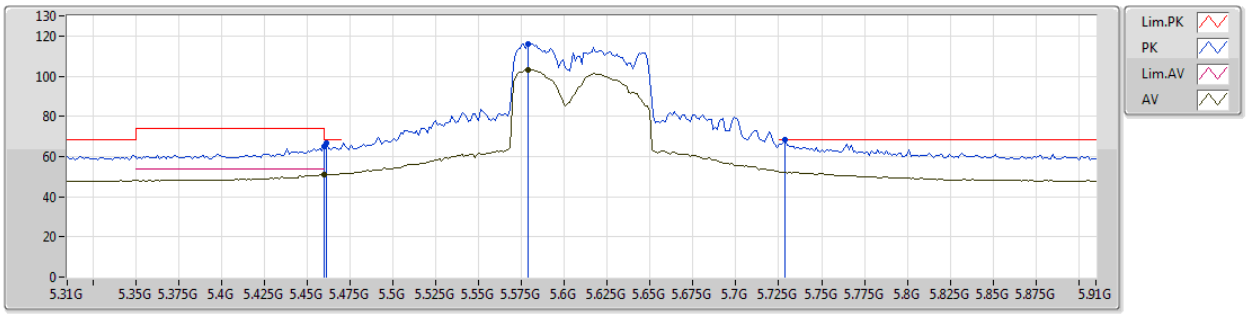

EUT Y_4TX
Setting 57
02-C-5-10
FSP
ANT14

Type	Freq	Level	Limit	Margin	Factor	Dist	Condition	Azimuth	Height	Comments
	(Hz)	(dBuV/m)	(dBuV/m)	(dB)	(dB)	(m)		(°)	(m)	
PK	5.4597G	64.90	74.00	-9.10	8.55	3	Vertical	19	2.24	-
AV	5.4599G	51.00	54.00	-3.00	8.55	3	Vertical	19	2.24	-
PK	5.4612G	66.70	68.20	-1.50	8.55	3	Vertical	19	2.24	-
PK	5.5788G	116.25	Inf	-Inf	8.64	3	Vertical	19	2.24	-
AV	5.5788G	103.19	Inf	-Inf	8.64	3	Vertical	19	2.24	-
PK	5.7288G	68.11	68.20	-0.09	8.81	3	Vertical	19	2.24	-

802.11ax HEW80-BF_Nss1,(MCS0)_4TX

5610MHz_TX

01/03/2019

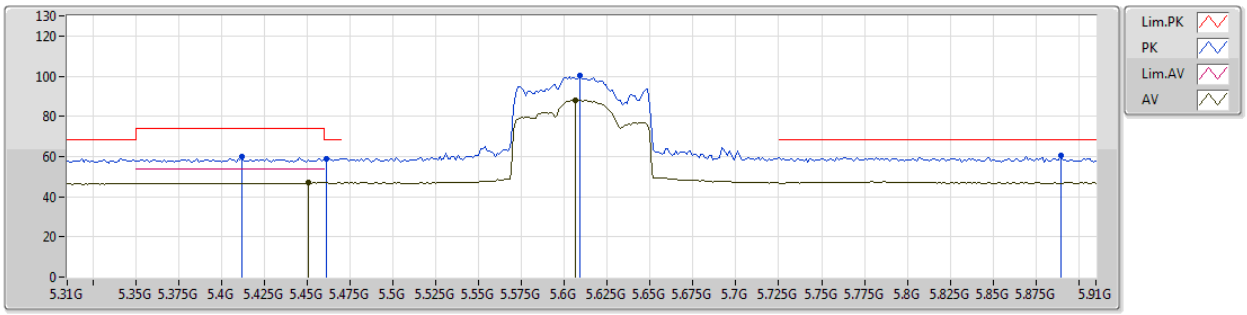

EUT Y_4TX
Setting 57
02-C-5-10
FSP
ANT14

Type	Freq	Level	Limit	Margin	Factor	Dist	Condition	Azimuth	Height	Comments
	(Hz)	(dBuV/m)	(dBuV/m)	(dB)	(dB)	(m)		(°)	(m)	
PK	5.412G	59.84	74.00	-14.16	8.46	3	Horizontal	305	1.55	-
AV	5.4504G	46.90	54.00	-7.10	8.54	3	Horizontal	305	1.55	-
PK	5.4612G	58.77	68.20	-9.43	8.55	3	Horizontal	305	1.55	-
PK	5.6088G	100.16	Inf	-Inf	8.65	3	Horizontal	305	1.55	-
AV	5.6064G	88.18	Inf	-Inf	8.65	3	Horizontal	305	1.55	-
PK	5.8896G	60.41	68.20	-7.79	8.86	3	Horizontal	305	1.55	-

802.11ax HEW80-BF_Nss1,(MCS0)_4TX

5690MHz Straddle 5.47-5.725GHz_TX

01/03/2019

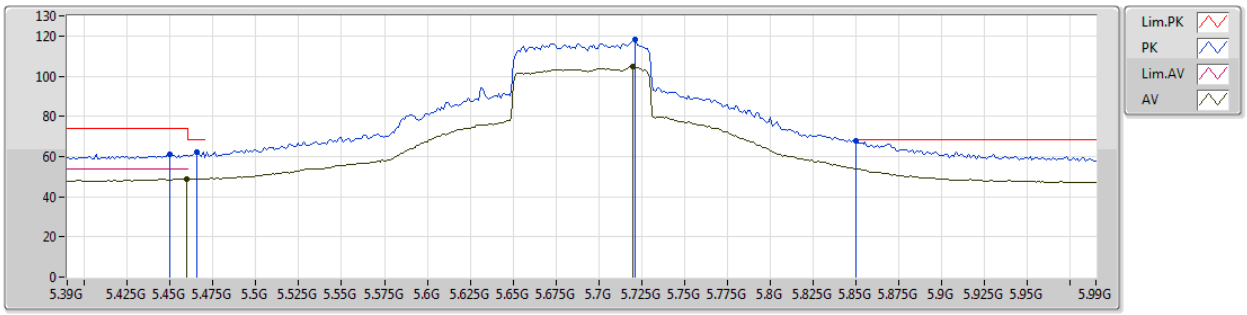

EUT Y_4TX
Setting 70
02-C-5-10
FSP
ANT14

Type	Freq	Level	Limit	Margin	Factor	Dist	Condition	Azimuth	Height	Comments
	(Hz)	(dBuV/m)	(dBuV/m)	(dB)	(dB)	(m)		(°)	(m)	
PK	5.45G	61.28	74.00	-12.72	8.54	3	Vertical	19	2.98	-
PK	5.4656G	62.20	68.20	-6.00	8.56	3	Vertical	19	2.98	-
AV	5.4596G	48.84	54.00	-5.16	8.55	3	Vertical	19	2.98	-
PK	5.7212G	118.31	Inf	-Inf	8.79	3	Vertical	19	2.98	-
AV	5.72G	104.60	Inf	-Inf	8.79	3	Vertical	19	2.98	-
PK	5.8501G	68.06	68.20	-0.14	8.86	3	Vertical	19	2.98	-

802.11ax HEW80-BF_Nss1,(MCS0)_4TX

5690MHz Straddle 5.47-5.725GHz_TX

01/03/2019

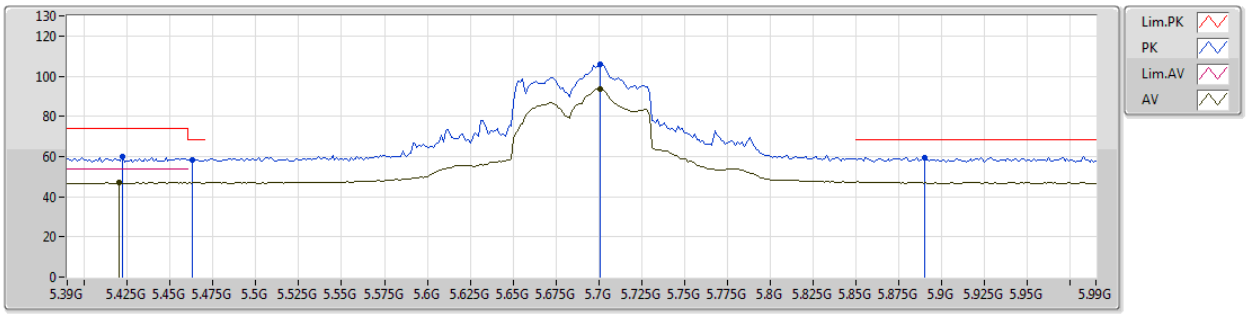

EUT Y_4TX
Setting 70
02-C-5-10
FSP
ANT14

Type	Freq	Level	Limit	Margin	Factor	Dist	Condition	Azimuth	Height	Comments
	(Hz)	(dBuV/m)	(dBuV/m)	(dB)	(dB)	(m)		(°)	(m)	
PK	5.4224G	60.01	74.00	-13.99	8.48	3	Horizontal	297	1.99	-
AV	5.42G	46.94	54.00	-7.06	8.48	3	Horizontal	297	1.99	-
PK	5.4632G	58.49	68.20	-9.71	8.55	3	Horizontal	297	1.99	-
PK	5.7008G	105.93	Inf	-Inf	8.77	3	Horizontal	297	1.99	-
AV	5.7008G	93.57	Inf	-Inf	8.77	3	Horizontal	297	1.99	-
PK	5.8904G	59.42	68.20	-8.78	8.86	3	Horizontal	297	1.99	-

802.11ax HEW160-BF_Nss1,(MCS0)_4TX

5250MHz Straddle 5.25-5.35GHz_TX

01/03/2019

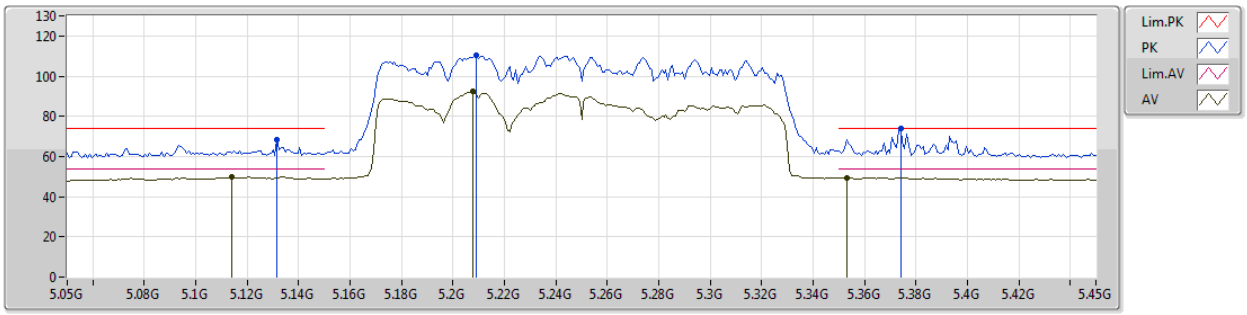

EUT Y_4TX
Setting 40
02-C-5-10
FSP
ANT14

Type	Freq	Level	Limit	Margin	Factor	Dist	Condition	Azimuth	Height	Comments
	(Hz)	(dBuV/m)	(dBuV/m)	(dB)	(dB)	(m)		(°)	(m)	
PK	5.1316G	68.57	74.00	-5.43	8.01	3	Vertical	343	1.01	-
AV	5.114G	49.80	54.00	-4.20	7.97	3	Vertical	343	1.01	-
PK	5.2092G	110.56	Inf	-Inf	8.17	3	Vertical	343	1.01	-
AV	5.2076G	92.45	Inf	-Inf	8.17	3	Vertical	343	1.01	-
PK	5.374G	73.82	74.00	-0.18	8.40	3	Vertical	343	1.01	-
AV	5.3532G	49.58	54.00	-4.42	8.38	3	Vertical	343	1.01	-

802.11ax HEW160-BF_Nss1,(MCS0)_4TX

5250MHz Straddle 5.25-5.35GHz_TX

01/03/2019

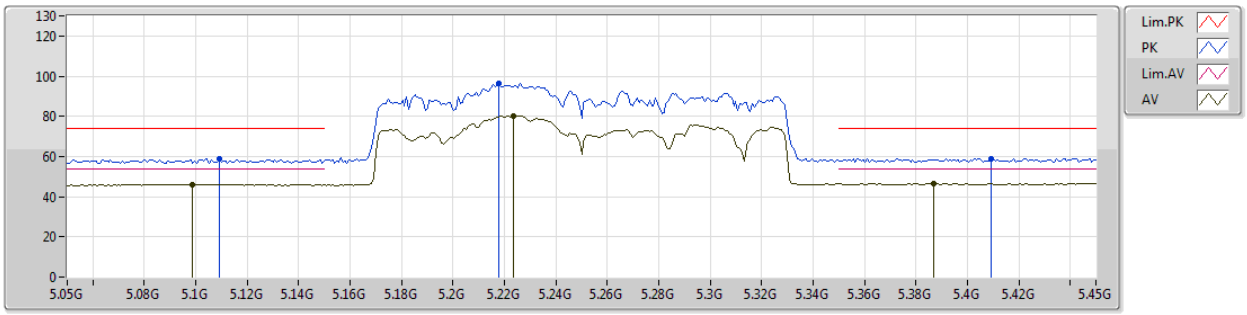

EUT Y_4TX
Setting 40
02-C-5-10
FSP
ANT14

Type	Freq	Level	Limit	Margin	Factor	Dist	Condition	Azimuth	Height	Comments
	(Hz)	(dBuV/m)	(dBuV/m)	(dB)	(dB)	(m)		(°)	(m)	
PK	5.1092G	58.72	74.00	-15.28	7.96	3	Horizontal	295	2.01	-
AV	5.0988G	46.05	54.00	-7.95	7.94	3	Horizontal	295	2.01	-
PK	5.218G	96.43	Inf	-Inf	8.19	3	Horizontal	295	2.01	-
AV	5.2236G	80.27	Inf	-Inf	8.20	3	Horizontal	295	2.01	-
PK	5.4092G	59.00	74.00	-15.00	8.45	3	Horizontal	295	2.01	-
AV	5.3868G	46.36	54.00	-7.64	8.43	3	Horizontal	295	2.01	-

802.11ax HEW160-BF_Nss1,(MCS0)_4TX

5570MHz_TX

01/03/2019

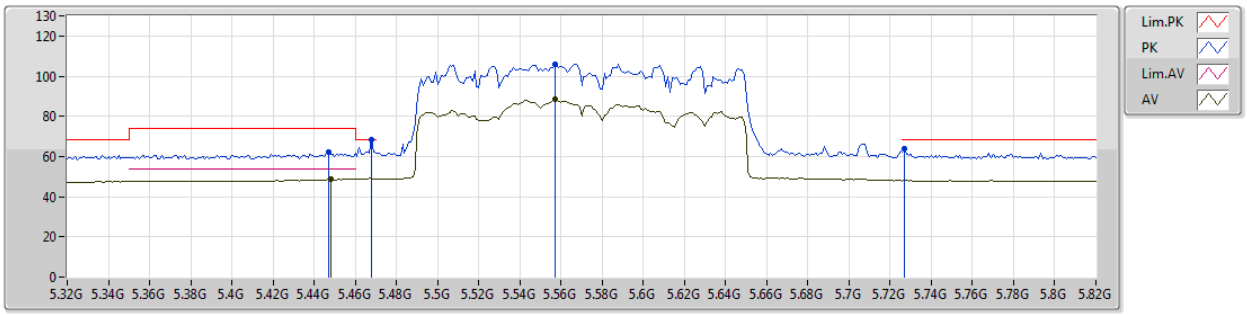

EUT Y_4TX
Setting 25
02-C-5-10
FSP
ANT14

Type	Freq	Level	Limit	Margin	Factor	Dist	Condition	Azimuth	Height	Comments
	(Hz)	(dBuV/m)	(dBuV/m)	(dB)	(dB)	(m)		(°)	(m)	
PK	5.447G	62.17	74.00	-11.83	8.52	3	Vertical	352	2.18	-
AV	5.448G	48.82	54.00	-5.18	8.52	3	Vertical	352	2.18	-
PK	5.468G	68.13	68.20	-0.07	8.56	3	Vertical	352	2.18	-
PK	5.557G	106.18	Inf	-Inf	8.63	3	Vertical	352	2.18	-
AV	5.557G	88.26	Inf	-Inf	8.63	3	Vertical	352	2.18	-
PK	5.727G	63.63	68.20	-4.57	8.81	3	Vertical	352	2.18	-

802.11ax HEW160-BF_Nss1,(MCS0)_4TX

5570MHz_TX

01/03/2019

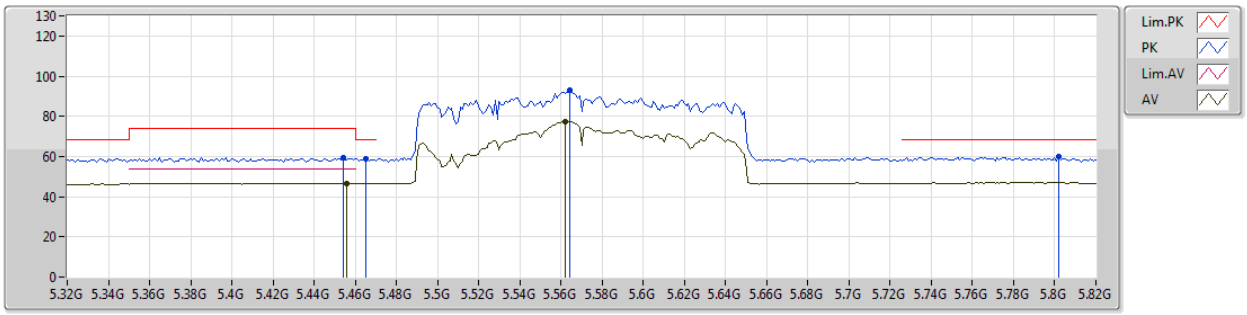

EUT Y_4TX
Setting 25
02-C-5-10
FSP
ANT14

Type	Freq	Level	Limit	Margin	Factor	Dist	Condition	Azimuth	Height	Comments
	(Hz)	(dBuV/m)	(dBuV/m)	(dB)	(dB)	(m)		(°)	(m)	
PK	5.454G	59.65	74.00	-14.35	8.54	3	Horizontal	317	2.33	-
AV	5.456G	46.72	54.00	-7.28	8.54	3	Horizontal	317	2.33	-
PK	5.465G	58.89	68.20	-9.31	8.55	3	Horizontal	317	2.33	-
PK	5.564G	92.83	Inf	-Inf	8.63	3	Horizontal	317	2.33	-
AV	5.562G	77.58	Inf	-Inf	8.63	3	Horizontal	317	2.33	-
PK	5.802G	59.72	68.20	-8.48	8.88	3	Horizontal	317	2.33	-

For Non-beamforming / 4T4S mode
Summary

Mode	Result	Type	Freq (Hz)	Level (dBuV/m)	Limit (dBuV/m)	Margin (dB)	Factor (dB)	Dist (m)	Condition	Azimuth (°)	Height (m)	Comments
5.47-5.725GHz	-	-	-	-	-	-	-	-	-	-	-	-
802.11ax HEW40_Nss4,(MCS0)_4TX	Pass	AV	5.456G	53.98	54.00	-0.02	8.54	3	Vertical	343	2.37	-

802.11ax HEW20_Nss4,(MCS0)_4TX

5260MHz_TX

26/02/2019

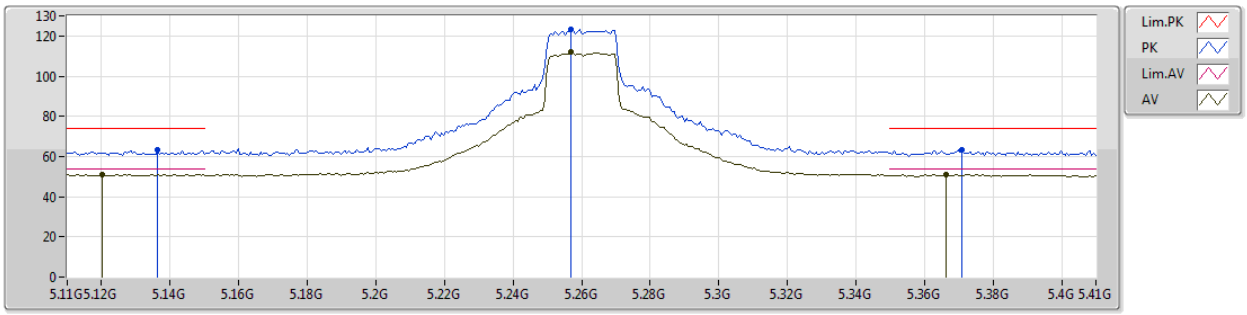

EUT Y_4TX
Setting 70
02-C-5-10
FSP
ANT14

Type	Freq	Level	Limit	Margin	Factor	Dist	Condition	Azimuth	Height	Comments
	(Hz)	(dBuV/m)	(dBuV/m)	(dB)	(dB)	(m)		(°)	(m)	
PK	5.1364G	63.48	74.00	-10.52	8.02	3	Vertical	346	2.44	-
AV	5.1202G	50.93	54.00	-3.07	7.98	3	Vertical	346	2.44	-
PK	5.257G	123.47	Inf	-Inf	8.25	3	Vertical	346	2.44	-
AV	5.257G	112.05	Inf	-Inf	8.25	3	Vertical	346	2.44	-
PK	5.371G	63.51	74.00	-10.49	8.40	3	Vertical	346	2.44	-
AV	5.3662G	51.09	54.00	-2.91	8.39	3	Vertical	346	2.44	-

802.11ax HEW20_Nss4,(MCS0)_4TX

5260MHz_TX

26/02/2019

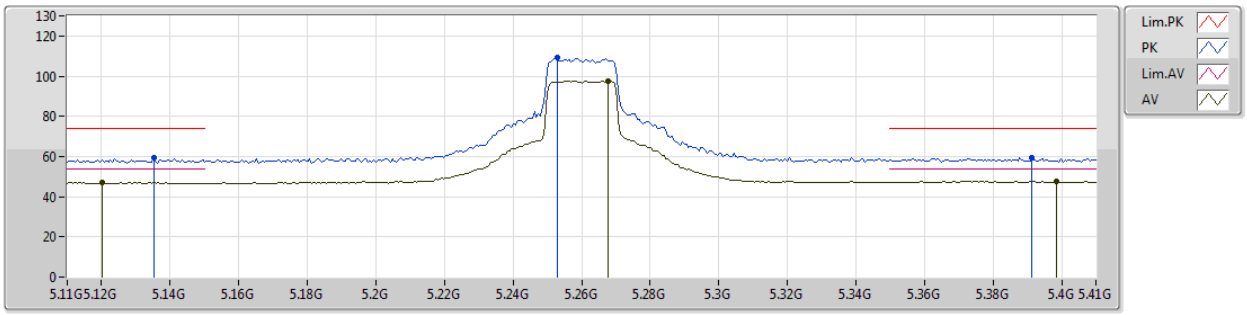

EUT Y_4TX
Setting 70
02-C-5-10
FSP
ANT14

Type	Freq	Level	Limit	Margin	Factor	Dist	Condition	Azimuth	Height	Comments
	(Hz)	(dBuV/m)	(dBuV/m)	(dB)	(dB)	(m)		(°)	(m)	
PK	5.1352G	59.49	74.00	-14.51	8.02	3	Horizontal	311	2.29	-
AV	5.1202G	46.98	54.00	-7.02	7.98	3	Horizontal	311	2.29	-
PK	5.2528G	109.10	Inf	-Inf	8.24	3	Horizontal	311	2.29	-
AV	5.2678G	97.60	Inf	-Inf	8.26	3	Horizontal	311	2.29	-
PK	5.3914G	59.19	74.00	-14.81	8.43	3	Horizontal	311	2.29	-
AV	5.3986G	47.81	54.00	-6.19	8.44	3	Horizontal	311	2.29	-

802.11ax HEW20_Nss4,(MCS0)_4TX

5300MHz_TX

26/02/2019

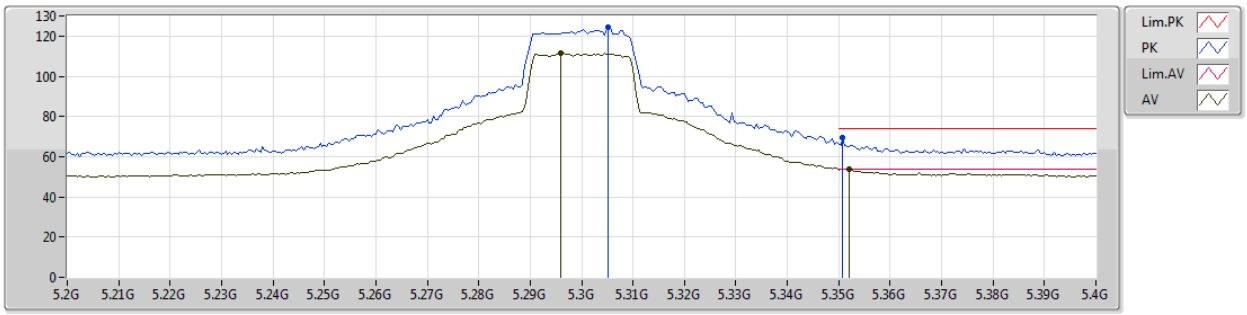

EUT Y_4TX
Setting 71
02-C-5-10
FSP
ANT14

Type	Freq	Level	Limit	Margin	Factor	Dist	Condition	Azimuth	Height	Comments
	(Hz)	(dBuV/m)	(dBuV/m)	(dB)	(dB)	(m)		(°)	(m)	
PK	5.3052G	124.54	Inf	-Inf	8.32	3	Vertical	351	2.42	-
AV	5.296G	111.71	Inf	-Inf	8.31	3	Vertical	351	2.42	-
PK	5.3508G	69.70	74.00	-4.30	8.38	3	Vertical	351	2.42	-
AV	5.352G	53.83	54.00	-0.17	8.38	3	Vertical	351	2.42	-

802.11ax HEW20_Nss4,(MCS0)_4TX

5300MHz_TX

26/02/2019

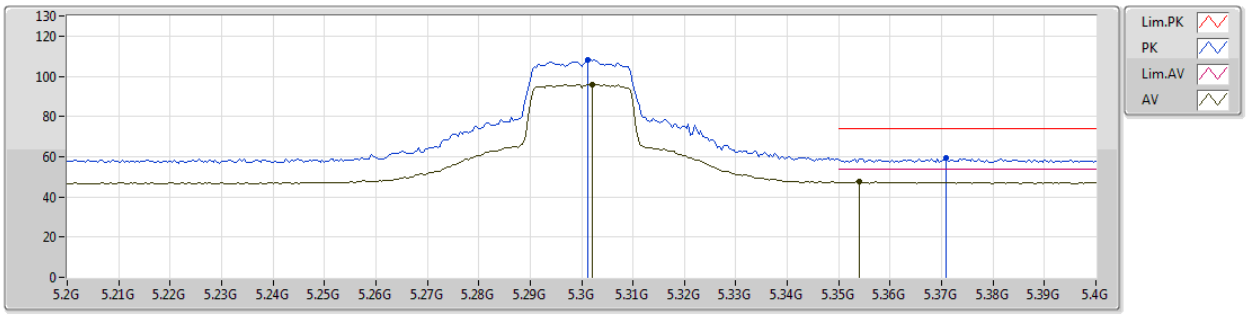

EUT Y_4TX
Setting 71
02-C-5-10
FSP
ANT14

Type	Freq	Level	Limit	Margin	Factor	Dist	Condition	Azimuth	Height	Comments
	(Hz)	(dBuV/m)	(dBuV/m)	(dB)	(dB)	(m)		(°)	(m)	
PK	5.3012G	108.17	Inf	-Inf	8.31	3	Horizontal	69	1.30	-
AV	5.302G	96.08	Inf	-Inf	8.31	3	Horizontal	69	1.30	-
PK	5.3708G	59.39	74.00	-14.61	8.40	3	Horizontal	69	1.30	-
AV	5.354G	47.52	54.00	-6.48	8.38	3	Horizontal	69	1.30	-

802.11ax HEW20_Nss4,(MCS0)_4TX

5320MHz_TX

26/02/2019

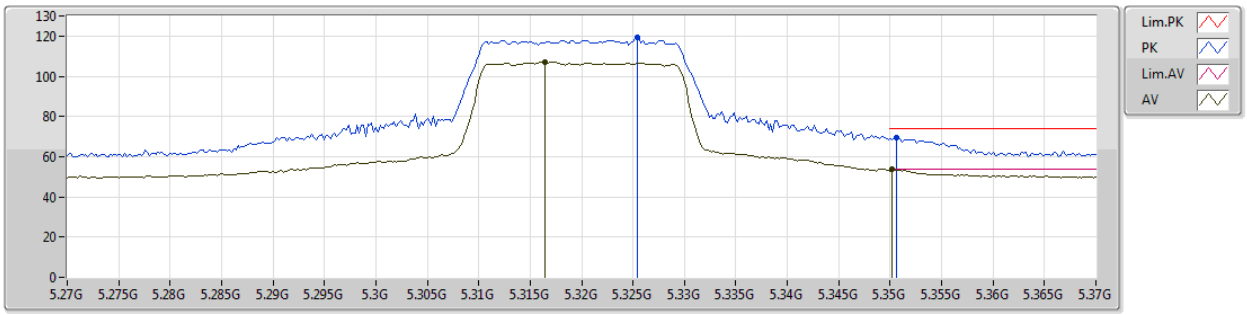

EUT Y_4TX
Setting 54
02-C-5-10
FSP
ANT14

Type	Freq	Level	Limit	Margin	Factor	Dist	Condition	Azimuth	Height	Comments
	(Hz)	(dBuV/m)	(dBuV/m)	(dB)	(dB)	(m)		(°)	(m)	
PK	5.3254G	119.09	Inf	-Inf	8.35	3	Vertical	348	2.29	-
AV	5.3164G	107.29	Inf	-Inf	8.33	3	Vertical	348	2.29	-
PK	5.3506G	69.24	74.00	-4.76	8.38	3	Vertical	348	2.29	-
AV	5.3502G	53.88	54.00	-0.12	8.38	3	Vertical	348	2.29	-

802.11ax HEW20_Nss4,(MCS0)_4TX

5320MHz_TX

26/02/2019

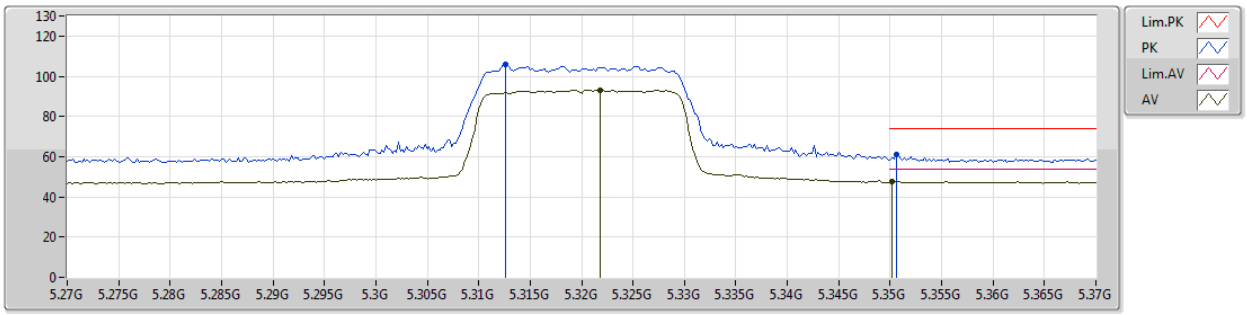

EUT Y_4TX
Setting 54
02-C-5-10
FSP
ANT14

Type	Freq	Level	Limit	Margin	Factor	Dist	Condition	Azimuth	Height	Comments
	(Hz)	(dBuV/m)	(dBuV/m)	(dB)	(dB)	(m)		(°)	(m)	
PK	5.3126G	106.04	Inf	-Inf	8.32	3	Horizontal	316	2.14	-
AV	5.3218G	93.23	Inf	-Inf	8.33	3	Horizontal	316	2.14	-
PK	5.3506G	60.88	74.00	-13.12	8.38	3	Horizontal	316	2.14	-
AV	5.3502G	47.72	54.00	-6.28	8.38	3	Horizontal	316	2.14	-

802.11ax HEW20_Nss4,(MCS0)_4TX

5500MHz_TX

26/02/2019

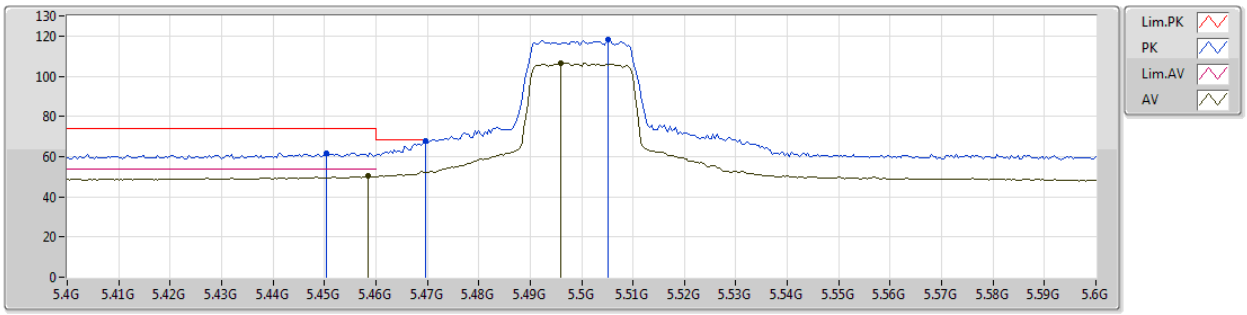

EUT Y_4TX
Setting 50
02-C-5-10
FSP
ANT14

Type	Freq	Level	Limit	Margin	Factor	Dist	Condition	Azimuth	Height	Comments
	(Hz)	(dBuV/m)	(dBuV/m)	(dB)	(dB)	(m)		(°)	(m)	
PK	5.4504G	61.84	74.00	-12.16	8.54	3	Vertical	353	2.37	-
AV	5.4584G	50.44	54.00	-3.56	8.55	3	Vertical	353	2.37	-
PK	5.5052G	118.46	Inf	-Inf	8.62	3	Vertical	353	2.37	-
AV	5.496G	106.72	Inf	-Inf	8.61	3	Vertical	353	2.37	-
PK	5.4696G	68.01	68.20	-0.19	8.56	3	Vertical	353	2.37	-

802.11ax HEW20_Nss4,(MCS0)_4TX

5500MHz_TX

26/02/2019

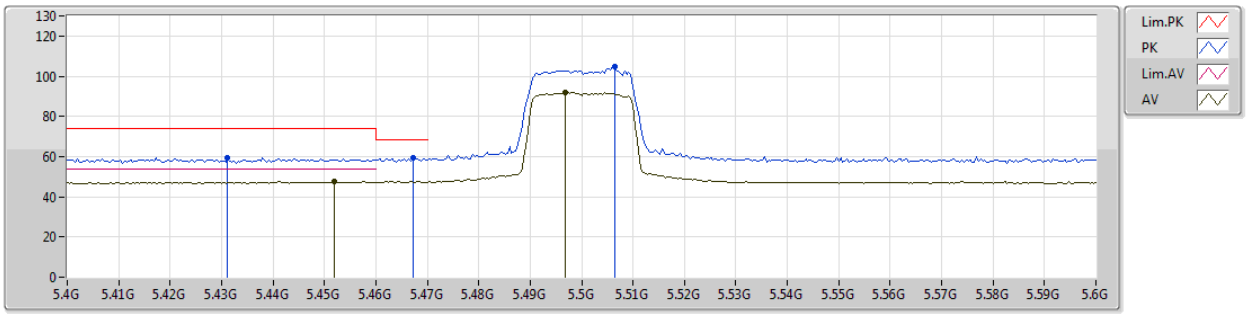

EUT Y_4TX
Setting 50
02-C-5-10
FSP
ANT14

Type	Freq	Level	Limit	Margin	Factor	Dist	Condition	Azimuth	Height	Comments
	(Hz)	(dBuV/m)	(dBuV/m)	(dB)	(dB)	(m)		(°)	(m)	
PK	5.4312G	59.60	74.00	-14.40	8.50	3	Horizontal	37	1.19	-
AV	5.452G	47.54	54.00	-6.46	8.54	3	Horizontal	37	1.19	-
PK	5.4672G	59.60	68.20	-8.60	8.56	3	Horizontal	37	1.19	-
PK	5.5064G	104.73	Inf	-Inf	8.62	3	Horizontal	37	1.19	-
AV	5.4968G	92.05	Inf	-Inf	8.62	3	Horizontal	37	1.19	-

802.11ax HEW20_Nss4,(MCS0)_4TX

5580MHz_TX

26/02/2019

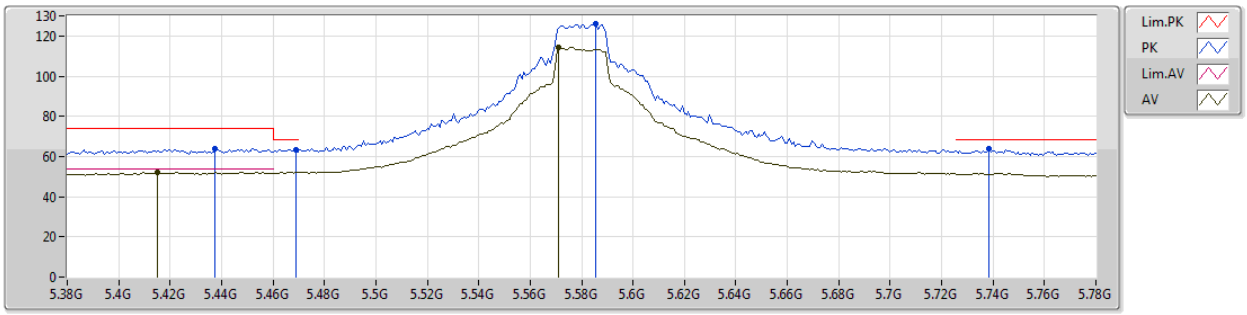

EUT Y_4TX
Setting 88
02-C-5-13
FSP
ANT14

Type	Freq	Level	Limit	Margin	Factor	Dist	Condition	Azimuth	Height	Comments
	(Hz)	(dBuV/m)	(dBuV/m)	(dB)	(dB)	(m)		(°)	(m)	
PK	5.4376G	63.63	74.00	-10.37	8.51	3	Vertical	357	2.24	-
AV	5.4152G	52.13	54.00	-1.87	8.46	3	Vertical	357	2.24	-
PK	5.4688G	63.44	68.20	-4.76	8.56	3	Vertical	357	2.24	-
PK	5.5856G	126.18	Inf	-Inf	8.64	3	Vertical	357	2.24	-
AV	5.5712G	114.39	Inf	-Inf	8.63	3	Vertical	357	2.24	-
PK	5.7384G	63.67	68.20	-4.53	8.81	3	Vertical	357	2.24	-

802.11ax HEW20_Nss4,(MCS0)_4TX

5580MHz_TX

26/02/2019

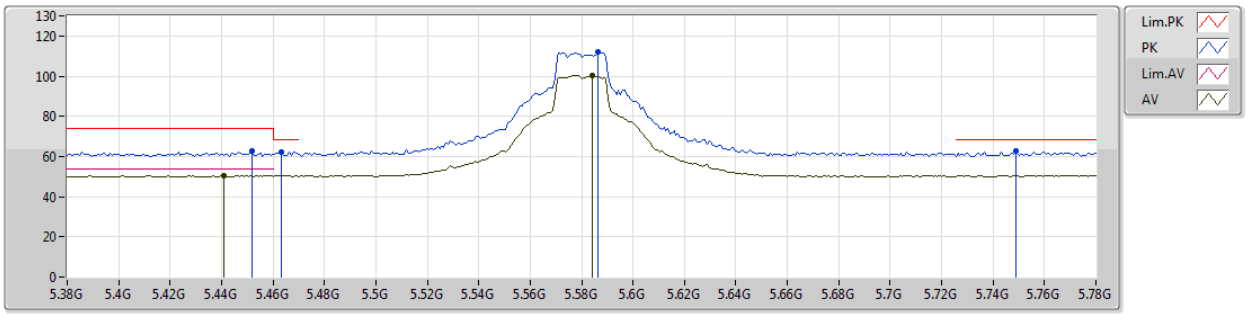

EUT Y_4TX
Setting 88
02-C-5-13
FSP
ANT14

Type	Freq	Level	Limit	Margin	Factor	Dist	Condition	Azimuth	Height	Comments
	(Hz)	(dBuV/m)	(dBuV/m)	(dB)	(dB)	(m)		(°)	(m)	
PK	5.452G	62.67	74.00	-11.33	8.54	3	Horizontal	322	2.35	-
AV	5.4408G	50.46	54.00	-3.54	8.51	3	Horizontal	322	2.35	-
PK	5.4632G	62.24	68.20	-5.96	8.55	3	Horizontal	322	2.35	-
PK	5.5864G	112.14	Inf	-Inf	8.64	3	Horizontal	322	2.35	-
AV	5.584G	100.49	Inf	-Inf	8.64	3	Horizontal	322	2.35	-
PK	5.7488G	62.88	68.20	-5.32	8.82	3	Horizontal	322	2.35	-

802.11ax HEW20_Nss4,(MCS0)_4TX

5700MHz_TX

26/02/2019

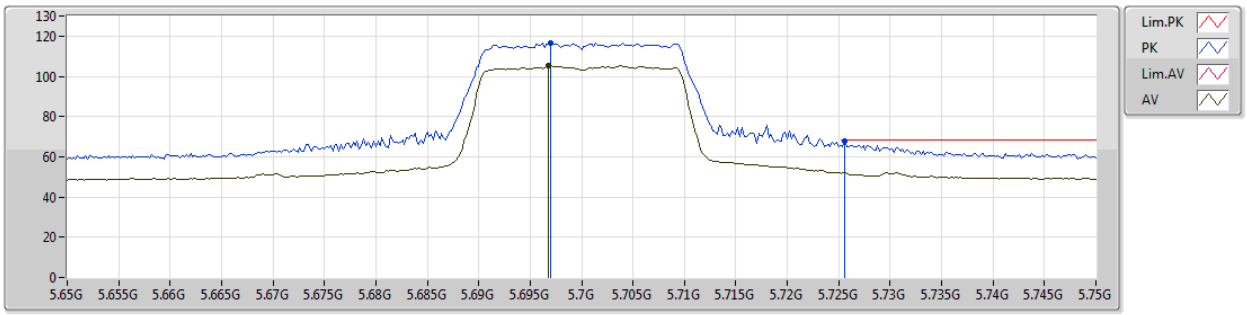

EUT Y_4TX
Setting 44
02-C-5-10
FSP
ANT14

Type	Freq	Level	Limit	Margin	Factor	Dist	Condition	Azimuth	Height	Comments
	(Hz)	(dBuV/m)	(dBuV/m)	(dB)	(dB)	(m)		(°)	(m)	
PK	5.697G	116.73	Inf	-Inf	8.77	3	Vertical	348	2.34	-
AV	5.6968G	105.20	Inf	-Inf	8.77	3	Vertical	348	2.34	-
PK	5.7256G	68.05	68.20	-0.15	8.80	3	Vertical	348	2.34	-

802.11ax HEW20_Nss4,(MCS0)_4TX

5700MHz_TX

26/02/2019

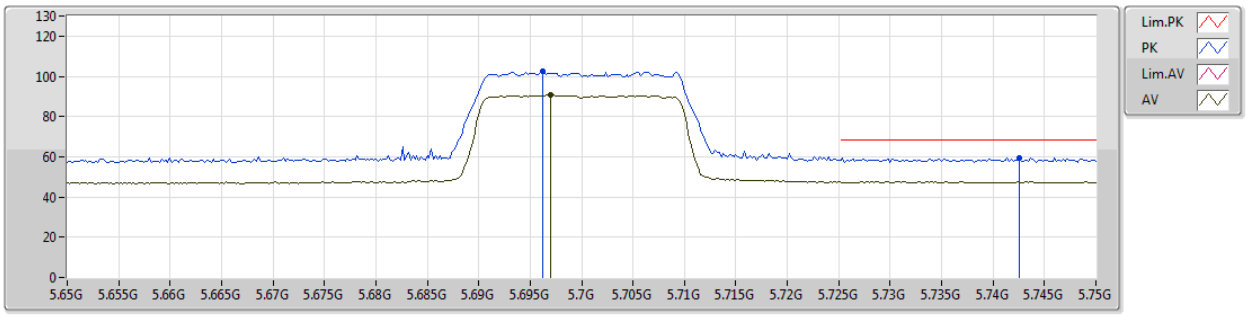

EUT Y_4TX
Setting 44
02-C-5-10
FSP
ANT14

Type	Freq	Level	Limit	Margin	Factor	Dist	Condition	Azimuth	Height	Comments
	(Hz)	(dBuV/m)	(dBuV/m)	(dB)	(dB)	(m)		(°)	(m)	
PK	5.6962G	102.34	Inf	-Inf	8.76	3	Horizontal	323	2.22	-
AV	5.697G	90.99	Inf	-Inf	8.77	3	Horizontal	323	2.22	-
PK	5.7426G	59.57	68.20	-8.63	8.82	3	Horizontal	323	2.22	-

802.11ax HEW20_Nss4,(MCS0)_4TX

5720MHz Straddle 5.47-5.725GHz_TX

26/02/2019

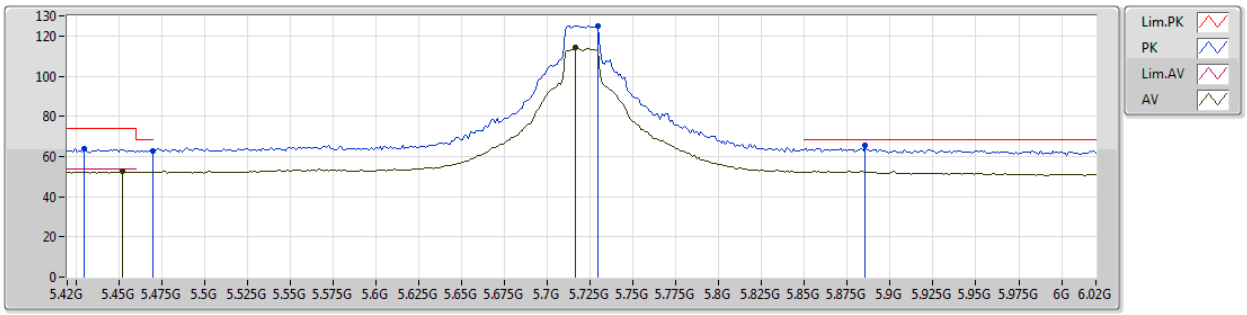

EUT Y_4TX
Setting 85
02-C-5-13
FSP
ANT14

Type	Freq	Level	Limit	Margin	Factor	Dist	Condition	Azimuth	Height	Comments
	(Hz)	(dBuV/m)	(dBuV/m)	(dB)	(dB)	(m)		(°)	(m)	
PK	5.4296G	63.63	74.00	-10.37	8.50	3	Vertical	344	2.23	-
AV	5.4524G	52.42	54.00	-1.58	8.54	3	Vertical	344	2.23	-
PK	5.4698G	62.96	68.20	-5.24	8.56	3	Vertical	344	2.23	-
PK	5.7296G	125.19	Inf	-Inf	8.81	3	Vertical	344	2.23	-
AV	5.7164G	114.29	Inf	-Inf	8.78	3	Vertical	344	2.23	-
PK	5.8856G	65.45	68.20	-2.75	8.86	3	Vertical	344	2.23	-

802.11ax HEW20_Nss4,(MCS0)_4TX

5720MHz Straddle 5.47-5.725GHz_TX

26/02/2019

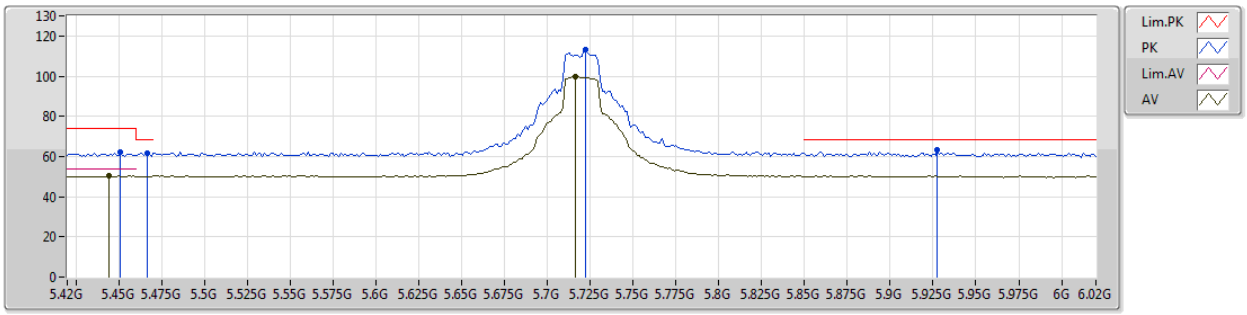

EUT Y_4TX
Setting 85
02-C-5-13
FSP
ANT14

Type	Freq	Level	Limit	Margin	Factor	Dist	Condition	Azimuth	Height	Comments
	(Hz)	(dBuV/m)	(dBuV/m)	(dB)	(dB)	(m)		(°)	(m)	
PK	5.4512G	62.34	74.00	-11.66	8.54	3	Horizontal	328	2.30	-
AV	5.444G	50.53	54.00	-3.47	8.52	3	Horizontal	328	2.30	-
PK	5.4668G	61.72	68.20	-6.48	8.56	3	Horizontal	328	2.30	-
PK	5.7224G	112.92	Inf	-Inf	8.79	3	Horizontal	328	2.30	-
AV	5.7164G	100.02	Inf	-Inf	8.78	3	Horizontal	328	2.30	-
PK	5.9276G	63.27	68.20	-4.93	8.86	3	Horizontal	328	2.30	-

802.11ax HEW40_Nss4,(MCS0)_4TX

5270MHz_TX

26/02/2019

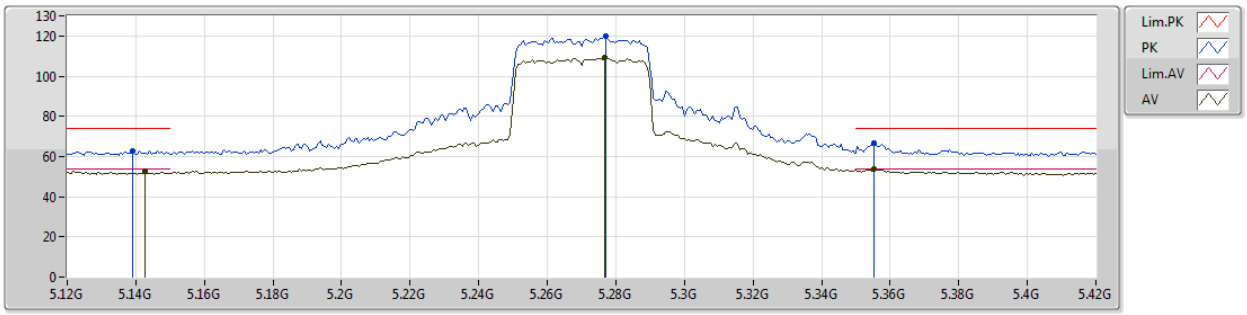

EUT Y_4TX
Setting 60
02-C-5-10
FSP
ANT14

Type	Freq	Level	Limit	Margin	Factor	Dist	Condition	Azimuth	Height	Comments
	(Hz)	(dBuV/m)	(dBuV/m)	(dB)	(dB)	(m)		(°)	(m)	
PK	5.1392G	62.89	74.00	-11.11	8.03	3	Vertical	349	2.31	-
AV	5.1428G	52.50	54.00	-1.50	8.04	3	Vertical	349	2.31	-
PK	5.2772G	119.95	Inf	-Inf	8.27	3	Vertical	349	2.31	-
AV	5.2766G	109.04	Inf	-Inf	8.27	3	Vertical	349	2.31	-
PK	5.3552G	66.72	74.00	-7.28	8.38	3	Vertical	349	2.31	-
AV	5.3552G	53.78	54.00	-0.22	8.38	3	Vertical	349	2.31	-

802.11ax HEW40_Nss4,(MCS0)_4TX

5270MHz_TX

26/02/2019

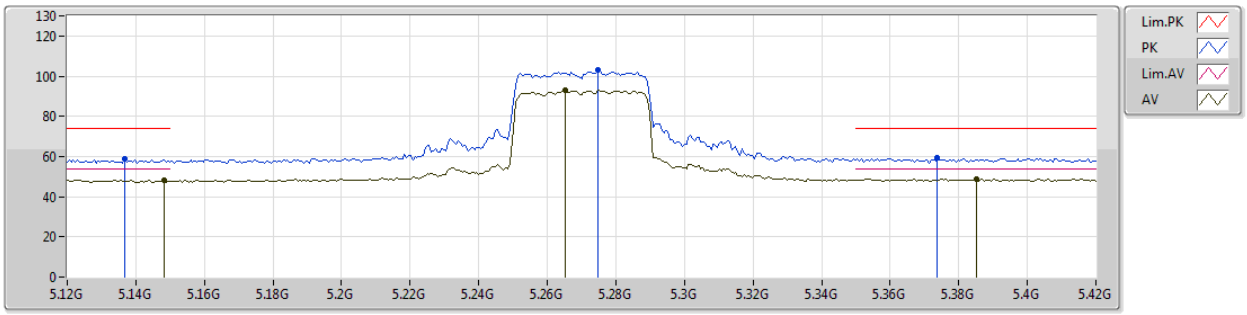

EUT Y_4TX
Setting 60
02-C-5-10
FSP
ANT14

Type	Freq	Level	Limit	Margin	Factor	Dist	Condition	Azimuth	Height	Comments
	(Hz)	(dBuV/m)	(dBuV/m)	(dB)	(dB)	(m)		(°)	(m)	
PK	5.1368G	58.69	74.00	-15.31	8.02	3	Horizontal	73	1.31	-
AV	5.1482G	48.40	54.00	-5.60	8.04	3	Horizontal	73	1.31	-
PK	5.2748G	102.99	Inf	-Inf	8.27	3	Horizontal	73	1.31	-
AV	5.2652G	92.78	Inf	-Inf	8.26	3	Horizontal	73	1.31	-
PK	5.3738G	59.14	74.00	-14.86	8.40	3	Horizontal	73	1.31	-
AV	5.3852G	48.94	54.00	-5.06	8.42	3	Horizontal	73	1.31	-

802.11ax HEW40_Nss4,(MCS0)_4TX

5310MHz_TX

26/02/2019

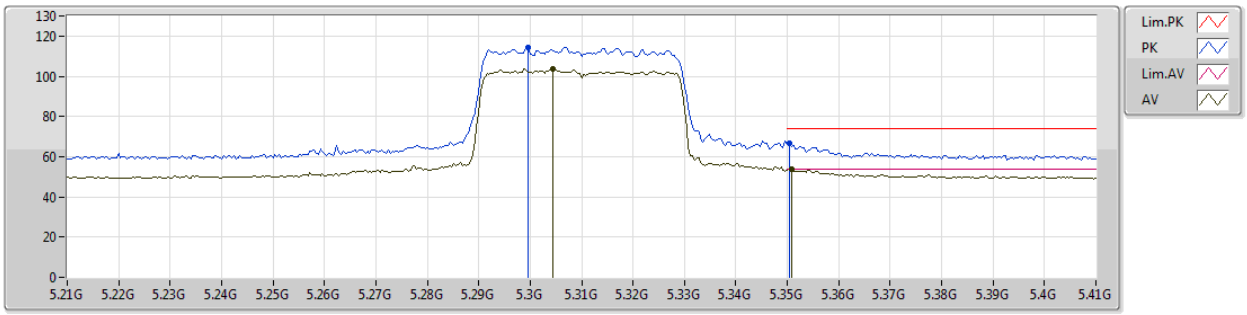

EUT Y_4TX
Setting 45
02-C-5-10
FSP
ANT14

Type	Freq	Level	Limit	Margin	Factor	Dist	Condition	Azimuth	Height	Comments
	(Hz)	(dBuV/m)	(dBuV/m)	(dB)	(dB)	(m)		(°)	(m)	
PK	5.2996G	114.50	Inf	-Inf	8.31	3	Vertical	349	2.20	-
AV	5.3044G	103.71	Inf	-Inf	8.31	3	Vertical	349	2.20	-
PK	5.3504G	66.89	74.00	-7.11	8.38	3	Vertical	349	2.20	-
AV	5.3508G	53.81	54.00	-0.19	8.38	3	Vertical	349	2.20	-

802.11ax HEW40_Nss4,(MCS0)_4TX

5310MHz_TX

26/02/2019

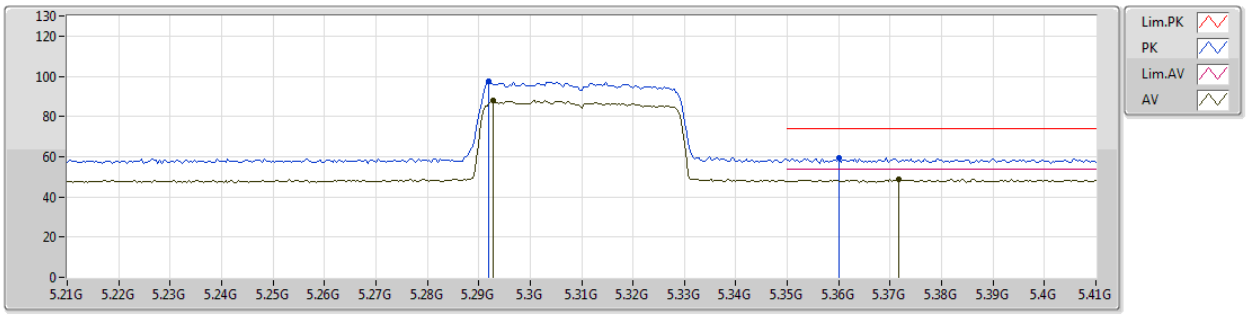

EUT Y_4TX
Setting 45
02-C-5-10
FSP
ANT14

Type	Freq	Level	Limit	Margin	Factor	Dist	Condition	Azimuth	Height	Comments
	(Hz)	(dBuV/m)	(dBuV/m)	(dB)	(dB)	(m)		(°)	(m)	
PK	5.292G	97.28	Inf	-Inf	8.30	3	Horizontal	72	1.29	-
AV	5.2928G	87.93	Inf	-Inf	8.30	3	Horizontal	72	1.29	-
PK	5.36G	59.26	74.00	-14.74	8.39	3	Horizontal	72	1.29	-
AV	5.3716G	48.98	54.00	-5.02	8.40	3	Horizontal	72	1.29	-

802.11ax HEW40_Nss4,(MCS0)_4TX

5510MHz_TX

26/02/2019

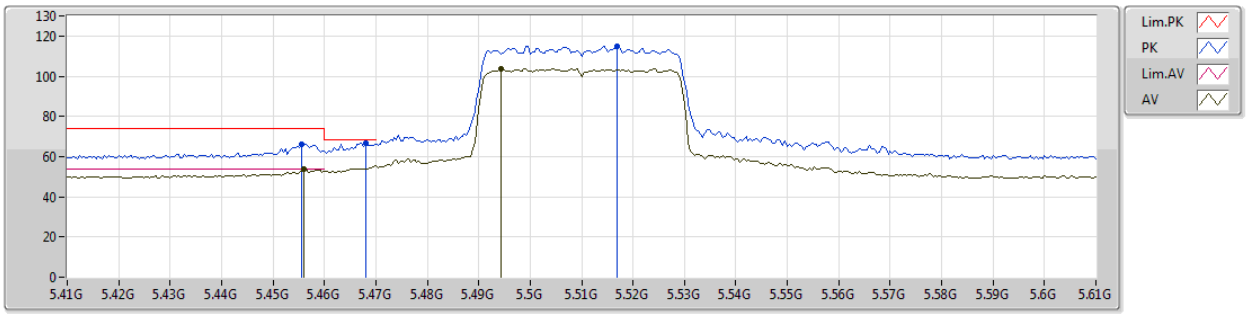

EUT Y_4TX
Setting 46
02-C-5-10
FSP
ANT14

Type	Freq	Level	Limit	Margin	Factor	Dist	Condition	Azimuth	Height	Comments
	(Hz)	(dBuV/m)	(dBuV/m)	(dB)	(dB)	(m)		(°)	(m)	
PK	5.4556G	66.05	74.00	-7.95	8.54	3	Vertical	343	2.37	-
AV	5.456G	53.98	54.00	-0.02	8.54	3	Vertical	343	2.37	-
PK	5.468G	66.77	68.20	-1.43	8.56	3	Vertical	343	2.37	-
PK	5.5168G	115.00	Inf	-Inf	8.62	3	Vertical	343	2.37	-
AV	5.4944G	103.86	Inf	-Inf	8.61	3	Vertical	343	2.37	-

802.11ax HEW40_Nss4,(MCS0)_4TX

5510MHz_TX

26/02/2019

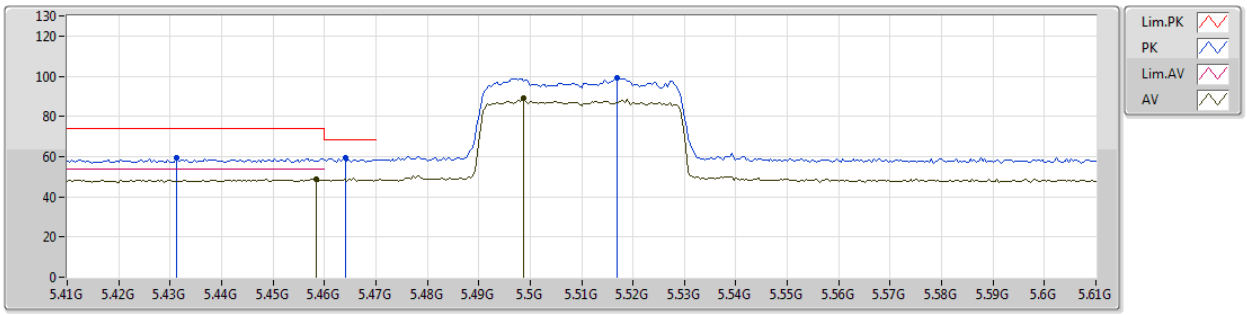

EUT Y_4TX
Setting 46
02-C-5-10
FSP
ANT14

Type	Freq	Level	Limit	Margin	Factor	Dist	Condition	Azimuth	Height	Comments
	(Hz)	(dBuV/m)	(dBuV/m)	(dB)	(dB)	(m)		(°)	(m)	
PK	5.4312G	59.25	74.00	-14.75	8.50	3	Horizontal	46	1.23	-
AV	5.4584G	48.64	54.00	-5.36	8.55	3	Horizontal	46	1.23	-
PK	5.464G	59.15	68.20	-9.05	8.55	3	Horizontal	46	1.23	-
PK	5.5168G	98.92	Inf	-Inf	8.62	3	Horizontal	46	1.23	-
AV	5.4988G	88.87	Inf	-Inf	8.62	3	Horizontal	46	1.23	-

802.11ax HEW40_Nss4,(MCS0)_4TX

5550MHz_TX

26/02/2019

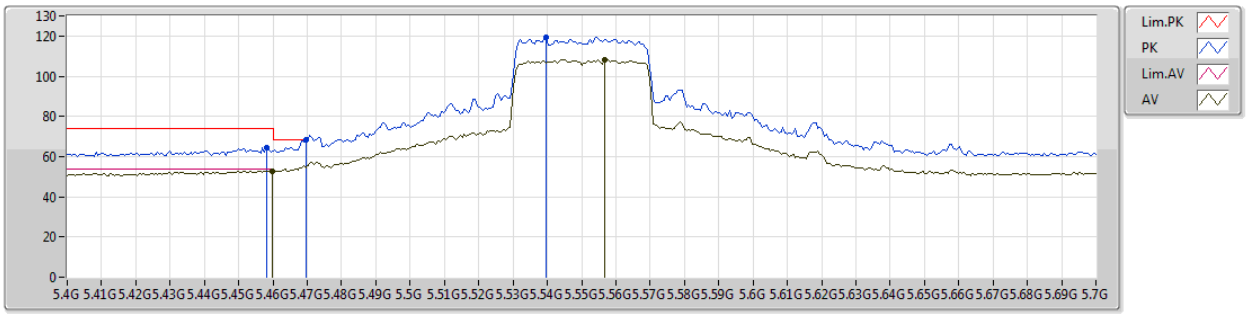

EUT Y_4TX
Setting 63
02-C-5-10
FSP
ANT14

Type	Freq	Level	Limit	Margin	Factor	Dist	Condition	Azimuth	Height	Comments
	(Hz)	(dBuV/m)	(dBuV/m)	(dB)	(dB)	(m)		(°)	(m)	
PK	5.4582G	64.39	74.00	-9.61	8.55	3	Vertical	343	2.14	-
AV	5.4597G	52.77	54.00	-1.23	8.55	3	Vertical	343	2.14	-
PK	5.4697G	68.12	68.20	-0.08	8.56	3	Vertical	343	2.14	-
PK	5.5398G	119.13	Inf	-Inf	8.63	3	Vertical	343	2.14	-
AV	5.5566G	108.32	Inf	-Inf	8.63	3	Vertical	343	2.14	-

802.11ax HEW40_Nss4,(MCS0)_4TX

5550MHz_TX

26/02/2019

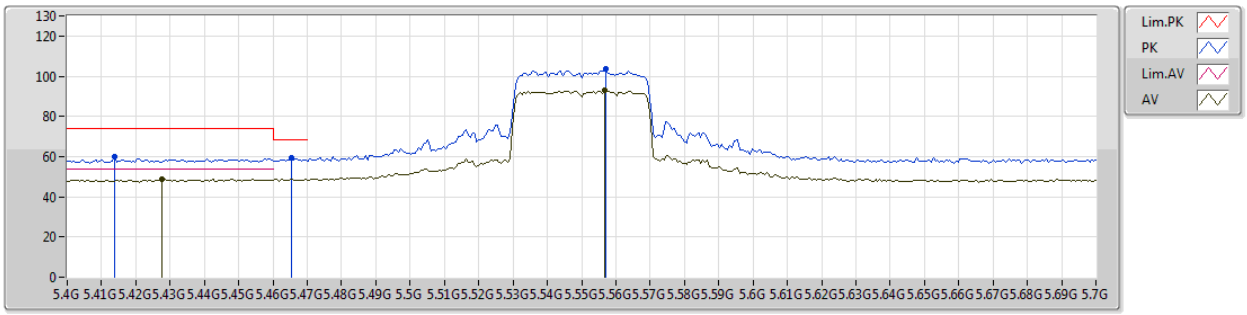

EUT Y_4TX
Setting 63
02-C-5-10
FSP
ANT14

Type	Freq	Level	Limit	Margin	Factor	Dist	Condition	Azimuth	Height	Comments
	(Hz)	(dBuV/m)	(dBuV/m)	(dB)	(dB)	(m)		(°)	(m)	
PK	5.4138G	59.76	74.00	-14.24	8.46	3	Horizontal	40	2.20	-
AV	5.4276G	48.79	54.00	-5.21	8.50	3	Horizontal	40	2.20	-
PK	5.4654G	59.46	68.20	-8.74	8.56	3	Horizontal	40	2.20	-
PK	5.5572G	103.48	Inf	-Inf	8.63	3	Horizontal	40	2.20	-
AV	5.5566G	92.81	Inf	-Inf	8.63	3	Horizontal	40	2.20	-

802.11ax HEW40_Nss4,(MCS0)_4TX

5670MHz_TX

26/02/2019

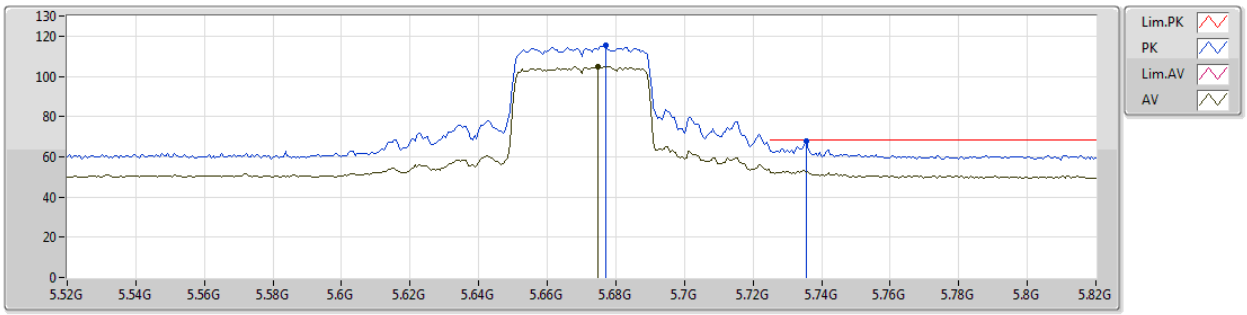

EUT Y_4TX
Setting 49
02-C-5-10
FSP
ANT14

Type	Freq	Level	Limit	Margin	Factor	Dist	Condition	Azimuth	Height	Comments
	(Hz)	(dBuV/m)	(dBuV/m)	(dB)	(dB)	(m)		(°)	(m)	
PK	5.6772G	115.31	Inf	-Inf	8.75	3	Vertical	348	2.36	-
AV	5.6748G	104.84	Inf	-Inf	8.73	3	Vertical	348	2.36	-
PK	5.7354G	68.00	68.20	-0.20	8.82	3	Vertical	348	2.36	-

802.11ax HEW40_Nss4,(MCS0)_4TX

5670MHz_TX

26/02/2019

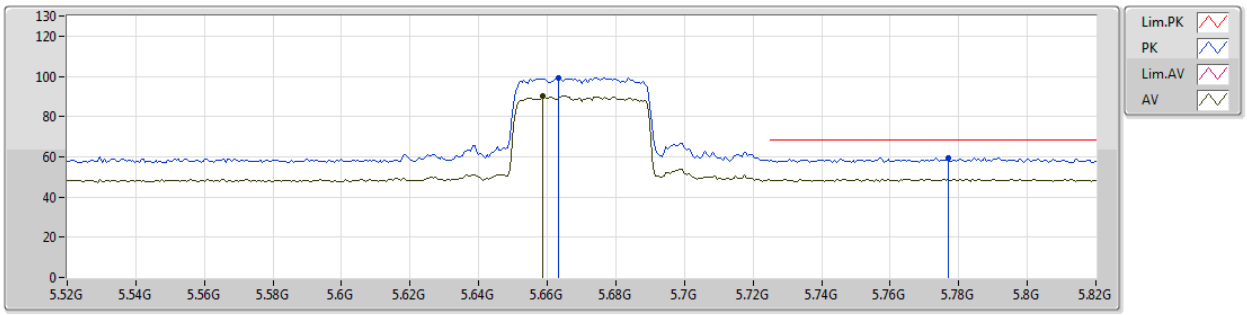

EUT Y_4TX
Setting 49
02-C-5-10
FSP
ANT14

Type	Freq	Level	Limit	Margin	Factor	Dist	Condition	Azimuth	Height	Comments
	(Hz)	(dBuV/m)	(dBuV/m)	(dB)	(dB)	(m)		(°)	(m)	
PK	5.6634G	99.10	Inf	-Inf	8.72	3	Horizontal	314	2.18	-
AV	5.6586G	90.17	Inf	-Inf	8.71	3	Horizontal	314	2.18	-
PK	5.7768G	59.61	68.20	-8.59	8.86	3	Horizontal	314	2.18	-

802.11ax HEW40_Nss4,(MCS0)_4TX

5710MHz Straddle 5.47-5.725GHz_TX

26/02/2019

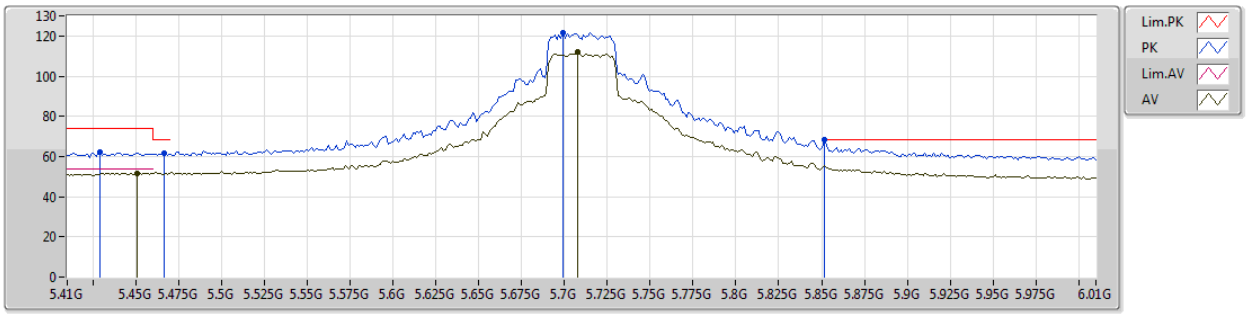

EUT Y_4TX
Setting 76
02-C-5-10
FSP
ANT14

Type	Freq	Level	Limit	Margin	Factor	Dist	Condition	Azimuth	Height	Comments
	(Hz)	(dBuV/m)	(dBuV/m)	(dB)	(dB)	(m)		(°)	(m)	
PK	5.4292G	62.35	74.00	-11.65	8.50	3	Vertical	7	2.34	-
AV	5.4508G	51.81	54.00	-2.19	8.54	3	Vertical	7	2.34	-
PK	5.4664G	61.37	68.20	-6.83	8.56	3	Vertical	7	2.34	-
PK	5.6992G	121.57	Inf	-Inf	8.77	3	Vertical	7	2.34	-
AV	5.7076G	111.93	Inf	-Inf	8.78	3	Vertical	7	2.34	-
PK	5.8516G	68.10	68.20	-0.10	8.86	3	Vertical	7	2.34	-

802.11ax HEW40_Nss4,(MCS0)_4TX

5710MHz Straddle 5.47-5.725GHz_TX

26/02/2019

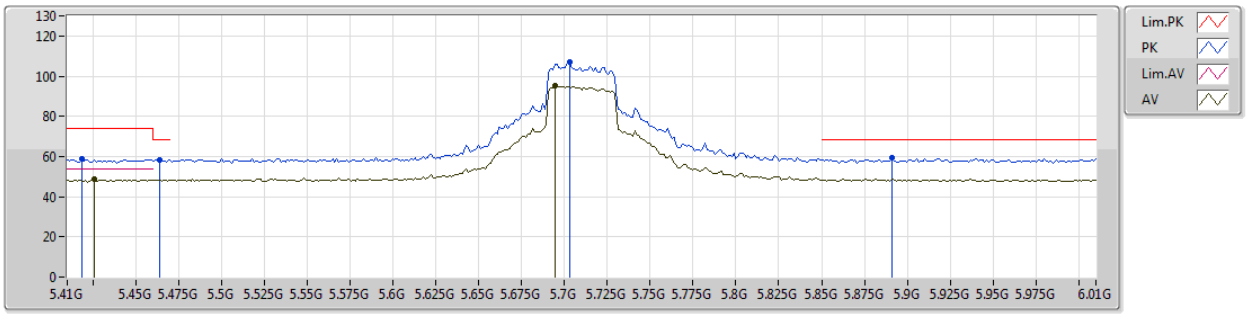

EUT Y_4TX
Setting 76
02-C-5-10
FSP
ANT14

Type	Freq	Level	Limit	Margin	Factor	Dist	Condition	Azimuth	Height	Comments
	(Hz)	(dBuV/m)	(dBuV/m)	(dB)	(dB)	(m)		(°)	(m)	
PK	5.4184G	58.63	74.00	-15.37	8.47	3	Horizontal	319	2.87	-
AV	5.4256G	48.74	54.00	-5.26	8.49	3	Horizontal	319	2.87	-
PK	5.464G	58.31	68.20	-9.89	8.55	3	Horizontal	319	2.87	-
PK	5.7028G	106.93	Inf	-Inf	8.77	3	Horizontal	319	2.87	-
AV	5.6944G	95.07	Inf	-Inf	8.76	3	Horizontal	319	2.87	-
PK	5.8912G	59.17	68.20	-9.03	8.86	3	Horizontal	319	2.87	-

802.11ax HEW80_Nss4,(MCS0)_4TX

5290MHz_TX

26/02/2019

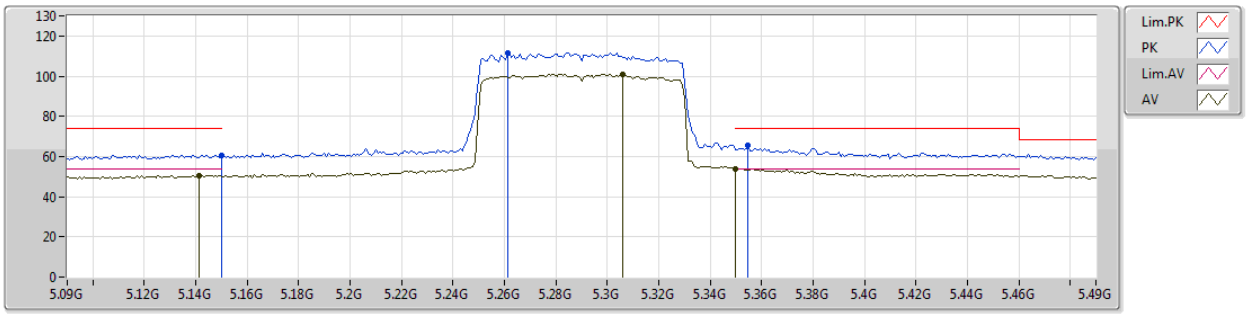

EUT Y_4TX
Setting 48
02-C-5-10
FSP
ANT14

Type	Freq	Level	Limit	Margin	Factor	Dist	Condition	Azimuth	Height	Comments
	(Hz)	(dBuV/m)	(dBuV/m)	(dB)	(dB)	(m)		(°)	(m)	
PK	5.15G	60.71	74.00	-13.29	8.04	3	Vertical	358	2.21	-
AV	5.1412G	50.37	54.00	-3.63	8.04	3	Vertical	358	2.21	-
PK	5.2612G	111.74	Inf	-Inf	8.25	3	Vertical	358	2.21	-
AV	5.306G	100.97	Inf	-Inf	8.32	3	Vertical	358	2.21	-
PK	5.3548G	65.58	74.00	-8.42	8.38	3	Vertical	358	2.21	-
AV	5.35G	53.94	54.00	-0.06	8.38	3	Vertical	358	2.21	-

802.11ax HEW80_Nss4,(MCS0)_4TX

5290MHz_TX

26/02/2019

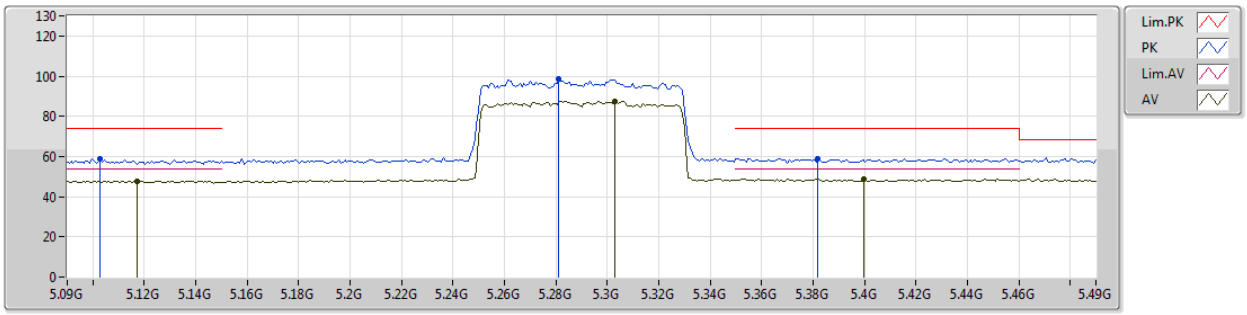

EUT Y_4TX
Setting 48
02-C-5-10
FSP
ANT14

Type	Freq	Level	Limit	Margin	Factor	Dist	Condition	Azimuth	Height	Comments
	(Hz)	(dBuV/m)	(dBuV/m)	(dB)	(dB)	(m)		(°)	(m)	
PK	5.1028G	58.62	74.00	-15.38	7.94	3	Horizontal	315	2.29	-
AV	5.1172G	47.90	54.00	-6.10	7.98	3	Horizontal	315	2.29	-
PK	5.2812G	98.35	Inf	-Inf	8.28	3	Horizontal	315	2.29	-
AV	5.3028G	87.49	Inf	-Inf	8.31	3	Horizontal	315	2.29	-
PK	5.382G	59.05	74.00	-14.95	8.42	3	Horizontal	315	2.29	-
AV	5.3996G	49.03	54.00	-4.97	8.44	3	Horizontal	315	2.29	-

802.11ax HEW80_Nss4,(MCS0)_4TX

5530MHz_TX

26/02/2019

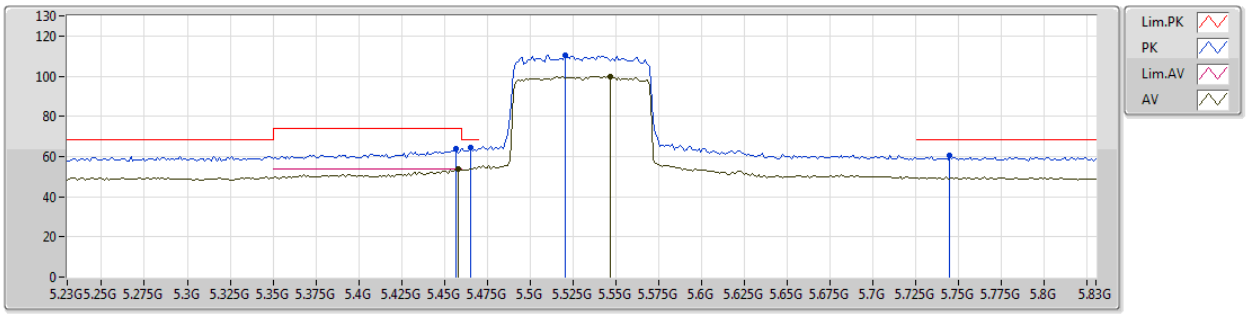

EUT Y_4TX
Setting 43
02-C-5-10
FSP
ANT14

Type	Freq	Level	Limit	Margin	Factor	Dist	Condition	Azimuth	Height	Comments
	(Hz)	(dBuV/m)	(dBuV/m)	(dB)	(dB)	(m)		(°)	(m)	
PK	5.4568G	64.05	74.00	-9.95	8.54	3	Vertical	351	2.36	-
AV	5.458G	53.78	54.00	-0.22	8.55	3	Vertical	351	2.36	-
PK	5.4652G	64.33	68.20	-3.87	8.55	3	Vertical	351	2.36	-
PK	5.5204G	110.38	Inf	-Inf	8.62	3	Vertical	351	2.36	-
AV	5.5468G	100.01	Inf	-Inf	8.63	3	Vertical	351	2.36	-
PK	5.7448G	60.30	68.20	-7.90	8.82	3	Vertical	351	2.36	-

802.11ax HEW80_Nss4,(MCS0)_4TX

5530MHz_TX

26/02/2019

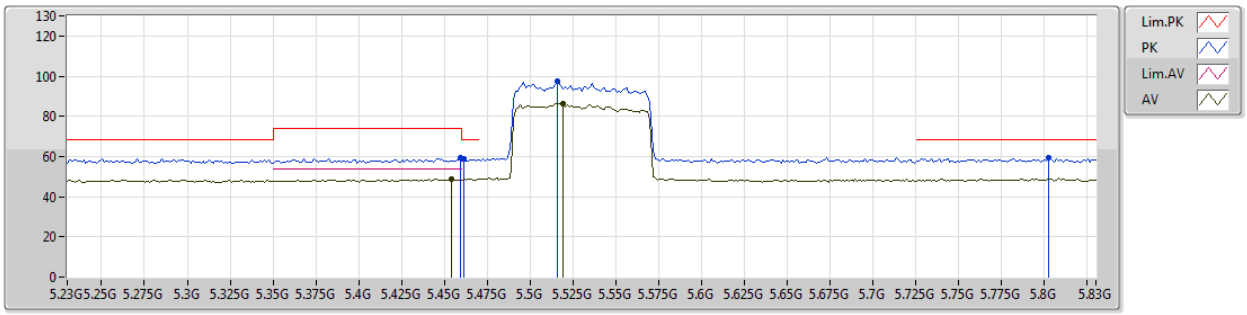

EUT Y_4TX
Setting 43
02-C-5-10
FSP
ANT14

Type	Freq	Level	Limit	Margin	Factor	Dist	Condition	Azimuth	Height	Comments
	(Hz)	(dBuV/m)	(dBuV/m)	(dB)	(dB)	(m)		(°)	(m)	
PK	5.4592G	59.35	74.00	-14.65	8.55	3	Horizontal	38	1.13	-
AV	5.4544G	48.89	54.00	-5.11	8.54	3	Horizontal	38	1.13	-
PK	5.4616G	58.68	68.20	-9.52	8.55	3	Horizontal	38	1.13	-
PK	5.5156G	97.50	Inf	-Inf	8.62	3	Horizontal	38	1.13	-
AV	5.5192G	86.56	Inf	-Inf	8.62	3	Horizontal	38	1.13	-
PK	5.8024G	59.16	68.20	-9.04	8.88	3	Horizontal	38	1.13	-

802.11ax HEW80_Nss4,(MCS0)_4TX

5610MHz_TX

26/02/2019

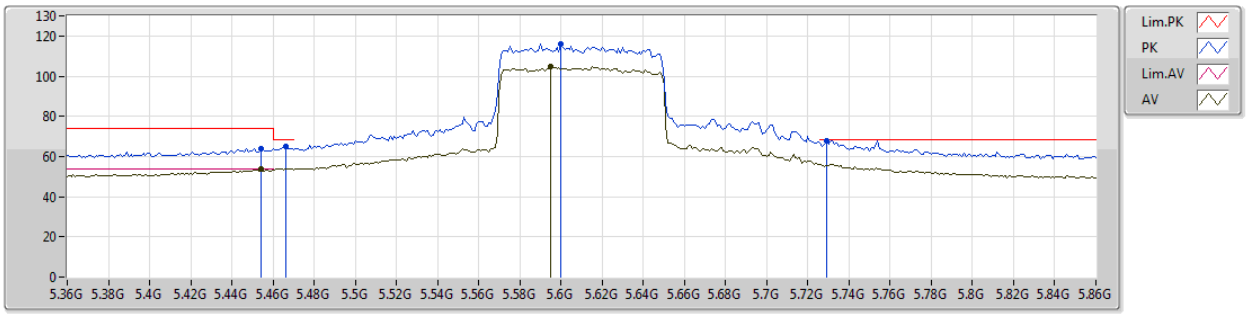

EUT Y_4TX
Setting 56
02-C-5-10
FSP
ANT14

Type	Freq	Level	Limit	Margin	Factor	Dist	Condition	Azimuth	Height	Comments
	(Hz)	(dBuV/m)	(dBuV/m)	(dB)	(dB)	(m)		(°)	(m)	
PK	5.454G	64.09	74.00	-9.91	8.54	3	Vertical	357	2.22	-
AV	5.454G	53.66	54.00	-0.34	8.54	3	Vertical	357	2.22	-
PK	5.466G	64.97	68.20	-3.23	8.56	3	Vertical	357	2.22	-
PK	5.6G	115.95	Inf	-Inf	8.64	3	Vertical	357	2.22	-
AV	5.595G	104.72	Inf	-Inf	8.64	3	Vertical	357	2.22	-
PK	5.729G	67.99	68.20	-0.21	8.81	3	Vertical	357	2.22	-

802.11ax HEW80_Nss4,(MCS0)_4TX

5610MHz_TX

26/02/2019

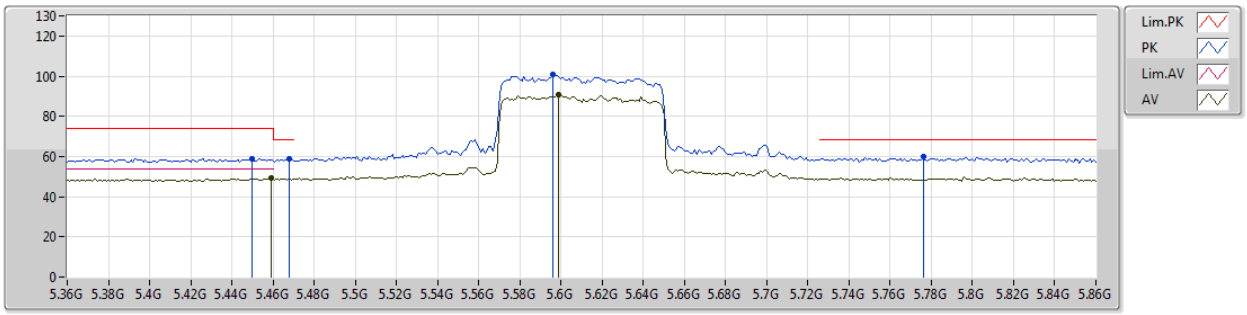

EUT Y_4TX
Setting 56
02-C-5-10
FSP
ANT14

Type	Freq	Level	Limit	Margin	Factor	Dist	Condition	Azimuth	Height	Comments
	(Hz)	(dBuV/m)	(dBuV/m)	(dB)	(dB)	(m)		(°)	(m)	
PK	5.45G	58.90	74.00	-15.10	8.54	3	Horizontal	319	2.36	-
AV	5.459G	49.17	54.00	-4.83	8.55	3	Horizontal	319	2.36	-
PK	5.468G	58.79	68.20	-9.41	8.56	3	Horizontal	319	2.36	-
PK	5.596G	100.64	Inf	-Inf	8.64	3	Horizontal	319	2.36	-
AV	5.599G	90.99	Inf	-Inf	8.64	3	Horizontal	319	2.36	-
PK	5.776G	59.72	68.20	-8.48	8.86	3	Horizontal	319	2.36	-

802.11ax HEW80_Nss4,(MCS0)_4TX

5690MHz Straddle 5.47-5.725GHz_TX

26/02/2019

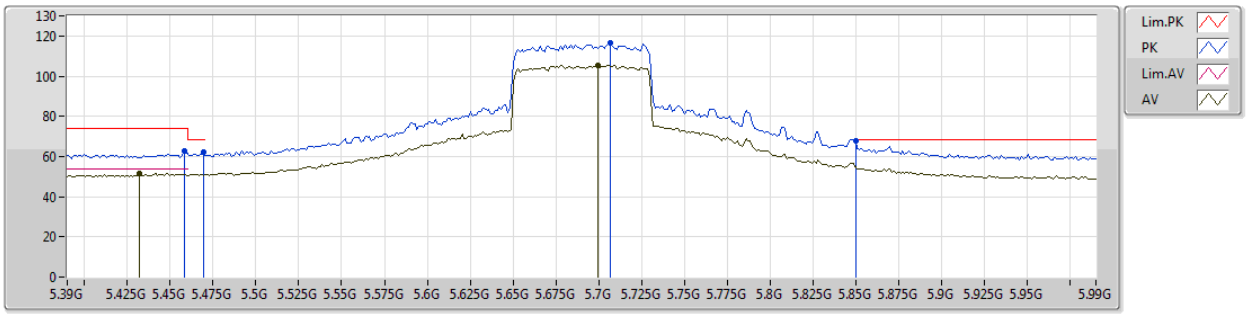

EUT Y_4TX
Setting 63
02-C-5-10
FSP
ANT14

Type	Freq	Level	Limit	Margin	Factor	Dist	Condition	Azimuth	Height	Comments
	(Hz)	(dBuV/m)	(dBuV/m)	(dB)	(dB)	(m)		(°)	(m)	
PK	5.4584G	62.53	74.00	-11.47	8.55	3	Vertical	5	2.35	-
AV	5.432G	51.35	54.00	-2.65	8.50	3	Vertical	5	2.35	-
PK	5.4692G	61.98	68.20	-6.22	8.56	3	Vertical	5	2.35	-
PK	5.7068G	116.82	Inf	-Inf	8.78	3	Vertical	5	2.35	-
AV	5.6996G	105.43	Inf	-Inf	8.77	3	Vertical	5	2.35	-
PK	5.8501G	68.01	68.20	-0.19	8.86	3	Vertical	5	2.35	-

802.11ax HEW80_Nss4,(MCS0)_4TX

5690MHz Straddle 5.47-5.725GHz_TX

26/02/2019

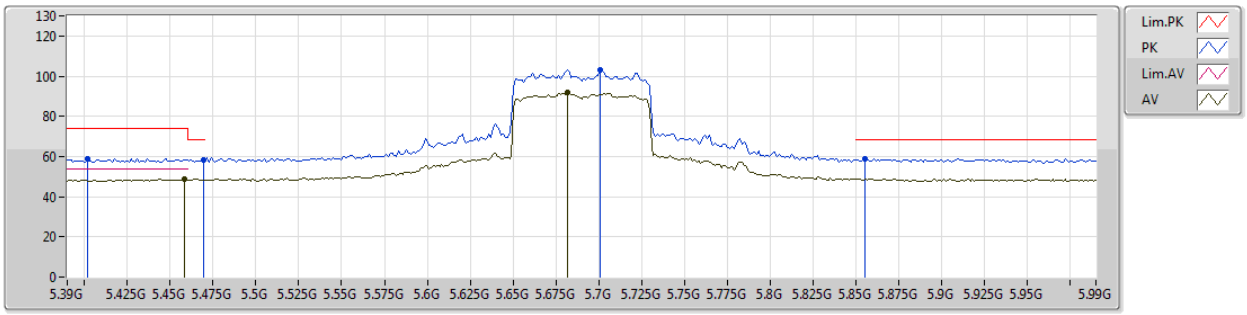

EUT Y_4TX
Setting 63
02-C-5-10
FSP
ANT14

Type	Freq	Level	Limit	Margin	Factor	Dist	Condition	Azimuth	Height	Comments
	(Hz)	(dBuV/m)	(dBuV/m)	(dB)	(dB)	(m)		(°)	(m)	
PK	5.402G	58.86	74.00	-15.14	8.44	3	Horizontal	327	2.33	-
AV	5.4584G	48.82	54.00	-5.18	8.55	3	Horizontal	327	2.33	-
PK	5.4692G	58.25	68.20	-9.95	8.56	3	Horizontal	327	2.33	-
PK	5.7008G	103.38	Inf	-Inf	8.77	3	Horizontal	327	2.33	-
AV	5.6816G	91.66	Inf	-Inf	8.75	3	Horizontal	327	2.33	-
PK	5.8556G	58.79	68.20	-9.41	8.86	3	Horizontal	327	2.33	-

802.11ax HEW160_Nss4,(MCS0)_4TX

5250MHz Straddle 5.25-5.35GHz_TX

26/02/2019

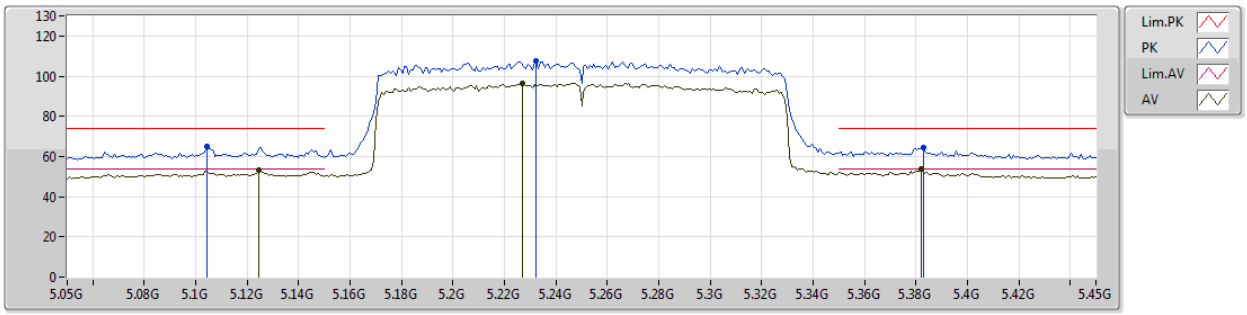

EUT Y_4TX
Setting 39
02-C-5-10
FSP
ANT14

Type	Freq	Level	Limit	Margin	Factor	Dist	Condition	Azimuth	Height	Comments
	(Hz)	(dBuV/m)	(dBuV/m)	(dB)	(dB)	(m)		(°)	(m)	
PK	5.1044G	64.99	74.00	-9.01	7.94	3	Vertical	1	2.47	-
AV	5.1244G	52.99	54.00	-1.01	7.99	3	Vertical	1	2.47	-
PK	5.2324G	107.47	Inf	-Inf	8.21	3	Vertical	1	2.47	-
AV	5.2268G	96.63	Inf	-Inf	8.20	3	Vertical	1	2.47	-
PK	5.3828G	64.23	74.00	-9.77	8.42	3	Vertical	1	2.47	-
AV	5.382G	53.79	54.00	-0.21	8.42	3	Vertical	1	2.47	-

802.11ax HEW160_Nss4,(MCS0)_4TX

5250MHz Straddle 5.25-5.35GHz_TX

26/02/2019

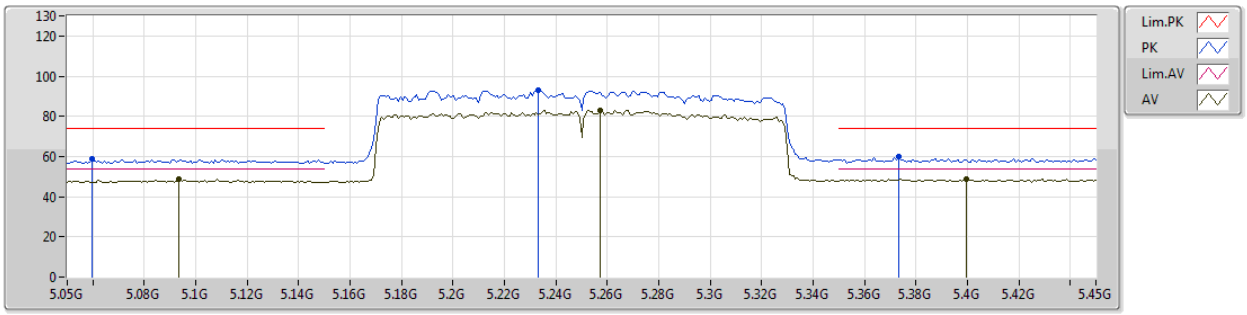

EUT Y_4TX
Setting 39
02-C-5-10
FSP
ANT14

Type	Freq	Level	Limit	Margin	Factor	Dist	Condition	Azimuth	Height	Comments
	(Hz)	(dBuV/m)	(dBuV/m)	(dB)	(dB)	(m)		(°)	(m)	
PK	5.0596G	58.75	74.00	-15.25	7.84	3	Horizontal	303	2.11	-
AV	5.0932G	48.50	54.00	-5.50	7.92	3	Horizontal	303	2.11	-
PK	5.2332G	93.08	Inf	-Inf	8.21	3	Horizontal	303	2.11	-
AV	5.2572G	83.19	Inf	-Inf	8.25	3	Horizontal	303	2.11	-
PK	5.3732G	59.77	74.00	-14.23	8.40	3	Horizontal	303	2.11	-
AV	5.3996G	48.57	54.00	-5.43	8.44	3	Horizontal	303	2.11	-

802.11ax HEW160_Nss4,(MCS0)_4TX

5570MHz_TX

26/02/2019

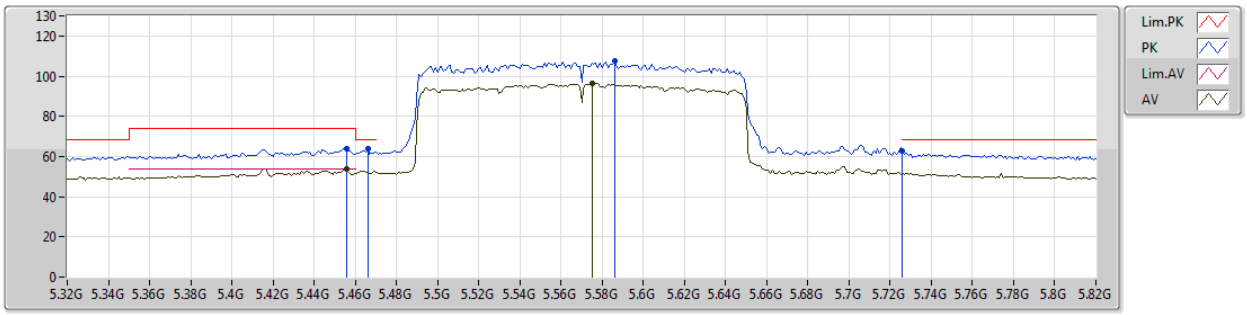

EUT Y_4TX
Setting 36
02-C-5-10
FSP
ANT14

Type	Freq	Level	Limit	Margin	Factor	Dist	Condition	Azimuth	Height	Comments
	(Hz)	(dBuV/m)	(dBuV/m)	(dB)	(dB)	(m)		(°)	(m)	
PK	5.456G	64.02	74.00	-9.98	8.54	3	Vertical	343	2.33	-
AV	5.456G	53.76	54.00	-0.24	8.54	3	Vertical	343	2.33	-
PK	5.466G	63.62	68.20	-4.58	8.56	3	Vertical	343	2.33	-
PK	5.586G	107.35	Inf	-Inf	8.64	3	Vertical	343	2.33	-
AV	5.575G	96.41	Inf	-Inf	8.64	3	Vertical	343	2.33	-
PK	5.726G	62.72	68.20	-5.48	8.80	3	Vertical	343	2.33	-

802.11ax HEW160_Nss4,(MCS0)_4TX

5570MHz_TX

26/02/2019

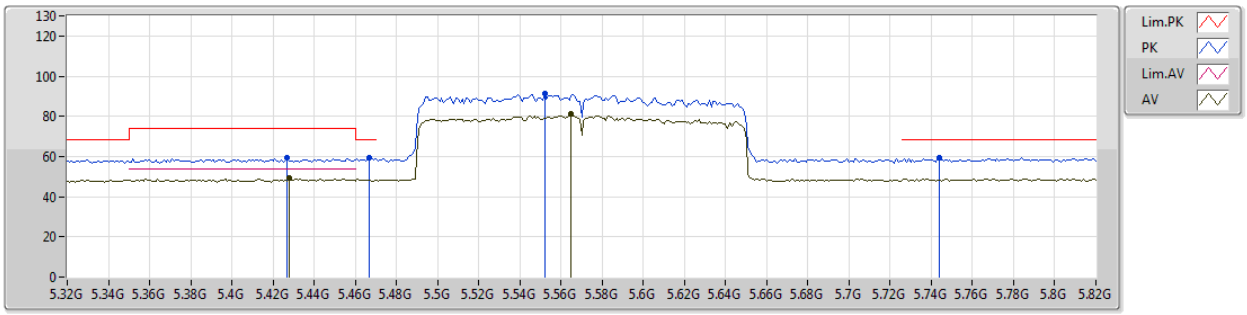

EUT Y_4TX
Setting 36
02-C-5-10
FSP
ANT14

Type	Freq	Level	Limit	Margin	Factor	Dist	Condition	Azimuth	Height	Comments
	(Hz)	(dBuV/m)	(dBuV/m)	(dB)	(dB)	(m)		(°)	(m)	
PK	5.427G	59.30	74.00	-14.70	8.50	3	Horizontal	39	2.29	-
AV	5.428G	49.07	54.00	-4.93	8.50	3	Horizontal	39	2.29	-
PK	5.467G	59.18	68.20	-9.02	8.56	3	Horizontal	39	2.29	-
PK	5.552G	91.10	Inf	-Inf	8.63	3	Horizontal	39	2.29	-
AV	5.565G	81.36	Inf	-Inf	8.63	3	Horizontal	39	2.29	-
PK	5.744G	59.62	68.20	-8.58	8.82	3	Horizontal	39	2.29	-