Appendix A. Plots of System Verification

The plots for system verification are shown as follows.

Measurement Report
S01 System Check_H1900_250610
Device under Test Properties

Model, Manufacturer	Dimensions [mm]	IMEI	DUT Type
D1900V2,	10.0 x 10.0 x 300.0		

Exposure Conditions

Phantom Section, TSL	Position, Test Distance [mm]	Band	Group, UID	Frequency [MHz], Channel Number	Conversion Factor	TSL Conductivity [S/m]	TSL Permittivity
Flat,	,		CW, 0--	1900.000, 0	7.16	1.43	38.1

Hardware Setup

Phantom	TSL, Measured Date	Probe, Calibration Date	DAE, Calibration Date
ELI V8.0 (20deg probe tilt) - 2188	H14T19N9 , 2025-06-10	EX3DV4 - SN7736, 2025-02-17	DAE4 Sn1431, 2024-07-16

Scan Setup

	Area Scan	Zoom Scan
Grid Extents [mm]	45.0 x 90.0	36.0 x 36.0 x 30.0
Grid Steps [mm]	15.0 x 15.0	6.0 x 6.0 x 1.5
Sensor Surface [mm]	3.0	1.4

Measurement Results

	Area Scan	Zoom Scan
Date	2025-06-10	2025-06-10
psSAR1g [W/kg]	2.05	2.05
psSAR10g [W/kg]	1.01	1.05
Power Drift [dB]	-0.05	0.07

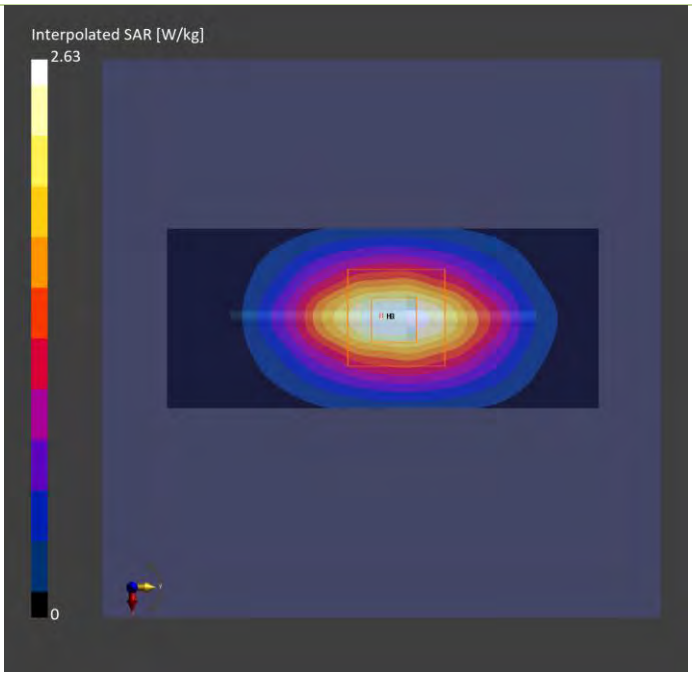

Measurement Report
S02 System Check_H1750_250609
Device under Test Properties

Model, Manufacturer	Dimensions [mm]	IMEI	DUT Type
D1750V2,	10.0 x 10.0 x 302.0		

Exposure Conditions

Phantom Section, TSL	Position, Test Distance [mm]	Band	Group, UID	Frequency [MHz], Channel Number	Conversion Factor	TSL Conductivity [S/m]	TSL Permittivity
Flat,	,		CW, 0--	1750.000, 0	7.37	1.34	38.4

Hardware Setup

Phantom	TSL, Measured Date	Probe, Calibration Date	DAE, Calibration Date
ELI V8.0 (20deg probe tilt) - 2188	H14T19N9 , 2025-06-09	EX3DV4 - SN7736, 2025-02-17	DAE4 Sn1431, 2024-07-16

Scan Setup

	Area Scan	Zoom Scan
Grid Extents [mm]	45.0 x 90.0	36.0 x 36.0 x 30.0
Grid Steps [mm]	15.0 x 15.0	6.0 x 6.0 x 1.5
Sensor Surface [mm]	3.0	1.4

Measurement Results

	Area Scan	Zoom Scan
Date	2025-06-09	2025-06-09
psSAR1g [W/kg]	1.76	1.79
psSAR10g [W/kg]	0.944	0.941
Power Drift [dB]	0.07	-0.03

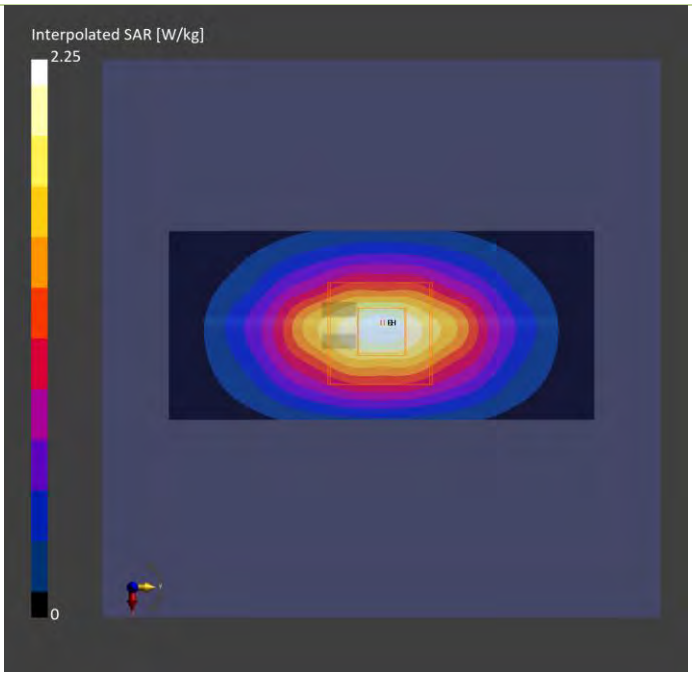

Measurement Report
S03 System Check_H835_250609
Device under Test Properties

Model, Manufacturer	Dimensions [mm]	IMEI	DUT Type
D835V2,	10.0 x 10.0 x 340.0		

Exposure Conditions

Phantom Section, TSL	Position, Test Distance [mm]	Band	Group, UID	Frequency [MHz], Channel Number	Conversion Factor	TSL Conductivity [S/m]	TSL Permittivity
Flat,	,		CW, 0--	835.000, 0	8.33	0.936	42.1

Hardware Setup

Phantom	TSL, Measured Date	Probe, Calibration Date	DAE, Calibration Date
ELI V8.0 (20deg probe tilt) - 2188	H06T09N9 , 2025-06-09	EX3DV4 - SN7736, 2025-02-17	DAE4 Sn1431, 2024-07-16

Scan Setup

	Area Scan	Zoom Scan
Grid Extents [mm]	45.0 x 90.0	36.0 x 36.0 x 30.0
Grid Steps [mm]	15.0 x 15.0	6.0 x 6.0 x 1.5
Sensor Surface [mm]	3.0	1.4

Measurement Results

	Area Scan	Zoom Scan
Date	2025-06-09	2025-06-09
psSAR1g [W/kg]	0.495	0.492
psSAR10g [W/kg]	0.319	0.317
Power Drift [dB]	0.08	-0.03

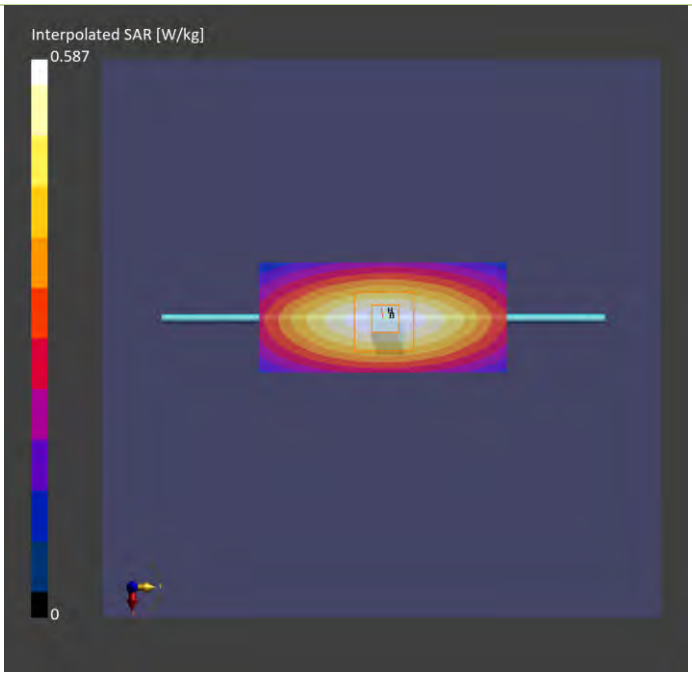

Measurement Report
S04 System Check_H1900_250610
Device under Test Properties

Model, Manufacturer	Dimensions [mm]	IMEI	DUT Type
D1900V2,	10.0 x 10.0 x 300.0		

Exposure Conditions

Phantom Section, TSL	Position, Test Distance [mm]	Band	Group, UID	Frequency [MHz], Channel Number	Conversion Factor	TSL Conductivity [S/m]	TSL Permittivity
Flat,	,		CW, 0--	1900.000, 0	7.16	1.43	38.1

Hardware Setup

Phantom	TSL, Measured Date	Probe, Calibration Date	DAE, Calibration Date
ELI V8.0 (20deg probe tilt) - 2188	H14T19N9 , 2025-06-10	EX3DV4 - SN7736, 2025-02-17	DAE4 Sn1431, 2024-07-16

Scan Setup

	Area Scan	Zoom Scan
Grid Extents [mm]	45.0 x 90.0	36.0 x 36.0 x 30.0
Grid Steps [mm]	15.0 x 15.0	6.0 x 6.0 x 1.5
Sensor Surface [mm]	3.0	1.4

Measurement Results

	Area Scan	Zoom Scan
Date	2025-06-10	2025-06-10
psSAR1g [W/kg]	2.05	2.05
psSAR10g [W/kg]	1.01	1.05
Power Drift [dB]	-0.05	0.07

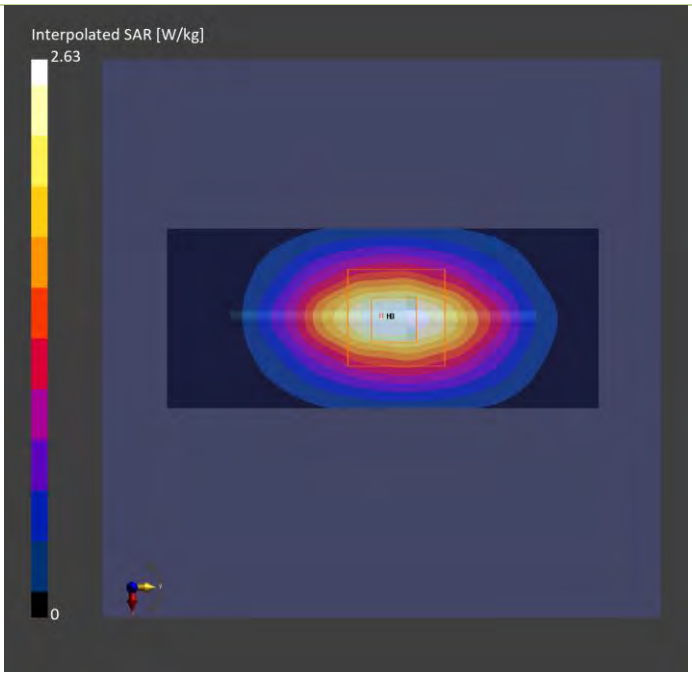

Measurement Report
S05 System Check_H1750_250609
Device under Test Properties

Model, Manufacturer	Dimensions [mm]	IMEI	DUT Type
D1750V2,	10.0 x 10.0 x 302.0		

Exposure Conditions

Phantom Section, TSL	Position, Test Distance [mm]	Band	Group, UID	Frequency [MHz], Channel Number	Conversion Factor	TSL Conductivity [S/m]	TSL Permittivity
Flat,	,		CW, 0--	1750.000, 0	7.37	1.34	38.4

Hardware Setup

Phantom	TSL, Measured Date	Probe, Calibration Date	DAE, Calibration Date
ELI V8.0 (20deg probe tilt) - 2188	H14T19N9 , 2025-06-09	EX3DV4 - SN7736, 2025-02-17	DAE4 Sn1431, 2024-07-16

Scan Setup

	Area Scan	Zoom Scan
Grid Extents [mm]	45.0 x 90.0	36.0 x 36.0 x 30.0
Grid Steps [mm]	15.0 x 15.0	6.0 x 6.0 x 1.5
Sensor Surface [mm]	3.0	1.4

Measurement Results

	Area Scan	Zoom Scan
Date	2025-06-09	2025-06-09
psSAR1g [W/kg]	1.76	1.79
psSAR10g [W/kg]	0.944	0.941
Power Drift [dB]	0.07	-0.03

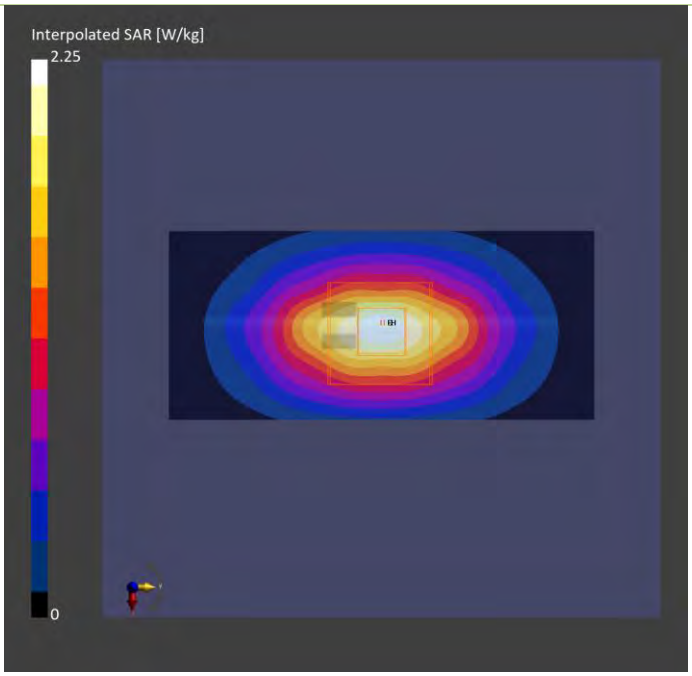

Measurement Report
S06 System Check_H835_250609
Device under Test Properties

Model, Manufacturer	Dimensions [mm]	IMEI	DUT Type
D835V2,	10.0 x 10.0 x 340.0		

Exposure Conditions

Phantom Section, TSL	Position, Test Distance [mm]	Band	Group, UID	Frequency [MHz], Channel Number	Conversion Factor	TSL Conductivity [S/m]	TSL Permittivity
Flat,	,		CW, 0--	835.000, 0	8.33	0.936	42.1

Hardware Setup

Phantom	TSL, Measured Date	Probe, Calibration Date	DAE, Calibration Date
ELI V8.0 (20deg probe tilt) - 2188	H06T09N9 , 2025-06-09	EX3DV4 - SN7736, 2025-02-17	DAE4 Sn1431, 2024-07-16

Scan Setup

	Area Scan	Zoom Scan
Grid Extents [mm]	45.0 x 90.0	36.0 x 36.0 x 30.0
Grid Steps [mm]	15.0 x 15.0	6.0 x 6.0 x 1.5
Sensor Surface [mm]	3.0	1.4

Measurement Results

	Area Scan	Zoom Scan
Date	2025-06-09	2025-06-09
psSAR1g [W/kg]	0.495	0.492
psSAR10g [W/kg]	0.319	0.317
Power Drift [dB]	0.08	-0.03

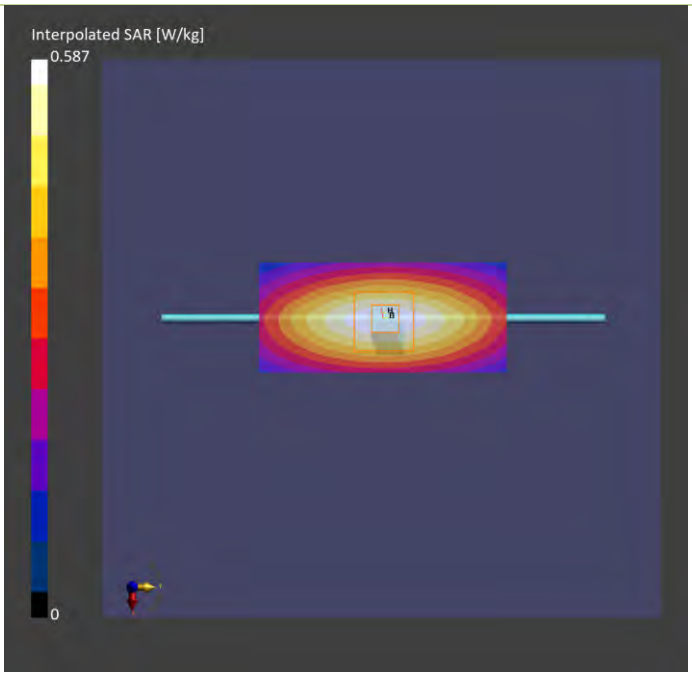

Measurement Report
S07_SystemCheck_H2600_250612
Device under Test Properties

Model, Manufacturer	Dimensions [mm]	IMEI	DUT Type
D2600V2,	10.0 x 10.0 x 290.0		

Exposure Conditions

Phantom Section, TSL	Position, Test Distance [mm]	Band	Group, UID	Frequency [MHz], Channel Number	Conversion Factor	TSL Conductivity [S/m]	TSL Permittivity
Flat,	,		CW, 0--	2600.000, 0	6.96	1.91	38.8

Hardware Setup

Phantom	TSL, Measured Date	Probe, Calibration Date	DAE, Calibration Date
ELI V8.0 (20deg probe tilt) - 2188	H19T27N9 , 2025-06-12	EX3DV4 - SN7736, 2025-02-17	DAE4 Sn1431, 2024-07-16

Scan Setup

	Area Scan	Zoom Scan
Grid Extents [mm]	48.0 x 96.0	35.0 x 35.0 x 30.0
Grid Steps [mm]	12.0 x 12.0	5.0 x 5.0 x 1.5
Sensor Surface [mm]	3.0	1.4

Measurement Results

	Area Scan	Zoom Scan
Date	2025-06-12	2025-06-12
psSAR1g [W/kg]	2.63	2.66
psSAR10g [W/kg]	1.14	1.18
Power Drift [dB]	0.02	-0.07

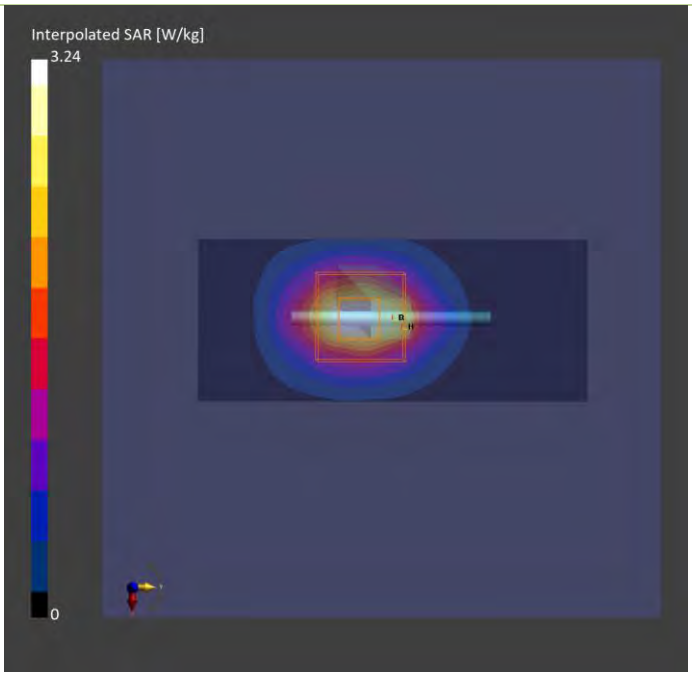

Measurement Report
S08 System Check_H750_250611
Device under Test Properties

Model, Manufacturer	Dimensions [mm]	IMEI	DUT Type
D750V3,	10.0 x 10.0 x 330.0		

Exposure Conditions

Phantom Section, TSL	Position, Test Distance [mm]	Band	Group, UID	Frequency [MHz], Channel Number	Conversion Factor	TSL Conductivity [S/m]	TSL Permittivity
Flat,	,		CW, 0--	750.000, 0	8.49	0.929	42.5

Hardware Setup

Phantom	TSL, Measured Date	Probe, Calibration Date	DAE, Calibration Date
ELI V8.0 (20deg probe tilt) - 2188	H06T09N9 , 2025-06-11	EX3DV4 - SN7736, 2025-02-17	DAE4 Sn1431, 2024-07-16

Scan Setup

	Area Scan	Zoom Scan
Grid Extents [mm]	45.0 x 90.0	36.0 x 36.0 x 30.0
Grid Steps [mm]	15.0 x 15.0	6.0 x 6.0 x 1.5
Sensor Surface [mm]	3.0	1.4

Measurement Results

	Area Scan	Zoom Scan
Date	2025-06-11	2025-06-11
psSAR1g [W/kg]	0.419	0.414
psSAR10g [W/kg]	0.279	0.273
Power Drift [dB]	-0.02	0.04

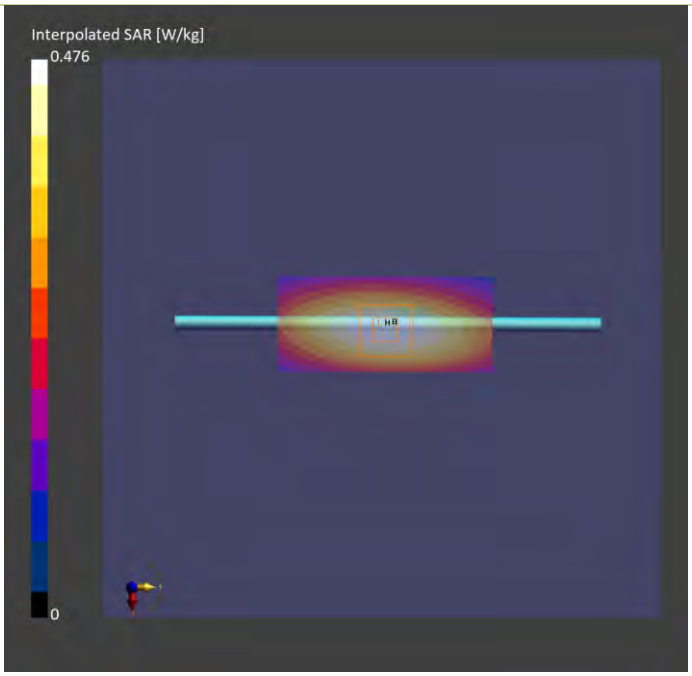

Measurement Report
S09 System Check_H750_250611
Device under Test Properties

Model, Manufacturer	Dimensions [mm]	IMEI	DUT Type
D750V3,	10.0 x 10.0 x 330.0		

Exposure Conditions

Phantom Section, TSL	Position, Test Distance [mm]	Band	Group, UID	Frequency [MHz], Channel Number	Conversion Factor	TSL Conductivity [S/m]	TSL Permittivity
Flat,	,		CW, 0--	750.000, 0	8.49	0.929	42.5

Hardware Setup

Phantom	TSL, Measured Date	Probe, Calibration Date	DAE, Calibration Date
ELI V8.0 (20deg probe tilt) - 2188	H06T09N9 , 2025-06-11	EX3DV4 - SN7736, 2025-02-17	DAE4 Sn1431, 2024-07-16

Scan Setup

	Area Scan	Zoom Scan
Grid Extents [mm]	45.0 x 90.0	36.0 x 36.0 x 30.0
Grid Steps [mm]	15.0 x 15.0	6.0 x 6.0 x 1.5
Sensor Surface [mm]	3.0	1.4

Measurement Results

	Area Scan	Zoom Scan
Date	2025-06-11	2025-06-11
psSAR1g [W/kg]	0.419	0.414
psSAR10g [W/kg]	0.279	0.273
Power Drift [dB]	-0.02	0.04

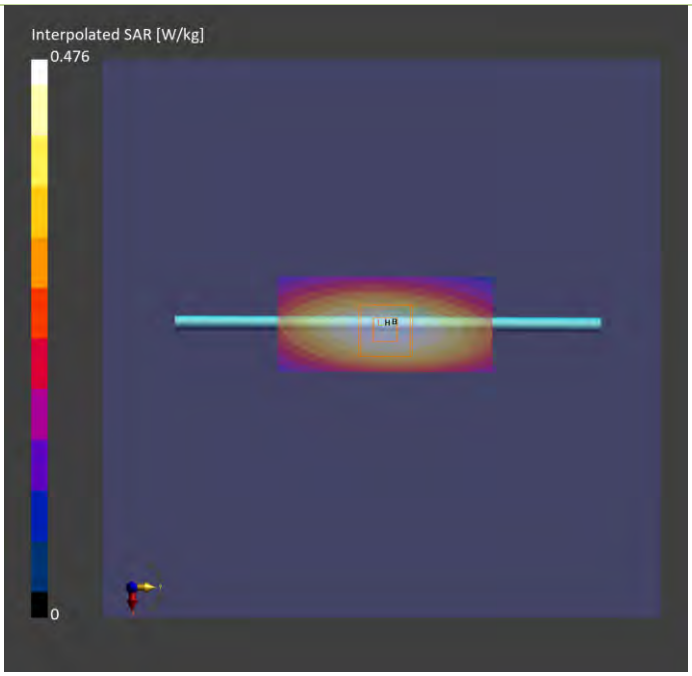

Measurement Report
S10 System Check_H750_250611
Device under Test Properties

Model, Manufacturer	Dimensions [mm]	IMEI	DUT Type
D750V3,	10.0 x 10.0 x 330.0		

Exposure Conditions

Phantom Section, TSL	Position, Test Distance [mm]	Band	Group, UID	Frequency [MHz], Channel Number	Conversion Factor	TSL Conductivity [S/m]	TSL Permittivity
Flat,	,		CW, 0--	750.000, 0	8.49	0.929	42.5

Hardware Setup

Phantom	TSL, Measured Date	Probe, Calibration Date	DAE, Calibration Date
ELI V8.0 (20deg probe tilt) - 2188	H06T09N9 , 2025-06-11	EX3DV4 - SN7736, 2025-02-17	DAE4 Sn1431, 2024-07-16

Scan Setup

	Area Scan	Zoom Scan
Grid Extents [mm]	45.0 x 90.0	36.0 x 36.0 x 30.0
Grid Steps [mm]	15.0 x 15.0	6.0 x 6.0 x 1.5
Sensor Surface [mm]	3.0	1.4

Measurement Results

	Area Scan	Zoom Scan
Date	2025-06-11	2025-06-11
psSAR1g [W/kg]	0.419	0.414
psSAR10g [W/kg]	0.279	0.273
Power Drift [dB]	-0.02	0.04

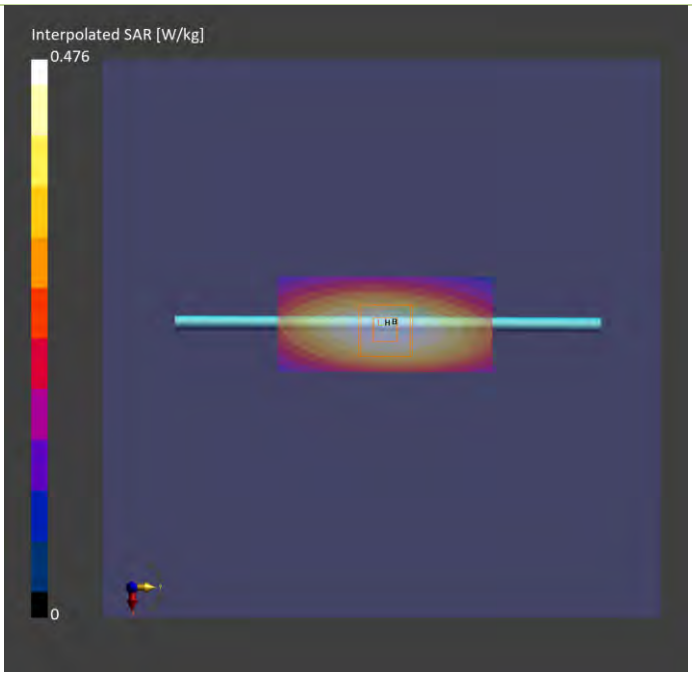

Measurement Report
S11 System Check_H750_250611
Device under Test Properties

Model, Manufacturer	Dimensions [mm]	IMEI	DUT Type
D750V3,	10.0 x 10.0 x 330.0		

Exposure Conditions

Phantom Section, TSL	Position, Test Distance [mm]	Band	Group, UID	Frequency [MHz], Channel Number	Conversion Factor	TSL Conductivity [S/m]	TSL Permittivity
Flat,	,		CW, 0--	750.000, 0	8.49	0.929	42.5

Hardware Setup

Phantom	TSL, Measured Date	Probe, Calibration Date	DAE, Calibration Date
ELI V8.0 (20deg probe tilt) - 2188	H06T09N9 , 2025-06-11	EX3DV4 - SN7736, 2025-02-17	DAE4 Sn1431, 2024-07-16

Scan Setup

	Area Scan	Zoom Scan
Grid Extents [mm]	45.0 x 90.0	36.0 x 36.0 x 30.0
Grid Steps [mm]	15.0 x 15.0	6.0 x 6.0 x 1.5
Sensor Surface [mm]	3.0	1.4

Measurement Results

	Area Scan	Zoom Scan
Date	2025-06-11	2025-06-11
psSAR1g [W/kg]	0.419	0.414
psSAR10g [W/kg]	0.279	0.273
Power Drift [dB]	-0.02	0.04

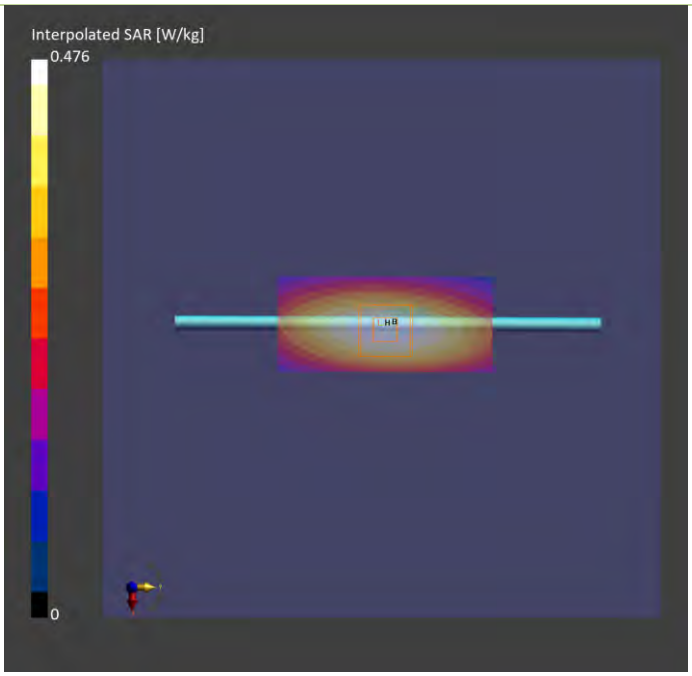

Measurement Report
S12 System Check_H1900_250610
Device under Test Properties

Model, Manufacturer	Dimensions [mm]	IMEI	DUT Type
D1900V2,	10.0 x 10.0 x 300.0		

Exposure Conditions

Phantom Section, TSL	Position, Test Distance [mm]	Band	Group, UID	Frequency [MHz], Channel Number	Conversion Factor	TSL Conductivity [S/m]	TSL Permittivity
Flat,	,		CW, 0--	1900.000, 0	7.16	1.43	38.1

Hardware Setup

Phantom	TSL, Measured Date	Probe, Calibration Date	DAE, Calibration Date
ELI V8.0 (20deg probe tilt) - 2188	H14T19N9 , 2025-06-10	EX3DV4 - SN7736, 2025-02-17	DAE4 Sn1431, 2024-07-16

Scan Setup

	Area Scan	Zoom Scan
Grid Extents [mm]	45.0 x 90.0	36.0 x 36.0 x 30.0
Grid Steps [mm]	15.0 x 15.0	6.0 x 6.0 x 1.5
Sensor Surface [mm]	3.0	1.4

Measurement Results

	Area Scan	Zoom Scan
Date	2025-06-10	2025-06-10
psSAR1g [W/kg]	2.05	2.05
psSAR10g [W/kg]	1.01	1.05
Power Drift [dB]	-0.05	0.07

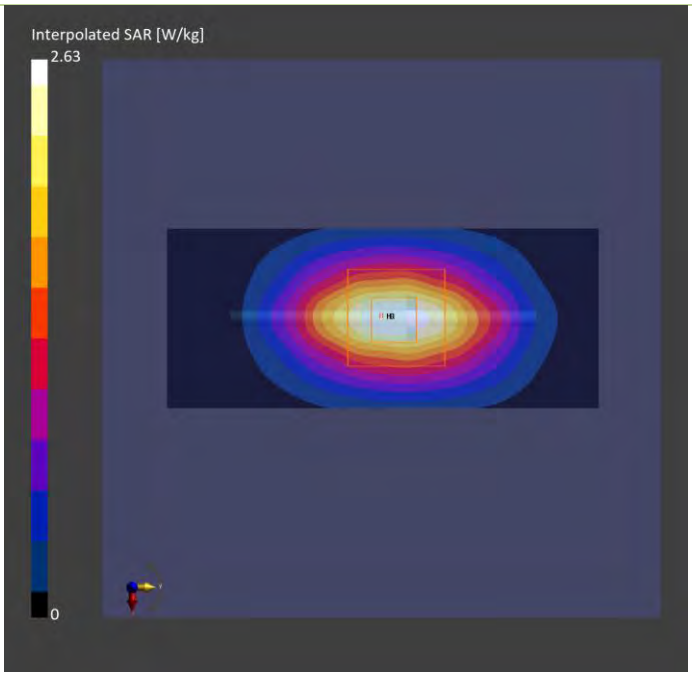

Measurement Report
S13 System Check_H835_250609
Device under Test Properties

Model, Manufacturer	Dimensions [mm]	IMEI	DUT Type
D835V2,	10.0 x 10.0 x 340.0		

Exposure Conditions

Phantom Section, TSL	Position, Test Distance [mm]	Band	Group, UID	Frequency [MHz], Channel Number	Conversion Factor	TSL Conductivity [S/m]	TSL Permittivity
Flat,	,		CW, 0--	835.000, 0	8.33	0.936	42.1

Hardware Setup

Phantom	TSL, Measured Date	Probe, Calibration Date	DAE, Calibration Date
ELI V8.0 (20deg probe tilt) - 2188	H06T09N9 , 2025-06-09	EX3DV4 - SN7736, 2025-02-17	DAE4 Sn1431, 2024-07-16

Scan Setup

	Area Scan	Zoom Scan
Grid Extents [mm]	45.0 x 90.0	36.0 x 36.0 x 30.0
Grid Steps [mm]	15.0 x 15.0	6.0 x 6.0 x 1.5
Sensor Surface [mm]	3.0	1.4

Measurement Results

	Area Scan	Zoom Scan
Date	2025-06-09	2025-06-09
psSAR1g [W/kg]	0.495	0.492
psSAR10g [W/kg]	0.319	0.317
Power Drift [dB]	0.08	-0.03

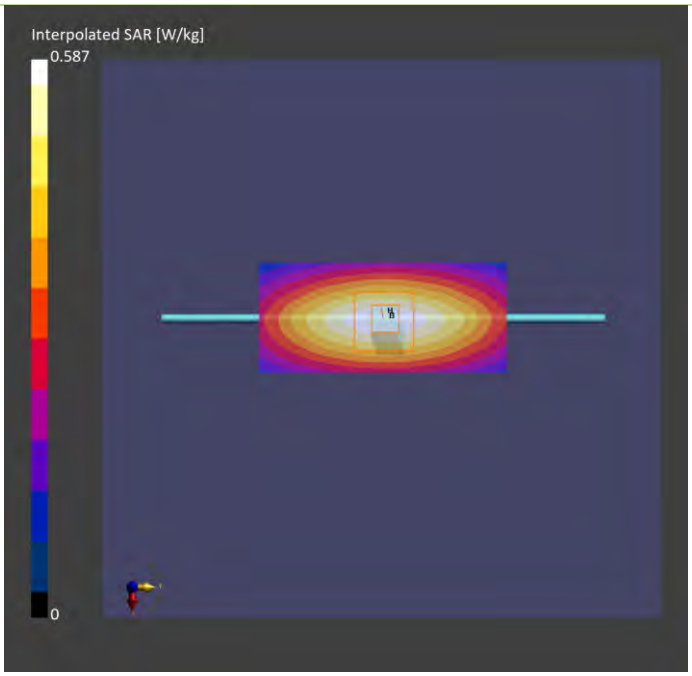

Measurement Report
S14_SystemCheck_H2600_250612
Device under Test Properties

Model, Manufacturer	Dimensions [mm]	IMEI	DUT Type
D2600V2,	10.0 x 10.0 x 290.0		

Exposure Conditions

Phantom Section, TSL	Position, Test Distance [mm]	Band	Group, UID	Frequency [MHz], Channel Number	Conversion Factor	TSL Conductivity [S/m]	TSL Permittivity
Flat,	,		CW, 0--	2600.000, 0	6.96	1.91	38.8

Hardware Setup

Phantom	TSL, Measured Date	Probe, Calibration Date	DAE, Calibration Date
ELI V8.0 (20deg probe tilt) - 2188	H19T27N9 , 2025-06-12	EX3DV4 - SN7736, 2025-02-17	DAE4 Sn1431, 2024-07-16

Scan Setup

	Area Scan	Zoom Scan
Grid Extents [mm]	48.0 x 96.0	35.0 x 35.0 x 30.0
Grid Steps [mm]	12.0 x 12.0	5.0 x 5.0 x 1.5
Sensor Surface [mm]	3.0	1.4

Measurement Results

	Area Scan	Zoom Scan
Date	2025-06-12	2025-06-12
psSAR1g [W/kg]	2.63	2.66
psSAR10g [W/kg]	1.14	1.18
Power Drift [dB]	0.02	-0.07

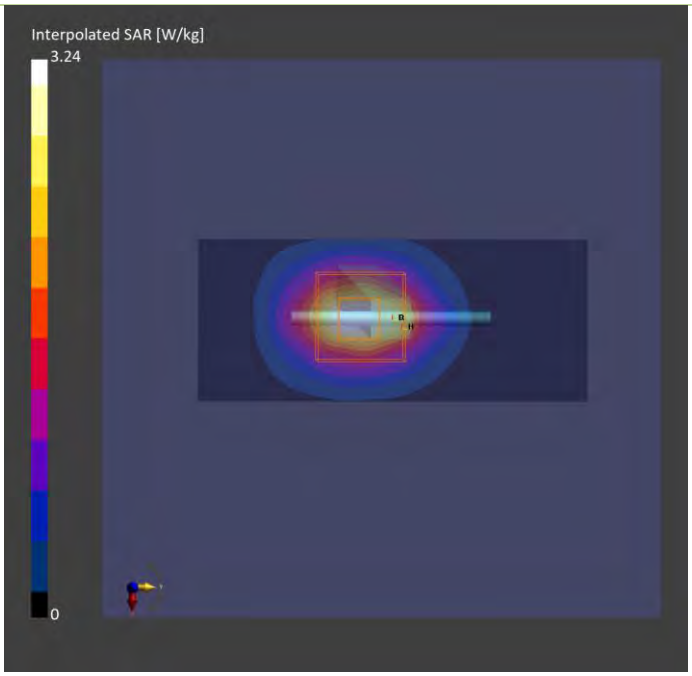

Measurement Report
S15_SystemCheck_H2600_250612
Device under Test Properties

Model, Manufacturer	Dimensions [mm]	IMEI	DUT Type
D2600V2,	10.0 x 10.0 x 290.0		

Exposure Conditions

Phantom Section, TSL	Position, Test Distance [mm]	Band	Group, UID	Frequency [MHz], Channel Number	Conversion Factor	TSL Conductivity [S/m]	TSL Permittivity
Flat,	,		CW, 0--	2600.000, 0	6.96	1.91	38.8

Hardware Setup

Phantom	TSL, Measured Date	Probe, Calibration Date	DAE, Calibration Date
ELI V8.0 (20deg probe tilt) - 2188	H19T27N9 , 2025-06-12	EX3DV4 - SN7736, 2025-02-17	DAE4 Sn1431, 2024-07-16

Scan Setup

	Area Scan	Zoom Scan
Grid Extents [mm]	48.0 x 96.0	35.0 x 35.0 x 30.0
Grid Steps [mm]	12.0 x 12.0	5.0 x 5.0 x 1.5
Sensor Surface [mm]	3.0	1.4

Measurement Results

	Area Scan	Zoom Scan
Date	2025-06-12	2025-06-12
psSAR1g [W/kg]	2.63	2.66
psSAR10g [W/kg]	1.14	1.18
Power Drift [dB]	0.02	-0.07

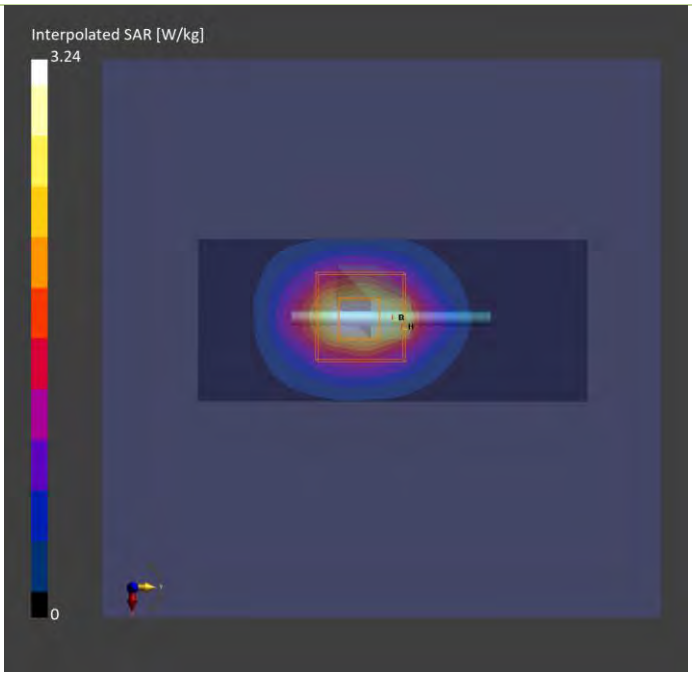

Measurement Report
S16 System Check_H3500_250613
Device under Test Properties

Model, Manufacturer	Dimensions [mm]	IMEI	DUT Type
D3500V2,	10.0 x 10.0 x 285.0		

Exposure Conditions

Phantom Section, TSL	Position, Test Distance [mm]	Band	Group, UID	Frequency [MHz], Channel Number	Conversion Factor	TSL Conductivity [S/m]	TSL Permittivity
Flat,	,		CW, 0--	3500.000, 0	6.35	2.82	39.2

Hardware Setup

Phantom	TSL, Measured Date	Probe, Calibration Date	DAE, Calibration Date
ELI V8.0 (20deg probe tilt) - 2188	H33T42N9 , 2025-06-13	EX3DV4 - SN7736, 2025-02-17	DAE4 Sn1431, 2024-07-16

Scan Setup

	Area Scan	Zoom Scan
Grid Extents [mm]	44.0 x 88.0	30.0 x 30.0 x 28.0
Grid Steps [mm]	11.0 x 11.0	5.0 x 5.0 x 1.4
Sensor Surface [mm]	3.0	1.4

Measurement Results

	Area Scan	Zoom Scan
Date	2025-06-13	2025-06-13
psSAR1g [W/kg]	3.08	3.16
psSAR10g [W/kg]	1.19	1.21
Power Drift [dB]	-0.04	0.11

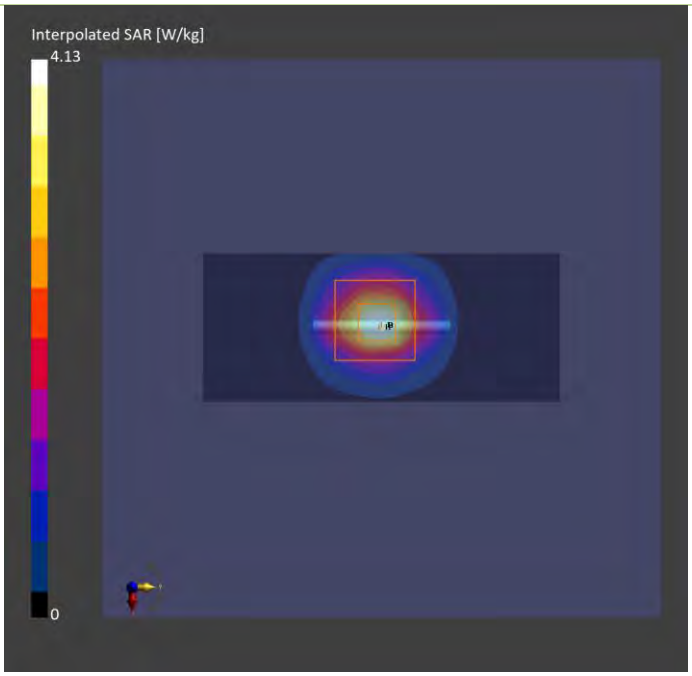

Measurement Report
S17 System Check_H3700_250613
Device under Test Properties

Model, Manufacturer	Dimensions [mm]	IMEI	DUT Type
D3700V2,	10.0 x 10.0 x 285.0		

Exposure Conditions

Phantom Section, TSL	Position, Test Distance [mm]	Band	Group, UID	Frequency [MHz], Channel Number	Conversion Factor	TSL Conductivity [S/m]	TSL Permittivity
Flat				3700.000	6.39	3.00	38.9

Hardware Setup

Phantom	TSL, Measured Date	Probe, Calibration Date	DAE, Calibration Date
ELI V8.0 (20deg probe tilt) - 2188	H33T42N9 , 2025-06-13	EX3DV4 - SN7736, 2025-02-17	DAE4 Sn1431, 2024-07-16

Scan Setup

	Area Scan	Zoom Scan
Grid Extents [mm]	44.0 x 88.0	30.0 x 30.0 x 28.0
Grid Steps [mm]	11.0 x 11.0	5.0 x 5.0 x 1.4
Sensor Surface [mm]	3.0	1.4

Measurement Results

	Area Scan	Zoom Scan
Date	2025-06-13	2025-06-13
psSAR1g [W/kg]	3.22	3.29
psSAR10g [W/kg]	1.18	1.22
Power Drift [dB]	-0.08	0.01



Measurement Report
S18 System Check_H3500_250613
Device under Test Properties

Model, Manufacturer	Dimensions [mm]	IMEI	DUT Type
D3500V2,	10.0 x 10.0 x 285.0		

Exposure Conditions

Phantom Section, TSL	Position, Test Distance [mm]	Band	Group, UID	Frequency [MHz], Channel Number	Conversion Factor	TSL Conductivity [S/m]	TSL Permittivity
Flat,	,		CW, 0--	3500.000, 0	6.35	2.82	39.2

Hardware Setup

Phantom	TSL, Measured Date	Probe, Calibration Date	DAE, Calibration Date
ELI V8.0 (20deg probe tilt) - 2188	H33T42N9 , 2025-06-13	EX3DV4 - SN7736, 2025-02-17	DAE4 Sn1431, 2024-07-16

Scan Setup

	Area Scan	Zoom Scan
Grid Extents [mm]	44.0 x 88.0	30.0 x 30.0 x 28.0
Grid Steps [mm]	11.0 x 11.0	5.0 x 5.0 x 1.4
Sensor Surface [mm]	3.0	1.4

Measurement Results

	Area Scan	Zoom Scan
Date	2025-06-13	2025-06-13
psSAR1g [W/kg]	3.08	3.16
psSAR10g [W/kg]	1.19	1.21
Power Drift [dB]	-0.04	0.11

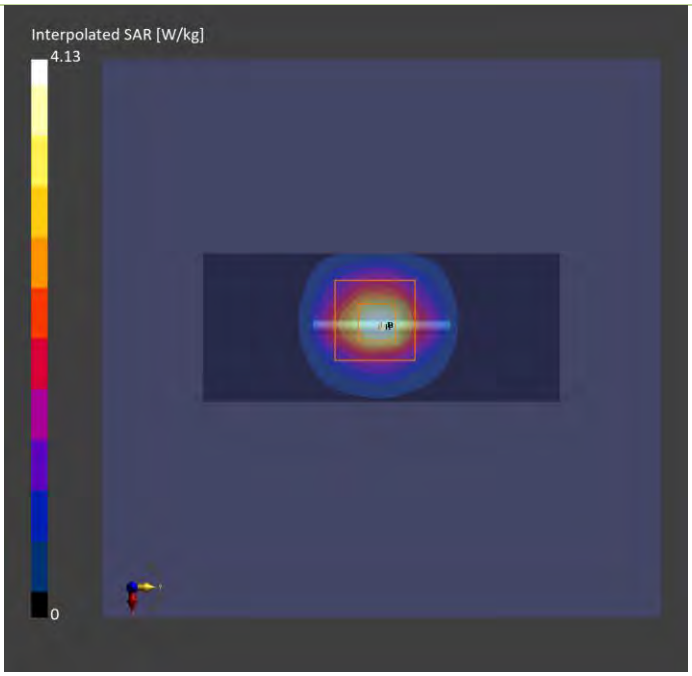

Measurement Report
S19 System Check_H1750_250609
Device under Test Properties

Model, Manufacturer	Dimensions [mm]	IMEI	DUT Type
D1750V2,	10.0 x 10.0 x 302.0		

Exposure Conditions

Phantom Section, TSL	Position, Test Distance [mm]	Band	Group, UID	Frequency [MHz], Channel Number	Conversion Factor	TSL Conductivity [S/m]	TSL Permittivity
Flat,	,		CW, 0--	1750.000, 0	7.37	1.34	38.4

Hardware Setup

Phantom	TSL, Measured Date	Probe, Calibration Date	DAE, Calibration Date
ELI V8.0 (20deg probe tilt) - 2188	H14T19N9 , 2025-06-09	EX3DV4 - SN7736, 2025-02-17	DAE4 Sn1431, 2024-07-16

Scan Setup

	Area Scan	Zoom Scan
Grid Extents [mm]	45.0 x 90.0	36.0 x 36.0 x 30.0
Grid Steps [mm]	15.0 x 15.0	6.0 x 6.0 x 1.5
Sensor Surface [mm]	3.0	1.4

Measurement Results

	Area Scan	Zoom Scan
Date	2025-06-09	2025-06-09
psSAR1g [W/kg]	1.76	1.79
psSAR10g [W/kg]	0.944	0.941
Power Drift [dB]	0.07	-0.03

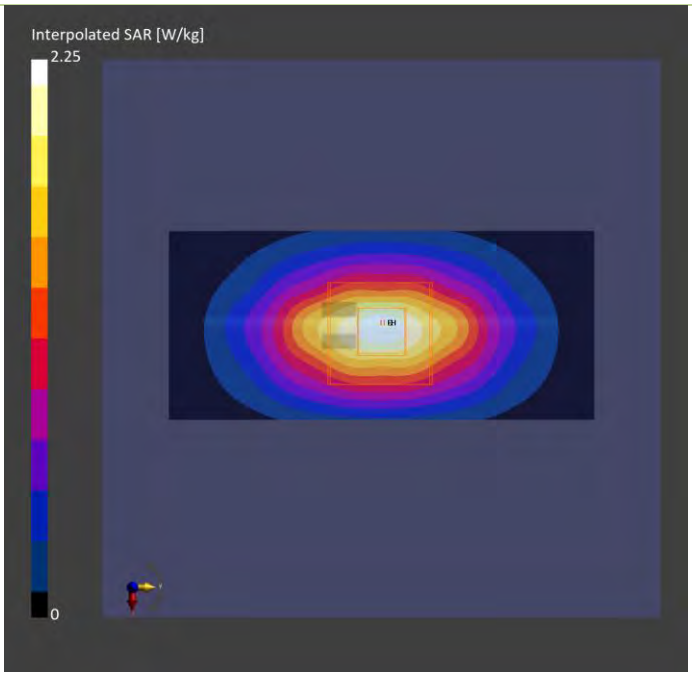

Measurement Report
S20 System Check_H750_250611
Device under Test Properties

Model, Manufacturer	Dimensions [mm]	IMEI	DUT Type
D750V3,	10.0 x 10.0 x 330.0		

Exposure Conditions

Phantom Section, TSL	Position, Test Distance [mm]	Band	Group, UID	Frequency [MHz], Channel Number	Conversion Factor	TSL Conductivity [S/m]	TSL Permittivity
Flat,	,		CW, 0--	750.000, 0	8.49	0.929	42.5

Hardware Setup

Phantom	TSL, Measured Date	Probe, Calibration Date	DAE, Calibration Date
ELI V8.0 (20deg probe tilt) - 2188	H06T09N9 , 2025-06-11	EX3DV4 - SN7736, 2025-02-17	DAE4 Sn1431, 2024-07-16

Scan Setup

	Area Scan	Zoom Scan
Grid Extents [mm]	45.0 x 90.0	36.0 x 36.0 x 30.0
Grid Steps [mm]	15.0 x 15.0	6.0 x 6.0 x 1.5
Sensor Surface [mm]	3.0	1.4

Measurement Results

	Area Scan	Zoom Scan
Date	2025-06-11	2025-06-11
psSAR1g [W/kg]	0.419	0.414
psSAR10g [W/kg]	0.279	0.273
Power Drift [dB]	-0.02	0.04

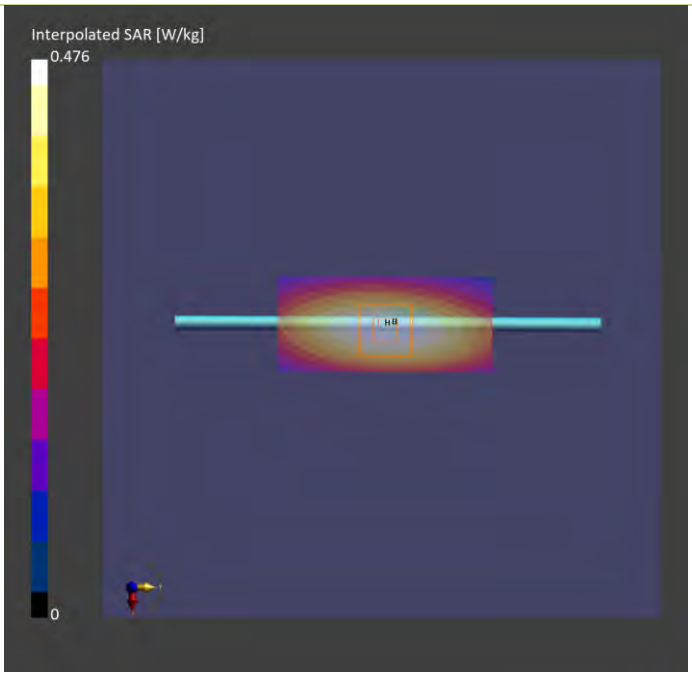

Measurement Report
S21 System Check_H1900_250614
Device under Test Properties

Model, Manufacturer	Dimensions [mm]	IMEI	DUT Type
D1900V2,	10.0 x 10.0 x 300.0		

Exposure Conditions

Phantom Section, TSL	Position, Test Distance [mm]	Band	Group, UID	Frequency [MHz], Channel Number	Conversion Factor	TSL Conductivity [S/m]	TSL Permittivity
Flat,	,		CW, 0--	1900.000, 0	7.16	1.46	40.7

Hardware Setup

Phantom	TSL, Measured Date	Probe, Calibration Date	DAE, Calibration Date
ELI V8.0 (20deg probe tilt) - 2188	H14T19N9 , 2025-06-14	EX3DV4 - SN7736, 2025-02-17	DAE4 Sn1431, 2024-07-16

Scan Setup

	Area Scan	Zoom Scan
Grid Extents [mm]	45.0 x 90.0	36.0 x 36.0 x 30.0
Grid Steps [mm]	15.0 x 15.0	6.0 x 6.0 x 1.5
Sensor Surface [mm]	3.0	1.4

Measurement Results

	Area Scan	Zoom Scan
Date	2025-06-14	2025-06-14
psSAR1g [W/kg]	1.99	1.95
psSAR10g [W/kg]	1.07	1.04
Power Drift [dB]	0.06	-0.04

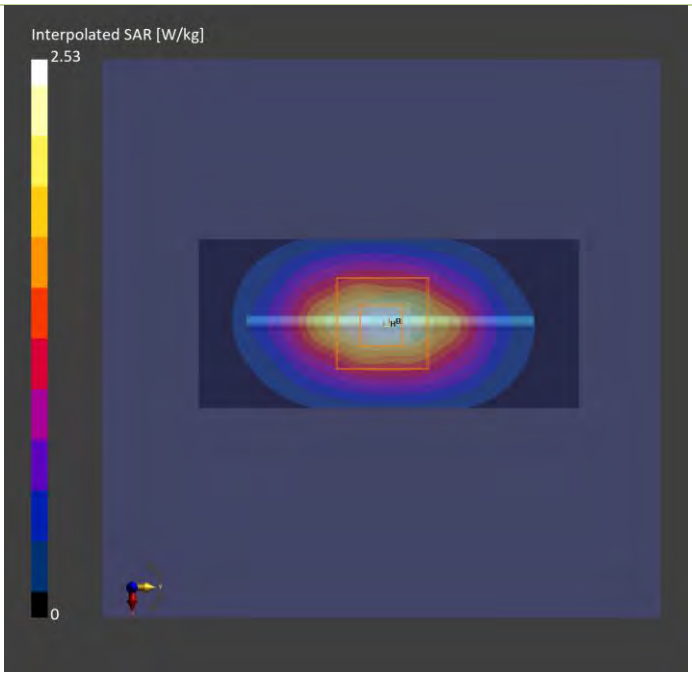

Measurement Report
S22 System Check_H835_250614
Device under Test Properties

Model, Manufacturer	Dimensions [mm]	IMEI	DUT Type
D835V2,	10.0 x 10.0 x 340.0		

Exposure Conditions

Phantom Section, TSL	Position, Test Distance [mm]	Band	Group, UID	Frequency [MHz], Channel Number	Conversion Factor	TSL Conductivity [S/m]	TSL Permittivity
Flat,	,		CW, 0--	835.000, 0	8.33	0.939	43.1

Hardware Setup

Phantom	TSL, Measured Date	Probe, Calibration Date	DAE, Calibration Date
ELI V8.0 (20deg probe tilt) - 2188	H06T09N9 , 2025-06-14	EX3DV4 - SN7736, 2025-02-17	DAE4 Sn1431, 2024-07-16

Scan Setup

	Area Scan	Zoom Scan
Grid Extents [mm]	45.0 x 90.0	36.0 x 36.0 x 30.0
Grid Steps [mm]	15.0 x 15.0	6.0 x 6.0 x 1.5
Sensor Surface [mm]	3.0	1.4

Measurement Results

	Area Scan	Zoom Scan
Date	2025-06-14	2025-06-14
psSAR1g [W/kg]	0.483	0.489
psSAR10g [W/kg]	0.311	0.316
Power Drift [dB]	-0.08	0.11

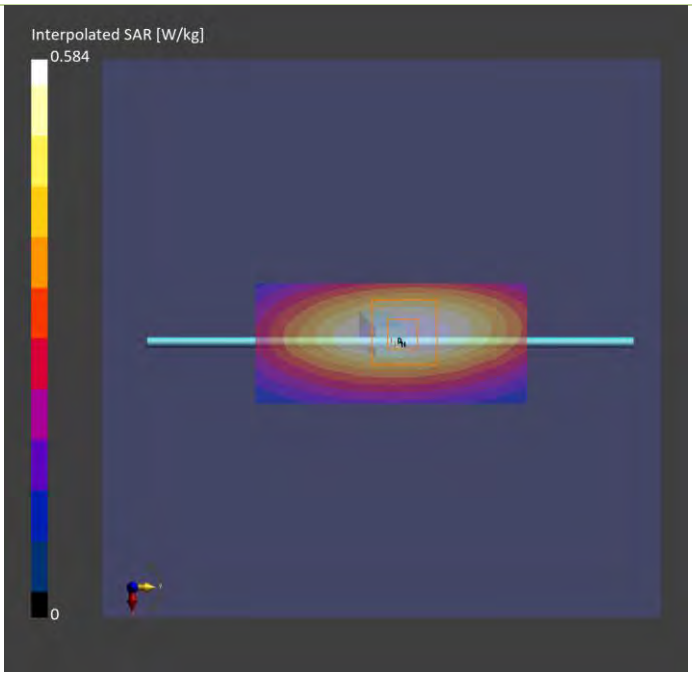

Measurement Report
S23 System Check_H2600_250616
Device under Test Properties

Model, Manufacturer	Dimensions [mm]	IMEI	DUT Type
D2600V2,	10.0 x 10.0 x 290.0		

Exposure Conditions

Phantom Section, TSL	Position, Test Distance [mm]	Band	Group, UID	Frequency [MHz], Channel Number	Conversion Factor	TSL Conductivity [S/m]	TSL Permittivity
Flat,	,		CW, 0--	2600.000, 0	6.96	1.92	39.2

Hardware Setup

Phantom	TSL, Measured Date	Probe, Calibration Date	DAE, Calibration Date
ELI V8.0 (20deg probe tilt) - 2188	H19T27N9 , 2025-06-16	EX3DV4 - SN7736, 2025-02-17	DAE4 Sn1431, 2024-07-16

Scan Setup

	Area Scan	Zoom Scan
Grid Extents [mm]	48.0 x 96.0	35.0 x 35.0 x 30.0
Grid Steps [mm]	12.0 x 12.0	5.0 x 5.0 x 1.5
Sensor Surface [mm]	3.0	1.4

Measurement Results

	Area Scan	Zoom Scan
Date	2025-06-16	2025-06-16
psSAR1g [W/kg]	2.72	2.67
psSAR10g [W/kg]	1.24	1.22
Power Drift [dB]	0.03	0.04



Measurement Report
S24 System Check_H750_250615
Device under Test Properties

Model, Manufacturer	Dimensions [mm]	IMEI	DUT Type
D750V3,	10.0 x 10.0 x 330.0		

Exposure Conditions

Phantom Section, TSL	Position, Test Distance [mm]	Band	Group, UID	Frequency [MHz], Channel Number	Conversion Factor	TSL Conductivity [S/m]	TSL Permittivity
Flat, -	,		CW, 0--	750.000, 0	8.49	0..898	43.4

Hardware Setup

Phantom	TSL, Measured Date	Probe, Calibration Date	DAE, Calibration Date
ELI V8.0 (20deg probe tilt) - 2188	H06T09N9 , 2025-06-15	EX3DV4 - SN7736, 2025-02-17	DAE4 Sn1431, 2024-07-16

Scan Setup

	Area Scan	Zoom Scan
Grid Extents [mm]	45.0 x 90.0	36.0 x 36.0 x 30.0
Grid Steps [mm]	15.0 x 15.0	6.0 x 6.0 x 1.5
Sensor Surface [mm]	3.0	1.4

Measurement Results

	Area Scan	Zoom Scan
Date	2025-06-15	2025-06-15
psSAR1g [W/kg]	0.443	0.438
psSAR10g [W/kg]	0.283	0.281
Power Drift [dB]	0.06	-0.02

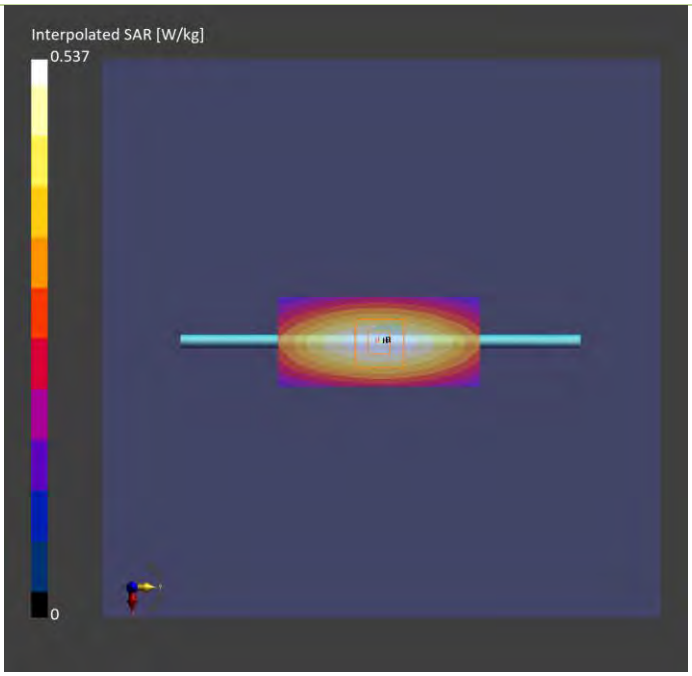

Measurement Report
S25 System Check_H750_250615
Device under Test Properties

Model, Manufacturer	Dimensions [mm]	IMEI	DUT Type
D750V3,	10.0 x 10.0 x 330.0		

Exposure Conditions

Phantom Section, TSL	Position, Test Distance [mm]	Band	Group, UID	Frequency [MHz], Channel Number	Conversion Factor	TSL Conductivity [S/m]	TSL Permittivity
Flat, -	,		CW, 0--	750.000, 0	8.49	0..898	43.4

Hardware Setup

Phantom	TSL, Measured Date	Probe, Calibration Date	DAE, Calibration Date
ELI V8.0 (20deg probe tilt) - 2188	H06T09N9 , 2025-06-15	EX3DV4 - SN7736, 2025-02-17	DAE4 Sn1431, 2024-07-16

Scan Setup

	Area Scan	Zoom Scan
Grid Extents [mm]	45.0 x 90.0	36.0 x 36.0 x 30.0
Grid Steps [mm]	15.0 x 15.0	6.0 x 6.0 x 1.5
Sensor Surface [mm]	3.0	1.4

Measurement Results

	Area Scan	Zoom Scan
Date	2025-06-15	2025-06-15
psSAR1g [W/kg]	0.443	0.438
psSAR10g [W/kg]	0.283	0.281
Power Drift [dB]	0.06	-0.02

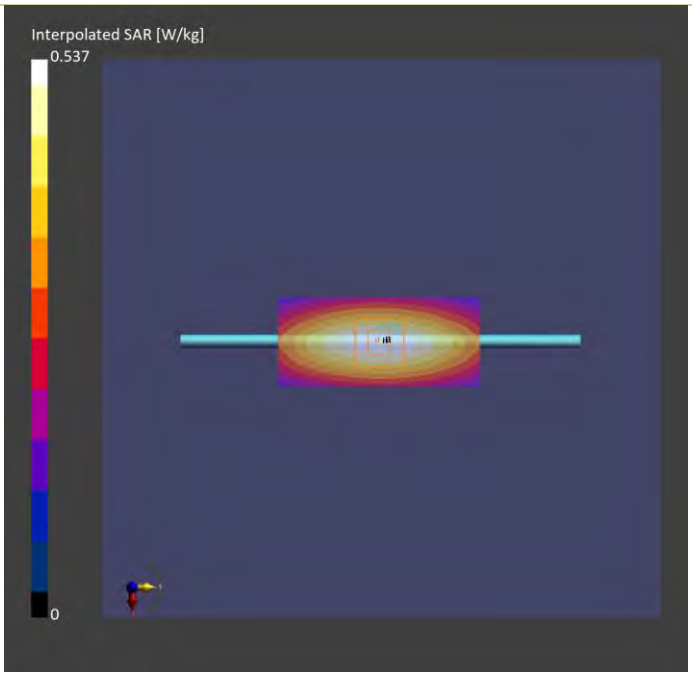

Measurement Report
S26 System Check_H750_250615
Device under Test Properties

Model, Manufacturer	Dimensions [mm]	IMEI	DUT Type
D750V3,	10.0 x 10.0 x 330.0		

Exposure Conditions

Phantom Section, TSL	Position, Test Distance [mm]	Band	Group, UID	Frequency [MHz], Channel Number	Conversion Factor	TSL Conductivity [S/m]	TSL Permittivity
Flat, -	,		CW, 0--	750.000, 0	8.49	0..898	43.4

Hardware Setup

Phantom	TSL, Measured Date	Probe, Calibration Date	DAE, Calibration Date
ELI V8.0 (20deg probe tilt) - 2188	H06T09N9 , 2025-06-15	EX3DV4 - SN7736, 2025-02-17	DAE4 Sn1431, 2024-07-16

Scan Setup

	Area Scan	Zoom Scan
Grid Extents [mm]	45.0 x 90.0	36.0 x 36.0 x 30.0
Grid Steps [mm]	15.0 x 15.0	6.0 x 6.0 x 1.5
Sensor Surface [mm]	3.0	1.4

Measurement Results

	Area Scan	Zoom Scan
Date	2025-06-15	2025-06-15
psSAR1g [W/kg]	0.443	0.438
psSAR10g [W/kg]	0.283	0.281
Power Drift [dB]	0.06	-0.02

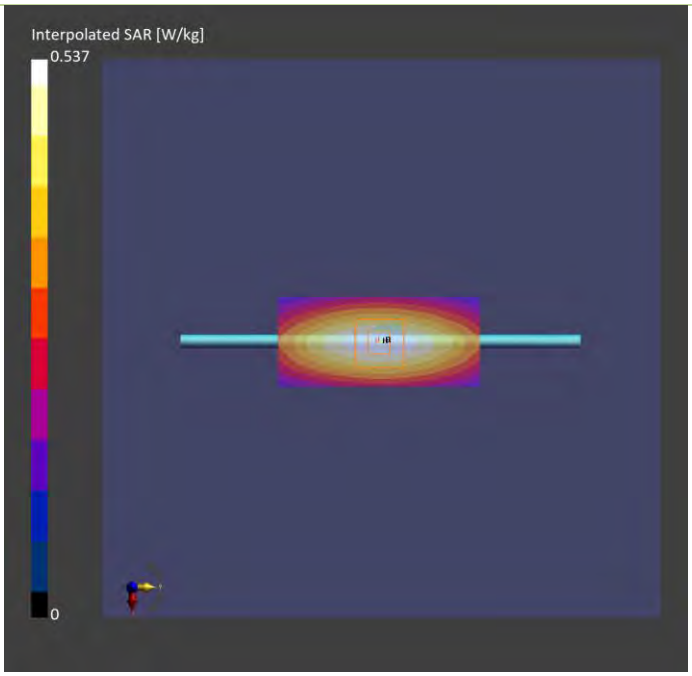

Measurement Report
S27 System Check_H1900_250614
Device under Test Properties

Model, Manufacturer	Dimensions [mm]	IMEI	DUT Type
D1900V2,	10.0 x 10.0 x 300.0		

Exposure Conditions

Phantom Section, TSL	Position, Test Distance [mm]	Band	Group, UID	Frequency [MHz], Channel Number	Conversion Factor	TSL Conductivity [S/m]	TSL Permittivity
Flat,	,		CW, 0--	1900.000, 0	7.16	1.46	40.7

Hardware Setup

Phantom	TSL, Measured Date	Probe, Calibration Date	DAE, Calibration Date
ELI V8.0 (20deg probe tilt) - 2188	H14T19N9 , 2025-06-14	EX3DV4 - SN7736, 2025-02-17	DAE4 Sn1431, 2024-07-16

Scan Setup

	Area Scan	Zoom Scan
Grid Extents [mm]	45.0 x 90.0	36.0 x 36.0 x 30.0
Grid Steps [mm]	15.0 x 15.0	6.0 x 6.0 x 1.5
Sensor Surface [mm]	3.0	1.4

Measurement Results

	Area Scan	Zoom Scan
Date	2025-06-14	2025-06-14
psSAR1g [W/kg]	1.99	1.95
psSAR10g [W/kg]	1.07	1.04
Power Drift [dB]	0.06	-0.04

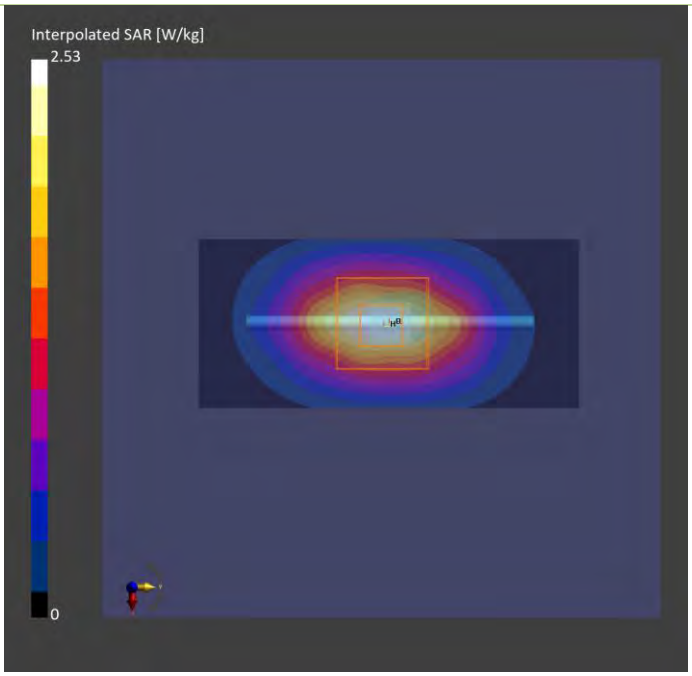

Measurement Report
S28 System Check_H835_250614
Device under Test Properties

Model, Manufacturer	Dimensions [mm]	IMEI	DUT Type
D835V2,	10.0 x 10.0 x 340.0		

Exposure Conditions

Phantom Section, TSL	Position, Test Distance [mm]	Band	Group, UID	Frequency [MHz], Channel Number	Conversion Factor	TSL Conductivity [S/m]	TSL Permittivity
Flat,	,		CW, 0--	835.000, 0	8.33	0.939	43.1

Hardware Setup

Phantom	TSL, Measured Date	Probe, Calibration Date	DAE, Calibration Date
ELI V8.0 (20deg probe tilt) - 2188	H06T09N9 , 2025-06-14	EX3DV4 - SN7736, 2025-02-17	DAE4 Sn1431, 2024-07-16

Scan Setup

	Area Scan	Zoom Scan
Grid Extents [mm]	45.0 x 90.0	36.0 x 36.0 x 30.0
Grid Steps [mm]	15.0 x 15.0	6.0 x 6.0 x 1.5
Sensor Surface [mm]	3.0	1.4

Measurement Results

	Area Scan	Zoom Scan
Date	2025-06-14	2025-06-14
psSAR1g [W/kg]	0.483	0.489
psSAR10g [W/kg]	0.311	0.316
Power Drift [dB]	-0.08	0.11

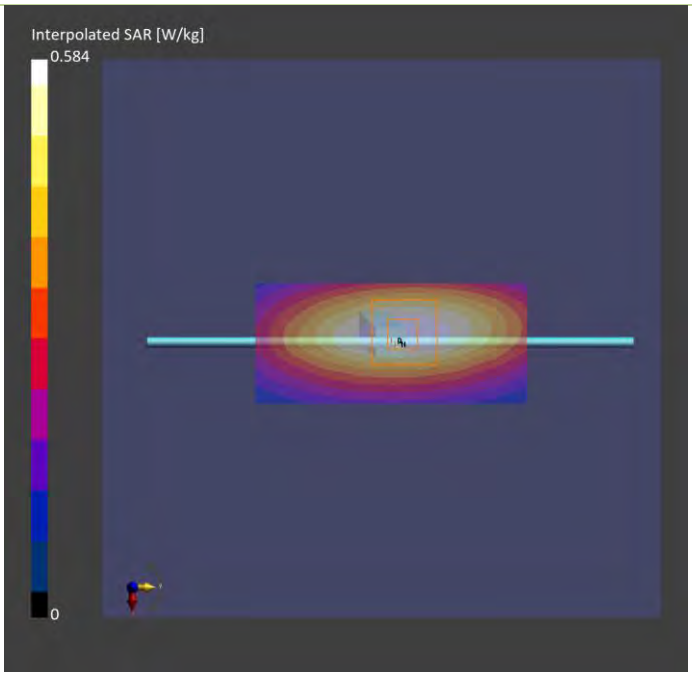

Measurement Report
S29 System Check_H2600_250616
Device under Test Properties

Model, Manufacturer	Dimensions [mm]	IMEI	DUT Type
D2600V2,	10.0 x 10.0 x 290.0		

Exposure Conditions

Phantom Section, TSL	Position, Test Distance [mm]	Band	Group, UID	Frequency [MHz], Channel Number	Conversion Factor	TSL Conductivity [S/m]	TSL Permittivity
Flat,	,		CW, 0--	2600.000, 0	6.96	1.92	39.2

Hardware Setup

Phantom	TSL, Measured Date	Probe, Calibration Date	DAE, Calibration Date
ELI V8.0 (20deg probe tilt) - 2188	H19T27N9 , 2025-06-16	EX3DV4 - SN7736, 2025-02-17	DAE4 Sn1431, 2024-07-16

Scan Setup

	Area Scan	Zoom Scan
Grid Extents [mm]	48.0 x 96.0	35.0 x 35.0 x 30.0
Grid Steps [mm]	12.0 x 12.0	5.0 x 5.0 x 1.5
Sensor Surface [mm]	3.0	1.4

Measurement Results

	Area Scan	Zoom Scan
Date	2025-06-16	2025-06-16
psSAR1g [W/kg]	2.72	2.67
psSAR10g [W/kg]	1.24	1.22
Power Drift [dB]	0.03	0.04



Measurement Report
S30 System Check_H2600_250616
Device under Test Properties

Model, Manufacturer	Dimensions [mm]	IMEI	DUT Type
D2600V2,	10.0 x 10.0 x 290.0		

Exposure Conditions

Phantom Section, TSL	Position, Test Distance [mm]	Band	Group, UID	Frequency [MHz], Channel Number	Conversion Factor	TSL Conductivity [S/m]	TSL Permittivity
Flat,	,		CW, 0--	2600.000, 0	6.96	1.92	39.2

Hardware Setup

Phantom	TSL, Measured Date	Probe, Calibration Date	DAE, Calibration Date
ELI V8.0 (20deg probe tilt) - 2188	H19T27N9 , 2025-06-16	EX3DV4 - SN7736, 2025-02-17	DAE4 Sn1431, 2024-07-16

Scan Setup

	Area Scan	Zoom Scan
Grid Extents [mm]	48.0 x 96.0	35.0 x 35.0 x 30.0
Grid Steps [mm]	12.0 x 12.0	5.0 x 5.0 x 1.5
Sensor Surface [mm]	3.0	1.4

Measurement Results

	Area Scan	Zoom Scan
Date	2025-06-16	2025-06-16
psSAR1g [W/kg]	2.72	2.67
psSAR10g [W/kg]	1.24	1.22
Power Drift [dB]	0.03	0.04



Measurement Report
S31 System Check_H3500_250617
Device under Test Properties

Model, Manufacturer	Dimensions [mm]	IMEI	DUT Type
D3500V2,	10.0 x 10.0 x 285.0		

Exposure Conditions

Phantom Section, TSL	Position, Test Distance [mm]	Band	Group, UID	Frequency [MHz], Channel Number	Conversion Factor	TSL Conductivity [S/m]	TSL Permittivity
Flat				3500.000	6.35	2.79	39.6

Hardware Setup

Phantom	TSL, Measured Date	Probe, Calibration Date	DAE, Calibration Date
ELI V8.0 (20deg probe tilt) - 2188	H33T42N9 , 2025-06-17	EX3DV4 - SN7736, 2025-02-17	DAE4 Sn1431, 2024-07-16

Scan Setup

	Area Scan	Zoom Scan
Grid Extents [mm]	44.0 x 88.0	30.0 x 30.0 x 28.0
Grid Steps [mm]	11.0 x 11.0	5.0 x 5.0 x 1.4
Sensor Surface [mm]	3.0	1.4

Measurement Results

	Area Scan	Zoom Scan
Date	2025-06-17	2025-06-17
psSAR1g [W/kg]	3.06	3.16
psSAR10g [W/kg]	1.22	1.26
Power Drift [dB]	-0.01	0.04

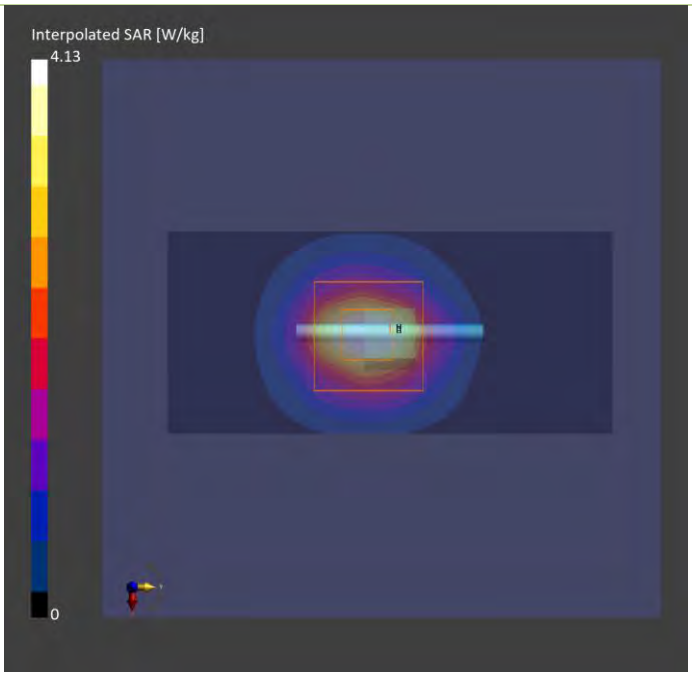

Measurement Report
S32 System Check_H1750_250616
Device under Test Properties

Model, Manufacturer	Dimensions [mm]	IMEI	DUT Type
D1750V2,	10.0 x 10.0 x 302.0		

Exposure Conditions

Phantom Section, TSL	Position, Test Distance [mm]	Band	Group, UID	Frequency [MHz], Channel Number	Conversion Factor	TSL Conductivity [S/m]	TSL Permittivity
Flat			CW, 0--	1750.000	7.37	1.35	40.1

Hardware Setup

Phantom	TSL, Measured Date	Probe, Calibration Date	DAE, Calibration Date
ELI V8.0 (20deg probe tilt) - 2188	H14T19N9 , 2025-06-16	EX3DV4 - SN7736, 2025-02-17	DAE4 Sn1431, 2024-07-16

Scan Setup

	Area Scan	Zoom Scan
Grid Extents [mm]	45.0 x 90.0	36.0 x 36.0 x 30.0
Grid Steps [mm]	15.0 x 15.0	6.0 x 6.0 x 1.5
Sensor Surface [mm]	3.0	1.4

Measurement Results

	Area Scan	Zoom Scan
Date	2025-06-16	2025-06-16
psSAR1g [W/kg]	1.83	1.82
psSAR10g [W/kg]	0.994	0.973
Power Drift [dB]	-0.06	0.08

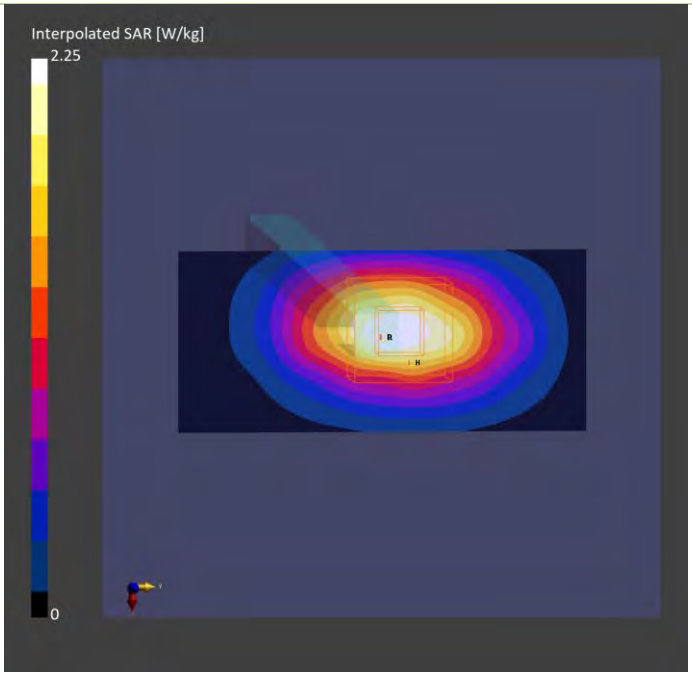

Measurement Report
S33 System Check_H750_250615
Device under Test Properties

Model, Manufacturer	Dimensions [mm]	IMEI	DUT Type
D750V3,	10.0 x 10.0 x 330.0		

Exposure Conditions

Phantom Section, TSL	Position, Test Distance [mm]	Band	Group, UID	Frequency [MHz], Channel Number	Conversion Factor	TSL Conductivity [S/m]	TSL Permittivity
Flat, -	,		CW, 0--	750.000, 0	8.49	0..898	43.4

Hardware Setup

Phantom	TSL, Measured Date	Probe, Calibration Date	DAE, Calibration Date
ELI V8.0 (20deg probe tilt) - 2188	H06T09N9 , 2025-06-15	EX3DV4 - SN7736, 2025-02-17	DAE4 Sn1431, 2024-07-16

Scan Setup

	Area Scan	Zoom Scan
Grid Extents [mm]	45.0 x 90.0	36.0 x 36.0 x 30.0
Grid Steps [mm]	15.0 x 15.0	6.0 x 6.0 x 1.5
Sensor Surface [mm]	3.0	1.4

Measurement Results

	Area Scan	Zoom Scan
Date	2025-06-15	2025-06-15
psSAR1g [W/kg]	0.443	0.438
psSAR10g [W/kg]	0.283	0.281
Power Drift [dB]	0.06	-0.02

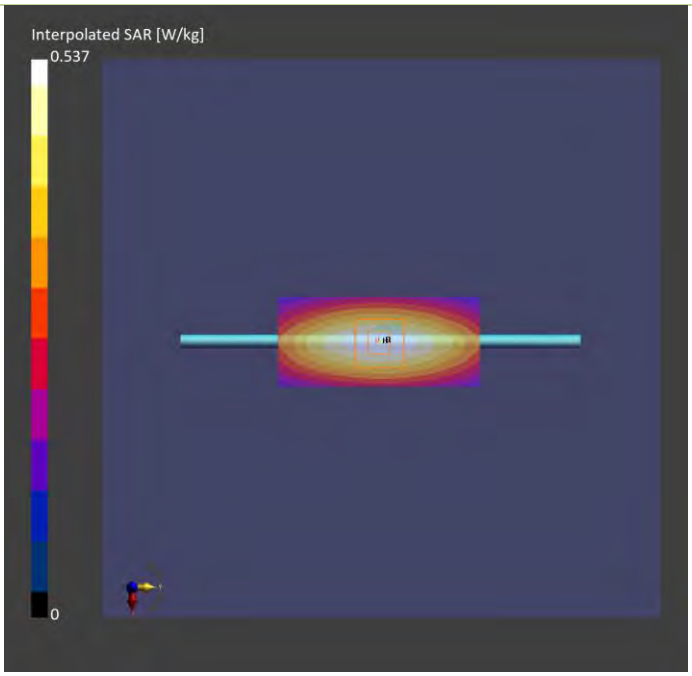

Measurement Report
S34 System Check_H3500_250617
Device under Test Properties

Model, Manufacturer	Dimensions [mm]	IMEI	DUT Type
D3500V2,	10.0 x 10.0 x 285.0		

Exposure Conditions

Phantom Section, TSL	Position, Test Distance [mm]	Band	Group, UID	Frequency [MHz], Channel Number	Conversion Factor	TSL Conductivity [S/m]	TSL Permittivity
Flat			CW, 0--	3500.000	6.35	2.79	39.6

Hardware Setup

Phantom	TSL, Measured Date	Probe, Calibration Date	DAE, Calibration Date
ELI V8.0 (20deg probe tilt) - 2188	H33T42N9 , 2025-06-17	EX3DV4 - SN7736, 2025-02-17	DAE4 Sn1431, 2024-07-16

Scan Setup

	Area Scan	Zoom Scan
Grid Extents [mm]	44.0 x 88.0	30.0 x 30.0 x 28.0
Grid Steps [mm]	11.0 x 11.0	5.0 x 5.0 x 1.4
Sensor Surface [mm]	3.0	1.4

Measurement Results

	Area Scan	Zoom Scan
Date	2025-06-17	2025-06-17
psSAR1g [W/kg]	3.06	3.16
psSAR10g [W/kg]	1.22	1.26
Power Drift [dB]	-0.01	0.04

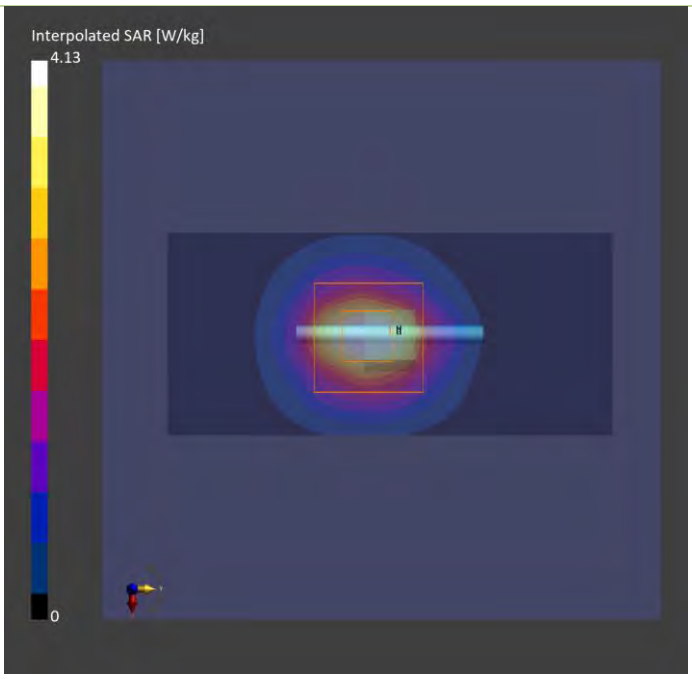

Measurement Report
S34 System Check_H3700_250617
Device under Test Properties

Model, Manufacturer	Dimensions [mm]	IMEI	DUT Type
D3700V2,	10.0 x 10.0 x 285.0		

Exposure Conditions

Phantom Section, TSL	Position, Test Distance [mm]	Band	Group, UID	Frequency [MHz], Channel Number	Conversion Factor	TSL Conductivity [S/m]	TSL Permittivity
Flat			CW, 0--	3700.000	6.39	2.97	39.3

Hardware Setup

Phantom	TSL, Measured Date	Probe, Calibration Date	DAE, Calibration Date
ELI V8.0 (20deg probe tilt) - 2188	H33T42N9 , 2025-06-17	EX3DV4 - SN7736, 2025-02-17	DAE4 Sn1431, 2024-07-16

Scan Setup

	Area Scan	Zoom Scan
Grid Extents [mm]	44.0 x 88.0	30.0 x 30.0 x 28.0
Grid Steps [mm]	11.0 x 11.0	5.0 x 5.0 x 1.4
Sensor Surface [mm]	3.0	1.4

Measurement Results

	Area Scan	Zoom Scan
Date	2025-06-17	2025-06-17
psSAR1g [W/kg]	3.21	3.26
psSAR10g [W/kg]	1.19	1.25
Power Drift [dB]	0.05	0.07



Measurement Report
S34 System Check_H3900_250617
Device under Test Properties

Model, Manufacturer	Dimensions [mm]	IMEI	DUT Type
D3900V2,	10.0 x 10.0 x 300.0		

Exposure Conditions

Phantom Section, TSL	Position, Test Distance [mm]	Band	Group, UID	Frequency [MHz], Channel Number	Conversion Factor	TSL Conductivity [S/m]	TSL Permittivity
Flat			CW, 0--	3900.000	6.27	3.17	39.0

Hardware Setup

Phantom	TSL, Measured Date	Probe, Calibration Date	DAE, Calibration Date
ELI V8.0 (20deg probe tilt) - 2188	H33T42N9 , 2025-06-17	EX3DV4 - SN7736, 2025-02-17	DAE4 Sn1431, 2024-07-16

Scan Setup

	Area Scan	Zoom Scan
Grid Extents [mm]	44.0 x 88.0	30.0 x 30.0 x 28.0
Grid Steps [mm]	11.0 x 11.0	5.0 x 5.0 x 1.4
Sensor Surface [mm]	3.0	1.4

Measurement Results

	Area Scan	Zoom Scan
Date	2025-06-17	2025-06-17
psSAR1g [W/kg]	3.17	3.29
psSAR10g [W/kg]	1.16	1.19
Power Drift [dB]	0.05	-0.11



Measurement Report
S36 System Check H2450_250618
Device under Test Properties

Model, Manufacturer	Dimensions [mm]	IMEI	DUT Type
D2450V2,	10.0 x 10.0 x 290.0		

Exposure Conditions

Phantom Section, TSL	Position, Test Distance [mm]	Band	Group, UID	Frequency [MHz], Channel Number	Conversion Factor	TSL Conductivity [S/m]	TSL Permittivity
Flat,	,		CW, 0--	2450.000, 0	6.87	1.80	38.9

Hardware Setup

Phantom	TSL, Measured Date	Probe, Calibration Date	DAE, Calibration Date
ELI V8.0 (20deg probe tilt) - 2188	H19T27N9 , 2025-06-18	EX3DV4 - SN7736, 2025-02-17	DAE4 Sn1431, 2024-07-16

Scan Setup

	Area Scan	Zoom Scan
Grid Extents [mm]	48.0 x 96.0	35.0 x 35.0 x 30.0
Grid Steps [mm]	12.0 x 12.0	5.0 x 5.0 x 1.5
Sensor Surface [mm]	3.0	1.4

Measurement Results

	Area Scan	Zoom Scan
Date	2025-06-18	2025-06-18
psSAR1g [W/kg]	2.67	2.63
psSAR10g [W/kg]	1.29	1.27
Power Drift [dB]	-0.08	-0.04



Measurement Report
S37 System Check H5250_250618
Device under Test Properties

Model, Manufacturer	Dimensions [mm]	IMEI	DUT Type
D5GHzV2,	10.0 x 10.0 x 300.0		

Exposure Conditions

Phantom Section, TSL	Position, Test Distance [mm]	Band	Group, UID	Frequency [MHz], Channel Number	Conversion Factor	TSL Conductivity [S/m]	TSL Permittivity
Flat,	,		CW, 0--	5250.000, 0	5.27	4.51	35.6

Hardware Setup

Phantom	TSL, Measured Date	Probe, Calibration Date	DAE, Calibration Date
ELI V8.0 (20deg probe tilt) - 2188	H50T60N9 , 2025-06-18	EX3DV4 - SN7736, 2025-02-17	DAE4 Sn1431, 2024-07-16

Scan Setup

	Area Scan	Zoom Scan
Grid Extents [mm]	40.0 x 80.0	24.0 x 24.0 x 22.0
Grid Steps [mm]	10.0 x 10.0	4.0 x 4.0 x 1.4
Sensor Surface [mm]	3.0	1.4

Measurement Results

	Area Scan	Zoom Scan
Date	2025-06-18	2025-06-18
psSAR1g [W/kg]	3.55	3.76
psSAR10g [W/kg]	0.955	1.16
Power Drift [dB]	0.07	-0.02

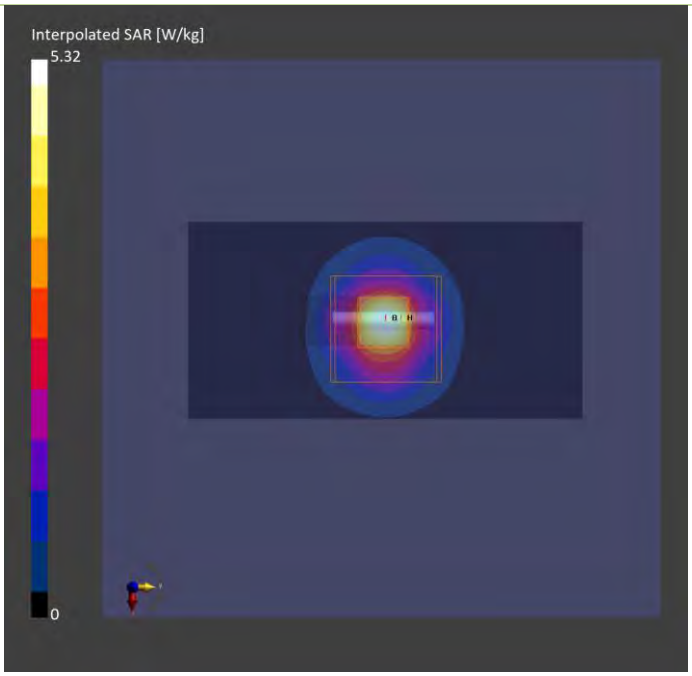

Measurement Report
S38 System Check H5600_250618
Device under Test Properties

Model, Manufacturer	Dimensions [mm]	IMEI	DUT Type
D5GHzV2,	10.0 x 10.0 x 300.0		

Exposure Conditions

Phantom Section, TSL	Position, Test Distance [mm]	Band	Group, UID	Frequency [MHz], Channel Number	Conversion Factor	TSL Conductivity [S/m]	TSL Permittivity
Flat,	,		CW, 0--	5600.000, 0	4.83	4.89	35.0

Hardware Setup

Phantom	TSL, Measured Date	Probe, Calibration Date	DAE, Calibration Date
ELI V8.0 (20deg probe tilt) - 2188	H50T60N9 , 2025-06-18	EX3DV4 - SN7736, 2025-02-17	DAE4 Sn1431, 2024-07-16

Scan Setup

	Area Scan	Zoom Scan
Grid Extents [mm]	40.0 x 80.0	24.0 x 24.0 x 22.0
Grid Steps [mm]	10.0 x 10.0	4.0 x 4.0 x 1.4
Sensor Surface [mm]	3.0	1.4

Measurement Results

	Area Scan	Zoom Scan
Date	2025-06-18	2025-06-18
psSAR1g [W/kg]	3.73	3.95
psSAR10g [W/kg]	1.08	1.13
Power Drift [dB]	-0.02	0.08

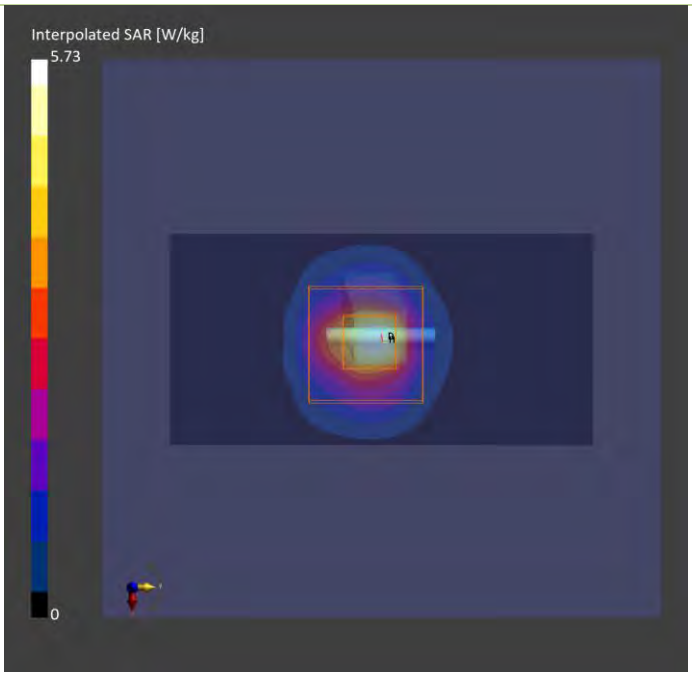

Measurement Report
S40 System Check H5800_250618
Device under Test Properties

Model, Manufacturer	Dimensions [mm]	IMEI	DUT Type
D5GHzV2,	10.0 x 10.0 x 300.0		

Exposure Conditions

Phantom Section, TSL	Position, Test Distance [mm]	Band	Group, UID	Frequency [MHz], Channel Number	Conversion Factor	TSL Conductivity [S/m]	TSL Permittivity
Flat,	,		CW, 0--	5800.000, 0	4.78	5.12	34.7

Hardware Setup

Phantom	TSL, Measured Date	Probe, Calibration Date	DAE, Calibration Date
ELI V8.0 (20deg probe tilt) - 2188	H50T60N9 , 2025-06-18	EX3DV4 - SN7736, 2025-02-17	DAE4 Sn1431, 2024-07-16

Scan Setup

	Area Scan	Zoom Scan
Grid Extents [mm]	40.0 x 80.0	24.0 x 24.0 x 22.0
Grid Steps [mm]	10.0 x 10.0	4.0 x 4.0 x 1.4
Sensor Surface [mm]	3.0	1.4

Measurement Results

	Area Scan	Zoom Scan
Date	2025-06-18	2025-06-18
psSAR1g [W/kg]	3.57	3.78
psSAR10g [W/kg]	0.963	1.16
Power Drift [dB]	0.03	-0.02

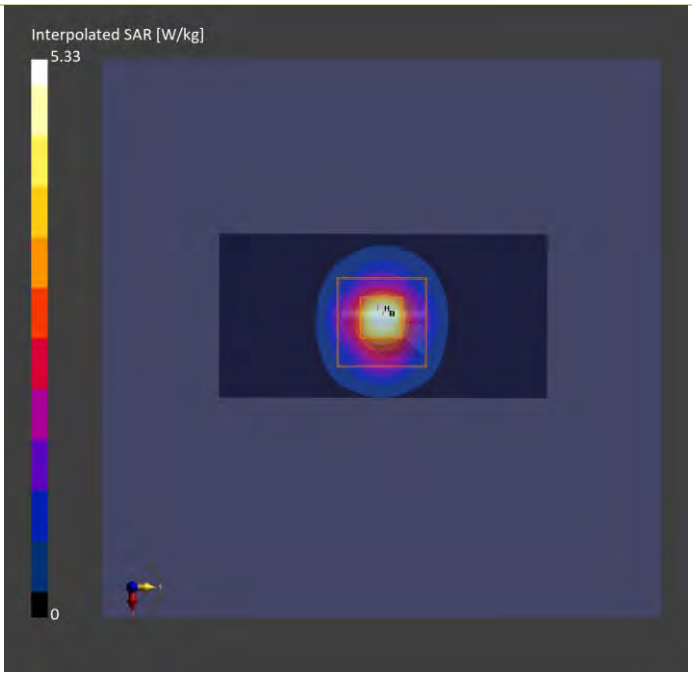

Measurement Report
S41 System Check H5800_250618
Device under Test Properties

Model, Manufacturer	Dimensions [mm]	IMEI	DUT Type
D5GHzV2,	10.0 x 10.0 x 300.0		

Exposure Conditions

Phantom Section, TSL	Position, Test Distance [mm]	Band	Group, UID	Frequency [MHz], Channel Number	Conversion Factor	TSL Conductivity [S/m]	TSL Permittivity
Flat,	,		CW, 0--	5800.000, 0	4.78	5.12	34.7

Hardware Setup

Phantom	TSL, Measured Date	Probe, Calibration Date	DAE, Calibration Date
ELI V8.0 (20deg probe tilt) - 2188	H50T60N9 , 2025-06-18	EX3DV4 - SN7736, 2025-02-17	DAE4 Sn1431, 2024-07-16

Scan Setup

	Area Scan	Zoom Scan
Grid Extents [mm]	40.0 x 80.0	24.0 x 24.0 x 22.0
Grid Steps [mm]	10.0 x 10.0	4.0 x 4.0 x 1.4
Sensor Surface [mm]	3.0	1.4

Measurement Results

	Area Scan	Zoom Scan
Date	2025-06-18	2025-06-18
psSAR1g [W/kg]	3.57	3.78
psSAR10g [W/kg]	0.963	1.16
Power Drift [dB]	0.03	-0.02

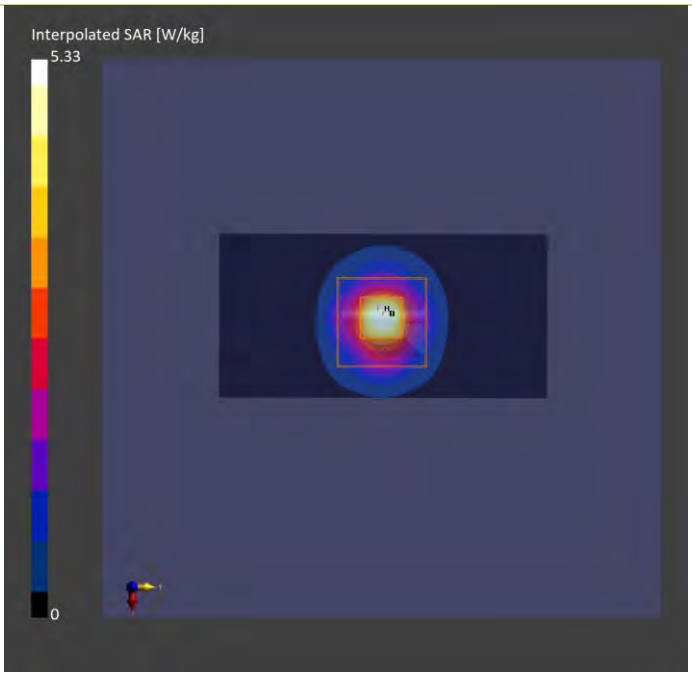

Measurement Report
S42 System Check H2450_250618
Device under Test Properties

Model, Manufacturer	Dimensions [mm]	IMEI	DUT Type
D2450V2,	10.0 x 10.0 x 290.0		

Exposure Conditions

Phantom Section, TSL	Position, Test Distance [mm]	Band	Group, UID	Frequency [MHz], Channel Number	Conversion Factor	TSL Conductivity [S/m]	TSL Permittivity
Flat,	,		CW, 0--	2450.000, 0	6.87	1.80	38.9

Hardware Setup

Phantom	TSL, Measured Date	Probe, Calibration Date	DAE, Calibration Date
ELI V8.0 (20deg probe tilt) - 2188	H19T27N9 , 2025-06-18	EX3DV4 - SN7736, 2025-02-17	DAE4 Sn1431, 2024-07-16

Scan Setup

	Area Scan	Zoom Scan
Grid Extents [mm]	48.0 x 96.0	35.0 x 35.0 x 30.0
Grid Steps [mm]	12.0 x 12.0	5.0 x 5.0 x 1.5
Sensor Surface [mm]	3.0	1.4

Measurement Results

	Area Scan	Zoom Scan
Date	2025-06-18	2025-06-18
psSAR1g [W/kg]	2.67	2.63
psSAR10g [W/kg]	1.29	1.27
Power Drift [dB]	-0.08	-0.04



Measurement Report
S43 System Check H6500_250618
Device under Test Properties

Model, Manufacturer	Dimensions [mm]	IMEI	DUT Type
D6.5GHzV2,	10.0 x 10.0 x 296.0		

Exposure Conditions

Phantom Section, TSL	Position, Test Distance [mm]	Band	Group, UID	Frequency [MHz], Channel Number	Conversion Factor	TSL Conductivity [S/m]	TSL Permittivity
Flat,	,		CW, 0--	6500.000, 0	5.24	5.87	35.3

Hardware Setup

Phantom	TSL, Measured Date	Probe, Calibration Date	DAE, Calibration Date
ELI V8.0 (20deg probe tilt) - 2188	H60T72N9 , 2025-06-18	EX3DV4 - SN7736, 2025-02-17	DAE4 Sn1431, 2024-07-16

Scan Setup

	Area Scan	Zoom Scan
Grid Extents [mm]	45.0 x 90.0	22.0 x 22.0 x 22.0
Grid Steps [mm]	7.5 x 7.5	3.4 x 3.4 x 1.4
Sensor Surface [mm]	3.0	1.4

Measurement Results

	Area Scan	Zoom Scan
Date	2025-06-18	2025-06-18
psSAR1g [W/kg]	25.8	28.9
psSAR10g [W/kg]	4.93	5.16
psAPD (1.0cm2, sq) [W/m2]		282
psAPD (4.0cm2, sq) [W/m2]		131
Power Drift [dB]	0.06	-0.08

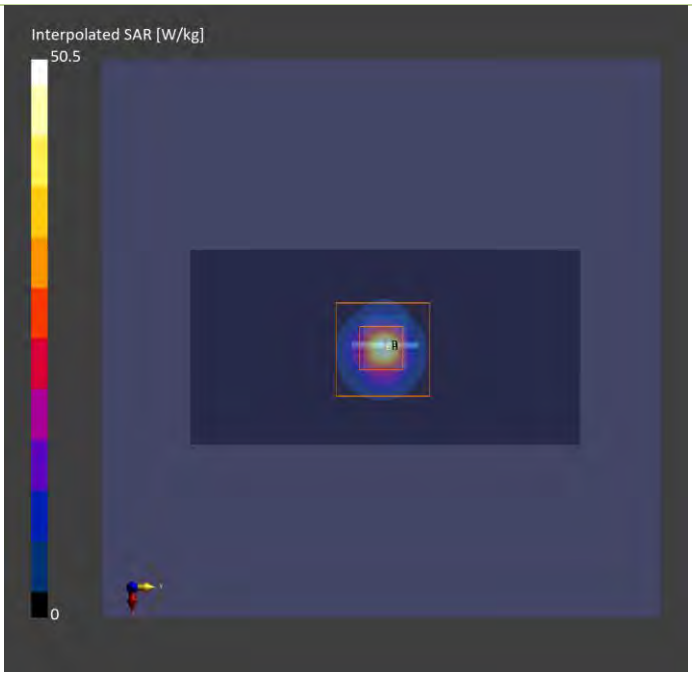

Measurement Report
S43 PD_System Check_10 GHz_250619
Device under Test Properties

Model, Manufacturer	Dimensions [mm]	IMEI	DUT Type
SPEAG, 5G Verification Source 10 GHz	100.0 x 100.0 x 170.0	SN: 1025	

Exposure Conditions

Phantom Section	Position, Test Distance [mm]	Band	Group, UID	Frequency [MHz], Channel Number	Conversion Factor
5G Air	FRONT, 10.00	Validation band	CW, -0-	10000.0, 10000	1.0

Hardware Setup

Phantom	Medium	Probe, Calibration Date	DAE, Calibration Date
mmWave- 1029	---Air	EUmmWV4 - SN9438_F1-55GHz, 2024-07-19	DAE4 Sn1761, 2024-09-19

Scan Setup

	5G Scan
Grid Extents [mm]	60.0 x 60.0
Grid Steps [lambda]	0.125 x 0.125
Sensor Surface [mm]	10.0

Measurement Results

	5G Scan
Date	2025-06-19
Avg. Area [cm^2]	4.00
psPDn+ [W/m^2]	52.1
psPDtot+ [W/m^2]	52.4
psPDmod+ [W/m^2]	52.6
E_{max} [V/m]	146
Power Drift [dB]	-0.03

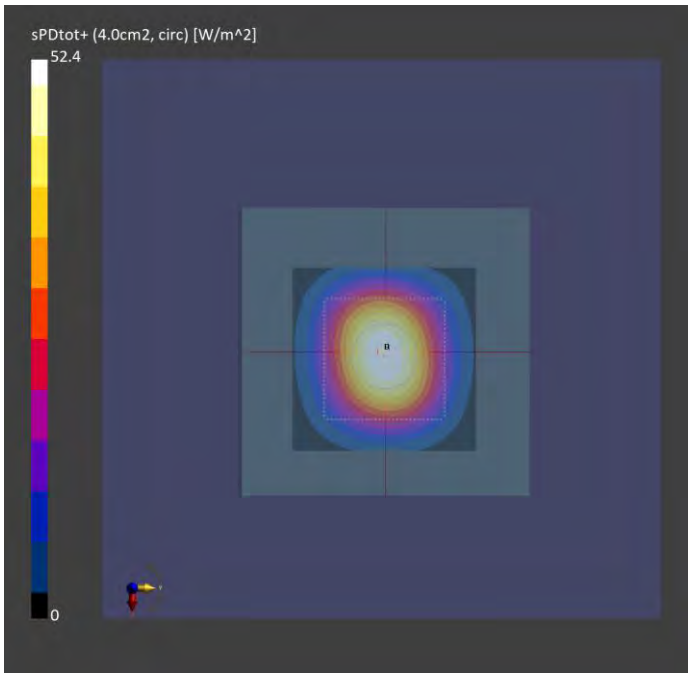

Appendix B. Plots of Measurement

The SAR plots for highest measured SAR in each exposure configuration, wireless mode and frequency band combination are shown as follows.

Measurement Report
P01 WCDMA II_RMC12.2K_Top Side of Tablet_0mm_CH9262_Ant0_BP2S1P4070P
Device under Test Properties

Model, Manufacturer	Dimensions [mm]	IMEI	DUT Type
CDVB-WTW-P25040437,	235.0 x 310.0 x 38.0		Tablet

Exposure Conditions

Phantom Section, TSL	Position, Test Distance [mm]	Band	Group, UID	Frequency [MHz], Channel Number	Conversion Factor	TSL Conductivity [S/m]	TSL Permittivity
Flat,	Top Side of Tablet, 0.00	Band 2	WCDMA, 10011-CAC	1852.400, 9262	7.16	1.40	38.1

Hardware Setup

Phantom	TSL, Measured Date	Probe, Calibration Date	DAE, Calibration Date
ELI V8.0 (20deg probe tilt) - 2188	H14T19N9 , 2025-06-10	EX3DV4 - SN7736, 2025-02-17	DAE4 Sn1431, 2024-07-16

Scan Setup

	Area Scan	Zoom Scan
Grid Extents [mm]	75.0 x 180.0	32.0 x 32.0 x 30.0
Grid Steps [mm]	15.0 x 15.0	8.0 x 8.0 x 5.0
Sensor Surface [mm]	3.0	1.4

Measurement Results

	Area Scan	Zoom Scan
Date	2025-06-10	2025-06-10
psSAR1g [W/kg]	0.651	0.655
psSAR10g [W/kg]	0.339	0.361
Power Drift [dB]	-0.02	-0.02
M2/M1 [%]		60.9
Dist 3dB Peak [mm]		10.1

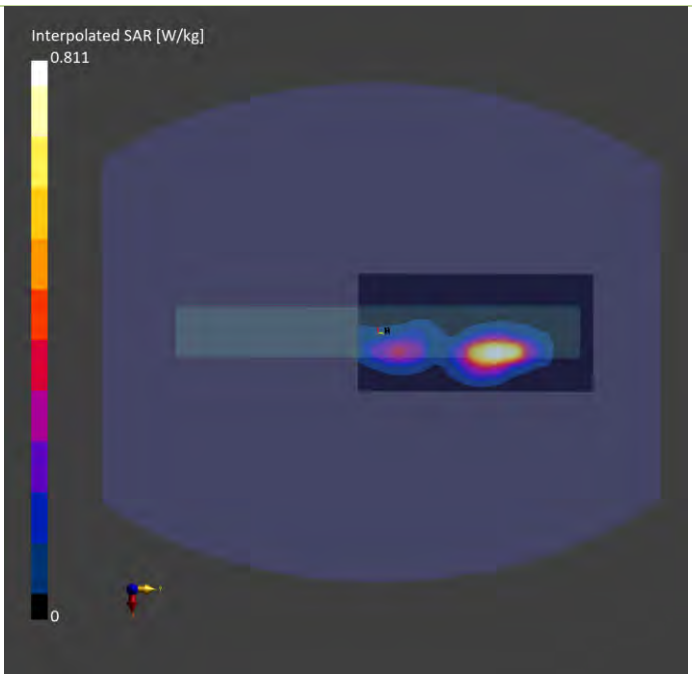

Measurement Report
P02 WCDMA IV_RMC12.2K_Top Side of Tablet_0mm_CH1312_Ant0_BP2S1P4070P
Device under Test Properties

Model, Manufacturer	Dimensions [mm]	IMEI	DUT Type
CDVB-WTW-P25040437,	235.0 x 310.0 x 38.0		Tablet

Exposure Conditions

Phantom Section, TSL	Position, Test Distance [mm]	Band	Group, UID	Frequency [MHz], Channel Number	Conversion Factor	TSL Conductivity [S/m]	TSL Permittivity
Flat,	Top Side of Tablet, 0.00	Band 4	WCDMA, 10011-CAC	1712.400, 1312	7.37	1.32	38.5

Hardware Setup

Phantom	TSL, Measured Date	Probe, Calibration Date	DAE, Calibration Date
ELI V8.0 (20deg probe tilt) - 2188	H14T19N9 , 2025-06-09	EX3DV4 - SN7736, 2025-02-17	DAE4 Sn1431, 2024-07-16

Scan Setup

	Area Scan	Zoom Scan
Grid Extents [mm]	75.0 x 180.0	32.0 x 32.0 x 30.0
Grid Steps [mm]	15.0 x 15.0	8.0 x 8.0 x 5.0
Sensor Surface [mm]	3.0	1.4

Measurement Results

	Area Scan	Zoom Scan
Date	2025-06-09	2025-06-09
psSAR1g [W/kg]	0.685	0.681
psSAR10g [W/kg]	0.366	0.380
Power Drift [dB]	0.02	-0.06
M2/M1 [%]		59.4
Dist 3dB Peak [mm]		11.2

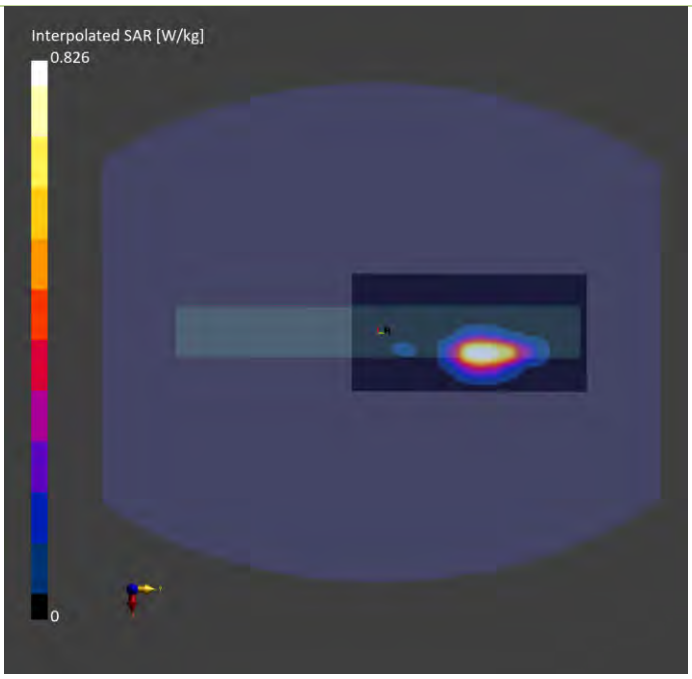

Measurement Report
P03 WCDMA V_RMC12.2K_Top Side of Tablet_0mm_CH4132_Ant0_BP2S1P4070P
Device under Test Properties

Model, Manufacturer	Dimensions [mm]	IMEI	DUT Type
CDVB-WTW-P25040437,	235.0 x 310.0 x 38.0		Tablet

Exposure Conditions

Phantom Section, TSL	Position, Test Distance [mm]	Band	Group, UID	Frequency [MHz], Channel Number	Conversion Factor	TSL Conductivity [S/m]	TSL Permittivity
Flat,	Top Side of Tablet, 0.00	Band 5	WCDMA, 10011-CAC	826.400, 4132	8.33	0.932	42.1

Hardware Setup

Phantom	TSL, Measured Date	Probe, Calibration Date	DAE, Calibration Date
ELI V8.0 (20deg probe tilt) - 2188	H06T09N9 , 2025-06-09	EX3DV4 - SN7736, 2025-02-17	DAE4 Sn1431, 2024-07-16

Scan Setup

	Area Scan	Zoom Scan
Grid Extents [mm]	75.0 x 180.0	32.0 x 32.0 x 30.0
Grid Steps [mm]	15.0 x 15.0	8.0 x 8.0 x 5.0
Sensor Surface [mm]	3.0	1.4

Measurement Results

	Area Scan	Zoom Scan
Date	2025-06-09	2025-06-09
psSAR1g [W/kg]	0.779	0.767
psSAR10g [W/kg]	0.458	0.417
Power Drift [dB]	-0.01	-0.08
M2/M1 [%]		50.5
Dist 3dB Peak [mm]		8.4

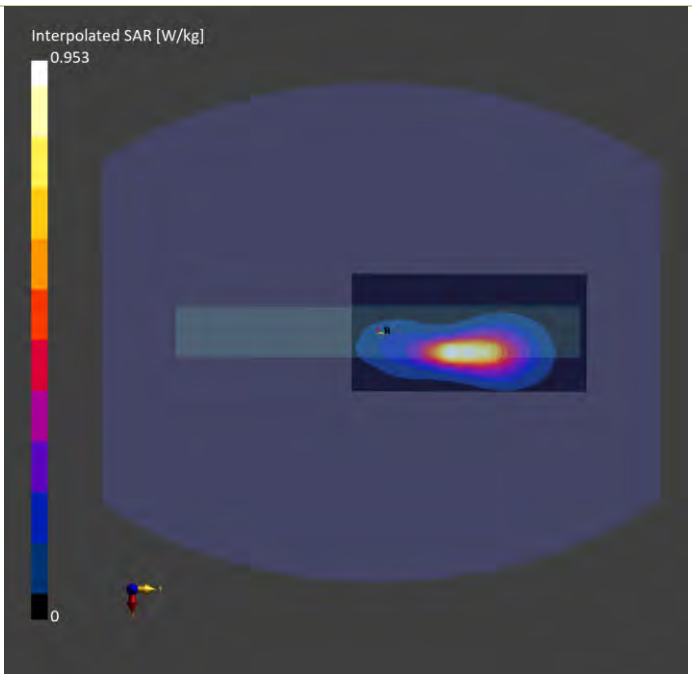

Measurement Report
P04 LTE 2_QPSK20M_Top Side of Tablet_0mm_CH18700_1RB_OS0_Ant0_BP2S1P4070P
Device under Test Properties

Model, Manufacturer	Dimensions [mm]	IMEI	DUT Type
CDVB-WTW-P25040437,	235.0 x 310.0 x 38.0		Tablet

Exposure Conditions

Phantom Section, TSL	Position, Test Distance [mm]	Band	Group, UID	Frequency [MHz], Channel Number	Conversion Factor	TSL Conductivity [S/m]	TSL Permittivity
Flat,	Top Side of Tablet, 0.00	Band 2	LTE-FDD, 10169-CAF	1860.000, 18700	7.16	1.40	38.1

Hardware Setup

Phantom	TSL, Measured Date	Probe, Calibration Date	DAE, Calibration Date
ELI V8.0 (20deg probe tilt) - 2188	H14T19N9 , 2025-06-10	EX3DV4 - SN7736, 2025-02-17	DAE4 Sn1431, 2024-07-16

Scan Setup

	Area Scan	Zoom Scan
Grid Extents [mm]	75.0 x 180.0	32.0 x 32.0 x 30.0
Grid Steps [mm]	15.0 x 15.0	8.0 x 8.0 x 5.0
Sensor Surface [mm]	3.0	1.4

Measurement Results

	Area Scan	Zoom Scan
Date	2025-06-10	2025-06-10
psSAR1g [W/kg]	0.726	0.751
psSAR10g [W/kg]	0.382	0.403
Power Drift [dB]	-0.06	0.01
M2/M1 [%]		59.6
Dist 3dB Peak [mm]		9.4

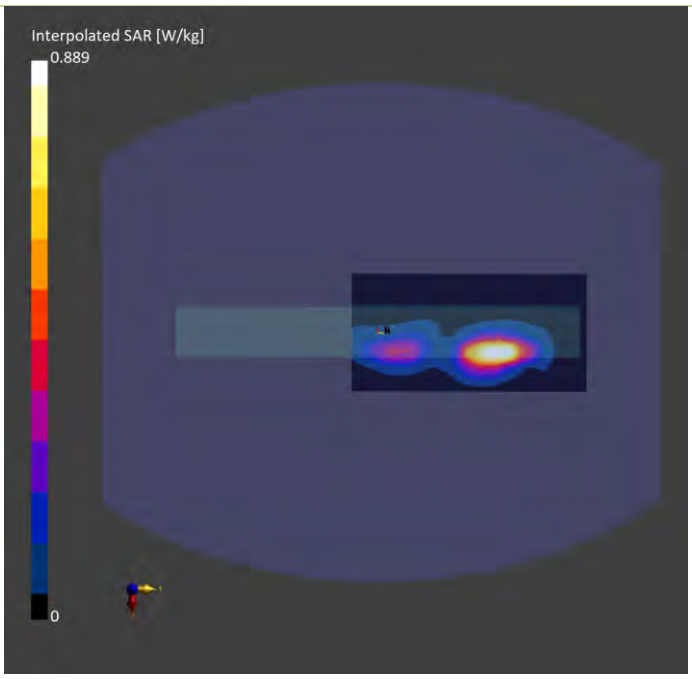

Measurement Report
P05 LTE 4_QPSK20M_Top Side of Tablet_0mm_CH20050_1RB_OS0_Ant0_BP2S1P4070P
Device under Test Properties

Model, Manufacturer	Dimensions [mm]	IMEI	DUT Type
CDVB-WTW-P25040437,	235.0 x 310.0 x 38.0		Tablet

Exposure Conditions

Phantom Section, TSL	Position, Test Distance [mm]	Band	Group, UID	Frequency [MHz], Channel Number	Conversion Factor	TSL Conductivity [S/m]	TSL Permittivity
Flat,	Top Side of Tablet, 0.00	Band 4	LTE-FDD, 10169-CAF	1720.000, 20050	7.37	1.32	38.5

Hardware Setup

Phantom	TSL, Measured Date	Probe, Calibration Date	DAE, Calibration Date
ELI V8.0 (20deg probe tilt) - 2188	H14T19N9 , 2025-06-09	EX3DV4 - SN7736, 2025-02-17	DAE4 Sn1431, 2024-07-16

Scan Setup

	Area Scan	Zoom Scan
Grid Extents [mm]	75.0 x 180.0	32.0 x 32.0 x 30.0
Grid Steps [mm]	15.0 x 15.0	8.0 x 8.0 x 5.0
Sensor Surface [mm]	3.0	1.4

Measurement Results

	Area Scan	Zoom Scan
Date	2025-06-09	2025-06-09
psSAR1g [W/kg]	0.801	0.75
psSAR10g [W/kg]	0.425	0.442
Power Drift [dB]	0.06	0.02
M2/M1 [%]		58.4
Dist 3dB Peak [mm]		9.7

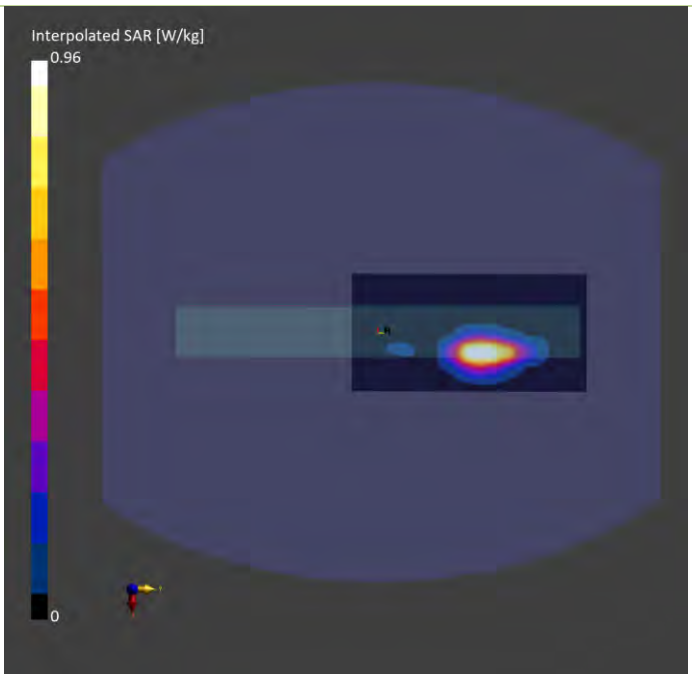

Measurement Report
P06 LTE 5_QPSK10M_Top Side of Tablet_0mm_CH20450_1RB_OS0_Ant0_BP2S1P4070P
Device under Test Properties

Model, Manufacturer	Dimensions [mm]	IMEI	DUT Type
CDVB-WTW-P25040437,	235.0 x 310.0 x 38.0		Tablet

Exposure Conditions

Phantom Section, TSL	Position, Test Distance [mm]	Band	Group, UID	Frequency [MHz], Channel Number	Conversion Factor	TSL Conductivity [S/m]	TSL Permittivity
Flat,	Top Side of Tablet, 0.00	Band 5	LTE-FDD, 10175-CAH	829.000, 20450	8.33	0.933	42.1

Hardware Setup

Phantom	TSL, Measured Date	Probe, Calibration Date	DAE, Calibration Date
ELI V8.0 (20deg probe tilt) - 2188	H06T09N9 , 2025-06-09	EX3DV4 - SN7736, 2025-02-17	DAE4 Sn1431, 2024-07-16

Scan Setup

	Area Scan	Zoom Scan
Grid Extents [mm]	75.0 x 180.0	32.0 x 32.0 x 30.0
Grid Steps [mm]	15.0 x 15.0	8.0 x 8.0 x 5.0
Sensor Surface [mm]	3.0	1.4

Measurement Results

	Area Scan	Zoom Scan
Date	2025-06-09	2025-06-09
psSAR1g [W/kg]	0.769	0.757
psSAR10g [W/kg]	0.451	0.413
Power Drift [dB]	-0.02	-0.01
M2/M1 [%]		51.2
Dist 3dB Peak [mm]		8.2

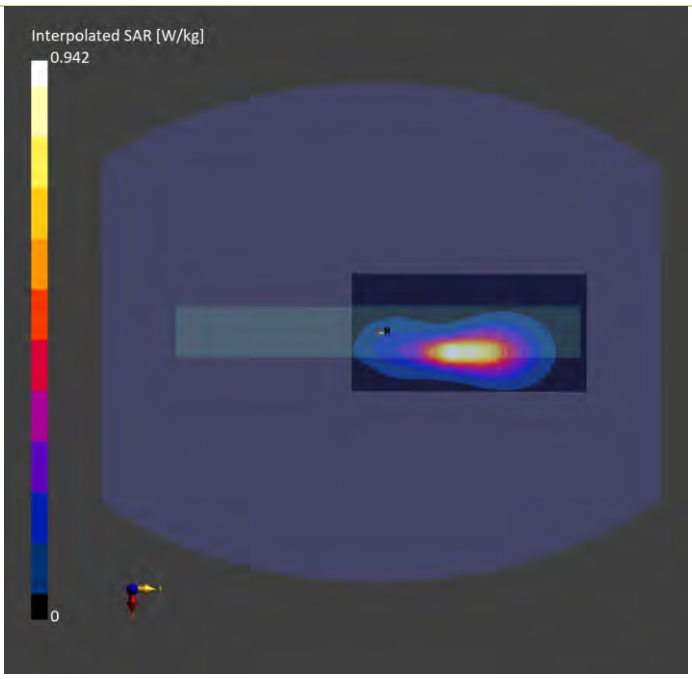

Measurement Report
P07 LTE 7_QPSK20M_Top Side of Tablet_0mm_Ch20850_Ant 0_BP2S1P4070P
Device under Test Properties

Model, Manufacturer	Dimensions [mm]	IMEI	DUT Type
CDVB-WTW-P25040437,	235.0 x 310.0 x 38.0		Tablet

Exposure Conditions

Phantom Section, TSL	Position, Test Distance [mm]	Band	Group, UID	Frequency [MHz], Channel Number	Conversion Factor	TSL Conductivity [S/m]	TSL Permittivity
Flat,	Top Side of Tablet, 0.00	Band 7	LTE-FDD, 10169-CAF	2510.000, 20850	6.96	1.84	38.9

Hardware Setup

Phantom	TSL, Measured Date	Probe, Calibration Date	DAE, Calibration Date
ELI V8.0 (20deg probe tilt) - 2188	H19T27N9 , 2025-06-12	EX3DV4 - SN7736, 2025-02-17	DAE4 Sn1431, 2024-07-16

Scan Setup

	Area Scan	Zoom Scan
Grid Extents [mm]	72.0 x 180.0	30.0 x 30.0 x 30.0
Grid Steps [mm]	12.0 x 12.0	5.0 x 5.0 x 5.0
Sensor Surface [mm]	3.0	1.4

Measurement Results

	Area Scan	Zoom Scan
Date	2025-06-12	2025-06-12
psSAR1g [W/kg]	0.792	0.684
psSAR10g [W/kg]	0.321	0.294
Power Drift [dB]	0.01	0.02
M2/M1 [%]		50.5
Dist 3dB Peak [mm]		7.7

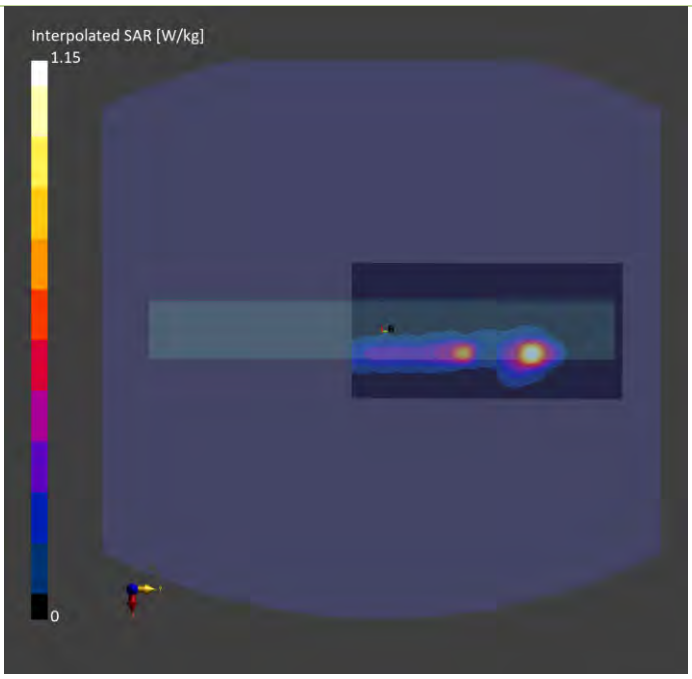

Measurement Report
P08 LTE 12_QPSK10M_Top Side of Tablet_0mm_CH23060_1RB_OS0_Ant0_BP2S1P4070P
Device under Test Properties

Model, Manufacturer	Dimensions [mm]	IMEI	DUT Type
CDVB-WTW-P25040437,	235.0 x 310.0 x 38.0		Tablet

Exposure Conditions

Phantom Section, TSL	Position, Test Distance [mm]	Band	Group, UID	Frequency [MHz], Channel Number	Conversion Factor	TSL Conductivity [S/m]	TSL Permittivity
Flat,	Top Side of Tablet, 0.00	Band 12	LTE-FDD, 10175-CAH	704.000, 23060	8.49	0.919	42.7

Hardware Setup

Phantom	TSL, Measured Date	Probe, Calibration Date	DAE, Calibration Date
ELI V8.0 (20deg probe tilt) - 2188	H06T09N9 , 2025-06-11	EX3DV4 - SN7736, 2025-02-17	DAE4 Sn1431, 2024-07-16

Scan Setup

	Area Scan	Zoom Scan
Grid Extents [mm]	75.0 x 180.0	32.0 x 32.0 x 30.0
Grid Steps [mm]	15.0 x 15.0	8.0 x 8.0 x 5.0
Sensor Surface [mm]	3.0	1.4

Measurement Results

	Area Scan	Zoom Scan
Date	2025-06-11	2025-06-11
psSAR1g [W/kg]	0.765	0.752
psSAR10g [W/kg]	0.446	0.419
Power Drift [dB]	0.01	-0.04
M2/M1 [%]		53.3
Dist 3dB Peak [mm]		9.6

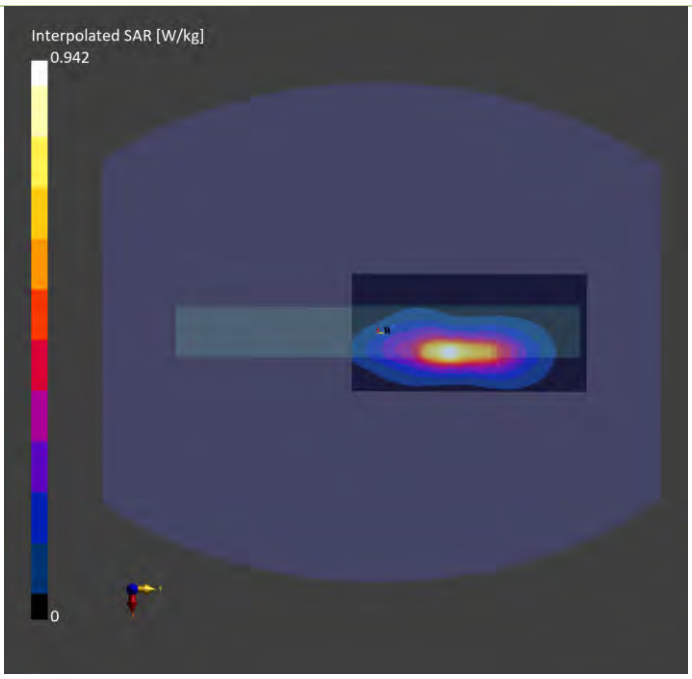

Measurement Report
P09 LTE 13_QPSK10M_Top Side of Tablet_0mm_Ch23230_1RB_OS0_Ant 0_BP2S1P4070P
Device under Test Properties

Model, Manufacturer	Dimensions [mm]	IMEI	DUT Type
CDVB-WTW-P25040437,	235.0 x 310.0 x 38.0		Tablet

Exposure Conditions

Phantom Section, TSL	Position, Test Distance [mm]	Band	Group, UID	Frequency [MHz], Channel Number	Conversion Factor	TSL Conductivity [S/m]	TSL Permittivity
Flat,	Top Side of Tablet, 0.00	Band 13	LTE-FDD, 10175-CAH	782.000, 23230	8.49	0.935	42.5

Hardware Setup

Phantom	TSL, Measured Date	Probe, Calibration Date	DAE, Calibration Date
ELI V8.0 (20deg probe tilt) - 2188	H06T09N9 , 2025-06-11	EX3DV4 - SN7736, 2025-02-17	DAE4 Sn1431, 2024-07-16

Scan Setup

	Area Scan	Zoom Scan
Grid Extents [mm]	75.0 x 180.0	32.0 x 32.0 x 30.0
Grid Steps [mm]	15.0 x 15.0	8.0 x 8.0 x 5.0
Sensor Surface [mm]	3.0	1.4

Measurement Results

	Area Scan	Zoom Scan
Date	2025-06-11	2025-06-11
psSAR1g [W/kg]	0.689	0.696
psSAR10g [W/kg]	0.409	0.388
Power Drift [dB]	0.03	0.05
M2/M1 [%]		49.6
Dist 3dB Peak [mm]		8.1

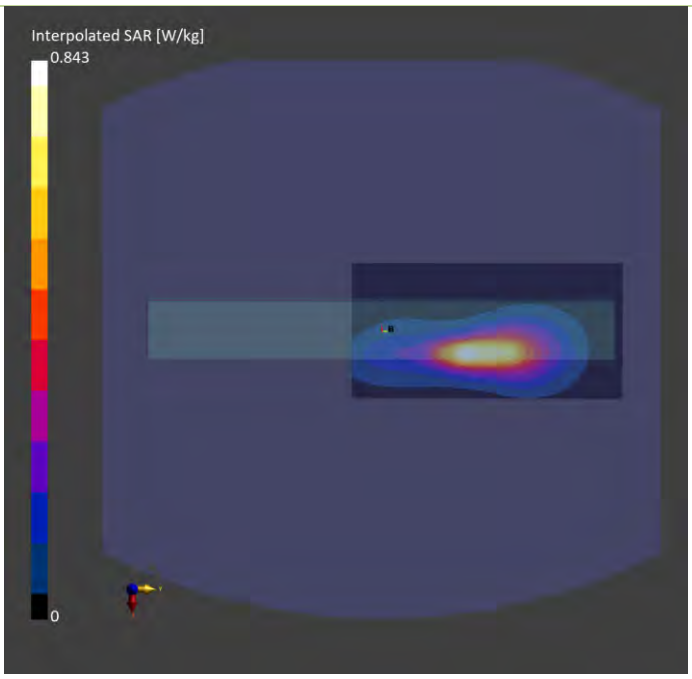

Measurement Report
P10 LTE 14_QPSK10M_Top Side of Tablet_0mm_Ch23330_1RB_OS0_Ant 0_BP2S1P4070P
Device under Test Properties

Model, Manufacturer	Dimensions [mm]	IMEI	DUT Type
CDVB-WTW-P25040437,	235.0 x 310.0 x 38.0		Tablet

Exposure Conditions

Phantom Section, TSL	Position, Test Distance [mm]	Band	Group, UID	Frequency [MHz], Channel Number	Conversion Factor	TSL Conductivity [S/m]	TSL Permittivity
Flat,	Top Side of Tablet, 0.00	Band 14	LTE-FDD, 10175-CAH	793.000, 23330	8.49	0.939	42.4

Hardware Setup

Phantom	TSL, Measured Date	Probe, Calibration Date	DAE, Calibration Date
ELI V8.0 (20deg probe tilt) - 2188	H06T09N9 , 2025-06-11	EX3DV4 - SN7736, 2025-02-17	DAE4 Sn1431, 2024-07-16

Scan Setup

	Area Scan	Zoom Scan
Grid Extents [mm]	75.0 x 180.0	32.0 x 32.0 x 30.0
Grid Steps [mm]	15.0 x 15.0	8.0 x 8.0 x 5.0
Sensor Surface [mm]	3.0	1.4

Measurement Results

	Area Scan	Zoom Scan
Date	2025-06-11	2025-06-11
psSAR1g [W/kg]	0.778	0.785
psSAR10g [W/kg]	0.460	0.435
Power Drift [dB]	-0.02	-0.01
M2/M1 [%]		49.1
Dist 3dB Peak [mm]		8.1

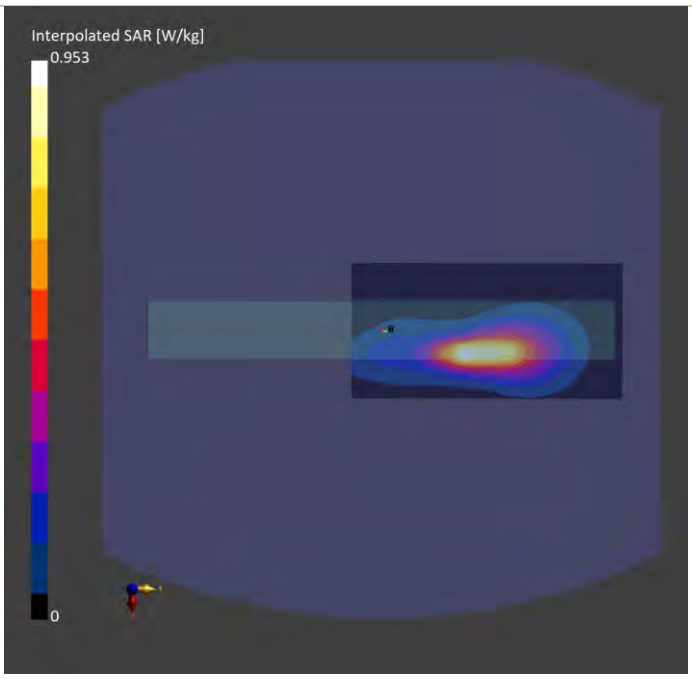

Measurement Report
P11 LTE 17_QPSK10M_Top Side of Tablet_0mm_Ch23780_1RB_OS0_Ant 0_BP2S1P4070P
Device under Test Properties

Model, Manufacturer	Dimensions [mm]	IMEI	DUT Type
CDVB-WTW-P25040437,	235.0 x 310.0 x 38.0		Tablet

Exposure Conditions

Phantom Section, TSL	Position, Test Distance [mm]	Band	Group, UID	Frequency [MHz], Channel Number	Conversion Factor	TSL Conductivity [S/m]	TSL Permittivity
Flat,	Top Side of Tablet, 0.00	Band 17	LTE-FDD, 10175-CAH	709.000, 23780	8.49	0.920	42.6

Hardware Setup

Phantom	TSL, Measured Date	Probe, Calibration Date	DAE, Calibration Date
ELI V8.0 (20deg probe tilt) - 2188	H06T09N9 , 2025-06-11	EX3DV4 - SN7736, 2025-02-17	DAE4 Sn1431, 2024-07-16

Scan Setup

	Area Scan	Zoom Scan
Grid Extents [mm]	75.0 x 180.0	32.0 x 32.0 x 30.0
Grid Steps [mm]	15.0 x 15.0	8.0 x 8.0 x 5.0
Sensor Surface [mm]	3.0	1.4

Measurement Results

	Area Scan	Zoom Scan
Date	2025-06-11	2025-06-11
psSAR1g [W/kg]	0.708	0.649
psSAR10g [W/kg]	0.480	0.434
Power Drift [dB]	-0.01	-0.03
M2/M1 [%]		52.4
Dist 3dB Peak [mm]		8.1

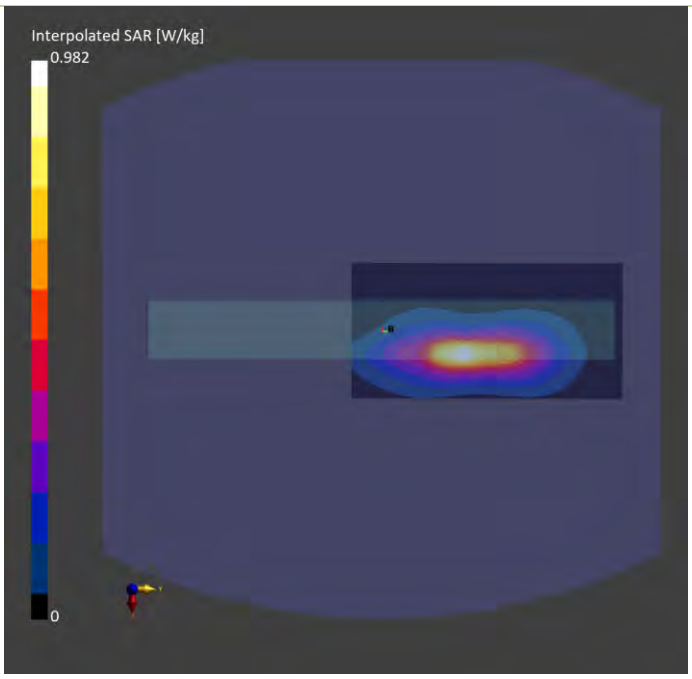

Measurement Report
P12 LTE 25_QPSK20M_Top Side of Tablet_0mm_CH26140_1RB_OS0_Ant0_BP2S1P4070P
Device under Test Properties

Model, Manufacturer	Dimensions [mm]	IMEI	DUT Type
CDVB-WTW-P25040437,	235.0 x 310.0 x 38.0		Tablet

Exposure Conditions

Phantom Section, TSL	Position, Test Distance [mm]	Band	Group, UID	Frequency [MHz], Channel Number	Conversion Factor	TSL Conductivity [S/m]	TSL Permittivity
Flat,	Top Side of Tablet, 0.00	Band 25	LTE-FDD, 10169-CAF	1860.000, 26140	7.16	1.40	38.1

Hardware Setup

Phantom	TSL, Measured Date	Probe, Calibration Date	DAE, Calibration Date
ELI V8.0 (20deg probe tilt) - 2188	H14T19N9 , 2025-06-10	EX3DV4 - SN7736, 2025-02-17	DAE4 Sn1431, 2024-07-16

Scan Setup

	Area Scan	Zoom Scan
Grid Extents [mm]	75.0 x 180.0	32.0 x 32.0 x 30.0
Grid Steps [mm]	15.0 x 15.0	8.0 x 8.0 x 5.0
Sensor Surface [mm]	3.0	1.4

Measurement Results

	Area Scan	Zoom Scan
Date	2025-06-10	2025-06-10
psSAR1g [W/kg]	0.741	0.743
psSAR10g [W/kg]	0.390	0.413
Power Drift [dB]	-0.01	-0.04
M2/M1 [%]		59.3
Dist 3dB Peak [mm]		9.8

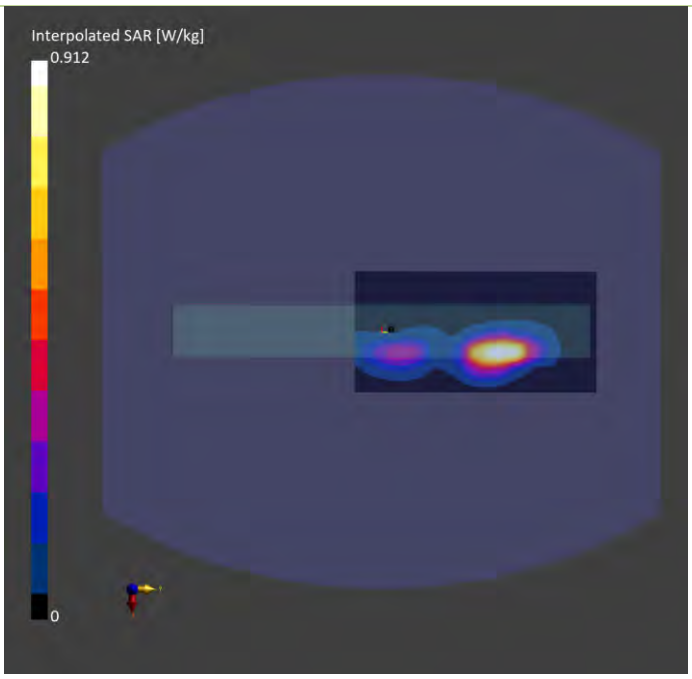

Measurement Report
P13 LTE 26_QPSK15M_Top Side of Tablet_0mm_CH26865_1RB_OS0_Ant0_BP2S1P4070P
Device under Test Properties

Model, Manufacturer	Dimensions [mm]	IMEI	DUT Type
CDVB-WTW-P25040437,	235.0 x 310.0 x 38.0		Tablet

Exposure Conditions

Phantom Section, TSL	Position, Test Distance [mm]	Band	Group, UID	Frequency [MHz], Channel Number	Conversion Factor	TSL Conductivity [S/m]	TSL Permittivity
Flat,	Top Side of Tablet, 0.00	Band 26	LTE-FDD, 10181-CAF	831.500, 26865	8.33	0.934	42.1

Hardware Setup

Phantom	TSL, Measured Date	Probe, Calibration Date	DAE, Calibration Date
ELI V8.0 (20deg probe tilt) - 2188	H06T09N9 , 2025-06-09	EX3DV4 - SN7736, 2025-02-17	DAE4 Sn1431, 2024-07-16

Scan Setup

	Area Scan	Zoom Scan
Grid Extents [mm]	75.0 x 180.0	32.0 x 32.0 x 30.0
Grid Steps [mm]	15.0 x 15.0	8.0 x 8.0 x 5.0
Sensor Surface [mm]	3.0	1.4

Measurement Results

	Area Scan	Zoom Scan
Date	2025-06-09	2025-06-09
psSAR1g [W/kg]	0.723	0.710
psSAR10g [W/kg]	0.422	0.388
Power Drift [dB]	0.01	0.02
M2/M1 [%]		50.8
Dist 3dB Peak [mm]		9.4

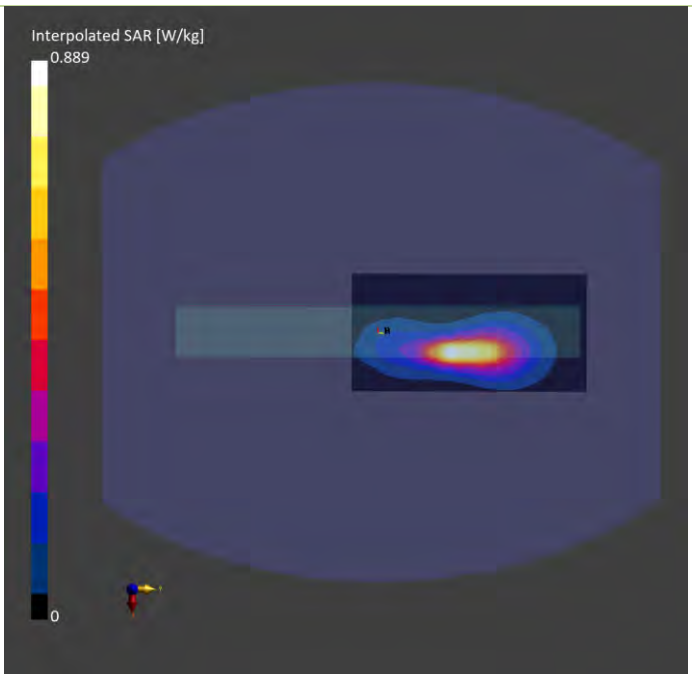

Measurement Report
P14 LTE 38_QPSK20M_Top Side of Tablet_0mm_CH38150_1RB_OS0_Ant0_BP2S1P4070P
Device under Test Properties

Model, Manufacturer	Dimensions [mm]	IMEI	DUT Type
CDVB-WTW-P25040437,	235.0 x 310.0 x 38.0		Tablet

Exposure Conditions

Phantom Section, TSL	Position, Test Distance [mm]	Band	Group, UID	Frequency [MHz], Channel Number	Conversion Factor	TSL Conductivity [S/m]	TSL Permittivity
Flat,	Top Side of Tablet, 0.00	Band 38	LTE-TDD, 10172-CAH	2610.000, 38150	6.96	1.92	38.7

Hardware Setup

Phantom	TSL, Measured Date	Probe, Calibration Date	DAE, Calibration Date
ELI V8.0 (20deg probe tilt) - 2188	H19T27N9 , 2025-06-12	EX3DV4 - SN7736, 2025-02-17	DAE4 Sn1431, 2024-07-16

Scan Setup

	Area Scan	Zoom Scan
Grid Extents [mm]	84.0 x 180.0	30.0 x 30.0 x 30.0
Grid Steps [mm]	12.0 x 12.0	5.0 x 5.0 x 5.0
Sensor Surface [mm]	3.0	1.4

Measurement Results

	Area Scan	Zoom Scan
Date	2025-06-12	2025-06-12
psSAR1g [W/kg]	0.742	0.791
psSAR10g [W/kg]	0.323	0.349
Power Drift [dB]	-0.07	-0.02
M2/M1 [%]		49.8
Dist 3dB Peak [mm]		8.1

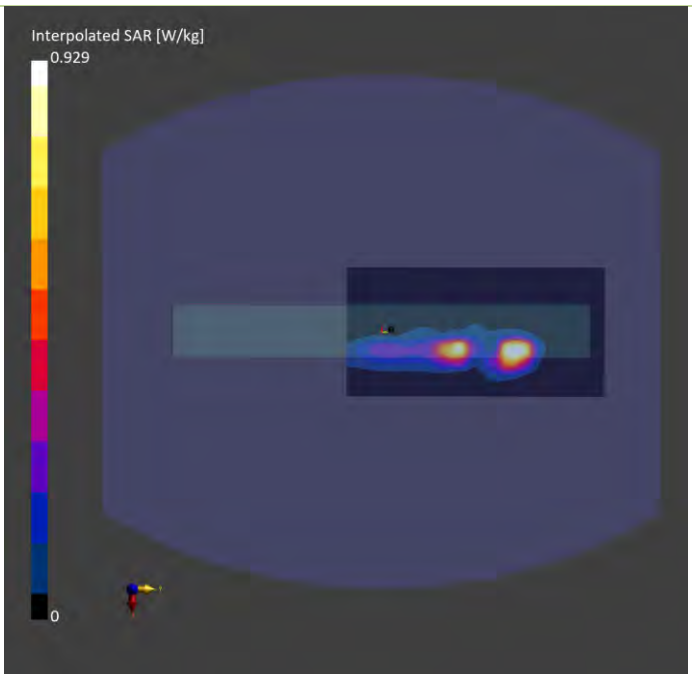

Measurement Report
P15 LTE 41_QPSK20M_Top Side of Tablet_0mm_CH41490_1RB_OS0_Ant0_BP2S1P4070P
Device under Test Properties

Model, Manufacturer	Dimensions [mm]	IMEI	DUT Type
CDVB-WTW-P25040437,	235.0 x 310.0 x 38.0		Tablet

Exposure Conditions

Phantom Section, TSL	Position, Test Distance [mm]	Band	Group, UID	Frequency [MHz], Channel Number	Conversion Factor	TSL Conductivity [S/m]	TSL Permittivity
Flat,	Top Side of Tablet, 0.00	Band 41	LTE-TDD, 10172-CAH	2680.000, 41490	6.96	1.97	38.6

Hardware Setup

Phantom	TSL, Measured Date	Probe, Calibration Date	DAE, Calibration Date
ELI V8.0 (20deg probe tilt) - 2188	H19T27N9 , 2025-06-12	EX3DV4 - SN7736, 2025-02-17	DAE4 Sn1431, 2024-07-16

Scan Setup

	Area Scan	Zoom Scan
Grid Extents [mm]	84.0 x 180.0	30.0 x 30.0 x 30.0
Grid Steps [mm]	12.0 x 12.0	5.0 x 5.0 x 5.0
Sensor Surface [mm]	3.0	1.4

Measurement Results

	Area Scan	Zoom Scan
Date	2025-06-12	2025-06-12
psSAR1g [W/kg]	0.570	0.688
psSAR10g [W/kg]	0.230	0.256
Power Drift [dB]	0.01	-0.04
M2/M1 [%]		47.3
Dist 3dB Peak [mm]		6.1

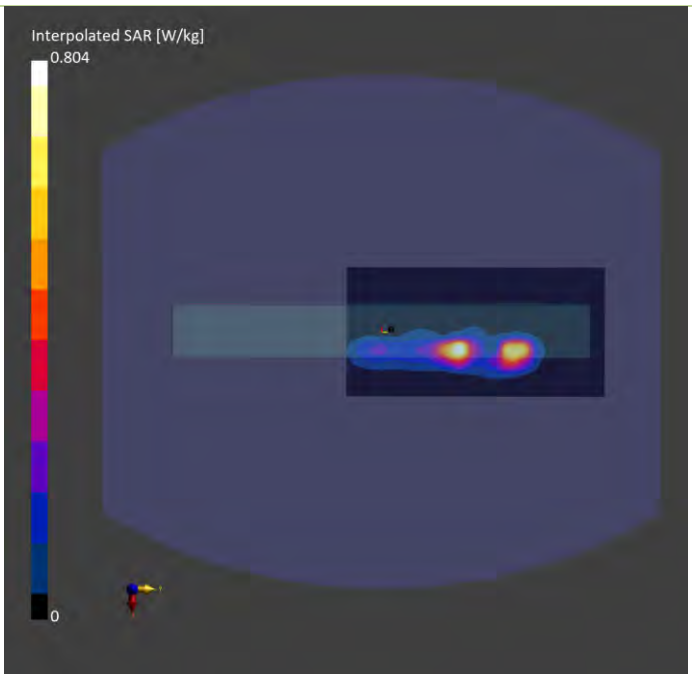

Measurement Report
P16 LTE 42_QPSK20M_Left Side of Tablet_0mm_CH42190_1RB_OS0_Ant3_BP2S1P4070P
Device under Test Properties

Model, Manufacturer	Dimensions [mm]	IMEI	DUT Type
CDVB-WTW-P25040437,	235.0 x 310.0 x 38.0		Tablet

Exposure Conditions

Phantom Section, TSL	Position, Test Distance [mm]	Band	Group, UID	Frequency [MHz], Channel Number	Conversion Factor	TSL Conductivity [S/m]	TSL Permittivity
Flat,	Left Side of Tablet, 0.00	Band 42	LTE-TDD, 10172-CAH	3460.000, 42190	6.35	2.78	39.2

Hardware Setup

Phantom	TSL, Measured Date	Probe, Calibration Date	DAE, Calibration Date
ELI V8.0 (20deg probe tilt) - 2188	H33T42N9 , 2025-06-13	EX3DV4 - SN7736, 2025-02-17	DAE4 Sn1431, 2024-07-16

Scan Setup

	Area Scan	Zoom Scan
Grid Extents [mm]	84.0 x 264.0	30.0 x 30.0 x 28.0
Grid Steps [mm]	12.0 x 12.0	5.0 x 5.0 x 2.5
Sensor Surface [mm]	3.0	1.4

Measurement Results

	Area Scan	Zoom Scan
Date	2025-06-13	2025-06-13
psSAR1g [W/kg]	0.635	0.742
psSAR10g [W/kg]	0.227	0.253
Power Drift [dB]	0.09	0.01
M2/M1 [%]		65.2
Dist 3dB Peak [mm]		6.8



Measurement Report
P17 LTE 43_QPSK20M_Left Side of Tablet_0mm_CH43690_1RB_OS0_Ant3_BP2S1P4070P
Device under Test Properties

Model, Manufacturer	Dimensions [mm]	IMEI	DUT Type
CDVB-WTW-P25040437,	235.0 x 310.0 x 38.0		Tablet

Exposure Conditions

Phantom Section, TSL	Position, Test Distance [mm]	Band	Group, UID	Frequency [MHz], Channel Number	Conversion Factor	TSL Conductivity [S/m]	TSL Permittivity
Flat,	Left Side of Tablet, 0.00	Band 43	LTE-TDD, 10172-CAH	3610.000, 43690	6.39	2.92	39.0

Hardware Setup

Phantom	TSL, Measured Date	Probe, Calibration Date	DAE, Calibration Date
ELI V8.0 (20deg probe tilt) - 2188	H33T42N9 , 2025-06-13	EX3DV4 - SN7736, 2025-02-17	DAE4 Sn1431, 2024-07-16

Scan Setup

	Area Scan	Zoom Scan
Grid Extents [mm]	84.0 x 264.0	30.0 x 30.0 x 28.0
Grid Steps [mm]	12.0 x 12.0	5.0 x 5.0 x 2.5
Sensor Surface [mm]	3.0	1.4

Measurement Results

	Area Scan	Zoom Scan
Date	2025-06-13	2025-06-13
psSAR1g [W/kg]	0.594	0.684
psSAR10g [W/kg]	0.218	0.236
Power Drift [dB]	-0.01	0.07
M2/M1 [%]		61.8
Dist 3dB Peak [mm]		7.0



Measurement Report
P18 LTE 48_QPSK20M_Left Side of Tablet_0mm_CH55340_1RB_OS0_Ant3_BP2S1P4070P
Device under Test Properties

Model, Manufacturer	Dimensions [mm]	IMEI	DUT Type
CDVB-WTW-P25040437,	235.0 x 310.0 x 38.0		Tablet

Exposure Conditions

Phantom Section, TSL	Position, Test Distance [mm]	Band	Group, UID	Frequency [MHz], Channel Number	Conversion Factor	TSL Conductivity [S/m]	TSL Permittivity
Flat,	Left Side of Tablet, 0.00	Band 48	LTE-TDD, 10172-CAH	3560.000, 55340	6.35	2.87	39.1

Hardware Setup

Phantom	TSL, Measured Date	Probe, Calibration Date	DAE, Calibration Date
ELI V8.0 (20deg probe tilt) - 2188	H33T42N9 , 2025-06-13	EX3DV4 - SN7736, 2025-02-17	DAE4 Sn1431, 2024-07-16

Scan Setup

	Area Scan	Zoom Scan
Grid Extents [mm]	84.0 x 264.0	30.0 x 30.0 x 28.0
Grid Steps [mm]	12.0 x 12.0	5.0 x 5.0 x 2.5
Sensor Surface [mm]	3.0	1.4

Measurement Results

	Area Scan	Zoom Scan
Date	2025-06-13	2025-06-13
psSAR1g [W/kg]	0.636	0.741
psSAR10g [W/kg]	0.233	0.263
Power Drift [dB]	-0.00	0.01
M2/M1 [%]		63.0
Dist 3dB Peak [mm]		7.0

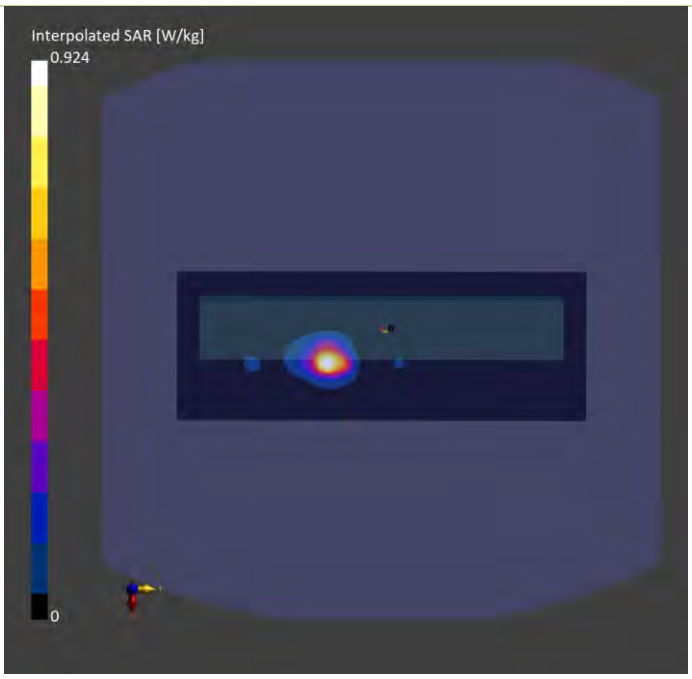

Measurement Report
P19 LTE 66_QPSK20M_Top Side of Tablet_0mm_CH132572_1RB_OS0_Ant0_BP2S1P4070P
Device under Test Properties

Model, Manufacturer	Dimensions [mm]	IMEI	DUT Type
CDVB-WTW-P25040437,	235.0 x 310.0 x 38.0		Tablet

Exposure Conditions

Phantom Section, TSL	Position, Test Distance [mm]	Band	Group, UID	Frequency [MHz], Channel Number	Conversion Factor	TSL Conductivity [S/m]	TSL Permittivity
Flat,	Top Side of Tablet, 0.00	Band 66	LTE-FDD, 10169-CAF	1770.000, 132572	7.37	1.35	38.4

Hardware Setup

Phantom	TSL, Measured Date	Probe, Calibration Date	DAE, Calibration Date
ELI V8.0 (20deg probe tilt) - 2188	H14T19N9 , 2025-06-09	EX3DV4 - SN7736, 2025-02-17	DAE4 Sn1431, 2024-07-16

Scan Setup

	Area Scan	Zoom Scan
Grid Extents [mm]	75.0 x 180.0	32.0 x 32.0 x 30.0
Grid Steps [mm]	15.0 x 15.0	8.0 x 8.0 x 5.0
Sensor Surface [mm]	3.0	1.4

Measurement Results

	Area Scan	Zoom Scan
Date	2025-06-09	2025-06-09
psSAR1g [W/kg]	0.766	0.776
psSAR10g [W/kg]	0.408	0.434
Power Drift [dB]	-0.07	-0.08
M2/M1 [%]		60.6
Dist 3dB Peak [mm]		9.7

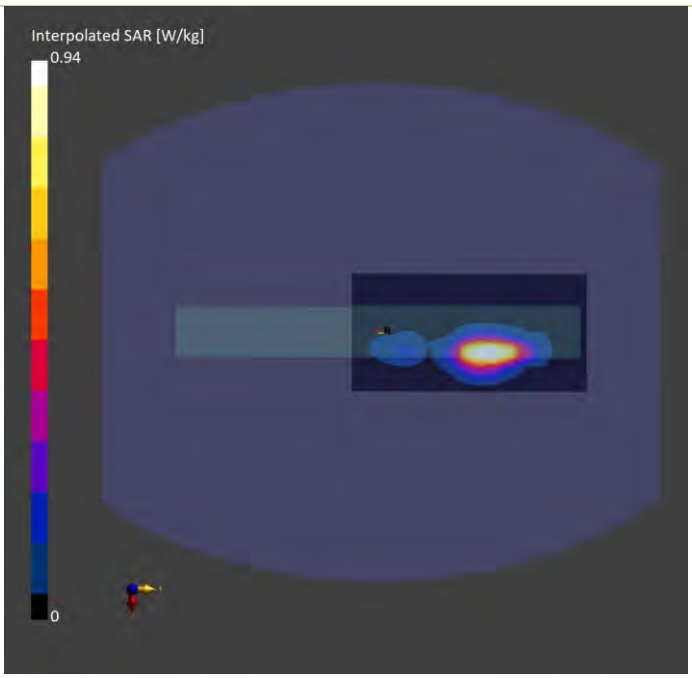

Measurement Report
P20 LTE 71_QPSK20M_Top Side of Tablet_0mm_Ch133372_1RB_OS0_Ant 0_BP2S1P4070P
Device under Test Properties

Model, Manufacturer	Dimensions [mm]	IMEI	DUT Type
CDVB-WTW-P25040437,	235.0 x 310.0 x 38.0		Tablet

Exposure Conditions

Phantom Section, TSL	Position, Test Distance [mm]	Band	Group, UID	Frequency [MHz], Channel Number	Conversion Factor	TSL Conductivity [S/m]	TSL Permittivity
Flat,	Top Side of Tablet, 0.00	Band 71	LTE-FDD, 10169-CAF	688.000, 133372	8.49	0.915	42.8

Hardware Setup

Phantom	TSL, Measured Date	Probe, Calibration Date	DAE, Calibration Date
ELI V8.0 (20deg probe tilt) - 2188	H06T09N9 , 2025-06-11	EX3DV4 - SN7736, 2025-02-17	DAE4 Sn1431, 2024-07-16

Scan Setup

	Area Scan	Zoom Scan
Grid Extents [mm]	75.0 x 180.0	32.0 x 32.0 x 30.0
Grid Steps [mm]	15.0 x 15.0	8.0 x 8.0 x 5.0
Sensor Surface [mm]	3.0	1.4

Measurement Results

	Area Scan	Zoom Scan
Date	2025-06-11	2025-06-11
psSAR1g [W/kg]	0.663	0.676
psSAR10g [W/kg]	0.394	0.377
Power Drift [dB]	-0.03	-0.01
M2/M1 [%]		52.0
Dist 3dB Peak [mm]		8.1

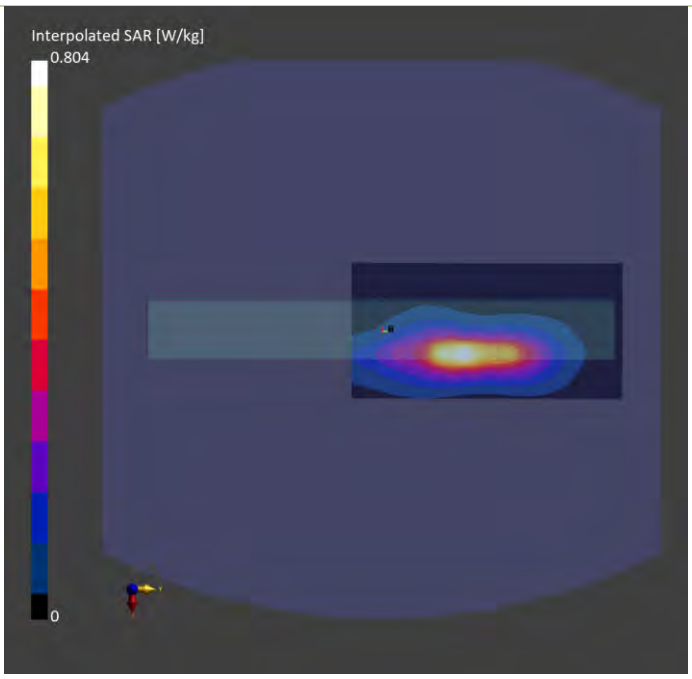

Measurement Report
P21 5GNR-n2_QPSK20M_Top Side of Tablet_0mm_CH376000_1RB_OS1_Ant0_BP2S1P4070P
Device under Test Properties

Model, Manufacturer	Dimensions [mm]	IMEI	DUT Type
CDVB-WTW-P25040437,	235.0 x 310.0 x 38.0		Tablet

Exposure Conditions

Phantom Section, TSL	Position, Test Distance [mm]	Band	Group, UID	Frequency [MHz], Channel Number	Conversion Factor	TSL Conductivity [S/m]	TSL Permittivity
Flat,	Top Side of Tablet, 0.00	Band n2	5G NR FR1 FDD, 10931-AAC	1880.000, 376000	7.16	1.45	40.7

Hardware Setup

Phantom	TSL, Measured Date	Probe, Calibration Date	DAE, Calibration Date
ELI V8.0 (20deg probe tilt) - 2188	H14T19N9 , 2025-06-14	EX3DV4 - SN7736, 2025-02-17	DAE4 Sn1431, 2024-07-16

Scan Setup

	Area Scan	Zoom Scan
Grid Extents [mm]	75.0 x 180.0	32.0 x 32.0 x 30.0
Grid Steps [mm]	15.0 x 15.0	8.0 x 8.0 x 5.0
Sensor Surface [mm]	3.0	1.4

Measurement Results

	Area Scan	Zoom Scan
Date	2025-06-14	2025-06-14
psSAR1g [W/kg]	0.583	0.666
psSAR10g [W/kg]	0.322	0.362
Power Drift [dB]	-0.01	0.05
M2/M1 [%]		58.1
Dist 3dB Peak [mm]		8.1

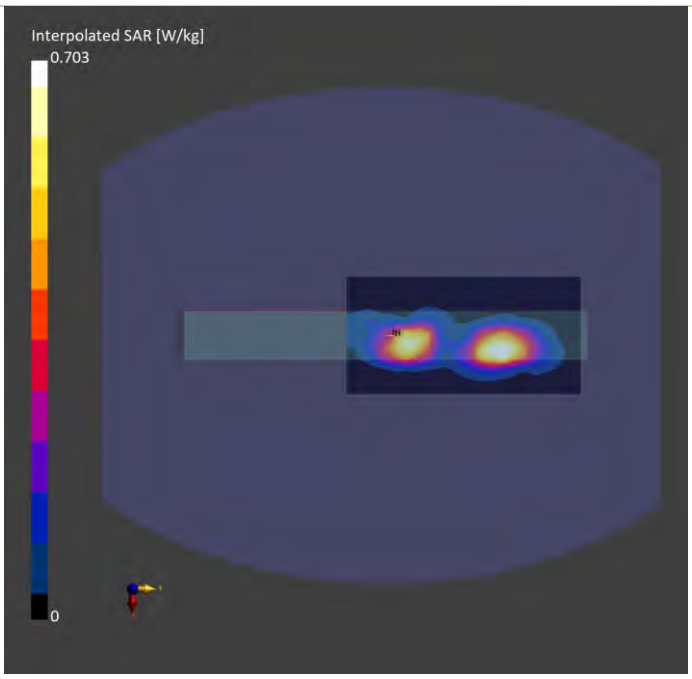

Measurement Report
P22 5GNR-n5_QPSK20M_Top Side of Tablet_0mm_CH167800_1RB_OS1_Ant0 _BP2S1P4070P
Device under Test Properties

Model, Manufacturer	Dimensions [mm]	IMEI	DUT Type
CDVB-WTW-P25040437,	235.0 x 310.0 x 38.0		Tablet

Exposure Conditions

Phantom Section, TSL	Position, Test Distance [mm]	Band	Group, UID	Frequency [MHz], Channel Number	Conversion Factor	TSL Conductivity [S/m]	TSL Permittivity
Flat,	Top Side of Tablet, 0.00	Band n5	5G NR FR1 FDD, 10931-AAC	839.000, 167800	8.33	0.941	43.1

Hardware Setup

Phantom	TSL, Measured Date	Probe, Calibration Date	DAE, Calibration Date
ELI V8.0 (20deg probe tilt) - 2188	H06T09N9 , 2025-06-14	EX3DV4 - SN7736, 2025-02-17	DAE4 Sn1431, 2024-07-16

Scan Setup

	Area Scan	Zoom Scan
Grid Extents [mm]	75.0 x 180.0	32.0 x 32.0 x 30.0
Grid Steps [mm]	15.0 x 15.0	8.0 x 8.0 x 5.0
Sensor Surface [mm]	3.0	1.4

Measurement Results

	Area Scan	Zoom Scan
Date	2025-06-14	2025-06-14
psSAR1g [W/kg]	0.534	0.714
psSAR10g [W/kg]	0.325	0.339
Power Drift [dB]	0.03	0.03
M2/M1 [%]		40.8
Dist 3dB Peak [mm]		8.4



Measurement Report
P23 5GNR-n7_QPSK40M_Top Side of Tablet_0mm_CH507000_1RB_OS1_Ant0_BP2S1P4070P
Device under Test Properties

Model, Manufacturer	Dimensions [mm]	IMEI	DUT Type
CDVB-WTW-P25040437,	235.0 x 310.0 x 38.0		Tablet

Exposure Conditions

Phantom Section, TSL	Position, Test Distance [mm]	Band	Group, UID	Frequency [MHz], Channel Number	Conversion Factor	TSL Conductivity [S/m]	TSL Permittivity
Flat,	Top Side of Tablet, 0.00	Band n7	5G NR FR1 FDD, 10934-AAC	2535.000, 507000	6.96	1.88	39.3

Hardware Setup

Phantom	TSL, Measured Date	Probe, Calibration Date	DAE, Calibration Date
ELI V8.0 (20deg probe tilt) - 2188	H19T27N9 , 2025-06-16	EX3DV4 - SN7736, 2025-02-17	DAE4 Sn1431, 2024-07-16

Scan Setup

	Area Scan	Zoom Scan
Grid Extents [mm]	84.0 x 180.0	30.0 x 30.0 x 30.0
Grid Steps [mm]	12.0 x 12.0	5.0 x 5.0 x 5.0
Sensor Surface [mm]	3.0	1.4

Measurement Results

	Area Scan	Zoom Scan
Date	2025-06-16	2025-06-16
psSAR1g [W/kg]	0.741	0.773
psSAR10g [W/kg]	0.301	0.324
Power Drift [dB]	0.04	-0.01
M2/M1 [%]		51.3
Dist 3dB Peak [mm]		7.0

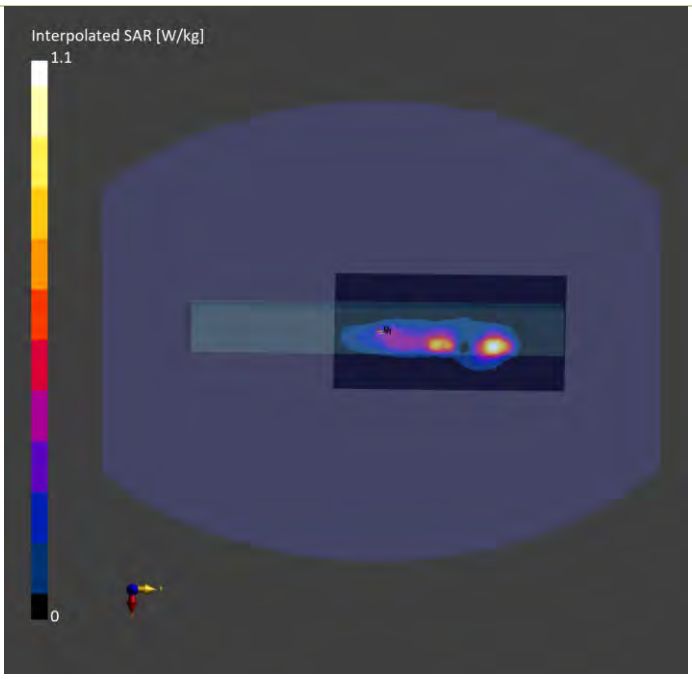

Measurement Report
P24 5GNR-n12_QPSK15M_Top Side of Tablet_0mm_CH141700_1RB_OS1_Ant0_BP2S1P4070P
Device under Test Properties

Model, Manufacturer	Dimensions [mm]	IMEI	DUT Type
CDVB-WTW-P25040437,	235.0 x 310.0 x 38.0		Tablet

Exposure Conditions

Phantom Section, TSL	Position, Test Distance [mm]	Band	Group, UID	Frequency [MHz], Channel Number	Conversion Factor	TSL Conductivity [S/m]	TSL Permittivity
Flat,	Top Side of Tablet, 0.00	Band n12	5G NR FR1 FDD, 10930-AAD	708.500, 141700	8.49	0.879	43.5

Hardware Setup

Phantom	TSL, Measured Date	Probe, Calibration Date	DAE, Calibration Date
ELI V8.0 (20deg probe tilt) - 2188	H06T09N9 , 2025-06-15	EX3DV4 - SN7736, 2025-02-17	DAE4 Sn1431, 2024-07-16

Scan Setup

	Area Scan	Zoom Scan
Grid Extents [mm]	75.0 x 180.0	32.0 x 32.0 x 30.0
Grid Steps [mm]	15.0 x 15.0	8.0 x 8.0 x 5.0
Sensor Surface [mm]	3.0	1.4

Measurement Results

	Area Scan	Zoom Scan
Date	2025-06-15	2025-06-15
psSAR1g [W/kg]	0.576	0.762
psSAR10g [W/kg]	0.360	0.370
Power Drift [dB]	0.02	0.01
M2/M1 [%]		42.0
Dist 3dB Peak [mm]		8.4

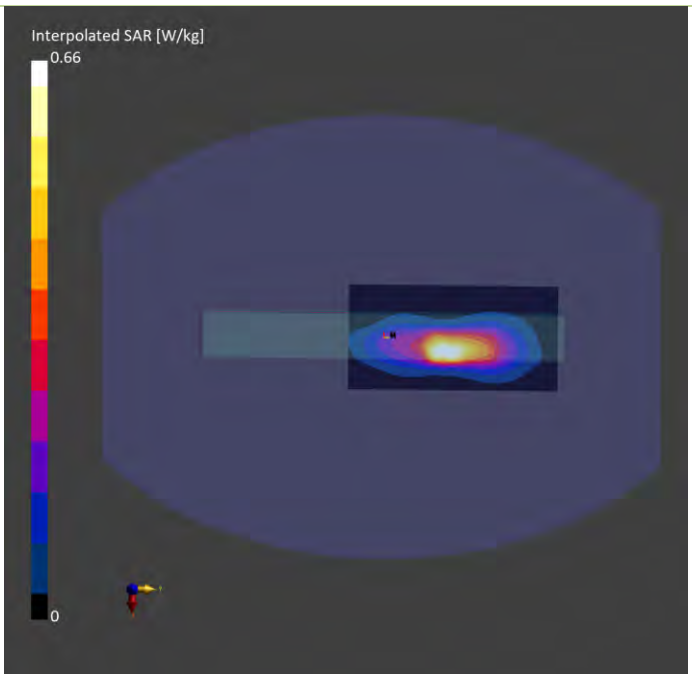

Measurement Report
P25 5GNR-n13_QPSK10M_Top Side of Tablet_0mm_CH156400_1RB_OS1_Ant0_BP2S1P4070P
Device under Test Properties

Model, Manufacturer	Dimensions [mm]	IMEI	DUT Type
CDVB-WTW-P25040437,	235.0 x 310.0 x 38.0		Tablet

Exposure Conditions

Phantom Section, TSL	Position, Test Distance [mm]	Band	Group, UID	Frequency [MHz], Channel Number	Conversion Factor	TSL Conductivity [S/m]	TSL Permittivity
Flat,	Top Side of Tablet, 0.00	Band n13	5G NR FR1 FDD, 10929-AAD	782.000, 156400	8.49	0.913	43.3

Hardware Setup

Phantom	TSL, Measured Date	Probe, Calibration Date	DAE, Calibration Date
ELI V8.0 (20deg probe tilt) - 2188	H06T09N9 , 2025-06-15	EX3DV4 - SN7736, 2025-02-17	DAE4 Sn1431, 2024-07-16

Scan Setup

	Area Scan	Zoom Scan
Grid Extents [mm]	75.0 x 180.0	32.0 x 32.0 x 30.0
Grid Steps [mm]	15.0 x 15.0	8.0 x 8.0 x 5.0
Sensor Surface [mm]	3.0	1.4

Measurement Results

	Area Scan	Zoom Scan
Date	2025-06-15	2025-06-15
psSAR1g [W/kg]	0.588	0.780
psSAR10g [W/kg]	0.360	0.369
Power Drift [dB]	-0.02	0.02
M2/M1 [%]		40.0
Dist 3dB Peak [mm]		8.8

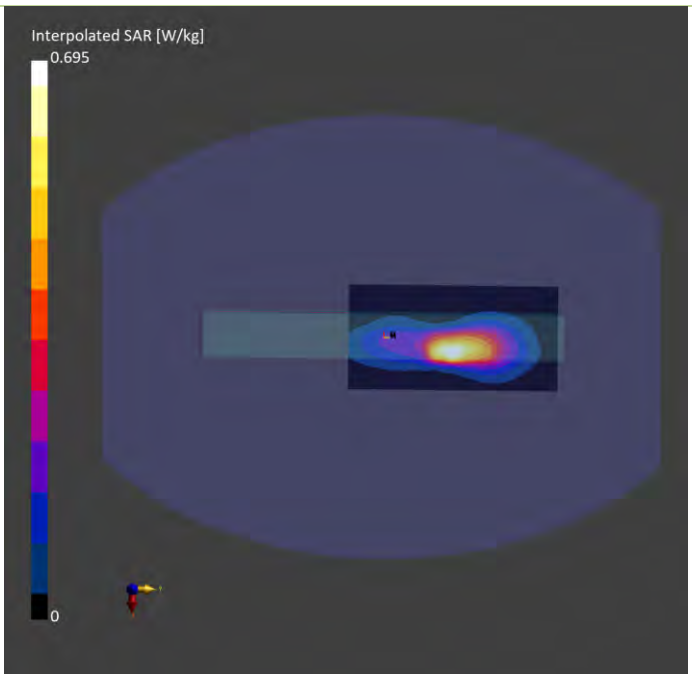

Measurement Report
P26 5GNR-n14_QPSK10M_Top Side of Tablet_0mm_CH158600_1RB_OS1_Ant0_BP2S1P4070P
Device under Test Properties

Model, Manufacturer	Dimensions [mm]	IMEI	DUT Type
CDVB-WTW-P25040437,	235.0 x 310.0 x 38.0		Tablet

Exposure Conditions

Phantom Section, TSL	Position, Test Distance [mm]	Band	Group, UID	Frequency [MHz], Channel Number	Conversion Factor	TSL Conductivity [S/m]	TSL Permittivity
Flat,	Top Side of Tablet, 0.00	Band n14	5G NR FR1 FDD, 10929-AAD	793.000, 158600	8.49	0.918	43.3

Hardware Setup

Phantom	TSL, Measured Date	Probe, Calibration Date	DAE, Calibration Date
ELI V8.0 (20deg probe tilt) - 2188	H06T09N9 , 2025-06-15	EX3DV4 - SN7736, 2025-02-17	DAE4 Sn1431, 2024-07-16

Scan Setup

	Area Scan	Zoom Scan
Grid Extents [mm]	75.0 x 180.0	32.0 x 32.0 x 30.0
Grid Steps [mm]	15.0 x 15.0	8.0 x 8.0 x 5.0
Sensor Surface [mm]	3.0	1.4

Measurement Results

	Area Scan	Zoom Scan
Date	2025-06-15	2025-06-15
psSAR1g [W/kg]	0.679	0.689
psSAR10g [W/kg]	0.402	0.383
Power Drift [dB]	0.06	-0.01
M2/M1 [%]		49.2
Dist 3dB Peak [mm]		8.1

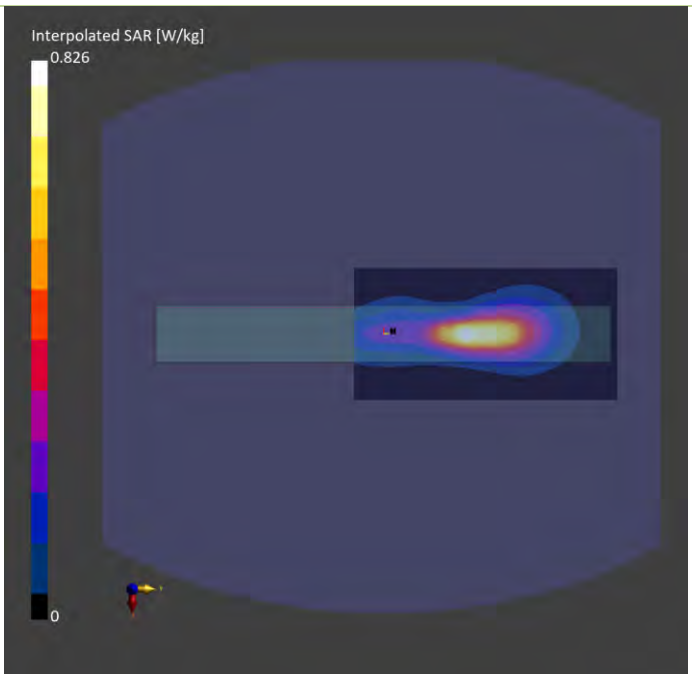

Measurement Report
P27 5GNR-n25_QPSK40M_Top Side of Tablet_0mm_CH374000_1RB_OS1_Ant0_BP2S1P4070P
Device under Test Properties

Model, Manufacturer	Dimensions [mm]	IMEI	DUT Type
CDVB-WTW-P25040437,	235.0 x 310.0 x 38.0		Tablet

Exposure Conditions

Phantom Section, TSL	Position, Test Distance [mm]	Band	Group, UID	Frequency [MHz], Channel Number	Conversion Factor	TSL Conductivity [S/m]	TSL Permittivity
Flat,	Top Side of Tablet, 0.00	Band n25	5G NR FR1 FDD, 10934-AAC	1870.000, 374000	7.16	1.44	40.7

Hardware Setup

Phantom	TSL, Measured Date	Probe, Calibration Date	DAE, Calibration Date
ELI V8.0 (20deg probe tilt) - 2188	H14T19N9 , 2025-06-14	EX3DV4 - SN7736, 2025-02-17	DAE4 Sn1431, 2024-07-16

Scan Setup

	Area Scan	Zoom Scan
Grid Extents [mm]	75.0 x 180.0	32.0 x 32.0 x 30.0
Grid Steps [mm]	15.0 x 15.0	8.0 x 8.0 x 5.0
Sensor Surface [mm]	3.0	1.4

Measurement Results

	Area Scan	Zoom Scan
Date	2025-06-14	2025-06-14
psSAR1g [W/kg]	0.629	0.724
psSAR10g [W/kg]	0.349	0.396
Power Drift [dB]	0.02	-0.04
M2/M1 [%]		58.8
Dist 3dB Peak [mm]		8.1

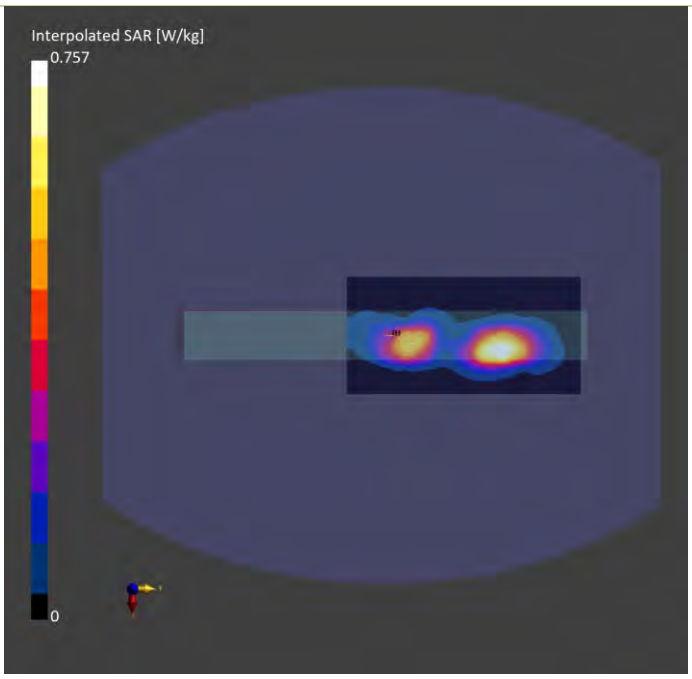

Measurement Report
P28 5GNR-n26_QPSK20M_Top Side of Tablet_0mm_CH167800_1RB_OS1_Ant0_BP2S1P4070P
Device under Test Properties

Model, Manufacturer	Dimensions [mm]	IMEI	DUT Type
CDVB-WTW-P25040437,	235.0 x 310.0 x 38.0		Tablet

Exposure Conditions

Phantom Section, TSL	Position, Test Distance [mm]	Band	Group, UID	Frequency [MHz], Channel Number	Conversion Factor	TSL Conductivity [S/m]	TSL Permittivity
Flat,	Top Side of Tablet, 0.00	Band n26	5G NR FR1 FDD, 10931-AAC	839.000, 167800	8.33	0.939	42.4

Hardware Setup

Phantom	TSL, Measured Date	Probe, Calibration Date	DAE, Calibration Date
ELI V8.0 (20deg probe tilt) - 2188	H06T09N9 , 2025-06-14	EX3DV4 - SN7736, 2025-02-17	DAE4 Sn1431, 2024-07-16

Scan Setup

	Area Scan	Zoom Scan
Grid Extents [mm]	75.0 x 180.0	32.0 x 32.0 x 30.0
Grid Steps [mm]	15.0 x 15.0	8.0 x 8.0 x 5.0
Sensor Surface [mm]	3.0	1.4

Measurement Results

	Area Scan	Zoom Scan
Date	2025-06-14	2025-06-14
psSAR1g [W/kg]	0.532	0.701
psSAR10g [W/kg]	0.324	0.331
Power Drift [dB]	-0.02	0.05
M2/M1 [%]		40.0
Dist 3dB Peak [mm]		9.4



Measurement Report
P29 5GNR-n38_QPSK40M_Top Side of Tablet_0mm_CH519000_1RB_OS1_Ant2_BP2S1P4070P
Device under Test Properties

Model, Manufacturer	Dimensions [mm]	IMEI	DUT Type
CDVB-WTW-P25040437,	235.0 x 310.0 x 38.0		Tablet

Exposure Conditions

Phantom Section, TSL	Position, Test Distance [mm]	Band	Group, UID	Frequency [MHz], Channel Number	Conversion Factor	TSL Conductivity [S/m]	TSL Permittivity
Flat,	Top Side of Tablet, 0.00	Band n38	5G NR FR1 TDD, 10903-AAD	2595.000, 519000	6.96	1.91	39.0

Hardware Setup

Phantom	TSL, Measured Date	Probe, Calibration Date	DAE, Calibration Date
ELI V8.0 (20deg probe tilt) - 2188	H19T27N9 , 2025-06-16	EX3DV4 - SN7736, 2025-02-17	DAE4 Sn1431, 2024-07-16

Scan Setup

	Area Scan	Zoom Scan
Grid Extents [mm]	84.0 x 180.0	30.0 x 30.0 x 30.0
Grid Steps [mm]	12.0 x 12.0	5.0 x 5.0 x 5.0
Sensor Surface [mm]	3.0	1.4

Measurement Results

	Area Scan	Zoom Scan
Date	2025-06-16	2025-06-16
psSAR1g [W/kg]	0.538	0.657
psSAR10g [W/kg]	0.245	0.271
Power Drift [dB]	0.04	-0.02
M2/M1 [%]		50.3
Dist 3dB Peak [mm]		7.1

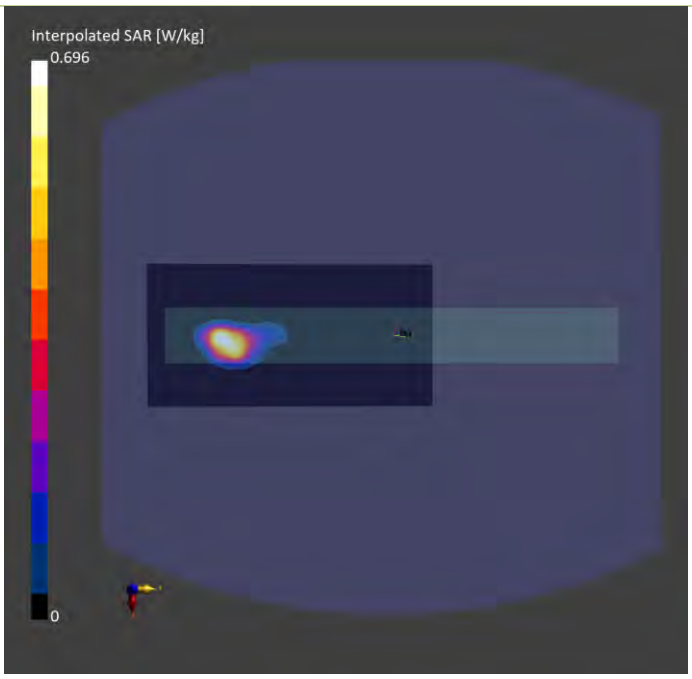

Measurement Report
P30 5GNR-n41_QPSK100M_Top Side of Tablet_0mm_CH518598_1RB_OS1_Ant2_BP2S1P4070P
Device under Test Properties

Model, Manufacturer	Dimensions [mm]	IMEI	DUT Type
CDVB-WTW-P25040437,	235.0 x 310.0 x 38.0		Tablet

Exposure Conditions

Phantom Section, TSL	Position, Test Distance [mm]	Band	Group, UID	Frequency [MHz], Channel Number	Conversion Factor	TSL Conductivity [S/m]	TSL Permittivity
Flat,	Top Side of Tablet, 0.00	Band n41	5G NR FR1 TDD, 10866-AAF	2592.990, 518598	6.96	1.91	39.0

Hardware Setup

Phantom	TSL, Measured Date	Probe, Calibration Date	DAE, Calibration Date
ELI V8.0 (20deg probe tilt) - 2188	H19T27N9 , 2025-06-16	EX3DV4 - SN7736, 2025-02-17	DAE4 Sn1431, 2024-07-16

Scan Setup

	Area Scan	Zoom Scan
Grid Extents [mm]	84.0 x 180.0	30.0 x 30.0 x 30.0
Grid Steps [mm]	12.0 x 12.0	5.0 x 5.0 x 5.0
Sensor Surface [mm]	3.0	1.4

Measurement Results

	Area Scan	Zoom Scan
Date	2025-06-16	2025-06-16
psSAR1g [W/kg]	0.554	0.677
psSAR10g [W/kg]	0.254	0.278
Power Drift [dB]	0.07	-0.03
M2/M1 [%]		50.0
Dist 3dB Peak [mm]		6.8

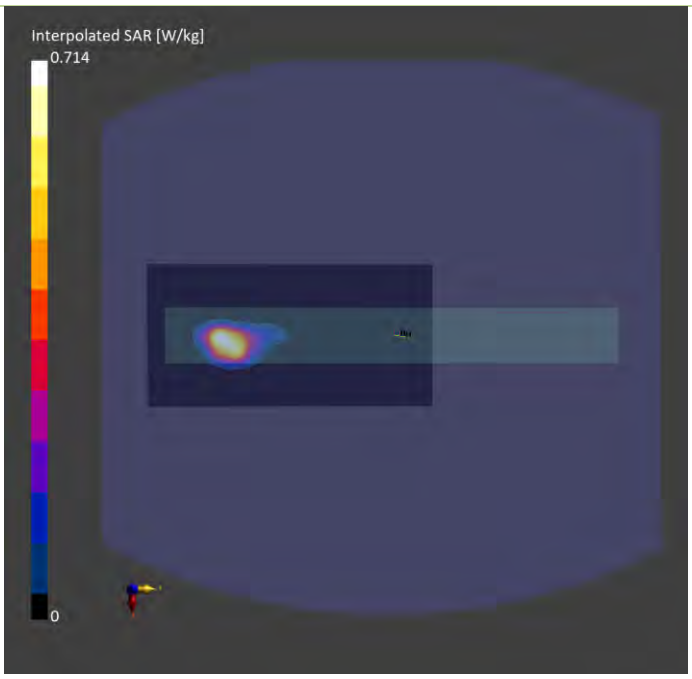

Measurement Report
P31 5GNR-n48_QPSK40M_Left Side of Tablet_0mm_CH638000_1RB_OS1_Ant3_BP2S1P4070P
Device under Test Properties

Model, Manufacturer	Dimensions [mm]	IMEI	DUT Type
CDVB-WTW-P25040437,	235.0 x 310.0 x 38.0		Tablet

Exposure Conditions

Phantom Section, TSL	Position, Test Distance [mm]	Band	Group, UID	Frequency [MHz], Channel Number	Conversion Factor	TSL Conductivity [S/m]	TSL Permittivity
Flat,	Left Side of Tablet, 0.00	Band n48	5G NR FR1 TDD, 10903-AAD	3569.995, 638000	6.35	2.86	39.5

Hardware Setup

Phantom	TSL, Measured Date	Probe, Calibration Date	DAE, Calibration Date
ELI V8.0 (20deg probe tilt) - 2188	H33T42N9 , 2025-06-17	EX3DV4 - SN7736, 2025-02-17	DAE4 Sn1431, 2024-07-16

Scan Setup

	Area Scan	Zoom Scan
Grid Extents [mm]	84.0 x 264.0	30.0 x 30.0 x 28.0
Grid Steps [mm]	12.0 x 12.0	5.0 x 5.0 x 2.5
Sensor Surface [mm]	3.0	1.4

Measurement Results

	Area Scan	Zoom Scan
Date	2025-06-17	2025-06-17
psSAR1g [W/kg]	0.268	0.307
psSAR10g [W/kg]	0.109	0.114
Power Drift [dB]	0.02	-0.02
M2/M1 [%]		78.0
Dist 3dB Peak [mm]		8.0

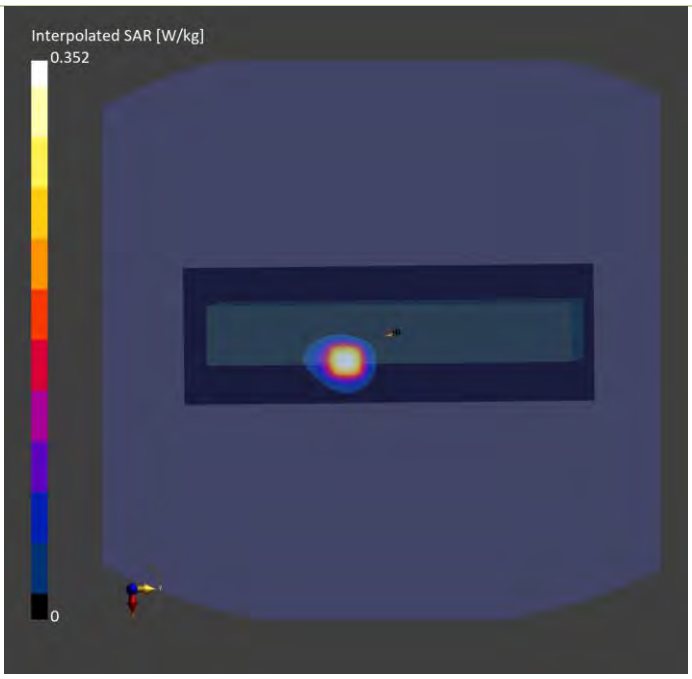

Measurement Report
P32 5GNR-n66_QPSK40M_Top Side of Tablet_0mm_CH346000_1RB_OS1_Ant0_BP2S1P4070P
Device under Test Properties

Model, Manufacturer	Dimensions [mm]	IMEI	DUT Type
CDVB-WTW-P25040437,	235.0 x 310.0 x 38.0		Tablet

Exposure Conditions

Phantom Section, TSL	Position, Test Distance [mm]	Band	Group, UID	Frequency [MHz], Channel Number	Conversion Factor	TSL Conductivity [S/m]	TSL Permittivity
Flat,	Top Side of Tablet, 0.00	Band n66	5G NR FR1 FDD, 10934-AAC	1730.000, 346000	7.37	1.35	40.8

Hardware Setup

Phantom	TSL, Measured Date	Probe, Calibration Date	DAE, Calibration Date
ELI V8.0 (20deg probe tilt) - 2188	H14T19N9 , 2025-06-16	EX3DV4 - SN7736, 2025-02-17	DAE4 Sn1431, 2024-07-16

Scan Setup

	Area Scan	Zoom Scan
Grid Extents [mm]	75.0 x 180.0	32.0 x 32.0 x 30.0
Grid Steps [mm]	15.0 x 15.0	8.0 x 8.0 x 5.0
Sensor Surface [mm]	3.0	1.4

Measurement Results

	Area Scan	Zoom Scan
Date	2025-06-16	2025-06-16
psSAR1g [W/kg]	0.742	0.743
psSAR10g [W/kg]	0.392	0.409
Power Drift [dB]	-0.01	-0.01
M2/M1 [%]		84.3
Dist 3dB Peak [mm]		9.9

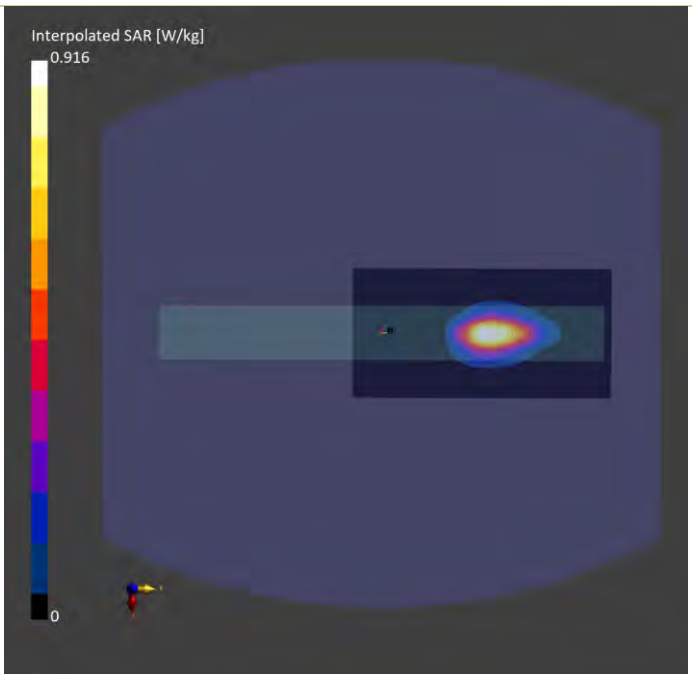

Measurement Report
P33 5GNR-n71_QPSK30M_Top Side of Tablet_0mm_CH136600_1RB_OS1_Ant0_BP2S1P4070P
Device under Test Properties

Model, Manufacturer	Dimensions [mm]	IMEI	DUT Type
CDVB-WTW-P25040437,	235.0 x 310.0 x 38.0		Tablet

Exposure Conditions

Phantom Section, TSL	Position, Test Distance [mm]	Band	Group, UID	Frequency [MHz], Channel Number	Conversion Factor	TSL Conductivity [S/m]	TSL Permittivity
Flat,	Top Side of Tablet, 0.00	Band n71	5G NR FR1 FDD, 10933-AAC	683.000, 136600	8.49	0.869	43.5

Hardware Setup

Phantom	TSL, Measured Date	Probe, Calibration Date	DAE, Calibration Date
ELI V8.0 (20deg probe tilt) - 2188	H06T09N9 , 2025-06-15	EX3DV4 - SN7736, 2025-02-17	DAE4 Sn1431, 2024-07-16

Scan Setup

	Area Scan	Zoom Scan
Grid Extents [mm]	75.0 x 180.0	32.0 x 32.0 x 30.0
Grid Steps [mm]	15.0 x 15.0	8.0 x 8.0 x 5.0
Sensor Surface [mm]	3.0	1.4

Measurement Results

	Area Scan	Zoom Scan
Date	2025-06-15	2025-06-15
psSAR1g [W/kg]	0.474	0.632
psSAR10g [W/kg]	0.296	0.302
Power Drift [dB]	0.02	0.05
M2/M1 [%]		39.8
Dist 3dB Peak [mm]		9.3



Measurement Report
P34 5GNR-n77_QPSK100M_Left Side of Tablet_0mm_CH633334_1RB_OS1_Ant3_BP2S1P4070P
Device under Test Properties

Model, Manufacturer	Dimensions [mm]	IMEI	DUT Type
CDVB-WTW-P25040437,	235.0 x 310.0 x 38.0		Tablet

Exposure Conditions

Phantom Section, TSL	Position, Test Distance [mm]	Band	Group, UID	Frequency [MHz], Channel Number	Conversion Factor	TSL Conductivity [S/m]	TSL Permittivity
Flat,	Left Side of Tablet, 0.00	Band n77	5G NR FR1 TDD, 10973-AAD	3500.010, 633334	6.35	2.79	39.6

Hardware Setup

Phantom	TSL, Measured Date	Probe, Calibration Date	DAE, Calibration Date
ELI V8.0 (20deg probe tilt) - 2188	H33T42N9 , 2025-06-17	EX3DV4 - SN7736, 2025-02-17	DAE4 Sn1431, 2024-07-16

Scan Setup

	Area Scan	Zoom Scan
Grid Extents [mm]	84.0 x 264.0	30.0 x 30.0 x 28.0
Grid Steps [mm]	12.0 x 12.0	5.0 x 5.0 x 2.5
Sensor Surface [mm]	3.0	1.4

Measurement Results

	Area Scan	Zoom Scan
Date	2025-06-17	2025-06-17
psSAR1g [W/kg]	0.639	0.734
psSAR10g [W/kg]	0.257	0.274
Power Drift [dB]	-0.01	0.01
M2/M1 [%]		66.3
Dist 3dB Peak [mm]		8.0

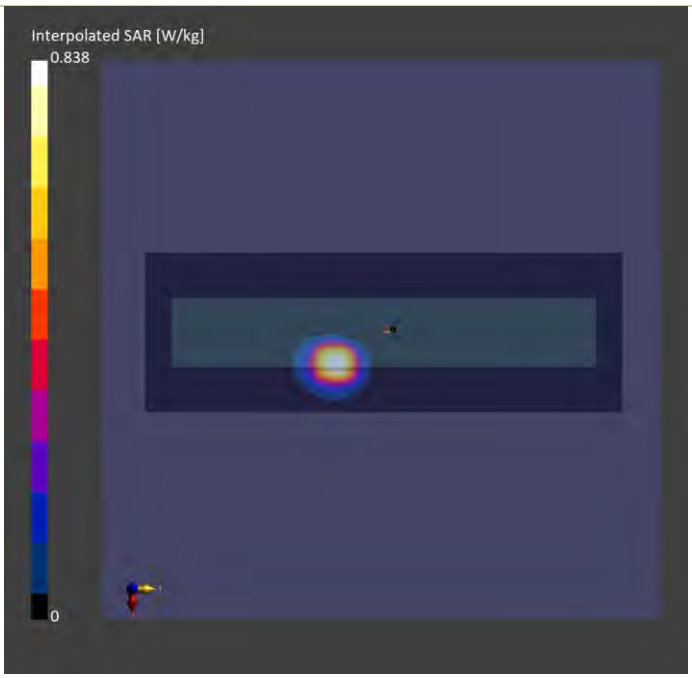

Measurement Report
P36 WLAN2.4G_802.11b_Right Side_0mm_Ch11_Ant 1_BP2S1P4070P
Device under Test Properties

Model, Manufacturer	Dimensions [mm]	IMEI	DUT Type
CDVB-WTW-P25040437,	235.0 x 310.0 x 38.0		Tablet

Exposure Conditions

Phantom Section, TSL	Position, Test Distance [mm]	Band	Group, UID	Frequency [MHz], Channel Number	Conversion Factor	TSL Conductivity [S/m]	TSL Permittivity
Flat,	Right Side, 0.00	WLAN 2.4GHz	WLAN, 10012-CAB	2462.000, 11	6.87	1.81	38.9

Hardware Setup

Phantom	TSL, Measured Date	Probe, Calibration Date	DAE, Calibration Date
ELI V8.0 (20deg probe tilt) - 2188	H19T27N9 , 2025-06-18	EX3DV4 - SN7736, 2025-02-17	DAE4 Sn1431, 2024-07-16

Scan Setup

	Area Scan	Zoom Scan
Grid Extents [mm]	84.0 x 264.0	30.0 x 30.0 x 30.0
Grid Steps [mm]	12.0 x 12.0	5.0 x 5.0 x 5.0
Sensor Surface [mm]	3.0	1.4

Measurement Results

	Area Scan	Zoom Scan
Date	2025-06-18	2025-06-18
psSAR1g [W/kg]	0.391	0.451
psSAR10g [W/kg]	0.186	0.202
Power Drift [dB]	-0.01	0.04
M2/M1 [%]		53.9
Dist 3dB Peak [mm]		8.3

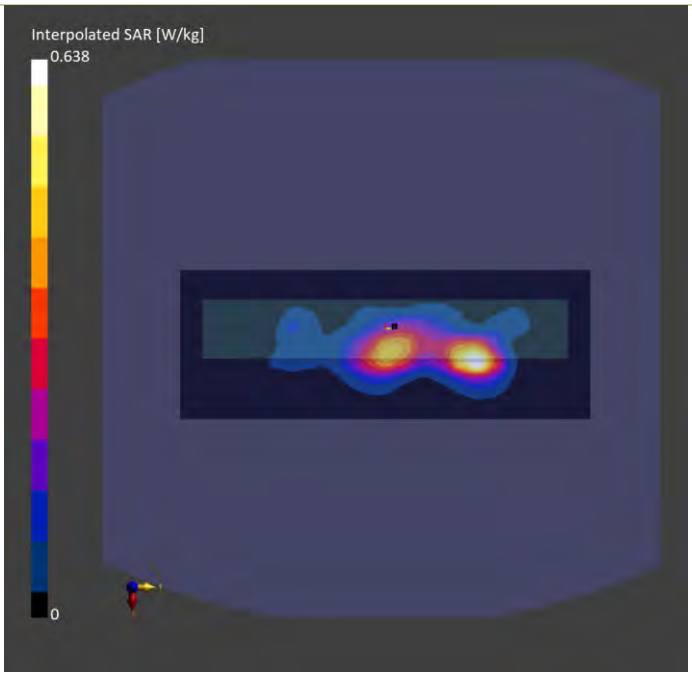

Measurement Report
P37 WLAN5.3G_802.11ac VHT160_Right Side_0mm_Ch50_Ant 1_BP2S1P4070P
Device under Test Properties

Model, Manufacturer	Dimensions [mm]	IMEI	DUT Type
CDVB-WTW-P25040437,	235.0 x 310.0 x 38.0		Tablet

Exposure Conditions

Phantom Section, TSL	Position, Test Distance [mm]	Band	Group, UID	Frequency [MHz], Channel Number	Conversion Factor	TSL Conductivity [S/m]	TSL Permittivity
Flat,	Right Side, 0.00	WLAN 5GHz	WLAN, 10554-AAE	5250.000, 50	5.27	4.51	35.6

Hardware Setup

Phantom	TSL, Measured Date	Probe, Calibration Date	DAE, Calibration Date
ELI V8.0 (20deg probe tilt) - 2188	H50T60N9 , 2025-06-18	EX3DV4 - SN7736, 2025-02-17	DAE4 Sn1431, 2024-07-16

Scan Setup

	Area Scan	Zoom Scan
Grid Extents [mm]	90.0 x 260.0	24.0 x 24.0 x 22.0
Grid Steps [mm]	10.0 x 10.0	4.0 x 4.0 x 1.4
Sensor Surface [mm]	3.0	1.4

Measurement Results

	Area Scan	Zoom Scan
Date	2025-06-18	2025-06-18
psSAR1g [W/kg]	0.923	1.05
psSAR10g [W/kg]	0.257	0.279
Power Drift [dB]	0.11	-0.03
M2/M1 [%]		64.2
Dist 3dB Peak [mm]		7.3

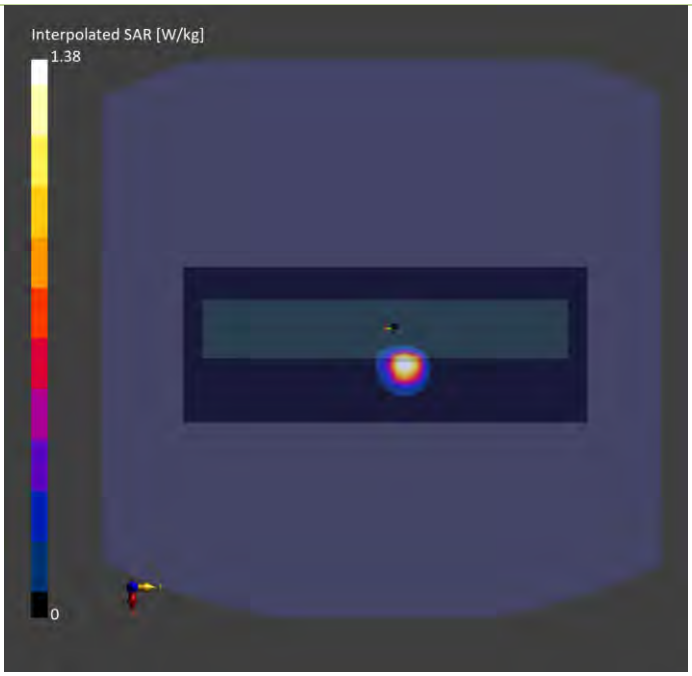

Measurement Report
P38 WLAN5.6G_802.11ac VHT160_Right Side_0mm_Ch114_Ant 1_BP2S1P4070P
Device under Test Properties

Model, Manufacturer	Dimensions [mm]	IMEI	DUT Type
CDVB-WTW-P25040434,	235.0 x 310.0 x 38.0		Tablet

Exposure Conditions

Phantom Section, TSL	Position, Test Distance [mm]	Band	Group, UID	Frequency [MHz], Channel Number	Conversion Factor	TSL Conductivity [S/m]	TSL Permittivity
Flat,	Right Side, 0.00	WLAN 5GHz	WLAN, 10554-AAE	5570.000, 114	4.83	4.86	35.0

Hardware Setup

Phantom	TSL, Measured Date	Probe, Calibration Date	DAE, Calibration Date
ELI V8.0 (20deg probe tilt) - 2188	H50T60N9 , 2025-06-18	EX3DV4 - SN7736, 2025-02-17	DAE4 Sn1431, 2024-07-16

Scan Setup

	Area Scan	Zoom Scan
Grid Extents [mm]	80.0 x 260.0	24.0 x 24.0 x 22.0
Grid Steps [mm]	10.0 x 10.0	4.0 x 4.0 x 1.4
Sensor Surface [mm]	3.0	1.4

Measurement Results

	Area Scan	Zoom Scan
Date	2025-06-18	2025-06-18
psSAR1g [W/kg]	0.285	0.896
psSAR10g [W/kg]	0.112	0.242
Power Drift [dB]	-0.02	0.13
M2/M1 [%]		61.0
Dist 3dB Peak [mm]		6.6

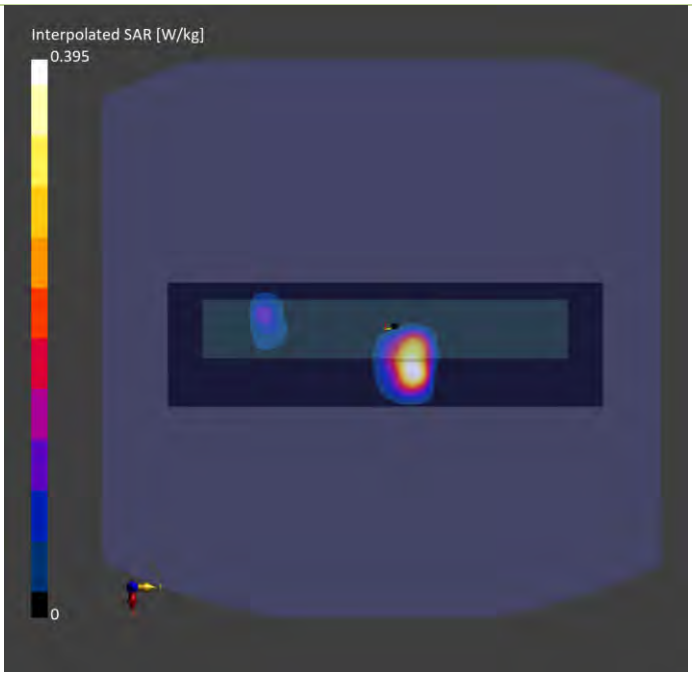

Measurement Report
P40 WLAN5.8G_802.11ac VHT80_Right Side_0mm_Ch155_Ant 1_BP2S1P4070P
Device under Test Properties

Model, Manufacturer	Dimensions [mm]	IMEI	DUT Type
CDVB-WTW-P25040437,	235.0 x 310.0 x 38.0		Tablet

Exposure Conditions

Phantom Section, TSL	Position, Test Distance [mm]	Band	Group, UID	Frequency [MHz], Channel Number	Conversion Factor	TSL Conductivity [S/m]	TSL Permittivity
Flat,	Right Side, 0.00	WLAN 5GHz	WLAN, 10544-AAD	5775.000, 155	4.78	5.09	34.7

Hardware Setup

Phantom	TSL, Measured Date	Probe, Calibration Date	DAE, Calibration Date
ELI V8.0 (20deg probe tilt) - 2188	H50T60N9 , 2025-06-18	EX3DV4 - SN7736, 2025-02-17	DAE4 Sn1431, 2024-07-16

Scan Setup

	Area Scan	Zoom Scan
Grid Extents [mm]	80.0 x 260.0	24.0 x 24.0 x 22.0
Grid Steps [mm]	10.0 x 10.0	4.0 x 4.0 x 1.4
Sensor Surface [mm]	3.0	1.4

Measurement Results

	Area Scan	Zoom Scan
Date	2025-06-18	2025-06-18
psSAR1g [W/kg]	0.311	0.990
psSAR10g [W/kg]	0.122	0.227
Power Drift [dB]	-0.04	0.02
M2/M1 [%]		59.0
Dist 3dB Peak [mm]		6.9

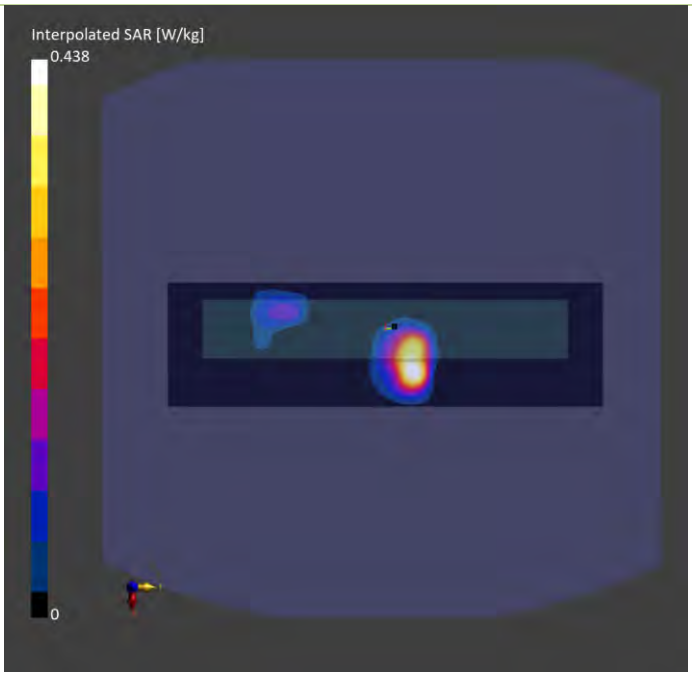

Measurement Report
P41 WLAN5.9G_802.11ac VHT160_Right Side_0mm_Ch163_Ant 1_BP2S1P4070P
Device under Test Properties

Model, Manufacturer	Dimensions [mm]	IMEI	DUT Type
CDVB-WTW-P25040437,	235.0 x 310.0 x 38.0		Tablet

Exposure Conditions

Phantom Section, TSL	Position, Test Distance [mm]	Band	Group, UID	Frequency [MHz], Channel Number	Conversion Factor	TSL Conductivity [S/m]	TSL Permittivity
Flat,	Right Side, 0.00	WLAN 5GHz	WLAN, 10554-AAE	5815.000, 163	4.78	5.13	34.7

Hardware Setup

Phantom	TSL, Measured Date	Probe, Calibration Date	DAE, Calibration Date
ELI V8.0 (20deg probe tilt) - 2188	H50T60N9 , 2025-06-18	EX3DV4 - SN7736, 2025-02-17	DAE4 Sn1431, 2024-07-16

Scan Setup

	Area Scan	Zoom Scan
Grid Extents [mm]	80.0 x 260.0	24.0 x 24.0 x 22.0
Grid Steps [mm]	10.0 x 10.0	4.0 x 4.0 x 1.4
Sensor Surface [mm]	3.0	1.4

Measurement Results

	Area Scan	Zoom Scan
Date	2025-06-18	2025-06-18
psSAR1g [W/kg]	0.288	0.922
psSAR10g [W/kg]	0.111	0.246
Power Drift [dB]	0.10	-0.16
M2/M1 [%]		58.8
Dist 3dB Peak [mm]		6.5

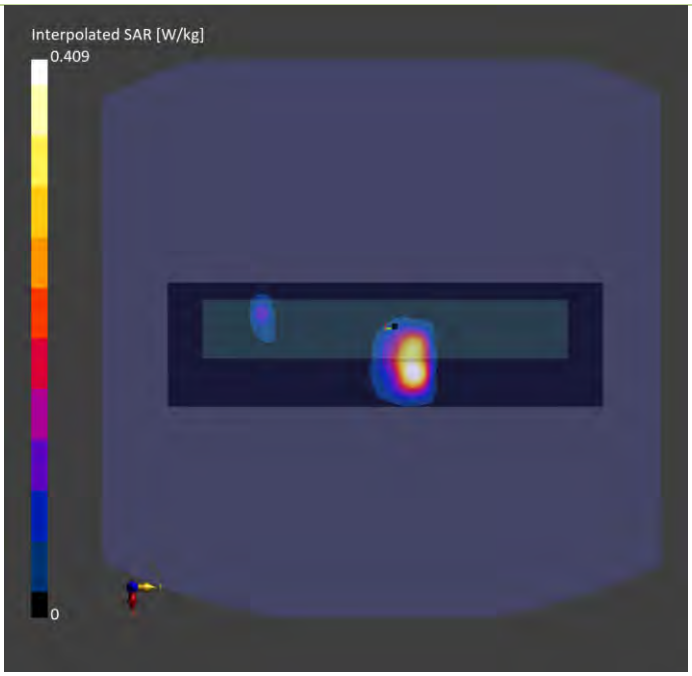

Measurement Report
P42 BT_BDR_Right Side_0mm_Ch39_Ant 1_BP2S1P4070P
Device under Test Properties

Model, Manufacturer	Dimensions [mm]	IMEI	DUT Type
CDVB-WTW-P25040437,	235.0 x 310.0 x 38.0		Tablet

Exposure Conditions

Phantom Section, TSL	Position, Test Distance [mm]	Band	Group, UID	Frequency [MHz], Channel Number	Conversion Factor	TSL Conductivity [S/m]	TSL Permittivity
Flat,	Right Side, 0.00	ISM 2.4 GHz Band	Bluetooth, 10032-CAA	2441.000, 39	6.87	1.79	38.9

Hardware Setup

Phantom	TSL, Measured Date	Probe, Calibration Date	DAE, Calibration Date
ELI V8.0 (20deg probe tilt) - 2188	H19T27N9 , 2025-06-18	EX3DV4 - SN7736, 2025-02-17	DAE4 Sn1431, 2024-07-16

Scan Setup

	Area Scan	Zoom Scan
Grid Extents [mm]	72.0 x 264.0	30.0 x 30.0 x 30.0
Grid Steps [mm]	12.0 x 12.0	5.0 x 5.0 x 5.0
Sensor Surface [mm]	3.0	1.4

Measurement Results

	Area Scan	Zoom Scan
Date	2025-06-18	2025-06-18
psSAR1g [W/kg]	0.159	0.170
psSAR10g [W/kg]	0.074	0.080
Power Drift [dB]	0.03	-0.04
M2/M1 [%]		53.7
Dist 3dB Peak [mm]		8.3

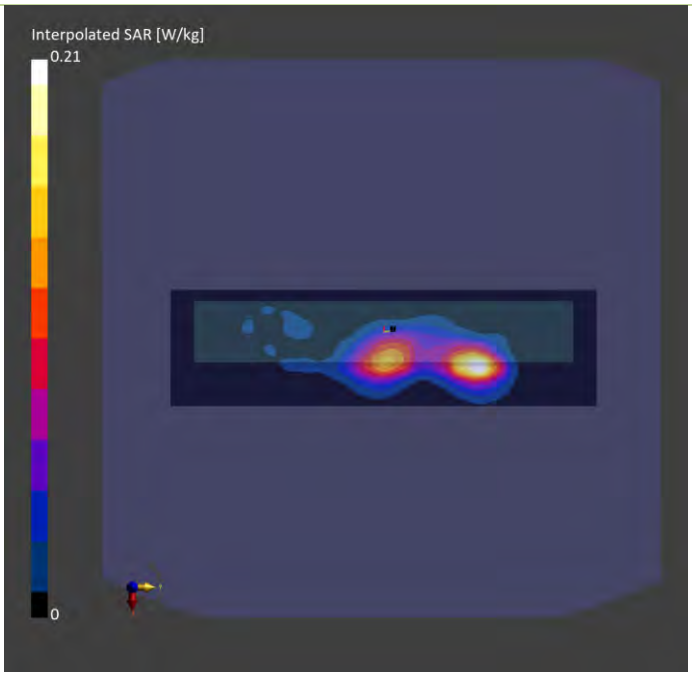

Measurement Report
P43 UNII-5_802.11ax HE160_Right Side_0mm_Ch15_Ant 1_BP2S1P4070P
Device under Test Properties

Model, Manufacturer	Dimensions [mm]	IMEI	DUT Type
CDVB-WTW-P25040437,	235.0 x 310.0 x 38.0		Tablet

Exposure Conditions

Phantom Section, TSL	Position, Test Distance [mm]	Band	Group, UID	Frequency [MHz], Channel Number	Conversion Factor	TSL Conductivity [S/m]	TSL Permittivity
Flat,	Right Side, 0.00	U-NII-5	WLAN, 10755-AAC	6025.000, 15	5.24	5.32	36.0

Hardware Setup

Phantom	TSL, Measured Date	Probe, Calibration Date	DAE, Calibration Date
ELI V8.0 (20deg probe tilt) - 2188	H60T72N9 , 2025-06-18	EX3DV4 - SN7736, 2025-02-17	DAE4 Sn1431, 2024-07-16

Scan Setup

	Area Scan	Zoom Scan
Grid Extents [mm]	90.0 x 270.0	22.0 x 22.0 x 22.0
Grid Steps [mm]	7.5 x 7.5	3.4 x 3.4 x 1.4
Sensor Surface [mm]	3.0	1.4

Measurement Results

	Area Scan	Zoom Scan
Date	2025-06-18	2025-06-18
psSAR1g [W/kg]	0.371	0.526
psSAR10g [W/kg]	0.107	0.132
psAPD (1.0cm2, sq) [W/m2]		5.26
psAPD (4.0cm2, sq) [W/m2]		3.16
Power Drift [dB]	0.01	-0.11
M2/M1 [%]		56.6
Dist 3dB Peak [mm]		6.7

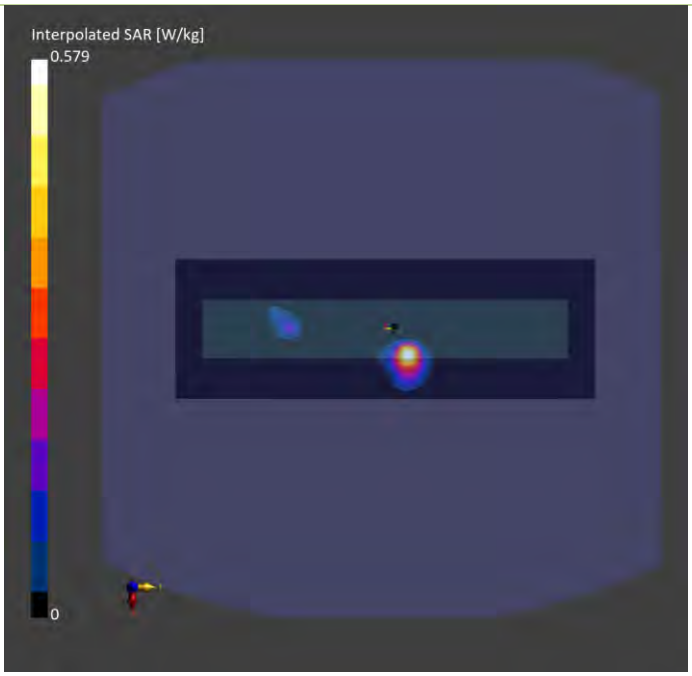

Measurement Report
P43 UNII-5_802.11ax HE160_Right Side_0mm_Ch15_Ant 1
Device under Test Properties

Model, Manufacturer	Dimensions [mm]	IMEI	DUT Type
, CDVB-WTW-P25040437	236.0 x 310.0 x 40.0		Tablet

Exposure Conditions

Phantom Section	Position, Test Distance [mm]	Band	Group, UID	Frequency [MHz], Channel Number	Conversion Factor
5G Air	Right Side, 2.00	U-NII-5	WLAN, 10755-AAC	6025.0, 15	1.0

Hardware Setup

Phantom	Medium	Probe, Calibration Date	DAE, Calibration Date
mmWave- 1029	---Air	EUmmWV4 - SN9438_F1-55GHz, 2024-07-19	DAE4 Sn1761, 2024-09-19

Scan Setup

	5G Scan
Grid Extents [mm]	100.0 x 100.0
Grid Steps [lambda]	0.0502 x 0.0502
Sensor Surface [mm]	2.0

Measurement Results

	5G Scan
Date	2025-06-19
Avg. Area [cm^2]	4.00
psPDn+ [W/m^2]	3.01
psPDtot+ [W/m^2]	4.46
psPDmod+ [W/m^2]	6.29
E_{max} [V/m]	57.7
Power Drift [dB]	-0.08

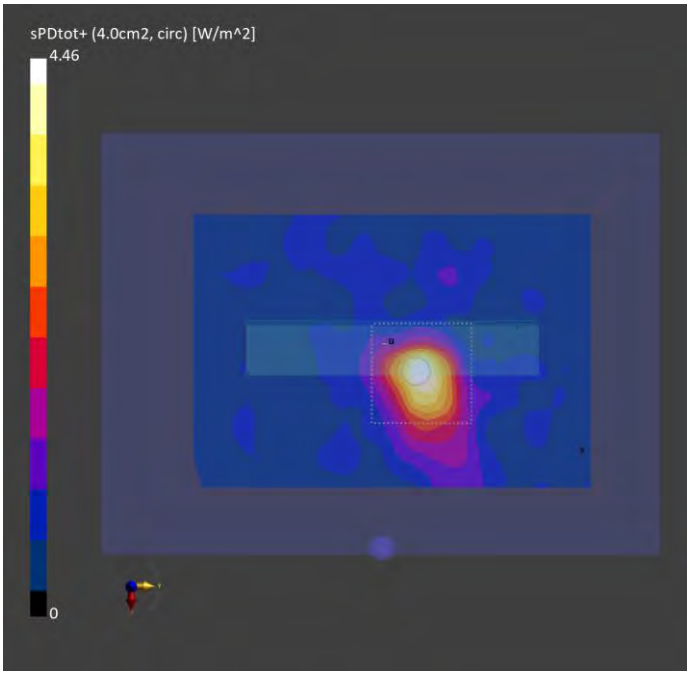

Appendix C. Tissue & System Verification

The measuring results for tissue simulating liquid and system check are shown as below.

Note:

1. For Section 4.3, the dielectric properties of the tissue simulating liquid have been measured within 24 hours before the SAR testing and within ±5 % of the target values. Liquid temperature during the SAR testing has kept within ±2 ℃.

2. For Section 4.4, The SAR measurement system was validated according to procedures in FCC KDB 865664 D0. The validation status in tabulated summary is as below.

3. For Section 4.5, Comparing to the reference SAR value provided by SPEAG in dipole calibration certificate, the deviation of system check results is within its specification of 10 %. The result indicates the system check can meet the variation criterion and the plots please refer to Appendix A of this report.

Tissue Verification									Validation for CW			Validation for Modulation				System Check					Note			
Plot No.	Frequency (MHz)	Liquid Temp. (℃)	Conductivity (σ)	Permittivity (εr)	Targeted Conductivity (σ)	Targeted Permittivity (εr)	Deviation Conductivity (σ)	Deviation Permittivity (εr)	Sensitivity Range	Probe Linearity	Probe Isotropy	Modulation Type	Duty Factor	PAR	Date	Frequency (MHz)	Targeted 1g SAR (W/kg)	Measured 1g SAR (W/kg)	Normalized 1g SAR (W/kg)	Deviation (%)	Dipole S/N	Probe S/N	DAE S/N	Output Power (dBm)
S01	1900	22.5	1.43	38.1	1.4	40	2.14	-4.75	Pass	Pass	Pass	N/A	N/A	N/A	2025/6/10	1900	39.60	2.05	40.90	3.29	5d036	7736	1431	17
S02	1750	22.4	1.34	38.4	1.37	40.1	-2.19	-4.24	Pass	Pass	Pass	N/A	N/A	N/A	2025/6/9	1750	37.00	1.79	35.72	-3.47	1055	7736	1431	17
S03	835	22.4	0.936	42.1	0.9	41.5	4.00	1.45	Pass	Pass	Pass	N/A	N/A	N/A	2025/6/9	835	9.44	0.492	9.82	3.99	4d121	7736	1431	17
S04	1900	22.5	1.43	38.1	1.4	40	2.14	-4.75	Pass	Pass	Pass	N/A	N/A	N/A	2025/6/10	1900	39.60	2.05	40.90	3.29	5d036	7736	1431	17
S05	1750	22.4	1.34	38.4	1.37	40.1	-2.19	-4.24	Pass	Pass	Pass	N/A	N/A	N/A	2025/6/9	1750	37.00	1.79	35.72	-3.47	1055	7736	1431	17
S06	835	22.4	0.936	42.1	0.9	41.5	4.00	1.45	Pass	Pass	Pass	N/A	N/A	N/A	2025/6/9	835	9.44	0.492	9.82	3.99	4d121	7736	1431	17
S07	2600	22.5	1.91	38.8	1.96	39	-2.55	-0.51	Pass	Pass	Pass	N/A	N/A	N/A	2025/6/12	2600	55.70	2.66	53.07	-4.71	1020	7736	1431	17
S08	750	22.8	0.929	42.5	0.9	42	3.22	1.19	Pass	Pass	Pass	N/A	N/A	N/A	2025/6/11	750	8.36	0.414	8.26	-1.19	1013	7736	1431	17
S09	750	22.8	0.929	42.5	0.9	42	3.22	1.19	Pass	Pass	Pass	N/A	N/A	N/A	2025/6/11	750	8.36	0.414	8.26	-1.19	1013	7736	1431	17
S10	750	22.8	0.929	42.5	0.9	42	3.22	1.19	Pass	Pass	Pass	N/A	N/A	N/A	2025/6/11	750	8.36	0.414	8.26	-1.19	1013	7736	1431	17
S11	750	22.8	0.929	42.5	0.9	42	3.22	1.19	Pass	Pass	Pass	N/A	N/A	N/A	2025/6/11	750	8.36	0.414	8.26	-1.19	1013	7736	1431	17
S12	1900	22.5	1.43	38.1	1.4	40	2.14	-4.75	Pass	Pass	Pass	N/A	N/A	N/A	2025/6/10	1900	39.60	2.05	40.90	3.29	5d036	7736	1431	17
S13	835	22.4	0.936	42.1	0.9	41.5	4.00	1.45	Pass	Pass	Pass	N/A	N/A	N/A	2025/6/9	835	9.44	0.492	9.82	3.99	4d121	7736	1431	17
S14	2600	22.5	1.91	38.8	1.96	39	-2.55	-0.51	Pass	Pass	Pass	N/A	N/A	N/A	2025/6/12	2600	55.70	2.66	53.07	-4.71	1020	7736	1431	17
S15	2600	22.5	1.91	38.8	1.96	39	-2.55	-0.51	Pass	Pass	Pass	N/A	N/A	N/A	2025/6/12	2600	55.70	2.66	53.07	-4.71	1020	7736	1431	17
S16	3500	22.4	2.82	39.2	2.91	37.9	-3.09	3.43	Pass	Pass	Pass	N/A	N/A	N/A	2025/6/13	3500	66.00	3.16	63.05	-4.47	1007	7736	1431	17
S17	3700	22.4	3	38.9	3.12	37.7	-3.85	3.18	Pass	Pass	Pass	N/A	N/A	N/A	2025/6/13	3700	68.00	3.29	65.64	-3.46	1017	7736	1431	17
S18	3500	22.4	2.82	39.2	2.91	37.9	-3.09	3.43	Pass	Pass	Pass	N/A	N/A	N/A	2025/6/13	3500	66.00	3.16	63.05	-4.47	1007	7736	1431	17
S19	1750	22.4	1.34	38.4	1.37	40.1	-2.19	-4.24	Pass	Pass	Pass	N/A	N/A	N/A	2025/6/9	1750	37.00	1.79	35.72	-3.47	1055	7736	1431	17
S20	750	22.8	0.929	42.5	0.9	42	3.22	1.19	Pass	Pass	Pass	N/A	N/A	N/A	2025/6/11	750	8.36	0.414	8.26	-1.19	1013	7736	1431	17
S21	1900	22.6	1.46	40.7	1.4	40	4.29	1.75	Pass	Pass	Pass	N/A	N/A	N/A	2025/6/14	1900	39.60	1.95	38.91	-1.75	5d036	7736	1431	17
S22	835	22.6	0.939	43.1	0.9	41.5	4.33	3.86	Pass	Pass	Pass	N/A	N/A	N/A	2025/6/14	835	9.44	0.489	9.76	3.36	4d121	7736	1431	17
S23	2600	22.7	1.92	39.2	1.96	39	-2.04	0.51	Pass	Pass	Pass	N/A	N/A	N/A	2025/6/16	2600	55.70	2.67	53.27	-4.36	1020	7736	1431	17
S24	750	22.8	0.898	43.4	0.9	42	-0.22	3.33	Pass	Pass	Pass	N/A	N/A	N/A	2025/6/15	750	8.36	0.438	8.74	4.54	1013	7736	1431	17
S25	750	22.8	0.898	43.4	0.9	42	-0.22	3.33	Pass	Pass	Pass	N/A	N/A	N/A	2025/6/15	750	8.36	0.438	8.74	4.54	1013	7736	1431	17
S26	750	22.8	0.898	43.4	0.9	42	-0.22	3.33	Pass	Pass	Pass	N/A	N/A	N/A	2025/6/15	750	8.36	0.438	8.74	4.54	1013	7736	1431	17
S27	1900	22.6	1.46	40.7	1.4	40	4.29	1.75	Pass	Pass	Pass	N/A	N/A	N/A	2025/6/14	1900	39.60	1.95	38.91	-1.75	5d036	7736	1431	17
S28	835	22.6	0.939	43.1	0.9	41.5	4.33	3.86	Pass	Pass	Pass	N/A	N/A	N/A	2025/6/14	835	9.44	0.489	9.76	3.36	4d121	7736	1431	17
S29	2600	22.7	1.92	39.2	1.96	39	-2.04	0.51	Pass	Pass	Pass	N/A	N/A	N/A	2025/6/16	2600	55.70	2.67	53.27	-4.36	1020	7736	1431	17
S30	2600	22.7	1.92	39.2	1.96	39	-2.04	0.51	Pass	Pass	Pass	N/A	N/A	N/A	2025/6/16	2600	55.70	2.67	53.27	-4.36	1020	7736	1431	17
S31	3500	22.5	2.79	39.6	2.91	37.9	-4.12	4.49	Pass	Pass	Pass	N/A	N/A	N/A	2025/6/17	3500	66.00	3.16	63.05	-4.47	1007	7736	1431	17
S32	1750	22.8	1.35	40.1	1.37	40.1	-1.46	0.00	Pass	Pass	Pass	N/A	N/A	N/A	2025/6/16	1750	37.00	1.82	36.31	-1.85	1055	7736	1431	17
S33	750	22.8	0.898	43.4	0.9	42	-0.22	3.33	Pass	Pass	Pass	N/A	N/A	N/A	2025/6/15	750	8.36	0.438	8.74	4.54	1013	7736	1431	17
S34	3500	22.4	2.79	39.6	2.91	37.9	-4.12	4.49	Pass	Pass	Pass	N/A	N/A	N/A	2025/6/17	3500	66.00	3.16	63.05	-4.47	1007	7736	1431	17
S34	3700	22.4	2.97	39.3	3.12	37.7	-4.81	4.24	Pass	Pass	Pass	N/A	N/A	N/A	2025/6/17	3700	68.00	3.26	65.05	-4.34	1017	7736	1431	17
S34	3900	22.4	3.17	39	3.32	37.5	-4.52	4.00	Pass	Pass	Pass	N/A	N/A	N/A	2025/6/17	3900	68.80	3.29	65.64	-4.59	1020	7736	1431	17
S36	2450	22.3	1.8	38.9	1.8	39.2	0.00	-0.77	Pass	Pass	Pass	OFDM	N/A	Pass	2025/6/18	2450	52.90	2.63	52.48	-0.80	737	7736	1431	17
S37	5250	22.3	4.51	35.6	4.71	35.9	-4.25	-0.84	Pass	Pass	Pass	OFDM	N/A	Pass	2025/6/18	5250	78.30	3.76	75.02	-4.19	1019	7736	1431	17
S38	5600	22.3	4.89	35	5.07	35.5	-3.55	-1.41	Pass	Pass	Pass	OFDM	N/A	Pass	2025/6/18	5600	80.80	3.95	78.81	-2.46	1019	7736	1431	17
S40	5800	22.3	5.12	34.7	5.27	35.3	-2.85	-1.70	Pass	Pass	Pass	OFDM	N/A	Pass	2025/6/18	5800	78.80	3.78	75.42	-4.29	1019	7736	1431	17
S41	5800	22.3	5.12	34.7	5.27	35.3	-2.85	-1.70	Pass	Pass	Pass	OFDM	N/A	Pass	2025/6/18	5800	78.80	3.78	75.42	-4.29	1019	7736	1431	17
S42	2450	22.3	1.8	38.9	1.8	39.2	0.00	-0.77	Pass	Pass	Pass	OFDM	N/A	Pass	2025/6/18	2450	52.90	2.63	52.48	-0.80	737	7736	1431	17
S43	6500	21.6	5.87	35.3	6.07	34.5	-3.29	2.32	Pass	Pass	Pass	OFDM	N/A	Pass	2025/6/18	6500	303.000	28.9	289.000	-4.62	1008	7736	1431	20

System Performance Check for Incident Power Density Measurement									
Plot No.	Test Date	Frequency [GHz]	mmWave Probe S/N	Verification Source S/N	Averaging Area [cm^2]	Distance [mm]	Target Power Density [W/m^2]	Measured Power Density [W/m^2]	Deviation [%]
S43	2025/6/19	10	1025	1025	4	10.0	55.9	52.4	-6.26%

Appendix D. Maximum Target Conducted Power

The maximum conducted average power (Unit: dBm) including tune-up tolerance is shown as below.

WCDMA Max. Tune-up Power (Full)		
Mode	RMC 12.2K	HSDPA DC-HSDPA HSUPA
	Maximum Target Power	Maximum Target Power
WCDMA Band II	19.0	18.0
WCDMA Band IV	18.0	17.0
WCDMA Band V	23.0	22.0

LTE Max. Tune-up Power (Full)				
Mode	QPSK	16QAM	64QAM	256QAM
	Maximum Target Power	Maximum Target Power	Maximum Target Power	Maximum Target Power
LTE 2	19.5	18.5	17.5	14.5
LTE 4	18.5	17.5	16.5	13.5
LTE 5	23.0	22.0	21.0	18.0
LTE 7	17.5	16.5	15.5	12.5
LTE 12	23.0	22.0	21.0	18.0
LTE 13	22.0	21.0	20.0	17.0
LTE 14	22.5	21.5	20.5	17.5
LTE 17	24.0	23.0	22.0	19.0
LTE 25	19.5	18.5	17.5	14.5
LTE 26	22.5	21.5	20.5	17.5
LTE 38	19.5	18.5	17.5	14.5
LTE 41	20.0	19.0	18.0	15.0
LTE 42	13.5	12.5	11.5	8.5
LTE 43	17.5	16.5	15.5	12.5
LTE 48	16.5	15.5	14.5	11.5
LTE 66	18.0	17.0	16.0	13.0
LTE 71	24.0	23.0	22.0	19.0

5G NR Max. Tune-up Power (Full)					
DFT-S Mode	PI/2 BPSK	QPSK	16QAM	64QAM	256QAM
	Maximum Target Power	Maximum Target Power	Maximum Target Power	Maximum Target Power	Maximum Target Power
NR 2	18.5	18.5	16.5	16.0	14.0
NR 5	20.5	20.5	18.5	18.0	16.0
NR 7	17.5	17.5	15.5	15.0	13.0
NR 12	21.0	21.0	19.0	18.5	16.5
NR 13	20.5	20.5	18.5	18.0	16.0
NR 14	21.5	21.5	19.5	19.0	17.0
NR 25	19.0	19.0	17.0	16.5	14.5
NR 26	21.0	21.0	19.0	18.5	16.5
NR 38	22.0	22.0	20.0	19.5	17.5
NR 41	22.0	22.0	20.0	19.5	17.5
NR 48	19.5	19.5	17.5	17.0	15.0
NR 66	15.0	15.0	13.0	12.5	10.5
NR 71	19.5	19.5	17.5	17.0	15.0
NR 77	19.5	19.5	16.0	16.0	15.0
NR 78	19.5	19.5	16.0	16.0	16.0

5G NR Max. Tune-up Power _MIMO												
Band	QPSK			16QAM			64QAM			256QAM		
	MIMO Ant 0 Tune Up	MIMO Ant 1 Tune Up	MIMO Ant 0+1 Tune Up	MIMO Ant 0 Tune Up	MIMO Ant 1 Tune Up	MIMO Ant 0+1 Tune Up	MIMO Ant 0 Tune Up	MIMO Ant 1 Tune Up	MIMO Ant 0+1 Tune Up	MIMO Ant 0 Tune Up	MIMO Ant 1 Tune Up	MIMO Ant 0+1 Tune Up
NR 38	19	19	22	17	17	20	16.5	16.5	19.5	14.5	14.5	17.5
NR 41	19	19	22	17	17	20	16.5	16.5	19.5	14.5	14.5	17.5
NR 48	16.5	16.5	19.5	14.5	14.5	17.5	14	14	17	12	12	15
NR 77	16.5	16.5	19.5	14.5	14.5	17.5	14	14	17	12	12	15
NR 78	16.5	16.5	19.5	14.5	14.5	17.5	14	14	17	12	12	15

Appendix E. Measured Conducted Power Result

The measuring conducted power (Unit: dBm) are shown as below.

WCDMA Conducted Power (Full)									
Band	WCDMA II			WCDMA IV			WCDMA V		
TX Channel	9262	9400	9538	1312	1413	1513	4132	4182	4233
Rx Channel	9662	9800	9938	1537	1638	1738	4357	4407	4458
Frequency	1852.4	1880	1907.6	1712.4	1732.6	1752.6	826.4	836.4	846.6
RMC 12.2K	18.82	18.61	18.49	17.73	17.87	17.85	22.89	22.86	22.96
HSDPA Subtest-1	18.71	18.54	18.43	17.65	17.77	17.76	22.81	22.73	22.91
HSDPA Subtest-2	18.71	18.53	18.37	17.59	17.82	17.74	22.75	22.80	22.86
HSDPA Subtest-3	18.23	17.99	17.85	17.10	17.29	17.21	22.26	22.25	22.40
HSDPA Subtest-4	18.23	17.97	17.94	17.09	17.25	17.24	22.26	22.31	22.39
DC-HSDPA Subtest-1	18.67	18.51	18.39	17.59	17.81	17.71	22.78	22.77	22.84
DC-HSDPA Subtest-2	18.76	18.47	18.43	17.64	17.79	17.79	22.81	22.76	22.82
DC-HSDPA Subtest-3	18.25	17.97	17.86	17.15	17.32	17.24	22.26	22.23	22.34
DC-HSDPA Subtest-4	18.18	18.03	17.91	17.10	17.31	17.27	22.28	22.25	22.39
HSUPA Subtest-1	18.70	18.53	18.42	17.66	17.80	17.71	22.79	22.81	22.87
HSUPA Subtest-2	16.67	16.49	16.35	15.63	15.78	15.80	20.84	20.76	20.85
HSUPA Subtest-3	17.67	17.56	17.44	16.58	16.76	16.80	21.76	21.77	21.82
HSUPA Subtest-4	16.72	16.51	16.36	15.65	15.74	15.79	20.83	20.80	20.88
HSUPA Subtest-5	18.73	18.50	18.36	17.60	17.80	17.73	22.81	22.74	22.81

LTE Conducted Power (Full)							
LTE Band 2							
BW	MCS Index	RB Size	RB Offset	Low	Mid	High	3GPP MPR (dB)
		Channel		18700	18900	19100	
		Frequence (MHz)		1860	1880	1900	
20M	QPSK	1	0	19.45	19.18	19.27	0
		1	50	19.27	19.02	19.13	0
		1	99	19.32	19.06	19.11	0
		50	0	18.41	18.16	18.24	1
		50	25	18.37	18.12	18.17	1
		50	50	18.27	18.02	18.10	1
		100	0	18.37	18.09	18.20	1
20M	16QAM	1	0	18.35	18.14	18.24	1
		1	50	18.42	17.99	18.08	1
		1	99	18.32	18.03	18.09	1
		50	0	17.31	16.99	17.17	2
		50	25	17.39	17.17	17.13	2
		50	50	17.35	17.06	17.08	2
		100	0	17.39	17.01	17.17	2
20M	64QAM	1	0	17.34	17.02	17.21	2
		1	50	17.33	17.16	17.18	2
		1	99	17.31	17.01	17.19	2
		50	0	16.42	16.04	16.18	3
		50	25	16.32	16.11	16.17	3
		50	50	16.29	16.00	16.14	3
		100	0	16.39	16.06	16.12	3
20M	256QAM	1	0	14.44	14.11	14.18	5
		1	50	14.39	14.08	14.10	5
		1	99	14.26	14.06	14.10	5
		50	0	14.29	14.09	14.20	5
		50	25	14.29	14.02	14.14	5
		50	50	14.35	14.06	14.22	5
		100	0	14.35	14.04	14.22	5
BW	MCS Index	Channel		18675	18900	19125	3GPP MPR
		Frequence (MHz)		1857.5	1880	1902.5	
15M	QPSK	1	0	19.39	19.15	19.24	0
		1	37	19.30	19.04	19.14	0
		1	74	19.34	19.05	19.11	0
		36	0	18.40	18.17	18.26	1
		36	19	18.38	18.10	18.21	1
		36	39	18.31	18.03	18.09	1
		75	0	18.36	18.12	18.20	1
15M	16QAM	1	0	18.37	18.07	18.24	1
		1	37	18.26	18.02	18.12	1
		1	74	18.26	18.09	18.14	1
		36	0	17.42	17.06	17.19	2
		36	19	17.30	17.13	17.16	2
		36	39	17.43	17.00	17.20	2
		75	0	17.39	17.13	17.24	2
15M	64QAM	1	0	17.38	17.15	17.08	2
		1	37	17.38	17.13	17.23	2
		1	74	17.35	17.13	17.19	2
		36	0	16.41	16.06	16.21	3
		36	19	16.38	16.14	16.09	3
		36	39	16.27	15.99	16.20	3
		75	0	16.42	16.05	16.19	3
15M	256QAM	1	0	14.40	14.16	14.11	5
		1	37	14.34	13.99	14.21	5
		1	74	14.31	14.09	14.09	5
		36	0	14.44	14.15	14.11	5
		36	19	14.35	14.03	14.23	5
		36	39	14.28	14.15	14.08	5
		75	0	14.42	14.10	14.14	5

LTE Conducted Power (Full)							
LTE Band 2							
BW	MCS Index	Channel		18650	18900	19150	3GPP MPR
		Frequence (MHz)		1855	1880	1905	
10M	QPSK	1	0	19.39	19.14	19.19	0
		1	24	19.25	18.96	19.06	0
		1	49	19.22	18.97	19.12	0
		25	0	18.35	18.11	18.21	1
		25	12	18.32	18.08	18.16	1
		25	25	18.21	18.01	18.08	1
		50	0	18.32	18.08	18.17	1
10M	16QAM	1	0	18.35	18.09	18.18	1
		1	24	18.34	18.02	18.13	1
		1	49	18.31	18.10	18.11	1
		25	0	17.26	17.10	17.18	2
		25	12	17.23	17.12	17.12	2
		25	25	17.28	17.13	17.06	2
		50	0	17.26	17.13	17.16	2
10M	64QAM	1	0	17.27	17.04	17.07	2
		1	24	17.22	17.06	17.19	2
		1	49	17.23	16.96	17.22	2
		25	0	16.29	16.02	16.12	3
		25	12	16.23	16.11	16.18	3
		25	25	16.31	16.02	16.13	3
		50	0	16.35	16.09	16.19	3
10M	256QAM	1	0	14.29	14.08	14.08	5
		1	24	14.25	14.13	14.19	5
		1	49	14.25	14.03	14.23	5
		25	0	14.28	14.05	14.23	5
		25	12	14.29	14.07	14.09	5
		25	25	14.32	13.98	14.12	5
		50	0	14.34	14.09	14.13	5
BW	MCS Index	Channel		18625	18900	19175	3GPP MPR
		Frequence (MHz)		1852.5	1880	1907.5	
5M	QPSK	1	0	19.32	19.11	19.13	0
		1	12	19.24	19.03	19.02	0
		1	24	19.27	19.04	18.99	0
		12	0	18.34	18.13	18.14	1
		12	6	18.31	18.07	18.13	1
		12	13	18.24	17.97	18.04	1
		25	0	18.29	18.08	18.08	1
5M	16QAM	1	0	18.36	17.99	18.16	1
		1	12	18.21	18.06	18.05	1
		1	24	18.31	18.00	18.05	1
		12	0	17.23	16.98	17.03	2
		12	6	17.31	17.04	17.11	2
		12	13	17.36	16.96	17.02	2
		25	0	17.37	17.04	17.01	2
5M	64QAM	1	0	17.22	17.12	17.18	2
		1	12	17.21	17.13	17.04	2
		1	24	17.24	16.96	17.07	2
		12	0	16.32	16.06	16.15	3
		12	6	16.33	16.05	16.17	3
		12	13	16.33	16.03	16.14	3
		25	0	16.36	16.02	16.18	3
5M	256QAM	1	0	14.34	13.98	14.01	5
		1	12	14.33	13.97	14.03	5
		1	24	14.20	14.12	14.05	5
		12	0	14.22	14.10	14.05	5
		12	6	14.27	14.08	14.11	5
		12	13	14.26	14.09	14.09	5
		25	0	14.24	13.98	14.07	5

LTE Conducted Power (Full)							
LTE Band 2							
BW	MCS Index	Channel		18615	18900	19185	3GPP MPR
		Frequence (MHz)		1851.5	1880	1908.5	
3M	QPSK	1	0	19.31	19.05	19.05	0
		1	7	19.15	19.01	18.99	0
		1	14	19.13	18.94	19.00	0
		8	0	18.29	18.10	18.08	1
		8	3	18.23	18.01	18.07	1
		8	7	18.19	17.98	17.95	1
		15	0	18.23	18.00	18.05	1
3M	16QAM	1	0	18.15	17.97	18.05	1
		1	7	18.16	17.96	18.08	1
		1	14	18.28	18.10	17.95	1
		8	0	17.21	16.92	17.05	2
		8	3	17.20	16.98	17.03	2
		8	7	17.25	16.96	17.08	2
		15	0	17.18	16.99	17.10	2
3M	64QAM	1	0	17.28	16.98	16.96	2
		1	7	17.31	16.99	16.96	2
		1	14	17.15	16.95	17.03	2
		8	0	16.23	15.94	16.01	3
		8	3	16.30	16.02	15.95	3
		8	7	16.27	15.94	16.01	3
		15	0	16.19	15.97	15.99	3
3M	256QAM	1	0	14.16	14.00	13.98	5
		1	7	14.18	14.06	14.00	5
		1	14	14.30	13.96	13.99	5
		8	0	14.20	14.06	13.95	5
		8	3	14.18	13.95	14.00	5
		8	7	14.20	13.96	14.09	5
		15	0	14.21	13.94	14.05	5
BW	MCS Index	Channel		18607	18900	19193	3GPP MPR
		Frequence (MHz)		1850.7	1880	1909.3	
1.4M	QPSK	1	0	19.25	19.01	18.98	0
		1	2	19.13	18.93	18.85	0
		1	5	19.12	18.87	18.92	0
		3	0	18.28	18.03	18.00	0
		3	1	18.21	17.94	17.97	0
		3	3	18.16	17.90	17.91	0
		6	0	18.20	17.96	17.96	1
1.4M	16QAM	1	0	18.24	17.98	17.90	1
		1	2	18.14	18.03	17.87	1
		1	5	18.29	17.91	17.89	1
		3	0	17.19	17.01	16.96	1
		3	1	17.18	16.99	17.01	1
		3	3	17.27	16.90	16.91	1
		6	0	17.30	16.95	16.95	2
1.4M	64QAM	1	0	17.14	17.03	16.86	2
		1	2	17.12	16.98	16.87	2
		1	5	17.27	16.89	16.91	2
		3	0	16.13	15.91	16.00	2
		3	1	16.20	15.88	16.00	2
		3	3	16.16	15.95	15.90	2
		6	0	16.24	15.87	16.00	3
1.4M	256QAM	1	0	14.12	13.87	13.95	5
		1	2	14.17	13.91	13.96	5
		1	5	14.16	13.89	13.92	5
		3	0	14.27	13.97	13.94	5
		3	1	14.22	13.90	14.00	5
		3	3	14.16	13.96	13.91	5
		6	0	14.25	13.97	14.02	5

LTE Conducted Power (Full)							
LTE Band 4							
BW	MCS Index	RB Size	RB Offset	Low	Mid	High	3GPP MPR (dB)
		Channel		20050	20175	20300	
		Frequence (MHz)		1720	1732.5	1745	
20M	QPSK	1	0	18.31	18.25	18.17	0
		1	50	18.19	18.15	18.05	0
		1	99	18.18	18.13	18.04	0
		50	0	17.31	17.21	17.16	1
		50	25	17.24	17.12	17.12	1
		50	50	17.16	17.06	17.05	1
		100	0	17.24	17.15	17.06	1
20M	16QAM	1	0	17.16	17.21	17.10	1
		1	50	17.20	17.10	17.11	1
		1	99	17.12	17.18	17.06	1
		50	0	16.27	16.18	16.14	2
		50	25	16.25	16.13	16.12	2
		50	50	16.15	16.23	16.14	2
		100	0	16.18	16.07	16.10	2
20M	64QAM	1	0	16.27	16.14	16.15	2
		1	50	16.24	16.23	15.99	2
		1	99	16.16	16.23	16.07	2
		50	0	15.17	15.07	15.16	3
		50	25	15.16	15.21	15.07	3
		50	50	15.12	15.20	15.15	3
		100	0	15.27	15.18	15.00	3
20M	256QAM	1	0	13.28	13.20	13.04	5
		1	50	13.16	13.15	13.13	5
		1	99	13.22	13.11	13.08	5
		50	0	13.20	13.15	13.08	5
		50	25	13.27	13.19	13.10	5
		50	50	13.24	13.19	13.13	5
		100	0	13.14	13.07	13.11	5
BW	MCS Index	Channel		20025	20175	20325	3GPP MPR
		Frequence (MHz)		1717.5	1732.5	1747.5	
15M	QPSK	1	0	18.29	18.20	18.11	0
		1	37	18.16	18.09	18.07	0
		1	74	18.13	18.13	18.04	0
		36	0	17.30	17.20	17.16	1
		36	19	17.24	17.16	17.06	1
		36	39	17.18	17.09	17.04	1
		75	0	17.22	17.12	17.09	1
15M	16QAM	1	0	17.28	17.15	17.12	1
		1	37	17.23	17.13	17.00	1
		1	74	17.22	17.19	17.16	1
		36	0	16.18	16.19	16.07	2
		36	19	16.16	16.14	16.12	2
		36	39	16.28	16.11	16.13	2
		75	0	16.23	16.21	16.15	2
15M	64QAM	1	0	16.20	16.10	16.06	2
		1	37	16.28	16.09	16.05	2
		1	74	16.26	16.15	16.13	2
		36	0	15.26	15.10	15.05	3
		36	19	15.25	15.21	15.05	3
		36	39	15.12	15.18	15.07	3
		75	0	15.27	15.16	15.02	3
15M	256QAM	1	0	13.22	13.06	13.13	5
		1	37	13.18	13.08	13.04	5
		1	74	13.26	13.10	13.11	5
		36	0	13.26	13.21	13.05	5
		36	19	13.24	13.18	13.11	5
		36	39	13.19	13.17	13.12	5
		75	0	13.20	13.15	13.09	5

LTE Conducted Power (Full)							
LTE Band 4							
BW	MCS Index	Channel		20000	20175	20350	3GPP MPR
		Frequence (MHz)		1715	1732.5	1750	
10M	QPSK	1	0	18.24	18.16	18.06	0
		1	24	18.10	18.03	17.95	0
		1	49	18.16	18.03	17.96	0
		25	0	17.28	17.16	17.07	1
		25	12	17.21	17.09	17.00	1
		25	25	17.14	17.02	16.95	1
		50	0	17.22	17.11	17.03	1
10M	16QAM	1	0	17.16	17.19	17.04	1
		1	24	17.16	17.09	17.03	1
		1	49	17.17	17.06	17.02	1
		25	0	16.16	16.09	16.00	2
		25	12	16.15	16.11	15.97	2
		25	25	16.19	16.17	16.08	2
		50	0	16.20	16.03	15.97	2
10M	64QAM	1	0	16.10	16.04	15.96	2
		1	24	16.28	16.05	16.04	2
		1	49	16.21	16.03	16.04	2
		25	0	15.23	15.19	15.06	3
		25	12	15.18	15.02	14.96	3
		25	25	15.23	15.03	15.05	3
		50	0	15.25	15.01	15.02	3
10M	256QAM	1	0	13.16	13.05	13.00	5
		1	24	13.16	13.15	12.99	5
		1	49	13.22	13.01	12.94	5
		25	0	13.18	13.01	12.95	5
		25	12	13.23	13.07	12.93	5
		25	25	13.14	13.11	13.08	5
		50	0	13.12	13.19	13.03	5
BW	MCS Index	Channel		19975	20175	20375	3GPP MPR
		Frequence (MHz)		1712.5	1732.5	1752.5	
5M	QPSK	1	0	18.23	18.13	17.99	0
		1	12	18.11	17.97	17.87	0
		1	24	18.14	17.98	17.86	0
		12	0	17.23	17.14	17.04	1
		12	6	17.15	17.04	17.00	1
		12	13	17.07	17.01	16.93	1
		25	0	17.17	17.08	17.00	1
5M	16QAM	1	0	17.15	17.13	17.05	1
		1	12	17.11	17.05	17.01	1
		1	24	17.23	17.05	17.05	1
		12	0	16.08	16.02	15.87	2
		12	6	16.18	16.03	16.05	2
		12	13	16.05	16.01	16.04	2
		25	0	16.09	16.13	15.93	2
5M	64QAM	1	0	16.23	16.00	16.04	2
		1	12	16.18	16.05	16.00	2
		1	24	16.06	16.11	16.02	2
		12	0	15.19	15.01	14.95	3
		12	6	15.10	15.13	15.01	3
		12	13	15.19	14.98	14.98	3
		25	0	15.22	15.09	15.02	3
5M	256QAM	1	0	13.14	13.01	13.04	5
		1	12	13.07	13.00	12.88	5
		1	24	13.07	13.04	12.87	5
		12	0	13.22	13.02	12.96	5
		12	6	13.07	13.02	13.00	5
		12	13	13.11	13.03	12.90	5
		25	0	13.15	12.99	12.92	5

LTE Conducted Power (Full)							
LTE Band 4							
BW	MCS Index	Channel		19965	20175	20385	3GPP MPR
		Frequence (MHz)		1711.5	1732.5	1753.5	
3M	QPSK	1	0	18.19	18.06	17.94	0
		1	7	18.05	17.99	17.81	0
		1	14	18.11	17.95	17.89	0
		8	0	17.22	17.11	16.95	1
		8	3	17.16	17.04	16.92	1
		8	7	17.08	16.98	16.84	1
		15	0	17.17	17.01	16.91	1
3M	16QAM	1	0	17.18	17.02	16.90	1
		1	7	17.15	17.08	16.97	1
		1	14	17.21	17.12	16.97	1
		8	0	16.21	16.08	15.96	2
		8	3	16.08	16.08	15.86	2
		8	7	16.20	15.96	15.91	2
		15	0	16.19	16.09	15.91	2
3M	64QAM	1	0	16.08	16.03	15.88	2
		1	7	16.15	16.01	15.95	2
		1	14	16.15	16.01	15.96	2
		8	0	15.17	15.07	14.82	3
		8	3	15.11	15.07	14.82	3
		8	7	15.05	15.01	14.92	3
		15	0	15.22	15.09	14.86	3
3M	256QAM	1	0	13.22	13.01	12.83	5
		1	7	13.04	12.99	12.82	5
		1	14	13.14	13.12	12.91	5
		8	0	13.07	13.07	12.91	5
		8	3	13.12	13.12	12.83	5
		8	7	13.13	12.94	12.87	5
		15	0	13.14	12.99	12.90	5
BW	MCS Index	Channel		19957	20175	20393	3GPP MPR
		Frequence (MHz)		1710.7	1732.5	1754.3	
1.4M	QPSK	1	0	18.14	18.01	17.86	0
		1	2	18.02	17.88	17.85	0
		1	5	18.08	17.95	17.84	0
		3	0	17.15	17.03	16.92	0
		3	1	17.11	16.95	16.86	0
		3	3	17.03	16.92	16.79	0
		6	0	17.07	16.95	16.86	1
1.4M	16QAM	1	0	17.07	16.88	16.86	1
		1	2	17.16	16.96	16.89	1
		1	5	17.01	16.87	16.93	1
		3	0	16.01	15.91	15.91	1
		3	1	16.14	15.96	15.76	1
		3	3	16.14	15.88	15.81	1
		6	0	16.01	15.97	15.90	2
1.4M	64QAM	1	0	16.11	16.04	15.85	2
		1	2	16.00	15.93	15.82	2
		1	5	16.07	15.95	15.85	2
		3	0	15.03	15.00	14.79	2
		3	1	15.16	15.01	14.79	2
		3	3	15.10	15.00	14.83	2
		6	0	15.15	15.02	14.81	3
1.4M	256QAM	1	0	13.05	12.91	12.83	5
		1	2	13.00	13.02	12.93	5
		1	5	13.00	12.96	12.81	5
		3	0	13.00	12.91	12.84	5
		3	1	13.12	12.91	12.76	5
		3	3	13.13	12.87	12.84	5
		6	0	13.14	12.93	12.85	5

LTE Conducted Power (Full)							
LTE Band 5							
BW	MCS Index	RB Size	RB Offset	Low	Mid	High	3GPP MPR (dB)
		Channel		20450	20525	20600	
		Frequence (MHz)		829	836.5	844	
10M	QPSK	1	0	22.83	22.73	22.58	0
		1	24	22.63	22.62	22.49	0
		1	49	22.68	22.54	22.44	0
		25	0	21.81	21.70	21.55	1
		25	12	21.74	21.62	21.50	1
		25	25	21.69	21.57	21.44	1
		50	0	21.77	21.62	21.47	1
10M	16QAM	1	0	21.75	21.54	21.45	1
		1	24	21.68	21.54	21.45	1
		1	49	21.71	21.49	21.42	1
		25	0	20.72	20.72	20.51	2
		25	12	20.69	20.64	20.46	2
		25	25	20.72	20.55	20.44	2
		50	0	20.77	20.61	20.41	2
10M	64QAM	1	0	20.81	20.70	20.47	2
		1	24	20.78	20.62	20.56	2
		1	49	20.68	20.71	20.45	2
		25	0	19.75	19.64	19.39	3
		25	12	19.67	19.56	19.49	3
		25	25	19.69	19.63	19.45	3
		50	0	19.75	19.72	19.51	3
10M	256QAM	1	0	17.77	17.60	17.43	5
		1	24	17.74	17.61	17.47	5
		1	49	17.71	17.61	17.47	5
		25	0	17.71	17.59	17.55	5
		25	12	17.73	17.59	17.43	5
		25	25	17.79	17.65	17.51	5
		50	0	17.71	17.68	17.39	5
BW	MCS Index	Channel		20425	20525	20625	3GPP MPR
		Frequence (MHz)		826.5	836.5	846.5	
5M	QPSK	1	0	22.75	22.71	22.51	0
		1	12	22.73	22.53	22.43	0
		1	24	22.66	22.54	22.42	0
		12	0	21.78	21.69	21.55	1
		12	6	21.71	21.64	21.52	1
		12	13	21.65	21.59	21.45	1
		25	0	21.72	21.62	21.46	1
5M	16QAM	1	0	21.73	21.55	21.52	1
		1	12	21.65	21.54	21.47	1
		1	24	21.75	21.65	21.55	1
		12	0	20.70	20.54	20.52	2
		12	6	20.76	20.70	20.48	2
		12	13	20.66	20.69	20.42	2
		25	0	20.79	20.65	20.47	2
5M	64QAM	1	0	20.73	20.61	20.53	2
		1	12	20.78	20.67	20.41	2
		1	24	20.81	20.62	20.42	2
		12	0	19.67	19.61	19.52	3
		12	6	19.71	19.70	19.48	3
		12	13	19.77	19.59	19.42	3
		25	0	19.71	19.69	19.41	3
5M	256QAM	1	0	17.76	17.56	17.49	5
		1	12	17.76	17.71	17.54	5
		1	24	17.70	17.69	17.49	5
		12	0	17.70	17.57	17.48	5
		12	6	17.70	17.65	17.50	5
		12	13	17.79	17.55	17.50	5
		25	0	17.72	17.70	17.47	5

LTE Conducted Power (Full)							
LTE Band 5							
BW	MCS Index	Channel		20415	20525	20635	3GPP MPR
		Frequence (MHz)		825.5	836.5	847.5	
3M	QPSK	1	0	22.74	22.67	22.46	0
		1	7	22.63	22.54	22.41	0
		1	14	22.63	22.57	22.38	0
		8	0	21.70	21.67	21.49	1
		8	3	21.69	21.65	21.44	1
		8	7	21.61	21.53	21.36	1
		15	0	21.63	21.63	21.42	1
3M	16QAM	1	0	21.65	21.59	21.46	1
		1	7	21.74	21.59	21.36	1
		1	14	21.67	21.59	21.47	1
		8	0	20.62	20.56	20.44	2
		8	3	20.59	20.66	20.38	2
		8	7	20.69	20.57	20.35	2
		15	0	20.65	20.63	20.42	2
3M	64QAM	1	0	20.62	20.58	20.34	2
		1	7	20.74	20.52	20.46	2
		1	14	20.74	20.53	20.43	2
		8	0	19.58	19.66	19.44	3
		8	3	19.64	19.69	19.45	3
		8	7	19.72	19.52	19.44	3
		15	0	19.74	19.57	19.45	3
3M	256QAM	1	0	17.57	17.61	17.40	5
		1	7	17.56	17.64	17.41	5
		1	14	17.72	17.56	17.47	5
		8	0	17.66	17.60	17.38	5
		8	3	17.63	17.69	17.44	5
		8	7	17.71	17.67	17.45	5
		15	0	17.64	17.54	17.37	5
BW	MCS Index	Channel		20407	20525	20643	3GPP MPR
		Frequence (MHz)		824.7	836.5	848.3	
1.4M	QPSK	1	0	22.70	22.61	22.41	0
		1	2	22.57	22.57	22.33	0
		1	5	22.56	22.47	22.31	0
		3	0	21.72	21.62	21.44	0
		3	1	21.68	21.56	21.35	0
		3	3	21.61	21.51	21.28	0
		6	0	21.64	21.57	21.34	1
1.4M	16QAM	1	0	21.68	21.50	21.33	1
		1	2	21.69	21.66	21.37	1
		1	5	21.72	21.54	21.27	1
		3	0	20.66	20.62	20.33	1
		3	1	20.70	20.66	20.29	1
		3	3	20.63	20.58	20.30	1
		6	0	20.63	20.53	20.32	2
1.4M	64QAM	1	0	20.59	20.54	20.44	2
		1	2	20.70	20.57	20.45	2
		1	5	20.56	20.55	20.30	2
		3	0	19.60	19.63	19.33	2
		3	1	19.55	19.59	19.33	2
		3	3	19.64	19.49	19.36	2
		6	0	19.55	19.63	19.33	3
1.4M	256QAM	1	0	17.72	17.53	17.30	5
		1	2	17.67	17.57	17.32	5
		1	5	17.69	17.65	17.34	5
		3	0	17.71	17.54	17.40	5
		3	1	17.55	17.50	17.42	5
		3	3	17.71	17.54	17.32	5
		6	0	17.72	17.59	17.45	5

LTE Conducted Power (Full)							
LTE Band 7							
BW	MCS Index	RB Size	RB Offset	Low	Mid	High	3GPP MPR (dB)
		Channel		20850	21100	21350	
		Frequence (MHz)		2510	2535	2560	
20M	QPSK	1	0	16.88	17.22	17.26	0
		1	50	16.69	17.08	17.13	0
		1	99	16.72	17.04	17.10	0
		50	0	15.83	16.20	16.22	1
		50	25	15.79	16.10	16.18	1
		50	50	15.71	16.07	16.09	1
		100	0	15.76	16.14	16.19	1
20M	16QAM	1	0	15.81	16.12	16.18	1
		1	50	15.81	16.16	16.18	1
		1	99	15.79	16.10	16.15	1
		50	0	14.78	15.12	15.24	2
		50	25	14.80	15.13	15.11	2
		50	50	14.85	15.15	15.13	2
		100	0	14.73	15.04	15.13	2
20M	64QAM	1	0	14.73	15.07	15.13	2
		1	50	14.84	15.04	15.10	2
		1	99	14.69	15.03	15.12	2
		50	0	13.81	14.12	14.23	3
		50	25	13.72	14.12	14.20	3
		50	50	13.72	14.07	14.16	3
		100	0	13.85	14.04	14.11	3
20M	256QAM	1	0	11.78	12.09	12.18	5
		1	50	11.79	12.17	12.07	5
		1	99	11.74	12.08	12.09	5
		50	0	11.86	12.14	12.12	5
		50	25	11.70	12.03	12.13	5
		50	50	11.72	12.06	12.07	5
		100	0	11.83	12.18	12.09	5
BW	MCS Index	Channel		20825	21100	21375	3GPP MPR
		Frequence (MHz)		2507.5	2535	2562.5	
15M	QPSK	1	0	16.84	17.15	17.21	0
		1	37	16.69	17.05	17.13	0
		1	74	16.77	17.02	17.10	0
		36	0	15.84	16.21	16.21	1
		36	19	15.82	16.10	16.20	1
		36	39	15.75	16.05	16.13	1
		75	0	15.76	16.16	16.17	1
15M	16QAM	1	0	15.74	16.13	16.19	1
		1	37	15.70	16.21	16.09	1
		1	74	15.72	16.04	16.21	1
		36	0	14.79	15.17	15.11	2
		36	19	14.74	15.06	15.17	2
		36	39	14.71	15.06	15.24	2
		75	0	14.82	15.15	15.15	2
15M	64QAM	1	0	14.74	15.21	15.19	2
		1	37	14.79	15.21	15.18	2
		1	74	14.83	15.18	15.13	2
		36	0	13.71	14.12	14.17	3
		36	19	13.71	14.04	14.07	3
		36	39	13.78	14.19	14.11	3
		75	0	13.85	14.16	14.20	3
15M	256QAM	1	0	11.80	12.07	12.12	5
		1	37	11.80	12.09	12.11	5
		1	74	11.82	12.03	12.14	5
		36	0	11.69	12.16	12.23	5
		36	19	11.73	12.18	12.09	5
		36	39	11.84	12.13	12.20	5
		75	0	11.71	12.14	12.18	5

LTE Conducted Power (Full)							
LTE Band 7							
BW	MCS Index	Channel		20800	21100	21400	3GPP MPR
		Frequence (MHz)		2505	2535	2565	
10M	QPSK	1	0	16.79	17.13	17.15	0
		1	24	16.65	17.04	17.03	0
		1	49	16.69	17.05	17.05	0
		25	0	15.83	16.11	16.19	1
		25	12	15.78	16.04	16.12	1
		25	25	15.70	15.98	16.07	1
		50	0	15.78	16.07	16.14	1
10M	16QAM	1	0	15.69	15.96	16.16	1
		1	24	15.83	16.00	16.15	1
		1	49	15.76	16.02	16.13	1
		25	0	14.74	15.02	15.15	2
		25	12	14.72	15.04	15.07	2
		25	25	14.71	15.14	15.09	2
		50	0	14.68	15.04	15.07	2
10M	64QAM	1	0	14.82	15.01	15.12	2
		1	24	14.72	14.96	15.14	2
		1	49	14.69	15.14	15.14	2
		25	0	13.65	14.04	14.09	3
		25	12	13.72	14.06	14.02	3
		25	25	13.76	14.08	14.03	3
		50	0	13.81	14.11	14.08	3
10M	256QAM	1	0	11.66	12.10	12.03	5
		1	24	11.72	11.99	12.06	5
		1	49	11.74	12.08	12.10	5
		25	0	11.78	11.98	12.08	5
		25	12	11.66	12.00	12.06	5
		25	25	11.76	11.98	12.10	5
		50	0	11.65	11.98	12.11	5
BW	MCS Index	Channel		20775	21100	21425	3GPP MPR
		Frequence (MHz)		2502.5	2535	2567.5	
5M	QPSK	1	0	16.72	17.07	17.12	0
		1	12	16.62	16.96	17.05	0
		1	24	16.60	16.93	17.00	0
		12	0	15.74	16.08	16.12	1
		12	6	15.72	16.06	16.09	1
		12	13	15.62	16.00	15.97	1
		25	0	15.70	16.06	16.04	1
5M	16QAM	1	0	15.68	16.02	16.01	1
		1	12	15.73	15.95	16.13	1
		1	24	15.63	16.04	16.14	1
		12	0	14.75	15.06	15.10	2
		12	6	14.65	15.01	15.11	2
		12	13	14.77	15.04	15.02	2
		25	0	14.73	14.98	15.01	2
5M	64QAM	1	0	14.71	15.10	14.96	2
		1	12	14.65	15.06	14.99	2
		1	24	14.70	14.98	15.10	2
		12	0	13.66	14.11	14.11	3
		12	6	13.75	14.08	14.14	3
		12	13	13.72	14.08	14.09	3
		25	0	13.63	14.10	14.10	3
5M	256QAM	1	0	11.62	11.94	12.10	5
		1	12	11.71	12.08	11.99	5
		1	24	11.70	12.08	12.06	5
		12	0	11.77	11.97	12.01	5
		12	6	11.74	12.08	11.98	5
		12	13	11.71	12.10	11.98	5
		25	0	11.69	11.95	12.01	5

LTE Conducted Power (Full)							
LTE Band 12							
BW	MCS Index	RB Size	RB Offset	Low	Mid	High	3GPP MPR (dB)
		Channel		23060	23095	23130	
		Frequence (MHz)		704	707.5	711	
10M	QPSK	1	0	22.95	22.84	22.72	0
		1	24	22.81	22.64	22.60	0
		1	49	22.83	22.69	22.59	0
		25	0	21.93	21.81	21.67	1
		25	12	21.83	21.74	21.63	1
		25	25	21.82	21.67	21.54	1
		50	0	21.89	21.72	21.63	1
10M	16QAM	1	0	21.91	21.72	21.62	1
		1	24	21.89	21.66	21.58	1
		1	49	21.82	21.69	21.63	1
		25	0	20.78	20.73	20.56	2
		25	12	20.89	20.73	20.54	2
		25	25	20.81	20.68	20.58	2
		50	0	20.76	20.82	20.64	2
10M	64QAM	1	0	20.77	20.75	20.71	2
		1	24	20.80	20.81	20.56	2
		1	49	20.87	20.68	20.53	2
		25	0	19.84	19.73	19.61	3
		25	12	19.91	19.75	19.53	3
		25	25	19.82	19.79	19.59	3
		50	0	19.86	19.71	19.58	3
10M	256QAM	1	0	17.82	17.78	17.66	5
		1	24	17.92	17.82	17.60	5
		1	49	17.80	17.65	17.62	5
		25	0	17.81	17.82	17.63	5
		25	12	17.81	17.82	17.54	5
		25	25	17.91	17.79	17.53	5
		50	0	17.82	17.71	17.71	5
BW	MCS Index	Channel		23035	23095	23155	3GPP MPR
		Frequence (MHz)		701.5	707.5	713.5	
5M	QPSK	1	0	22.94	22.77	22.71	0
		1	12	22.78	22.65	22.54	0
		1	24	22.81	22.67	22.57	0
		12	0	21.91	21.80	21.67	1
		12	6	21.83	21.73	21.63	1
		12	13	21.77	21.66	21.57	1
		25	0	21.87	21.73	21.62	1
5M	16QAM	1	0	21.86	21.66	21.53	1
		1	12	21.88	21.68	21.53	1
		1	24	21.80	21.73	21.71	1
		12	0	20.88	20.79	20.67	2
		12	6	20.79	20.68	20.66	2
		12	13	20.85	20.71	20.63	2
		25	0	20.84	20.77	20.71	2
5M	64QAM	1	0	20.85	20.83	20.67	2
		1	12	20.83	20.76	20.68	2
		1	24	20.84	20.74	20.54	2
		12	0	19.76	19.82	19.67	3
		12	6	19.79	19.78	19.68	3
		12	13	19.76	19.79	19.67	3
		25	0	19.81	19.78	19.61	3
5M	256QAM	1	0	17.82	17.71	17.67	5
		1	12	17.89	17.65	17.58	5
		1	24	17.84	17.83	17.70	5
		12	0	17.81	17.68	17.65	5
		12	6	17.77	17.74	17.55	5
		12	13	17.92	17.68	17.61	5
		25	0	17.93	17.78	17.67	5

LTE Conducted Power (Full)							
LTE Band 12							
BW	MCS Index	Channel		23025	23095	23165	3GPP MPR
		Frequence (MHz)		700.5	707.5	714.5	
3M	QPSK	1	0	22.89	22.71	22.63	0
		1	7	22.76	22.67	22.52	0
		1	14	22.80	22.65	22.52	0
		8	0	21.92	21.74	21.66	1
		8	3	21.87	21.70	21.61	1
		8	7	21.79	21.61	21.57	1
		15	0	21.85	21.71	21.59	1
3M	16QAM	1	0	21.76	21.65	21.59	1
		1	7	21.77	21.68	21.55	1
		1	14	21.76	21.67	21.69	1
		8	0	20.75	20.65	20.70	2
		8	3	20.90	20.73	20.52	2
		8	7	20.84	20.73	20.60	2
		15	0	20.76	20.69	20.52	2
3M	64QAM	1	0	20.80	20.62	20.62	2
		1	7	20.90	20.60	20.60	2
		1	14	20.89	20.63	20.69	2
		8	0	19.85	19.61	19.61	3
		8	3	19.80	19.66	19.66	3
		8	7	19.85	19.63	19.62	3
		15	0	19.91	19.75	19.55	3
3M	256QAM	1	0	17.76	17.66	17.69	5
		1	7	17.86	17.75	17.68	5
		1	14	17.90	17.72	17.69	5
		8	0	17.78	17.58	17.63	5
		8	3	17.85	17.64	17.63	5
		8	7	17.91	17.58	17.66	5
		15	0	17.84	17.72	17.65	5
BW	MCS Index	Channel		23017	23095	23173	3GPP MPR
		Frequence (MHz)		699.7	707.5	715.3	
1.4M	QPSK	1	0	22.87	22.68	22.61	0
		1	2	22.73	22.60	22.49	0
		1	5	22.72	22.60	22.46	0
		3	0	21.88	21.66	21.58	0
		3	1	21.78	21.60	21.55	0
		3	3	21.74	21.58	21.47	0
		6	0	21.79	21.65	21.57	1
1.4M	16QAM	1	0	21.88	21.54	21.45	1
		1	2	21.79	21.63	21.44	1
		1	5	21.73	21.60	21.55	1
		3	0	20.73	20.60	20.49	1
		3	1	20.80	20.65	20.53	1
		3	3	20.80	20.66	20.46	1
		6	0	20.84	20.56	20.47	2
1.4M	64QAM	1	0	20.74	20.68	20.59	2
		1	2	20.77	20.62	20.52	2
		1	5	20.83	20.57	20.52	2
		3	0	19.78	19.58	19.50	2
		3	1	19.77	19.63	19.59	2
		3	3	19.77	19.62	19.57	2
		6	0	19.72	19.65	19.59	3
1.4M	256QAM	1	0	17.87	17.60	17.60	5
		1	2	17.81	17.52	17.60	5
		1	5	17.75	17.67	17.61	5
		3	0	17.79	17.65	17.48	5
		3	1	17.87	17.52	17.61	5
		3	3	17.79	17.68	17.52	5
		6	0	17.87	17.57	17.48	5

LTE Conducted Power (Full)							
LTE Band 13							
BW	MCS Index	RB Size	RB Offset		Mid		3GPP MPR (dB)
		Channel			23230		
		Frequence (MHz)			782		
10M	QPSK	1	0		21.78		0
		1	24		21.65		0
		1	49		21.59		0
		25	0		20.76		1
		25	12		20.66		1
		25	25		20.63		1
		50	0		20.73		1
10M	16QAM	1	0		20.63		1
		1	24		20.65		1
		1	49		20.66		1
		25	0		19.67		2
		25	12		19.61		2
		25	25		19.64		2
		50	0		19.70		2
10M	64QAM	1	0		19.76		2
		1	24		19.74		2
		1	49		19.73		2
		25	0		18.63		3
		25	12		18.63		3
		25	25		18.67		3
		50	0		18.60		3
10M	256QAM	1	0		16.75		5
		1	24		16.61		5
		1	49		16.67		5
		25	0		16.66		5
		25	12		16.70		5
		25	25		16.76		5
		50	0		16.64		5
BW	MCS Index	Channel		23205	23230	23255	3GPP MPR
		Frequence (MHz)		779.5	782	784.5	
5M	QPSK	1	0	21.65	21.75	21.72	0
		1	12	21.56	21.67	21.63	0
		1	24	21.61	21.58	21.57	0
		12	0	20.67	20.75	20.70	1
		12	6	20.63	20.66	20.69	1
		12	13	20.54	20.60	20.59	1
		25	0	20.65	20.71	20.68	1
5M	16QAM	1	0	20.57	20.63	20.61	1
		1	12	20.68	20.71	20.67	1
		1	24	20.62	20.68	20.67	1
		12	0	19.53	19.71	19.72	2
		12	6	19.54	19.73	19.64	2
		12	13	19.71	19.64	19.65	2
		25	0	19.67	19.60	19.71	2
5M	64QAM	1	0	19.69	19.70	19.57	2
		1	12	19.66	19.71	19.57	2
		1	24	19.53	19.59	19.60	2
		12	0	18.62	18.63	18.67	3
		12	6	18.70	18.71	18.67	3
		12	13	18.70	18.61	18.61	3
		25	0	18.64	18.67	18.62	3
5M	256QAM	1	0	16.58	16.69	16.60	5
		1	12	16.60	16.72	16.69	5
		1	24	16.56	16.66	16.69	5
		12	0	16.61	16.66	16.57	5
		12	6	16.55	16.64	16.68	5
		12	13	16.58	16.73	16.69	5
		25	0	16.63	16.60	16.66	5

LTE Conducted Power (Full)							
LTE Band 14							
BW	MCS Index	RB Size	RB Offset		Mid		3GPP MPR (dB)
		Channel			23330		
		Frequence (MHz)			793		
10M	QPSK	1	0		22.45		0
		1	24		22.36		0
		1	49		22.31		0
		25	0		21.44		1
		25	12		21.37		1
		25	25		21.27		1
		50	0		21.40		1
10M	16QAM	1	0		21.27		1
		1	24		21.31		1
		1	49		21.26		1
		25	0		20.27		2
		25	12		20.26		2
		25	25		20.31		2
		50	0		20.36		2
10M	64QAM	1	0		20.42		2
		1	24		20.32		2
		1	49		20.27		2
		25	0		19.42		3
		25	12		19.41		3
		25	25		19.36		3
		50	0		19.29		3
10M	256QAM	1	0		17.34		5
		1	24		17.33		5
		1	49		17.39		5
		25	0		17.38		5
		25	12		17.27		5
		25	25		17.29		5
		50	0		17.38		5
BW	MCS Index	Channel		23305	23330	23355	3GPP MPR
		Frequence (MHz)		790.5	793	795.5	
5M	QPSK	1	0	22.37	22.41	22.38	0
		1	12	22.29	22.34	22.32	0
		1	24	22.21	22.32	22.25	0
		12	0	21.33	21.43	21.36	1
		12	6	21.27	21.36	21.30	1
		12	13	21.24	21.32	21.23	1
		25	0	21.30	21.39	21.35	1
5M	16QAM	1	0	21.25	21.32	21.25	1
		1	12	21.32	21.42	21.24	1
		1	24	21.20	21.43	21.33	1
		12	0	20.23	20.26	20.31	2
		12	6	20.20	20.41	20.35	2
		12	13	20.20	20.31	20.32	2
		25	0	20.30	20.28	20.27	2
5M	64QAM	1	0	20.25	20.42	20.37	2
		1	12	20.21	20.31	20.33	2
		1	24	20.29	20.34	20.40	2
		12	0	19.23	19.41	19.22	3
		12	6	19.20	19.39	19.28	3
		12	13	19.32	19.33	19.34	3
		25	0	19.35	19.34	19.27	3
5M	256QAM	1	0	17.23	17.30	17.34	5
		1	12	17.31	17.35	17.26	5
		1	24	17.22	17.42	17.35	5
		12	0	17.32	17.29	17.38	5
		12	6	17.34	17.34	17.36	5
		12	13	17.34	17.29	17.22	5
		25	0	17.26	17.32	17.35	5

LTE Conducted Power (Full)							
LTE Band 17							
BW	MCS Index	RB Size	RB Offset	Low	Mid	High	3GPP MPR (dB)
		Channel		23780	23790	23800	
		Frequence (MHz)		709	710	711	
10M	QPSK	1	0	23.14	23.21	23.13	0
		1	24	22.97	23.12	22.97	0
		1	49	22.99	23.02	23.01	0
		25	0	22.11	22.19	22.09	1
		25	12	22.05	22.10	22.07	1
		25	25	22.00	22.08	21.98	1
		50	0	22.07	22.10	22.05	1
10M	16QAM	1	0	22.05	22.15	22.04	1
		1	24	22.12	22.18	21.96	1
		1	49	22.03	22.15	22.00	1
		25	0	20.97	21.04	21.04	2
		25	12	21.03	21.14	20.97	2
		25	25	21.05	21.13	20.94	2
		50	0	20.98	21.02	21.04	2
10M	64QAM	1	0	21.12	21.17	20.94	2
		1	24	20.98	21.13	21.11	2
		1	49	21.10	21.05	21.00	2
		25	0	20.03	20.15	19.97	3
		25	12	19.97	20.16	19.94	3
		25	25	19.96	20.09	19.97	3
		50	0	20.02	20.15	20.04	3
10M	256QAM	1	0	18.06	18.04	17.97	5
		1	24	18.01	18.02	18.11	5
		1	49	18.09	18.04	17.95	5
		25	0	18.03	18.17	18.01	5
		25	12	17.99	18.02	17.94	5
		25	25	18.08	18.13	18.04	5
		50	0	18.11	18.18	18.03	5
BW	MCS Index	Channel		23755	23790	23825	3GPP MPR
		Frequence (MHz)		706.5	710	713.5	
5M	QPSK	1	0	23.13	23.18	23.12	0
		1	12	23.04	23.06	23.01	0
		1	24	22.98	23.11	22.96	0
		12	0	22.10	22.18	22.10	1
		12	6	22.08	22.14	22.01	1
		12	13	21.99	22.04	21.99	1
		25	0	22.08	22.09	22.06	1
5M	16QAM	1	0	22.11	22.20	22.00	1
		1	12	21.96	22.05	22.07	1
		1	24	22.03	22.05	21.97	1
		12	0	20.99	21.04	21.09	2
		12	6	21.07	21.13	21.10	2
		12	13	21.02	21.03	21.03	2
		25	0	21.04	21.08	21.11	2
5M	64QAM	1	0	21.08	21.16	21.09	2
		1	12	20.96	21.05	20.96	2
		1	24	21.00	21.05	20.95	2
		12	0	20.09	20.07	20.07	3
		12	6	20.11	20.03	19.94	3
		12	13	20.03	20.18	20.11	3
		25	0	20.08	20.20	19.94	3
5M	256QAM	1	0	18.10	18.04	18.02	5
		1	12	18.02	18.18	17.96	5
		1	24	18.03	18.06	18.07	5
		12	0	18.10	18.09	18.05	5
		12	6	17.98	18.19	18.07	5
		12	13	18.05	18.18	18.04	5
		25	0	18.08	18.18	18.05	5

LTE Conducted Power (Full)							
LTE Band 25							
BW	MCS Index	RB Size	RB Offset	Low	Mid	High	3GPP MPR (dB)
		Channel		26140	26365	26590	
		Frequence (MHz)		1860	1882.5	1905	
20M	QPSK	1	0	19.35	19.38	19.14	0
		1	50	19.18	19.26	19.01	0
		1	99	19.18	19.23	19.01	0
		50	0	18.33	18.36	18.11	1
		50	25	18.23	18.27	18.05	1
		50	50	18.22	18.20	18.00	1
		100	0	18.28	18.29	18.08	1
20M	16QAM	1	0	18.16	18.34	18.05	1
		1	50	18.28	18.34	17.97	1
		1	99	18.24	18.23	17.98	1
		50	0	17.18	17.24	17.03	2
		50	25	17.29	17.30	17.06	2
		50	50	17.28	17.23	16.96	2
		100	0	17.26	17.30	17.09	2
20M	64QAM	1	0	17.24	17.37	16.99	2
		1	50	17.27	17.35	17.04	2
		1	99	17.17	17.27	16.98	2
		50	0	16.28	16.36	15.95	3
		50	25	16.20	16.30	15.96	3
		50	50	16.19	16.22	16.00	3
		100	0	16.29	16.25	16.08	3
20M	256QAM	1	0	14.32	14.33	13.97	5
		1	50	14.21	14.20	14.02	5
		1	99	14.16	14.19	13.96	5
		50	0	14.21	14.21	14.11	5
		50	25	14.30	14.28	13.96	5
		50	50	14.20	14.25	14.00	5
		100	0	14.17	14.22	14.00	5
BW	MCS Index	Channel		26115	26365	26615	3GPP MPR
		Frequence (MHz)		1857.5	1882.5	1907.5	
15M	QPSK	1	0	19.29	19.30	19.10	0
		1	37	19.15	19.28	18.96	0
		1	74	19.25	19.25	18.98	0
		36	0	18.33	18.35	18.11	1
		36	19	18.29	18.26	18.04	1
		36	39	18.18	18.22	17.96	1
		75	0	18.23	18.28	18.03	1
15M	16QAM	1	0	18.20	18.19	17.96	1
		1	37	18.30	18.32	18.07	1
		1	74	18.32	18.21	17.95	1
		36	0	17.34	17.29	17.05	2
		36	19	17.30	17.29	17.09	2
		36	39	17.34	17.26	17.13	2
		75	0	17.21	17.36	17.07	2
15M	64QAM	1	0	17.16	17.27	16.95	2
		1	37	17.32	17.37	17.03	2
		1	74	17.24	17.31	17.10	2
		36	0	16.26	16.22	15.97	3
		36	19	16.30	16.22	16.08	3
		36	39	16.24	16.22	16.05	3
		75	0	16.30	16.27	16.00	3
15M	256QAM	1	0	14.27	14.36	14.12	5
		1	37	14.21	14.21	14.07	5
		1	74	14.26	14.30	14.09	5
		36	0	14.31	14.20	14.06	5
		36	19	14.19	14.33	13.99	5
		36	39	14.16	14.28	14.03	5
		75	0	14.23	14.20	13.95	5

LTE Conducted Power (Full)							
LTE Band 25							
BW	MCS Index	Channel		26090	26365	26640	3GPP MPR
		Frequence (MHz)		1855	1882.5	1910	
10M	QPSK	1	0	19.27	19.25	19.05	0
		1	24	19.14	19.14	18.94	0
		1	49	19.09	19.13	18.92	0
		25	0	18.27	18.25	18.08	1
		25	12	18.20	18.18	17.99	1
		25	25	18.11	18.13	17.96	1
		50	0	18.19	18.19	18.00	1
10M	16QAM	1	0	18.16	18.21	18.04	1
		1	24	18.18	18.19	18.05	1
		1	49	18.23	18.22	17.97	1
		25	0	17.27	17.24	17.00	2
		25	12	17.17	17.27	17.08	2
		25	25	17.26	17.19	17.01	2
		50	0	17.12	17.27	17.08	2
10M	64QAM	1	0	17.11	17.14	16.92	2
		1	24	17.11	17.19	17.05	2
		1	49	17.28	17.26	17.01	2
		25	0	16.13	16.28	16.08	3
		25	12	16.12	16.16	16.04	3
		25	25	16.19	16.27	16.06	3
		50	0	16.25	16.17	15.93	3
10M	256QAM	1	0	14.20	14.25	13.98	5
		1	24	14.28	14.24	14.07	5
		1	49	14.17	14.11	14.04	5
		25	0	14.13	14.28	13.95	5
		25	12	14.25	14.16	14.07	5
		25	25	14.13	14.13	13.94	5
		50	0	14.16	14.18	13.95	5
BW	MCS Index	Channel		26065	26365	26665	3GPP MPR
		Frequence (MHz)		1852.5	1882.5	1912.5	
5M	QPSK	1	0	19.26	19.23	19.03	0
		1	12	19.15	19.11	18.91	0
		1	24	19.15	19.07	18.86	0
		12	0	18.25	18.24	18.01	1
		12	6	18.20	18.18	17.94	1
		12	13	18.10	18.11	17.87	1
		25	0	18.15	18.17	17.99	1
5M	16QAM	1	0	18.17	18.18	17.88	1
		1	12	18.23	18.13	18.01	1
		1	24	18.11	18.06	17.95	1
		12	0	17.15	17.21	16.94	2
		12	6	17.10	17.08	16.97	2
		12	13	17.17	17.08	16.88	2
		25	0	17.17	17.16	17.00	2
5M	64QAM	1	0	17.13	17.23	16.94	2
		1	12	17.18	17.23	17.04	2
		1	24	17.26	17.07	16.93	2
		12	0	16.08	16.13	15.99	3
		12	6	16.23	16.14	16.04	3
		12	13	16.18	16.24	15.94	3
		25	0	16.17	16.15	15.99	3
5M	256QAM	1	0	14.17	14.06	13.89	5
		1	12	14.20	14.18	13.92	5
		1	24	14.22	14.17	14.02	5
		12	0	14.18	14.07	13.94	5
		12	6	14.15	14.12	13.93	5
		12	13	14.22	14.07	13.99	5
		25	0	14.09	14.18	13.99	5

LTE Conducted Power (Full)							
LTE Band 25							
BW	MCS Index	Channel		26055	26365	26675	3GPP MPR
		Frequence (MHz)		1851.5	1882.5	1913.5	
3M	QPSK	1	0	19.20	19.21	19.03	0
		1	7	19.06	19.04	18.92	0
		1	14	19.12	19.07	18.90	0
		8	0	18.22	18.18	18.02	1
		8	3	18.14	18.12	17.94	1
		8	7	18.13	18.07	17.85	1
		15	0	18.18	18.17	17.95	1
3M	16QAM	1	0	18.07	18.16	17.93	1
		1	7	18.12	18.19	18.02	1
		1	14	18.15	18.11	17.93	1
		8	0	17.24	17.15	17.00	2
		8	3	17.11	17.20	16.90	2
		8	7	17.13	17.07	16.96	2
		15	0	17.15	17.13	16.88	2
3M	64QAM	1	0	17.16	17.06	17.02	2
		1	7	17.12	17.20	16.96	2
		1	14	17.17	17.13	16.85	2
		8	0	16.24	16.09	15.90	3
		8	3	16.15	16.20	16.01	3
		8	7	16.24	16.08	15.89	3
		15	0	16.22	16.19	15.84	3
3M	256QAM	1	0	14.24	14.09	14.00	5
		1	7	14.19	14.06	13.88	5
		1	14	14.07	14.05	13.94	5
		8	0	14.19	14.10	13.99	5
		8	3	14.08	14.16	13.90	5
		8	7	14.07	14.06	13.93	5
		15	0	14.21	14.08	13.95	5
BW	MCS Index	Channel		26047	26365	26683	3GPP MPR
		Frequence (MHz)		1850.7	1882.5	1914.3	
1.4M	QPSK	1	0	19.15	19.14	18.98	0
		1	2	19.06	19.05	18.90	0
		1	5	19.04	19.06	18.89	0
		3	0	18.16	18.16	18.02	0
		3	1	18.14	18.12	17.97	0
		3	3	18.02	18.05	17.86	0
		6	0	18.10	18.09	17.91	1
1.4M	16QAM	1	0	18.16	18.09	17.95	1
		1	2	18.15	18.17	17.87	1
		1	5	18.07	18.06	17.95	1
		3	0	17.16	17.05	16.96	1
		3	1	17.08	17.16	16.96	1
		3	3	17.16	17.15	16.96	1
		6	0	17.13	17.12	16.96	2
1.4M	64QAM	1	0	17.07	17.14	16.87	2
		1	2	17.01	17.02	16.98	2
		1	5	17.06	17.15	16.96	2
		3	0	16.02	16.07	15.85	2
		3	1	16.11	16.12	16.00	2
		3	3	16.14	16.09	15.85	2
		6	0	16.11	16.13	15.87	3
1.4M	256QAM	1	0	14.04	14.19	13.96	5
		1	2	14.19	14.16	13.94	5
		1	5	14.11	14.10	13.98	5
		3	0	14.17	14.07	13.84	5
		3	1	14.15	14.07	13.91	5
		3	3	14.14	14.16	13.87	5
		6	0	14.13	14.13	13.96	5

LTE Conducted Power (Full)								
LTE Band 26								
BW	MCS Index	RB Size	RB Offset	Low	Mid	Mid	High	3GPP MPR (dB)
		Channel		26765	26865	26915	26965	
		Frequence (MHz)		821.5	831.5	836.5	841.5	
15M	QPSK	1	0	22.19	22.40	22.39	22.43	0
		1	37	22.06	22.23	22.16	22.31	0
		1	74	22.06	22.23	22.19	22.28	0
		36	0	21.16	21.38	21.29	21.41	1
		36	19	21.10	21.28	21.19	21.32	1
		36	39	21.05	21.27	21.26	21.25	1
		75	0	21.13	21.33	21.26	21.38	1
15M	16QAM	1	0	21.10	21.21	21.13	21.39	1
		1	37	21.02	21.33	21.32	21.39	1
		1	74	21.03	21.29	21.27	21.28	1
		36	0	20.08	20.23	20.13	20.29	2
		36	19	20.11	20.34	20.33	20.35	2
		36	39	20.01	20.33	20.28	20.28	2
		75	0	20.14	20.31	20.22	20.35	2
15M	64QAM	1	0	20.04	20.29	20.26	20.42	2
		1	37	20.09	20.32	20.27	20.40	2
		1	74	20.03	20.22	20.20	20.32	2
		36	0	19.00	19.33	19.24	19.41	3
		36	19	19.01	19.25	19.25	19.35	3
		36	39	19.05	19.24	19.23	19.27	3
		75	0	19.13	19.34	19.33	19.30	3
15M	256QAM	1	0	17.02	17.37	17.36	17.38	5
		1	37	17.07	17.26	17.25	17.25	5
		1	74	17.01	17.21	17.21	17.24	5
		36	0	17.16	17.26	17.17	17.26	5
		36	19	17.01	17.35	17.26	17.33	5
		36	39	17.05	17.25	17.15	17.30	5
		75	0	17.05	17.22	17.18	17.27	5
BW	MCS Index	Channel		26740	26865	26915	26990	3GPP MPR
		Frequence (MHz)		819	831.5	836.5	844	
10M	QPSK	1	0	22.15	22.34	22.39	22.35	0
		1	24	22.01	22.20	22.14	22.33	0
		1	49	22.03	22.30	22.11	22.30	0
		25	0	21.16	21.38	21.23	21.41	1
		25	12	21.09	21.34	21.12	21.31	1
		25	25	21.01	21.23	21.20	21.27	1
		50	0	21.08	21.28	21.24	21.37	1
10M	16QAM	1	0	21.01	21.25	21.04	21.24	1
		1	24	21.12	21.35	21.27	21.37	1
		1	49	21.00	21.37	21.21	21.26	1
		25	0	20.10	20.39	20.05	20.34	2
		25	12	20.14	20.35	20.27	20.34	2
		25	25	20.18	20.39	20.24	20.31	2
		50	0	20.12	20.26	20.16	20.41	2
10M	64QAM	1	0	20.00	20.21	20.22	20.32	2
		1	24	20.08	20.37	20.26	20.42	2
		1	49	20.15	20.29	20.13	20.36	2
		25	0	19.02	19.31	19.22	19.27	3
		25	12	19.13	19.35	19.23	19.27	3
		25	25	19.10	19.29	19.20	19.27	3
		50	0	19.05	19.35	19.29	19.32	3
10M	256QAM	1	0	17.17	17.32	17.26	17.41	5
		1	24	17.12	17.26	17.20	17.26	5
		1	49	17.14	17.31	17.12	17.35	5
		25	0	17.11	17.36	17.17	17.25	5
		25	12	17.04	17.24	17.18	17.38	5
		25	25	17.08	17.21	17.09	17.33	5
		50	0	17.00	17.28	17.17	17.25	5

LTE Conducted Power (Full)								
LTE Band 26								
BW	MCS Index	Channel		26715	26865	26915	27015	3GPP MPR
		Frequence (MHz)		816.5	831.5	836.5	846.5	
5M	QPSK	1	0	22.10	22.32	22.38	22.30	0
		1	12	21.99	22.19	22.13	22.19	0
		1	24	21.97	22.14	22.04	22.18	0
		12	0	21.13	21.32	21.23	21.30	1
		12	6	21.04	21.25	21.04	21.23	1
		12	13	21.01	21.16	21.14	21.18	1
		25	0	21.05	21.24	21.14	21.24	1
5M	16QAM	1	0	21.09	21.21	20.95	21.26	1
		1	12	21.10	21.23	21.20	21.24	1
		1	24	21.02	21.28	21.16	21.27	1
		12	0	20.05	20.32	20.02	20.29	2
		12	6	20.13	20.22	20.24	20.32	2
		12	13	20.06	20.31	20.14	20.24	2
		25	0	20.13	20.17	20.10	20.32	2
5M	64QAM	1	0	19.97	20.16	20.22	20.19	2
		1	12	20.10	20.16	20.16	20.24	2
		1	24	20.06	20.33	20.08	20.31	2
		12	0	19.13	19.18	19.12	19.33	3
		12	6	19.09	19.17	19.16	19.21	3
		12	13	19.11	19.24	19.13	19.32	3
		25	0	18.98	19.30	19.25	19.22	3
5M	256QAM	1	0	17.03	17.25	17.26	17.30	5
		1	12	17.12	17.33	17.14	17.29	5
		1	24	17.09	17.22	17.03	17.16	5
		12	0	17.00	17.18	17.11	17.33	5
		12	6	17.12	17.30	17.08	17.21	5
		12	13	16.99	17.18	17.01	17.18	5
		25	0	17.00	17.21	17.16	17.23	5
BW	MCS Index	Channel		26705	26865	26915	27025	3GPP MPR
		Frequence (MHz)		815.5	831.5	836.5	847.5	
3M	QPSK	1	0	22.08	22.31	22.30	22.28	0
		1	7	21.96	22.20	22.12	22.16	0
		1	14	21.91	22.20	21.98	22.12	0
		8	0	21.06	21.30	21.20	21.29	1
		8	3	20.99	21.25	20.97	21.23	1
		8	7	20.92	21.15	21.08	21.16	1
		15	0	21.04	21.20	21.05	21.22	1
3M	16QAM	1	0	20.93	21.22	20.90	21.23	1
		1	7	21.06	21.28	21.20	21.18	1
		1	14	21.00	21.16	21.11	21.11	1
		8	0	19.99	20.20	19.99	20.26	2
		8	3	20.02	20.15	20.14	20.13	2
		8	7	19.93	20.22	20.13	20.13	2
		15	0	20.05	20.22	20.01	20.21	2
3M	64QAM	1	0	19.99	20.18	20.20	20.28	2
		1	7	20.09	20.23	20.09	20.28	2
		1	14	19.98	20.31	20.01	20.12	2
		8	0	19.04	19.13	19.09	19.18	3
		8	3	19.09	19.28	19.15	19.19	3
		8	7	18.99	19.23	19.12	19.29	3
		15	0	19.04	19.22	19.18	19.20	3
3M	256QAM	1	0	16.94	17.22	17.24	17.11	5
		1	7	16.97	17.25	17.12	17.23	5
		1	14	17.07	17.27	17.03	17.22	5
		8	0	16.99	17.23	17.07	17.12	5
		8	3	16.98	17.20	17.00	17.17	5
		8	7	17.04	17.27	17.01	17.12	5
		15	0	17.04	17.14	17.14	17.23	5

LTE Conducted Power (Full)								
LTE Band 26								
BW	MCS Index	Channel		26697	26865	26915	27033	3GPP MPR
		Frequence (MHz)		814.7	831.5	836.5	848.3	
1.4M	QPSK	1	0	22.08	22.25	22.29	22.26	0
		1	2	21.97	22.11	22.11	22.09	0
		1	5	21.95	22.17	21.93	22.12	0
		3	0	22.05	22.16	21.69	22.23	0
		3	1	21.89	22.09	21.42	22.05	0
		3	3	21.89	22.17	21.48	22.05	0
		6	0	21.00	21.23	21.00	21.22	1
1.4M	16QAM	1	0	20.98	21.12	20.81	21.21	1
		1	2	21.07	21.17	21.10	21.24	1
		1	5	20.98	21.20	21.09	21.16	1
		3	0	20.55	20.59	20.96	20.50	1
		3	1	20.52	20.56	21.06	20.45	1
		3	3	20.46	20.58	21.04	20.52	1
		6	0	19.93	20.20	20.00	20.18	2
1.4M	64QAM	1	0	20.07	20.21	20.11	20.11	2
		1	2	20.01	20.17	20.04	20.25	2
		1	5	19.90	20.22	19.96	20.18	2
		3	0	19.47	19.49	20.03	19.64	2
		3	1	19.46	19.50	20.13	19.55	2
		3	3	19.45	19.49	20.09	19.53	2
		6	0	18.89	19.27	19.12	19.24	3
1.4M	256QAM	1	0	17.05	17.29	17.14	17.14	5
		1	2	16.93	17.24	17.05	17.11	5
		1	5	16.99	17.12	17.02	17.10	5
		3	0	17.04	17.24	17.07	17.15	5
		3	1	16.95	17.13	16.97	17.21	5
		3	3	16.98	17.12	16.96	17.11	5
		6	0	17.00	17.26	17.11	17.13	5

LTE Conducted Power (Full)							
LTE Band 38							
BW	MCS Index	RB Size	RB Offset	Low	Mid	High	3GPP MPR (dB)
		Channel		37850	38000	38150	
		Frequence (MHz)		2580	2595	2610	
20M	QPSK	1	0	19.43	19.36	19.19	0
		1	50	19.32	19.23	19.03	0
		1	99	19.24	19.23	18.99	0
		50	0	18.45	18.32	18.16	1
		50	25	18.31	18.24	18.08	1
		50	50	18.29	18.21	18.06	1
		100	0	18.35	18.25	18.08	1
20M	16QAM	1	0	18.39	18.26	18.13	1
		1	50	18.37	18.19	18.03	1
		1	99	18.27	18.18	18.06	1
		50	0	17.37	17.34	17.00	2
		50	25	17.40	17.33	17.01	2
		50	50	17.35	17.18	17.03	2
		100	0	17.36	17.26	17.08	2
20M	64QAM	1	0	17.37	17.33	17.17	2
		1	50	17.36	17.31	17.16	2
		1	99	17.26	17.20	17.14	2
		50	0	16.24	16.19	16.12	3
		50	25	16.35	16.25	16.16	3
		50	50	16.33	16.27	16.00	3
		100	0	16.26	16.31	16.14	3
20M	256QAM	1	0	14.32	14.27	14.13	5
		1	50	14.34	14.24	14.12	5
		1	99	14.32	14.25	14.13	5
		50	0	14.40	14.33	14.05	5
		50	25	14.34	14.18	14.01	5
		50	50	14.34	14.18	14.12	5
		100	0	14.36	14.33	14.15	5
BW	MCS Index	Channel		37825	38000	38175	3GPP MPR
		Frequence (MHz)		2577.5	2595	2612.5	
15M	QPSK	1	0	19.40	19.35	19.16	0
		1	37	19.30	19.19	19.02	0
		1	74	19.24	19.24	19.03	0
		36	0	18.41	18.35	18.14	1
		36	19	18.35	18.27	18.10	1
		36	39	18.27	18.21	18.05	1
		75	0	18.34	18.27	18.12	1
15M	16QAM	1	0	18.30	18.35	18.13	1
		1	37	18.31	18.24	18.16	1
		1	74	18.30	18.23	18.17	1
		36	0	17.29	17.17	17.18	2
		36	19	17.31	17.30	17.15	2
		36	39	17.28	17.24	17.00	2
		75	0	17.28	17.31	17.16	2
15M	64QAM	1	0	17.38	17.27	17.09	2
		1	37	17.38	17.18	17.09	2
		1	74	17.32	17.35	17.16	2
		36	0	16.36	16.19	16.11	3
		36	19	16.26	16.28	16.14	3
		36	39	16.30	16.26	16.16	3
		75	0	16.30	16.25	16.06	3
15M	256QAM	1	0	14.33	14.30	14.00	5
		1	37	14.25	14.22	14.00	5
		1	74	14.38	14.23	14.11	5
		36	0	14.38	14.19	14.08	5
		36	19	14.27	14.26	14.10	5
		36	39	14.38	14.32	14.15	5
		75	0	14.34	14.20	14.09	5
BW	MCS Index	Channel		37800	38000	38200	3GPP MPR
		Frequence (MHz)		2575	2595	2615	
10M	QPSK	1	0	19.35	19.29	19.13	0
		1	24	19.20	19.18	19.02	0
		1	49	19.26	19.19	19.05	0
		25	0	18.38	18.32	18.11	1
		25	12	18.32	18.27	18.06	1
		25	25	18.23	18.20	18.00	1
		50	0	18.30	18.23	18.09	1
		1	0	18.23	18.20	18.13	1

LTE Conducted Power (Full)							
LTE Band 38							
10M	16QAM	1	24	18.24	18.31	17.98	1
		1	49	18.35	18.18	18.05	1
		25	0	17.21	17.19	16.98	2
		25	12	17.31	17.26	17.08	2
		25	25	17.30	17.23	17.00	2
		50	0	17.29	17.34	16.99	2
10M	64QAM	1	0	17.22	17.18	17.13	2
		1	24	17.33	17.31	17.11	2
		1	49	17.24	17.20	17.12	2
		25	0	16.25	16.18	16.11	3
		25	12	16.30	16.23	16.02	3
		25	25	16.32	16.30	16.13	3
		50	0	16.29	16.34	15.97	3
10M	256QAM	1	0	14.25	14.16	14.09	5
		1	24	14.27	14.26	14.13	5
		1	49	14.25	14.27	13.98	5
		25	0	14.33	14.24	14.11	5
		25	12	14.24	14.26	14.06	5
		25	25	14.26	14.30	14.05	5
		50	0	14.27	14.28	14.01	5
BW	MCS Index	Channel		37775	38000	38225	3GPP MPR
		Frequence (MHz)		2572.5	2595	2617.5	
5M	QPSK	1	0	19.34	19.28	19.06	0
		1	12	19.24	19.19	18.99	0
		1	24	19.23	19.17	19.02	0
		12	0	18.33	18.26	18.09	1
		12	6	18.23	18.18	18.05	1
		12	13	18.17	18.14	17.95	1
		25	0	18.29	18.21	18.04	1
5M	16QAM	1	0	18.19	18.19	18.12	1
		1	12	18.32	18.28	18.00	1
		1	24	18.24	18.12	18.12	1
		12	0	17.21	17.12	17.09	2
		12	6	17.30	17.24	16.94	2
		12	13	17.34	17.10	17.05	2
		25	0	17.16	17.12	17.03	2
5M	64QAM	1	0	17.21	17.11	17.04	2
		1	12	17.28	17.12	17.11	2
		1	24	17.31	17.21	17.01	2
		12	0	16.26	16.15	16.09	3
		12	6	16.16	16.14	16.03	3
		12	13	16.25	16.25	16.07	3
		25	0	16.27	16.11	16.00	3
5M	256QAM	1	0	14.16	14.21	14.06	5
		1	12	14.25	14.17	14.06	5
		1	24	14.27	14.13	14.01	5
		12	0	14.23	14.22	14.09	5
		12	6	14.30	14.24	14.07	5
		12	13	14.30	14.28	14.07	5
		25	0	14.22	14.13	14.06	5

LTE Conducted Power (Full)									
LTE Band 41									
BW	MCS Index	RB Size	RB Offset	Low	Mid	Mid	Mid	High	3GPP MPR (dB)
		Channel		39750	40185	40620	41055	41490	
		Frequence (MHz)		2506	2549.5	2593	2636.5	2680	
20M	QPSK	1	0	19.82	19.97	19.93	19.92	19.84	0
		1	50	19.73	19.81	19.81	19.74	19.71	0
		1	99	19.68	19.87	19.82	19.72	19.65	0
		50	0	18.78	18.96	18.88	18.87	18.83	1
		50	25	18.68	18.90	18.85	18.82	18.77	1
		50	50	18.67	18.84	18.79	18.78	18.71	1
		100	0	18.73	18.92	18.84	18.84	18.74	1
20M	16QAM	1	0	18.67	18.85	18.82	18.75	18.78	1
		1	50	18.64	18.81	18.80	18.77	18.76	1
		1	99	18.61	18.88	18.88	18.80	18.65	1
		50	0	17.78	17.80	17.81	17.85	17.79	2
		50	25	17.66	17.85	17.84	17.74	17.81	2
		50	50	17.76	17.92	17.90	17.88	17.79	2
		100	0	17.75	17.87	17.75	17.79	17.72	2
20M	64QAM	1	0	17.64	17.82	17.90	17.89	17.72	2
		1	50	17.74	17.80	17.87	17.76	17.77	2
		1	99	17.70	17.81	17.83	17.84	17.78	2
		50	0	16.66	16.94	16.89	16.91	16.74	3
		50	25	16.78	16.96	16.82	16.79	16.71	3
		50	50	16.64	16.84	16.90	16.75	16.70	3
		100	0	16.76	16.80	16.85	16.82	16.75	3
20M	256QAM	1	0	14.74	14.78	14.75	14.83	14.65	5
		1	50	14.70	14.92	14.87	14.83	14.75	5
		1	99	14.61	14.90	14.82	14.75	14.77	5
		50	0	14.69	14.96	14.82	14.82	14.68	5
		50	25	14.77	14.88	14.74	14.77	14.68	5
		50	50	14.67	14.85	14.90	14.80	14.76	5
		100	0	14.71	14.87	14.87	14.78	14.79	5
BW	MCS Index	Channel		39725	40173	40620	41068	41515	3GPP MPR
		Frequence (MHz)		2503.5	2548.3	2593	2637.8	2682.5	
15M	QPSK	1	0	19.76	19.96	19.87	19.90	19.77	0
		1	37	19.69	19.78	19.81	19.73	19.73	0
		1	74	19.60	19.85	19.73	19.78	19.71	0
		36	0	18.75	18.95	18.91	18.87	18.81	1
		36	19	18.69	18.88	18.85	18.81	18.74	1
		36	39	18.64	18.82	18.79	18.79	18.66	1
		75	0	18.69	18.91	18.85	18.80	18.72	1
15M	16QAM	1	0	18.70	18.95	18.75	18.77	18.81	1
		1	37	18.67	18.86	18.75	18.91	18.76	1
		1	74	18.64	18.91	18.91	18.74	18.66	1
		36	0	17.73	17.96	17.74	17.73	17.65	2
		36	19	17.64	17.87	17.89	17.91	17.79	2
		36	39	17.75	17.81	17.90	17.88	17.83	2
		75	0	17.78	17.86	17.78	17.73	17.81	2
15M	64QAM	1	0	17.64	17.95	17.81	17.88	17.65	2
		1	37	17.74	17.87	17.75	17.74	17.68	2
		1	74	17.64	17.84	17.90	17.73	17.71	2
		36	0	16.65	16.84	16.89	16.79	16.73	3
		36	19	16.68	16.84	16.75	16.91	16.75	3
		36	39	16.63	16.90	16.86	16.85	16.78	3
		75	0	16.78	16.80	16.82	16.86	16.77	3
15M	256QAM	1	0	14.74	14.90	14.83	14.89	14.66	5
		1	37	14.78	14.87	14.80	14.75	14.65	5
		1	74	14.66	14.83	14.81	14.86	14.75	5
		36	0	14.76	14.94	14.80	14.84	14.83	5
		36	19	14.62	14.90	14.75	14.74	14.66	5
		36	39	14.75	14.96	14.81	14.88	14.77	5
		75	0	14.76	14.82	14.79	14.86	14.80	5

LTE Conducted Power (Full)									
LTE Band 41									
BW	MCS Index	Channel		39700	40160	40620	41080	41540	3GPP MPR
		Frequence (MHz)		2501	2547	2593	2639	2685	
10M	QPSK	1	0	19.73	19.93	19.85	19.83	19.70	0
		1	24	19.60	19.85	19.75	19.73	19.59	0
		1	49	19.63	19.77	19.73	19.74	19.67	0
		25	0	18.73	18.92	18.86	18.88	18.72	1
		25	12	18.64	18.90	18.79	18.81	18.65	1
		25	25	18.58	18.79	18.72	18.75	18.63	1
		50	0	18.64	18.87	18.79	18.82	18.69	1
10M	16QAM	1	0	18.71	18.92	18.77	18.75	18.73	1
		1	24	18.65	18.90	18.68	18.77	18.60	1
		1	49	18.75	18.89	18.74	18.71	18.70	1
		25	0	17.73	17.83	17.85	17.80	17.63	2
		25	12	17.71	17.77	17.68	17.85	17.75	2
		25	25	17.65	17.92	17.68	17.78	17.61	2
		50	0	17.63	17.88	17.81	17.83	17.67	2
10M	64QAM	1	0	17.63	17.94	17.74	17.80	17.74	2
		1	24	17.73	17.80	17.77	17.89	17.62	2
		1	49	17.66	17.85	17.81	17.75	17.61	2
		25	0	16.57	16.94	16.78	16.81	16.60	3
		25	12	16.58	16.83	16.81	16.72	16.75	3
		25	25	16.62	16.84	16.75	16.83	16.73	3
		50	0	16.68	16.91	16.80	16.74	16.64	3
10M	256QAM	1	0	14.71	14.88	14.86	14.78	14.60	5
		1	24	14.62	14.86	14.68	14.83	14.76	5
		1	49	14.70	14.84	14.77	14.72	14.64	5
		25	0	14.66	14.84	14.70	14.76	14.76	5
		25	12	14.66	14.90	14.81	14.80	14.72	5
		25	25	14.71	14.91	14.70	14.71	14.64	5
		50	0	14.59	14.92	14.71	14.74	14.62	5
BW	MCS Index	Channel		39675	40148	40620	41093	41565	3GPP MPR
		Frequence (MHz)		2498.5	2545.8	2593	2640.3	2687.5	
5M	QPSK	1	0	19.70	19.88	19.79	19.77	19.66	0
		1	12	19.62	19.77	19.75	19.63	19.57	0
		1	24	19.55	19.79	19.67	19.69	19.56	0
		12	0	18.69	18.90	18.81	18.82	18.68	1
		12	6	18.64	18.86	18.73	18.74	18.62	1
		12	13	18.55	18.75	18.72	18.67	18.52	1
		25	0	18.63	18.87	18.79	18.76	18.60	1
5M	16QAM	1	0	18.60	18.75	18.83	18.70	18.65	1
		1	12	18.69	18.84	18.78	18.74	18.55	1
		1	24	18.55	18.91	18.77	18.64	18.65	1
		12	0	17.68	17.78	17.81	17.74	17.54	2
		12	6	17.62	17.81	17.78	17.74	17.58	2
		12	13	17.56	17.74	17.67	17.77	17.63	2
		25	0	17.63	17.84	17.66	17.67	17.63	2
5M	64QAM	1	0	17.69	17.79	17.78	17.65	17.55	2
		1	12	17.57	17.85	17.82	17.79	17.66	2
		1	24	17.57	17.77	17.75	17.71	17.68	2
		12	0	16.68	16.77	16.66	16.77	16.53	3
		12	6	16.64	16.92	16.69	16.81	16.57	3
		12	13	16.57	16.92	16.67	16.70	16.57	3
		25	0	16.61	16.77	16.70	16.71	16.56	3
5M	256QAM	1	0	14.70	14.78	14.67	14.80	14.57	5
		1	12	14.57	14.84	14.74	14.78	14.64	5
		1	24	14.66	14.79	14.71	14.73	14.51	5
		12	0	14.56	14.75	14.68	14.69	14.52	5
		12	6	14.69	14.80	14.83	14.76	14.64	5
		12	13	14.68	14.82	14.79	14.69	14.56	5
		25	0	14.66	14.82	14.69	14.75	14.56	5

LTE Conducted Power (Full)								
LTE Band 42_Ant 3								
BW	MCS Index	RB Size	RB Offset	Low	Low	Mid	High	3GPP MPR (dB)
		Channel		42190	43190	43340	43490	
		Frequence (MHz)		3460	3560	3575	3590	
20M	QPSK	1	0	13.46	13.49	13.44	13.48	0
		1	50	13.28	13.33	13.34	13.34	0
		1	99	13.26	13.31	13.31	13.37	0
		50	0	12.41	12.47	12.43	12.44	1
		50	25	12.35	12.42	12.32	12.41	1
		50	50	12.32	12.33	12.27	12.30	1
		100	0	12.40	12.42	12.32	12.39	1
20M	16QAM	1	0	12.44	12.44	12.29	12.44	1
		1	50	12.45	12.31	12.38	12.33	1
		1	99	12.42	12.40	12.37	12.41	1
		50	0	11.37	11.30	11.33	11.43	2
		50	25	11.30	11.45	11.42	11.32	2
		50	50	11.35	11.37	11.30	11.30	2
		100	0	11.37	11.36	11.42	11.40	2
20M	64QAM	1	0	11.28	11.30	11.37	11.39	2
		1	50	11.32	11.33	11.39	11.31	2
		1	99	11.33	11.38	11.40	11.29	2
		50	0	10.37	10.39	10.41	10.32	3
		50	25	10.39	10.47	10.38	10.35	3
		50	50	10.35	10.31	10.42	10.38	3
		100	0	10.32	10.39	10.30	10.30	3
20M	256QAM	1	0	8.43	8.31	8.36	8.45	5
		1	50	8.40	8.35	8.38	8.43	5
		1	99	8.27	8.47	8.27	8.42	5
		50	0	8.29	8.42	8.39	8.39	5
		50	25	8.27	8.36	8.36	8.38	5
		50	50	8.34	8.40	8.38	8.31	5
		100	0	8.31	8.33	8.26	8.35	5
BW	MCS Index	Channel		42165	43165	43340	43515	3GPP MPR
		Frequence (MHz)		3457.5	3557.5	3575	3592.5	
15M	QPSK	1	0	13.36	13.45	13.40	13.43	0
		1	37	13.22	13.32	13.26	13.29	0
		1	74	13.24	13.31	13.24	13.25	0
		36	0	12.37	12.45	12.39	12.41	1
		36	19	12.32	12.36	12.36	12.35	1
		36	39	12.25	12.31	12.27	12.25	1
		75	0	12.30	12.36	12.35	12.35	1
15M	16QAM	1	0	12.38	12.36	12.28	12.26	1
		1	37	12.28	12.39	12.41	12.24	1
		1	74	12.29	12.36	12.27	12.33	1
		36	0	11.31	11.33	11.39	11.40	2
		36	19	11.24	11.32	11.26	11.25	2
		36	39	11.30	11.36	11.26	11.32	2
		75	0	11.29	11.33	11.27	11.35	2
15M	64QAM	1	0	11.34	11.28	11.30	11.32	2
		1	37	11.37	11.46	11.27	11.32	2
		1	74	11.23	11.46	11.30	11.24	2
		36	0	10.23	10.39	10.34	10.36	3
		36	19	10.32	10.42	10.32	10.38	3
		36	39	10.37	10.45	10.38	10.26	3
		75	0	10.25	10.28	10.39	10.39	3
15M	256QAM	1	0	8.22	8.46	8.26	8.24	5
		1	37	8.26	8.45	8.33	8.29	5
		1	74	8.34	8.36	8.39	8.33	5
		36	0	8.37	8.31	8.25	8.29	5
		36	19	8.30	8.40	8.29	8.28	5
		36	39	8.26	8.30	8.28	8.32	5
		75	0	8.33	8.29	8.33	8.36	5

LTE Conducted Power (Full)								
LTE Band 42_Ant 3								
BW	MCS Index	Channel		42140	43140	43340	43540	3GPP MPR
		Frequence (MHz)		3455	3555	3575	3595	
10M	QPSK	1	0	13.35	13.44	13.33	13.37	0
		1	24	13.21	13.28	13.27	13.28	0
		1	49	13.16	13.27	13.24	13.31	0
		25	0	12.33	12.44	12.39	12.39	1
		25	12	12.29	12.37	12.32	12.37	1
		25	25	12.20	12.31	12.22	12.27	1
		50	0	12.30	12.34	12.29	12.37	1
10M	16QAM	1	0	12.34	12.33	12.26	12.34	1
		1	24	12.25	12.28	12.21	12.33	1
		1	49	12.35	12.44	12.30	12.41	1
		25	0	11.21	11.26	11.32	11.31	2
		25	12	11.30	11.43	11.39	11.39	2
		25	25	11.17	11.33	11.25	11.40	2
		50	0	11.23	11.32	11.35	11.33	2
10M	64QAM	1	0	11.25	11.33	11.39	11.40	2
		1	24	11.32	11.43	11.21	11.42	2
		1	49	11.18	11.37	11.23	11.29	2
		25	0	10.20	10.42	10.32	10.35	3
		25	12	10.24	10.26	10.38	10.41	3
		25	25	10.26	10.29	10.34	10.37	3
		50	0	10.31	10.39	10.30	10.25	3
10M	256QAM	1	0	8.34	8.34	8.33	8.38	5
		1	24	8.17	8.35	8.35	8.24	5
		1	49	8.35	8.41	8.31	8.40	5
		25	0	8.17	8.32	8.34	8.32	5
		25	12	8.18	8.44	8.33	8.36	5
		25	25	8.30	8.37	8.37	8.27	5
		50	0	8.33	8.32	8.35	8.42	5
BW	MCS Index	Channel		42115	43115	43340	43565	3GPP MPR
		Frequence (MHz)		3452.5	3552.5	3575	3597.5	
5M	QPSK	1	0	13.33	13.40	13.32	13.33	0
		1	12	13.23	13.35	13.13	13.28	0
		1	24	13.19	13.26	13.17	13.20	0
		12	0	12.32	12.40	12.32	12.36	1
		12	6	12.23	12.35	12.27	12.31	1
		12	13	12.21	12.28	12.20	12.20	1
		25	0	12.24	12.38	12.23	12.25	1
5M	16QAM	1	0	12.31	12.31	12.28	12.18	1
		1	12	12.26	12.28	12.31	12.23	1
		1	24	12.20	12.27	12.24	12.24	1
		12	0	11.25	11.41	11.22	11.29	2
		12	6	11.16	11.38	11.18	11.19	2
		12	13	11.29	11.38	11.19	11.32	2
		25	0	11.26	11.39	11.26	11.30	2
5M	64QAM	1	0	11.25	11.34	11.21	11.23	2
		1	12	11.22	11.36	11.19	11.31	2
		1	24	11.29	11.34	11.29	11.18	2
		12	0	10.22	10.25	10.22	10.32	3
		12	6	10.32	10.26	10.31	10.30	3
		12	13	10.32	10.27	10.17	10.25	3
		25	0	10.24	10.40	10.27	10.20	3
5M	256QAM	1	0	8.33	8.35	8.24	8.33	5
		1	12	8.25	8.25	8.23	8.33	5
		1	24	8.30	8.26	8.24	8.24	5
		12	0	8.29	8.25	8.14	8.19	5
		12	6	8.25	8.37	8.17	8.23	5
		12	13	8.25	8.33	8.17	8.22	5
		25	0	8.30	8.29	8.26	8.26	5

LTE Conducted Power (Full)									
LTE Band 43_Ant 3									
BW	MCS Index	RB Size	RB Offset	Low	Mid	Mid	Mid	High	3GPP MPR (dB)
		Channel		43690	44090	44490	44990	45490	
		Frequence (MHz)		3610	3650	3690	3740	3790	
20M	QPSK	1	0	17.21	17.26	17.20	17.13	17.29	0
		1	50	17.06	17.16	17.07	17.01	17.17	0
		1	99	17.05	17.09	17.05	16.99	17.10	0
		50	0	16.16	16.25	16.15	16.08	16.26	1
		50	25	16.10	16.20	16.11	16.04	16.22	1
		50	50	16.04	16.11	16.04	15.96	16.13	1
		100	0	16.11	16.15	16.09	16.02	16.23	1
20M	16QAM	1	0	16.09	16.20	16.18	16.08	16.23	1
		1	50	16.13	16.22	16.16	15.97	16.13	1
		1	99	16.14	16.19	16.05	16.02	16.11	1
		50	0	15.03	15.11	15.04	14.96	15.11	2
		50	25	15.18	15.23	15.03	15.02	15.12	2
		50	50	15.13	15.21	15.08	14.98	15.16	2
		100	0	15.19	15.09	15.07	14.99	15.27	2
20M	64QAM	1	0	15.07	15.22	15.07	15.05	15.12	2
		1	50	15.08	15.22	15.03	15.05	15.13	2
		1	99	15.15	15.21	15.01	15.07	15.12	2
		50	0	14.10	14.25	14.04	13.98	14.17	3
		50	25	14.10	14.22	14.12	13.98	14.23	3
		50	50	14.13	14.18	14.10	13.96	14.10	3
		100	0	14.19	14.15	14.09	13.96	14.27	3
20M	256QAM	1	0	12.15	12.20	12.13	12.10	12.12	5
		1	50	12.10	12.12	12.10	12.05	12.25	5
		1	99	12.05	12.12	12.05	12.08	12.12	5
		50	0	12.13	12.16	12.18	12.02	12.17	5
		50	25	12.18	12.11	12.06	12.10	12.11	5
		50	50	12.10	12.23	12.14	11.96	12.23	5
		100	0	12.19	12.12	12.01	11.96	12.16	5
BW	MCS Index	Channel		43665	44090	44515	45015	45515	3GPP MPR
		Frequence (MHz)		3607.5	3650	3692.5	3742.5	3792.5	
15M	QPSK	1	0	17.18	17.22	17.17	17.07	17.27	0
		1	37	17.01	17.09	17.08	17.02	17.14	0
		1	74	17.03	17.09	17.07	16.95	17.10	0
		36	0	16.16	16.23	16.16	16.08	16.25	1
		36	19	16.13	16.16	16.11	16.01	16.20	1
		36	39	16.04	16.08	16.05	15.99	16.13	1
		75	0	16.14	16.14	16.14	16.03	16.22	1
15M	16QAM	1	0	16.02	16.14	16.17	16.09	16.14	1
		1	37	16.11	16.10	16.02	15.98	16.15	1
		1	74	16.08	16.10	16.15	15.96	16.11	1
		36	0	15.03	15.19	15.05	15.06	15.18	2
		36	19	15.03	15.16	15.10	14.98	15.13	2
		36	39	15.16	15.16	15.06	15.10	15.25	2
		75	0	15.19	15.07	15.16	15.08	15.24	2
15M	64QAM	1	0	15.03	15.22	15.17	15.07	15.24	2
		1	37	15.12	15.25	15.14	15.04	15.26	2
		1	74	15.13	15.09	15.07	15.00	15.14	2
		36	0	14.03	14.24	14.01	14.11	14.15	3
		36	19	14.14	14.10	14.06	13.98	14.21	3
		36	39	14.12	14.15	14.14	14.09	14.24	3
		75	0	14.14	14.16	14.17	14.03	14.22	3
15M	256QAM	1	0	12.03	12.24	12.04	12.02	12.12	5
		1	37	12.13	12.23	12.02	12.02	12.25	5
		1	74	12.10	12.08	12.15	12.11	12.23	5
		36	0	12.18	12.22	12.04	12.03	12.21	5
		36	19	12.04	12.25	12.05	12.02	12.10	5
		36	39	12.05	12.22	12.11	12.06	12.22	5
		75	0	12.03	12.22	12.18	11.99	12.19	5

LTE Conducted Power (Full)									
LTE Band 43_Ant 3									
BW	MCS Index	Channel		43640	44090	44540	45040	45540	3GPP MPR
		Frequence (MHz)		3605	3650	3695	3745	3795	
10M	QPSK	1	0	17.17	17.16	17.13	17.02	17.21	0
		1	24	17.02	17.07	17.07	16.96	17.07	0
		1	49	17.07	17.11	17.01	16.97	17.14	0
		25	0	16.14	16.19	16.14	16.06	16.22	1
		25	12	16.08	16.15	16.10	15.98	16.18	1
		25	25	16.01	16.06	16.04	15.92	16.10	1
		50	0	16.12	16.12	16.06	16.00	16.18	1
10M	16QAM	1	0	16.12	16.21	15.98	15.88	16.22	1
		1	24	16.11	16.08	16.16	15.95	16.13	1
		1	49	16.01	16.06	16.09	15.90	16.18	1
		25	0	15.03	15.10	15.15	15.04	15.20	2
		25	12	15.07	15.14	15.13	14.99	15.09	2
		25	25	15.14	15.14	15.14	14.93	15.22	2
		50	0	15.16	15.07	15.01	14.93	15.12	2
10M	64QAM	1	0	15.08	15.20	15.09	14.94	15.20	2
		1	24	15.08	15.07	15.02	14.90	15.20	2
		1	49	15.16	15.12	15.12	14.91	15.19	2
		25	0	14.11	14.11	14.15	14.01	14.17	3
		25	12	14.13	14.13	14.04	13.99	14.08	3
		25	25	14.04	14.21	13.98	13.97	14.08	3
		50	0	14.06	14.08	14.11	13.94	14.16	3
10M	256QAM	1	0	12.09	12.20	12.05	11.94	12.10	5
		1	24	12.12	12.07	12.10	11.99	12.11	5
		1	49	12.14	12.17	11.99	12.03	12.23	5
		25	0	12.03	12.17	12.13	12.00	12.15	5
		25	12	12.12	12.21	12.07	12.03	12.17	5
		25	25	12.06	12.04	12.12	12.05	12.21	5
		50	0	12.08	12.05	12.02	11.98	12.17	5
BW	MCS Index	Channel		43615	44090	44565	45065	45565	3GPP MPR
		Frequence (MHz)		3602.5	3650	3697.5	3747.5	3797.5	
5M	QPSK	1	0	17.14	17.10	17.06	16.95	17.16	0
		1	12	17.03	17.06	16.95	16.83	17.10	0
		1	24	17.03	16.99	16.94	16.82	17.01	0
		12	0	16.12	16.11	16.10	15.99	16.16	1
		12	6	16.06	16.08	16.01	15.92	16.10	1
		12	13	16.00	16.03	15.95	15.87	16.07	1
		25	0	16.07	16.10	16.05	15.91	16.14	1
5M	16QAM	1	0	16.02	15.99	16.05	15.90	16.10	1
		1	12	16.15	16.09	16.04	15.92	16.14	1
		1	24	15.98	16.14	16.02	15.96	16.11	1
		12	0	15.16	15.08	15.09	14.97	15.03	2
		12	6	15.05	15.00	15.00	14.88	15.08	2
		12	13	15.02	14.97	15.07	14.98	15.06	2
		25	0	15.05	15.00	15.07	14.93	15.11	2
5M	64QAM	1	0	15.02	15.14	15.00	14.91	15.09	2
		1	12	15.02	15.14	15.04	14.94	15.06	2
		1	24	15.06	15.11	14.96	15.00	15.19	2
		12	0	14.09	14.01	14.08	13.94	14.14	3
		12	6	14.11	14.02	14.11	13.93	14.13	3
		12	13	14.11	14.14	14.07	13.93	14.07	3
		25	0	14.16	14.11	13.97	13.83	14.10	3
5M	256QAM	1	0	12.04	12.14	11.95	11.86	12.15	5
		1	12	12.13	12.07	12.00	11.95	12.18	5
		1	24	12.00	12.14	11.99	11.93	12.10	5
		12	0	12.04	11.98	12.07	11.86	12.14	5
		12	6	12.07	11.98	11.97	11.94	12.12	5
		12	13	12.12	11.98	12.07	12.00	12.06	5
		25	0	12.11	11.99	12.09	11.89	12.05	5

LTE Conducted Power (Full)								
LTE Band 48_Ant 3								
BW	MCS Index	RB Size	RB Offset	Low	Mid	Mid	High	3GPP MPR (dB)
		Channel		55340	55780	56210	56640	
		Frequence (MHz)		3560	3604	3647	3690	
20M	QPSK	1	0	16.29	16.30	16.39	16.19	0
		1	50	16.15	16.12	16.25	16.09	0
		1	99	16.16	16.15	16.23	15.99	0
		50	0	15.25	15.28	15.38	15.14	1
		50	25	15.23	15.18	15.27	15.13	1
		50	50	15.11	15.17	15.23	15.03	1
		100	0	15.17	15.21	15.33	15.09	1
20M	16QAM	1	0	15.27	15.29	15.31	15.17	1
		1	50	15.26	15.20	15.28	15.11	1
		1	99	15.10	15.19	15.28	15.14	1
		50	0	14.27	14.14	14.27	14.16	2
		50	25	14.28	14.16	14.30	14.01	2
		50	50	14.22	14.12	14.34	14.13	2
		100	0	14.15	14.28	14.27	14.09	2
20M	64QAM	1	0	14.27	14.25	14.28	14.13	2
		1	50	14.24	14.22	14.21	14.09	2
		1	99	14.12	14.11	14.27	14.00	2
		50	0	13.19	13.12	13.26	13.12	3
		50	25	13.20	13.20	13.26	13.05	3
		50	50	13.13	13.22	13.29	13.08	3
		100	0	13.22	13.22	13.34	13.17	3
20M	256QAM	1	0	11.28	11.28	11.35	11.14	5
		1	50	11.24	11.15	11.21	11.03	5
		1	99	11.12	11.11	11.22	11.03	5
		50	0	11.13	11.19	11.36	11.09	5
		50	25	11.10	11.19	11.36	11.06	5
		50	50	11.28	11.12	11.25	11.16	5
		100	0	11.27	11.17	11.23	11.15	5
BW	MCS Index	Channel		55315	55765	56215	56665	3GPP MPR
		Frequence (MHz)		3557.5	3602.5	3647.5	3692.5	
15M	QPSK	1	0	16.19	16.15	16.35	16.15	0
		1	37	16.07	16.07	16.20	16.05	0
		1	74	16.04	16.13	16.21	15.96	0
		36	0	15.22	15.21	15.35	15.12	1
		36	19	15.13	15.12	15.31	15.10	1
		36	39	15.08	15.08	15.19	15.00	1
		75	0	15.17	15.15	15.30	15.04	1
15M	16QAM	1	0	15.20	15.14	15.32	15.10	1
		1	37	15.11	15.04	15.20	15.14	1
		1	74	15.23	15.09	15.25	15.02	1
		36	0	14.19	14.07	14.27	14.11	2
		36	19	14.08	14.15	14.33	13.98	2
		36	39	14.18	14.05	14.27	14.14	2
		75	0	14.18	14.04	14.21	14.03	2
15M	64QAM	1	0	14.17	14.07	14.24	13.97	2
		1	37	14.18	14.04	14.18	14.07	2
		1	74	14.13	14.15	14.26	14.08	2
		36	0	13.08	13.14	13.19	13.02	3
		36	19	13.13	13.10	13.20	13.00	3
		36	39	13.08	13.16	13.30	13.10	3
		75	0	13.16	13.17	13.21	13.08	3
15M	256QAM	1	0	11.20	11.14	11.31	11.02	5
		1	37	11.15	11.17	11.32	11.05	5
		1	74	11.20	11.15	11.23	11.11	5
		36	0	11.20	11.16	11.22	11.12	5
		36	19	11.18	11.06	11.21	11.01	5
		36	39	11.18	11.06	11.34	10.99	5
		75	0	11.22	11.19	11.25	11.13	5

LTE Conducted Power (Full)								
LTE Band 48_Ant 3								
BW	MCS Index	Channel		55290	55750	56220	56690	3GPP MPR
		Frequence (MHz)		3555	3601	3648	3695	
10M	QPSK	1	0	16.18	16.09	16.34	16.14	0
		1	24	16.09	15.98	16.21	16.03	0
		1	49	16.00	15.95	16.17	15.97	0
		25	0	15.18	15.12	15.34	15.10	1
		25	12	15.10	15.05	15.28	15.05	1
		25	25	15.05	14.98	15.19	14.99	1
		50	0	15.08	15.03	15.29	15.05	1
10M	16QAM	1	0	15.05	15.01	15.23	15.13	1
		1	24	15.10	15.10	15.17	15.03	1
		1	49	15.02	15.12	15.26	15.10	1
		25	0	14.14	14.06	14.20	14.00	2
		25	12	14.03	14.05	14.25	14.08	2
		25	25	14.12	14.13	14.27	13.98	2
		50	0	14.15	13.99	14.32	14.12	2
10M	64QAM	1	0	14.13	13.99	14.20	14.08	2
		1	24	14.00	14.09	14.21	14.04	2
		1	49	14.07	14.05	14.29	14.07	2
		25	0	13.17	13.07	13.17	13.02	3
		25	12	13.03	13.01	13.28	13.02	3
		25	25	13.16	12.98	13.29	12.98	3
		50	0	13.07	13.04	13.18	13.08	3
10M	256QAM	1	0	11.13	11.03	11.20	10.96	5
		1	24	11.09	11.00	11.20	11.06	5
		1	49	11.03	11.08	11.30	11.08	5
		25	0	11.02	11.05	11.29	11.10	5
		25	12	11.03	11.06	11.32	11.02	5
		25	25	11.03	11.14	11.22	11.06	5
		50	0	11.00	11.07	11.22	11.08	5
BW	MCS Index	Channel		55265	55745	56235	56715	3GPP MPR
		Frequence (MHz)		3552.5	3600.5	3649.5	3697.5	
5M	QPSK	1	0	16.10	16.08	16.32	16.13	0
		1	12	15.98	15.89	16.24	15.96	0
		1	24	16.06	15.90	16.19	15.95	0
		12	0	15.16	15.04	15.29	15.11	1
		12	6	15.12	14.97	15.23	15.05	1
		12	13	15.04	14.96	15.16	14.96	1
		25	0	15.08	15.01	15.28	15.07	1
5M	16QAM	1	0	15.01	15.05	15.27	15.04	1
		1	12	15.11	14.97	15.21	15.03	1
		1	24	15.10	15.01	15.25	14.98	1
		12	0	14.00	13.95	14.19	13.96	2
		12	6	14.15	13.90	14.25	14.09	2
		12	13	14.08	13.93	14.29	14.03	2
		25	0	14.02	13.92	14.21	13.95	2
5M	64QAM	1	0	14.14	13.90	14.24	14.05	2
		1	12	14.16	14.06	14.25	14.12	2
		1	24	14.16	13.94	14.26	14.07	2
		12	0	13.11	13.03	13.18	13.03	3
		12	6	13.12	13.04	13.25	12.95	3
		12	13	13.06	12.90	13.26	13.08	3
		25	0	13.02	13.03	13.29	13.05	3
5M	256QAM	1	0	11.07	11.05	11.31	10.98	5
		1	12	11.14	10.91	11.15	10.96	5
		1	24	11.02	10.96	11.18	11.03	5
		12	0	11.05	10.96	11.16	11.07	5
		12	6	11.14	10.93	11.20	11.05	5
		12	13	11.15	10.92	11.18	11.05	5
		25	0	11.10	11.06	11.19	11.03	5

LTE Conducted Power (Full)							
LTE Band 66							
BW	MCS Index	RB Size	RB Offset	Low	Mid	High	3GPP MPR (dB)
		Channel		132072	132322	132572	
		Frequence (MHz)		1720	1745	1770	
20M	QPSK	1	0	17.91	17.99	17.95	0
		1	50	17.77	17.87	17.79	0
		1	99	17.71	17.80	17.75	0
		50	0	16.86	16.96	16.93	1
		50	25	16.79	16.86	16.85	1
		50	50	16.73	16.79	16.78	1
		100	0	16.78	16.87	16.85	1
20M	16QAM	1	0	16.72	16.93	16.83	1
		1	50	16.83	16.96	16.82	1
		1	99	16.76	16.83	16.85	1
		50	0	15.73	15.83	15.92	2
		50	25	15.81	15.79	15.93	2
		50	50	15.77	15.85	15.80	2
		100	0	15.82	15.86	15.82	2
20M	64QAM	1	0	15.72	15.82	15.93	2
		1	50	15.86	15.81	15.92	2
		1	99	15.72	15.85	15.89	2
		50	0	14.70	14.83	14.92	3
		50	25	14.85	14.90	14.81	3
		50	50	14.82	14.93	14.84	3
		100	0	14.73	14.89	14.91	3
20M	256QAM	1	0	12.73	12.92	12.77	5
		1	50	12.80	12.86	12.91	5
		1	99	12.80	12.85	12.80	5
		50	0	12.83	12.96	12.77	5
		50	25	12.87	12.78	12.81	5
		50	50	12.85	12.85	12.92	5
		100	0	12.75	12.91	12.85	5
BW	MCS Index	Channel		132047	132322	132597	3GPP MPR
		Frequence (MHz)		1717.5	1745	1772.5	
15M	QPSK	1	0	17.86	17.97	17.84	0
		1	37	17.78	17.85	17.76	0
		1	74	17.76	17.79	17.78	0
		36	0	16.83	16.92	16.86	1
		36	19	16.82	16.89	16.80	1
		36	39	16.72	16.81	16.73	1
		75	0	16.77	16.82	16.83	1
15M	16QAM	1	0	16.75	16.93	16.76	1
		1	37	16.82	16.84	16.77	1
		1	74	16.87	16.87	16.76	1
		36	0	15.69	15.94	15.89	2
		36	19	15.71	15.96	15.88	2
		36	39	15.83	15.82	15.78	2
		75	0	15.76	15.87	15.89	2
15M	64QAM	1	0	15.71	15.87	15.88	2
		1	37	15.72	15.94	15.73	2
		1	74	15.82	15.93	15.83	2
		36	0	14.82	14.87	14.84	3
		36	19	14.85	14.92	14.86	3
		36	39	14.75	14.94	14.89	3
		75	0	14.72	14.87	14.72	3
15M	256QAM	1	0	12.83	12.83	12.73	5
		1	37	12.81	12.95	12.84	5
		1	74	12.75	12.95	12.89	5
		36	0	12.79	12.84	12.83	5
		36	19	12.70	12.79	12.82	5
		36	39	12.87	12.95	12.72	5
		75	0	12.83	12.79	12.86	5

LTE Conducted Power (Full)							
LTE Band 66							
BW	MCS Index	Channel		132022	132322	132622	3GPP MPR
		Frequence (MHz)		1715	1745	1775	
10M	QPSK	1	0	17.80	17.93	17.81	0
		1	24	17.69	17.87	17.69	0
		1	49	17.69	17.77	17.65	0
		25	0	16.82	16.92	16.82	1
		25	12	16.79	16.90	16.72	1
		25	25	16.72	16.82	16.71	1
		50	0	16.75	16.80	16.72	1
10M	16QAM	1	0	16.74	16.90	16.80	1
		1	24	16.72	16.88	16.78	1
		1	49	16.68	16.80	16.81	1
		25	0	15.81	15.91	15.74	2
		25	12	15.72	15.93	15.73	2
		25	25	15.71	15.92	15.76	2
		50	0	15.80	15.94	15.80	2
10M	64QAM	1	0	15.77	15.92	15.69	2
		1	24	15.70	15.91	15.79	2
		1	49	15.83	15.88	15.72	2
		25	0	14.80	14.88	14.77	3
		25	12	14.76	14.94	14.75	3
		25	25	14.77	14.82	14.76	3
		50	0	14.68	14.90	14.75	3
10M	256QAM	1	0	12.67	12.95	12.74	5
		1	24	12.84	12.89	12.82	5
		1	49	12.80	12.80	12.77	5
		25	0	12.68	12.83	12.65	5
		25	12	12.71	12.82	12.76	5
		25	25	12.77	12.86	12.67	5
		50	0	12.77	12.91	12.65	5
BW	MCS Index	Channel		131997	132322	132647	3GPP MPR
		Frequence (MHz)		1712.5	1745	1777.5	
5M	QPSK	1	0	17.78	17.92	17.77	0
		1	12	17.67	17.83	17.64	0
		1	24	17.69	17.75	17.64	0
		12	0	16.75	16.88	16.80	1
		12	6	16.72	16.84	16.75	1
		12	13	16.64	16.78	16.66	1
		25	0	16.73	16.84	16.74	1
5M	16QAM	1	0	16.76	16.75	16.65	1
		1	12	16.70	16.85	16.69	1
		1	24	16.62	16.85	16.66	1
		12	0	15.73	15.74	15.77	2
		12	6	15.76	15.78	15.67	2
		12	13	15.67	15.87	15.75	2
		25	0	15.79	15.87	15.76	2
5M	64QAM	1	0	15.77	15.91	15.68	2
		1	12	15.66	15.86	15.68	2
		1	24	15.71	15.91	15.65	2
		12	0	14.64	14.84	14.77	3
		12	6	14.76	14.86	14.69	3
		12	13	14.75	14.79	14.80	3
		25	0	14.76	14.74	14.69	3
5M	256QAM	1	0	12.69	12.90	12.69	5
		1	12	12.74	12.86	12.70	5
		1	24	12.72	12.75	12.68	5
		12	0	12.74	12.91	12.68	5
		12	6	12.76	12.76	12.66	5
		12	13	12.70	12.86	12.68	5
		25	0	12.78	12.87	12.63	5

LTE Conducted Power (Full)							
LTE Band 66							
BW	MCS Index	Channel		131987	132322	132657	3GPP MPR
		Frequence (MHz)		1711.5	1745	1778.5	
3M	QPSK	1	0	17.74	17.91	17.70	0
		1	7	17.69	17.77	17.66	0
		1	14	17.65	17.82	17.63	0
		8	0	16.77	16.90	16.75	1
		8	3	16.72	16.84	16.67	1
		8	7	16.64	16.75	16.62	1
		15	0	16.69	16.81	16.65	1
3M	16QAM	1	0	16.77	16.82	16.63	1
		1	7	16.67	16.77	16.75	1
		1	14	16.70	16.85	16.61	1
		8	0	15.63	15.91	15.62	2
		8	3	15.59	15.88	15.65	2
		8	7	15.64	15.82	15.69	2
		15	0	15.69	15.87	15.69	2
3M	64QAM	1	0	15.59	15.80	15.60	2
		1	7	15.72	15.89	15.71	2
		1	14	15.72	15.80	15.58	2
		8	0	14.70	14.83	14.75	3
		8	3	14.71	14.89	14.62	3
		8	7	14.69	14.85	14.59	3
		15	0	14.69	14.80	14.63	3
3M	256QAM	1	0	12.60	12.73	12.68	5
		1	7	12.68	12.88	12.66	5
		1	14	12.64	12.79	12.69	5
		8	0	12.65	12.78	12.63	5
		8	3	12.63	12.80	12.67	5
		8	7	12.68	12.83	12.70	5
		15	0	12.60	12.73	12.59	5
BW	MCS Index	Channel		131979	132322	132665	3GPP MPR
		Frequence (MHz)		1710.7	1745	1779.3	
1.4M	QPSK	1	0	17.70	17.90	17.64	0
		1	2	17.56	17.74	17.61	0
		1	5	17.57	17.76	17.55	0
		3	0	17.63	17.87	17.56	0
		3	1	17.51	17.71	17.60	0
		3	3	17.55	17.72	17.50	0
		6	0	16.68	16.83	16.61	1
1.4M	16QAM	1	0	16.70	16.88	16.53	1
		1	2	16.58	16.74	16.56	1
		1	5	16.66	16.89	16.65	1
		3	0	15.56	15.84	15.66	1
		3	1	15.61	15.87	15.66	1
		3	3	15.64	15.83	15.62	1
		6	0	15.64	15.77	15.67	2
1.4M	64QAM	1	0	15.65	15.77	15.62	2
		1	2	15.63	15.74	15.59	2
		1	5	15.59	15.74	15.59	2
		3	0	14.67	14.87	14.51	2
		3	1	14.60	14.79	14.52	2
		3	3	14.73	14.74	14.62	2
		6	0	14.72	14.81	14.56	3
1.4M	256QAM	1	0	12.70	12.81	12.67	5
		1	2	12.61	12.76	12.64	5
		1	5	12.58	12.76	12.58	5
		3	0	12.60	12.79	12.51	5
		3	1	12.59	12.80	12.60	5
		3	3	12.67	12.87	12.55	5
		6	0	12.58	12.76	12.52	5

LTE Conducted Power (Full)							
LTE Band 71							
BW	MCS Index	RB Size	RB Offset	Low	Mid	High	3GPP MPR (dB)
		Channel		133222	133297	133372	
		Frequence (MHz)		673	680.5	688	
20M	QPSK	1	0	23.27	23.29	23.23	0
		1	50	23.12	23.12	23.12	0
		1	99	23.12	23.13	23.09	0
		50	0	22.24	22.25	22.20	1
		50	25	22.14	22.20	22.18	1
		50	50	22.13	22.12	22.06	1
		100	0	22.18	22.22	22.15	1
20M	16QAM	1	0	22.14	22.11	22.17	1
		1	50	22.25	22.24	22.20	1
		1	99	22.11	22.21	22.06	1
		50	0	21.09	21.11	21.12	2
		50	25	21.24	21.21	21.18	2
		50	50	21.10	21.17	21.18	2
		100	0	21.22	21.25	21.15	2
20M	64QAM	1	0	21.23	21.26	21.06	2
		1	50	21.11	21.11	21.18	2
		1	99	21.21	21.23	21.17	2
		50	0	20.17	20.11	20.06	3
		50	25	20.10	20.18	20.16	3
		50	50	20.18	20.25	20.15	3
		100	0	20.22	20.17	20.12	3
20M	256QAM	1	0	18.22	18.18	18.11	5
		1	50	18.18	18.27	18.11	5
		1	99	18.20	18.18	18.18	5
		50	0	18.25	18.12	18.22	5
		50	25	18.24	18.13	18.11	5
		50	50	18.10	18.13	18.16	5
		100	0	18.24	18.15	18.09	5
BW	MCS Index	Channel		133197	133297	133397	3GPP MPR
		Frequence (MHz)		670.5	680.5	690.5	
15M	QPSK	1	0	23.25	23.28	23.21	0
		1	37	23.09	23.10	23.04	0
		1	74	23.10	23.14	23.09	0
		36	0	22.21	22.23	22.21	1
		36	19	22.20	22.22	22.13	1
		36	39	22.08	22.12	22.08	1
		75	0	22.16	22.20	22.18	1
15M	16QAM	1	0	22.14	22.25	22.12	1
		1	37	22.14	22.14	22.23	1
		1	74	22.11	22.26	22.23	1
		36	0	21.12	21.19	21.09	2
		36	19	21.12	21.24	21.11	2
		36	39	21.18	21.19	21.22	2
		75	0	21.21	21.11	21.06	2
15M	64QAM	1	0	21.21	21.11	21.06	2
		1	37	21.08	21.18	21.16	2
		1	74	21.15	21.24	21.08	2
		36	0	20.11	20.14	20.12	3
		36	19	20.16	20.16	20.22	3
		36	39	20.19	20.10	20.14	3
		75	0	20.25	20.25	20.15	3
15M	256QAM	1	0	18.18	18.27	18.12	5
		1	37	18.11	18.12	18.20	5
		1	74	18.14	18.25	18.19	5
		36	0	18.11	18.27	18.21	5
		36	19	18.24	18.27	18.11	5
		36	39	18.21	18.12	18.08	5
		75	0	18.11	18.18	18.17	5

LTE Conducted Power (Full)							
LTE Band 71							
BW	MCS Index	Channel		133172	133297	133422	3GPP MPR
		Frequence (MHz)		668	680.5	693	
10M	QPSK	1	0	23.24	23.25	23.20	0
		1	24	23.07	23.09	23.09	0
		1	49	23.06	23.11	23.04	0
		25	0	22.23	22.24	22.16	1
		25	12	22.19	22.19	22.13	1
		25	25	22.10	22.10	22.03	1
		50	0	22.16	22.18	22.13	1
10M	16QAM	1	0	22.22	22.26	22.18	1
		1	24	22.18	22.23	22.17	1
		1	49	22.08	22.23	22.07	1
		25	0	21.22	21.10	21.10	2
		25	12	21.09	21.23	21.09	2
		25	25	21.07	21.27	21.11	2
		50	0	21.16	21.23	21.07	2
10M	64QAM	1	0	21.09	21.13	21.17	2
		1	24	21.22	21.15	21.13	2
		1	49	21.07	21.20	21.07	2
		25	0	20.06	20.15	20.09	3
		25	12	20.10	20.18	20.15	3
		25	25	20.23	20.23	20.06	3
		50	0	20.09	20.15	20.16	3
10M	256QAM	1	0	18.06	18.11	18.05	5
		1	24	18.13	18.18	18.08	5
		1	49	18.18	18.26	18.16	5
		25	0	18.06	18.23	18.04	5
		25	12	18.21	18.19	18.06	5
		25	25	18.19	18.16	18.17	5
		50	0	18.18	18.20	18.09	5
BW	MCS Index	Channel		133147	133297	133447	3GPP MPR
		Frequence (MHz)		665.5	680.5	695.5	
5M	QPSK	1	0	23.20	23.22	23.16	0
		1	12	23.15	23.07	23.05	0
		1	24	23.05	23.13	23.01	0
		12	0	22.21	22.23	22.18	1
		12	6	22.16	22.16	22.10	1
		12	13	22.07	22.10	22.06	1
		25	0	22.13	22.16	22.08	1
5M	16QAM	1	0	22.15	22.16	22.08	1
		1	12	22.16	22.11	22.18	1
		1	24	22.10	22.14	22.08	1
		12	0	21.06	21.08	21.03	2
		12	6	21.23	21.13	21.18	2
		12	13	21.12	21.18	21.09	2
		25	0	21.15	21.18	21.09	2
5M	64QAM	1	0	21.15	21.13	21.04	2
		1	12	21.22	21.12	21.11	2
		1	24	21.12	21.23	21.08	2
		12	0	20.16	20.14	20.03	3
		12	6	20.05	20.20	20.07	3
		12	13	20.13	20.22	20.13	3
		25	0	20.11	20.16	20.16	3
5M	256QAM	1	0	18.10	18.21	18.13	5
		1	12	18.22	18.06	18.04	5
		1	24	18.18	18.17	18.04	5
		12	0	18.23	18.13	18.01	5
		12	6	18.22	18.10	18.05	5
		12	13	18.18	18.06	18.13	5
		25	0	18.12	18.16	18.01	5

NR Conducted Power (Full)							
NR Band 2_Ant 0							
BW	MCS Index	Channel		372000	376000	380000	3GPP MPR
		Frequence (MHz)		1860	1880	1900	
20M	BPSK	1	1	18.36	18.38	18.27	0
20M	QPSK	1	1	18.44	18.45	18.35	0
		1	53	18.31	18.32	18.25	0
		1	99	18.39	18.40	18.26	0
		50	0	17.37	17.33	17.26	1
		50	28	18.31	18.40	18.29	0
		50	56	17.34	17.31	17.22	1
		100	0	17.39	17.41	17.34	1
BW	MCS Index	Channel		371500	376000	380500	3GPP MPR
		Frequence (MHz)		1857.5	1880	1902.5	
15M	BPSK	1	1	18.38	18.38	18.26	0
15M	QPSK	1	1	18.42	18.44	18.37	0
		1	40	18.30	18.34	18.24	0
		1	74	18.37	18.33	18.31	0
		36	0	17.38	17.37	17.29	1
		36	22	18.32	18.30	18.21	0
		36	43	17.37	17.30	17.20	1
		75	0	17.39	17.40	17.34	1
BW	MCS Index	Channel		371000	376000	381000	3GPP MPR
		Frequence (MHz)		1855	1880	1905	
10M	BPSK	1	1	18.28	18.37	18.31	0
10M	QPSK	1	1	18.37	18.43	18.36	0
		1	26	18.31	18.37	18.29	0
		1	49	18.31	18.36	18.26	0
		25	0	17.30	17.35	17.24	1
		25	14	18.30	18.29	18.21	0
		25	27	17.35	17.29	17.27	1
		50	0	17.37	17.40	17.34	1
BW	MCS Index	Channel		370500	376000	381500	3GPP MPR
		Frequence (MHz)		1852.5	1880	1907.5	
5M	BPSK	1	1	18.29	18.31	18.22	0
5M	QPSK	1	1	18.37	18.38	18.33	0
		1	13	18.29	18.32	18.25	0
		1	23	18.24	18.31	18.26	0
		12	0	17.30	17.30	17.28	1
		12	7	18.23	18.33	18.25	0
		12	13	17.24	17.33	17.18	1
		25	0	17.21	17.31	17.26	1

NR Conducted Power (Full)							
NR Band 5_Ant 0							
BW	MCS Index	RB Size	RB Offset	Low	Mid	High	3GPP MPR (dB)
		Channel		166800	167300	167800	
		Frequence (MHz)		834	836.5	839	
20M	BPSK	1	1	20.20	20.30	20.27	0
20M	QPSK	1	1	20.31	20.36	20.41	0
		1	53	20.20	20.24	20.30	0
		1	104	20.22	20.30	20.34	0
		50	0	19.18	19.27	19.27	1
		50	28	20.21	20.22	20.31	0
		50	56	19.21	19.26	19.28	1
		100	0	19.27	19.33	19.35	1
BW	MCS Index	Channel		166300	167300	168300	3GPP MPR
		Frequence (MHz)		831.5	836.5	841.5	
15M	BPSK	1	1	20.23	20.30	20.34	0
15M	QPSK	1	1	20.30	20.35	20.40	0
		1	40	20.21	20.31	20.28	0
		1	77	20.24	20.25	20.33	0
		36	0	19.21	19.23	19.29	1
		36	22	20.24	20.25	20.23	0
		36	43	19.16	19.25	19.29	1
		75	0	19.29	19.31	19.32	1
BW	MCS Index	Channel		165800	167300	168800	3GPP MPR
		Frequence (MHz)		829	836.5	844	
10M	BPSK	1	1	20.20	20.23	20.25	0
10M	QPSK	1	1	20.29	20.30	20.37	0
		1	26	20.19	20.26	20.31	0
		1	50	20.17	20.29	20.32	0
		25	0	19.17	19.22	19.26	1
		25	14	20.16	20.21	20.28	0
		25	27	19.13	19.20	19.32	1
		50	0	19.27	19.30	19.34	1
BW	MCS Index	Channel		165300	167300	169300	3GPP MPR
		Frequence (MHz)		826.5	836.5	846.5	
5M	BPSK	1	1	20.19	20.21	20.31	0
5M	QPSK	1	1	20.29	20.28	20.32	0
		1	13	20.20	20.17	20.27	0
		1	23	20.19	20.22	20.31	0
		12	0	19.11	19.19	19.29	1
		12	7	20.20	20.14	20.25	0
		12	13	19.21	19.14	19.21	1
		25	0	19.25	19.27	19.33	1

NR Conducted Power (Full)							
NR Band 7_Ant 0							
BW	MCS Index	Channel		504000	507000	510000	3GPP MPR
		Frequence (MHz)		2520	2535	2550	
40M	BPSK	1	1	17.27	17.39	17.35	0
40M	QPSK	1	1	17.36	17.47	17.41	0
		1	108	17.31	17.38	17.28	0
		1	214	17.29	17.36	17.35	0
		108	0	16.20	16.34	16.32	1
		108	54	17.20	17.46	17.34	0
		108	108	16.26	16.42	16.31	1
		216	0	16.19	16.37	16.25	1

NR Conducted Power (Full)							
NR Band 7_Ant 0							
BW	MCS Index	Channel		503000	507000	511000	3GPP MPR
		Frequence (MHz)		2515	2535	2555	
30M	BPSK	1	1	17.25	17.37	17.33	0
30M	QPSK	1	1	17.34	17.45	17.39	0
		1	80	17.29	17.36	17.26	0
		1	158	17.27	17.34	17.33	0
		80	0	16.18	16.32	16.30	1
		80	40	17.18	17.44	17.32	0
		80	80	16.24	16.40	16.29	1
		160	0	16.17	16.35	16.23	1
BW	MCS Index	Channel		502500	507000	511500	3GPP MPR
		Frequence (MHz)		2512.5	2535	2557.5	
25M	BPSK	1	1	17.24	17.36	17.32	0
25M	QPSK	1	1	17.33	17.44	17.38	0
		1	67	17.28	17.35	17.25	0
		1	131	17.26	17.33	17.32	0
		64	0	16.17	16.31	16.29	1
		64	35	17.17	17.43	17.31	0
		64	69	16.23	16.39	16.28	1
		128	0	16.28	16.35	16.35	1
BW	MCS Index	Channel		502000	507000	512000	3GPP MPR
		Frequence (MHz)		2510	2535	2560	
20M	BPSK	1	1	17.23	17.35	17.31	0
20M	QPSK	1	1	17.32	17.43	17.37	0
		1	53	17.27	17.34	17.24	0
		1	104	17.25	17.32	17.31	0
		50	0	16.16	16.30	16.28	1
		50	28	17.16	17.42	17.30	0
		50	56	16.22	16.38	16.27	1
		100	0	16.27	16.34	16.34	1
BW	MCS Index	Channel		501500	507000	512500	3GPP MPR
		Frequence (MHz)		2507.5	2535	2562.5	
15M	BPSK	1	1	17.18	17.31	17.29	0
15M	QPSK	1	1	17.29	17.39	17.35	0
		1	40	17.18	17.34	17.28	0
		1	77	17.21	17.35	17.26	0
		36	0	16.25	16.35	16.28	1
		36	22	17.18	17.34	17.30	0
		36	43	16.22	16.26	16.26	1
		75	0	16.27	16.36	16.30	1

NR Conducted Power (Full)							
NR Band 7_Ant 0							
BW	MCS Index	Channel		501000	507000	513000	3GPP MPR
		Frequence (MHz)		2505	2535	2565	
10M	BPSK	1	1	17.19	17.23	17.22	0
10M	QPSK	1	1	17.28	17.38	17.33	0
		1	26	17.17	17.27	17.21	0
		1	50	17.22	17.24	17.24	0
		25	0	16.12	16.27	16.17	1
		25	14	17.21	17.21	17.26	0
		25	27	16.17	16.32	16.19	1
		50	0	16.23	16.34	16.28	1
BW	MCS Index	Channel		500500	507000	513500	3GPP MPR
		Frequence (MHz)		2502.5	2535	2567.5	
5M	BPSK	1	1	17.17	17.27	17.24	0
5M	QPSK	1	1	17.28	17.33	17.30	0
		1	13	17.22	17.31	17.21	0
		1	23	17.17	17.24	17.26	0
		12	0	16.11	16.28	16.20	1
		12	7	17.17	17.30	17.16	0
		12	13	16.22	16.20	16.20	1
		25	0	16.19	16.17	16.15	1

NR Conducted Power (Full)							
NR Band 12_Ant 0							
BW	MCS Index	RB Size	RB Offset	Low	Mid	High	3GPP MPR (dB)
		Channel		141300	141500	141700	
		Frequence (MHz)		706.5	707.5	708.5	
15M	BPSK	1	1	20.83	20.82	20.76	0
15M	QPSK	1	1	20.96	20.89	20.82	0
		1	40	20.86	20.87	20.76	0
		1	77	20.83	20.83	20.73	0
		36	0	19.90	19.81	19.66	1
		36	22	20.89	20.80	20.68	0
		36	43	19.89	19.86	19.68	1
		75	0	19.92	19.89	19.79	1
BW	MCS Index	Channel		140800	141500	142200	3GPP MPR
		Frequence (MHz)		704	707.5	711	
10M	BPSK	1	1	20.81	20.82	20.75	0
10M	QPSK	1	1	20.92	20.90	20.84	0
		1	26	20.81	20.84	20.70	0
		1	50	20.86	20.83	20.69	0
		25	0	19.90	19.78	19.70	1
		25	14	20.84	20.83	20.73	0
		25	27	19.87	19.86	19.66	1
		50	0	19.89	19.89	19.78	1
BW	MCS Index	Channel		140300	141500	142700	3GPP MPR
		Frequence (MHz)		701.5	707.5	713.5	
5M	BPSK	1	1	20.85	20.79	20.75	0
5M	QPSK	1	1	20.87	20.85	20.82	0
		1	13	20.78	20.82	20.72	0
		1	23	20.78	20.83	20.76	0
		12	0	19.80	19.75	19.77	1
		12	7	20.82	20.84	20.73	0
		12	13	19.79	19.76	19.73	1
		25	0	19.89	19.83	19.79	1

NR Conducted Power (Full)							
NR Band 13_Ant 0							
BW	MCS Index	RB Size	RB Offset	Low	Mid	High	3GPP MPR (dB)
		Channel			156400		
		Frequence (MHz)			782		
10M	BPSK	1	1		20.46		0
10M	QPSK	1	1		20.49		0
		1	26		20.47		0
		1	50		20.46		0
		25	0		19.42		1
		25	14		20.43		0
		25	27		19.41		1
		50	0		19.39		1
BW	MCS Index	Channel		155900	156400	156900	3GPP MPR
		Frequence (MHz)		779.5	782	784.5	
5M	BPSK	1	1	20.20	20.36	20.26	0
5M	QPSK	1	1	20.31	20.44	20.37	0
		1	13	20.21	20.37	20.27	0
		1	23	20.16	20.40	20.32	0
		12	0	19.22	19.39	19.23	1
		12	7	20.22	20.33	20.31	0
		12	13	19.24	19.34	19.33	1
		25	0	19.12	19.30	19.35	1

NR Conducted Power (Full)							
NR Band 14_Ant 0							
BW	MCS Index	RB Size	RB Offset	Low	Mid	High	3GPP MPR (dB)
		Channel			158600		
		Frequence (MHz)			793		
10M	BPSK	1	1		21.38		0
10M	QPSK	1	1		21.42		0
		1	26		20.38		0
		1	50		21.39		0
		25	0		20.36		1
		25	14		21.36		0
		25	27		20.34		1
		50	0		20.36		1
BW	MCS Index	Channel		158100	158600	159100	3GPP MPR
		Frequence (MHz)		790.5	793	795.5	
5M	BPSK	1	1	21.13	21.29	21.19	0
5M	QPSK	1	1	21.24	21.37	21.30	0
		1	13	21.14	21.30	21.20	0
		1	23	21.09	21.33	21.25	0
		12	0	20.15	20.32	20.16	1
		12	7	21.15	21.26	21.24	0
		12	13	20.17	20.27	20.26	1
		25	0	20.05	20.23	20.28	1

NR Conducted Power (Full)							
NR Band 25_Ant 0							
BW	MCS Index	RB Size	RB Offset	Low	Mid	High	3GPP MPR (dB)
		Channel		374000	376500	379000	
		Frequence (MHz)		1870	1882.5	1895	
40M	BPSK	1	1	18.73	18.58	18.51	0
40M	QPSK	1	1	18.78	18.66	18.60	0
		1	108	18.73	18.56	18.48	0
		1	214	18.71	18.54	18.50	0
		108	0	17.62	17.57	17.51	1
		108	54	18.74	18.54	18.44	0
		108	108	17.69	17.51	17.47	1
		216	0	17.67	17.52	17.51	1
BW	MCS Index	Channel		373500	376500	379500	3GPP MPR
		Frequence (MHz)		1867.5	1882.5	1897.5	
35M	BPSK	1	1	18.62	18.48	18.43	0
35M	QPSK	1	1	18.69	18.57	18.52	0
		1	94	18.58	18.51	18.45	0
		1	186	18.65	18.49	18.40	0
		80	0	17.62	17.47	17.44	1
		94	47	18.54	18.53	18.37	0
		94	94	17.57	17.50	17.44	1
		180	0	17.63	17.56	17.45	1
BW	MCS Index	Channel		373000	376500	380000	3GPP MPR
		Frequence (MHz)		1865	1882.5	1900	
30M	BPSK	1	1	18.60	18.45	18.38	0
30M	QPSK	1	1	18.65	18.53	18.47	0
		1	80	18.60	18.43	18.35	0
		1	158	18.58	18.41	18.37	0
		80	0	17.49	17.44	17.38	1
		80	40	18.61	18.41	18.31	0
		80	80	17.56	17.38	17.34	1
		160	0	17.61	17.50	17.43	1
BW	MCS Index	Channel		372500	376500	380500	3GPP MPR
		Frequence (MHz)		1862.5	1882.5	1902.5	
25M	BPSK	1	1	18.59	18.44	18.37	0
25M	QPSK	1	1	18.64	18.52	18.46	0
		1	67	18.59	18.42	18.34	0
		1	131	18.57	18.40	18.36	0
		64	0	17.48	17.43	17.37	1
		64	35	18.60	18.40	18.30	0
		64	69	17.55	17.37	17.33	1
		128	0	17.60	17.49	17.42	1
		133	0	17.56	17.38	17.30	1

NR Conducted Power (Full)							
NR Band 25_Ant 0							
BW	MCS Index	Channel		372000	376500	381000	3GPP MPR
		Frequence (MHz)		1860	1882.5	1905	
20M	BPSK	1	1	18.58	18.43	18.36	-0.09
20M	QPSK	1	1	18.63	18.51	18.45	-0.09
		1	53	18.58	18.41	18.33	-0.09
		1	104	18.56	18.39	18.35	-0.09
		50	0	17.47	17.42	17.36	0.91
		50	28	18.59	18.39	18.29	-0.09
		50	56	17.54	17.36	17.32	0.91
		100	0	17.59	17.48	17.41	0.91
BW	MCS Index	Channel		371500	376500	381500	3GPP MPR
		Frequence (MHz)		1857.5	1882.5	1907.5	
15M	BPSK	1	1	18.55	18.41	18.36	-0.09
15M	QPSK	1	1	18.62	18.50	18.45	-0.09
		1	40	18.51	18.44	18.38	-0.09
		1	77	18.58	18.42	18.33	-0.09
		36	0	17.55	17.40	17.37	0.91
		36	22	18.47	18.46	18.30	-0.09
		36	43	17.50	17.43	17.37	0.91
		75	0	17.56	17.49	17.38	0.91
BW	MCS Index	Channel		371000	376500	382000	3GPP MPR
		Frequence (MHz)		1855	1882.5	1910	
10M	BPSK	1	1	18.48	18.38	18.39	0
10M	QPSK	1	1	18.60	18.50	18.40	0
		1	26	18.52	18.44	18.38	0
		1	50	18.50	18.38	18.39	0
		25	0	17.46	17.33	17.34	1
		25	14	18.56	18.35	18.34	0
		25	27	17.54	17.33	17.37	1
		50	0	17.58	17.43	17.40	1
BW	MCS Index	Channel		370500	376500	382500	3GPP MPR
		Frequence (MHz)		1852.5	1882.5	1912.5	
5M	BPSK	1	1	18.47	18.44	18.34	0
5M	QPSK	1	1	18.56	18.48	18.37	0
		1	13	18.54	18.39	18.28	0
		1	23	18.50	18.39	18.26	0
		12	0	17.52	17.41	17.30	1
		12	7	18.52	18.37	18.33	0
		12	13	17.43	17.43	17.23	1
		25	0	17.57	17.34	17.21	1

NR Conducted Power (Full)							
NR Band 26_Ant 0							
BW	MCS Index	RB Size	RB Offset	Low	Mid	High	3GPP MPR (dB)
		Channel		164800	166300	167800	
		Frequence (MHz)		824	831.5	839	
20M	BPSK	1	1	20.93	20.89	20.97	0
20M	QPSK	1	1	20.95	20.91	20.99	0
		1	53	20.81	20.76	20.87	0
		1	104	20.87	20.79	20.93	0
		50	0	19.88	19.80	19.84	1
		50	28	20.77	20.80	20.92	0
		50	56	19.88	19.78	19.85	1
		100	0	19.87	19.88	19.95	1
BW	MCS Index	Channel		164300	166300	168300	3GPP MPR
		Frequence (MHz)		821.5	831.5	841.5	
15M	BPSK	1	1	20.90	20.81	20.92	0
15M	QPSK	1	1	20.86	20.81	20.97	0
		1	40	20.80	20.75	20.77	0
		1	77	20.87	20.77	20.85	0
		36	0	19.86	19.73	19.75	1
		36	22	20.69	20.76	20.89	0
		36	43	19.84	19.68	19.77	1
		75	0	19.87	19.79	19.92	1
BW	MCS Index	Channel		163800	166300	168800	3GPP MPR
		Frequence (MHz)		819	831.5	844	
10M	BPSK	1	1	20.89	20.71	20.84	0
10M	QPSK	1	1	20.84	20.74	20.95	0
		1	26	20.70	20.67	20.73	0
		1	50	20.82	20.74	20.79	0
		25	0	19.76	19.64	19.65	1
		25	14	20.67	20.71	20.82	0
		25	27	19.82	19.67	19.67	1
		50	0	19.85	19.71	19.83	1
BW	MCS Index	Channel		163300	166300	169300	3GPP MPR
		Frequence (MHz)		816.5	831.5	846.5	
5M	BPSK	1	1	20.80	20.61	20.80	0
5M	QPSK	1	1	20.84	20.74	20.88	0
		1	13	20.61	20.66	20.69	0
		1	23	20.72	20.69	20.72	0
		12	0	19.68	19.56	19.63	1
		12	7	20.65	20.61	20.76	0
		12	13	19.76	19.58	19.66	1
		25	0	19.78	19.62	19.69	1

NR Conducted Power (Full)							
NR Band 66_Ant 0							
BW	MCS Index	Channel		346000	349000	352000	3GPP MPR
		Frequence (MHz)		1730	1745	1760	
40M	BPSK	1	1	14.69	14.74	14.60	0
40M	QPSK	1	1	14.78	14.82	14.69	0
		1	108	14.45	14.49	14.37	0
		1	214	14.75	14.78	14.69	0
		108	0	13.49	13.51	13.40	1
		108	54	14.51	14.58	14.41	0
		108	108	13.70	13.75	13.70	1
		216	0	13.67	13.69	13.59	1
BW	MCS Index	Channel		345500	349000	352500	3GPP MPR
		Frequence (MHz)		1727.5	1745	1762.5	
35M	BPSK	1	1	14.66	14.71	14.57	0
35M	QPSK	1	1	14.75	14.79	14.66	0
		1	94	14.42	14.46	14.34	0
		1	186	14.72	14.75	14.66	0
		80	0	13.46	13.48	13.37	1
		94	47	14.48	14.55	14.38	0
		94	94	13.67	13.72	13.67	1
		180	0	13.64	13.66	13.56	1
BW	MCS Index	Channel		345000	349000	353000	3GPP MPR
		Frequence (MHz)		1725	1745	1765	
30M	BPSK	1	1	14.54	14.64	14.51	0
30M	QPSK	1	1	14.65	14.69	14.55	0
		1	80	14.62	14.63	14.51	0
		1	158	14.61	14.65	14.48	0
		80	0	13.57	13.66	13.47	1
		80	40	14.56	14.52	14.43	0
		80	80	13.57	13.66	13.48	1
		160	0	13.51	13.62	13.45	1
BW	MCS Index	Channel		344500	349000	353500	3GPP MPR
		Frequence (MHz)		1722.5	1745	1767.5	
25M	BPSK	1	1	14.62	14.67	14.53	0
25M	QPSK	1	1	14.71	14.75	14.62	0
		1	67	14.38	14.42	14.30	0
		1	131	14.68	14.71	14.62	0
		64	0	13.42	13.44	13.33	1
		64	35	14.44	14.51	14.34	0
		64	69	13.63	13.68	13.63	1
		128	0	13.60	13.62	13.52	1

NR Conducted Power (Full)							
NR Band 66_Ant 0							
BW	MCS Index	Channel		344000	349000	354000	3GPP MPR
		Frequence (MHz)		1720	1745	1770	
20M	BPSK	1	1	14.59	14.64	14.50	0
20M	QPSK	1	1	14.68	14.72	14.59	0
		1	53	14.35	14.39	14.27	0
		1	104	14.65	14.68	14.59	0
		50	0	13.39	13.41	13.30	1
		50	28	14.41	14.48	14.31	0
		50	56	13.60	13.65	13.60	1
		100	0	13.57	13.59	13.49	1
BW	MCS Index	Channel		343500	349000	354500	3GPP MPR
		Frequence (MHz)		1717.5	1745	1772.5	
15M	BPSK	1	1	14.64	14.71	14.56	0
15M	QPSK	1	1	14.78	14.77	14.65	0
		1	40	14.42	14.41	14.29	0
		1	77	14.68	14.74	14.64	0
		36	0	13.49	13.43	13.32	1
		36	22	14.44	14.50	14.38	0
		36	43	13.70	13.69	13.67	1
		75	0	13.60	13.61	13.53	1
BW	MCS Index	Channel		343000	349000	355000	3GPP MPR
		Frequence (MHz)		1715	1745	1775	
10M	BPSK	1	1	14.61	14.64	14.50	0
10M	QPSK	1	1	14.76	14.73	14.66	0
		1	26	14.37	14.42	14.34	0
		1	50	14.67	14.70	14.62	0
		25	0	13.49	13.48	13.32	1
		25	14	14.44	14.50	14.31	0
		25	27	13.67	13.75	13.61	1
		50	0	13.67	13.60	13.49	1
BW	MCS Index	Channel		342500	349000	355500	3GPP MPR
		Frequence (MHz)		1712.5	1745	1777.5	
5M	BPSK	1	1	14.52	14.55	14.48	0
5M	QPSK	1	1	14.66	14.66	14.66	0
		1	13	14.30	14.35	14.28	0
		1	23	14.62	14.64	14.61	0
		12	0	13.47	13.39	13.32	1
		12	7	14.42	14.46	14.30	0
		12	13	13.58	13.66	13.59	1
		25	0	13.55	13.59	13.57	1

NR Conducted Power (Full)							
NR Band 71_Ant 0							
BW	MCS Index	RB Size	RB Offset	Low	Mid	High	3GPP MPR (dB)
		Channel		135600	136100	136600	
		Frequence (MHz)		678	680.5	683	
30M	BPSK	1	1	19.22	19.32	19.34	0
30M	QPSK	1	1	19.25	19.46	19.40	0
		1	53	19.09	19.28	19.18	0
		1	104	19.22	19.3	19.23	0
		80	0	18.36	18.38	18.37	1
		80	40	19.25	19.37	19.27	0
		80	80	18.33	18.41	18.38	1
		160	0	18.33	18.35	18.33	1
BW	MCS Index	Channel		135100	136100	137100	3GPP MPR
		Frequence (MHz)		675.5	680.5	685.5	
25M	BPSK	1	1	19.20	19.29	19.30	0
25M	QPSK	1	1	19.23	19.42	19.30	0
		1	40	19.09	19.20	19.13	0
		1	77	19.13	19.21	19.17	0
		36	0	18.31	18.34	18.31	1
		36	22	19.21	19.30	19.20	0
		36	43	18.26	18.36	18.32	1
		75	0	18.26	18.32	18.32	1

NR Conducted Power (Full)							
NR Band 71_Ant 0							
BW	MCS Index	RB Size	RB Offset	Low	Mid	High	3GPP MPR (dB)
		Channel		134600	136100	137600	
		Frequence (MHz)		673	680.5	688	
20M	BPSK	1	1	19.16	19.26	19.28	0
20M	QPSK	1	1	19.19	19.40	19.34	0
		1	53	19.03	19.22	19.12	0
		1	104	19.16	19.24	19.17	0
		50	0	18.30	18.32	18.31	1
		50	28	19.19	19.31	19.21	0
		50	56	18.27	18.35	18.32	1
		100	0	18.27	18.29	18.27	1
BW	MCS Index	Channel		134100	136100	138100	3GPP MPR
		Frequence (MHz)		670.5	680.5	690.5	
15M	BPSK	1	1	19.14	19.23	19.24	0
15M	QPSK	1	1	19.17	19.36	19.24	0
		1	40	19.03	19.14	19.07	0
		1	77	19.07	19.15	19.11	0
		36	0	18.25	18.28	18.25	1
		36	22	19.15	19.24	19.14	0
		36	43	18.20	18.30	18.26	1
		75	0	18.20	18.26	18.26	1
BW	MCS Index	Channel		133600	136100	138600	3GPP MPR
		Frequence (MHz)		668	680.5	693	
10M	BPSK	1	1	19.12	19.20	19.16	0
10M	QPSK	1	1	19.09	19.29	19.15	0
		1	26	18.96	19.10	19.00	0
		1	50	19.04	19.11	19.11	0
		25	0	18.19	18.21	18.17	1
		25	14	19.11	19.18	19.04	0
		25	27	18.18	18.25	18.25	1
		50	0	18.14	18.21	18.21	1
BW	MCS Index	Channel		133100	136100	139100	3GPP MPR
		Frequence (MHz)		665.5	680.5	695.5	
5M	BPSK	1	1	19.08	19.14	19.12	0
5M	QPSK	1	1	19.07	19.19	19.06	0
		1	13	18.90	19.08	18.90	0
		1	23	18.94	19.06	19.05	0
		12	0	18.15	18.21	18.16	1
		12	7	19.07	19.08	18.97	0
		12	13	18.17	18.23	18.16	1
		25	0	18.21	18.26	18.18	1

NR Conducted Power (Full)							
NR Band 38_Ant 2							
BW	MCS Index	RB Size	RB Offset	Low	Mid	High	3GPP MPR (dB)
		Channel		518000	519000	520000	
		Frequence (MHz)		2590	2595	2600	
40M	BPSK	1	1	21.92	21.86	21.81	0
40M	QPSK	1	1	21.95	21.90	21.87	0
		1	53	21.80	21.75	21.67	0
		1	104	21.88	21.86	21.82	0
		50	0	20.94	20.93	20.87	1
		50	28	21.87	21.78	21.77	0
		50	56	20.85	20.84	20.75	1
		100	0	20.87	20.77	20.75	1
BW	MCS Index	Channel		517000	519000	521000	3GPP MPR
		Frequence (MHz)		2585	2595	2605	
30M	BPSK	1	1	21.82	21.81	21.75	0
30M	QPSK	1	1	21.93	21.90	21.77	0
		1	39	21.73	21.70	21.67	0
		1	76	21.82	21.79	21.75	0
		36	0	20.84	20.92	20.85	1
		36	21	21.85	21.74	21.75	0
		36	42	20.75	20.78	20.65	1
		75	0	20.85	20.73	20.75	1

NR Conducted Power (Full)							
NR Band 38_Ant 2							
BW	MCS Index	Channel		516000	519000	522000	3GPP MPR
		Frequence (MHz)		2580	2595	2610	
20M	BPSK	1	1	21.84	21.83	21.80	0
20M	QPSK	1	1	21.89	21.87	21.82	0
		1	26	21.73	21.74	21.58	0
		1	49	21.86	21.77	21.73	0
		25	0	20.91	20.93	20.80	1
		25	13	21.80	21.76	21.75	0
		25	26	20.85	20.77	20.69	1
		50	0	20.80	20.69	20.71	1
BW	MCS Index	Channel		515500	519000	522500	3GPP MPR
		Frequence (MHz)		2577.5	2595	2612.5	
15M	BPSK	1	1	21.81	21.77	21.71	0
15M	QPSK	1	1	21.87	21.85	21.80	0
		1	19	21.76	21.70	21.65	0
		1	36	21.78	21.82	21.78	0
		18	0	20.93	20.89	20.80	1
		18	10	21.84	21.78	21.67	0
		18	20	20.78	20.79	20.75	1
		36	0	20.84	20.73	20.66	1
BW	MCS Index	Channel		515000	519000	523000	3GPP MPR
		Frequence (MHz)		2575	2595	2615	
10M	BPSK	1	1	21.71	21.71	21.63	0
10M	QPSK	1	1	21.85	21.79	21.70	0
		1	11	21.72	21.62	21.57	0
		1	22	21.70	21.72	21.77	0
		12	0	20.90	20.82	20.72	1
		12	6	21.78	21.73	21.60	0
		12	12	20.74	20.77	20.72	1
		24	0	20.79	20.74	20.77	1

NR Conducted Power (Full)									
NR Band 41_Ant 2									
BW	MCS Index	RB Size	RB Offset	Low	Mid	Mid	Mid	High	3GPP MPR (dB)
		Channel		509202	513900	518598	523302	528000	
		Frequence (MHz)		2546.01	2569.5	2592.99	2616.51	2640	
100M	BPSK	1	1	21.59	21.73	21.82	21.78	21.66	0
100M	QPSK	1	1	21.47	21.76	21.85	21.81	21.68	0
		1	137	21.43	21.57	21.69	21.66	21.50	0
		1	271	21.22	21.37	21.44	21.38	21.28	0
		135	0	20.66	20.76	20.91	20.83	20.70	1
		135	69	21.61	21.79	21.81	21.75	21.69	0
		135	138	20.78	20.83	20.95	20.86	20.78	1
		270	0	20.70	20.83	20.89	20.85	20.78	1
BW	MCS Index	Channel		508200	513402	518598	523800	528996	3GPP MPR
		Frequence (MHz)		2541	2567.01	2592.99	2619	2644.98	
90M	BPSK	1	1	21.59	21.63	21.81	21.71	21.65	0
90M	QPSK	1	1	21.39	21.67	21.81	21.77	21.67	0
		1	123	21.41	21.49	21.59	21.58	21.50	0
		1	243	21.19	21.28	21.40	21.34	21.19	0
		120	0	20.60	20.74	20.81	20.79	20.66	1
		120	63	21.60	21.75	21.73	21.67	21.69	0
		120	125	20.76	20.83	20.95	20.76	20.77	1
		243	0	20.67	20.80	20.83	20.83	20.77	1
BW	MCS Index	Channel		507204	509304	518598	524298	529998	3GPP MPR
		Frequence (MHz)		2536.02	2546.52	2592.99	2621.49	2649.99	
80M	BPSK	1	1	21.54	21.64	21.76	21.78	21.56	0
80M	QPSK	1	1	21.37	21.73	21.78	21.75	21.64	0
		1	109	21.34	21.52	21.66	21.62	21.40	0
		1	215	21.17	21.31	21.39	21.35	21.21	0
		108	0	20.61	20.66	20.89	20.83	20.64	1
		108	55	21.61	21.75	21.78	21.73	21.62	0
		108	109	20.77	20.82	20.94	20.79	20.77	1
		216	0	20.66	20.73	20.79	20.85	20.77	1

NR Conducted Power (Full)									
NR Band 41_Ant 2									
BW	MCS Index	Channel		505200	511896	518598	525294	531996	3GPP MPR
		Frequence (MHz)		2526	2559.48	2592.99	2626.48	2659.98	
60M	BPSK	1	1	21.51	21.61	21.68	21.72	21.55	0
60M	QPSK	1	1	21.28	21.68	21.75	21.71	21.63	0
		1	81	21.32	21.52	21.58	21.54	21.37	0
		1	160	21.12	21.21	21.37	21.27	21.16	0
		81	0	20.55	20.65	20.89	20.79	20.58	1
		81	41	21.61	21.74	21.71	21.64	21.54	0
		81	81	20.73	20.81	20.90	20.75	20.76	1
		162	0	20.68	20.75	20.82	20.73	20.71	1
BW	MCS Index	Channel		504204	511404	518598	525798	532998	3GPP MPR
		Frequence (MHz)		2521.02	2557.02	2592.99	2628.99	2664.99	
50M	BPSK	1	1	21.52	21.59	21.75	21.76	21.53	0
50M	QPSK	1	1	21.36	21.63	21.71	21.73	21.62	0
		1	67	21.28	21.49	21.57	21.59	21.33	0
		1	131	21.14	21.26	21.31	21.34	21.20	0
		64	0	20.53	20.57	20.87	20.79	20.59	1
		64	35	21.52	21.71	21.77	21.66	21.52	0
		64	69	20.69	20.81	20.93	20.76	20.74	1
		128	0	20.56	20.72	20.75	20.82	20.71	1
BW	MCS Index	Channel		503202	510900	518598	526296	534000	3GPP MPR
		Frequence (MHz)		2516.01	2554.5	2592.99	2631.48	2670	
40M	BPSK	1	1	21.44	21.50	21.74	21.71	21.47	0
40M	QPSK	1	1	21.33	21.63	21.67	21.63	21.53	0
		1	53	21.18	21.42	21.56	21.51	21.30	0
		1	104	21.09	21.20	21.21	21.29	21.18	0
		50	0	20.48	20.47	20.79	20.71	20.58	1
		50	28	21.52	21.69	21.75	21.56	21.46	0
		50	56	20.66	20.76	20.85	20.71	20.71	1
		100	0	20.46	20.68	20.75	20.81	20.70	1
BW	MCS Index	Channel		502200	510396	518598	526794	534996	3GPP MPR
		Frequence (MHz)		2511	2551.98	2592.99	2633.97	2674.98	
30M	BPSK	1	1	21.45	21.53	21.71	21.72	21.49	0
30M	QPSK	1	1	21.35	21.53	21.64	21.60	21.56	0
		1	39	21.27	21.43	21.51	21.57	21.23	0
		1	76	21.14	21.17	21.29	21.32	21.16	0
		36	0	20.47	20.47	20.84	20.77	20.49	1
		36	21	21.47	21.68	21.76	21.65	21.43	0
		36	42	20.63	20.80	20.90	20.72	20.72	1
		75	0	20.46	20.69	20.67	20.75	20.67	1
BW	MCS Index	Channel		501204	509898	518598	527298	535998	3GPP MPR
		Frequence (MHz)		2506.02	2549.49	2592.99	2636.49	2679.99	
20M	BPSK	1	1	21.52	21.57	21.68	21.76	21.47	0
20M	QPSK	1	1	21.26	21.63	21.61	21.56	21.52	0
		1	26	21.25	21.45	21.56	21.57	21.30	0
		1	49	21.06	21.24	21.25	21.26	21.17	0
		25	0	20.50	20.54	20.77	20.78	20.56	1
		25	13	21.44	21.66	21.71	21.63	21.42	0
		25	26	20.64	20.73	20.87	20.68	20.70	1
		50	0	20.49	20.70	20.69	20.76	20.63	1

NR Conducted Power (Full)									
NR Band 41_Ant 2									
BW	MCS Index	Channel		500700	509646	518598	527544	536496	3GPP MPR
		Frequence (MHz)		2503.5	2548.23	2592.99	2637.72	2682.48	
15M	BPSK	1	1	21.46	21.50	21.61	21.43	21.40	0
15M	QPSK	1	1	21.18	21.57	21.57	21.52	21.50	0
		1	19	21.16	21.44	21.54	21.50	21.24	0
		1	36	20.97	21.19	21.22	21.17	21.09	0
		18	0	20.41	20.54	20.67	20.73	20.53	1
		18	10	21.36	21.58	21.67	21.61	21.39	0
		18	20	20.54	20.67	20.84	20.59	20.62	1
		36	0	20.46	20.65	20.60	20.70	20.59	1
BW	MCS Index	Channel		500202	509400	518598	527796	537000	3GPP MPR
		Frequence (MHz)		2501.01	2547	2592.99	2638.98	2685	
10M	BPSK	1	1	21.40	21.42	21.61	21.41	21.34	0
10M	QPSK	1	1	21.12	21.49	21.47	21.43	21.50	0
		1	11	21.08	21.40	21.50	21.48	21.21	0
		1	22	20.93	21.18	21.14	21.12	21.05	0
		12	0	20.35	20.50	20.58	20.68	20.45	1
		12	6	21.29	21.51	21.67	21.60	21.33	0
		12	12	20.49	20.61	20.81	20.51	20.62	1
		24	0	20.41	20.55	20.72	20.46	20.57	1

NR Conducted Power (Full)								
NR Band 48_Ant 3								
BW	MCS Index	RB Size	RB Offset	Low	Mid	Mid	High	3GPP MPR (dB)
		Channel		638000	640444	642888	645332	
		Frequence (MHz)		3570	3606.66	3643.32	3679.98	
40M	BPSK	1	1	19.02	18.86	18.81	18.76	0
40M	QPSK	1	1	19.04	18.93	18.91	18.82	0
		1	53	18.91	18.85	18.82	18.73	0
		1	104	18.89	18.88	18.82	18.82	0
		50	0	18.02	17.93	17.87	17.86	1
		50	28	18.98	18.96	18.86	18.85	0
		50	56	17.94	17.93	17.88	17.79	1
		100	0	17.98	17.91	17.91	17.90	1
BW	MCS Index	Channel		637668	640334	643000	645666	3GPP MPR
		Frequence (MHz)		3565.02	3605.01	3645	3684.99	
30M	BPSK	1	1	18.96	18.83	18.73	18.75	0
30M	QPSK	1	1	19.01	18.84	18.91	18.77	0
		1	39	18.88	18.81	18.75	18.69	0
		1	76	18.83	18.87	18.82	18.72	0
		36	0	17.95	17.83	17.80	17.86	1
		36	21	18.95	18.93	18.82	18.78	0
		36	42	17.86	17.84	17.84	17.79	1
		75	0	17.95	17.86	17.90	17.86	1
BW	MCS Index	Channel		637334	640222	643110	646000	3GPP MPR
		Frequence (MHz)		3560.01	3603.33	3646.65	3690	
20M	BPSK	1	1	18.96	18.77	18.70	18.69	0
20M	QPSK	1	1	18.96	18.84	18.90	18.69	0
		1	26	18.83	18.71	18.65	18.66	0
		1	49	18.75	18.77	18.77	18.69	0
		25	0	17.91	17.81	17.72	17.76	1
		25	13	18.89	18.92	18.79	18.72	0
		25	26	17.84	17.81	17.79	17.75	1
		50	0	17.89	17.77	17.88	17.77	1
BW	MCS Index	Channel		637168	640168	643166	646166	3GPP MPR
		Frequence (MHz)		3557.52	3602.52	3647.49	3692.49	
15M	BPSK	1	1	18.86	18.77	18.70	18.62	0
15M	QPSK	1	1	18.92	18.83	18.87	18.63	0
		1	19	18.78	18.62	18.60	18.61	0
		1	36	18.72	18.73	18.77	18.62	0
		18	0	17.81	17.71	17.71	17.67	1
		18	10	18.80	18.89	18.76	18.63	0
		18	20	17.81	17.77	17.77	17.75	1
		36	0	17.79	17.76	17.86	17.71	1
BW	MCS Index	Channel		637000	640110	643222	646332	3GPP MPR
		Frequence (MHz)		3555	3601.65	3648.33	3694.98	
10M	BPSK	1	1	18.79	18.75	18.64	18.56	0
10M	QPSK	1	1	18.86	18.76	18.84	18.56	0
		1	11	18.72	18.53	18.53	18.57	0
		1	22	18.70	18.69	18.68	18.56	0
		12	0	17.74	17.69	17.66	17.59	1
		12	6	18.73	18.80	18.72	18.57	0
		12	12	17.79	17.68	17.76	17.75	1
		24	0	17.71	17.76	17.72	17.66	1

NR Conducted Power (Full)							
NR Band 77 For 3450-3550MHz_Ant 3							
BW	MCS Index	RB Size	RB Offset	Low	Mid	High	3GPP MPR (dB)
		Channel			633334		
		Frequence (MHz)			3500.01		
100M	BPSK	1	1		19.30		0
100M	QPSK	1	1		19.31		0
		1	137		19.29		0
		1	271		19.27		0
		135	0		18.23		1
		135	69		19.13		0
		135	138		18.23		1
		270	0		18.20		1
BW	MCS Index	Channel		633000	633334	633666	3GPP MPR
		Frequence (MHz)		3495	3500.01	3504.99	
90M	BPSK	1	1	19.07	19.11	18.96	0
90M	QPSK	1	1	19.11	19.13	19.04	0
		1	123	19.01	19.02	18.98	0
		1	243	19.05	19.09	18.95	0
		120	0	18.02	18.04	17.99	1
		120	63	18.96	19.06	18.98	0
		120	125	18.03	18.11	18.02	1
		243	0	18.10	18.12	18.00	1
BW	MCS Index	Channel		632668	633334	634000	3GPP MPR
		Frequence (MHz)		3490.02	3500.01	3510	
80M	BPSK	1	1	18.97	18.99	18.96	0
80M	QPSK	1	1	19.08	19.09	19.04	0
		1	109	18.99	18.99	18.96	0
		1	215	19.05	19.02	18.98	0
		108	0	17.95	17.99	17.88	1
		108	55	19.04	19.06	18.91	0
		108	109	18.02	18.04	17.92	1
		216	0	18.07	18.09	18.01	1
BW	MCS Index	Channel		632334	633334	634332	3GPP MPR
		Frequence (MHz)		3485.01	3500.01	3514.98	
70M	BPSK	1	1	18.99	18.97	18.90	0
70M	QPSK	1	1	19.04	19.06	18.99	0
		1	95	18.93	19.01	18.97	0
		1	187	19.00	18.98	18.95	0
		90	0	17.98	17.97	17.91	1
		90	50	18.93	19.01	18.86	0
		90	99	18.01	17.95	17.86	1
		180	0	18.00	18.03	18.00	1
BW	MCS Index	Channel		632000	633334	634666	3GPP MPR
		Frequence (MHz)		3480	3500.01	3519.99	
60M	BPSK	1	1	18.90	18.94	18.91	0
60M	QPSK	1	1	19.03	19.05	18.96	0
		1	81	18.98	19.00	18.92	0
		1	160	18.91	18.97	18.90	0
		81	0	17.89	17.90	17.90	1
		81	41	18.88	18.95	18.89	0
		81	81	17.98	17.98	17.92	1
		162	0	17.80	17.88	17.81	1

NR Conducted Power (Full)							
NR Band 77 For 3450-3550MHz_Ant 3							
BW	MCS Index	Channel		631668	633334	635000	3GPP MPR
		Frequence (MHz)		3475.02	3500.01	3525	
50M	BPSK	1	1	18.90	18.95	18.81	0
50M	QPSK	1	1	18.99	19.01	18.95	0
		1	67	18.90	18.92	18.85	0
		1	131	18.91	18.95	18.85	0
		64	0	17.97	17.91	17.87	1
		64	35	18.91	18.97	18.79	0
		64	69	17.97	17.95	17.83	1
		128	0	17.95	18.00	17.90	1
BW	MCS Index	Channel		631334	633334	635332	3GPP MPR
		Frequence (MHz)		3470.01	3500.01	3529.98	
40M	BPSK	1	1	18.87	18.87	18.85	0
40M	QPSK	1	1	18.96	18.97	18.91	0
		1	53	18.93	18.93	18.82	0
		1	104	18.92	18.91	18.85	0
		50	0	17.83	17.83	17.79	1
		50	28	18.82	18.88	18.87	0
		50	56	17.91	17.91	17.89	1
		100	0	17.91	17.96	17.91	1
BW	MCS Index	Channel		631000	633334	635666	3GPP MPR
		Frequence (MHz)		3465	3500.01	3534.99	
30M	BPSK	1	1	18.86	18.85	18.85	0
30M	QPSK	1	1	18.91	18.95	18.88	0
		1	39	18.87	18.86	18.79	0
		1	76	18.82	18.89	18.84	0
		36	0	17.79	17.88	17.78	1
		36	21	18.84	18.88	18.77	0
		36	42	17.90	17.80	17.79	1
		75	0	17.91	17.93	17.85	1

NR Conducted Power (Full)							
NR Band 77 For 3450-3550MHz_Ant 3							
BW	MCS Index	Channel		630668	633334	636000	3GPP MPR
		Frequence (MHz)		3460.02	3500.01	3540	
20M	BPSK	1	1	18.85	18.89	18.76	0
20M	QPSK	1	1	18.86	18.94	18.83	0
		1	26	18.81	18.82	18.74	0
		1	49	18.78	18.83	18.74	0
		25	0	17.82	17.85	17.79	1
		25	13	18.78	18.88	18.70	0
		25	26	17.81	17.81	17.81	1
		50	0	17.88	17.88	17.82	1
BW	MCS Index	Channel		630500	633334	636166	3GPP MPR
		Frequence (MHz)		3457.5	3500.01	3542.49	
15M	BPSK	1	1	18.76	18.82	18.73	0
15M	QPSK	1	1	18.84	18.91	18.79	0
		1	19	18.78	18.80	18.76	0
		1	36	18.73	18.83	18.76	0
		18	0	17.69	17.88	17.76	1
		18	10	18.79	18.85	18.77	0
		18	20	17.80	17.78	17.69	1
		36	0	17.83	17.88	17.77	1
BW	MCS Index	Channel		630334	633334	636332	3GPP MPR
		Frequence (MHz)		3455.01	3500.01	3544.98	
10M	BPSK	1	1	18.75	18.79	18.67	0
10M	QPSK	1	1	18.81	18.86	18.79	0
		1	11	18.77	18.81	18.67	0
		1	22	18.75	18.82	18.67	0
		12	0	17.74	17.84	17.68	1
		12	6	18.73	18.75	18.64	0
		12	12	17.75	17.82	17.66	1
		24	0	17.65	17.71	17.55	1

NR Conducted Power (Full)									
NR Band 77 For 3700~3980MHz_Ant 3									
BW	MCS Index	RB Size	RB Offset	Low	Mid	Mid	Mid	High	3GPP MPR (dB)
		Channel		650000	653000	656000	659000	662000	
		Frequence (MHz)		3750	3795	3840	3885	3930	
100M	BPSK	1	1	19.05	19.15	18.97	19.22	19.12	0
100M	QPSK	1	1	19.10	19.18	18.98	19.35	19.16	0
		1	137	19.14	19.21	19.11	19.22	19.14	0
		1	271	19.11	19.20	19.08	19.30	19.16	0
		135	0	18.21	18.23	18.12	18.31	18.23	1
		135	69	19.08	19.15	18.99	19.28	19.12	0
		135	138	18.07	18.19	18.04	18.25	18.14	1
		270	0	18.20	18.33	18.20	18.35	18.27	1
BW	MCS Index	Channel		649668	652834	656000	659166	662332	3GPP MPR
		Frequence (MHz)		3745.02	3792.51	3840	3887.49	3934.98	
90M	BPSK	1	1	18.96	19.11	18.88	19.19	19.09	0
90M	QPSK	1	1	19.03	19.08	18.94	19.29	19.10	0
		1	123	19.05	19.11	19.09	19.22	19.08	0
		1	243	19.07	19.15	19.08	19.23	19.07	0
		120	0	18.11	18.23	18.08	18.24	18.16	1
		120	63	19.03	19.08	18.89	19.11	19.08	0
		120	125	18.07	18.11	18.00	18.18	18.11	1
		243	0	18.18	18.30	18.19	18.25	18.18	1
BW	MCS Index	Channel		649334	652666	656000	659334	662666	3GPP MPR
		Frequence (MHz)		3740.01	3789.99	3840	3890.01	3939.99	
80M	BPSK	1	1	18.97	19.08	18.95	19.18	19.04	0
80M	QPSK	1	1	19.09	19.10	18.96	19.26	19.16	0
		1	109	19.07	19.12	19.09	19.18	19.14	0
		1	215	19.08	19.20	19.03	19.22	19.12	0
		108	0	18.12	18.15	18.07	18.28	18.23	1
		108	55	19.06	19.11	18.90	19.15	19.11	0
		108	109	18.01	18.17	18.01	18.17	18.04	1
		216	0	18.13	18.26	18.14	18.25	18.20	1
BW	MCS Index	Channel		649000	652500	656000	659500	663000	3GPP MPR
		Frequence (MHz)		3735	3787.5	3840	3892.5	3945	
70M	BPSK	1	1	18.96	19.06	18.96	19.13	19.12	0
70M	QPSK	1	1	19.08	19.14	18.94	19.28	19.10	0
		1	95	19.07	19.19	19.07	19.14	19.13	0
		1	187	19.01	19.17	19.00	19.23	19.14	0
		90	0	18.11	18.23	18.05	18.27	18.18	1
		90	50	19.08	19.08	18.95	19.17	19.03	0
		90	99	18.01	18.16	17.96	18.23	18.06	1
		180	0	18.18	18.27	18.16	18.25	18.24	1
BW	MCS Index	Channel		648668	652334	656000	659666	663332	3GPP MPR
		Frequence (MHz)		3730.02	3785.01	3840	3894.99	3949.98	
60M	BPSK	1	1	18.93	19.02	18.92	19.12	19.05	0
60M	QPSK	1	1	18.98	19.10	18.87	19.21	19.03	0
		1	81	18.97	19.09	19.04	19.09	19.05	0
		1	160	19.00	19.13	19.00	19.14	19.09	0
		81	0	18.10	18.22	17.97	18.27	18.11	1
		81	41	19.02	19.06	18.94	19.11	19.03	0
		81	81	17.95	18.12	17.96	18.14	18.04	1
		162	0	18.08	18.15	18.04	18.18	18.06	1

NR Conducted Power (Full)									
NR Band 77 For 3700~3980MHz_Ant 3									
BW	MCS Index	Channel		648334	652166	656000	659834	663666	3GPP MPR
		Frequence (MHz)		3725.01	3782.49	3840	3897.51	3954.99	
50M	BPSK	1	1	18.91	19.06	18.92	19.11	19.10	0
50M	QPSK	1	1	19.05	19.10	18.93	19.18	19.03	0
		1	67	18.98	19.15	19.02	19.12	19.08	0
		1	131	18.95	19.12	18.99	19.13	19.04	0
		64	0	18.09	18.16	17.96	18.27	18.11	1
		64	35	19.00	19.08	18.92	19.13	18.94	0
		64	69	17.99	18.10	17.95	18.23	17.96	1
		128	0	18.14	18.25	18.11	18.24	18.14	1
BW	MCS Index	Channel		648000	652000	656000	660000	664000	3GPP MPR
		Frequence (MHz)		3720	3780	3840	3900	3960	
40M	BPSK	1	1	18.84	18.98	18.90	19.08	19.06	0
40M	QPSK	1	1	19.04	19.05	18.88	19.14	18.93	0
		1	53	18.94	19.15	19.01	19.11	19.05	0
		1	104	18.90	19.03	18.92	19.09	19.03	0
		50	0	18.00	18.13	17.87	18.27	18.05	1
		50	28	18.91	18.99	18.82	19.13	18.88	0
		50	56	17.94	18.04	17.87	18.13	17.87	1
		100	0	18.08	18.21	18.08	18.20	18.13	1
BW	MCS Index	Channel		647668	651834	656000	660166	664332	3GPP MPR
		Frequence (MHz)		3715.02	3777.51	3840	3902.49	3964.98	
30M	BPSK	1	1	18.82	19.06	18.85	19.04	19.01	0
30M	QPSK	1	1	18.98	19.06	18.92	19.08	18.96	0
		1	39	18.91	19.05	18.93	19.05	19.01	0
		1	76	18.91	19.04	18.96	19.05	19.04	0
		36	0	18.06	18.10	17.92	18.25	18.07	1
		36	21	18.96	19.00	18.83	19.05	18.88	0
		36	42	17.90	18.03	17.95	18.21	17.95	1
		75	0	18.06	18.25	18.11	18.16	18.07	1

NR Conducted Power (Full)									
NR Band 77 For 3700~3980MHz_Ant 3									
BW	MCS Index	Channel		647334	651666	656000	660266	664666	3GPP MPR
		Frequence (MHz)		3710.01	3774.99	3840	3903.99	3969.99	
20M	BPSK	1	1	18.77	18.99	18.84	19.00	18.99	0
20M	QPSK	1	1	18.95	19.02	18.82	19.06	18.95	0
		1	26	18.90	19.02	18.85	18.97	18.94	0
		1	49	18.82	18.98	18.92	19.02	18.94	0
		25	0	18.01	18.02	17.92	18.19	18.05	1
		25	13	18.87	18.91	18.75	18.98	18.84	0
		25	26	17.87	17.95	17.89	18.21	17.86	1
		50	0	18.05	18.24	18.04	18.12	18.05	1
BW	MCS Index	Channel		647168	651584	656000	660416	664832	3GPP MPR
		Frequence (MHz)		3707.52	3773.76	3840	3906.24	3972.48	
15M	BPSK	1	1	18.77	19.03	18.83	19.00	18.96	0
15M	QPSK	1	1	18.89	18.99	18.83	19.03	18.87	0
		1	19	18.89	19.03	18.89	19.01	18.97	0
		1	36	18.91	18.95	18.90	18.96	19.04	0
		18	0	18.01	18.02	17.87	18.24	18.05	1
		18	10	18.93	18.98	18.73	19.03	18.78	0
		18	20	17.82	18.01	17.92	18.14	17.89	1
		36	0	17.98	18.22	18.04	18.09	18.03	1
BW	MCS Index	Channel		647000	651500	656000	660500	665000	3GPP MPR
		Frequence (MHz)		3705	3772.5	3840	3907.5	3975	
10M	BPSK	1	1	18.70	18.99	18.81	18.97	18.96	0
10M	QPSK	1	1	18.82	18.98	18.80	18.98	18.77	0
		1	11	18.83	18.96	18.81	18.94	18.89	0
		1	22	18.87	18.92	18.86	18.87	18.96	0
		12	0	18.00	17.95	17.79	18.18	17.96	1
		12	6	18.93	18.88	18.71	18.95	18.72	0
		12	12	17.81	17.93	17.90	18.08	17.83	1
		24	0	17.86	17.96	17.93	18.12	17.88	1

NR Conducted Power (Full)							
NR Band 78 For 3450-3550MHz_Ant 3							
BW	MCS Index	RB Size	RB Offset	Low	Mid	High	3GPP MPR (dB)
		Channel			633332		
		Frequence (MHz)			3499.98		
100M	BPSK	1	1		19.31		0
100M	QPSK	1	1		19.37		0
		1	137		19.30		0
		1	271		19.32		0
		135	0		18.40		1
		135	69		19.33		0
		135	138		18.36		1
		270	0		18.30		1
BW	MCS Index	Channel		633000	633332	633666	3GPP MPR
		Frequence (MHz)		3495	3499.98	3504.99	
90M	BPSK	1	1	19.24	19.29	19.17	0
90M	QPSK	1	1	19.21	19.32	19.18	0
		1	123	19.30	19.29	19.18	0
		1	243	19.19	19.22	19.08	0
		120	0	18.29	18.33	18.23	1
		120	63	19.16	19.30	19.13	0
		120	125	18.19	18.33	18.16	1
		243	0	18.19	18.28	18.16	1
BW	MCS Index	Channel		632668	633332	634000	3GPP MPR
		Frequence (MHz)		3490.02	3499.98	3510	
80M	BPSK	1	1	19.19	19.26	19.10	0
80M	QPSK	1	1	19.17	19.29	19.16	0
		1	109	19.22	19.26	19.15	0
		1	215	19.09	19.12	19.05	0
		108	0	18.24	18.25	18.23	1
		108	55	19.12	19.25	19.05	0
		108	109	18.09	18.27	18.08	1
		216	0	18.18	18.22	18.16	1
BW	MCS Index	Channel		632334	633332	634332	3GPP MPR
		Frequence (MHz)		3485.01	3499.98	3514.98	
70M	BPSK	1	1	19.13	19.20	19.09	0
70M	QPSK	1	1	19.15	19.25	19.08	0
		1	95	19.16	19.20	19.08	0
		1	187	19.03	19.05	18.95	0
		90	0	18.20	18.15	18.22	1
		90	50	19.04	19.21	18.97	0
		90	99	18.09	18.21	18.03	1
		180	0	18.13	18.13	18.16	1
BW	MCS Index	Channel		632000	633332	634666	3GPP MPR
		Frequence (MHz)		3480	3499.98	3519.99	
60M	BPSK	1	1	19.08	19.15	18.99	0
60M	QPSK	1	1	19.12	19.20	19.00	0
		1	81	19.10	19.18	18.99	0
		1	160	18.97	19.03	18.93	0
		81	0	18.20	18.09	18.15	1
		81	41	18.99	19.18	18.92	0
		81	81	18.03	18.14	18.00	1
		162	0	18.07	18.18	18.04	1

NR Conducted Power (Full)							
NR Band 78 For 3450-3550MHz_Ant 3							
BW	MCS Index	Channel		631668	633332	635000	3GPP MPR
		Frequence (MHz)		3475.02	3499.98	3525	
50M	BPSK	1	1	19.01	19.13	18.97	0
50M	QPSK	1	1	19.09	19.15	18.96	0
		1	67	19.04	19.14	18.96	0
		1	131	18.89	18.99	18.84	0
		64	0	18.19	17.99	18.11	1
		64	35	18.90	19.14	18.91	0
		64	69	17.99	18.12	17.91	1
		128	0	18.02	18.16	18.03	1
BW	MCS Index	Channel		631334	633332	635332	3GPP MPR
		Frequence (MHz)		3470.01	3499.98	3529.98	
40M	BPSK	1	1	18.97	19.11	18.96	0
40M	QPSK	1	1	19.03	19.12	18.89	0
		1	53	19.03	19.06	18.89	0
		1	104	18.87	18.98	18.75	0
		50	0	18.10	17.99	18.08	1
		50	28	18.90	19.10	18.82	0
		50	56	17.95	18.09	17.84	1
		100	0	17.99	18.08	17.99	1
BW	MCS Index	Channel		631000	633332	635666	3GPP MPR
		Frequence (MHz)		3465	3499.98	3534.99	
30M	BPSK	1	1	19.07	18.99	19.03	0
30M	QPSK	1	1	19.00	19.11	19.05	0
		1	39	18.80	18.94	18.77	0
		1	76	19.08	18.90	18.98	0
		36	0	18.18	18.23	18.08	1
		36	21	19.03	19.03	19.02	0
		36	42	18.07	18.16	18.22	1
		75	0	18.08	17.99	18.05	1

NR Conducted Power (Full)							
NR Band 78 For 3450-3550MHz_Ant 3							
BW	MCS Index	Channel		630668	633332	636000	3GPP MPR
		Frequence (MHz)		3460.02	3499.98	3540	
20M	BPSK	1	1	18.90	19.05	18.89	0
20M	QPSK	1	1	18.97	19.09	18.80	0
		1	26	18.95	19.03	18.89	0
		1	49	18.80	18.90	18.68	0
		25	0	18.07	17.90	18.01	1
		25	13	18.84	19.00	18.82	0
		25	26	17.88	18.00	17.82	1
		50	0	17.91	18.08	17.90	1
BW	MCS Index	Channel		630500	633332	636166	3GPP MPR
		Frequence (MHz)		3457.5	3499.98	3542.49	
15M	BPSK	1	1	18.95	19.09	18.90	0
15M	QPSK	1	1	19.03	19.07	18.83	0
		1	19	18.94	19.02	18.82	0
		1	36	18.83	18.92	18.73	0
		18	0	18.09	17.92	18.07	1
		18	10	18.89	19.04	18.81	0
		18	20	17.94	18.08	17.78	1
		36	0	17.91	18.00	17.99	1
BW	MCS Index	Channel		630334	633332	636332	3GPP MPR
		Frequence (MHz)		3455.01	3499.98	3544.98	
10M	BPSK	1	1	18.94	19.03	18.81	0
10M	QPSK	1	1	18.99	19.07	18.77	0
		1	11	18.90	18.94	18.74	0
		1	22	18.77	18.83	18.66	0
		12	0	18.05	17.84	18.01	1
		12	6	18.82	18.97	18.71	0
		12	12	17.91	18.00	17.68	1
		24	0	17.93	17.98	18.04	1

NR Conducted Power (Full)							
NR Band 78 For 3700~3800MHz_Ant 3							
BW	MCS Index	RB Size	RB Offset	Low	Mid	High	3GPP MPR (dB)
		Channel			650000		
		Frequence (MHz)			3750		
100M	BPSK	1	1		19.28		0
100M	QPSK	1	1		19.42		0
		1	137		19.39		0
		1	271		19.30		0
		135	0		18.45		1
		135	69		19.35		0
		135	138		18.36		1
		270	0		18.48		1
BW	MCS Index	Channel		649668	650000	650332	3GPP MPR
		Frequence (MHz)		3745.02	3750	3754.98	
90M	BPSK	1	1	19.14	19.21	18.95	0
90M	QPSK	1	1	19.24	19.30	19.20	0
		1	123	19.20	19.24	19.21	0
		1	243	19.23	19.24	19.22	0
		120	0	18.39	18.49	18.33	1
		120	63	19.17	19.26	19.14	0
		120	125	18.33	18.37	18.27	1
		243	0	18.30	18.43	18.26	1
BW	MCS Index	Channel		649334	650000	650666	3GPP MPR
		Frequence (MHz)		3740.01	3750	3759.99	
80M	BPSK	1	1	19.09	19.14	18.97	0
80M	QPSK	1	1	19.23	19.27	19.18	0
		1	109	19.23	19.26	19.21	0
		1	215	19.23	19.22	19.19	0
		108	0	18.31	18.46	18.34	1
		108	55	19.12	19.26	19.19	0
		108	109	18.33	18.34	18.21	1
		216	0	18.28	18.37	18.25	1
BW	MCS Index	Channel		649000	650000	651000	3GPP MPR
		Frequence (MHz)		3735	3750	3765	
70M	BPSK	1	1	19.02	19.08	18.89	0
70M	QPSK	1	1	19.19	19.23	19.14	0
		1	95	19.23	19.20	19.14	0
		1	187	19.21	19.13	19.19	0
		90	0	18.23	18.43	18.26	1
		90	50	19.10	19.19	19.18	0
		90	99	18.27	18.32	18.20	1
		180	0	18.25	18.33	18.15	1
BW	MCS Index	Channel		648668	650000	651332	3GPP MPR
		Frequence (MHz)		3730.02	3750	3769.98	
60M	BPSK	1	1	18.96	19.03	18.84	0
60M	QPSK	1	1	19.10	19.19	19.05	0
		1	81	19.18	19.18	19.11	0
		1	160	19.14	19.05	19.16	0
		81	0	18.20	18.33	18.17	1
		81	41	19.04	19.14	19.16	0
		81	81	18.26	18.26	18.13	1
		162	0	18.21	18.30	18.12	1

NR Conducted Power (Full)							
NR Band 78 For 3700~3800MHz_Ant 3							
BW	MCS Index	Channel		648334	650000	651666	3GPP MPR
		Frequence (MHz)		3725.01	3750	3774.99	
50M	BPSK	1	1	18.96	19.01	18.86	0
50M	QPSK	1	1	19.13	19.21	19.10	0
		1	67	19.13	19.15	19.08	0
		1	131	19.15	19.10	19.17	0
		64	0	18.15	18.35	18.21	1
		64	35	19.03	19.12	19.08	0
		64	69	18.21	18.28	18.13	1
		128	0	18.24	18.23	18.14	1
BW	MCS Index	Channel		648000	650000	652000	3GPP MPR
		Frequence (MHz)		3720	3750	3780	
40M	BPSK	1	1	19.02	19.08	18.85	0
40M	QPSK	1	1	19.18	19.19	19.11	0
		1	53	19.15	19.14	19.09	0
		1	104	19.17	19.10	19.17	0
		50	0	18.20	18.41	18.19	1
		50	28	19.06	19.18	19.08	0
		50	56	18.26	18.28	18.10	1
		100	0	18.18	18.30	18.15	1
BW	MCS Index	Channel		647668	650000	652332	3GPP MPR
		Frequence (MHz)		3715.02	3750	3784.98	
30M	BPSK	1	1	19.24	19.20	19.09	0
30M	QPSK	1	1	19.27	19.29	19.19	0
		1	39	19.20	19.27	19.16	0
		1	76	19.23	19.28	19.10	0
		36	0	18.22	18.28	18.12	1
		36	21	19.17	19.28	19.06	0
		36	42	18.25	18.20	18.07	1
		75	0	18.25	18.27	18.14	1

NR Conducted Power (Full)							
NR Band 78 For 3700~3800MHz_Ant 3							
BW	MCS Index	Channel		647334	650000	652666	3GPP MPR
		Frequence (MHz)		3710.01	3750	3789.99	
20M	BPSK	1	1	18.98	19.04	18.87	0
20M	QPSK	1	1	19.18	19.15	19.10	0
		1	26	19.18	19.11	19.09	0
		1	49	19.18	19.12	19.15	0
		25	0	18.16	18.43	18.17	1
		25	13	19.09	19.12	19.13	0
		25	26	18.25	18.29	18.16	1
		50	0	18.24	18.31	18.07	1
BW	MCS Index	Channel		647168	650000	652832	3GPP MPR
		Frequence (MHz)		3707.52	3750	3792.48	
15M	BPSK	1	1	18.96	19.04	18.84	0
15M	QPSK	1	1	19.10	19.08	19.09	0
		1	19	19.11	19.05	19.07	0
		1	36	19.10	19.09	19.10	0
		18	0	18.14	18.36	18.17	1
		18	10	19.08	19.06	19.08	0
		18	20	18.17	18.28	18.08	1
		36	0	18.20	18.25	17.97	1
BW	MCS Index	Channel		647000	650000	653000	3GPP MPR
		Frequence (MHz)		3705	3750	3795	
10M	BPSK	1	1	18.93	18.97	18.78	0
10M	QPSK	1	1	19.02	19.04	19.08	0
		1	11	19.11	18.97	19.04	0
		1	22	19.07	19.07	19.07	0
		12	0	18.10	18.32	18.14	1
		12	6	19.00	18.98	19.08	0
		12	12	18.11	18.28	18.01	1
		24	0	18.10	18.23	18.15	1

NR Conducted Power (ENDC)							
NR Band 2							
BW	MCS Index	Channel		372000	376000	380000	3GPP MPR
		Frequence (MHz)		1860	1880	1900	
20M	BPSK	1	1	17.62	17.35	17.82	0
20M	QPSK	1	1	17.71	17.38	17.90	0
		1	53	17.58	17.34	17.86	0
		1	99	17.58	17.35	17.82	0
		50	0	16.61	16.32	16.79	1
		50	28	17.57	17.24	17.84	0
		50	56	16.66	16.36	16.83	1
		100	0	16.64	16.38	16.89	1
BW	MCS Index	Channel		371500	376000	380500	3GPP MPR
		Frequence (MHz)		1857.5	1880	1902.5	
15M	BPSK	1	1	17.51	17.24	17.70	0
15M	QPSK	1	1	17.62	17.26	17.76	0
		1	40	17.50	17.20	17.70	0
		1	74	17.50	17.16	17.70	0
		36	0	16.48	16.19	16.67	1
		36	22	17.48	17.13	17.64	0
		36	43	16.53	16.22	16.74	1
		75	0	16.57	16.27	16.73	1
BW	MCS Index	Channel		371000	376000	381000	3GPP MPR
		Frequence (MHz)		1855	1880	1905	
10M	BPSK	1	1	17.55	17.15	17.64	0
10M	QPSK	1	1	17.59	17.25	17.72	0
		1	26	17.56	17.17	17.66	0
		1	49	17.55	17.17	17.64	0
		25	0	16.46	16.11	16.63	1
		25	14	17.47	17.14	17.61	0
		25	27	16.49	16.14	16.62	1
		50	0	16.55	16.23	16.72	1
BW	MCS Index	Channel		370500	376000	381500	3GPP MPR
		Frequence (MHz)		1852.5	1880	1907.5	
5M	BPSK	1	1	17.51	17.14	17.61	0
5M	QPSK	1	1	17.57	17.22	17.71	0
		1	13	17.47	17.14	17.64	0
		1	23	17.52	17.15	17.61	0
		12	0	16.49	16.12	16.54	1
		12	7	17.52	17.10	17.57	0
		12	13	16.43	16.09	16.58	1
		25	0	16.47	16.10	16.63	1

NR Conducted Power (ENDC)							
NR Band 5							
BW	MCS Index	RB Size	RB Offset	Low	Mid	High	3GPP MPR (dB)
		Channel		166800	167300	167800	
		Frequence (MHz)		834	836.5	839	
20M	BPSK	1	1	19.68	19.78	19.65	0
20M	QPSK	1	1	19.82	19.85	19.77	0
		1	53	19.74	19.71	19.64	0
		1	104	19.70	19.75	19.68	0
		50	0	18.69	18.69	18.66	1
		50	28	19.72	19.79	19.63	0
		50	56	18.76	18.68	18.62	1
		100	0	18.74	18.82	18.70	1
BW	MCS Index	Channel		166300	167300	168300	3GPP MPR
		Frequence (MHz)		831.5	836.5	841.5	
15M	BPSK	1	1	19.67	19.78	19.63	0
15M	QPSK	1	1	19.77	19.81	19.74	0
		1	40	19.71	19.77	19.64	0
		1	77	19.76	19.74	19.69	0
		36	0	18.74	18.68	18.62	1
		36	22	19.67	19.70	19.62	0
		36	43	18.67	18.68	18.63	1
		75	0	18.75	18.81	18.74	1
BW	MCS Index	Channel		165800	167300	168800	3GPP MPR
		Frequence (MHz)		829	836.5	844	
10M	BPSK	1	1	19.64	19.72	19.64	0
10M	QPSK	1	1	19.74	19.77	19.71	0
		1	26	19.67	19.72	19.67	0
		1	50	19.67	19.70	19.61	0
		25	0	18.67	18.67	18.65	1
		25	14	19.59	19.75	19.60	0
		25	27	18.59	18.66	18.68	1
		50	0	18.72	18.76	18.69	1
BW	MCS Index	Channel		165300	167300	169300	3GPP MPR
		Frequence (MHz)		826.5	836.5	846.5	
5M	BPSK	1	1	19.65	19.68	19.62	0
5M	QPSK	1	1	19.69	19.74	19.71	0
		1	13	19.64	19.69	19.65	0
		1	23	19.68	19.66	19.63	0
		12	0	18.59	18.62	18.63	1
		12	7	19.62	19.71	19.55	0
		12	13	18.63	18.69	18.62	1
		25	0	18.68	18.71	18.66	1

NR Conducted Power (ENDC)							
NR Band 7							
BW	MCS Index	Channel		504000	507000	510000	3GPP MPR
		Frequence (MHz)		2520	2535	2550	
40M	BPSK	1	1	16.53	16.60	16.51	0
40M	QPSK	1	1	16.63	16.70	16.63	0
		1	108	16.49	16.62	16.56	0
		1	214	16.55	16.59	16.57	0
		108	0	15.47	15.59	15.49	1
		108	54	16.50	16.63	15.52	0
		108	108	15.50	15.57	15.55	1
		216	0	15.47	15.65	15.46	1
BW	MCS Index	Channel		503000	507000	511000	3GPP MPR
		Frequence (MHz)		2515	2535	2555	
30M	BPSK	1	1	16.40	16.48	16.39	0
30M	QPSK	1	1	16.50	16.56	16.48	0
		1	80	16.42	16.48	16.41	0
		1	158	16.44	16.46	16.37	0
		80	0	15.37	15.46	15.35	1
		80	40	16.36	16.43	16.34	0
		80	80	15.36	15.50	15.36	1
		160	0	15.49	15.56	15.45	1
BW	MCS Index	Channel		502500	507000	511500	3GPP MPR
		Frequence (MHz)		2512.5	2535	2557.5	
25M	BPSK	1	1	16.46	16.49	16.44	0
25M	QPSK	1	1	16.53	16.58	16.51	0
		1	67	16.43	16.46	16.40	0
		1	131	16.41	16.54	16.39	0
		64	0	15.45	15.43	15.39	1
		64	35	16.43	16.45	16.37	0
		64	69	15.46	15.54	15.38	1
		128	0	15.50	15.54	15.45	1

NR Conducted Power (ENDC)							
NR Band 7							
BW	MCS Index	Channel		502000	507000	512000	3GPP MPR
		Frequence (MHz)		2510	2535	2560	
20M	BPSK	1	1	16.45	16.48	16.39	0
20M	QPSK	1	1	16.48	16.55	16.48	0
		1	53	16.46	16.49	16.40	0
		1	104	16.47	16.46	16.40	0
		50	0	15.42	15.53	15.41	1
		50	28	16.43	16.46	16.35	0
		50	56	15.36	15.47	15.42	1
		100	0	15.49	15.55	15.44	1
BW	MCS Index	Channel		501500	507000	512500	3GPP MPR
		Frequence (MHz)		2507.5	2535	2562.5	
15M	BPSK	1	1	16.42	16.52	16.49	0
15M	QPSK	1	1	16.55	16.60	16.54	0
		1	40	16.43	16.47	16.51	0
		1	77	16.51	16.54	16.46	0
		36	0	15.39	15.53	15.45	1
		36	22	16.39	16.54	16.45	0
		36	43	15.49	15.47	15.42	1
		75	0	15.52	15.56	15.50	1

NR Conducted Power (ENDC)							
NR Band 7							
BW	MCS Index	Channel		501000	507000	513000	3GPP MPR
		Frequence (MHz)		2505	2535	2565	
10M	BPSK	1	1	16.47	16.53	16.45	0
10M	QPSK	1	1	16.54	16.57	16.53	0
		1	26	16.45	16.54	16.46	0
		1	50	16.49	16.49	16.42	0
		25	0	15.41	15.46	15.45	1
		25	14	16.46	16.47	16.39	0
		25	27	15.42	15.46	15.42	1
		50	0	15.52	15.53	15.49	1
BW	MCS Index	Channel		500500	507000	513500	3GPP MPR
		Frequence (MHz)		2502.5	2535	2567.5	
5M	BPSK	1	1	16.41	16.48	16.40	0
5M	QPSK	1	1	16.53	16.56	16.49	0
		1	13	16.39	16.48	16.47	0
		1	23	16.41	16.44	16.46	0
		12	0	15.38	15.48	15.39	1
		12	7	16.38	16.47	16.35	0
		12	13	15.40	15.40	15.44	1
		25	0	15.34	15.39	15.33	1

NR Conducted Power (ENDC)							
NR Band 25							
BW	MCS Index	RB Size	RB Offset	Low	Mid	High	3GPP MPR (dB)
		Channel		374000	376500	379000	
		Frequence (MHz)		1870	1882.5	1895	
40M	BPSK	1	1	18.17	17.85	17.94	0
40M	QPSK	1	1	18.23	17.96	18.00	0
		1	108	18.10	17.90	17.94	0
		1	214	18.12	17.88	17.92	0
		108	0	17.06	16.88	16.89	1
		108	54	18.12	17.90	17.90	0
		108	108	17.08	16.93	16.93	1
		216	0	17.20	16.93	17.00	1
BW	MCS Index	Channel		373500	376500	379500	3GPP MPR
		Frequence (MHz)		1867.5	1882.5	1897.5	
35M	BPSK	1	1	18.05	17.71	17.83	0
35M	QPSK	1	1	18.12	17.80	17.91	0
		1	94	18.04	17.77	17.81	0
		1	186	18.06	17.78	17.88	0
		80	0	17.04	16.77	16.87	1
		94	47	18.09	17.73	17.82	0
		94	94	17.10	16.75	16.77	1
		180	0	17.12	16.79	16.91	1
BW	MCS Index	Channel		373000	376500	380000	3GPP MPR
		Frequence (MHz)		1865	1882.5	1900	
30M	BPSK	1	1	18.11	17.73	17.88	0
30M	QPSK	1	1	18.13	17.80	17.91	0
		1	80	18.03	17.74	17.83	0
		1	158	18.09	17.78	17.87	0
		80	0	17.02	16.77	16.83	1
		80	40	18.01	17.70	17.86	0
		80	80	17.08	16.70	16.79	1
		160	0	17.14	16.81	16.91	1

NR Conducted Power (ENDC)							
NR Band 25							
BW	MCS Index	Channel		372500	376500	380500	3GPP MPR
		Frequence (MHz)		1862.5	1882.5	1902.5	
25M	BPSK	1	1	18.03	17.71	17.85	0
25M	QPSK	1	1	18.17	17.80	17.89	0
		1	67	18.03	17.73	17.83	0
		1	131	18.11	17.79	17.86	0
		64	0	17.03	16.77	16.82	1
		64	35	18.00	17.75	17.86	0
		64	69	17.08	16.76	16.79	1
		128	0	17.12	16.79	16.89	1
BW	MCS Index	Channel		372000	376500	381000	3GPP MPR
		Frequence (MHz)		1860	1882.5	1905	
20M	BPSK	1	1	18.07	17.73	17.86	0
20M	QPSK	1	1	18.17	17.83	17.90	0
		1	53	18.03	17.76	17.86	0
		1	104	18.03	17.77	17.80	0
		50	0	17.05	16.75	16.81	1
		50	28	18.03	17.71	17.77	0
		50	56	17.05	16.70	16.83	1
		100	0	17.12	16.81	16.90	1
BW	MCS Index	Channel		371500	376500	381500	3GPP MPR
		Frequence (MHz)		1857.5	1882.5	1907.5	
15M	BPSK	1	1	18.16	17.90	17.92	0
15M	QPSK	1	1	18.21	17.93	18.00	0
		1	40	18.09	17.87	17.93	0
		1	77	18.15	17.87	17.93	0
		36	0	17.14	16.78	16.90	1
		36	22	18.11	17.80	17.89	0
		36	43	17.05	16.79	16.86	1
		75	0	17.16	16.93	16.92	1

NR Conducted Power (ENDC)							
NR Band 25							
BW	MCS Index	Channel		371000	376500	382000	3GPP MPR
		Frequence (MHz)		1855	1882.5	1910	
10M	BPSK	1	1	18.12	17.82	17.94	0
10M	QPSK	1	1	18.20	17.90	17.99	0
		1	26	18.09	17.82	17.85	0
		1	50	18.09	17.78	17.87	0
		25	0	17.10	16.87	16.82	1
		25	14	18.06	17.87	17.93	0
		25	27	17.10	16.76	16.94	1
		50	0	17.17	16.85	16.96	1
BW	MCS Index	Channel		370500	376500	382500	3GPP MPR
		Frequence (MHz)		1852.5	1882.5	1912.5	
5M	BPSK	1	1	18.12	17.84	17.92	0
5M	QPSK	1	1	18.17	17.88	17.98	0
		1	13	18.06	17.83	17.90	0
		1	23	18.12	17.82	17.93	0
		12	0	17.04	16.80	16.83	1
		12	7	18.07	17.80	17.92	0
		12	13	17.06	16.76	16.86	1
		25	0	17.11	16.96	16.86	1

NR Conducted Power (ENDC)							
NR Band 66							
BW	MCS Index	Channel		346000	349000	352000	3GPP MPR
		Frequence (MHz)		1730	1745	1760	
40M	BPSK	1	1	14.08	14.02	14.31	0
40M	QPSK	1	1	14.18	14.11	14.40	0
		1	108	14.09	14.00	14.39	0
		1	214	14.08	14.04	14.37	0
		108	0	13.03	13.02	13.38	1
		108	54	14.08	14.02	14.27	0
		108	108	13.12	13.02	13.33	1
		216	0	13.03	13.06	13.21	1
BW	MCS Index	Channel		345500	349000	352500	3GPP MPR
		Frequence (MHz)		1727.5	1745	1762.5	
35M	BPSK	1	1	13.93	13.90	14.24	0
35M	QPSK	1	1	14.04	13.98	14.27	0
		1	94	13.93	13.88	14.24	0
		1	186	13.94	13.87	14.18	0
		80	0	12.95	12.93	13.24	1
		94	47	14.01	13.85	14.14	0
		94	94	12.94	12.95	13.22	1
		180	0	13.00	12.99	13.10	1
BW	MCS Index	Channel		345000	349000	353000	3GPP MPR
		Frequence (MHz)		1725	1745	1765	
30M	BPSK	1	1	13.94	13.93	14.22	0
30M	QPSK	1	1	14.08	13.99	14.26	0
		1	80	14.01	13.93	14.18	0
		1	158	13.94	13.89	14.16	0
		80	0	12.96	12.84	13.20	1
		80	40	13.93	13.85	14.23	0
		80	80	13.01	12.91	13.20	1
		160	0	13.01	12.97	13.12	1

NR Conducted Power (ENDC)							
NR Band 66							
BW	MCS Index	Channel		344500	349000	353500	3GPP MPR
		Frequence (MHz)		1722.5	1745	1767.5	
25M	BPSK	1	1	14.01	13.90	14.23	0
25M	QPSK	1	1	14.04	14.00	14.30	0
		1	67	13.99	13.92	14.25	0
		1	131	13.97	13.92	14.23	0
		64	0	12.95	12.86	13.19	1
		64	35	14.01	13.90	14.24	0
		64	69	13.00	12.88	13.19	1
		128	0	13.05	12.97	13.09	1
BW	MCS Index	Channel		344000	349000	354000	3GPP MPR
		Frequence (MHz)		1720	1745	1770	
20M	BPSK	1	1	14.02	13.94	14.19	0
20M	QPSK	1	1	14.04	14.01	14.28	0
		1	53	13.94	13.87	14.21	0
		1	104	14.02	13.88	14.19	0
		50	0	12.94	12.94	13.20	1
		50	28	13.94	13.96	14.22	0
		50	56	12.99	12.86	13.19	1
		100	0	13.05	12.96	13.15	1
BW	MCS Index	Channel		343500	349000	354500	3GPP MPR
		Frequence (MHz)		1717.5	1745	1772.5	
15M	BPSK	1	1	14.07	13.93	14.23	0
15M	QPSK	1	1	14.12	14.08	14.27	0
		1	40	14.05	13.97	14.19	0
		1	77	14.00	13.96	14.20	0
		36	0	13.05	12.98	13.20	1
		36	22	14.01	13.94	14.21	0
		36	43	12.97	13.00	13.19	1
		75	0	13.06	13.04	13.07	1

NR Conducted Power (ENDC)							
NR Band 66							
BW	MCS Index	Channel		343000	349000	355000	3GPP MPR
		Frequence (MHz)		1715	1745	1775	
10M	BPSK	1	1	13.98	13.96	14.21	0
10M	QPSK	1	1	14.12	14.04	14.22	0
		1	26	14.00	14.01	14.13	0
		1	50	14.06	13.94	14.18	0
		25	0	12.94	12.98	13.14	1
		25	14	13.99	13.98	14.11	0
		25	27	13.00	12.94	13.10	1
		50	0	13.06	13.03	13.03	1
BW	MCS Index	Channel		342500	349000	355500	3GPP MPR
		Frequence (MHz)		1712.5	1745	1777.5	
5M	BPSK	1	1	14.02	13.96	14.12	0
5M	QPSK	1	1	14.10	14.00	14.20	0
		1	13	14.00	13.91	14.08	0
		1	23	14.05	13.98	14.15	0
		12	0	12.94	12.89	13.16	1
		12	7	14.03	13.97	14.09	0
		12	13	13.02	12.95	13.04	1
		25	0	13.00	12.94	13.03	1

NR Conducted Power (ENDC)							
NR Band 71							
BW	MCS Index	RB Size	RB Offset	Low	Mid	High	3GPP MPR (dB)
		Channel		135600	136100	136600	
		Frequence (MHz)		678	680.5	683	
30M	BPSK	1	1	18.89	18.68	18.82	0
30M	QPSK	1	1	18.93	18.73	18.83	0
		1	53	18.85	18.62	18.80	0
		1	104	18.84	18.66	18.78	0
		80	0	17.81	17.66	17.75	1
		80	40	18.85	18.63	18.70	0
		80	80	17.85	17.58	17.74	1
		160	0	17.89	17.69	17.83	1
BW	MCS Index	Channel		135100	136100	137100	3GPP MPR
		Frequence (MHz)		675.5	680.5	685.5	
25M	BPSK	1	1	18.78	18.61	18.71	0
25M	QPSK	1	1	18.92	18.71	18.79	0
		1	40	18.80	18.62	18.69	0
		1	77	18.82	18.64	18.71	0
		36	0	17.85	17.61	17.65	1
		36	22	18.79	18.55	18.74	0
		36	43	17.76	17.62	17.66	1
		75	0	17.85	17.67	17.76	1

NR Conducted Power (ENDC)							
NR Band 71							
BW	MCS Index	RB Size	RB Offset	Low	Mid	High	3GPP MPR (dB)
		Channel		134600	136100	137600	
		Frequence (MHz)		673	680.5	688	
20M	BPSK	1	1	18.83	18.54	18.71	0
20M	QPSK	1	1	18.87	18.68	18.81	0
		1	53	18.81	18.55	18.75	0
		1	104	18.77	18.6	18.68	0
		50	0	17.77	17.51	17.65	1
		50	28	18.83	18.50	18.68	0
		50	56	17.78	17.58	17.68	1
		100	0	17.82	17.64	17.79	1
BW	MCS Index	Channel		134100	136100	138100	3GPP MPR
		Frequence (MHz)		670.5	680.5	690.5	
15M	BPSK	1	1	18.80	18.57	18.70	0
15M	QPSK	1	1	18.87	18.68	18.79	0
		1	40	18.82	18.62	18.73	0
		1	77	18.77	18.54	18.69	0
		36	0	17.78	17.56	17.65	1
		36	22	18.71	18.58	18.64	0
		36	43	17.77	17.53	17.70	1
		75	0	17.83	17.64	17.77	1
BW	MCS Index	Channel		133600	136100	138600	3GPP MPR
		Frequence (MHz)		668	680.5	693	
10M	BPSK	1	1	18.82	18.62	18.65	0
10M	QPSK	1	1	18.88	18.66	18.74	0
		1	26	18.85	18.64	18.72	0
		1	50	18.80	18.58	18.70	0
		25	0	17.80	17.63	17.69	1
		25	14	18.78	18.59	18.67	0
		25	27	17.76	17.64	17.65	1
		50	0	17.85	17.67	17.73	1
BW	MCS Index	Channel		133100	136100	139100	3GPP MPR
		Frequence (MHz)		665.5	680.5	695.5	
5M	BPSK	1	1	18.77	18.60	18.68	0
5M	QPSK	1	1	18.87	18.62	18.73	0
		1	13	18.76	18.57	18.62	0
		1	23	18.73	18.58	18.63	0
		12	0	17.70	17.60	17.62	1
		12	7	18.72	18.51	18.62	0
		12	13	17.70	17.49	17.60	1
		25	0	17.68	17.54	17.61	1

NR Conducted Power (ENDC)									
NR Band 41									
BW	MCS Index	RB Size	RB Offset	Low	Mid	Mid	Mid	High	3GPP MPR (dB)
		Channel		510000	513900	518598	523302	528000	
		Frequence (MHz)		2550	2569.5	2592.99	2616.51	2640	
100M	BPSK	1	1	20.60	20.89	21.18	21.08	20.93	0
100M	QPSK	1	1	20.68	20.96	21.25	21.14	21.01	0
		1	137	20.55	20.81	21.10	21.01	20.87	0
		1	271	20.53	20.79	21.06	20.99	20.83	0
		135	0	19.48	19.74	20.02	19.96	19.79	1
		135	69	20.46	20.73	20.99	20.94	20.76	0
		135	138	19.45	19.69	19.98	19.93	19.74	1
		270	0	19.46	19.72	20.00	19.95	19.76	1
BW	MCS Index	Channel		509004	513402	518598	523800	528996	3GPP MPR
		Frequence (MHz)		2546.02	2567.01	2592.99	2619	2644.98	
90M	BPSK	1	1	20.60	20.85	21.11	21.04	20.92	0
90M	QPSK	1	1	20.58	20.90	21.15	21.14	20.98	0
		1	123	20.53	20.78	21.06	20.98	20.85	0
		1	243	20.45	20.78	21.04	20.91	20.76	0
		120	0	19.38	19.72	20.00	19.94	19.77	1
		120	63	20.41	20.64	20.96	20.88	20.67	0
		120	125	19.45	19.63	19.94	19.83	19.70	1
		243	0	19.40	19.69	19.98	19.91	19.73	1
BW	MCS Index	Channel		508002	509304	518598	524298	529998	3GPP MPR
		Frequence (MHz)		2540.01	2546.52	2592.99	2621.49	2649.99	
80M	BPSK	1	1	20.59	20.84	21.13	20.99	20.88	0
80M	QPSK	1	1	20.68	20.87	21.16	21.04	20.96	0
		1	109	20.45	20.75	21.05	21.01	20.77	0
		1	215	20.44	20.75	21.01	20.91	20.77	0
		108	0	19.45	19.66	19.93	19.86	19.74	1
		108	55	20.36	20.67	20.91	20.91	20.70	0
		108	109	19.37	19.69	19.98	19.93	19.66	1
		216	0	19.44	19.69	19.91	19.93	19.68	1

NR Conducted Power (ENDC)									
NR Band 41									
BW	MCS Index	Channel		506004	511896	518598	525294	531996	3GPP MPR
		Frequence (MHz)		2530.02	2559.48	2592.99	2626.48	2659.98	
60M	BPSK	1	1	20.56	20.87	21.11	21.07	20.87	0
60M	QPSK	1	1	20.68	20.94	21.19	21.05	20.99	0
		1	81	20.48	20.79	21.05	21.01	20.84	0
		1	160	20.43	20.69	20.97	20.91	20.73	0
		81	0	19.39	19.67	19.99	19.88	19.78	1
		81	41	20.42	20.68	20.94	20.92	20.75	0
		81	81	19.37	19.61	19.95	19.87	19.67	1
		162	0	19.43	19.67	19.94	19.95	19.75	1
BW	MCS Index	Channel		505002	511404	518598	525798	532998	3GPP MPR
		Frequence (MHz)		2525.01	2557.02	2592.99	2628.99	2664.99	
50M	BPSK	1	1	20.58	20.84	21.08	21.04	20.91	0
50M	QPSK	1	1	20.67	20.86	21.18	21.13	20.94	0
		1	67	20.52	20.75	21.06	20.96	20.82	0
		1	131	20.51	20.73	20.98	20.92	20.82	0
		64	0	19.43	19.73	19.97	19.91	19.69	1
		64	35	20.40	20.65	20.95	20.91	20.73	0
		64	69	19.42	19.62	19.90	19.88	19.69	1
		128	0	19.46	19.72	19.94	19.92	19.73	1
BW	MCS Index	Channel		504000	510900	518598	526296	534000	3GPP MPR
		Frequence (MHz)		2520	2554.5	2592.99	2631.48	2670	
40M	BPSK	1	1	20.54	20.85	21.17	21.01	20.87	0
40M	QPSK	1	1	20.68	20.92	21.22	21.13	20.93	0
		1	53	20.51	20.73	21.08	20.99	20.87	0
		1	104	20.45	20.78	21.02	20.91	20.76	0
		50	0	19.43	19.65	20.00	19.89	19.70	1
		50	28	20.42	20.69	20.90	20.90	20.71	0
		50	56	19.39	19.69	19.95	19.88	19.70	1
		100	0	19.43	19.72	19.94	19.86	19.76	1

NR Conducted Power (ENDC)									
NR Band 41									
BW	MCS Index	Channel		503004	510396	518598	526794	534996	3GPP MPR
		Frequence (MHz)		2515.02	2551.98	2592.99	2633.97	2674.98	
30M	BPSK	1	1	20.52	20.81	21.16	21.08	20.91	0
30M	QPSK	1	1	20.61	20.89	21.20	21.10	20.99	0
		1	39	20.50	20.72	21.00	20.96	20.85	0
		1	76	20.50	20.69	21.01	20.96	20.73	0
		36	0	19.45	19.64	20.01	19.92	19.77	1
		36	21	20.43	20.72	20.93	20.89	20.66	0
		36	42	19.35	19.65	19.90	19.86	19.69	1
		75	0	19.44	19.72	19.95	19.89	19.76	1
BW	MCS Index	Channel		502002	509898	518598	527298	535998	3GPP MPR
		Frequence (MHz)		2510.01	2549.49	2592.99	2636.49	2679.99	
20M	BPSK	1	1	20.58	20.88	21.13	21.01	20.83	0
20M	QPSK	1	1	20.63	20.91	21.23	21.14	21.00	0
		1	26	20.46	20.73	21.09	20.95	20.78	0
		1	49	20.46	20.77	21.06	20.97	20.75	0
		25	0	19.45	19.73	19.92	19.88	19.71	1
		25	13	20.43	20.70	20.90	20.85	20.66	0
		25	26	19.35	19.59	19.91	19.92	19.74	1
		50	0	19.38	19.69	19.92	19.92	19.72	1
BW	MCS Index	Channel		501504	509646	518598	527544	536496	3GPP MPR
		Frequence (MHz)		2507.52	2548.23	2592.99	2637.72	2682.48	
15M	BPSK	1	1	20.54	20.79	21.08	21.00	20.91	0
15M	QPSK	1	1	20.64	20.92	21.24	21.05	21.01	0
		1	19	20.49	20.80	21.01	21.01	20.81	0
		1	36	20.45	20.79	20.98	20.91	20.75	0
		18	0	19.44	19.74	19.97	19.93	19.72	1
		18	10	20.37	20.71	20.93	20.87	20.75	0
		18	20	19.43	19.67	19.88	19.90	19.68	1
		36	0	19.38	19.67	19.92	19.90	19.67	1
BW	MCS Index	Channel		501000	509400	518598	527796	537000	3GPP MPR
		Frequence (MHz)		2505	2547	2592.99	2638.98	2685	
10M	BPSK	1	1	20.60	20.83	21.14	21.04	20.85	0
10M	QPSK	1	1	20.58	20.95	21.16	21.12	20.95	0
		1	11	20.46	20.74	21.10	20.98	20.77	0
		1	22	20.46	20.70	21.00	20.90	20.80	0
		12	0	19.44	19.64	19.94	19.87	19.73	1
		12	6	20.38	20.70	20.89	20.92	20.72	0
		12	12	19.38	19.63	19.98	19.86	19.66	1
		24	0	19.37	19.71	19.96	19.91	19.66	1

NR Conducted Power (ENDC)							
NR Band 77 For 3450-3550MHz_Ant 3							
BW	MCS Index	RB Size	RB Offset	Low	Mid	High	3GPP MPR (dB)
		Channel			633334		
		Frequence (MHz)			3500.01		
100M	BPSK	1	1		18.55		0
100M	QPSK	1	1		18.62		0
		1	137		18.51		0
		1	271		18.48		0
		135	0		17.42		1
		135	69		18.41		0
		135	138		17.39		1
		270	0		17.42		1
BW	MCS Index	Channel		633000	633334	633666	3GPP MPR
		Frequence (MHz)		3495	3500.01	3504.99	
90M	BPSK	1	1	18.29	18.36	18.36	0
90M	QPSK	1	1	18.40	18.46	18.31	0
		1	123	18.19	18.31	18.22	0
		1	243	18.23	18.32	18.26	0
		120	0	17.12	17.23	17.17	1
		120	63	18.17	18.20	18.10	0
		120	125	17.02	17.18	17.07	1
		243	0	17.16	17.12	17.17	1
BW	MCS Index	Channel		632668	633334	634000	3GPP MPR
		Frequence (MHz)		3490.02	3500.01	3510	
80M	BPSK	1	1	18.27	18.35	18.26	0
80M	QPSK	1	1	18.42	18.39	18.33	0
		1	109	18.26	18.29	18.24	0
		1	215	18.18	18.31	18.24	0
		108	0	17.07	17.24	17.19	1
		108	55	18.20	18.12	18.13	0
		108	109	17.02	17.13	17.06	1
		216	0	17.18	17.21	17.18	1

NR Conducted Power (ENDC)							
NR Band 77 For 3450-3550MHz_Ant 3							
BW	MCS Index	Channel		632334	633334	634332	3GPP MPR
		Frequence (MHz)		3485.01	3500.01	3514.98	
70M	BPSK	1	1	18.28	18.38	18.27	0
70M	QPSK	1	1	18.36	18.39	18.38	0
		1	95	18.22	18.36	18.23	0
		1	187	18.19	18.23	18.26	0
		90	0	17.14	17.25	17.22	1
		90	50	18.14	18.17	18.12	0
		90	99	17.01	17.15	17.14	1
		180	0	17.13	17.15	17.17	1
BW	MCS Index	Channel		632000	633334	634666	3GPP MPR
		Frequence (MHz)		3480	3500.01	3519.99	
60M	BPSK	1	1	18.30	18.34	18.35	0
60M	QPSK	1	1	18.44	18.43	18.40	0
		1	81	18.16	18.36	18.25	0
		1	160	18.21	18.24	18.22	0
		81	0	17.13	17.23	17.23	1
		81	41	18.16	18.15	18.08	0
		81	81	17.10	17.14	17.10	1
		162	0	17.10	17.18	17.15	1
BW	MCS Index	Channel		631668	633334	635000	3GPP MPR
		Frequence (MHz)		3475.02	3500.01	3525	
50M	BPSK	1	1	18.22	18.32	18.31	0
50M	QPSK	1	1	18.40	18.38	18.40	0
		1	67	18.26	18.27	18.24	0
		1	131	18.20	18.23	18.24	0
		64	0	17.09	17.18	17.22	1
		64	35	18.17	18.14	18.14	0
		64	69	17.07	17.19	17.08	1
		128	0	17.16	17.18	17.21	1

NR Conducted Power (ENDC)							
NR Band 77 For 3450-3550MHz_Ant 3							
BW	MCS Index	Channel		631334	633334	635332	3GPP MPR
		Frequence (MHz)		3470.01	3500.01	3529.98	
40M	BPSK	1	1	18.31	18.38	18.28	0
40M	QPSK	1	1	18.43	18.44	18.32	0
		1	53	18.26	18.28	18.17	0
		1	104	18.23	18.29	18.29	0
		50	0	17.15	17.26	17.23	1
		50	28	18.20	18.12	18.13	0
		50	56	17.01	17.20	17.08	1
		100	0	17.17	17.17	17.20	1
BW	MCS Index	Channel		631000	633334	635666	3GPP MPR
		Frequence (MHz)		3465	3500.01	3534.99	
30M	BPSK	1	1	18.27	18.38	18.28	0
30M	QPSK	1	1	18.38	18.38	18.35	0
		1	39	18.18	18.28	18.16	0
		1	76	18.18	18.31	18.22	0
		36	0	17.12	17.23	17.25	1
		36	21	18.19	18.17	18.08	0
		36	42	17.04	17.10	17.13	1
		75	0	17.18	17.20	17.13	1

NR Conducted Power (ENDC)							
NR Band 77 For 3450-3550MHz_Ant 3							
BW	MCS Index	Channel		630668	633334	636000	3GPP MPR
		Frequence (MHz)		3460.02	3500.01	3540	
20M	BPSK	1	1	18.25	18.33	18.30	0
20M	QPSK	1	1	18.41	18.44	18.33	0
		1	26	18.24	18.34	18.25	0
		1	49	18.22	18.24	18.23	0
		25	0	17.16	17.20	17.24	1
		25	13	18.21	18.14	18.10	0
		25	26	17.07	17.14	17.12	1
		50	0	17.14	17.21	17.19	1
BW	MCS Index	Channel		630500	633334	636166	3GPP MPR
		Frequence (MHz)		3457.5	3500.01	3542.49	
15M	BPSK	1	1	18.22	18.36	18.31	0
15M	QPSK	1	1	18.39	18.41	18.35	0
		1	19	18.26	18.31	18.26	0
		1	36	18.16	18.24	18.26	0
		18	0	17.12	17.23	17.18	1
		18	10	18.15	18.13	18.13	0
		18	20	17.01	17.12	17.08	1
		36	0	17.08	17.17	17.17	1
BW	MCS Index	Channel		630334	633334	636332	3GPP MPR
		Frequence (MHz)		3455.01	3500.01	3544.98	
10M	BPSK	1	1	18.25	18.36	18.35	0
10M	QPSK	1	1	18.35	18.41	18.33	0
		1	11	18.24	18.35	18.21	0
		1	22	18.17	18.26	18.29	0
		12	0	17.08	17.21	17.25	1
		12	6	18.15	18.12	18.14	0
		12	12	17.02	17.10	17.16	1
		24	0	17.11	17.14	17.12	1

NR Conducted Power (ENDC)									
NR Band 77 For 3700~3980MHz_Ant 3									
BW	MCS Index	RB Size	RB Offset	Low	Mid	Mid	Mid	High	3GPP MPR (dB)
		Channel		650000	653000	656000	659000	662000	
		Frequence (MHz)		3750	3795	3840	3885	3930	
100M	BPSK	1	1	18.42	18.47	18.22	18.62	18.39	0
100M	QPSK	1	1	18.48	18.54	18.30	18.69	18.47	0
		1	137	18.37	18.37	18.17	18.54	18.30	0
		1	271	18.34	18.36	18.14	18.52	18.28	0
		135	0	17.26	17.30	17.11	17.46	17.23	1
		135	69	18.25	18.27	18.08	18.44	18.20	0
		135	138	17.23	17.23	17.07	17.43	17.18	1
		270	0	17.25	17.26	17.09	17.44	17.21	1
BW	MCS Index	Channel		649668	652834	656000	659166	662332	3GPP MPR
		Frequence (MHz)		3745.02	3792.51	3840	3887.49	3934.98	
90M	BPSK	1	1	18.41	18.37	18.12	18.60	18.34	0
90M	QPSK	1	1	18.42	18.54	18.26	18.64	18.41	0
		1	123	18.32	18.34	18.11	18.50	18.26	0
		1	243	18.27	18.26	18.08	18.42	18.18	0
		120	0	17.24	17.22	17.05	17.37	17.17	1
		120	63	18.25	18.27	18.08	18.38	18.16	0
		120	125	17.18	17.15	17.00	17.33	17.18	1
		243	0	17.24	17.24	17.06	17.41	17.21	1
BW	MCS Index	Channel		649334	652666	656000	659334	662666	3GPP MPR
		Frequence (MHz)		3740.01	3789.99	3840	3890.01	3939.99	
80M	BPSK	1	1	18.33	18.43	18.20	18.59	18.38	0
80M	QPSK	1	1	18.40	18.48	18.27	18.65	18.40	0
		1	109	18.37	18.37	18.15	18.46	18.25	0
		1	215	18.28	18.26	18.06	18.42	18.24	0
		108	0	17.17	17.30	17.06	17.37	17.22	1
		108	55	18.16	18.21	18.05	18.41	18.17	0
		108	109	17.16	17.19	17.01	17.33	17.17	1
		216	0	17.22	17.18	17.04	17.34	17.12	1

NR Conducted Power (ENDC)									
NR Band 77 For 3700~3980MHz_Ant 3									
BW	MCS Index	Channel		649000	652500	656000	659500	663000	3GPP MPR
		Frequence (MHz)		3735	3787.5	3840	3892.5	3945	
70M	BPSK	1	1	18.36	18.47	18.22	18.54	18.33	0
70M	QPSK	1	1	18.43	18.51	18.27	18.68	18.39	0
		1	95	18.34	18.37	18.08	18.53	18.22	0
		1	187	18.25	18.26	18.12	18.48	18.18	0
		90	0	17.18	17.21	17.08	17.44	17.18	1
		90	50	18.25	18.20	18.08	18.37	18.19	0
		90	99	17.21	17.21	16.98	17.35	17.09	1
		180	0	17.17	17.20	17.00	17.40	17.21	1
BW	MCS Index	Channel		648668	652334	656000	659666	663332	3GPP MPR
		Frequence (MHz)		3730.02	3785.01	3840	3894.99	3949.98	
60M	BPSK	1	1	18.34	18.46	18.19	18.60	18.36	0
60M	QPSK	1	1	18.42	18.50	18.26	18.66	18.44	0
		1	81	18.28	18.27	18.11	18.45	18.30	0
		1	160	18.24	18.27	18.09	18.42	18.18	0
		81	0	17.25	17.21	17.10	17.36	17.13	1
		81	41	18.23	18.20	18.00	18.42	18.18	0
		81	81	17.21	17.13	16.97	17.40	17.16	1
		162	0	17.18	17.16	17.05	17.34	17.17	1
BW	MCS Index	Channel		648334	652166	656000	659834	663666	3GPP MPR
		Frequence (MHz)		3725.01	3782.49	3840	3897.51	3954.99	
50M	BPSK	1	1	18.38	18.44	18.14	18.62	18.37	0
50M	QPSK	1	1	18.46	18.51	18.28	18.64	18.44	0
		1	67	18.28	18.34	18.10	18.49	18.27	0
		1	131	18.26	18.32	18.08	18.52	18.22	0
		64	0	17.22	17.30	17.07	17.43	17.17	1
		64	35	18.19	18.27	18.04	18.43	18.18	0
		64	69	17.15	17.23	17.02	17.37	17.13	1
		128	0	17.24	17.17	17.05	17.41	17.21	1

NR Conducted Power (ENDC)									
NR Band 77 For 3700~3980MHz_Ant 3									
BW	MCS Index	Channel		648000	652000	656000	660000	664000	3GPP MPR
		Frequence (MHz)		3720	3780	3840	3900	3960	
40M	BPSK	1	1	18.42	18.47	18.22	18.56	18.35	0
40M	QPSK	1	1	18.44	18.51	18.26	18.60	18.41	0
		1	53	18.34	18.29	18.15	18.54	18.29	0
		1	104	18.27	18.31	18.04	18.45	18.27	0
		50	0	17.16	17.23	17.05	17.36	17.14	1
		50	28	18.18	18.22	18.03	18.34	18.18	0
		50	56	17.13	17.21	16.98	17.42	17.16	1
		100	0	17.25	17.17	17.01	17.41	17.14	1
BW	MCS Index	Channel		647668	651834	656000	660166	664332	3GPP MPR
		Frequence (MHz)		3715.02	3777.51	3840	3902.49	3964.98	
30M	BPSK	1	1	18.32	18.46	18.22	18.62	18.30	0
30M	QPSK	1	1	18.48	18.50	18.25	18.65	18.38	0
		1	39	18.37	18.32	18.10	18.50	18.30	0
		1	76	18.29	18.27	18.08	18.46	18.25	0
		36	0	17.20	17.25	17.01	17.37	17.17	1
		36	21	18.25	18.19	18.08	18.43	18.16	0
		36	42	17.21	17.22	17.03	17.41	17.16	1
		75	0	17.16	17.25	17.08	17.35	17.21	1

NR Conducted Power (ENDC)									
NR Band 77 For 3700~3980MHz_Ant 3									
BW	MCS Index	Channel		647334	651666	656000	660266	664666	3GPP MPR
		Frequence (MHz)		3710.01	3774.99	3840	3903.99	3969.99	
20M	BPSK	1	1	18.37	18.40	18.22	18.57	18.38	0
20M	QPSK	1	1	18.46	18.44	18.23	18.61	18.47	0
		1	26	18.33	18.33	18.11	18.52	18.30	0
		1	49	18.26	18.35	18.13	18.43	18.18	0
		25	0	17.19	17.27	17.09	17.43	17.18	1
		25	13	18.16	18.27	18.05	18.43	18.20	0
		25	26	17.20	17.21	16.97	17.36	17.11	1
		50	0	17.18	17.18	16.99	17.39	17.13	1
BW	MCS Index	Channel		647168	651584	656000	660416	664832	3GPP MPR
		Frequence (MHz)		3707.52	3773.76	3840	3906.24	3972.48	
15M	BPSK	1	1	18.35	18.45	18.21	18.57	18.29	0
15M	QPSK	1	1	18.48	18.53	18.20	18.61	18.43	0
		1	19	18.27	18.33	18.10	18.44	18.24	0
		1	36	18.33	18.31	18.14	18.48	18.23	0
		18	0	17.26	17.21	17.11	17.46	17.21	1
		18	10	18.17	18.26	17.99	18.43	18.20	0
		18	20	17.16	17.18	17.01	17.43	17.18	1
		36	0	17.18	17.26	17.04	17.43	17.19	1
BW	MCS Index	Channel		647000	651500	656000	660500	665000	3GPP MPR
		Frequence (MHz)		3705	3772.5	3840	3907.5	3975	
10M	BPSK	1	1	18.36	18.40	18.15	18.53	18.35	0
10M	QPSK	1	1	18.47	18.47	18.21	18.62	18.42	0
		1	11	18.30	18.29	18.12	18.48	18.20	0
		1	22	18.28	18.27	18.10	18.42	18.22	0
		12	0	17.25	17.28	17.11	17.43	17.13	1
		12	6	18.21	18.22	18.03	18.42	18.19	0
		12	12	17.23	17.18	17.04	17.38	17.16	1
		24	0	17.25	17.23	17.03	17.34	17.11	1

NR Conducted Power (ENDC)							
NR Band 78 For 3450-3550MHz_Ant 3							
BW	MCS Index	RB Size	RB Offset	Low	Mid	High	3GPP MPR (dB)
		Channel			633332		
		Frequence (MHz)			3499.98		
100M	BPSK	1	1		18.70		0
100M	QPSK	1	1		18.76		0
		1	137		18.63		0
		1	271		18.60		0
		135	0		17.55		1
		135	69		18.52		0
		135	138		17.50		1
		270	0		17.53		1
BW	MCS Index	Channel		633000	633332	633666	3GPP MPR
		Frequence (MHz)		3495	3499.98	3504.99	
90M	BPSK	1	1	18.67	18.57	18.51	0
90M	QPSK	1	1	18.74	18.66	18.68	0
		1	123	18.53	18.57	18.48	0
		1	243	18.56	18.50	18.50	0
		120	0	17.52	17.47	17.47	1
		120	63	18.49	18.43	18.42	0
		120	125	17.50	17.44	17.41	1
		243	0	17.51	17.35	17.43	1
BW	MCS Index	Channel		632668	633332	634000	3GPP MPR
		Frequence (MHz)		3490.02	3499.98	3510	
80M	BPSK	1	1	18.60	18.55	18.53	0
80M	QPSK	1	1	18.73	18.63	18.73	0
		1	109	18.57	18.58	18.47	0
		1	215	18.56	18.50	18.57	0
		108	0	17.48	17.43	17.50	1
		108	55	18.51	18.45	18.45	0
		108	109	17.49	17.44	17.44	1
		216	0	17.43	17.42	17.48	1

NR Conducted Power (ENDC)							
NR Band 78 For 3450-3550MHz_Ant 3							
BW	MCS Index	Channel		632334	633332	634332	3GPP MPR
		Frequence (MHz)		3485.01	3499.98	3514.98	
70M	BPSK	1	1	18.61	18.59	18.55	0
70M	QPSK	1	1	18.68	18.58	18.69	0
		1	95	18.62	18.58	18.49	0
		1	187	18.58	18.55	18.58	0
		90	0	17.47	17.41	17.51	1
		90	50	18.48	18.40	18.51	0
		90	99	17.50	17.41	17.43	1
		180	0	17.43	17.42	17.45	1
BW	MCS Index	Channel		632000	633332	634666	3GPP MPR
		Frequence (MHz)		3480	3499.98	3519.99	
60M	BPSK	1	1	18.66	18.54	18.57	0
60M	QPSK	1	1	18.68	18.58	18.72	0
		1	81	18.60	18.57	18.49	0
		1	160	18.59	18.48	18.52	0
		81	0	17.51	17.37	17.42	1
		81	41	18.44	18.44	18.49	0
		81	81	17.45	17.48	17.34	1
		162	0	17.46	17.42	17.47	1
BW	MCS Index	Channel		631668	633332	635000	3GPP MPR
		Frequence (MHz)		3475.02	3499.98	3525	
50M	BPSK	1	1	18.60	18.62	18.54	0
50M	QPSK	1	1	18.66	18.67	18.73	0
		1	67	18.53	18.54	18.50	0
		1	131	18.60	18.55	18.55	0
		64	0	17.50	17.40	17.41	1
		64	35	18.50	18.40	18.42	0
		64	69	17.49	17.39	17.44	1
		128	0	17.51	17.39	17.45	1

NR Conducted Power (ENDC)							
NR Band 78 For 3450-3550MHz_Ant 3							
BW	MCS Index	Channel		631334	633332	635332	3GPP MPR
		Frequence (MHz)		3470.01	3499.98	3529.98	
40M	BPSK	1	1	18.61	18.55	18.56	0
40M	QPSK	1	1	18.70	18.58	18.64	0
		1	53	18.54	18.55	18.44	0
		1	104	18.57	18.46	18.50	0
		50	0	17.53	17.45	17.44	1
		50	28	18.50	18.49	18.42	0
		50	56	17.47	17.43	17.37	1
		100	0	17.45	17.36	17.47	1
BW	MCS Index	Channel		631000	633332	635666	3GPP MPR
		Frequence (MHz)		3465	3499.98	3534.99	
30M	BPSK	1	1	18.69	18.57	18.56	0
30M	QPSK	1	1	18.73	18.60	18.70	0
		1	39	18.62	18.55	18.48	0
		1	76	18.54	18.54	18.53	0
		36	0	17.52	17.47	17.43	1
		36	21	18.51	18.43	18.45	0
		36	42	17.50	17.40	17.39	1
		75	0	17.44	17.36	17.46	1

NR Conducted Power (ENDC)							
NR Band 78 For 3450-3550MHz_Ant 3							
BW	MCS Index	Channel		630668	633332	636000	3GPP MPR
		Frequence (MHz)		3460.02	3499.98	3540	
20M	BPSK	1	1	18.68	18.56	18.53	0
20M	QPSK	1	1	18.70	18.60	18.69	0
		1	26	18.55	18.59	18.45	0
		1	49	18.51	18.48	18.58	0
		25	0	17.55	17.41	17.50	1
		25	13	18.48	18.50	18.43	0
		25	26	17.45	17.39	17.37	1
		50	0	17.51	17.36	17.43	1
BW	MCS Index	Channel		630500	633332	636166	3GPP MPR
		Frequence (MHz)		3457.5	3499.98	3542.49	
15M	BPSK	1	1	18.60	18.59	18.57	0
15M	QPSK	1	1	18.69	18.63	18.66	0
		1	19	18.61	18.52	18.53	0
		1	36	18.51	18.55	18.55	0
		18	0	17.54	17.38	17.45	1
		18	10	18.47	18.48	18.44	0
		18	20	17.46	17.49	17.37	1
		36	0	17.51	17.33	17.45	1
BW	MCS Index	Channel		630334	633332	636332	3GPP MPR
		Frequence (MHz)		3455.01	3499.98	3544.98	
10M	BPSK	1	1	18.68	18.60	18.55	0
10M	QPSK	1	1	18.68	18.65	18.69	0
		1	11	18.55	18.60	18.50	0
		1	22	18.60	18.47	18.49	0
		12	0	17.54	17.39	17.48	1
		12	6	18.47	18.42	18.47	0
		12	12	17.50	17.40	17.40	1
		24	0	17.52	17.39	17.47	1

NR Conducted Power (ENDC)							
NR Band 78 For 3700~3800MHz_Ant 3							
BW	MCS Index	RB Size	RB Offset	Low	Mid	High	3GPP MPR (dB)
		Channel			650000		
		Frequence (MHz)			3750		
100M	BPSK	1	1		18.66		0
100M	QPSK	1	1		18.73		0
		1	137		18.58		0
		1	271		18.56		0
		135	0		17.52		1
		135	69		18.48		0
		135	138		17.46		1
		270	0		17.49		1
BW	MCS Index	Channel		649668	650000	650332	3GPP MPR
		Frequence (MHz)		3745.02	3750	3754.98	
90M	BPSK	1	1	18.44	18.36	18.39	0
90M	QPSK	1	1	18.45	18.45	18.46	0
		1	123	18.38	18.32	18.35	0
		1	243	18.36	18.34	18.32	0
		120	0	17.30	17.27	17.25	1
		120	63	18.28	18.23	18.17	0
		120	125	17.27	17.23	17.16	1
		243	0	17.25	17.21	17.28	1
BW	MCS Index	Channel		649334	650000	650666	3GPP MPR
		Frequence (MHz)		3740.01	3750	3759.99	
80M	BPSK	1	1	18.41	18.30	18.32	0
80M	QPSK	1	1	18.48	18.40	18.41	0
		1	109	18.38	18.38	18.29	0
		1	215	18.36	18.28	18.24	0
		108	0	17.25	17.25	17.20	1
		108	55	18.28	18.20	18.23	0
		108	109	17.27	17.17	17.17	1
		216	0	17.23	17.20	17.22	1

NR Conducted Power (ENDC)							
NR Band 78 For 3700~3800MHz_Ant 3							
BW	MCS Index	Channel		649000	650000	651000	3GPP MPR
		Frequence (MHz)		3735	3750	3765	
70M	BPSK	1	1	18.44	18.30	18.39	0
70M	QPSK	1	1	18.46	18.49	18.46	0
		1	95	18.41	18.29	18.33	0
		1	187	18.35	18.35	18.27	0
		90	0	17.30	17.24	17.25	1
		90	50	18.23	18.26	18.21	0
		90	99	17.23	17.21	17.20	1
		180	0	17.25	17.26	17.22	1
BW	MCS Index	Channel		648668	650000	651332	3GPP MPR
		Frequence (MHz)		3730.02	3750	3769.98	
60M	BPSK	1	1	18.38	18.38	18.34	0
60M	QPSK	1	1	18.49	18.41	18.45	0
		1	81	18.32	18.33	18.35	0
		1	160	18.36	18.26	18.27	0
		81	0	17.23	17.26	17.26	1
		81	41	18.28	18.20	18.21	0
		81	81	17.18	17.19	17.13	1
		162	0	17.28	17.23	17.27	1
BW	MCS Index	Channel		648334	650000	651666	3GPP MPR
		Frequence (MHz)		3725.01	3750	3774.99	
50M	BPSK	1	1	18.42	18.37	18.37	0
50M	QPSK	1	1	18.52	18.47	18.43	0
		1	67	18.39	18.34	18.35	0
		1	131	18.30	18.35	18.28	0
		64	0	17.27	17.20	17.24	1
		64	35	18.20	18.27	18.20	0
		64	69	17.28	17.24	17.20	1
		128	0	17.28	17.23	17.24	1

NR Conducted Power (ENDC)							
NR Band 78 For 3700~3800MHz_Ant 3							
BW	MCS Index	Channel		648000	650000	652000	3GPP MPR
		Frequence (MHz)		3720	3750	3780	
40M	BPSK	1	1	18.42	18.30	18.42	0
40M	QPSK	1	1	18.47	18.46	18.47	0
		1	53	18.42	18.32	18.32	0
		1	104	18.35	18.30	18.28	0
		50	0	17.24	17.27	17.23	1
		50	28	18.23	18.27	18.24	0
		50	56	17.20	17.25	17.16	1
		100	0	17.21	17.18	17.21	1
BW	MCS Index	Channel		647668	650000	652332	3GPP MPR
		Frequence (MHz)		3715.02	3750	3784.98	
30M	BPSK	1	1	18.41	18.40	18.34	0
30M	QPSK	1	1	18.46	18.49	18.41	0
		1	39	18.42	18.33	18.26	0
		1	76	18.37	18.30	18.30	0
		36	0	17.30	17.27	17.23	1
		36	21	18.20	18.20	18.14	0
		36	42	17.27	17.23	17.16	1
		75	0	17.28	17.17	17.27	1

NR Conducted Power (ENDC)							
NR Band 78 For 3700~3800MHz_Ant 3							
BW	MCS Index	Channel		647334	650000	652666	3GPP MPR
		Frequence (MHz)		3710.01	3750	3789.99	
20M	BPSK	1	1	18.42	18.33	18.37	0
20M	QPSK	1	1	18.45	18.47	18.45	0
		1	26	18.36	18.32	18.28	0
		1	49	18.38	18.26	18.31	0
		25	0	17.28	17.23	17.19	1
		25	13	18.28	18.23	18.18	0
		25	26	17.25	17.23	17.23	1
		50	0	17.26	17.16	17.29	1
BW	MCS Index	Channel		647168	650000	652832	3GPP MPR
		Frequence (MHz)		3707.52	3750	3792.48	
15M	BPSK	1	1	18.46	18.38	18.36	0
15M	QPSK	1	1	18.51	18.46	18.39	0
		1	19	18.39	18.38	18.31	0
		1	36	18.34	18.26	18.32	0
		18	0	17.22	17.29	17.25	1
		18	10	18.25	18.23	18.14	0
		18	20	17.27	17.21	17.13	1
		36	0	17.22	17.24	17.20	1
BW	MCS Index	Channel		647000	650000	653000	3GPP MPR
		Frequence (MHz)		3705	3750	3795	
10M	BPSK	1	1	18.46	18.38	18.38	0
10M	QPSK	1	1	18.53	18.46	18.40	0
		1	11	18.40	18.36	18.26	0
		1	22	18.36	18.29	18.28	0
		12	0	17.30	17.24	17.27	1
		12	6	18.25	18.22	18.18	0
		12	12	17.18	17.17	17.15	1
		24	0	17.22	17.23	17.20	1

	NR Conducted Power (MIMO)												
	NR Band 38 Ant 0 + Ant 2												
BW	MCS Index	Channel		516000			519000			522000			3GPP MPR
		Frequence (MHz)		2580			2595			2610			
20M	DFT-s QPSK	1	1	18.21	17.92	21.08	17.88	17.67	20.79	17.87	17.88	20.89	0
		1	26	18.09	17.76	20.94	17.73	17.56	20.66	17.76	17.70	20.74	0
		1	49	18.07	17.74	20.92	17.70	17.55	20.64	17.74	17.69	20.73	0
		25	0	17.04	16.69	19.88	16.62	16.48	19.56	16.69	16.66	19.69	1
		25	13	18.02	17.65	20.85	17.61	17.47	20.55	17.67	17.65	20.67	0
		25	26	16.99	16.63	19.82	16.59	16.44	19.53	16.65	16.64	19.66	1
		50	0	17.01	16.66	19.85	16.62	16.45	19.55	16.67	16.67	19.68	1
BW	MCS Index	Channel		515500			519000			522500			3GPP MPR
		Frequence (MHz)		2577.5			2595			2612.5			
15M	DFT-s QPSK	1	1	18.16	17.86	21.02	17.81	17.58	20.71	17.77	17.80	20.80	0
		1	19	18.08	17.74	20.92	17.74	17.55	20.66	17.71	17.73	20.73	0
		1	36	18.10	17.78	20.95	17.68	17.49	20.60	17.70	17.75	20.74	0
		18	0	17.00	16.79	19.91	16.73	16.52	19.64	16.65	16.71	19.69	1
		18	10	18.05	17.77	20.92	17.71	17.52	20.63	17.72	17.74	20.74	0
		18	20	17.10	16.72	19.92	16.66	16.51	19.60	16.67	16.71	19.70	1
		36	0	17.12	16.80	19.97	16.78	16.55	19.68	16.75	16.78	19.78	1
BW	MCS Index	Channel		515000			519000			523000			3GPP MPR
		Frequence (MHz)		2575			2595			2615			
10M	DFT-s QPSK	1	1	17.07	17.85	20.49	17.80	17.53	20.68	17.77	17.79	20.79	0
		1	11	18.10	17.76	20.94	17.71	17.43	20.58	17.71	17.66	20.70	0
		1	22	18.04	17.80	20.93	17.67	17.48	20.59	17.63	17.72	20.69	0
		12	0	18.03	16.72	20.43	16.68	16.40	19.55	16.68	16.70	19.70	1
		12	6	17.05	17.75	20.42	17.70	17.49	20.61	17.60	17.67	20.65	0
		12	12	16.71	16.73	19.73	16.70	16.50	19.61	16.70	16.69	19.71	1
		24	0	17.10	16.66	19.90	16.65	16.47	19.57	16.67	16.59	19.64	1

NR Conducted Power (MIMO)

NR Band 41 Ant 0 + Ant 2

BW	MCS Index	RB Size	RB Offset	Low			Low			Mid-1			Mid-2			Mid-3			High			3GPP MPR (dB)
		Channel		509202			510000			513900			518598			523302			528000			
		Frequence (MHz)		2546.01			2550			2569.5			2592.99			2616.51			2640			
		TX Chain		MIMO Ant 0 Avg. Power	MIMO Ant 1 Avg. Power	MIMO Ant 0+1 Avg. Power	MIMO Ant 0 Avg. Power	MIMO Ant 1 Avg. Power	MIMO Ant 0+1 Avg. Power	MIMO Ant 0 Avg. Power	MIMO Ant 1 Avg. Power	MIMO Ant 0+1 Avg. Power	MIMO Ant 0 Avg. Power	MIMO Ant 1 Avg. Power	MIMO Ant 0+1 Avg. Power	MIMO Ant 0 Avg. Power	MIMO Ant 1 Avg. Power	MIMO Ant 0+1 Avg. Power	MIMO Ant 0 Avg. Power	MIMO Ant 1 Avg. Power	MIMO Ant 0+1 Avg. Power	
100M	DFT-s QPSK	1	1	17.89	18.17	21.04	17.95	18.01	20.99	18.48	18.36	21.43	18.49	18.47	21.49	18.41	18.22	21.33	18.35	18.05	21.21	0
		1	137	17.72	18.04	20.89	17.78	17.84	20.82	18.38	18.19	21.30	18.33	18.32	21.34	18.24	18.05	21.16	18.19	17.94	21.08	0
		1	271	17.69	18.01	20.86	17.76	17.82	20.80	18.36	18.18	21.28	18.31	18.29	21.31	18.23	18.03	21.14	18.15	17.91	21.04	0
		135	0	16.65	16.96	19.82	16.69	16.77	19.74	17.34	17.14	20.25	17.25	17.24	20.26	17.18	16.99	20.10	17.13	16.85	20.00	1
		135	69	17.61	17.94	20.79	17.68	17.73	20.72	18.32	18.11	21.23	18.22	18.29	21.27	18.16	17.96	21.07	18.10	17.81	20.97	0
		135	138	16.57	16.90	19.75	16.66	16.72	19.70	17.29	17.07	20.19	17.19	17.17	20.19	17.13	16.94	20.05	17.09	16.79	19.95	1
		270	0	16.59	16.93	19.77	16.69	16.73	19.72	17.30	17.10	20.21	17.22	17.19	20.22	17.16	16.97	20.08	17.12	16.80	19.97	1
BW	MCS Index	Channel		508200			509004			513402			518598			523800			528996			3GPP MPR
		Frequence (MHz)		2541			2546.02			2567.01			2592.99			2619			2644.98			
90M	DFT-s QPSK	1	1	17.88	18.12	21.01	17.93	17.96	20.96	18.43	18.35	21.40	18.36	18.41	21.40	18.37	18.16	21.28	18.28	18.01	21.16	0
		1	123	17.81	18.07	20.95	17.87	17.93	20.91	18.40	18.29	21.36	18.25	18.32	21.30	18.18	18.05	21.13	18.13	17.84	21.00	0
		1	243	17.77	18.03	20.91	17.84	17.88	20.87	18.40	18.28	21.35	18.23	18.25	21.25	18.15	18.02	21.10	18.24	17.82	21.05	0
		120	0	16.80	17.10	19.96	16.85	16.92	19.90	17.38	17.27	20.34	17.30	17.33	20.33	17.18	16.95	20.08	17.05	16.89	19.98	1
		120	63	17.81	18.10	20.97	17.77	17.86	20.83	18.39	18.30	21.36	18.27	18.33	21.31	18.12	18.13	21.14	18.27	17.81	21.06	0
		120	125	16.75	17.05	19.91	16.81	16.92	19.88	17.40	17.20	20.31	17.37	17.33	20.36	17.35	16.99	20.18	17.24	16.76	20.02	1
		243	0	16.86	17.12	20.00	16.87	16.96	19.93	17.44	17.30	20.38	17.40	17.31	20.37	17.28	16.94	20.12	17.28	16.89	20.10	1
BW	MCS Index	Channel		507204			508002			509304			518598			524298			529998			3GPP MPR
		Frequence (MHz)		2536.02			2540.01			2546.52			2592.99			2621.49			2649.99			
80M	DFT-s QPSK	1	1	17.86	18.09	20.99	17.88	17.96	20.93	18.38	18.30	21.35	18.34	18.34	21.35	18.36	18.07	21.23	18.30	18.04	21.18	0
		1	109	17.76	18.06	20.92	17.83	17.83	20.84	18.37	18.27	21.33	18.18	18.27	21.24	18.16	18.00	21.09	18.12	17.76	20.95	0
		1	215	17.79	18.01	20.91	17.87	17.82	20.86	18.37	18.23	21.31	18.21	18.30	21.27	18.21	18.00	21.12	18.30	17.78	21.06	0
		108	0	16.78	16.95	19.88	16.85	16.87	19.87	17.37	17.20	20.30	17.25	17.35	20.31	17.20	17.00	20.11	17.06	16.92	20.00	1
		108	55	17.73	18.03	20.89	17.87	17.84	20.87	18.25	18.23	21.25	18.31	18.39	21.36	18.22	18.16	21.20	18.25	17.80	21.04	0
		108	109	16.71	17.05	19.89	16.80	16.85	19.84	17.29	17.24	20.28	17.28	17.36	20.33	17.25	16.99	20.13	17.23	16.80	20.03	1
		216	0	16.84	17.09	19.98	16.86	16.92	19.90	17.36	17.31	20.35	17.41	17.30	20.37	17.32	16.96	20.15	17.19	16.92	20.07	1

	NR Conducted Power (MIMO)																					
	NR Band 41 Ant 0 + Ant 2																					
BW	MCS Index	Channel		505200			506004			511896			518598			525294			531996			3GPP MPR
		Frequence (MHz)		2526			2530.02			2559.48			2592.99			2626.48			2659.98			
60M	DFT-s QPSK	1	1	17.83	18.05	20.95	17.85	17.92	20.90	18.36	18.30	21.34	18.36	18.38	21.38	18.34	18.17	21.27	18.21	18.03	21.13	0
		1	81	17.76	17.99	20.89	17.73	17.88	20.82	18.26	18.24	21.26	18.20	18.27	21.25	18.25	18.04	21.16	18.09	17.73	20.92	0
		1	160	17.75	17.99	20.88	17.79	17.88	20.85	18.32	18.24	21.29	18.19	18.23	21.22	18.17	17.98	21.09	18.23	17.85	21.05	0
		81	0	16.74	16.92	19.84	16.82	16.78	19.81	17.30	17.18	20.25	17.25	17.31	20.29	17.19	16.89	20.05	17.07	16.90	20.00	1
		81	41	17.70	17.92	20.82	17.71	17.88	20.81	18.21	18.14	21.19	18.34	18.40	21.38	18.12	18.12	21.13	18.26	17.80	21.05	0
		81	81	16.72	16.94	19.84	16.75	16.87	19.82	17.30	17.13	20.23	17.35	17.31	20.34	17.30	16.96	20.14	17.20	16.78	20.01	1
		162	0	16.66	16.96	19.82	16.78	16.83	19.82	17.19	17.11	20.16	17.35	17.20	20.29	17.34	16.93	20.15	17.26	16.80	20.05	1
BW	MCS Index	Channel		504204			505002			511404			518598			525798			532998			3GPP MPR
		Frequence (MHz)		2521.02			2525.01			2557.02			2592.99			2628.99			2664.99			
50M	DFT-s QPSK	1	1	17.84	18.09	20.98	17.82	17.91	20.88	18.39	18.26	21.34	18.46	18.45	21.47	18.35	18.15	21.26	18.33	17.96	21.16	0
		1	67	17.76	17.96	20.87	17.68	17.82	20.76	18.27	18.10	21.20	18.24	18.33	21.30	18.18	17.99	21.10	18.18	17.81	21.01	0
		1	131	17.63	18.07	20.87	17.86	17.78	20.83	18.26	18.11	21.20	18.22	18.22	21.23	18.15	17.99	21.08	18.28	17.87	21.09	0
		64	0	16.74	17.02	19.89	16.79	16.84	19.83	17.44	17.23	20.35	17.30	17.37	20.35	17.21	16.99	20.11	17.18	16.92	20.06	1
		64	35	17.68	17.95	20.83	17.80	17.94	20.88	18.29	18.10	21.21	18.28	18.39	21.35	18.12	18.09	21.12	18.18	17.81	21.01	0
		64	69	16.72	17.07	19.91	16.83	16.78	19.82	17.33	17.23	20.29	17.32	17.42	20.38	17.24	16.99	20.13	17.24	16.78	20.03	1
		128	0	16.63	17.05	19.86	16.66	16.73	19.71	17.36	17.28	20.33	17.44	17.22	20.34	17.33	16.93	20.14	17.26	16.90	20.09	1
BW	MCS Index	Channel		503202			504000			510900			518598			526296			534000			3GPP MPR
		Frequence (MHz)		2516.01			2520			2554.5			2592.99			2631.48			2670			
40M	DFT-s QPSK	1	1	17.77	18.12	20.96	17.86	17.89	20.89	18.45	18.25	21.36	18.47	18.42	21.46	18.37	18.11	21.25	18.31	18.00	21.17	0
		1	53	17.73	17.97	20.86	17.67	17.94	20.82	18.25	18.19	21.23	18.19	18.34	21.28	18.15	18.07	21.12	18.22	17.73	20.99	0
		1	104	17.70	17.98	20.85	17.86	17.75	20.82	18.34	18.10	21.23	18.27	18.19	21.24	18.14	17.93	21.05	18.25	17.79	21.04	0
		50	0	16.81	17.13	19.98	16.73	16.88	19.82	17.32	17.27	20.31	17.30	17.25	20.29	17.16	16.94	20.06	17.13	16.99	20.07	1
		50	28	17.63	17.89	20.77	17.83	17.90	20.88	18.28	18.09	21.20	18.34	18.30	21.33	18.14	18.16	21.16	18.24	17.82	21.05	0
		50	56	16.74	17.05	19.91	16.87	16.71	19.80	17.36	17.18	20.28	17.41	17.32	20.38	17.32	17.07	20.21	17.17	16.80	20.00	1
		100	0	16.68	17.05	19.88	16.71	16.71	19.72	17.33	17.22	20.29	17.36	17.26	20.32	17.32	16.96	20.15	17.22	16.93	20.09	1

	NR Conducted Power (MIMO)																					
	NR Band 41 Ant 0 + Ant 2																					
BW	MCS Index	Channel		502200			503004			510396			518598			526794			534996			3GPP MPR
		Frequence (MHz)		2511			2515.02			2551.98			2592.99			2633.97			2674.98			
30M	DFT-s QPSK	1	1	17.83	18.09	20.97	17.84	18.00	20.93	18.42	18.27	21.36	18.46	18.38	21.43	18.29	18.10	21.21	18.28	17.91	21.11	0
		1	39	17.75	18.07	20.92	17.67	17.91	20.80	18.26	18.15	21.22	18.28	18.26	21.28	18.27	18.07	21.18	18.12	17.81	20.98	0
		1	76	17.62	17.97	20.81	17.86	17.80	20.84	18.31	18.15	21.24	18.24	18.29	21.28	18.10	17.97	21.05	18.23	17.78	21.02	0
		36	0	16.72	17.12	19.93	16.71	16.96	19.85	17.32	17.27	20.31	17.30	17.34	20.33	17.21	16.97	20.10	17.18	17.01	20.11	1
		36	21	17.65	17.88	20.78	17.90	17.82	20.87	18.19	18.06	21.14	18.22	18.40	21.32	18.19	18.06	21.14	18.25	17.78	21.03	0
		36	42	16.77	17.05	19.92	16.81	16.78	19.81	17.42	17.30	20.37	17.30	17.37	20.35	17.29	16.99	20.15	17.15	16.83	20.00	1
		75	0	16.64	17.06	19.87	16.68	16.75	19.73	17.32	17.22	20.28	17.40	17.29	20.36	17.27	17.05	20.17	17.24	16.88	20.07	1
BW	MCS Index	Channel		501204			502002			509898			518598			527298			535998			3GPP MPR
		Frequence (MHz)		2506.02			2510.01			2549.49			2592.99			2636.49			2679.99			
20M	DFT-s QPSK	1	1	17.87	18.05	20.97	17.84	17.98	20.92	18.38	18.33	21.37	18.38	18.42	21.41	18.28	18.08	21.19	18.34	18.01	21.19	0
		1	19	17.83	17.98	20.92	17.72	17.84	20.79	18.19	18.19	21.20	18.20	18.34	21.28	18.17	17.99	21.09	18.09	17.75	20.93	0
		1	36	17.69	18.05	20.88	17.84	17.79	20.83	18.29	18.16	21.24	18.19	18.30	21.26	18.14	17.99	21.08	18.28	17.80	21.06	0
		18	0	16.80	17.04	19.93	16.82	16.94	19.89	17.39	17.23	20.32	17.24	17.38	20.32	17.19	16.89	20.05	17.06	17.02	20.05	1
		18	10	17.59	17.95	20.78	17.80	17.95	20.89	18.27	18.14	21.22	18.29	18.34	21.33	18.20	18.15	21.19	18.24	17.77	21.02	0
		18	20	16.78	17.05	19.93	16.83	16.79	19.82	17.43	17.25	20.35	17.34	17.33	20.35	17.23	16.98	20.12	17.21	16.80	20.02	1
		36	0	16.68	16.98	19.84	16.79	16.79	19.80	17.30	17.26	20.29	17.34	17.21	20.29	17.24	16.99	20.13	17.24	16.82	20.05	1

	NR Conducted Power (MIMO)																					
	NR Band 41 Ant 0 + Ant 2																					
BW	MCS Index	Channel		500700			501504			509646			518598			527544			536496			3GPP MPR
		Frequence (MHz)		2503.5			2507.52			2548.23			2592.99			2637.72			2682.48			
15M	DFT-s QPSK	1	1	17.77	18.11	20.95	17.86	17.95	20.92	18.40	18.27	21.35	18.34	18.44	21.40	18.37	18.14	21.27	18.22	17.96	21.10	0
		1	19	17.77	18.07	20.93	17.75	17.92	20.85	18.29	18.10	21.21	18.23	18.33	21.29	18.14	18.02	21.09	18.19	17.79	21.00	0
		1	36	17.63	18.08	20.87	17.84	17.79	20.83	18.35	18.03	21.20	18.27	18.27	21.28	18.18	17.93	21.07	18.23	17.86	21.06	0
		18	0	16.70	17.12	19.93	16.81	16.86	19.85	17.39	17.19	20.30	17.25	17.26	20.27	17.20	16.89	20.06	17.10	16.93	20.03	1
		18	10	17.70	17.93	20.83	17.86	17.91	20.90	18.29	18.11	21.21	18.31	18.30	21.32	18.21	18.11	21.17	18.24	17.79	21.03	0
		18	20	16.76	17.06	19.92	16.82	16.75	19.80	17.39	17.18	20.30	17.31	17.43	20.38	17.26	16.98	20.13	17.14	16.88	20.02	1
		36	0	16.61	17.00	19.82	16.76	16.72	19.75	17.37	17.24	20.32	17.35	17.19	20.28	17.29	16.97	20.14	17.25	16.93	20.10	1
BW	MCS Index	Channel		500202			501000			509400			518598			527796			537000			3GPP MPR
		Frequence (MHz)		2501.01			2505			2547			2592.99			2638.98			2685			
10M	DFT-s QPSK	1	1	17.84	18.07	20.97	17.90	17.90	20.91	18.43	18.21	21.33	18.45	18.44	21.46	18.35	18.17	21.27	18.23	17.91	21.08	0
		1	11	17.77	17.96	20.88	17.77	17.82	20.81	18.23	18.17	21.21	18.29	18.32	21.32	18.22	18.00	21.12	18.12	17.72	20.93	0
		1	22	17.61	18.03	20.84	17.89	17.85	20.88	18.24	18.13	21.20	18.21	18.18	21.21	18.20	17.94	21.08	18.27	17.90	21.10	0
		12	0	16.71	17.09	19.91	16.75	16.84	19.81	17.37	17.17	20.28	17.19	17.26	20.24	17.23	16.94	20.10	17.10	17.01	20.07	1
		12	6	17.61	17.87	20.75	17.87	17.84	20.87	18.23	18.07	21.16	18.32	18.43	21.39	18.09	18.14	21.13	18.20	17.85	21.04	0
		12	12	16.72	17.09	19.92	16.79	16.74	19.78	17.36	17.19	20.29	17.34	17.34	20.35	17.24	17.06	20.16	17.17	16.85	20.02	1
		24	0	16.67	17.07	19.88	16.73	16.70	19.73	17.43	17.27	20.36	17.45	17.23	20.35	17.22	17.04	20.14	17.17	16.82	20.01	1

NR Conducted Power (MIMO)

NR Band 48 Ant 1 + Ant 3

BW	MCS Index	RB Size	RB Offset	Low			Low			Mid-1			Mid-3			High			3GPP MPR (dB)
		Channel		638000			640444			641666			642888			645332			
		Frequence (MHz)		3570			3606.66			3624.99			3643.32			3679.98			
40M	DFT-s QPSK	TX Chain		MIMO Ant 0 Avg. Power	MIMO Ant 1 Avg. Power	MIMO Ant 0+1 Avg. Power	MIMO Ant 0 Avg. Power	MIMO Ant 1 Avg. Power	MIMO Ant 0+1 Avg. Power	MIMO Ant 0 Avg. Power	MIMO Ant 1 Avg. Power	MIMO Ant 0+1 Avg. Power	MIMO Ant 0 Avg. Power	MIMO Ant 1 Avg. Power	MIMO Ant 0+1 Avg. Power	MIMO Ant 0 Avg. Power	MIMO Ant 1 Avg. Power	MIMO Ant 0+1 Avg. Power	
		1	1	15.45	15.75	18.61	15.21	15.34	18.29	15.26	15.69	18.49	15.41	15.63	18.53	15.11	15.24	18.19	0
		1	53	15.30	15.59	18.46	15.07	15.19	18.14	15.09	15.53	18.33	15.31	15.48	18.41	14.95	15.10	18.04	0
		1	104	15.28	15.55	18.43	15.05	15.15	18.11	15.08	15.49	18.30	15.29	15.47	18.39	14.91	15.09	18.01	0
		50	0	14.24	14.48	17.37	14.01	14.10	17.07	14.00	14.43	17.23	14.27	14.41	17.35	13.85	14.04	16.96	1
		50	28	15.22	15.46	18.35	14.98	15.07	18.04	14.98	15.39	18.20	15.23	15.39	18.32	14.82	15.01	17.93	0
		50	56	14.19	14.42	17.32	13.97	14.06	17.03	13.94	14.36	17.17	14.19	14.38	17.30	13.81	13.97	16.90	1
		100	0	14.20	14.43	17.33	13.98	14.09	17.05	13.95	14.37	17.18	14.20	14.40	17.31	13.84	14.00	16.93	1
BW	MCS Index	Channel		637668			640334			641666			643000			645666			3GPP MPR
		Frequence (MHz)		3565.02			3605.01			3624.99			3645			3684.99			
30M	DFT-s QPSK	1	1	15.34	15.72	18.54	15.08	15.19	18.15	15.16	15.63	18.41	15.27	15.61	18.45	14.99	15.21	18.11	0
		1	39	15.33	15.62	18.49	14.97	15.21	18.10	15.03	15.44	18.25	15.34	15.52	18.44	15.06	15.09	18.09	0
		1	76	15.11	15.56	18.35	15.14	15.13	18.15	15.00	15.45	18.24	15.28	15.38	18.34	14.98	15.08	18.04	0
		36	0	14.15	14.59	17.39	14.09	14.24	17.18	14.15	14.62	17.40	14.20	14.48	17.35	14.08	14.05	17.08	1
		36	21	15.26	15.67	18.48	15.00	15.07	18.05	15.07	15.49	18.30	15.17	15.52	18.36	14.87	15.12	18.01	0
		36	42	14.29	14.58	17.45	13.97	14.09	17.04	14.18	14.54	17.37	14.27	14.36	17.33	13.83	14.04	16.95	1
		75	0	14.27	14.56	17.43	14.18	14.08	17.14	14.14	14.49	17.33	14.16	14.53	17.36	14.06	14.03	17.06	1
BW	MCS Index	Channel		637334			640222			641666			643110			646000			3GPP MPR
		Frequence (MHz)		3560.01			3603.33			3624.99			3646.65			3690			
20M	DFT-s QPSK	1	1	15.30	15.63	18.48	15.11	15.29	18.21	15.21	15.66	18.45	15.26	15.54	18.41	15.07	15.16	18.13	0
		1	26	15.24	15.55	18.41	15.09	15.23	18.17	14.97	15.55	18.28	15.28	15.42	18.36	14.95	15.12	18.05	0
		1	49	15.19	15.55	18.38	15.18	15.07	18.14	15.09	15.53	18.33	15.20	15.28	18.25	14.88	15.14	18.02	0
		25	0	14.22	14.57	17.41	14.09	14.19	17.15	14.12	14.59	17.37	14.17	14.53	17.36	14.07	14.00	17.05	1
		25	13	15.33	15.62	18.49	14.96	15.06	18.02	15.08	15.40	18.25	15.23	15.38	18.32	14.85	15.09	17.98	0
		25	26	14.27	14.53	17.41	14.01	14.18	17.11	14.16	14.55	17.37	14.24	14.35	17.31	13.95	14.03	17.00	1
		50	0	14.30	14.52	17.42	14.08	14.13	17.12	14.00	14.54	17.29	14.11	14.43	17.28	13.99	14.01	17.01	1

	NR Conducted Power (MIMO)																		
	NR Band 48 Ant 1 + Ant 3																		
BW	MCS Index	Channel		637168			640168			641666			643166			646166			3GPP MPR
		Frequence (MHz)		3557.52			3602.52			3624.99			3647.49			3692.49			
15M	DFT-s QPSK	1	1	15.38	15.73	18.57	15.18	15.33	18.27	15.14	15.56	18.37	15.40	15.57	18.50	15.09	15.17	18.14	0
		1	19	15.23	15.55	18.40	15.00	15.26	18.14	15.07	15.54	18.32	15.28	15.44	18.37	15.00	15.08	18.05	0
		1	36	15.19	15.68	18.45	15.14	15.15	18.16	14.97	15.50	18.25	15.23	15.41	18.33	14.93	15.17	18.06	0
		18	0	14.25	14.70	17.49	14.01	14.18	17.11	14.09	14.61	17.37	14.18	14.50	17.35	13.94	14.01	16.99	1
		18	10	15.28	15.65	18.48	14.98	15.17	18.09	15.02	15.40	18.22	15.28	15.40	18.35	14.88	15.03	17.97	0
		18	20	14.28	14.56	17.43	13.99	14.22	17.12	14.18	14.54	17.37	14.34	14.45	17.41	13.86	14.13	17.01	1
		36	0	14.34	14.51	17.44	14.14	14.08	17.12	14.14	14.50	17.33	14.13	14.51	17.33	14.00	14.08	17.05	1
BW	MCS Index	Channel		637000			640110			641666			643222			646332			3GPP MPR
		Frequence (MHz)		3555			3601.65			3624.99			3648.33			3694.98			
10M	DFT-s QPSK	1	1	15.38	15.73	18.57	15.15	15.30	18.24	15.12	15.64	18.40	15.37	15.57	18.48	14.97	15.12	18.06	0
		1	11	15.24	15.58	18.42	15.05	15.27	18.17	15.06	15.49	18.29	15.23	15.50	18.38	14.94	15.15	18.06	0
		1	22	15.21	15.60	18.42	15.14	15.09	18.13	15.05	15.41	18.24	15.21	15.38	18.31	14.93	15.18	18.07	0
		12	0	14.21	14.69	17.47	14.15	14.14	17.16	14.09	14.59	17.36	14.22	14.57	17.41	14.08	14.00	17.05	1
		12	6	15.30	15.56	18.44	14.98	15.14	18.07	15.07	15.49	18.30	15.26	15.49	18.39	14.85	15.11	17.99	0
		12	12	14.39	14.54	17.48	13.98	14.14	17.07	14.12	14.46	17.30	14.32	14.36	17.35	13.83	14.16	17.01	1
		24	0	14.29	14.56	17.44	14.14	14.09	17.13	14.00	14.51	17.27	14.11	14.43	17.28	13.94	14.01	16.99	1

NR Conducted Power (MIMO)

NR Band 77 For 3450~3550MHz Ant 1 + Ant 3

BW	MCS Index	RB Size	RB Offset	Low			Mid-1			High			3GPP MPR (dB)
		Channel					633332						
		Frequence (MHz)					3499.98						
		TX Chain		MIMO Ant 0 Avg. Power	MIMO Ant 1 Avg. Power	MIMO Ant 0+1 Avg. Power	MIMO Ant 0 Avg. Power	MIMO Ant 1 Avg. Power	MIMO Ant 0+1 Avg. Power	MIMO Ant 0 Avg. Power	MIMO Ant 1 Avg. Power	MIMO Ant 0+1 Avg. Power	
100M	DFT-s QPSK	1	1			-	15.68	15.84	18.77			-	0
		1	137			-	15.55	15.67	18.62			-	0
		1	271			-	15.52	15.64	18.59			-	0
		135	0			-	14.44	14.60	17.53			-	1
		135	69			-	15.41	15.56	18.50			-	0
		135	138			-	14.38	14.54	17.47			-	1
		270	0			-	14.41	14.55	17.49			-	1
BW	MCS Index	Channel		633000			633334			633666			3GPP MPR
		Frequence (MHz)		3495			3500.01			3504.99			
90M	DFT-s QPSK	1	1	15.73	15.58	18.67	15.37	16.07	18.74	15.39	16.05	18.74	0
		1	123	15.62	15.39	18.52	15.17	15.87	18.54	15.18	15.93	18.58	0
		1	243	15.62	15.35	18.50	15.25	15.88	18.59	15.16	15.86	18.53	0
		120	0	14.52	14.38	17.46	14.19	14.88	17.56	14.21	14.91	17.58	1
		120	63	15.47	15.26	18.38	15.18	15.84	18.53	15.13	15.84	18.51	0
		120	125	14.46	14.30	17.39	14.12	14.82	17.49	14.10	14.78	17.46	1
		243	0	14.50	14.33	17.43	14.13	14.88	17.53	14.19	14.82	17.53	1
BW	MCS Index	Channel		632668			633334			634000			3GPP MPR
		Frequence (MHz)		3490.02			3500.01			3510			
80M	DFT-s QPSK	1	1	15.69	15.64	18.68	15.34	16.12	18.76	15.39	16.08	18.76	0
		1	109	15.62	15.37	18.51	15.19	15.87	18.55	15.17	15.97	18.60	0
		1	215	15.62	15.34	18.49	15.22	15.85	18.56	15.24	15.87	18.58	0
		108	0	14.51	14.33	17.43	14.13	14.85	17.52	14.11	14.88	17.52	1
		108	55	15.41	15.35	18.39	15.12	15.88	18.53	15.15	15.80	18.50	0
		108	109	14.42	14.24	17.34	14.12	14.87	17.52	14.17	14.79	17.50	1
		216	0	14.50	14.35	17.44	14.10	14.85	17.50	14.13	14.91	17.55	1

	NR Conducted Power (MIMO)												
	NR Band 77 For 3450~3550MHz Ant 1 + Ant 3												
BW	MCS Index	Channel		632334			633334			634332			3GPP MPR
		Frequence (MHz)		3485.01			3500.01			3514.98			
70M	DFT-s QPSK	1	1	15.68	15.57	18.64	15.34	16.09	18.74	15.41	16.03	18.74	0
		1	95	15.56	15.47	18.53	15.21	15.94	18.60	15.22	15.87	18.57	0
		1	187	15.55	15.39	18.48	15.24	15.89	18.59	15.17	15.90	18.56	0
		90	0	14.50	14.38	17.45	14.16	14.82	17.51	14.15	14.86	17.53	1
		90	50	15.46	15.35	18.42	15.13	15.86	18.52	15.11	15.85	18.51	0
		90	99	14.46	14.25	17.37	14.15	14.80	17.50	14.07	14.78	17.45	1
		180	0	14.48	14.35	17.43	14.16	14.86	17.53	14.11	14.86	17.51	1
BW	MCS Index	Channel		632000			633334			634666			3GPP MPR
		Frequence (MHz)		3480			3500.01			3519.99			
60M	DFT-s QPSK	1	1	15.78	15.58	18.69	15.35	16.07	18.74	15.39	16.06	18.75	0
		1	81	15.64	15.44	18.55	15.19	15.91	18.58	15.17	15.95	18.59	0
		1	160	15.59	15.38	18.50	15.19	15.85	18.54	15.25	15.88	18.59	0
		81	0	14.45	14.30	17.39	14.21	14.87	17.56	14.16	14.90	17.56	1
		81	41	15.49	15.36	18.44	15.16	15.87	18.54	15.15	15.80	18.50	0
		81	81	14.46	14.28	17.38	14.07	14.81	17.47	14.07	14.87	17.50	1
		162	0	14.42	14.28	17.36	14.11	14.84	17.50	14.18	14.88	17.55	1
BW	MCS Index	Channel		631668			633334			635000			3GPP MPR
		Frequence (MHz)		3475.02			3500.01			3525			
50M	DFT-s QPSK	1	1	15.72	15.54	18.64	15.33	16.07	18.73	15.41	16.05	18.75	0
		1	67	15.63	15.39	18.52	15.18	15.95	18.59	15.22	15.97	18.62	0
		1	131	15.58	15.40	18.50	15.22	15.92	18.59	15.25	15.83	18.56	0
		64	0	14.46	14.36	17.42	14.12	14.91	17.54	14.16	14.85	17.53	1
		64	35	15.42	15.30	18.37	15.10	15.86	18.51	15.13	15.85	18.52	0
		64	69	14.42	14.28	17.36	14.08	14.79	17.46	14.13	14.83	17.50	1
		128	0	14.48	14.35	17.43	14.15	14.84	17.52	14.11	14.86	17.51	1

	NR Conducted Power (MIMO)												
	NR Band 77 For 3450~3550MHz Ant 1 + Ant 3												
BW	MCS Index	Channel		631334			633334			635332			3GPP MPR
		Frequence (MHz)		3470.01			3500.01			3529.98			
40M	DFT-s QPSK	1	1	15.70	15.64	18.68	15.39	16.04	18.74	15.37	16.12	18.77	0
		1	53	15.64	15.43	18.55	15.23	15.92	18.60	15.24	15.92	18.60	0
		1	104	15.61	15.35	18.49	15.22	15.84	18.55	15.24	15.89	18.59	0
		50	0	14.45	14.35	17.41	14.17	14.87	17.54	14.13	14.88	17.53	1
		50	28	15.42	15.29	18.37	15.18	15.80	18.51	15.13	15.79	18.48	0
		50	56	14.42	14.29	17.37	14.16	14.78	17.49	14.08	14.82	17.48	1
		100	0	14.48	14.32	17.41	14.18	14.86	17.54	14.10	14.88	17.52	1
BW	MCS Index	Channel		631000			633334			635666			3GPP MPR
		Frequence (MHz)		3465			3500.01			3534.99			
30M	DFT-s QPSK	1	1	15.72	15.62	18.68	15.41	16.06	18.76	15.42	16.11	18.79	0
		1	39	15.62	15.40	18.52	15.23	15.92	18.60	15.21	15.96	18.61	0
		1	76	15.55	15.34	18.46	15.17	15.83	18.52	15.19	15.86	18.55	0
		36	0	14.50	14.35	17.44	14.17	14.85	17.53	14.17	14.87	17.54	1
		36	21	15.44	15.29	18.38	15.18	15.83	18.53	15.12	15.88	18.53	0
		36	42	14.41	14.29	17.36	14.12	14.87	17.52	14.13	14.86	17.52	1
		75	0	14.50	14.31	17.42	14.15	14.91	17.56	14.10	14.88	17.52	1

	NR Conducted Power (MIMO)												
	NR Band 77 For 3450~3550MHz Ant 1 + Ant 3												
BW	MCS Index	Channel		630668			633334			636000			3GPP MPR
		Frequence (MHz)		3460.02			3500.01			3540			
20M	DFT-s QPSK	1	1	15.78	15.54	18.67	15.26	15.26	18.27	15.34	16.06	18.73	0
		1	26	15.64	15.44	18.55	15.11	15.13	18.13	15.18	15.88	18.55	0
		1	49	15.58	15.37	18.49	15.04	15.12	18.09	15.21	15.90	18.58	0
		25	0	14.48	14.32	17.41	13.95	14.03	17.00	14.18	14.83	17.53	1
		25	13	15.41	15.27	18.35	14.88	15.06	17.98	15.12	15.84	18.51	0
		25	26	14.42	14.27	17.36	13.90	14.03	16.98	14.09	14.84	17.49	1
		50	0	14.50	14.31	17.42	13.90	14.02	16.97	14.09	14.82	17.48	1
BW	MCS Index	Channel		630500			633334			636166			3GPP MPR
		Frequence (MHz)		3457.5			3500.01			3542.49			
15M	DFT-s QPSK	1	1	15.78	15.63	18.72	15.27	15.27	18.28	15.35	15.26	18.32	0
		1	19	15.60	15.37	18.50	15.07	15.06	18.08	15.20	15.14	18.18	0
		1	36	15.59	15.41	18.51	15.02	15.11	18.08	15.13	15.07	18.11	0
		18	0	14.50	14.40	17.46	13.98	14.01	17.01	14.10	13.99	17.06	1
		18	10	15.51	15.34	18.44	14.90	14.97	17.95	15.03	15.00	18.03	0
		18	20	14.43	14.28	17.37	13.88	13.98	16.94	14.06	14.01	17.05	1
		36	0	14.47	14.35	17.42	13.92	13.97	16.96	14.09	13.95	17.03	1
BW	MCS Index	Channel		630334			633334			636332			3GPP MPR
		Frequence (MHz)		3455.01			3500.01			3544.98			
10M	DFT-s QPSK	1	1	15.70	15.64	18.68	15.33	16.04	18.71	15.34	16.11	18.75	0
		1	0	14.57	14.46	17.53	14.19	14.98	17.61	14.17	14.91	17.57	1
		1	11	15.57	15.41	18.50	15.18	15.92	18.58	15.26	15.96	18.63	0
		1	22	15.54	15.43	18.50	15.16	15.90	18.56	15.16	15.84	18.52	0
		1	23	15.51	15.38	18.46	15.16	15.83	18.52	15.19	15.90	18.57	0
		12	0	14.48	14.39	17.45	14.20	14.81	17.53	14.15	14.90	17.55	1
		12	6	15.50	15.29	18.41	15.16	15.86	18.53	15.10	15.89	18.52	0
		12	12	14.48	14.31	17.41	14.16	14.81	17.51	14.12	14.83	17.50	1
		24	0	14.45	14.34	17.41	14.10	14.85	17.50	14.10	14.81	17.48	1

NR Conducted Power (MIMO)

NR Band 77 For 3700~3980MHz Ant 1 + Ant 3

BW	MCS Index	RB Size	RB Offset	Low			Mid-1			Mid-1			Mid-1			High			3GPP MPR (dB)
		Channel		650000			653000			656000			659000			662000			
		Frequence (MHz)		3750			3795			3840			3885			3930			
		TX Chain		MIMO Ant 0 Avg. Power	MIMO Ant 1 Avg. Power	MIMO Ant 0+1 Avg. Power	MIMO Ant 0 Avg. Power	MIMO Ant 1 Avg. Power	MIMO Ant 0+1 Avg. Power	MIMO Ant 0 Avg. Power	MIMO Ant 1 Avg. Power	MIMO Ant 0+1 Avg. Power	MIMO Ant 0 Avg. Power	MIMO Ant 1 Avg. Power	MIMO Ant 0+1 Avg. Power	MIMO Ant 0 Avg. Power	MIMO Ant 1 Avg. Power	MIMO Ant 0+1 Avg. Power	
100M	DFT-s QPSK	1	1	15.73	15.43	18.59	16.00	15.30	18.67	15.92	15.50	18.73	16.05	15.58	18.83	15.94	15.63	18.80	0
		1	137	15.62	15.27	18.46	15.88	15.15	18.54	15.79	15.34	18.58	15.89	15.44	18.68	15.82	15.49	18.67	0
		1	271	15.58	15.23	18.42	15.86	15.11	18.51	15.78	15.32	18.57	15.85	15.43	18.66	15.81	15.46	18.65	0
		135	0	14.51	14.18	17.36	14.81	14.09	17.48	14.70	14.28	17.51	14.83	14.37	17.62	14.74	14.39	17.58	1
		135	69	15.47	15.14	18.32	15.78	15.08	18.45	15.66	15.26	18.47	15.82	15.35	18.60	15.71	15.37	18.55	0
		135	138	14.46	14.13	17.31	14.77	14.05	17.44	14.64	14.22	17.45	14.79	14.34	17.58	14.69	14.35	17.53	1
		270	0	14.48	14.16	17.33	14.79	14.06	17.45	14.67	14.25	17.48	14.81	14.37	17.61	14.72	14.37	17.56	1
BW	MCS Index	Channel		649668			652834			656000			659166			662332			3GPP MPR
		Frequence (MHz)		3745.02			3792.51			3840			3887.49			3934.98			
90M	DFT-s QPSK	1	1	15.71	15.34	18.54	15.91	15.28	18.62	15.88	15.44	18.68	15.98	15.55	18.78	15.92	15.53	18.74	0
		1	123	15.59	15.25	18.43	15.83	15.13	18.50	15.78	15.32	18.57	15.86	15.42	18.66	15.77	15.39	18.59	0
		1	243	15.48	15.19	18.35	15.77	15.04	18.43	15.75	15.32	18.55	15.78	15.42	18.61	15.79	15.40	18.61	0
		120	0	14.50	14.12	17.32	14.80	14.00	17.43	14.64	14.25	17.46	14.76	14.33	17.56	14.68	14.29	17.50	1
		120	63	15.47	15.08	18.29	15.76	15.08	18.44	15.65	15.18	18.43	15.79	15.32	18.57	15.66	15.31	18.50	0
		120	125	14.42	14.04	17.24	14.67	13.97	17.34	14.60	14.18	17.41	14.79	14.29	17.56	14.66	14.29	17.49	1
		243	0	14.42	14.15	17.30	14.78	14.06	17.45	14.57	14.18	17.39	14.72	14.31	17.53	14.67	14.29	17.49	1
BW	MCS Index	Channel		649334			652666			656000			659334			662666			3GPP MPR
		Frequence (MHz)		3740.01			3789.99			3840			3890.01			3939.99			
80M	DFT-s QPSK	1	1	15.65	15.35	18.51	15.92	15.20	18.59	15.84	15.48	18.67	15.95	15.58	18.78	15.87	15.63	18.76	0
		1	109	15.54	15.19	18.38	15.85	15.13	18.52	15.69	15.32	18.52	15.89	15.41	18.67	15.82	15.42	18.63	0
		1	215	15.48	15.21	18.36	15.86	15.09	18.50	15.74	15.32	18.55	15.84	15.40	18.64	15.76	15.45	18.62	0
		108	0	14.43	14.10	17.28	14.73	14.03	17.40	14.61	14.22	17.43	14.78	14.33	17.57	14.74	14.34	17.55	1
		108	55	15.41	15.09	18.26	15.77	15.08	18.45	15.66	15.18	18.44	15.78	15.26	18.54	15.65	15.31	18.49	0
		108	109	14.46	14.08	17.28	14.69	13.96	17.35	14.56	14.20	17.39	14.74	14.31	17.54	14.66	14.27	17.48	1
		216	0	14.38	14.14	17.27	14.72	14.03	17.40	14.57	14.16	17.38	14.77	14.30	17.55	14.63	14.37	17.51	1

	NR Conducted Power (MIMO)																		
	NR Band 77 For 3700~3980MHz Ant 1 + Ant 3																		
BW	MCS Index	Channel		649000			652500			656000			659500			663000			3GPP MPR
		Frequence (MHz)		3735			3787.5			3840			3892.5			3945			
70M	DFT-s QPSK	1	1	15.73	15.34	18.55	15.96	15.26	18.63	15.87	15.47	18.68	15.97	15.54	18.77	15.84	15.57	18.72	0
		1	95	15.61	15.20	18.42	15.86	15.15	18.53	15.78	15.26	18.54	15.80	15.38	18.61	15.75	15.46	18.62	0
		1	187	15.49	15.18	18.35	15.86	15.04	18.48	15.73	15.31	18.54	15.83	15.37	18.62	15.77	15.40	18.60	0
		90	0	14.50	14.16	17.34	14.78	14.09	17.46	14.67	14.26	17.48	14.79	14.37	17.60	14.72	14.38	17.56	1
		90	50	15.41	15.08	18.26	15.69	15.04	18.39	15.58	15.20	18.40	15.79	15.33	18.58	15.65	15.29	18.48	0
		90	99	14.46	14.03	17.26	14.75	14.03	17.42	14.56	14.12	17.36	14.71	14.25	17.50	14.59	14.26	17.44	1
		180	0	14.39	14.06	17.24	14.73	14.00	17.39	14.65	14.18	17.43	14.72	14.35	17.55	14.63	14.34	17.50	1
BW	MCS Index	Channel		648668			652334			656000			659666			663332			3GPP MPR
		Frequence (MHz)		3730.02			3785.01			3840			3894.99			3949.98			
60M	DFT-s QPSK	1	1	15.63	15.37	18.51	15.90	15.25	18.60	15.90	15.48	18.71	16.01	15.52	18.78	15.88	15.60	18.75	0
		1	81	15.52	15.18	18.36	15.78	15.09	18.46	15.71	15.29	18.52	15.83	15.37	18.62	15.75	15.43	18.60	0
		1	160	15.48	15.17	18.34	15.81	15.02	18.44	15.76	15.24	18.52	15.85	15.38	18.63	15.74	15.41	18.59	0
		81	0	14.48	14.08	17.29	14.71	14.06	17.41	14.70	14.20	17.47	14.80	14.36	17.60	14.69	14.38	17.55	1
		81	41	15.37	15.11	18.25	15.77	15.00	18.41	15.65	15.17	18.43	15.73	15.31	18.54	15.67	15.30	18.50	0
		81	81	14.37	14.05	17.22	14.77	14.00	17.41	14.59	14.12	17.37	14.76	14.29	17.54	14.68	14.32	17.51	1
		162	0	14.46	14.11	17.30	14.78	14.01	17.42	14.60	14.22	17.42	14.73	14.30	17.53	14.62	14.28	17.46	1
BW	MCS Index	Channel		648334			652166			656000			659834			663666			3GPP MPR
		Frequence (MHz)		3725.01			3782.49			3840			3897.51			3954.99			
50M	DFT-s QPSK	1	1	15.64	15.41	18.54	15.95	15.27	18.63	15.92	15.47	18.71	16.01	15.58	18.81	15.91	15.55	18.74	0
		1	67	15.61	15.18	18.41	15.88	15.13	18.53	15.78	15.32	18.57	15.84	15.36	18.62	15.80	15.47	18.65	0
		1	131	15.56	15.15	18.37	15.77	15.05	18.44	15.71	15.25	18.50	15.78	15.36	18.59	15.74	15.43	18.60	0
		64	0	14.45	14.15	17.31	14.77	14.09	17.45	14.64	14.27	17.47	14.83	14.28	17.57	14.67	14.37	17.53	1
		64	35	15.44	15.13	18.30	15.78	15.05	18.44	15.56	15.26	18.42	15.76	15.26	18.53	15.70	15.35	18.54	0
		64	69	14.43	14.08	17.27	14.69	13.97	17.36	14.57	14.12	17.36	14.75	14.31	17.55	14.62	14.31	17.48	1
		128	0	14.42	14.13	17.29	14.71	14.06	17.41	14.66	14.22	17.46	14.76	14.35	17.57	14.63	14.31	17.48	1

	NR Conducted Power (MIMO)																		
	NR Band 77 For 3700~3980MHz Ant 1 + Ant 3																		
BW	MCS Index	Channel		648000			652000			656000			660000			664000			3GPP MPR
		Frequence (MHz)		3720			3780			3840			3900			3960			
40M	DFT-s QPSK	1	1	15.66	15.43	18.56	15.90	15.28	18.61	15.88	15.49	18.70	15.99	15.56	18.79	15.92	15.56	18.75	0
		1	53	15.58	15.25	18.43	15.85	15.13	18.52	15.78	15.32	18.57	15.89	15.34	18.63	15.79	15.43	18.62	0
		1	104	15.56	15.18	18.38	15.77	15.06	18.44	15.72	15.28	18.52	15.75	15.37	18.57	15.71	15.44	18.59	0
		50	0	14.41	14.08	17.26	14.74	14.07	17.43	14.69	14.27	17.50	14.74	14.27	17.52	14.67	14.35	17.52	1
		50	28	15.47	15.05	18.28	15.75	15.06	18.43	15.59	15.17	18.40	15.82	15.25	18.55	15.70	15.37	18.55	0
		50	56	14.43	14.03	17.24	14.70	13.96	17.36	14.59	14.20	17.41	14.74	14.27	17.52	14.67	14.35	17.52	1
		100	0	14.42	14.14	17.29	14.71	14.04	17.40	14.62	14.17	17.41	14.78	14.31	17.56	14.62	14.33	17.49	1
BW	MCS Index	Channel		647668			651834			656000			660166			664332			3GPP MPR
		Frequence (MHz)		3715.02			3777.51			3840			3902.49			3964.98			
30M	DFT-s QPSK	1	1	15.65	15.37	18.52	15.94	15.28	18.63	15.83	15.41	18.64	16.05	15.54	18.81	15.89	15.59	18.75	0
		1	39	15.54	15.20	18.38	15.80	15.13	18.49	15.70	15.30	18.51	15.80	15.35	18.59	15.80	15.42	18.62	0
		1	76	15.57	15.14	18.37	15.76	15.02	18.42	15.70	15.30	18.51	15.75	15.36	18.57	15.80	15.44	18.63	0
		36	0	14.41	14.11	17.27	14.74	14.05	17.42	14.62	14.26	17.45	14.75	14.31	17.55	14.64	14.36	17.51	1
		36	21	15.37	15.04	18.22	15.78	15.00	18.42	15.60	15.24	18.43	15.78	15.35	18.58	15.63	15.29	18.47	0
		36	42	14.44	14.03	17.25	14.67	13.99	17.35	14.64	14.17	17.42	14.78	14.31	17.56	14.66	14.30	17.49	1
		75	0	14.42	14.08	17.26	14.78	14.02	17.43	14.59	14.23	17.42	14.80	14.33	17.58	14.68	14.32	17.51	1

	NR Conducted Power (MIMO)																		
	NR Band 77 For 3700~3980MHz Ant 1 + Ant 3																		
BW	MCS Index	Channel		647334			651666			656000			660266			664666			3GPP MPR
		Frequence (MHz)		3710.01			3774.99			3840			3903.99			3969.99			
20M	DFT-s QPSK	1	1	15.66	15.34	18.51	15.99	15.20	18.62	15.90	15.40	18.67	16.02	15.55	18.80	15.94	15.54	18.75	0
		1	26	15.52	15.22	18.38	15.84	15.11	18.50	15.71	15.30	18.52	15.79	15.40	18.61	15.80	15.48	18.65	0
		1	49	15.52	15.23	18.39	15.86	15.04	18.48	15.73	15.28	18.52	15.76	15.43	18.61	15.71	15.45	18.59	0
		25	0	14.42	14.13	17.29	14.81	14.05	17.46	14.69	14.22	17.47	14.74	14.27	17.52	14.65	14.36	17.52	1
		25	13	15.42	15.09	18.27	15.78	15.07	18.45	15.58	15.20	18.40	15.82	15.28	18.57	15.62	15.30	18.47	0
		25	26	14.37	14.06	17.23	14.70	14.03	17.39	14.54	14.16	17.36	14.79	14.29	17.56	14.68	14.35	17.53	1
		50	0	14.47	14.16	17.33	14.77	14.03	17.43	14.63	14.24	17.45	14.76	14.31	17.55	14.69	14.28	17.50	1
BW	MCS Index	Channel		647168			651584			656000			660416			664832			3GPP MPR
		Frequence (MHz)		3707.52			3773.76			3840			3906.24			3972.48			
15M	DFT-s QPSK	1	1	15.63	15.40	18.53	15.99	15.28	18.66	15.86	15.45	18.67	16.05	15.50	18.79	15.89	15.55	18.73	0
		1	19	15.57	15.26	18.43	15.83	15.15	18.51	15.78	15.33	18.57	15.81	15.34	18.59	15.78	15.42	18.61	0
		1	36	15.55	15.18	18.38	15.77	15.04	18.43	15.78	15.30	18.56	15.76	15.38	18.58	15.80	15.36	18.60	0
		18	0	14.50	14.11	17.32	14.80	14.06	17.46	14.63	14.24	17.45	14.81	14.31	17.58	14.71	14.29	17.52	1
		18	10	15.38	15.10	18.25	15.78	14.99	18.41	15.62	15.20	18.43	15.76	15.34	18.57	15.65	15.27	18.47	0
		18	20	14.38	14.07	17.24	14.72	14.00	17.39	14.55	14.12	17.35	14.76	14.30	17.55	14.66	14.31	17.50	1
		36	0	14.45	14.12	17.30	14.71	14.02	17.39	14.58	14.15	17.38	14.80	14.34	17.59	14.71	14.34	17.54	1
BW	MCS Index	Channel		647000			651500			656000			660500			665000			3GPP MPR
		Frequence (MHz)		3705			3772.5			3840			3907.5			3975			
10M	DFT-s QPSK	1	1	15.64	15.34	18.50	15.92	15.28	18.62	15.92	15.49	18.72	16.00	15.58	18.81	15.87	15.63	18.76	0
		1	0	14.54	14.29	17.43	14.88	14.15	17.54	14.77	14.34	17.57	14.90	14.38	17.66	14.78	14.44	17.62	1
		1	11	15.61	15.18	18.41	15.78	15.11	18.47	15.72	15.29	18.52	15.80	15.40	18.61	15.79	15.44	18.63	0
		1	22	15.48	15.15	18.33	15.78	15.03	18.43	15.69	15.31	18.51	15.76	15.33	18.56	15.76	15.40	18.59	0
		1	23	15.47	15.13	18.31	15.82	15.10	18.49	15.73	15.29	18.53	15.77	15.31	18.56	15.68	15.34	18.52	0
		12	0	14.45	14.15	17.31	14.72	14.03	17.40	14.65	14.19	17.44	14.77	14.32	17.56	14.64	14.32	17.49	1
		12	6	15.45	15.04	18.26	15.70	15.03	18.39	15.66	15.24	18.47	15.79	15.33	18.58	15.70	15.34	18.53	0
		12	12	14.42	14.09	17.27	14.70	13.97	17.36	14.55	14.14	17.36	14.69	14.33	17.52	14.62	14.30	17.47	1
		24	0	14.44	14.10	17.28	14.69	13.96	17.35	14.61	14.24	17.44	14.72	14.28	17.52	14.62	14.27	17.46	1

NR Conducted Power (MIMO)

NR Band 78 For 3450~3550MHz Ant 1 + Ant 3

BW	MCS Index	RB Size	RB Offset	Low			Mid-1			High			3GPP MPR (dB)
		Channel					633332						
		Frequence (MHz)					3499.98						
		TX Chain		MIMO Ant 0 Avg. Power	MIMO Ant 1 Avg. Power	MIMO Ant 0+1 Avg. Power	MIMO Ant 0 Avg. Power	MIMO Ant 1 Avg. Power	MIMO Ant 0+1 Avg. Power	MIMO Ant 0 Avg. Power	MIMO Ant 1 Avg. Power	MIMO Ant 0+1 Avg. Power	
100M	DFT-s QPSK	1	1			-	15.42	16.12	18.79			-	0
		1	137			-	15.26	15.97	18.64			-	0
		1	271			-	15.25	15.93	18.61			-	0
		135	0			-	14.21	14.91	17.58			-	1
		135	69			-	15.20	15.89	18.57			-	0
		135	138			-	14.17	14.88	17.55			-	1
		270	0			-	14.19	14.91	17.58			-	1
BW	MCS Index	Channel		633000			633332			633666			3GPP MPR
		Frequence (MHz)		3495			3499.98			3504.99			
90M	DFT-s QPSK	1	1	15.31	15.93	18.64	15.27	15.97	18.64	15.29	15.95	18.64	0
		1	123	15.19	15.87	18.55	15.07	15.77	18.44	15.08	15.83	18.48	0
		1	243	15.17	15.82	18.52	15.15	15.78	18.49	15.06	15.76	18.43	0
		120	0	14.20	14.81	17.53	14.09	14.78	17.46	14.11	14.81	17.48	1
		120	63	15.20	15.73	18.48	15.08	15.74	18.43	15.03	15.74	18.41	0
		120	125	14.10	14.76	17.45	14.02	14.72	17.39	14.00	14.68	17.36	1
		243	0	14.12	14.81	17.49	14.03	14.78	17.43	14.09	14.72	17.43	1
BW	MCS Index	Channel		632668			633332			634000			3GPP MPR
		Frequence (MHz)		3490.02			3499.98			3510			
80M	DFT-s QPSK	1	1	15.27	15.98	18.65	15.24	16.02	18.66	15.29	15.98	18.66	0
		1	109	15.08	15.81	18.47	15.09	15.77	18.45	15.07	15.87	18.50	0
		1	215	15.05	15.76	18.43	15.12	15.75	18.46	15.14	15.77	18.48	0
		108	0	14.05	14.79	17.45	14.03	14.75	17.42	14.01	14.78	17.42	1
		108	55	15.05	15.79	18.45	15.02	15.78	18.43	15.05	15.70	18.40	0
		108	109	14.02	14.72	17.39	14.02	14.77	17.42	14.07	14.69	17.40	1
		216	0	14.02	14.81	17.44	14.00	14.75	17.40	14.03	14.81	17.45	1

	NR Conducted Power (MIMO)												
	NR Band 78 For 3450~3550MHz Ant 1 + Ant 3												
BW	MCS Index	Channel		632334			633332			634332			3GPP MPR
		Frequence (MHz)		3485.01			3499.98			3514.98			
70M	DFT-s QPSK	1	1	15.22	15.93	18.60	15.24	15.99	18.64	15.31	15.93	18.64	0
		1	95	15.15	15.77	18.48	15.11	15.84	18.50	15.12	15.77	18.47	0
		1	187	15.15	15.73	18.46	15.14	15.79	18.49	15.07	15.80	18.46	0
		90	0	14.07	14.74	17.43	14.06	14.72	17.41	14.05	14.76	17.43	1
		90	50	15.06	15.69	18.40	15.03	15.76	18.42	15.01	15.75	18.41	0
		90	99	14.02	14.75	17.41	14.05	14.70	17.40	13.97	14.68	17.35	1
		180	0	14.01	14.72	17.39	14.06	14.76	17.43	14.01	14.76	17.41	1
BW	MCS Index	Channel		632000			633332			634666			3GPP MPR
		Frequence (MHz)		3480			3499.98			3519.99			
60M	DFT-s QPSK	1	1	15.30	15.92	18.63	15.25	15.97	18.64	15.29	15.96	18.65	0
		1	81	15.10	15.85	18.50	15.09	15.81	18.48	15.07	15.85	18.49	0
		1	160	15.15	15.74	18.47	15.09	15.75	18.44	15.15	15.78	18.49	0
		81	0	14.04	14.75	17.42	14.11	14.77	17.46	14.06	14.80	17.46	1
		81	41	15.04	15.74	18.41	15.06	15.77	18.44	15.05	15.70	18.40	0
		81	81	14.04	14.71	17.40	13.97	14.71	17.37	13.97	14.77	17.40	1
		162	0	14.00	14.61	17.33	14.01	14.74	17.40	14.08	14.73	17.43	1
BW	MCS Index	Channel		631668			633332			635000			3GPP MPR
		Frequence (MHz)		3475.02			3499.98			3525			
50M	DFT-s QPSK	1	1	15.25	16.01	18.66	15.23	15.97	18.63	15.31	15.95	18.65	0
		1	67	15.15	15.87	18.54	15.08	15.85	18.49	15.12	15.87	18.52	0
		1	131	15.07	15.76	18.44	15.12	15.82	18.49	15.15	15.73	18.46	0
		64	0	14.09	14.78	17.46	14.02	14.81	17.44	14.06	14.75	17.43	1
		64	35	15.06	15.69	18.40	15.00	15.76	18.41	15.03	15.75	18.42	0
		64	69	14.04	14.74	17.41	13.98	14.69	17.36	14.03	14.73	17.40	1
		128	0	14.03	14.81	17.45	14.05	14.74	17.42	14.01	14.76	17.41	1

	NR Conducted Power (MIMO)												
	NR Band 78 For 3450~3550MHz Ant 1 + Ant 3												
BW	MCS Index	Channel		631334			633332			635332			3GPP MPR
		Frequence (MHz)		3470.01			3499.98			3529.98			
40M	DFT-s QPSK	1	1	15.30	15.99	18.67	15.29	15.94	18.64	15.27	16.02	18.67	0
		1	53	15.11	15.83	18.50	15.13	15.82	18.50	15.14	15.82	18.50	0
		1	104	15.13	15.78	18.48	15.12	15.74	18.45	15.14	15.79	18.49	0
		50	0	14.01	14.80	17.43	14.07	14.77	17.44	14.03	14.78	17.43	1
		50	28	15.07	15.75	18.43	15.08	15.70	18.41	15.03	15.69	18.38	0
		50	56	14.05	14.69	17.39	14.06	14.68	17.39	13.98	14.72	17.38	1
		100	0	14.09	14.73	17.43	14.08	14.76	17.44	14.00	14.78	17.42	1
BW	MCS Index	Channel		631000			633332			635666			3GPP MPR
		Frequence (MHz)		3465			3499.98			3534.99			
30M	DFT-s QPSK	1	1	15.32	15.92	18.64	15.31	15.96	18.66	15.32	16.01	18.69	0
		1	39	15.12	15.80	18.48	15.13	15.82	18.50	15.11	15.86	18.51	0
		1	76	15.11	15.73	18.44	15.07	15.73	18.42	15.09	15.76	18.45	0
		36	0	14.01	14.74	17.40	14.07	14.75	17.43	14.07	14.77	17.44	1
		36	21	15.04	15.74	18.41	15.08	15.73	18.43	15.02	15.78	18.43	0
		36	42	13.99	14.76	17.40	14.02	14.77	17.42	14.03	14.76	17.42	1
		75	0	14.05	14.76	17.43	14.05	14.81	17.46	14.00	14.78	17.42	1

	NR Conducted Power (MIMO)												
	NR Band 78 For 3450~3550MHz Ant 1 + Ant 3												
BW	MCS Index	Channel		630668			633332			636000			3GPP MPR
		Frequence (MHz)		3460.02			3499.98			3540			
20M	DFT-s QPSK	1	1	15.27	15.92	18.62	15.22	15.98	18.63	15.23	15.99	18.64	0
		1	26	15.13	15.80	18.49	15.14	15.84	18.51	15.14	15.79	18.49	0
		1	49	15.07	15.74	18.43	15.06	15.75	18.43	15.08	15.80	18.47	0
		25	0	14.01	14.80	17.43	14.07	14.72	17.42	14.02	14.73	17.40	1
		25	13	15.01	15.69	18.37	15.10	15.78	18.46	15.00	15.78	18.42	0
		25	26	14.00	14.71	17.38	13.98	14.68	17.35	14.03	14.74	17.41	1
		50	0	14.02	14.72	17.39	14.09	14.71	17.42	14.04	14.73	17.41	1
BW	MCS Index	Channel		630500			633332			636166			3GPP MPR
		Frequence (MHz)		3457.5			3499.98			3542.49			
15M	DFT-s QPSK	1	1	15.32	15.93	18.65	15.25	15.97	18.64	15.24	15.96	18.63	0
		1	19	15.08	15.81	18.47	15.11	15.84	18.50	15.08	15.78	18.45	0
		1	36	15.15	15.79	18.49	15.05	15.76	18.43	15.11	15.80	18.48	0
		18	0	14.08	14.71	17.42	14.11	14.74	17.45	14.08	14.73	17.43	1
		18	10	15.10	15.79	18.47	15.05	15.76	18.43	15.02	15.74	18.41	0
		18	20	13.99	14.76	17.40	13.98	14.71	17.37	13.99	14.74	17.39	1
		36	0	14.06	14.80	17.46	14.01	14.71	17.38	13.99	14.72	17.38	1
BW	MCS Index	Channel		630334			633332			636332			3GPP MPR
		Frequence (MHz)		3455.01			3499.98			3544.98			
10M	DFT-s QPSK	1	1	15.23	16.01	18.65	15.23	15.94	18.61	15.24	16.01	18.65	0
		1	0	14.12	14.81	17.49	14.09	14.88	17.51	14.07	14.81	17.47	1
		1	11	15.06	15.78	18.45	15.08	15.82	18.48	15.16	15.86	18.53	0
		1	22	15.14	15.76	18.47	15.06	15.80	18.46	15.06	15.74	18.42	0
		1	23	15.08	15.75	18.44	15.06	15.73	18.42	15.09	15.80	18.47	0
		12	0	14.02	14.74	17.41	14.10	14.71	17.43	14.05	14.80	17.45	1
		12	6	15.09	15.76	18.45	15.06	15.76	18.43	15.00	15.79	18.42	0
		12	12	13.97	14.78	17.40	14.06	14.71	17.41	14.02	14.73	17.40	1
		24	0	14.08	14.77	17.45	14.01	14.75	17.41	14.00	14.71	17.38	1

NR Conducted Power (MIMO)

NR Band 78 For 3700~3800MHz Ant 1 + Ant 3

BW	MCS Index	RB Size	RB Offset	Low			Mid			High			3GPP MPR (dB)
		Channel					650000						
		Frequence (MHz)					3750						
		TX Chain		MIMO Ant 0 Avg. Power	MIMO Ant 1 Avg. Power	MIMO Ant 0+1 Avg. Power	MIMO Ant 0 Avg. Power	MIMO Ant 1 Avg. Power	MIMO Ant 0+1 Avg. Power	MIMO Ant 0 Avg. Power	MIMO Ant 1 Avg. Power	MIMO Ant 0+1 Avg. Power	
100M	DFT-s QPSK	1	1			-	15.94	15.83	18.90			-	0
		1	137			-	15.70	15.57	18.65			-	0
		1	271			-	15.67	15.56	18.63			-	0
		135	0			-	14.63	14.48	17.57			-	1
		135	69			-	15.62	15.45	18.55			-	0
		135	138			-	14.58	14.44	17.52			-	1
		270	0			-	14.61	14.46	17.55			-	1
BW	MCS Index	Channel		649668			650000			650332			3GPP MPR
		Frequence (MHz)		3745.02			3750			3754.98			
90M	DFT-s QPSK	1	1	15.95	15.78	18.88	15.93	15.80	18.88	15.85	15.74	18.81	0
		1	123	15.73	15.57	18.66	15.74	15.63	18.70	15.70	15.60	18.66	0
		1	243	15.75	15.58	18.68	15.71	15.66	18.70	15.69	15.57	18.64	0
		120	0	14.73	14.53	17.64	14.68	14.48	17.59	14.67	14.49	17.59	1
		120	63	15.67	15.46	18.58	15.71	15.53	18.63	15.67	15.45	18.57	0
		120	125	14.68	14.45	17.58	14.65	14.44	17.56	14.58	14.54	17.57	1
		243	0	14.66	14.50	17.59	14.69	14.47	17.59	14.69	14.54	17.63	1
BW	MCS Index	Channel		649334			650000			650666			3GPP MPR
		Frequence (MHz)		3740.01			3750			3759.99			
80M	DFT-s QPSK	1	1	15.95	15.78	18.88	15.90	15.76	18.84	15.90	15.71	18.82	0
		1	109	15.79	15.59	18.70	15.79	15.67	18.74	15.71	15.61	18.67	0
		1	215	15.68	15.64	18.67	15.68	15.58	18.64	15.67	15.65	18.67	0
		108	0	14.64	14.56	17.61	14.63	14.51	17.58	14.65	14.52	17.60	1
		108	55	15.67	15.48	18.59	15.66	15.53	18.61	15.71	15.55	18.64	0
		108	109	14.61	14.46	17.55	14.67	14.44	17.57	14.60	14.44	17.53	1
		216	0	14.68	14.55	17.63	14.64	14.51	17.59	14.67	14.47	17.58	1

	NR Conducted Power (MIMO)												
	NR Band 78 For 3700~3800MHz Ant 1 + Ant 3												
BW	MCS Index	Channel		649000			650000			651000			3GPP MPR
		Frequence (MHz)		3735			3750			3765			
70M	DFT-s QPSK	1	1	15.89	15.74	18.83	15.95	15.77	18.87	15.87	15.80	18.85	0
		1	95	15.70	15.59	18.66	15.72	15.61	18.68	15.76	15.59	18.69	0
		1	187	15.74	15.62	18.69	15.74	15.66	18.71	15.75	15.62	18.70	0
		90	0	14.69	14.50	17.61	14.63	14.56	17.61	14.68	14.55	17.63	1
		90	50	15.68	15.47	18.59	15.68	15.45	18.58	15.62	15.45	18.55	0
		90	99	14.61	14.50	17.57	14.64	14.48	17.57	14.66	14.44	17.56	1
		180	0	14.63	14.56	17.61	14.62	14.56	17.60	14.65	14.47	17.57	1
BW	MCS Index	Channel		648668			650000			651332			3GPP MPR
		Frequence (MHz)		3730.02			3750			3769.98			
60M	DFT-s QPSK	1	1	15.90	15.73	18.83	15.64	15.71	18.69	15.90	15.78	18.85	0
		1	81	15.74	15.58	18.67	15.77	15.58	18.69	15.74	15.64	18.70	0
		1	160	15.68	15.56	18.63	15.75	15.58	18.68	15.67	15.57	18.63	0
		81	0	14.63	14.57	17.61	14.73	14.54	17.65	14.73	14.50	17.63	1
		81	41	15.71	15.47	18.60	15.70	15.50	18.61	15.68	15.46	18.58	0
		81	81	14.64	14.52	17.59	14.68	14.49	17.60	14.61	14.51	17.57	1
		162	0	14.67	14.55	17.62	14.70	14.47	17.60	14.67	14.48	17.59	1
BW	MCS Index	Channel		648334			650000			651666			3GPP MPR
		Frequence (MHz)		3725.01			3750			3774.99			
50M	DFT-s QPSK	1	1	15.91	15.74	18.84	15.94	15.78	18.87	15.93	15.73	18.84	0
		1	67	15.79	15.60	18.71	15.78	15.60	18.70	15.72	15.61	18.68	0
		1	131	15.67	15.65	18.67	15.68	15.59	18.65	15.68	15.66	18.68	0
		64	0	14.71	14.53	17.63	14.72	14.52	17.63	14.71	14.55	17.64	1
		64	35	15.63	15.48	18.57	15.63	15.53	18.59	15.65	15.52	18.60	0
		64	69	14.59	14.48	17.55	14.62	14.49	17.57	14.61	14.53	17.58	1
		128	0	14.68	14.52	17.61	14.70	14.55	17.64	14.65	14.48	17.58	1

	NR Conducted Power (MIMO)												
	NR Band 78 For 3700~3800MHz Ant 1 + Ant 3												
BW	MCS Index	Channel		648000			650000			652000			3GPP MPR
		Frequence (MHz)		3720			3750			3780			
40M	DFT-s QPSK	1	1	15.89	15.81	18.86	15.94	15.80	18.88	15.88	15.77	18.84	0
		1	53	15.70	15.57	18.65	15.70	15.58	18.65	15.74	15.61	18.69	0
		1	104	15.72	15.65	18.70	15.68	15.61	18.66	15.77	15.63	18.71	0
		50	0	14.73	14.55	17.65	14.66	14.55	17.62	14.68	14.52	17.61	1
		50	28	15.66	15.51	18.60	15.67	15.48	18.59	15.69	15.51	18.61	0
		50	56	14.64	14.54	17.60	14.68	14.52	17.61	14.61	14.52	17.58	1
		100	0	14.67	14.49	17.59	14.69	14.46	17.59	14.67	14.47	17.58	1
BW	MCS Index	Channel		647668			650000			652332			3GPP MPR
		Frequence (MHz)		3715.02			3750			3784.98			
30M	DFT-s QPSK	1	1	15.88	15.78	18.84	15.92	15.71	18.83	15.88	15.79	18.85	0
		1	39	15.73	15.65	18.70	15.77	15.66	18.73	15.70	15.60	18.66	0
		1	76	15.73	15.61	18.68	15.71	15.56	18.65	15.67	15.63	18.66	0
		36	0	14.73	14.58	17.67	14.63	14.58	17.62	14.68	14.52	17.61	1
		36	21	15.65	15.46	18.57	15.64	15.50	18.58	15.70	15.48	18.60	0
		36	42	14.66	14.53	17.61	14.66	14.52	17.60	14.58	14.49	17.55	1
		75	0	14.64	14.54	17.60	14.70	14.50	17.61	14.71	14.50	17.62	1

	NR Conducted Power (MIMO)												
	NR Band 78 For 3700~3800MHz Ant 1 + Ant 3												
BW	MCS Index	Channel		647334			650000			652666			3GPP MPR
		Frequence (MHz)		3710.01			3750			3789.99			
20M	DFT-s QPSK	1	1	15.88	15.78	18.84	15.89	15.73	18.82	15.86	15.73	18.81	0
		1	26	15.71	15.61	18.67	15.76	15.62	18.70	15.78	15.58	18.69	0
		1	49	15.74	15.64	18.70	15.69	15.60	18.66	15.67	15.57	18.63	0
		25	0	14.63	14.50	17.58	14.69	14.51	17.61	14.64	14.52	17.59	1
		25	13	15.64	15.45	18.56	15.71	15.53	18.63	15.68	15.51	18.61	0
		25	26	14.59	14.54	17.58	14.58	14.54	17.57	14.58	14.46	17.53	1
		50	0	14.68	14.48	17.59	14.65	14.51	17.59	14.61	14.49	17.56	1
BW	MCS Index	Channel		647168			650000			652832			3GPP MPR
		Frequence (MHz)		3707.52			3750			3792.48			
15M	DFT-s QPSK	1	1	15.91	15.77	18.85	15.89	15.75	18.83	15.92	15.73	18.84	0
		1	19	15.75	15.63	18.70	15.70	15.59	18.66	15.72	15.57	18.66	0
		1	36	15.70	15.61	18.67	15.74	15.56	18.66	15.74	15.61	18.69	0
		18	0	14.70	14.58	17.65	14.73	14.53	17.64	14.71	14.53	17.63	1
		18	10	15.63	15.47	18.56	15.66	15.47	18.58	15.65	15.54	18.61	0
		18	20	14.68	14.47	17.59	14.59	14.51	17.56	14.68	14.49	17.60	1
		36	0	14.69	14.46	17.59	14.71	14.48	17.61	14.62	14.53	17.59	1
BW	MCS Index	Channel		647000			650000			653000			3GPP MPR
		Frequence (MHz)		3705			3750			3795			
10M	DFT-s QPSK	1	1	15.90	15.74	18.83	15.91	15.71	18.82	15.85	15.74	18.81	0
		1	0	14.75	14.70	17.74	14.75	14.66	17.72	14.77	14.69	17.74	1
		1	11	15.76	15.58	18.68	15.73	15.59	18.67	15.73	15.58	18.67	0
		1	22	15.67	15.63	18.66	15.70	15.57	18.65	15.74	15.65	18.71	0
		1	23	15.72	15.55	18.65	15.71	15.60	18.67	15.71	15.53	18.63	0
		12	0	14.68	14.53	17.62	14.64	14.51	17.59	14.63	14.52	17.59	1
		12	6	15.72	15.47	18.61	15.62	15.48	18.56	15.69	15.50	18.61	0
		12	12	14.60	14.48	17.55	14.59	14.50	17.56	14.61	14.47	17.55	1
		24	0	14.61	14.54	17.59	14.69	14.54	17.63	14.66	14.46	17.57	1

Uplink Carrier Aggregation Scenarios Conducted Power

Confugure	Combination	PCC							SCC							Measurement Power				
		Band	BW (MHz)	Modulation	RB Size	RB Offset	UL Channel	UL Frequency (MHz)	Band	BW (MHz)	Modulation	RB Size	RB Offset	UL Channel	UL Frequency (MHz)	Maximum Tune-up Power	MPR Level (dB)	Tx Power with UL-CA Active (dBm)		
																		PCC	SCC	Total
Intra Band Contiguous	2C	2	20	QPSK20M	1	0	18700	1860	2	20	QPSK20M	1	99	18898	1879.8	19.5	0-8.5	9.2	9.44	12.33
					1	99						1	0			19.5	0	15.28	15.36	18.33
		2	20	QPSK20M	1	0	18801	1870.1	2	20	QPSK20M	1	99	18999	1889.9	19.5	0-8.5	9.2	9.06	12.14
					1	99						1	0			19.5	0	15.34	15.25	18.31
		2	20	QPSK20M	1	0	18902	1880.2	2	20	QPSK20M	1	99	19100	1900	19.5	0-8.5	9.08	9.11	12.11
					1	99						1	0			19.5	0	15.44	15.15	18.31
	5B	5	10	QPSK10M	1	0	20450	829	5	10	QPSK10M	1	49	20549	838.9	23.0	0-8.5	13.29	13.17	16.24
					1	49						1	0			23.0	0	19.11	19.17	22.15
		5	10	QPSK10M	1	0	20476	831.6	5	10	QPSK10M	1	49	20575	841.5	23.0	0-8.5	13.06	13.17	16.13
					1	49						1	0			23.0	0	18.96	18.92	21.95
		5	10	QPSK10M	1	0	20501	834.1	5	10	QPSK10M	1	49	20600	844	23.0	0-8.5	13.05	13.06	16.07
					1	49						1	0			23.0	0	18.92	18.88	21.91
	7C	7	20	QPSK20M	1	0	20850	2510	7	20	QPSK20M	1	99	21048	2529.8	17.5	0-8.5	7.66	7.72	10.70
					1	99						1	0			17.5	0	13.36	13.32	16.35
		7	20	QPSK20M	1	0	21001	2525.1	7	20	QPSK20M	1	99	21199	2544.9	17.5	0-8.5	7.93	8.01	10.98
					1	99						1	0			17.5	0	13.14	13.19	16.18
		7	20	QPSK20M	1	0	21152	2540.2	7	20	QPSK20M	1	99	21350	2560	17.5	0-8.5	7.99	7.89	10.95
					1	99						1	0			17.5	0	13.34	13.37	16.37
	38C	38	20	QPSK20M	1	0	37850	2580	38	20	QPSK20M	1	99	38048	2599.8	19.5	0-8.5	8.39	8.52	11.47
					1	99						1	0			19.5	0	15.97	15.90	18.95
		38	20	QPSK20M	1	0	37901	2585.1	38	20	QPSK20M	1	99	38099	2604.9	19.5	0-8.5	8.3	8.41	11.37
					1	99						1	0			19.5	0	15.93	15.93	18.94
		38	20	QPSK20M	1	0	37952	2590.2	38	20	QPSK20M	1	99	38150	2610	19.5	0-8.5	8.19	8.30	11.26
					1	99						1	0			19.5	0	15.87	15.92	18.91
	41C	41	20	QPSK20M	1	0	39750_FCC	2506	41	20	QPSK20M	1	99	39948_FCC	2525.8	17.5	0-8.5	7.81	7.79	10.81
					1	99						1	0			17.5	0	13.2	13.24	16.23
		41	20	QPSK20M	1	0	39790_IC	2510	41	20	QPSK20M	1	99	39988_IC	2529.8	17.5	0-8.5	7.77	7.79	10.79
					1	99						1	0			17.5	0	13.19	13.15	16.18
		41	20	QPSK20M	1	0	40529	2583.9	41	20	QPSK20M	1	99	40712	2602.2	17.5	0-8.5	7.83	8.02	10.94
					1	99						1	0			17.5	0	12.41	12.21	15.32
		41	20	QPSK20M	1	0	41292	2660.2	41	20	QPSK20M	1	99	41490	2680	17.5	0-8.5	7.98	7.86	10.93
					1	99						1	0			17.5	0	13.36	13.24	16.31
	42C	42	20	QPSK20M	1	0	42190	3460	42	20	QPSK20M	1	99	42388	3479.8	11.0	0-8.5	2.02	2.14	5.09
					1	99						1	0			11.0	0	7.78	7.72	10.76
		42	20	QPSK20M	1	0	42491	3490.1	42	20	QPSK20M	1	99	42689	3509.9	11.0	0-8.5	2.04	1.86	4.96
					1	99						1	0			11.0	0	7.93	7.86	10.91
		42	20	QPSK20M	1	0	43292	3570.2	42	20	QPSK20M	1	99	43490	3590	11.0	0-8.5	2.2	2.12	5.17
					1	99						1	0			11.0	0	7.92	7.93	10.94
	43C	43	20	QPSK20M	1	0	43690	3610	43	20	QPSK20M	1	99	43888	3629.8	11.0	0-8.5	2.43	2.58	5.52
					1	99						1	0			11.0	0	7.67	7.73	10.71
		43	20	QPSK20M	1	0	44090	3650	43	20	QPSK20M	1	99	44288	3669.8	11.0	0-8.5	2.71	2.81	5.77
					1	99						1	0			11.0	0	7.79	7.75	10.78
		43	20	QPSK20M	1	0	44292	3670.2	43	20	QPSK20M	1	99	44490	3690	11.0	0-8.5	2.69	2.77	5.74
					1	99						1	0			11.0	0	7.86	7.88	10.88
	48C	48	20	QPSK20M	1	0	55340	3560	48	20	QPSK20M	1	99	55538	3579.8	11.0	0-8.5	2.03	2.15	5.10
					1	99						1	0			11.0	0	7.55	7.68	10.63
		48	20	QPSK20M	1	0	55891	3615.1	48	20	QPSK20M	1	99	56089	3634.9	11.0	0-8.5	2.06	2.27	5.18
					1	99						1	0			11.0	0	7.78	7.73	10.77
		48	20	QPSK20M	1	0	56442	3670.2	48	20	QPSK20M	1	99	56640	3690	11.0	0-8.5	2	2.13	5.08
					1	99						1	0			11.0	0	7.47	7.46	10.48
	66B	66	10	QPSK10M	1	0	132022	1715	66	10	QPSK20M	1	49	132121	1724.9	18.0	0-8.5	7.3	7.28	10.30
					1	49						1	0			18.0	0	13.93	14.14	17.05
		66	10	QPSK10M	1	0	132373	1750.1	66	10	QPSK20M	1	49	132472	1760	18.0	0-8.5	7.21	7.16	10.20
					1	49						1	0			18.0	0	14.24	14.22	17.24
		66	10	QPSK10M	1	0	132523	1765.1	66	10	QPSK20M	1	49	132622	1775	18.0	0-8.5	6.98	7.13	10.07
					1	49						1	0			18.0	0	14.13	14.11	17.13
	66C	66	20	QPSK20M	1	0	132072	1720	66	20	QPSK20M	1	99	132270	1739.8	18.0	0-8.5	7.53	7.58	10.57
					1	99						1	0			18.0	0	14.25	14.16	17.22
		66	20	QPSK20M	1	0	132323	1745.1	66	20	QPSK20M	1	99	132521	1764.9	18.0	0-8.5	7.41	7.57	10.50
					1	99						1	0			18.0	0	14.44	14.26	17.36
		66	20	QPSK20M	1	0	132374	1750.2	66	20	QPSK20M	1	99	132572	1770	18.0	0-8.5	7.31	7.25	10.29
					1	99						1	0			18.0	0	14.3	14.28	17.30

Appendix F. SAR and Incident Power Density Test Result

SAR Results for Body Exposure Condition.

Note:
1. SAR testing for WLAN / BT was performed on the maximum power mode.
2. SAR testing for LTE / NR was performed on the maximum power mode.
3. The “< 0.001” means there is no SAR value or the SAR is too low to be measured.
4. SAR testing for WLAN / BT was verified on the worst case of BV CPS report no.: SFCDVB-WTW-P25040433-2 to ensure compliance.
5. Per KDB 388624 APPENDIX OVER6G, the minimum of 5 channels to perform IPD across U-NII 5,6,7 and 8. and measured results were scaled by factor 1.545 to reported power density when measurement uncertainty exceed 30%.

Body SAR Test Result

System & Position								DUT Configuration		SAR					
Plot No.	Band	Mode	Test Position	Separation Distance (mm)	Channel	RB#	RB offset	Ant Status	Battery	Max. Tune-up Power (dBm)	Measured Conducted Power (dBm)	Scaling Factor	Power Drift (dB)	Measured SAR-1g (W/kg)	Scaled SAR-1g (W/kg)
	WCDMA II	RMC12.2K	Bottom of Laptop	0	9262			Ant 0	1	19.00	18.82	1.04	0	<0.001	0.00
	WCDMA II	RMC12.2K	Rear Face of Tablet	0	9262			Ant 0	1	19.00	18.82	1.04	-0.02	0.066	0.07
	WCDMA II	RMC12.2K	Left Side of Tablet	0	9262			Ant 0	1	19.00	18.82	1.04	0	<0.001	0.00
	WCDMA II	RMC12.2K	Right Side of Tablet	0	9262			Ant 0	1	19.00	18.82	1.04	-0.19	0.038	0.04
1	WCDMA II	RMC12.2K	Top Side of Tablet	0	9262			Ant 0	1	19.00	18.82	1.04	-0.02	0.655	0.68
	WCDMA II	RMC12.2K	Bottom Side of Tablet	0	9262			Ant 0	1	19.00	18.82	1.04	0	<0.001	0.00
	WCDMA II	RMC12.2K	Top Side of Tablet	0	9400			Ant 0	1	19.00	18.61	1.09	-0.01	0.601	0.66
	WCDMA II	RMC12.2K	Top Side of Tablet	0	9538			Ant 0	1	19.00	18.49	1.13	-0.04	0.563	0.64
	WCDMA II	RMC12.2K	Top Side of Tablet	0	9262			Ant 0	2	19.00	18.82	1.04	0.03	0.634	0.66
	WCDMA IV	RMC12.2K	Bottom of Laptop	0	1413			Ant 0	1	18.00	17.87	1.03	0	<0.001	0.00
	WCDMA IV	RMC12.2K	Rear Face of Tablet	0	1413			Ant 0	1	18.00	17.87	1.03	0.03	0.036	0.04
	WCDMA IV	RMC12.2K	Left Side of Tablet	0	1413			Ant 0	1	18.00	17.87	1.03	0	<0.001	0.00
	WCDMA IV	RMC12.2K	Right Side of Tablet	0	1413			Ant 0	1	18.00	17.87	1.03	-0.09	0.022	0.02
	WCDMA IV	RMC12.2K	Top Side of Tablet	0	1413			Ant 0	1	18.00	17.87	1.03	-0.04	0.596	0.61
	WCDMA IV	RMC12.2K	Bottom Side of Tablet	0	1413			Ant 0	1	18.00	17.87	1.03	0	<0.001	0.00
2	WCDMA IV	RMC12.2K	Top Side of Tablet	0	1312			Ant 0	1	18.00	17.73	1.06	-0.06	0.681	0.72
	WCDMA IV	RMC12.2K	Top Side of Tablet	0	1513			Ant 0	1	18.00	17.85	1.04	0.05	0.63	0.66
	WCDMA IV	RMC12.2K	Top Side of Tablet	0	1312			Ant 0	2	18.00	17.73	1.06	-0.11	0.673	0.71
	WCDMA V	RMC12.2K	Bottom of Laptop	0	4233			Ant 0	1	23.00	22.96	1.01	0	<0.001	0.00
	WCDMA V	RMC12.2K	Rear Face of Tablet	0	4233			Ant 0	1	23.00	22.96	1.01	0.1	0.042	0.04
	WCDMA V	RMC12.2K	Left Side of Tablet	0	4233			Ant 0	1	23.00	22.96	1.01	-0.19	0.03	0.03
	WCDMA V	RMC12.2K	Right Side of Tablet	0	4233			Ant 0	1	23.00	22.96	1.01	0	<0.001	0.00
	WCDMA V	RMC12.2K	Top Side of Tablet	0	4233			Ant 0	1	23.00	22.96	1.01	0.08	0.628	0.63
	WCDMA V	RMC12.2K	Bottom Side of Tablet	0	4233			Ant 0	1	23.00	22.96	1.01	0	<0.001	0.00
3	WCDMA V	RMC12.2K	Top Side of Tablet	0	4132			Ant 0	1	23.00	22.89	1.03	-0.08	0.767	0.79
	WCDMA V	RMC12.2K	Top Side of Tablet	0	4182			Ant 0	1	23.00	22.86	1.03	0.03	0.617	0.64
	WCDMA V	RMC12.2K	Top Side of Tablet	0	4132			Ant 0	2	23.00	22.89	1.03	-0.11	0.754	0.78

Body SAR Test Result															
System & Position								DUT Configuration		SAR					
Plot No.	Band	Mode	Test Position	Separation Distance (mm)	Channel	RB#	RB offset	Ant Status	Battery	Max. Tune-up Power (dBm)	Measured Conducted Power (dBm)	Scaling Factor	Power Drift (dB)	Measured SAR-1g (W/kg)	Scaled SAR-1g (W/kg)
	LTE 2	QPSK20M	Bottom of Laptop	0	18700	1	0	Ant 0	1	19.50	19.45	1.01	0	<0.001	0.00
	LTE 2	QPSK20M	Rear Face of Tablet	0	18700	1	0	Ant 0	1	19.50	19.45	1.01	0.08	0.075	0.08
	LTE 2	QPSK20M	Left Side of Tablet	0	18700	1	0	Ant 0	1	19.50	19.45	1.01	0	<0.001	0.00
	LTE 2	QPSK20M	Right Side of Tablet	0	18700	1	0	Ant 0	1	19.50	19.45	1.01	0.1	0.039	0.04
4	LTE 2	QPSK20M	Top Side of Tablet	0	18700	1	0	Ant 0	1	19.50	19.45	1.01	0.01	0.751	0.76
	LTE 2	QPSK20M	Bottom Side of Tablet	0	18700	1	0	Ant 0	1	19.50	19.45	1.01	0	<0.001	0.00
	LTE 2	QPSK20M	Bottom of Laptop	0	18700	50	0	Ant 0	1	18.50	18.41	1.02	0	<0.001	0.00
	LTE 2	QPSK20M	Rear Face of Tablet	0	18700	50	0	Ant 0	1	18.50	18.41	1.02	0.07	0.062	0.06
	LTE 2	QPSK20M	Left Side of Tablet	0	18700	50	0	Ant 0	1	18.50	18.41	1.02	-0.01	0.036	0.04
	LTE 2	QPSK20M	Right Side of Tablet	0	18700	50	0	Ant 0	1	18.50	18.41	1.02	0	<0.001	0.00
	LTE 2	QPSK20M	Top Side of Tablet	0	18700	50	0	Ant 0	1	18.50	18.41	1.02	-0.17	0.617	0.63
	LTE 2	QPSK20M	Bottom Side of Tablet	0	18700	50	0	Ant 0	1	18.50	18.41	1.02	0	<0.001	0.00
	LTE 2	QPSK20M	Top Side of Tablet	0	18900	1	0	Ant 0	1	19.50	19.18	1.08	-0.1	0.601	0.65
	LTE 2	QPSK20M	Top Side of Tablet	0	19100	1	0	Ant 0	1	19.50	19.27	1.05	-0.14	0.559	0.59
	CA_2C	QPSK20M	Top Side of Tablet	0	PCC: 18700 SCC:18898	PCC: 1 SCC:1	PCC: 99 SCC: 0	Ant 0	1	19.50	18.33	1.31	-0.03	0.531	0.70
	LTE 2	QPSK20M	Top Side of Tablet	0	18700	1	0	Ant 0	2	19.50	19.45	1.01	-0.11	0.743	0.75
	LTE 4	QPSK20M	Bottom of Laptop	0	20050	1	0	Ant 0	1	18.50	18.31	1.04	0	<0.001	0.00
	LTE 4	QPSK20M	Rear Face of Tablet	0	20050	1	0	Ant 0	1	18.50	18.31	1.04	0.1	0.081	0.08
	LTE 4	QPSK20M	Left Side of Tablet	0	20050	1	0	Ant 0	1	18.50	18.31	1.04	0	<0.001	0.00
	LTE 4	QPSK20M	Right Side of Tablet	0	20050	1	0	Ant 0	1	18.50	18.31	1.04	-0.14	0.047	0.05
5	LTE 4	QPSK20M	Top Side of Tablet	0	20050	1	0	Ant 0	1	18.50	18.31	1.04	0.02	0.75	0.78
	LTE 4	QPSK20M	Bottom Side of Tablet	0	20050	1	0	Ant 0	1	18.50	18.31	1.04	0	<0.001	0.00

Body SAR Test Result															
System & Position								DUT Configuration		SAR					
Plot No.	Band	Mode	Test Position	Separation Distance (mm)	Channel	RB#	RB offset	Ant Status	Battery	Max. Tune-up Power (dBm)	Measured Conducted Power (dBm)	Scaling Factor	Power Drift (dB)	Measured SAR-1g (W/kg)	Scaled SAR-1g (W/kg)
	LTE 4	QPSK20M	Bottom of Laptop	0	20050	50	0	Ant 0	1	17.50	17.31	1.04	0	<0.001	0.00
	LTE 4	QPSK20M	Rear Face of Tablet	0	20050	50	0	Ant 0	1	17.50	17.31	1.04	-0.18	0.062	0.06
	LTE 4	QPSK20M	Left Side of Tablet	0	20050	50	0	Ant 0	1	17.50	17.31	1.04	0.08	0.036	0.04
	LTE 4	QPSK20M	Right Side of Tablet	0	20050	50	0	Ant 0	1	17.50	17.31	1.04	0	<0.001	0.00
	LTE 4	QPSK20M	Top Side of Tablet	0	20050	50	0	Ant 0	1	17.50	17.31	1.04	-0.11	0.615	0.64
	LTE 4	QPSK20M	Bottom Side of Tablet	0	20050	50	0	Ant 0	1	17.50	17.31	1.04	0	<0.001	0.00
	LTE 4	QPSK20M	Top Side of Tablet	0	20175	1	0	Ant 0	1	18.50	18.25	1.06	0.17	0.727	0.77
	LTE 4	QPSK20M	Top Side of Tablet	0	20300	1	0	Ant 0	1	18.50	18.17	1.08	-0.1	0.716	0.77
	LTE 4	QPSK20M	Top Side of Tablet	0	20050	1	0	Ant 0	2	18.50	18.31	1.04	-0.13	0.731	0.76
	LTE 5	QPSK10M	Bottom of Laptop	0	20450	1	0	Ant 0	1	23.00	22.83	1.04	0	<0.001	0.00
	LTE 5	QPSK10M	Rear Face of Tablet	0	20450	1	0	Ant 0	1	23.00	22.83	1.04	-0.12	0.076	0.08
	LTE 5	QPSK10M	Left Side of Tablet	0	20450	1	0	Ant 0	1	23.00	22.83	1.04	0	<0.001	0.00
	LTE 5	QPSK10M	Right Side of Tablet	0	20450	1	0	Ant 0	1	23.00	22.83	1.04	0.04	0.044	0.05
6	LTE 5	QPSK10M	Top Side of Tablet	0	20450	1	0	Ant 0	1	23.00	22.83	1.04	-0.01	0.757	0.79
	LTE 5	QPSK10M	Bottom Side of Tablet	0	20450	1	0	Ant 0	1	23.00	22.83	1.04	0	<0.001	0.00
	LTE 5	QPSK10M	Bottom of Laptop	0	20450	25	0	Ant 0	1	22.00	21.81	1.04	0	<0.001	0.00
	LTE 5	QPSK10M	Rear Face of Tablet	0	20450	25	0	Ant 0	1	22.00	21.81	1.04	-0.01	0.069	0.07
	LTE 5	QPSK10M	Left Side of Tablet	0	20450	25	0	Ant 0	1	22.00	21.81	1.04	0.12	0.04	0.04
	LTE 5	QPSK10M	Right Side of Tablet	0	20450	25	0	Ant 0	1	22.00	21.81	1.04	0	<0.001	0.00
	LTE 5	QPSK10M	Top Side of Tablet	0	20450	25	0	Ant 0	1	22.00	21.81	1.04	-0.17	0.681	0.71
	LTE 5	QPSK10M	Bottom Side of Tablet	0	20450	25	0	Ant 0	1	22.00	21.81	1.04	0	<0.001	0.00
	LTE 5	QPSK10M	Top Side of Tablet	0	20525	1	0	Ant 0	1	23.00	22.73	1.06	-0.13	0.732	0.78
	LTE 5	QPSK10M	Top Side of Tablet	0	20600	1	0	Ant 0	1	23.00	22.58	1.10	0.15	0.707	0.78
	CA_5B	QPSK10M	Top Side of Tablet	0	PCC: 20450 SCC:20549	PCC: 1 SCC:1	PCC: 49 SCC: 0	Ant 0	1	23.00	22.15	1.22	-0.09	0.622	0.76
	LTE 5	QPSK10M	Top Side of Tablet	0	20450	1	0	Ant 0	2	23.00	22.83	1.04	-0.13	0.731	0.76

Body SAR Test Result															
System & Position								DUT Configuration		SAR					
Plot No.	Band	Mode	Test Position	Separation Distance (mm)	Channel	RB#	RB offset	Ant Status	Battery	Max. Tune-up Power (dBm)	Measured Conducted Power (dBm)	Scaling Factor	Power Drift (dB)	Measured SAR-1g (W/kg)	Scaled SAR-1g (W/kg)
	LTE 7	QPSK20M	Bottom of Laptop	0	21350	1	0	Ant 0	1	17.50	17.26	1.06	0	<0.001	0.00
	LTE 7	QPSK20M	Rear Face of Tablet	0	21350	1	0	Ant 0	1	17.50	17.26	1.06	0.12	0.068	0.07
	LTE 7	QPSK20M	Left Side of Tablet	0	21350	1	0	Ant 0	1	17.50	17.26	1.06	0	<0.001	0.00
	LTE 7	QPSK20M	Right Side of Tablet	0	21350	1	0	Ant 0	1	17.50	17.26	1.06	0.07	0.04	0.04
	LTE 7	QPSK20M	Top Side of Tablet	0	21350	1	0	Ant 0	1	17.50	17.26	1.06	0.02	0.677	0.72
	LTE 7	QPSK20M	Bottom Side of Tablet	0	21350	1	0	Ant 0	1	17.50	17.26	1.06	0	<0.001	0.00
	LTE 7	QPSK20M	Bottom of Laptop	0	21350	50	0	Ant 0	1	16.50	16.22	1.07	0	<0.001	0.00
	LTE 7	QPSK20M	Rear Face of Tablet	0	21350	50	0	Ant 0	1	16.50	16.22	1.07	-0.13	0.058	0.06
	LTE 7	QPSK20M	Left Side of Tablet	0	21350	50	0	Ant 0	1	16.50	16.22	1.07	-0.14	0.034	0.04
	LTE 7	QPSK20M	Right Side of Tablet	0	21350	50	0	Ant 0	1	16.50	16.22	1.07	0	<0.001	0.00
	LTE 7	QPSK20M	Top Side of Tablet	0	21350	50	0	Ant 0	1	16.50	16.22	1.07	-0.09	0.577	0.62
	LTE 7	QPSK20M	Bottom Side of Tablet	0	21350	50	0	Ant 0	1	16.50	16.22	1.07	0	<0.001	0.00
7	LTE 7	QPSK20M	Top Side of Tablet	0	20850	1	0	Ant 0	1	17.50	16.88	1.15	0.02	0.684	0.79
	LTE 7	QPSK20M	Top Side of Tablet	0	21100	1	0	Ant 0	1	17.50	17.22	1.07	0.08	0.654	0.70
	CA_7C	QPSK20M	Top Side of Tablet	0	PCC: 21152 SCC:21350	PCC:1 SCC:1	PCC:99 SCC:0	Ant 0	1	17.50	16.37	1.30	0.03	0.603	0.78
	LTE 7	QPSK20M	Top Side of Tablet	0	20850	1	0	Ant 0	2	17.50	16.88	1.15	0.11	0.679	0.78
	LTE 12	QPSK10M	Bottom of Laptop	0	23060	1	0	Ant 0	1	23.00	22.95	1.01	0	<0.001	0.00
	LTE 12	QPSK10M	Rear Face of Tablet	0	23060	1	0	Ant 0	1	23.00	22.95	1.01	0.07	0.075	0.08
	LTE 12	QPSK10M	Left Side of Tablet	0	23060	1	0	Ant 0	1	23.00	22.95	1.01	0	<0.001	0.00
	LTE 12	QPSK10M	Right Side of Tablet	0	23060	1	0	Ant 0	1	23.00	22.95	1.01	-0.1	0.044	0.04
8	LTE 12	QPSK10M	Top Side of Tablet	0	23060	1	0	Ant 0	1	23.00	22.95	1.01	-0.04	0.752	0.76
	LTE 12	QPSK10M	Bottom Side of Tablet	0	23060	1	0	Ant 0	1	23.00	22.95	1.01	0	<0.001	0.00

Body SAR Test Result															
System & Position								DUT Configuration		SAR					
Plot No.	Band	Mode	Test Position	Separation Distance (mm)	Channel	RB#	RB offset	Ant Status	Battery	Max. Tune-up Power (dBm)	Measured Conducted Power (dBm)	Scaling Factor	Power Drift (dB)	Measured SAR-1g (W/kg)	Scaled SAR-1g (W/kg)
	LTE 12	QPSK10M	Bottom of Laptop	0	23060	25	0	Ant 0	1	22.00	21.93	1.02	0	<0.001	0.00
	LTE 12	QPSK10M	Rear Face of Tablet	0	23060	25	0	Ant 0	1	22.00	21.93	1.02	-0.06	0.056	0.06
	LTE 12	QPSK10M	Left Side of Tablet	0	23060	25	0	Ant 0	1	22.00	21.93	1.02	0	<0.001	0.00
	LTE 12	QPSK10M	Right Side of Tablet	0	23060	25	0	Ant 0	1	22.00	21.93	1.02	-0.04	0.032	0.03
	LTE 12	QPSK10M	Top Side of Tablet	0	23060	25	0	Ant 0	1	22.00	21.93	1.02	0.12	0.557	0.57
	LTE 12	QPSK10M	Bottom Side of Tablet	0	23060	25	0	Ant 0	1	22.00	21.93	1.02	0	<0.001	0.00
	LTE 12	QPSK10M	Top Side of Tablet	0	23095	1	0	Ant 0	1	23.00	22.84	1.04	-0.17	0.696	0.72
	LTE 12	QPSK10M	Top Side of Tablet	0	23130	1	0	Ant 0	1	23.00	22.72	1.07	0.05	0.683	0.73
	LTE 12	QPSK10M	Top Side of Tablet	0	23060	1	0	Ant 0	2	23.00	22.95	1.01	0.03	0.731	0.74
	LTE 13	QPSK10M	Bottom of Laptop	0	23230	1	0	Ant 0	1	22.00	21.78	1.05	0	<0.001	0.00
	LTE 13	QPSK10M	Rear Face of Tablet	0	23230	1	0	Ant 0	1	22.00	21.78	1.05	-0.01	0.07	0.07
	LTE 13	QPSK10M	Left Side of Tablet	0	23230	1	0	Ant 0	1	22.00	21.78	1.05	0	<0.001	0.00
	LTE 13	QPSK10M	Right Side of Tablet	0	23230	1	0	Ant 0	1	22.00	21.78	1.05	-0.19	0.04	0.04
9	LTE 13	QPSK10M	Top Side of Tablet	0	23230	1	0	Ant 0	1	22.00	21.78	1.05	0.05	0.696	0.73
	LTE 13	QPSK10M	Bottom Side of Tablet	0	23230	1	0	Ant 0	1	22.00	21.78	1.05	0	<0.001	0.00
	LTE 13	QPSK10M	Bottom of Laptop	0	23230	25	0	Ant 0	1	21.00	20.76	1.06	0	<0.001	0.00
	LTE 13	QPSK10M	Rear Face of Tablet	0	23230	25	0	Ant 0	1	21.00	20.76	1.06	-0.01	0.053	0.06
	LTE 13	QPSK10M	Left Side of Tablet	0	23230	25	0	Ant 0	1	21.00	20.76	1.06	0	<0.001	0.00
	LTE 13	QPSK10M	Right Side of Tablet	0	23230	25	0	Ant 0	1	21.00	20.76	1.06	-0.17	0.031	0.03
	LTE 13	QPSK10M	Top Side of Tablet	0	23230	25	0	Ant 0	1	21.00	20.76	1.06	0.1	0.532	0.56
	LTE 13	QPSK10M	Bottom Side of Tablet	0	23230	25	0	Ant 0	1	21.00	20.76	1.06	0	<0.001	0.00
	LTE 13	QPSK10M	Top Side of Tablet	0	23230	1	0	Ant 0	2	22.00	21.78	1.05	0.03	0.681	0.72

Body SAR Test Result

System & Position								DUT Configuration		SAR					
Plot No.	Band	Mode	Test Position	Separation Distance (mm)	Channel	RB#	RB offset	Ant Status	Battery	Max. Tune-up Power (dBm)	Measured Conducted Power (dBm)	Scaling Factor	Power Drift (dB)	Measured SAR-1g (W/kg)	Scaled SAR-1g (W/kg)
	LTE 14	QPSK10M	Bottom of Laptop	0	23330	1	0	Ant 0	1	22.50	22.45	1.01	0	<0.001	0.00
	LTE 14	QPSK10M	Rear Face of Tablet	0	23330	1	0	Ant 0	1	22.50	22.45	1.01	-0.13	0.079	0.08
	LTE 14	QPSK10M	Left Side of Tablet	0	23330	1	0	Ant 0	1	22.50	22.45	1.01	0	<0.001	0.00
	LTE 14	QPSK10M	Right Side of Tablet	0	23330	1	0	Ant 0	1	22.50	22.45	1.01	0.17	0.046	0.05
10	LTE 14	QPSK10M	Top Side of Tablet	0	23330	1	0	Ant 0	1	22.50	22.45	1.01	-0.01	0.785	0.79
	LTE 14	QPSK10M	Bottom Side of Tablet	0	23330	1	0	Ant 0	1	22.50	22.45	1.01	0	<0.001	0.00
	LTE 14	QPSK10M	Bottom of Laptop	0	23330	25	0	Ant 0	1	21.50	21.44	1.01	0	<0.001	0.00
	LTE 14	QPSK10M	Rear Face of Tablet	0	23330	25	0	Ant 0	1	21.50	21.44	1.01	-0.15	0.06	0.06
	LTE 14	QPSK10M	Left Side of Tablet	0	23330	25	0	Ant 0	1	21.50	21.44	1.01	0	<0.001	0.00
	LTE 14	QPSK10M	Right Side of Tablet	0	23330	25	0	Ant 0	1	21.50	21.44	1.01	0.18	0.035	0.04
	LTE 14	QPSK10M	Top Side of Tablet	0	23330	25	0	Ant 0	1	21.50	21.44	1.01	0.09	0.601	0.61
	LTE 14	QPSK10M	Bottom Side of Tablet	0	23330	25	0	Ant 0	1	21.50	21.44	1.01	0	<0.001	0.00
	LTE 14	QPSK10M	Top Side of Tablet	0	23330	1	0	Ant 0	2	22.50	22.45	1.01	-0.11	0.744	0.75
	LTE 17	QPSK10M	Bottom of Laptop	0	23790	1	0	Ant 0	1	24.00	23.21	1.20	0	<0.001	0.00
	LTE 17	QPSK10M	Rear Face of Tablet	0	23790	1	0	Ant 0	1	24.00	23.21	1.20	0.12	0.077	0.09
	LTE 17	QPSK10M	Left Side of Tablet	0	23790	1	0	Ant 0	1	24.00	23.21	1.20	0	<0.001	0.00
	LTE 17	QPSK10M	Right Side of Tablet	0	23790	1	0	Ant 0	1	24.00	23.21	1.20	-0.01	0.044	0.05
	LTE 17	QPSK10M	Top Side of Tablet	0	23790	1	0	Ant 0	1	24.00	23.21	1.20	-0.03	0.649	0.78
	LTE 17	QPSK10M	Bottom Side of Tablet	0	23790	1	0	Ant 0	1	24.00	23.21	1.20	0	<0.001	0.00
	LTE 17	QPSK10M	Bottom of Laptop	0	23790	25	0	Ant 0	1	23.00	22.19	1.21	0	<0.001	0.00
	LTE 17	QPSK10M	Rear Face of Tablet	0	23790	25	0	Ant 0	1	23.00	22.19	1.21	-0.13	0.064	0.08
	LTE 17	QPSK10M	Left Side of Tablet	0	23790	25	0	Ant 0	1	23.00	22.19	1.21	0	<0.001	0.00
	LTE 17	QPSK10M	Right Side of Tablet	0	23790	25	0	Ant 0	1	23.00	22.19	1.21	-0.08	0.038	0.05
	LTE 17	QPSK10M	Top Side of Tablet	0	23790	25	0	Ant 0	1	23.00	22.19	1.21	0.14	0.528	0.64
	LTE 17	QPSK10M	Bottom Side of Tablet	0	23790	25	0	Ant 0	1	23.00	22.19	1.21	0	<0.001	0.00
11	LTE 17	QPSK10M	Top Side of Tablet	0	23780	1	0	Ant 0	1	24.00	23.14	1.22	-0.03	0.649	0.79
	LTE 17	QPSK10M	Top Side of Tablet	0	23800	1	0	Ant 0	1	24.00	23.13	1.22	-0.18	0.637	0.78
	LTE 17	QPSK10M	Top Side of Tablet	0	23780	1	0	Ant 0	2	24.00	23.14	1.22	0.11	0.641	0.78

Body SAR Test Result															
System & Position								DUT Configuration		SAR					
Plot No.	Band	Mode	Test Position	Separation Distance (mm)	Channel	RB#	RB offset	Ant Status	Battery	Max. Tune-up Power (dBm)	Measured Conducted Power (dBm)	Scaling Factor	Power Drift (dB)	Measured SAR-1g (W/kg)	Scaled SAR-1g (W/kg)
	LTE 25	QPSK20M	Bottom of Laptop	0	26365	1	0	Ant 0	1	19.50	19.38	1.03	0	<0.001	0.00
	LTE 25	QPSK20M	Rear Face of Tablet	0	26365	1	0	Ant 0	1	19.50	19.38	1.03	-0.17	0.069	0.07
	LTE 25	QPSK20M	Left Side of Tablet	0	26365	1	0	Ant 0	1	19.50	19.38	1.03	0	<0.001	0.00
	LTE 25	QPSK20M	Right Side of Tablet	0	26365	1	0	Ant 0	1	19.50	19.38	1.03	-0.13	0.04	0.04
	LTE 25	QPSK20M	Top Side of Tablet	0	26365	1	0	Ant 0	1	19.50	19.38	1.03	-0.004	0.696	0.72
	LTE 25	QPSK20M	Bottom Side of Tablet	0	26365	1	0	Ant 0	1	19.50	19.38	1.03	0	<0.001	0.00
	LTE 25	QPSK20M	Bottom of Laptop	0	26365	50	0	Ant 0	1	18.50	18.36	1.03	0	<0.001	0.00
	LTE 25	QPSK20M	Rear Face of Tablet	0	26365	50	0	Ant 0	1	18.50	18.36	1.03	0.15	0.054	0.06
	LTE 25	QPSK20M	Left Side of Tablet	0	26365	50	0	Ant 0	1	18.50	18.36	1.03	0	<0.001	0.00
	LTE 25	QPSK20M	Right Side of Tablet	0	26365	50	0	Ant 0	1	18.50	18.36	1.03	-0.13	0.031	0.03
	LTE 25	QPSK20M	Top Side of Tablet	0	26365	50	0	Ant 0	1	18.50	18.36	1.03	0.12	0.547	0.56
	LTE 25	QPSK20M	Bottom Side of Tablet	0	26365	50	0	Ant 0	1	18.50	18.36	1.03	0	<0.001	0.00
12	LTE 25	QPSK20M	Top Side of Tablet	0	26140	1	0	Ant 0	1	19.50	19.35	1.04	-0.04	0.743	0.77
	LTE 25	QPSK20M	Top Side of Tablet	0	26590	1	0	Ant 0	1	19.50	19.14	1.09	0.12	0.585	0.64
	LTE 25	QPSK20M	Top Side of Tablet	0	26140	1	0	Ant 0	2	19.50	19.35	1.04	-0.11	0.728	0.76
	LTE 26	QPSK15M	Bottom of Laptop	0	26965	1	0	Ant 0	1	22.50	22.43	1.02	0	<0.001	0.00
	LTE 26	QPSK15M	Rear Face of Tablet	0	26965	1	0	Ant 0	1	22.50	22.43	1.02	-0.02	0.067	0.07
	LTE 26	QPSK15M	Left Side of Tablet	0	26965	1	0	Ant 0	1	22.50	22.43	1.02	0	<0.001	0.00
	LTE 26	QPSK15M	Right Side of Tablet	0	26965	1	0	Ant 0	1	22.50	22.43	1.02	-0.14	0.038	0.04
	LTE 26	QPSK15M	Top Side of Tablet	0	26965	1	0	Ant 0	1	22.50	22.43	1.02	-0.19	0.67	0.68
	LTE 26	QPSK15M	Bottom Side of Tablet	0	26965	1	0	Ant 0	1	22.50	22.43	1.02	0	<0.001	0.00

Body SAR Test Result															
System & Position								DUT Configuration		SAR					
Plot No.	Band	Mode	Test Position	Separation Distance (mm)	Channel	RB#	RB offset	Ant Status	Battery	Max. Tune-up Power (dBm)	Measured Conducted Power (dBm)	Scaling Factor	Power Drift (dB)	Measured SAR-1g (W/kg)	Scaled SAR-1g (W/kg)
	LTE 26	QPSK15M	Bottom of Laptop	0	26965	36	0	Ant 0	1	21.50	21.41	1.02	0	<0.001	0.00
	LTE 26	QPSK15M	Rear Face of Tablet	0	26965	36	0	Ant 0	1	21.50	21.41	1.02	0.17	0.053	0.05
	LTE 26	QPSK15M	Left Side of Tablet	0	26965	36	0	Ant 0	1	21.50	21.41	1.02	0	<0.001	0.00
	LTE 26	QPSK15M	Right Side of Tablet	0	26965	36	0	Ant 0	1	21.50	21.41	1.02	0.14	0.03	0.03
	LTE 26	QPSK15M	Top Side of Tablet	0	26965	36	0	Ant 0	1	21.50	21.41	1.02	0.12	0.539	0.55
	LTE 26	QPSK15M	Bottom Side of Tablet	0	26965	36	0	Ant 0	1	21.50	21.41	1.02	0	<0.001	0.00
	LTE 26	QPSK15M	Top Side of Tablet	0	26765	1	0	Ant 0	1	22.50	22.19	1.07	0.02	0.665	0.71
13	LTE 26	QPSK15M	Top Side of Tablet	0	26865	1	0	Ant 0	1	22.50	22.40	1.02	0.02	0.71	0.72
	LTE 26	QPSK15M	Top Side of Tablet	0	26915	1	0	Ant 0	1	22.50	22.39	1.03	-0.15	0.675	0.70
	LTE 26	QPSK15M	Top Side of Tablet	0	26865	1	0	Ant 0	2	22.50	22.40	1.02	0.03	0.698	0.71
	LTE 38	QPSK20M	Bottom of Laptop	0	37850	1	0	Ant 0	1	19.50	19.43	1.02	0	<0.001	0.00
	LTE 38	QPSK20M	Rear Face of Tablet	0	37850	1	0	Ant 0	1	19.50	19.43	1.02	0.19	0.069	0.07
	LTE 38	QPSK20M	Left Side of Tablet	0	37850	1	0	Ant 0	1	19.50	19.43	1.02	0	<0.001	0.00
	LTE 38	QPSK20M	Right Side of Tablet	0	37850	1	0	Ant 0	1	19.50	19.43	1.02	0.05	0.04	0.04
	LTE 38	QPSK20M	Top Side of Tablet	0	37850	1	0	Ant 0	1	19.50	19.43	1.02	0	0.699	0.71
	LTE 38	QPSK20M	Bottom Side of Tablet	0	37850	1	0	Ant 0	1	19.50	19.43	1.02	0	<0.001	0.00
	LTE 38	QPSK20M	Bottom of Laptop	0	37850	50	0	Ant 0	1	18.50	18.45	1.01	0	<0.001	0.00
	LTE 38	QPSK20M	Rear Face of Tablet	0	37850	50	0	Ant 0	1	18.50	18.45	1.01	-0.05	0.057	0.06
	LTE 38	QPSK20M	Left Side of Tablet	0	37850	50	0	Ant 0	1	18.50	18.45	1.01	0	<0.001	0.00
	LTE 38	QPSK20M	Right Side of Tablet	0	37850	50	0	Ant 0	1	18.50	18.45	1.01	-0.04	0.033	0.03
	LTE 38	QPSK20M	Top Side of Tablet	0	37850	50	0	Ant 0	1	18.50	18.45	1.01	-0.03	0.575	0.58
	LTE 38	QPSK20M	Bottom Side of Tablet	0	37850	50	0	Ant 0	1	18.50	18.45	1.01	0	<0.001	0.00
	LTE 38	QPSK20M	Top Side of Tablet	0	37850	100	0	Ant 0	1	18.50	18.35	1.04	-0.16	0.528	0.55
	LTE 38	QPSK20M	Top Side of Tablet	0	38000	1	0	Ant 0	1	19.50	19.36	1.03	-0.07	0.761	0.78
14	LTE 38	QPSK20M	Top Side of Tablet	0	38150	1	0	Ant 0	1	19.50	19.19	1.07	-0.02	0.791	0.85
	CA_38C	QPSK20M	Top Side of Tablet	0	PCC: 37850 SCC:38048	PCC:1 SCC:1	PCC:99 SCC:0	Ant 0	1	19.50	18.95	1.14	-0.11	0.631	0.72
	LTE 38	QPSK20M	Top Side of Tablet	0	38150	1	0	Ant 0	2	19.50	19.19	1.07	0.03	0.781	0.84
	LTE 38	QPSK20M	Top Side of Tablet	0	37850	1	0	Ant 0	2	19.50	19.43	1.02	-0.06	0.691	0.70
	LTE 38	QPSK20M	Top Side of Tablet	0	38000	1	0	Ant 0	2	19.50	19.36	1.03	-0.17	0.752	0.77

Body SAR Test Result															
System & Position								DUT Configuration		SAR					
Plot No.	Band	Mode	Test Position	Separation Distance (mm)	Channel	RB#	RB offset	Ant Status	Battery	Max. Tune-up Power (dBm)	Measured Conducted Power (dBm)	Scaling Factor	Power Drift (dB)	Measured SAR-1g (W/kg)	Scaled SAR-1g (W/kg)
	LTE 41	QPSK20M	Bottom of Laptop	0	40185	1	0	Ant 0	1	20.00	19.97	1.01	0	<0.001	0.00
	LTE 41	QPSK20M	Rear Face of Tablet	0	40185	1	0	Ant 0	1	20.00	19.97	1.01	0.02	0.051	0.05
	LTE 41	QPSK20M	Left Side of Tablet	0	40185	1	0	Ant 0	1	20.00	19.97	1.01	0	<0.001	0.00
	LTE 41	QPSK20M	Right Side of Tablet	0	40185	1	0	Ant 0	1	20.00	19.97	1.01	-0.1	0.029	0.03
	LTE 41	QPSK20M	Top Side of Tablet	0	40185	1	0	Ant 0	1	20.00	19.97	1.01	0.16	0.514	0.52
	LTE 41	QPSK20M	Bottom Side of Tablet	0	40185	1	0	Ant 0	1	20.00	19.97	1.01	0	<0.001	0.00
	LTE 41	QPSK20M	Bottom of Laptop	0	40185	50	0	Ant 0	1	19.00	18.96	1.01	0	<0.001	0.00
	LTE 41	QPSK20M	Rear Face of Tablet	0	40185	50	0	Ant 0	1	19.00	18.96	1.01	0.16	0.041	0.04
	LTE 41	QPSK20M	Left Side of Tablet	0	40185	50	0	Ant 0	1	19.00	18.96	1.01	0	<0.001	0.00
	LTE 41	QPSK20M	Right Side of Tablet	0	40185	50	0	Ant 0	1	19.00	18.96	1.01	-0.06	0.023	0.02
	LTE 41	QPSK20M	Top Side of Tablet	0	40185	50	0	Ant 0	1	19.00	18.96	1.01	0.01	0.41	0.41
	LTE 41	QPSK20M	Bottom Side of Tablet	0	40185	50	0	Ant 0	1	19.00	18.96	1.01	0	<0.001	0.00
	LTE 41	QPSK20M	Top Side of Tablet	0	39750	1	0	Ant 0	1	20.00	19.82	1.04	0.11	0.489	0.51
	LTE 41	QPSK20M	Top Side of Tablet	0	40620	1	0	Ant 0	1	20.00	19.93	1.02	-0.1	0.569	0.58
	LTE 41	QPSK20M	Top Side of Tablet	0	41055	1	0	Ant 0	1	20.00	19.92	1.02	0.17	0.649	0.66
15	LTE 41	QPSK20M	Top Side of Tablet	0	41490	1	0	Ant 0	1	20.00	19.84	1.04	-0.04	0.688	0.72
	CA_41C	QPSK20M	Top Side of Tablet	0	PCC:41292 SCC:41490	PCC:1 SCC:1	PCC:99 SCC:0	Ant 0	1	17.50	16.31	1.32	-0.11	0.531	0.70
	LTE 41	QPSK20M	Top Side of Tablet	0	41490	1	0	Ant 0	2	20.00	19.84	1.04	0.03	0.676	0.70

Body SAR Test Result

System & Position								DUT Configuration		SAR					
Plot No.	Band	Mode	Test Position	Separation Distance (mm)	Channel	RB#	RB offset	Ant Status	Battery	Max. Tune-up Power (dBm)	Measured Conducted Power (dBm)	Scaling Factor	Power Drift (dB)	Measured SAR-1g (W/kg)	Scaled SAR-1g (W/kg)
	LTE 42	QPSK20M	Bottom of Laptop	0	43190	1	0	Ant 3	1	13.50	13.49	1.00	0	<0.001	0.00
	LTE 42	QPSK20M	Back of Panel	25	43190	1	0	Ant 3	1	13.50	13.49	1.00	-0.08	0.032	0.03
	LTE 42	QPSK20M	Rear Face of Tablet	0	43190	1	0	Ant 3	1	13.50	13.49	1.00	0	<0.001	0.00
	LTE 42	QPSK20M	Left Side of Tablet	0	43190	1	0	Ant 3	1	13.50	13.49	1.00	-0.08	0.35	0.35
	LTE 42	QPSK20M	Right Side of Tablet	0	43190	1	0	Ant 3	1	13.50	13.49	1.00	0	<0.001	0.00
	LTE 42	QPSK20M	Top Side of Tablet	0	43190	1	0	Ant 3	1	13.50	13.49	1.00	0	<0.001	0.00
	LTE 42	QPSK20M	Bottom Side of Tablet	0	43190	1	0	Ant 3	1	13.50	13.49	1.00	0.02	0.014	0.01
	LTE 42	QPSK20M	Bottom of Laptop	0	43190	50	0	Ant 3	1	12.50	12.47	1.01	0	<0.001	0.00
	LTE 42	QPSK20M	Back of Panel	25	43190	50	0	Ant 3	1	12.50	12.47	1.01	-0.1	0.026	0.03
	LTE 42	QPSK20M	Rear Face of Tablet	0	43190	50	0	Ant 3	1	12.50	12.47	1.01	0	<0.001	0.00
	LTE 42	QPSK20M	Left Side of Tablet	0	43190	50	0	Ant 3	1	12.50	12.47	1.01	0.13	0.282	0.28
	LTE 42	QPSK20M	Right Side of Tablet	0	43190	50	0	Ant 3	1	12.50	12.47	1.01	0	<0.001	0.00
	LTE 42	QPSK20M	Top Side of Tablet	0	43190	50	0	Ant 3	1	12.50	12.47	1.01	0	<0.001	0.00
	LTE 42	QPSK20M	Bottom Side of Tablet	0	43190	50	0	Ant 3	1	12.50	12.47	1.01	-0.19	0.011	0.01
16	LTE 42	QPSK20M	Left Side of Tablet	0	42190	1	0	Ant 3	1	13.50	13.46	1.01	0.01	0.742	0.75
	LTE 42	QPSK20M	Left Side of Tablet	0	42840	1	0	Ant 3	1	13.50	13.47	1.01	-0.07	0.514	0.52
	LTE 42	QPSK20M	Left Side of Tablet	0	43340	1	0	Ant 3	1	13.50	13.44	1.01	0.11	0.303	0.31
	LTE 42	QPSK20M	Left Side of Tablet	0	43490	1	0	Ant 3	1	13.50	13.48	1.00	-0.01	0.277	0.28
	CA_42C	QPSK20M	Left Side of Tablet	0	PCC: 43292 SCC: 43490	PCC:1 SCC:1	PCC:99 SCC:0	Ant 3	1	11.00	10.94	1.01	0.11	0.338	0.34
	LTE 42	QPSK20M	Left Side of Tablet	0	42190	1	0	Ant 3	2	13.50	13.46	1.01	-0.10	0.731	0.74
	LTE 43	QPSK20M	Bottom of Laptop	0	45490	1	0	Ant 3	1	17.50	17.29	1.05	0	<0.001	0.00
	LTE 43	QPSK20M	Back of Panel	25	45490	1	0	Ant 3	1	17.50	17.29	1.05	-0.18	0.03	0.03
	LTE 43	QPSK20M	Rear Face of Tablet	0	45490	1	0	Ant 3	1	17.50	17.29	1.05	0	<0.001	0.00
	LTE 43	QPSK20M	Left Side of Tablet	0	45490	1	0	Ant 3	1	17.50	17.29	1.05	0.09	0.258	0.27
	LTE 43	QPSK20M	Right Side of Tablet	0	45490	1	0	Ant 3	1	17.50	17.29	1.05	0	<0.001	0.00
	LTE 43	QPSK20M	Top Side of Tablet	0	45490	1	0	Ant 3	1	17.50	17.29	1.05	0	<0.001	0.00
	LTE 43	QPSK20M	Bottom Side of Tablet	0	45490	1	0	Ant 3	1	17.50	17.29	1.05	0.03	0.021	0.02

Body SAR Test Result

System & Position								DUT Configuration		SAR					
Plot No.	Band	Mode	Test Position	Separation Distance (mm)	Channel	RB#	RB offset	Ant Status	Battery	Max. Tune-up Power (dBm)	Measured Conducted Power (dBm)	Scaling Factor	Power Drift (dB)	Measured SAR-1g (W/kg)	Scaled SAR-1g (W/kg)
	LTE 43	QPSK20M	Bottom of Laptop	0	45490	50	0	Ant 3	1	16.50	16.26	1.06	0	<0.001	0.00
	LTE 43	QPSK20M	Back of Panel	25	45490	50	0	Ant 3	1	16.50	16.26	1.06	-0.03	0.013	0.01
	LTE 43	QPSK20M	Rear Face of Tablet	0	45490	50	0	Ant 3	1	16.50	16.26	1.06	0	<0.001	0.00
	LTE 43	QPSK20M	Left Side of Tablet	0	45490	50	0	Ant 3	1	16.50	16.26	1.06	-0.04	0.18	0.19
	LTE 43	QPSK20M	Right Side of Tablet	0	45490	50	0	Ant 3	1	16.50	16.26	1.06	0	<0.001	0.00
	LTE 43	QPSK20M	Top Side of Tablet	0	45490	50	0	Ant 3	1	16.50	16.26	1.06	0.14	0.147	0.16
	LTE 43	QPSK20M	Bottom Side of Tablet	0	45490	50	0	Ant 3	1	16.50	16.26	1.06	0.11	0.005	0.01
17	LTE 43	QPSK20M	Left Side of Tablet	0	43690	1	0	Ant 3	1	17.50	17.21	1.07	0.07	0.684	0.73
	LTE 43	QPSK20M	Left Side of Tablet	0	44090	1	0	Ant 3	1	17.50	17.26	1.06	-0.05	0.534	0.57
	LTE 43	QPSK20M	Left Side of Tablet	0	44490	1	0	Ant 3	1	17.50	17.20	1.07	-0.14	0.489	0.52
	LTE 43	QPSK20M	Left Side of Tablet	0	44590	1	0	Ant 3	1	17.50	17.07	1.10	0.15	0.531	0.58
	LTE 43	QPSK20M	Left Side of Tablet	0	44990	1	0	Ant 3	1	17.50	17.13	1.09	-0.01	0.293	0.32
	CA_43C	QPSK20M	Left Side of Tablet	0	PCC: 44292 SCC:44490	PCC: 1 SCC:1	PCC: 99 SCC:0	Ant 3	1	11.00	10.88	1.03	-0.11	0.183	0.19
	LTE 43	QPSK20M	Left Side of Tablet	0	43690	1	0	Ant 3	2	17.50	17.21	1.07	0.06	0.672	0.72
	LTE 48	QPSK20M	Bottom of Laptop	0	56210	1	0	Ant 3	1	16.50	16.39	1.03	0	<0.001	0.00
	LTE 48	QPSK20M	Back of Panel	25	56210	1	0	Ant 3	1	16.50	16.39	1.03	-0.15	0.048	0.05
	LTE 48	QPSK20M	Rear Face of Tablet	0	56210	1	0	Ant 3	1	16.50	16.39	1.03	0	<0.001	0.00
	LTE 48	QPSK20M	Left Side of Tablet	0	56210	1	0	Ant 3	1	16.50	16.39	1.03	0.17	0.527	0.54
	LTE 48	QPSK20M	Right Side of Tablet	0	56210	1	0	Ant 3	1	16.50	16.39	1.03	0	<0.001	0.00
	LTE 48	QPSK20M	Top Side of Tablet	0	56210	1	0	Ant 3	1	16.50	16.39	1.03	-0.02	0.021	0.02
	LTE 48	QPSK20M	Bottom Side of Tablet	0	56210	1	0	Ant 3	1	16.50	16.39	1.03	-0.09	0.019	0.02
	LTE 48	QPSK20M	Bottom of Laptop	0	56210	50	0	Ant 3	1	15.50	15.38	1.03	0	<0.001	0.00
	LTE 48	QPSK20M	Back of Panel	25	56210	50	0	Ant 3	1	15.50	15.38	1.03	-0.17	0.032	0.03
	LTE 48	QPSK20M	Rear Face of Tablet	0	56210	50	0	Ant 3	1	15.50	15.38	1.03	0	<0.001	0.00
	LTE 48	QPSK20M	Left Side of Tablet	0	56210	50	0	Ant 3	1	15.50	15.38	1.03	0.09	0.351	0.36
	LTE 48	QPSK20M	Right Side of Tablet	0	56210	50	0	Ant 3	1	15.50	15.38	1.03	0	<0.001	0.00
	LTE 48	QPSK20M	Top Side of Tablet	0	56210	50	0	Ant 3	1	15.50	15.38	1.03	0.07	0.013	0.01
	LTE 48	QPSK20M	Bottom Side of Tablet	0	56210	50	0	Ant 3	1	15.50	15.38	1.03	0.02	0.012	0.01
18	LTE 48	QPSK20M	Left Side of Tablet	0	55340	1	0	Ant 3	1	16.50	16.29	1.05	0.01	0.741	0.78
	LTE 48	QPSK20M	Left Side of Tablet	0	55780	1	0	Ant 3	1	16.50	16.30	1.05	-0.01	0.522	0.55
	LTE 48	QPSK20M	Left Side of Tablet	0	56640	1	0	Ant 3	1	16.50	16.19	1.07	-0.15	0.403	0.43
	CA_48C	QPSK20M	Left Side of Tablet	0	PCC: 55891 SCC:56089	PCC: 1 SCC:1	PCC: 99 SCC:0	Ant 3	1	11.00	10.77	1.06	-0.12	0.205	0.22
	LTE 48	QPSK20M	Left Side of Tablet	0	55340	1	0	Ant 3	2	16.50	16.29	1.05	0.03	0.725	0.76

Body SAR Test Result															
System & Position								DUT Configuration		SAR					
Plot No.	Band	Mode	Test Position	Separation Distance (mm)	Channel	RB#	RB offset	Ant Status	Battery	Max. Tune-up Power (dBm)	Measured Conducted Power (dBm)	Scaling Factor	Power Drift (dB)	Measured SAR-1g (W/kg)	Scaled SAR-1g (W/kg)
	LTE 66	QPSK20M	Bottom of Laptop	0	132322	1	0	Ant 0	1	18.00	17.99	1.00	0	<0.001	0.00
	LTE 66	QPSK20M	Rear Face of Tablet	0	132322	1	0	Ant 0	1	18.00	17.99	1.00	-0.1	0.073	0.07
	LTE 66	QPSK20M	Left Side of Tablet	0	132322	1	0	Ant 0	1	18.00	17.99	1.00	0	<0.001	0.00
	LTE 66	QPSK20M	Right Side of Tablet	0	132322	1	0	Ant 0	1	18.00	17.99	1.00	-0.19	0.042	0.04
	LTE 66	QPSK20M	Top Side of Tablet	0	132322	1	0	Ant 0	1	18.00	17.99	1.00	-0.07	0.727	0.73
	LTE 66	QPSK20M	Bottom Side of Tablet	0	132322	1	0	Ant 0	1	18.00	17.99	1.00	0	<0.001	0.00
	LTE 66	QPSK20M	Bottom of Laptop	0	132322	50	0	Ant 0	1	17.00	16.96	1.01	0	<0.001	0.00
	LTE 66	QPSK20M	Rear Face of Tablet	0	132322	50	0	Ant 0	1	17.00	16.96	1.01	-0.01	0.058	0.06
	LTE 66	QPSK20M	Left Side of Tablet	0	132322	50	0	Ant 0	1	17.00	16.96	1.01	0	<0.001	0.00
	LTE 66	QPSK20M	Right Side of Tablet	0	132322	50	0	Ant 0	1	17.00	16.96	1.01	0.11	0.033	0.03
	LTE 66	QPSK20M	Top Side of Tablet	0	132322	50	0	Ant 0	1	17.00	16.96	1.01	0.18	0.576	0.58
	LTE 66	QPSK20M	Bottom Side of Tablet	0	132322	50	0	Ant 0	1	17.00	16.96	1.01	0	<0.001	0.00
	LTE 66	QPSK20M	Top Side of Tablet	0	132072	1	0	Ant 0	1	18.00	17.91	1.02	-0.13	0.741	0.76
19	LTE 66	QPSK20M	Top Side of Tablet	0	132572	1	0	Ant 0	1	18.00	17.95	1.01	-0.08	0.776	0.78
	CA_66B	QPSK20M	Top Side of Tablet	0	PCC: 132373 SCC:132472	PCC:1 SCC:1	PCC:49 SCC:0	Ant 0	1	18.00	17.24	1.19	-0.02	0.628	0.75
	CA_66C	QPSK20M	Top Side of Tablet	0	PCC: 132323 SCC:132521	PCC:1 SCC:1	PCC: 99 SCC:0	Ant 0	1	18.00	17.36	1.16	0.11	0.644	0.75
	LTE 66	QPSK20M	Top Side of Tablet	0	132572	1	0	Ant 0	2	18.00	17.95	1.01	0.05	0.744	0.75
	LTE 71	QPSK20M	Bottom of Laptop	0	133297	1	0	Ant 0	1	24.00	23.29	1.18	0	<0.001	0.00
	LTE 71	QPSK20M	Rear Face of Tablet	0	133297	1	0	Ant 0	1	24.00	23.29	1.18	-0.17	0.068	0.08
	LTE 71	QPSK20M	Left Side of Tablet	0	133297	1	0	Ant 0	1	24.00	23.29	1.18	0	<0.001	0.00
	LTE 71	QPSK20M	Right Side of Tablet	0	133297	1	0	Ant 0	1	24.00	23.29	1.18	0.15	0.039	0.05
	LTE 71	QPSK20M	Top Side of Tablet	0	133297	1	0	Ant 0	1	24.00	23.29	1.18	0	0.549	0.65
	LTE 71	QPSK20M	Bottom Side of Tablet	0	133297	1	0	Ant 0	1	24.00	23.29	1.18	0	<0.001	0.00
	LTE 71	QPSK20M	Bottom of Laptop	0	133297	50	0	Ant 0	1	23.00	22.25	1.19	0	<0.001	0.00
	LTE 71	QPSK20M	Rear Face of Tablet	0	133297	50	0	Ant 0	1	23.00	22.25	1.19	-0.1	0.044	0.05
	LTE 71	QPSK20M	Left Side of Tablet	0	133297	50	0	Ant 0	1	23.00	22.25	1.19	0	<0.001	0.00
	LTE 71	QPSK20M	Right Side of Tablet	0	133297	50	0	Ant 0	1	23.00	22.25	1.19	-0.11	0.025	0.03
	LTE 71	QPSK20M	Top Side of Tablet	0	133297	50	0	Ant 0	1	23.00	22.25	1.19	0.02	0.44	0.52
	LTE 71	QPSK20M	Bottom Side of Tablet	0	133297	50	0	Ant 0	1	23.00	22.25	1.19	0	<0.001	0.00
	LTE 71	QPSK20M	Top Side of Tablet	0	133297	100	0	Ant 0	1	23.00	22.22	1.20	-0.05	0.41	0.49
	LTE 71	QPSK20M	Top Side of Tablet	0	133222	1	0	Ant 0	1	24.00	23.27	1.18	0.13	0.595	0.70

Body SAR Test Result															
System & Position								DUT Configuration		SAR					
Plot No.	Band	Mode	Test Position	Separation Distance (mm)	Channel	RB#	RB offset	Ant Status	Battery	Max. Tune-up Power (dBm)	Measured Conducted Power (dBm)	Scaling Factor	Power Drift (dB)	Measured SAR-1g (W/kg)	Scaled SAR-1g (W/kg)
20	LTE 71	QPSK20M	Top Side of Tablet	0	133372	1	0	Ant 0	1	24.00	23.23	1.19	-0.01	0.676	0.80
	LTE 71	QPSK20M	Top Side of Tablet	0	133372	1	0	Ant 0	2	24.00	23.23	1.19	0.06	0.643	0.77

Body SAR Test Result

System & Position								DUT Configuration		SAR					
Plot No.	Band	Mode	Test Position	Separation Distance (mm)	Channel	RB#	RB offset	Ant Status	Battery	Max. Tune-up Power (dBm)	Measured Conducted Power (dBm)	Scaling Factor	Power Drift (dB)	Measured SAR-1g (W/kg)	Scaled SAR-1g (W/kg)
	5GNR-n2	QPSK20M	Bottom of Laptop	0	376000	1	1	Ant 0	1	18.50	18.45	1.01	0	<0.001	0.00
	5GNR-n2	QPSK20M	Rear Face of Tablet	0	376000	1	1	Ant 0	1	18.50	18.45	1.01	0.01	0.067	0.07
	5GNR-n2	QPSK20M	Left Side of Tablet	0	376000	1	1	Ant 0	1	18.50	18.45	1.01	0	<0.001	0.00
	5GNR-n2	QPSK20M	Right Side of Tablet	0	376000	1	1	Ant 0	1	18.50	18.45	1.01	-0.06	0.039	0.04
21	5GNR-n2	QPSK20M	Top Side of Tablet	0	376000	1	1	Ant 0	1	18.50	18.45	1.01	0.05	0.666	0.67
	5GNR-n2	QPSK20M	Bottom Side of Tablet	0	376000	1	1	Ant 0	1	18.50	18.45	1.01	0	<0.001	0.00
	5GNR-n2	QPSK20M	Bottom of Laptop	0	376000	50	28	Ant 0	1	18.50	18.40	1.02	0	<0.001	0.00
	5GNR-n2	QPSK20M	Rear Face of Tablet	0	376000	50	28	Ant 0	1	18.50	18.40	1.02	0.18	0.053	0.05
	5GNR-n2	QPSK20M	Left Side of Tablet	0	376000	50	28	Ant 0	1	18.50	18.40	1.02	0	<0.001	0.00
	5GNR-n2	QPSK20M	Right Side of Tablet	0	376000	50	28	Ant 0	1	18.50	18.40	1.02	0.17	0.031	0.03
	5GNR-n2	QPSK20M	Top Side of Tablet	0	376000	50	28	Ant 0	1	18.50	18.40	1.02	-0.18	0.524	0.53
	5GNR-n2	QPSK20M	Bottom Side of Tablet	0	376000	50	28	Ant 0	1	18.50	18.40	1.02	0	<0.001	0.00
	5GNR-n2	QPSK20M	Top Side of Tablet	0	372000	1	1	Ant 0	1	18.50	18.44	1.01	0.09	0.574	0.58
	5GNR-n2	QPSK20M	Top Side of Tablet	0	380000	1	1	Ant 0	1	18.50	18.35	1.04	0.1	0.488	0.51
	5GNR-n2	QPSK20M	Top Side of Tablet	0	376000	1	1	Ant 0	2	18.50	18.45	1.01	0.11	0.641	0.65
	5GNR-n5	QPSK20M	Bottom of Laptop	0	167800	1	1	Ant 0	1	20.50	20.41	1.02	0	<0.001	0.00
	5GNR-n5	QPSK20M	Rear Face of Tablet	0	167800	1	1	Ant 0	1	20.50	20.41	1.02	-0.16	0.071	0.07
	5GNR-n5	QPSK20M	Left Side of Tablet	0	167800	1	1	Ant 0	1	20.50	20.41	1.02	0	<0.001	0.00
	5GNR-n5	QPSK20M	Right Side of Tablet	0	167800	1	1	Ant 0	1	20.50	20.41	1.02	0	0.042	0.04
22	5GNR-n5	QPSK20M	Top Side of Tablet	0	167800	1	1	Ant 0	1	20.50	20.41	1.02	0.03	0.714	0.73
	5GNR-n5	QPSK20M	Bottom Side of Tablet	0	167800	1	1	Ant 0	1	20.50	20.41	1.02	0	<0.001	0.00
	5GNR-n5	QPSK20M	Bottom of Laptop	0	167800	50	28	Ant 0	1	20.50	20.31	1.04	0	<0.001	0.00
	5GNR-n5	QPSK20M	Rear Face of Tablet	0	167800	50	28	Ant 0	1	20.50	20.31	1.04	-0.09	0.068	0.07
	5GNR-n5	QPSK20M	Left Side of Tablet	0	167800	50	28	Ant 0	1	20.50	20.31	1.04	0	<0.001	0.00
	5GNR-n5	QPSK20M	Right Side of Tablet	0	167800	50	28	Ant 0	1	20.50	20.31	1.04	0.17	0.04	0.04
	5GNR-n5	QPSK20M	Top Side of Tablet	0	167800	50	28	Ant 0	1	20.50	20.31	1.04	0.19	0.694	0.72
	5GNR-n5	QPSK20M	Bottom Side of Tablet	0	167800	50	28	Ant 0	1	20.50	20.31	1.04	0	<0.001	0.00
	5GNR-n5	QPSK20M	Top Side of Tablet	0	166800	1	1	Ant 0	1	20.50	20.31	1.04	-0.09	0.697	0.72
	5GNR-n5	QPSK20M	Top Side of Tablet	0	167300	1	1	Ant 0	1	20.50	20.36	1.03	-0.16	0.701	0.72
	5GNR-n5	QPSK20M	Top Side of Tablet	0	167800	1	1	Ant 0	2	20.50	20.41	1.02	-0.08	0.685	0.70

Body SAR Test Result

System & Position								DUT Configuration		SAR					
Plot No.	Band	Mode	Test Position	Separation Distance (mm)	Channel	RB#	RB offset	Ant Status	Battery	Max. Tune-up Power (dBm)	Measured Conducted Power (dBm)	Scaling Factor	Power Drift (dB)	Measured SAR-1g (W/kg)	Scaled SAR-1g (W/kg)
	5GNR-n7	QPSK40M	Bottom of Laptop	0	507000	1	1	Ant 0	1	17.50	17.47	1.01	0	<0.001	0.00
	5GNR-n7	QPSK40M	Rear Face of Tablet	0	507000	1	1	Ant 0	1	17.50	17.47	1.01	0.15	0.076	0.08
	5GNR-n7	QPSK40M	Left Side of Tablet	0	507000	1	1	Ant 0	1	17.50	17.47	1.01	0	<0.001	0.00
	5GNR-n7	QPSK40M	Right Side of Tablet	0	507000	1	1	Ant 0	1	17.50	17.47	1.01	0.16	0.045	0.05
23	5GNR-n7	QPSK40M	Top Side of Tablet	0	507000	1	1	Ant 0	1	17.50	17.47	1.01	-0.01	0.773	0.78
	5GNR-n7	QPSK40M	Bottom Side of Tablet	0	507000	1	1	Ant 0	1	17.50	17.47	1.01	0	<0.001	0.00
	5GNR-n7	QPSK40M	Bottom of Laptop	0	507000	108	54	Ant 0	1	17.50	17.46	1.01	0	<0.001	0.00
	5GNR-n7	QPSK40M	Rear Face of Tablet	0	507000	108	54	Ant 0	1	17.50	17.46	1.01	0.12	0.068	0.07
	5GNR-n7	QPSK40M	Left Side of Tablet	0	507000	108	54	Ant 0	1	17.50	17.46	1.01	0	<0.001	0.00
	5GNR-n7	QPSK40M	Right Side of Tablet	0	507000	108	54	Ant 0	1	17.50	17.46	1.01	-0.16	0.04	0.04
	5GNR-n7	QPSK40M	Top Side of Tablet	0	507000	108	54	Ant 0	1	17.50	17.46	1.01	0.14	0.69	0.70
	5GNR-n7	QPSK40M	Bottom Side of Tablet	0	507000	108	54	Ant 0	1	17.50	17.46	1.01	0	<0.001	0.00
	5GNR-n7	QPSK40M	Top Side of Tablet	0	504000	1	1	Ant 0	1	17.50	17.36	1.03	-0.03	0.733	0.75
	5GNR-n7	QPSK40M	Top Side of Tablet	0	510000	1	1	Ant 0	1	17.50	17.41	1.02	-0.07	0.725	0.74
	5GNR-n7	QPSK40M	Top Side of Tablet	0	507000	1	1	Ant 0	2	17.50	17.47	1.01	0.05	0.745	0.75
	5GNR-n12	QPSK15M	Bottom of Laptop	0	141300	1	1	Ant 0	1	21.00	20.96	1.01	0	<0.001	0.00
	5GNR-n12	QPSK15M	Rear Face of Tablet	0	141300	1	1	Ant 0	1	21.00	20.96	1.01	0.12	0.074	0.07
	5GNR-n12	QPSK15M	Left Side of Tablet	0	141300	1	1	Ant 0	1	21.00	20.96	1.01	0	<0.001	0.00
	5GNR-n12	QPSK15M	Right Side of Tablet	0	141300	1	1	Ant 0	1	21.00	20.96	1.01	0.01	0.044	0.04
	5GNR-n12	QPSK15M	Top Side of Tablet	0	141300	1	1	Ant 0	1	21.00	20.96	1.01	-0.12	0.756	0.76
	5GNR-n12	QPSK15M	Bottom Side of Tablet	0	141300	1	1	Ant 0	1	21.00	20.96	1.01	0	<0.001	0.00

Body SAR Test Result															
System & Position								DUT Configuration		SAR					
Plot No.	Band	Mode	Test Position	Separation Distance (mm)	Channel	RB#	RB offset	Ant Status	Battery	Max. Tune-up Power (dBm)	Measured Conducted Power (dBm)	Scaling Factor	Power Drift (dB)	Measured SAR-1g (W/kg)	Scaled SAR-1g (W/kg)
	5GNR-n12	QPSK15M	Bottom of Laptop	0	141300	36	22	Ant 0	1	21.00	20.89	1.03	0	<0.001	0.00
	5GNR-n12	QPSK15M	Rear Face of Tablet	0	141300	36	22	Ant 0	1	21.00	20.89	1.03	0.06	0.072	0.07
	5GNR-n12	QPSK15M	Left Side of Tablet	0	141300	36	22	Ant 0	1	21.00	20.89	1.03	0	<0.001	0.00
	5GNR-n12	QPSK15M	Right Side of Tablet	0	141300	36	22	Ant 0	1	21.00	20.89	1.03	-0.08	0.041	0.04
	5GNR-n12	QPSK15M	Top Side of Tablet	0	141300	36	22	Ant 0	1	21.00	20.89	1.03	-0.15	0.728	0.75
	5GNR-n12	QPSK15M	Bottom Side of Tablet	0	141300	36	22	Ant 0	1	21.00	20.89	1.03	0	<0.001	0.00
	5GNR-n12	QPSK15M	Top Side of Tablet	0	141500	1	1	Ant 0	1	21.00	20.89	1.03	0.1	0.751	0.77
24	5GNR-n12	QPSK15M	Top Side of Tablet	0	141700	1	1	Ant 0	1	21.00	20.82	1.04	0.01	0.762	0.79
	5GNR-n12	QPSK15M	Top Side of Tablet	0	141700	1	1	Ant 0	2	21.00	20.82	1.04	0.06	0.741	0.77
	5GNR-n13	QPSK10M	Bottom of Laptop	0	156400	1	1	Ant 0	1	20.50	20.49	1.00	0	<0.001	0.00
	5GNR-n13	QPSK10M	Rear Face of Tablet	0	156400	1	1	Ant 0	1	20.50	20.49	1.00	-0.13	0.076	0.08
	5GNR-n13	QPSK10M	Left Side of Tablet	0	156400	1	1	Ant 0	1	20.50	20.49	1.00	0	<0.001	0.00
	5GNR-n13	QPSK10M	Right Side of Tablet	0	156400	1	1	Ant 0	1	20.50	20.49	1.00	-0.16	0.045	0.05
25	5GNR-n13	QPSK10M	Top Side of Tablet	0	156400	1	1	Ant 0	1	20.50	20.49	1.00	0.02	0.78	0.78
	5GNR-n13	QPSK10M	Bottom Side of Tablet	0	156400	1	1	Ant 0	1	20.50	20.49	1.00	0	<0.001	0.00
	5GNR-n13	QPSK10M	Bottom of Laptop	0	156400	25	14	Ant 0	1	20.50	20.43	1.02	0	<0.001	0.00
	5GNR-n13	QPSK10M	Rear Face of Tablet	0	156400	25	14	Ant 0	1	20.50	20.43	1.02	-0.09	0.072	0.07
	5GNR-n13	QPSK10M	Left Side of Tablet	0	156400	25	14	Ant 0	1	20.50	20.43	1.02	0	<0.001	0.00
	5GNR-n13	QPSK10M	Right Side of Tablet	0	156400	25	14	Ant 0	1	20.50	20.43	1.02	-0.14	0.042	0.04
	5GNR-n13	QPSK10M	Top Side of Tablet	0	156400	25	14	Ant 0	1	20.50	20.43	1.02	-0.02	0.727	0.74
	5GNR-n13	QPSK10M	Bottom Side of Tablet	0	156400	25	14	Ant 0	1	20.50	20.43	1.02	0	<0.001	0.00
	5GNR-n13	QPSK10M	Top Side of Tablet	0	156400	1	1	Ant 0	2	20.50	20.49	1.00	-0.14	0.756	0.76

Body SAR Test Result

System & Position								DUT Configuration		SAR					
Plot No.	Band	Mode	Test Position	Separation Distance (mm)	Channel	RB#	RB offset	Ant Status	Battery	Max. Tune-up Power (dBm)	Measured Conducted Power (dBm)	Scaling Factor	Power Drift (dB)	Measured SAR-1g (W/kg)	Scaled SAR-1g (W/kg)
	5GNR-n14	QPSK10M	Bottom of Laptop	0	158600	1	1	Ant 0	1	21.50	21.42	1.02	0	<0.001	0.00
	5GNR-n14	QPSK10M	Rear Face of Tablet	0	158600	1	1	Ant 0	1	21.50	21.42	1.02	-0.05	0.067	0.07
	5GNR-n14	QPSK10M	Left Side of Tablet	0	158600	1	1	Ant 0	1	21.50	21.42	1.02	0	<0.001	0.00
	5GNR-n14	QPSK10M	Right Side of Tablet	0	158600	1	1	Ant 0	1	21.50	21.42	1.02	0.11	0.04	0.04
26	5GNR-n14	QPSK10M	Top Side of Tablet	0	158600	1	1	Ant 0	1	21.50	21.42	1.02	-0.01	0.689	0.70
	5GNR-n14	QPSK10M	Bottom Side of Tablet	0	158600	1	1	Ant 0	1	21.50	21.42	1.02	0	<0.001	0.00
	5GNR-n14	QPSK10M	Bottom of Laptop	0	158600	25	14	Ant 0	1	21.50	21.36	1.03	0	<0.001	0.00
	5GNR-n14	QPSK10M	Rear Face of Tablet	0	158600	25	14	Ant 0	1	21.50	21.36	1.03	0.01	0.063	0.06
	5GNR-n14	QPSK10M	Left Side of Tablet	0	158600	25	14	Ant 0	1	21.50	21.36	1.03	0	<0.001	0.00
	5GNR-n14	QPSK10M	Right Side of Tablet	0	158600	25	14	Ant 0	1	21.50	21.36	1.03	-0.09	0.037	0.04
	5GNR-n14	QPSK10M	Top Side of Tablet	0	158600	25	14	Ant 0	1	21.50	21.36	1.03	0.1	0.643	0.66
	5GNR-n14	QPSK10M	Bottom Side of Tablet	0	158600	25	14	Ant 0	1	21.50	21.36	1.03	0	<0.001	0.00
	5GNR-n14	QPSK10M	Top Side of Tablet	0	158600	1	1	Ant 0	2	21.50	21.42	1.02	-0.16	0.668	0.68
	5GNR-n25	QPSK40M	Bottom of Laptop	0	374000	1	1	Ant 0	1	19.00	18.78	1.05	0	<0.001	0.00
	5GNR-n25	QPSK40M	Rear Face of Tablet	0	374000	1	1	Ant 0	1	19.00	18.78	1.05	-0.19	0.071	0.07
	5GNR-n25	QPSK40M	Left Side of Tablet	0	374000	1	1	Ant 0	1	19.00	18.78	1.05	0	<0.001	0.00
	5GNR-n25	QPSK40M	Right Side of Tablet	0	374000	1	1	Ant 0	1	19.00	18.78	1.05	0.08	0.042	0.04
27	5GNR-n25	QPSK40M	Top Side of Tablet	0	374000	1	1	Ant 0	1	19.00	18.78	1.05	-0.04	0.724	0.76
	5GNR-n25	QPSK40M	Bottom Side of Tablet	0	374000	1	1	Ant 0	1	19.00	18.78	1.05	0	<0.001	0.00
	5GNR-n25	QPSK40M	Bottom of Laptop	0	374000	108	54	Ant 0	1	19.00	18.74	1.06	0	<0.001	0.00
	5GNR-n25	QPSK40M	Rear Face of Tablet	0	374000	108	54	Ant 0	1	19.00	18.74	1.06	0.01	0.06	0.06
	5GNR-n25	QPSK40M	Left Side of Tablet	0	374000	108	54	Ant 0	1	19.00	18.74	1.06	0	<0.001	0.00
	5GNR-n25	QPSK40M	Right Side of Tablet	0	374000	108	54	Ant 0	1	19.00	18.74	1.06	-0.13	0.035	0.04
	5GNR-n25	QPSK40M	Top Side of Tablet	0	374000	108	54	Ant 0	1	19.00	18.74	1.06	-0.11	0.611	0.65
	5GNR-n25	QPSK40M	Bottom Side of Tablet	0	374000	108	54	Ant 0	1	19.00	18.74	1.06	0	<0.001	0.00
	5GNR-n25	QPSK40M	Top Side of Tablet	0	376500	1	1	Ant 0	1	19.00	18.66	1.08	-0.04	0.664	0.72
	5GNR-n25	QPSK40M	Top Side of Tablet	0	379000	1	1	Ant 0	1	19.00	18.60	1.10	0.11	0.599	0.66
	5GNR-n25	QPSK40M	Top Side of Tablet	0	374000	1	1	Ant 0	2	19.00	18.78	1.05	0.13	0.658	0.69

Body SAR Test Result															
System & Position								DUT Configuration		SAR					
Plot No.	Band	Mode	Test Position	Separation Distance (mm)	Channel	RB#	RB offset	Ant Status	Battery	Max. Tune-up Power (dBm)	Measured Conducted Power (dBm)	Scaling Factor	Power Drift (dB)	Measured SAR-1g (W/kg)	Scaled SAR-1g (W/kg)
	5GNR-n26	QPSK20M	Bottom of Laptop	0	167800	1	1	Ant 0	1	21.00	20.99	1.00	0	<0.001	0.00
	5GNR-n26	QPSK20M	Rear Face of Tablet	0	167800	1	1	Ant 0	1	21.00	20.99	1.00	0.13	0.065	0.07
	5GNR-n26	QPSK20M	Left Side of Tablet	0	167800	1	1	Ant 0	1	21.00	20.99	1.00	0	<0.001	0.00
	5GNR-n26	QPSK20M	Right Side of Tablet	0	167800	1	1	Ant 0	1	21.00	20.99	1.00	-0.09	0.038	0.04
28	5GNR-n26	QPSK20M	Top Side of Tablet	0	167800	1	1	Ant 0	1	21.00	20.99	1.00	0.05	0.701	0.70
	5GNR-n26	QPSK20M	Bottom Side of Tablet	0	167800	1	1	Ant 0	1	21.00	20.99	1.00	0	<0.001	0.00
	5GNR-n26	QPSK20M	Bottom of Laptop	0	167800	50	28	Ant 0	1	21.00	20.92	1.02	0	<0.001	0.00
	5GNR-n26	QPSK20M	Rear Face of Tablet	0	167800	50	28	Ant 0	1	21.00	20.92	1.02	-0.16	0.062	0.06
	5GNR-n26	QPSK20M	Left Side of Tablet	0	167800	50	28	Ant 0	1	21.00	20.92	1.02	0	<0.001	0.00
	5GNR-n26	QPSK20M	Right Side of Tablet	0	167800	50	28	Ant 0	1	21.00	20.92	1.02	-0.07	0.037	0.04
	5GNR-n26	QPSK20M	Top Side of Tablet	0	167800	50	28	Ant 0	1	21.00	20.92	1.02	-0.13	0.629	0.64
	5GNR-n26	QPSK20M	Bottom Side of Tablet	0	167800	50	28	Ant 0	1	21.00	20.92	1.02	0	<0.001	0.00
	5GNR-n26	QPSK20M	Top Side of Tablet	0	164800	1	1	Ant 0	1	21.00	20.95	1.01	0.05	0.676	0.68
	5GNR-n26	QPSK20M	Top Side of Tablet	0	166300	1	1	Ant 0	1	21.00	20.91	1.02	-0.14	0.671	0.68
	5GNR-n26	QPSK20M	Top Side of Tablet	0	167800	1	1	Ant 0	2	21.00	20.99	1.00	0.06	0.652	0.65
	5GNR-n38	QPSK40M	Bottom of Laptop	0	518000	1	1	Ant 2	1	22.00	21.95	1.01	0	<0.001	0.00
	5GNR-n38	QPSK40M	Rear Face of Tablet	0	518000	1	1	Ant 2	1	22.00	21.95	1.01	0	<0.001	0.00
	5GNR-n38	QPSK40M	Left Side of Tablet	0	518000	1	1	Ant 2	1	22.00	21.95	1.01	-0.15	0.04	0.04
	5GNR-n38	QPSK40M	Right Side of Tablet	0	518000	1	1	Ant 2	1	22.00	21.95	1.01	0	<0.001	0.00
	5GNR-n38	QPSK40M	Top Side of Tablet	0	518000	1	1	Ant 2	1	22.00	21.95	1.01	0.01	0.618	0.62
	5GNR-n38	QPSK40M	Bottom Side of Tablet	0	518000	1	1	Ant 2	1	22.00	21.95	1.01	0	<0.001	0.00

Body SAR Test Result															
System & Position								DUT Configuration		SAR					
Plot No.	Band	Mode	Test Position	Separation Distance (mm)	Channel	RB#	RB offset	Ant Status	Battery	Max. Tune-up Power (dBm)	Measured Conducted Power (dBm)	Scaling Factor	Power Drift (dB)	Measured SAR-1g (W/kg)	Scaled SAR-1g (W/kg)
	5GNR-n38	QPSK20M	Bottom of Laptop	0	516000	1	1	Ant 0+2	1	22.00	21.08	1.24	0	<0.001	0.00
	5GNR-n38	QPSK20M	Rear Face of Tablet	0	516000	1	1	Ant 0+2	1	22.00	21.08	1.24	0	<0.001	0.00
	5GNR-n38	QPSK20M	Left Side of Tablet	0	516000	1	1	Ant 0+2	1	22.00	21.08	1.24	-0.15	0.024	0.03
	5GNR-n38	QPSK20M	Right Side of Tablet	0	516000	1	1	Ant 0+2	1	22.00	21.08	1.24	-0.09	0.082	0.10
	5GNR-n38	QPSK20M	Top Side of Tablet	0	516000	1	1	Ant 0+2	1	22.00	21.08	1.24	-0.09	0.334	0.41
	5GNR-n38	QPSK20M	Bottom Side of Tablet	0	516000	1	1	Ant 0+2	1	22.00	21.08	1.24	0	<0.001	0.00
	5GNR-n38	QPSK40M	Bottom of Laptop	0	518000	50	28	Ant 2	1	22.00	21.87	1.03	0	<0.001	0.00
	5GNR-n38	QPSK40M	Rear Face of Tablet	0	518000	50	28	Ant 2	1	22.00	21.87	1.03	0	<0.001	0.00
	5GNR-n38	QPSK40M	Left Side of Tablet	0	518000	50	28	Ant 2	1	22.00	21.87	1.03	0.18	0.027	0.03
	5GNR-n38	QPSK40M	Right Side of Tablet	0	518000	50	28	Ant 2	1	22.00	21.87	1.03	0	<0.001	0.00
	5GNR-n38	QPSK40M	Top Side of Tablet	0	518000	50	28	Ant 2	1	22.00	21.87	1.03	-0.02	0.551	0.57
	5GNR-n38	QPSK40M	Bottom Side of Tablet	0	518000	50	28	Ant 2	1	22.00	21.87	1.03	0	<0.001	0.00
	5GNR-n38	QPSK20M	Bottom of Laptop	0	516000	25	13	Ant 0+2	1	22.00	20.85	1.30	0	<0.001	0.00
	5GNR-n38	QPSK20M	Rear Face of Tablet	0	516000	25	13	Ant 0+2	1	22.00	20.85	1.30	0	<0.001	0.00
	5GNR-n38	QPSK20M	Left Side of Tablet	0	516000	25	13	Ant 0+2	1	22.00	20.85	1.30	0	0.017	0.02
	5GNR-n38	QPSK20M	Right Side of Tablet	0	516000	25	13	Ant 0+2	1	22.00	20.85	1.30	-0.19	0.065	0.08
	5GNR-n38	QPSK20M	Top Side of Tablet	0	516000	25	13	Ant 0+2	1	22.00	20.85	1.30	-0.02	0.308	0.40
	5GNR-n38	QPSK20M	Bottom Side of Tablet	0	516000	25	13	Ant 0+2	1	22.00	20.85	1.30	0	<0.001	0.00
29	5GNR-n38	QPSK40M	Top Side of Tablet	0	519000	1	1	Ant 2	1	22.00	21.90	1.02	-0.02	0.657	0.67
	5GNR-n38	QPSK40M	Top Side of Tablet	0	520000	1	1	Ant 2	1	22.00	21.87	1.03	0.03	0.633	0.65
	5GNR-n38	QPSK40M	Top Side of Tablet	0	519000	1	1	Ant 2	2	22.00	21.90	1.02	0.06	0.626	0.64

Body SAR Test Result

System & Position								DUT Configuration		SAR					
Plot No.	Band	Mode	Test Position	Separation Distance (mm)	Channel	RB#	RB offset	Ant Status	Battery	Max. Tune-up Power (dBm)	Measured Conducted Power (dBm)	Scaling Factor	Power Drift (dB)	Measured SAR-1g (W/kg)	Scaled SAR-1g (W/kg)
	5GNR-n41	QPSK100M	Bottom of Laptop	0	518598	1	1	Ant 2	1	22.00	21.85	1.04	0	<0.001	0.00
	5GNR-n41	QPSK100M	Rear Face of Tablet	0	518598	1	1	Ant 2	1	22.00	21.85	1.04	0	<0.001	0.00
	5GNR-n41	QPSK100M	Left Side of Tablet	0	518598	1	1	Ant 2	1	22.00	21.85	1.04	0.16	0.044	0.05
	5GNR-n41	QPSK100M	Right Side of Tablet	0	518598	1	1	Ant 2	1	22.00	21.85	1.04	0	<0.001	0.00
30	5GNR-n41	QPSK100M	Top Side of Tablet	0	518598	1	1	Ant 2	1	22.00	21.85	1.04	-0.03	0.677	0.70
	5GNR-n41	QPSK100M	Bottom Side of Tablet	0	518598	1	1	Ant 2	1	22.00	21.85	1.04	0	<0.001	0.00
	5GNR-n41	QPSK100M	Bottom of Laptop	0	518598	1	1	Ant 0+2	1	22.00	21.49	1.12	0	<0.001	0.00
	5GNR-n41	QPSK100M	Rear Face of Tablet	0	518598	1	1	Ant 0+2	1	22.00	21.49	1.12	0	<0.001	0.00
	5GNR-n41	QPSK100M	Left Side of Tablet	0	518598	1	1	Ant 0+2	1	22.00	21.49	1.12	-0.11	0.017	0.02
	5GNR-n41	QPSK100M	Right Side of Tablet	0	518598	1	1	Ant 0+2	1	22.00	21.49	1.12	-0.03	0.033	0.04
	5GNR-n41	QPSK100M	Top Side of Tablet	0	518598	1	1	Ant 0+2	1	22.00	21.49	1.12	0.18	0.256	0.29
	5GNR-n41	QPSK100M	Bottom Side of Tablet	0	518598	1	1	Ant 0+2	1	22.00	21.49	1.12	0	<0.001	0.00
	5GNR-n41	QPSK100M	Bottom of Laptop	0	518598	135	69	Ant 2	1	22.00	21.81	1.04	0	<0.001	0.00
	5GNR-n41	QPSK100M	Rear Face of Tablet	0	518598	135	69	Ant 2	1	22.00	21.81	1.04	0	<0.001	0.00
	5GNR-n41	QPSK100M	Left Side of Tablet	0	518598	135	69	Ant 2	1	22.00	21.81	1.04	-0.08	0.032	0.03
	5GNR-n41	QPSK100M	Right Side of Tablet	0	518598	135	69	Ant 2	1	22.00	21.81	1.04	0	<0.001	0.00
	5GNR-n41	QPSK100M	Top Side of Tablet	0	518598	135	69	Ant 2	1	22.00	21.81	1.04	0.19	0.504	0.52
	5GNR-n41	QPSK100M	Bottom Side of Tablet	0	518598	135	69	Ant 2	1	22.00	21.81	1.04	0	<0.001	0.00
	5GNR-n41	QPSK100M	Bottom of Laptop	0	518598	135	69	Ant 0+2	1	22.00	21.32	1.17	0	<0.001	0.00
	5GNR-n41	QPSK100M	Rear Face of Tablet	0	518598	135	69	Ant 0+2	1	22.00	21.32	1.17	0	<0.001	0.00
	5GNR-n41	QPSK100M	Left Side of Tablet	0	518598	135	69	Ant 0+2	1	22.00	21.32	1.17	-0.16	0.012	0.01
	5GNR-n41	QPSK100M	Right Side of Tablet	0	518598	135	69	Ant 0+2	1	22.00	21.32	1.17	-0.12	0.026	0.03
	5GNR-n41	QPSK100M	Top Side of Tablet	0	518598	135	69	Ant 0+2	1	22.00	21.32	1.17	0.11	0.238	0.28
	5GNR-n41	QPSK100M	Bottom Side of Tablet	0	518598	135	69	Ant 0+2	1	22.00	21.32	1.17	0	<0.001	0.00
	5GNR-n41	QPSK100M	Top Side of Tablet	0	509202	1	1	Ant 2	1	22.00	21.47	1.13	-0.05	0.46	0.52
	5GNR-n41	QPSK100M	Top Side of Tablet	0	513900	1	1	Ant 2	1	22.00	21.76	1.06	0.01	0.599	0.63
	5GNR-n41	QPSK100M	Top Side of Tablet	0	523302	1	1	Ant 2	1	22.00	21.81	1.04	0.07	0.566	0.59
	5GNR-n41	QPSK100M	Top Side of Tablet	0	528000	1	1	Ant 2	1	22.00	21.68	1.08	-0.1	0.493	0.53
	5GNR-n41	QPSK100M	Top Side of Tablet	0	518598	1	1	Ant 2	2	22.00	21.85	1.04	-0.14	0.616	0.64

Body SAR Test Result

System & Position								DUT Configuration		SAR					
Plot No.	Band	Mode	Test Position	Separation Distance (mm)	Channel	RB#	RB offset	Ant Status	Battery	Max. Tune-up Power (dBm)	Measured Conducted Power (dBm)	Scaling Factor	Power Drift (dB)	Measured SAR-1g (W/kg)	Scaled SAR-1g (W/kg)
	5GNR-n48	QPSK40M	Bottom of Laptop	0	638000	1	1	Ant 3	1	19.50	19.04	1.11	0	<0.001	0.00
	5GNR-n48	QPSK40M	Rear Face of Tablet	0	638000	1	1	Ant 3	1	19.50	19.04	1.11	0	<0.001	0.00
31	5GNR-n48	QPSK40M	Left Side of Tablet	0	638000	1	1	Ant 3	1	19.50	19.04	1.11	-0.02	0.307	0.34
	5GNR-n48	QPSK40M	Right Side of Tablet	0	638000	1	1	Ant 3	1	19.50	19.04	1.11	0	<0.001	0.00
	5GNR-n48	QPSK40M	Top Side of Tablet	0	638000	1	1	Ant 3	1	19.50	19.04	1.11	0	<0.001	0.00
	5GNR-n48	QPSK40M	Bottom Side of Tablet	0	638000	1	1	Ant 3	1	19.50	19.04	1.11	0.17	0.016	0.02
	5GNR-n48	QPSK40M	Bottom of Laptop	0	638000	1	1	Ant 1+3	1	19.50	18.61	1.23	0	<0.001	0.00
	5GNR-n48	QPSK40M	Rear Face of Tablet	0	638000	1	1	Ant 1+3	1	19.50	18.61	1.23	0	<0.001	0.00
	5GNR-n48	QPSK40M	Left Side of Tablet	0	638000	1	1	Ant 1+3	1	19.50	18.61	1.23	0.13	0.011	0.01
	5GNR-n48	QPSK40M	Right Side of Tablet	0	638000	1	1	Ant 1+3	1	19.50	18.61	1.23	0.19	0.227	0.28
	5GNR-n48	QPSK40M	Top Side of Tablet	0	638000	1	1	Ant 1+3	1	19.50	18.61	1.23	0	<0.001	0.00
	5GNR-n48	QPSK40M	Bottom Side of Tablet	0	638000	1	1	Ant 1+3	1	19.50	18.61	1.23	0	<0.001	0.00
	5GNR-n48	QPSK40M	Bottom of Laptop	0	638000	50	28	Ant 3	1	19.50	18.98	1.13	0	<0.001	0.00
	5GNR-n48	QPSK40M	Rear Face of Tablet	0	638000	50	28	Ant 3	1	19.50	18.98	1.13	0	<0.001	0.00
	5GNR-n48	QPSK40M	Left Side of Tablet	0	638000	50	28	Ant 3	1	19.50	18.98	1.13	0.01	0.256	0.29
	5GNR-n48	QPSK40M	Right Side of Tablet	0	638000	50	28	Ant 3	1	19.50	18.98	1.13	0	<0.001	0.00
	5GNR-n48	QPSK40M	Top Side of Tablet	0	638000	50	28	Ant 3	1	19.50	18.98	1.13	-0.14	0.011	0.01
	5GNR-n48	QPSK40M	Bottom Side of Tablet	0	638000	50	28	Ant 3	1	19.50	18.98	1.13	0	<0.001	0.00
	5GNR-n48	QPSK40M	Bottom of Laptop	0	638000	50	28	Ant 1+3	1	19.50	18.35	1.30	0	<0.001	0.00
	5GNR-n48	QPSK40M	Rear Face of Tablet	0	638000	50	28	Ant 1+3	1	19.50	18.35	1.30	0	<0.001	0.00
	5GNR-n48	QPSK40M	Left Side of Tablet	0	638000	50	28	Ant 1+3	1	19.50	18.35	1.30	-0.19	0.01	0.01
	5GNR-n48	QPSK40M	Right Side of Tablet	0	638000	50	28	Ant 1+3	1	19.50	18.35	1.30	0.09	0.188	0.24
	5GNR-n48	QPSK40M	Top Side of Tablet	0	638000	50	28	Ant 1+3	1	19.50	18.35	1.30	0	<0.001	0.00
	5GNR-n48	QPSK40M	Bottom Side of Tablet	0	638000	50	28	Ant 1+3	1	19.50	18.35	1.30	0	<0.001	0.00
	5GNR-n48	QPSK40M	Left Side of Tablet	0	640444	1	1	Ant 3	1	19.50	18.93	1.14	0.02	0.231	0.26
	5GNR-n48	QPSK40M	Left Side of Tablet	0	642888	1	1	Ant 3	1	19.50	18.91	1.15	-0.11	0.21	0.24
	5GNR-n48	QPSK40M	Left Side of Tablet	0	645332	1	1	Ant 3	1	19.50	18.82	1.17	-0.02	0.185	0.22
	5GNR-n48	QPSK40M	Left Side of Tablet	0	638000	1	1	Ant 3	2	19.50	19.04	1.11	-0.18	0.295	0.33

Body SAR Test Result

System & Position								DUT Configuration		SAR					
Plot No.	Band	Mode	Test Position	Separation Distance (mm)	Channel	RB#	RB offset	Ant Status	Battery	Max. Tune-up Power (dBm)	Measured Conducted Power (dBm)	Scaling Factor	Power Drift (dB)	Measured SAR-1g (W/kg)	Scaled SAR-1g (W/kg)
	5GNR-n66	QPSK40M	Bottom of Laptop	0	349000	1	1	Ant 0	1	15.00	14.82	1.04	0	<0.001	0.00
	5GNR-n66	QPSK40M	Rear Face of Tablet	0	349000	1	1	Ant 0	1	15.00	14.82	1.04	0.15	0.062	0.06
	5GNR-n66	QPSK40M	Left Side of Tablet	0	349000	1	1	Ant 0	1	15.00	14.82	1.04	0	<0.001	0.00
	5GNR-n66	QPSK40M	Right Side of Tablet	0	349000	1	1	Ant 0	1	15.00	14.82	1.04	0.14	0.036	0.04
	5GNR-n66	QPSK40M	Top Side of Tablet	0	349000	1	1	Ant 0	1	15.00	14.82	1.04	-0.01	0.629	0.65
	5GNR-n66	QPSK40M	Bottom Side of Tablet	0	349000	1	1	Ant 0	1	15.00	14.82	1.04	0	<0.001	0.00
	5GNR-n66	QPSK40M	Bottom of Laptop	0	349000	108	54	Ant 0	1	15.00	14.58	1.10	0	<0.001	0.00
	5GNR-n66	QPSK40M	Rear Face of Tablet	0	349000	108	54	Ant 0	1	15.00	14.58	1.10	0.17	0.049	0.05
	5GNR-n66	QPSK40M	Left Side of Tablet	0	349000	108	54	Ant 0	1	15.00	14.58	1.10	0	<0.001	0.00
	5GNR-n66	QPSK40M	Right Side of Tablet	0	349000	108	54	Ant 0	1	15.00	14.58	1.10	-0.02	0.028	0.03
	5GNR-n66	QPSK40M	Top Side of Tablet	0	349000	108	54	Ant 0	1	15.00	14.58	1.10	0.13	0.492	0.54
	5GNR-n66	QPSK40M	Bottom Side of Tablet	0	349000	108	54	Ant 0	1	15.00	14.58	1.10	0	<0.001	0.00
32	5GNR-n66	QPSK40M	Top Side of Tablet	0	346000	1	1	Ant 0	1	15.00	14.78	1.05	-0.01	0.743	0.78
	5GNR-n66	QPSK40M	Top Side of Tablet	0	352000	1	1	Ant 0	1	15.00	14.69	1.07	0.15	0.659	0.71
	5GNR-n66	QPSK40M	Top Side of Tablet	0	346000	1	1	Ant 0	2	15.00	14.78	1.05	-0.11	0.692	0.73
	5GNR-n71	QPSK30M	Bottom of Laptop	0	136100	1	1	Ant 0	1	19.50	19.46	1.01	0	<0.001	0.00
	5GNR-n71	QPSK30M	Rear Face of Tablet	0	136100	1	1	Ant 0	1	19.50	19.46	1.01	-0.14	0.059	0.06
	5GNR-n71	QPSK30M	Left Side of Tablet	0	136100	1	1	Ant 0	1	19.50	19.46	1.01	0	<0.001	0.00
	5GNR-n71	QPSK30M	Right Side of Tablet	0	136100	1	1	Ant 0	1	19.50	19.46	1.01	-0.13	0.034	0.03
	5GNR-n71	QPSK30M	Top Side of Tablet	0	136100	1	1	Ant 0	1	19.50	19.46	1.01	0.04	0.594	0.60
	5GNR-n71	QPSK30M	Bottom Side of Tablet	0	136100	1	1	Ant 0	1	19.50	19.46	1.01	0	<0.001	0.00
	5GNR-n71	QPSK30M	Bottom of Laptop	0	136100	80	40	Ant 0	1	19.50	19.37	1.03	0	<0.001	0.00
	5GNR-n71	QPSK30M	Rear Face of Tablet	0	136100	80	40	Ant 0	1	19.50	19.37	1.03	-0.13	0.053	0.05
	5GNR-n71	QPSK30M	Left Side of Tablet	0	136100	80	40	Ant 0	1	19.50	19.37	1.03	0	<0.001	0.00
	5GNR-n71	QPSK30M	Right Side of Tablet	0	136100	80	40	Ant 0	1	19.50	19.37	1.03	-0.17	0.031	0.03
	5GNR-n71	QPSK30M	Top Side of Tablet	0	136100	80	40	Ant 0	1	19.50	19.37	1.03	-0.09	0.539	0.56
	5GNR-n71	QPSK30M	Bottom Side of Tablet	0	136100	80	40	Ant 0	1	19.50	19.37	1.03	0	<0.001	0.00
	5GNR-n71	QPSK30M	Top Side of Tablet	0	135600	1	1	Ant 0	1	19.50	19.37	1.03	0.15	0.579	0.60
33	5GNR-n71	QPSK30M	Top Side of Tablet	0	136600	1	1	Ant 0	1	19.50	19.40	1.02	0.05	0.632	0.64
	5GNR-n71	QPSK30M	Top Side of Tablet	0	136600	1	1	Ant 0	2	19.50	19.40	1.02	0.06	0.614	0.63

Body SAR Test Result															
System & Position								DUT Configuration		SAR					
Plot No.	Band	Mode	Test Position	Separation Distance (mm)	Channel	RB#	RB offset	Ant Status	Battery	Max. Tune-up Power (dBm)	Measured Conducted Power (dBm)	Scaling Factor	Power Drift (dB)	Measured SAR-1g (W/kg)	Scaled SAR-1g (W/kg)
	5GNR-n77	QPSK100M	Bottom of Laptop	0	659000	1	1	Ant 3	1	19.50	19.35	1.04	0	<0.001	0.00
	5GNR-n77	QPSK100M	Rear Face of Tablet	0	659000	1	1	Ant 3	1	19.50	19.35	1.04	0	<0.001	0.00
	5GNR-n77	QPSK100M	Left Side of Tablet	0	659000	1	1	Ant 3	1	19.50	19.35	1.04	0.16	0.102	0.11
	5GNR-n77	QPSK100M	Right Side of Tablet	0	659000	1	1	Ant 3	1	19.50	19.35	1.04	0	<0.001	0.00
	5GNR-n77	QPSK100M	Top Side of Tablet	0	659000	1	1	Ant 3	1	19.50	19.35	1.04	0	<0.001	0.00
	5GNR-n77	QPSK100M	Bottom Side of Tablet	0	659000	1	1	Ant 3	1	19.50	19.35	1.04	0	<0.001	0.00
	5GNR-n77	QPSK100M	Bottom of Laptop	0	659000	1	1	Ant 1+3	1	19.50	18.83	1.17	0	<0.001	0.00
	5GNR-n77	QPSK100M	Rear Face of Tablet	0	659000	1	1	Ant 1+3	1	19.50	18.83	1.17	0	<0.001	0.00
	5GNR-n77	QPSK100M	Left Side of Tablet	0	659000	1	1	Ant 1+3	1	19.50	18.83	1.17	0.08	0.059	0.07
	5GNR-n77	QPSK100M	Right Side of Tablet	0	659000	1	1	Ant 1+3	1	19.50	18.83	1.17	-0.13	0.093	0.11
	5GNR-n77	QPSK100M	Top Side of Tablet	0	659000	1	1	Ant 1+3	1	19.50	18.83	1.17	0	<0.001	0.00
	5GNR-n77	QPSK100M	Bottom Side of Tablet	0	659000	1	1	Ant 1+3	1	19.50	18.83	1.17	0	<0.001	0.00
	5GNR-n77	QPSK100M	Bottom of Laptop	0	659000	135	69	Ant 3	1	19.50	19.28	1.05	0	<0.001	0.00
	5GNR-n77	QPSK100M	Rear Face of Tablet	0	659000	135	69	Ant 3	1	19.50	19.28	1.05	0	<0.001	0.00
	5GNR-n77	QPSK100M	Left Side of Tablet	0	659000	135	69	Ant 3	1	19.50	19.28	1.05	0.13	0.072	0.08
	5GNR-n77	QPSK100M	Right Side of Tablet	0	659000	135	69	Ant 3	1	19.50	19.28	1.05	0	<0.001	0.00
	5GNR-n77	QPSK100M	Top Side of Tablet	0	659000	135	69	Ant 3	1	19.50	19.28	1.05	0	<0.001	0.00
	5GNR-n77	QPSK100M	Bottom Side of Tablet	0	659000	135	69	Ant 3	1	19.50	19.28	1.05	0	<0.001	0.00
	5GNR-n77	QPSK100M	Bottom of Laptop	0	659000	135	69	Ant 1+3	1	19.50	18.60	1.23	0	<0.001	0.00
	5GNR-n77	QPSK100M	Rear Face of Tablet	0	659000	135	69	Ant 1+3	1	19.50	18.60	1.23	0	<0.001	0.00
	5GNR-n77	QPSK100M	Left Side of Tablet	0	659000	135	69	Ant 1+3	1	19.50	18.60	1.23	0	0.054	0.07
	5GNR-n77	QPSK100M	Right Side of Tablet	0	659000	135	69	Ant 1+3	1	19.50	18.60	1.23	0.02	0.09	0.11
	5GNR-n77	QPSK100M	Top Side of Tablet	0	659000	135	69	Ant 1+3	1	19.50	18.60	1.23	0	<0.001	0.00
	5GNR-n77	QPSK100M	Bottom Side of Tablet	0	659000	135	69	Ant 1+3	1	19.50	18.60	1.23	0	<0.001	0.00
34	5GNR-n77	QPSK100M	Left Side of Tablet	0	633334	1	1	Ant 3	1	19.50	19.31	1.04	0.01	0.734	0.76
	5GNR-n77	QPSK100M	Left Side of Tablet	0	650000	1	1	Ant 3	1	19.50	19.10	1.10	0.14	0.161	0.18
	5GNR-n77	QPSK100M	Left Side of Tablet	0	653000	1	1	Ant 3	1	19.50	19.18	1.08	-0.03	0.074	0.08
	5GNR-n77	QPSK100M	Left Side of Tablet	0	656000	1	1	Ant 3	1	19.50	18.98	1.13	-0.17	0.083	0.09
	5GNR-n77	QPSK100M	Left Side of Tablet	0	662000	1	1	Ant 3	1	19.50	19.16	1.08	0.08	0.095	0.10
	5GNR-n77	QPSK100M	Left Side of Tablet	0	633334	1	1	Ant 3	2	19.50	19.31	1.04	-0.12	0.704	0.73

Body SAR Test Result

System & Position						DUT Configuration		SAR										Power Density								
Plot No.	Band	Mode	Test Position	Separation Distance (mm)	Channel	Ant Status	Battery	Duty Cycle	Crest Factor	Max. Tune-up Power (dBm)	Measured Conducted Power (dBm)	Scaling Factor	Power Drift (dB)	Measured SAR-1g (W/kg)	Scaled SAR-1g (W/kg)	Measured APD W/m^2 (4cm^2)	Scaled APD W/m^2 (4cm^2)	Grid Step [λ]	iPD [W/m2]	Scaling Factor for Measurement Uncertainty	Averaging Area [cm2]	Power Drift [dB]	Normal psPD [W/m2]	Scaled Normal psPD [W/m2]	Total psPD [W/m2]	Scaled Total psPD [W/m2]
36	WLAN2.4G	802.11b	Right Side	0	11	Ant 1	1	99.50	1.01	18.50	17.66	1.21	0.04	0.451	0.55	-	-									
37	WLAN5.3G	802.11ac VHT160	Right Side	0	50	Ant 1	1	98.70	1.01	15.50	15.34	1.04	-0.03	1.05	1.10	-	-									
	WLAN5.3G	802.11ac VHT160	Right Side	0	50	Ant 1	1	98.70	1.01	15.50	15.34	1.04	-0.18	0.998	1.05	-	-									
38	WLAN5.6G	802.11ac VHT160	Right Side	0	114	Ant 1	1	98.70	1.01	13.50	13.07	1.10	0.13	0.896	1.00	-	-									
	WLAN5.6G	802.11ac VHT160	Right Side	0	114	Ant 1	1	98.70	1.01	13.50	13.07	1.10	-0.16	0.851	0.95	-	-									
40	WLAN5.8G	802.11ac VHT80	Right Side	0	155	Ant 1	1	97.80	1.02	14.50	14.32	1.04	0.02	0.99	1.05	-	-									
	WLAN5.8G	802.11ac VHT80	Right Side	0	155	Ant 1	1	97.80	1.02	14.50	14.32	1.04	-0.15	0.948	1.01	-	-									
41	WLAN5.9G	802.11ac VHT160	Right Side	0	163	Ant 1	1	98.70	1.01	13.50	13.43	1.02	-0.16	0.922	0.95	-	-									
	WLAN5.9G	802.11ac VHT160	Right Side	0	163	Ant 1	1	98.70	1.01	13.50	13.43	1.02	-0.04	0.885	0.91	-	-									
42	BT	BDR	Right Side	0	39	Ant 1	1	76.80	1.30	15.25	14.82	1.10	-0.04	0.17	0.24	-	-									
43	UNII-5	802.11ax HE160	Right Side	0	15	Ant 1	1	98.80	1.01	10.50	10.33	1.04	-0.11	0.526	0.55	3.16	3.32	0.0502	17.00	1.545	4	-0.08	3.01	4.88	4.46	7.24

Appendix G. SAR Measurement Variability

SAR repeated measurement are shown as below.

Repeated SAR							
Plot	Band	Mode	Test Position	Ch.	Original Measured SAR-1g (W/kg)	1st Repeated SAR-1g (W/kg)	L/S Ratio
R37	WLAN5.3G	802.11ac VHT160	Right Side	50	1.05	0.998	1.05
R38	WLAN5.6G	802.11ac VHT160	Right Side	114	0.896	0.851	1.05
R40	WLAN5.8G	802.11ac VHT80	Right Side	155	0.99	0.948	1.04
R41	WLAN5.9G	802.11ac VHT160	Right Side	163	0.922	0.885	1.04

Appendix H. Analysis of Simultaneous Transmission.

The analysis of simultaneous transmission SAR are shown as below.

<Possibilities of Simultaneous Transmission>

The simultaneous transmission possibilities for this device are listed as below.

Simultaneous TX Combination	Capable Transmit Configurations	Body Exposure Condition
A	WWAN + WLAN 2.4G Ant 0 + BT + RFID	Yes
B	WWAN + WLAN 2.4G Ant 0 + WLAN 2.4G Ant 1 + RFID	Yes
C	WWAN + WLAN 5G Ant 0 + BT + RFID	Yes
D	WWAN + WLAN 5G Ant 0 + WLAN 5G Ant 1 + RFID	Yes
E	WWAN + WLAN 5G Ant 0 + WLAN 5G Ant 1 + BT + RFID	Yes
F	WWAN + WLAN 6G Ant 0 + BT + RFID	Yes
G	WWAN + WLAN 6G Ant 0 + WLAN 6G Ant 1 + RFID	Yes
H	WWAN + WLAN 6G Ant 0 + WLAN 6G Ant 1 + BT + RFID	Yes

Notes

1. The WLAN 2.4G, WLAN 5G, and WLAN 6G cannot transmit simultaneously.
2. Simultaneout TX Comvination B.D.E.G and H use MIMO actual measurement to evaluate.
3. Simultaneous TX Combination D can be coverd by E.
4. Simultaneous TX Combination G can be coverd by H.

Simultaneous Transmission SAR Evaluation																				
Band	Position	1	2	3	4	5	6	7	6a	7a	8	9	A(1+2+8+9)	B(1+3+9)	C(1+4+8+9)	E(1+5+8+9)	F(1+6+8+9)	H(1+7+8+9)	F(1+6a+8+9)	H(1+7a+8+9)
		Max WWAN	WLAN 2.4GHz Ant 0	WLAN 2.4GHz Ant 0+1	Max WLAN 5GHz Ant 0	Max WLAN 5GHz Ant 0+1	Max WLAN 6GHz Ant 0	Max WLAN 6GHz Ant 0+1	Max WLAN 6GHz Ant 0	Max WLAN 6GHz Ant 0+1	Max BT Ant 1	RFID	Summimg result 1g SAR W/kg	Summimg result 1g SAR W/kg	Summimg result 1g SAR W/kg	Summimg result 1g SAR W/kg	Summimg result 1g SAR W/kg	Summimg result 1g SAR W/kg	Total Exposure Ratio	Total Exposure Ratio
		1g SAR W/kg	1g SAR W/kg	1g SAR W/kg	1g SAR W/kg	1g SAR W/kg	1g SAR W/kg	1g SAR W/kg	4cm² W/m²	4cm² W/m²	1g SAR W/kg	1g SAR W/kg								
WCDMA II	Bottom of Laptop	0.00	0.00	0.00	0.00	0.00	0.00	0.00	0.00	0.00	0.00	0.00	0.00	0.00	0.00	0.00	0.00	0.00	0.00	0.00
	Rear Face of Tablet	0.07	0.00	0.00	0.00	0.00	0.00	0.00	0.00	0.00	0.00	0.00	0.07	0.07	0.07	0.07	0.07	0.07	0.04	0.04
	Left Side of Tablet	0.00	0.24	0.15	0.78	0.64	0.10	0.05	2.92	1.96	0.00	0.00	0.24	0.15	0.78	0.64	0.10	0.05	0.29	0.20
	Right Side of Tablet	0.04	0.00	0.25	0.00	0.76	0.00	0.32	0.00	4.81	0.26	0.03	0.33	0.32	0.33	1.09	0.33	0.65	0.21	0.69
	Top Side of Tablet	0.68	0.00	0.00	0.00	0.00	0.00	0.00	0.00	0.00	0.00	0.00	0.68	0.68	0.68	0.68	0.68	0.68	0.43	0.43
	Bottom Side of Tablet	0.00	0.00	0.00	0.00	0.00	0.00	0.00	0.00	0.00	0.00	0.00	0.00	0.00	0.00	0.00	0.00	0.00	0.00	0.00
WCDMA IV	Bottom of Laptop	0.00	0.00	0.00	0.00	0.00	0.00	0.00	0.00	0.00	0.00	0.00	0.00	0.00	0.00	0.00	0.00	0.00	0.00	0.00
	Rear Face of Tablet	0.04	0.00	0.00	0.00	0.00	0.00	0.00	0.00	0.00	0.00	0.00	0.04	0.04	0.04	0.04	0.04	0.04	0.03	0.03
	Left Side of Tablet	0.00	0.24	0.15	0.78	0.64	0.10	0.05	2.92	1.96	0.00	0.00	0.24	0.15	0.78	0.64	0.10	0.05	0.29	0.20
	Right Side of Tablet	0.02	0.00	0.25	0.00	0.76	0.00	0.32	0.00	4.81	0.26	0.03	0.31	0.30	0.31	1.07	0.31	0.63	0.19	0.67
	Top Side of Tablet	0.72	0.00	0.00	0.00	0.00	0.00	0.00	0.00	0.00	0.00	0.00	0.72	0.72	0.72	0.72	0.72	0.72	0.45	0.45
	Bottom Side of Tablet	0.00	0.00	0.00	0.00	0.00	0.00	0.00	0.00	0.00	0.00	0.00	0.00	0.00	0.00	0.00	0.00	0.00	0.00	0.00
WCDMA V	Bottom of Laptop	0.00	0.00	0.00	0.00	0.00	0.00	0.00	0.00	0.00	0.00	0.00	0.00	0.00	0.00	0.00	0.00	0.00	0.00	0.00
	Rear Face of Tablet	0.04	0.00	0.00	0.00	0.00	0.00	0.00	0.00	0.00	0.00	0.00	0.04	0.04	0.04	0.04	0.04	0.04	0.03	0.03
	Left Side of Tablet	0.03	0.24	0.15	0.78	0.64	0.10	0.05	2.92	1.96	0.00	0.00	0.27	0.18	0.81	0.67	0.13	0.08	0.31	0.21
	Right Side of Tablet	0.00	0.00	0.25	0.00	0.76	0.00	0.32	0.00	4.81	0.26	0.03	0.29	0.28	0.29	1.05	0.29	0.61	0.18	0.66
	Top Side of Tablet	0.79	0.00	0.00	0.00	0.00	0.00	0.00	0.00	0.00	0.00	0.00	0.79	0.79	0.79	0.79	0.79	0.79	0.49	0.49
	Bottom Side of Tablet	0.00	0.00	0.00	0.00	0.00	0.00	0.00	0.00	0.00	0.00	0.00	0.00	0.00	0.00	0.00	0.00	0.00	0.00	0.00
LTE 2	Bottom of Laptop	0.00	0.00	0.00	0.00	0.00	0.00	0.00	0.00	0.00	0.00	0.00	0.00	0.00	0.00	0.00	0.00	0.00	0.00	0.00
	Rear Face of Tablet	0.08	0.00	0.00	0.00	0.00	0.00	0.00	0.00	0.00	0.00	0.00	0.08	0.08	0.08	0.08	0.08	0.08	0.05	0.05
	Left Side of Tablet	0.04	0.24	0.15	0.78	0.64	0.10	0.05	2.92	1.96	0.00	0.00	0.28	0.19	0.82	0.68	0.14	0.09	0.32	0.22
	Right Side of Tablet	0.04	0.00	0.25	0.00	0.76	0.00	0.32	0.00	4.81	0.26	0.03	0.33	0.32	0.33	1.09	0.33	0.65	0.21	0.69
	Top Side of Tablet	0.76	0.00	0.00	0.00	0.00	0.00	0.00	0.00	0.00	0.00	0.00	0.76	0.76	0.76	0.76	0.76	0.76	0.48	0.48
	Bottom Side of Tablet	0.00	0.00	0.00	0.00	0.00	0.00	0.00	0.00	0.00	0.00	0.00	0.00	0.00	0.00	0.00	0.00	0.00	0.00	0.00
LTE 4	Bottom of Laptop	0.00	0.00	0.00	0.00	0.00	0.00	0.00	0.00	0.00	0.00	0.00	0.00	0.00	0.00	0.00	0.00	0.00	0.00	0.00
	Rear Face of Tablet	0.08	0.00	0.00	0.00	0.00	0.00	0.00	0.00	0.00	0.00	0.00	0.08	0.08	0.08	0.08	0.08	0.08	0.05	0.05
	Left Side of Tablet	0.04	0.24	0.15	0.78	0.64	0.10	0.05	2.92	1.96	0.00	0.00	0.28	0.19	0.82	0.68	0.14	0.09	0.32	0.22
	Right Side of Tablet	0.05	0.00	0.25	0.00	0.76	0.00	0.32	0.00	4.81	0.26	0.03	0.34	0.33	0.34	1.10	0.34	0.66	0.21	0.69
	Top Side of Tablet	0.78	0.00	0.00	0.00	0.00	0.00	0.00	0.00	0.00	0.00	0.00	0.78	0.78	0.78	0.78	0.78	0.78	0.49	0.49
	Bottom Side of Tablet	0.00	0.00	0.00	0.00	0.00	0.00	0.00	0.00	0.00	0.00	0.00	0.00	0.00	0.00	0.00	0.00	0.00	0.00	0.00
LTE 5	Bottom of Laptop	0.00	0.00	0.00	0.00	0.00	0.00	0.00	0.00	0.00	0.00	0.00	0.00	0.00	0.00	0.00	0.00	0.00	0.00	0.00
	Rear Face of Tablet	0.08	0.00	0.00	0.00	0.00	0.00	0.00	0.00	0.00	0.00	0.00	0.08	0.08	0.08	0.08	0.08	0.08	0.05	0.05
	Left Side of Tablet	0.04	0.24	0.15	0.78	0.64	0.10	0.05	2.92	1.96	0.00	0.00	0.28	0.19	0.82	0.68	0.14	0.09	0.32	0.22
	Right Side of Tablet	0.05	0.00	0.25	0.00	0.76	0.00	0.32	0.00	4.81	0.26	0.03	0.34	0.33	0.34	1.10	0.34	0.66	0.21	0.69
	Top Side of Tablet	0.79	0.00	0.00	0.00	0.00	0.00	0.00	0.00	0.00	0.00	0.00	0.79	0.79	0.79	0.79	0.79	0.79	0.49	0.49
	Bottom Side of Tablet	0.00	0.00	0.00	0.00	0.00	0.00	0.00	0.00	0.00	0.00	0.00	0.00	0.00	0.00	0.00	0.00	0.00	0.00	0.00
LTE 7	Bottom of Laptop	0.00	0.00	0.00	0.00	0.00	0.00	0.00	0.00	0.00	0.00	0.00	0.00	0.00	0.00	0.00	0.00	0.00	0.00	0.00
	Rear Face of Tablet	0.07	0.00	0.00	0.00	0.00	0.00	0.00	0.00	0.00	0.00	0.00	0.07	0.07	0.07	0.07	0.07	0.07	0.04	0.04
	Left Side of Tablet	0.04	0.24	0.15	0.78	0.64	0.10	0.05	2.92	1.96	0.00	0.00	0.28	0.19	0.82	0.68	0.14	0.09	0.32	0.22
	Right Side of Tablet	0.04	0.00	0.25	0.00	0.76	0.00	0.32	0.00	4.81	0.26	0.03	0.33	0.32	0.33	1.09	0.33	0.65	0.21	0.69
	Top Side of Tablet	0.79	0.00	0.00	0.00	0.00	0.00	0.00	0.00	0.00	0.00	0.00	0.79	0.79	0.79	0.79	0.79	0.79	0.49	0.49
	Bottom Side of Tablet	0.00	0.00	0.00	0.00	0.00	0.00	0.00	0.00	0.00	0.00	0.00	0.00	0.00	0.00	0.00	0.00	0.00	0.00	0.00
LTE 12	Bottom of Laptop	0.00	0.00	0.00	0.00	0.00	0.00	0.00	0.00	0.00	0.00	0.00	0.00	0.00	0.00	0.00	0.00	0.00	0.00	0.00
	Rear Face of Tablet	0.08	0.00	0.00	0.00	0.00	0.00	0.00	0.00	0.00	0.00	0.00	0.08	0.08	0.08	0.08	0.08	0.08	0.05	0.05
	Left Side of Tablet	0.00	0.24	0.15	0.78	0.64	0.10	0.05	2.92	1.96	0.00	0.00	0.24	0.15	0.78	0.64	0.10	0.05	0.29	0.20
	Right Side of Tablet	0.04	0.00	0.25	0.00	0.76	0.00	0.32	0.00	4.81	0.26	0.03	0.33	0.32	0.33	1.09	0.33	0.65	0.21	0.69
	Top Side of Tablet	0.76	0.00	0.00	0.00	0.00	0.00	0.00	0.00	0.00	0.00	0.00	0.76	0.76	0.76	0.76	0.76	0.76	0.48	0.48
	Bottom Side of Tablet	0.00	0.00	0.00	0.00	0.00	0.00	0.00	0.00	0.00	0.00	0.00	0.00	0.00	0.00	0.00	0.00	0.00	0.00	0.00
LTE 13	Bottom of Laptop	0.00	0.00	0.00	0.00	0.00	0.00	0.00	0.00	0.00	0.00	0.00	0.00	0.00	0.00	0.00	0.00	0.00	0.00	0.00
	Rear Face of Tablet	0.07	0.00	0.00	0.00	0.00	0.00	0.00	0.00	0.00	0.00	0.00	0.07	0.07	0.07	0.07	0.07	0.07	0.04	0.04
	Left Side of Tablet	0.00	0.24	0.15	0.78	0.64	0.10	0.05	2.92	1.96	0.00	0.00	0.24	0.15	0.78	0.64	0.10	0.05	0.29	0.20
	Right Side of Tablet	0.04	0.00	0.25	0.00	0.76	0.00	0.32	0.00	4.81	0.26	0.03	0.33	0.32	0.33	1.09	0.33	0.65	0.21	0.69
	Top Side of Tablet	0.73	0.00	0.00	0.00	0.00	0.00	0.00	0.00	0.00	0.00	0.00	0.73	0.73	0.73	0.73	0.73	0.73	0.46	0.46
	Bottom Side of Tablet	0.00	0.00	0.00	0.00	0.00	0.00	0.00	0.00	0.00	0.00	0.00	0.00	0.00	0.00	0.00	0.00	0.00	0.00	0.00

Simultaneous Transmission SAR Evaluation																				
Band	Position	1	2	3	4	5	6	7	6a	7a	8	9	A(1+2+8+9)	B(1+3+9)	C(1+4+8+9)	E(1+5+8+9)	F(1+6+8+9)	H(1+7+8+9)	F(1+6a+8+9)	H(1+7a+8+9)
		Max WWAN	WLAN 2.4GHz Ant 0	WLAN 2.4GHz Ant 0+1	Max WLAN 5GHz Ant 0	Max WLAN 5GHz Ant 0+1	Max WLAN 6GHz Ant 0	Max WLAN 6GHz Ant 0+1	Max WLAN 6GHz Ant 0	Max WLAN 6GHz Ant 0+1	Max BT Ant 1	RFID	Summimg result 1g SAR W/kg	Summimg result 1g SAR W/kg	Summimg result 1g SAR W/kg	Summimg result 1g SAR W/kg	Summimg result 1g SAR W/kg	Summimg result 1g SAR W/kg	Total Exposure Ratio	Total Exposure Ratio
		1g SAR W/kg	1g SAR W/kg	1g SAR W/kg	1g SAR W/kg	1g SAR W/kg	1g SAR W/kg	1g SAR W/kg	4cm² W/m²	4cm² W/m²	1g SAR W/kg	1g SAR W/kg								
LTE 14	Bottom of Laptop	0.00	0.00	0.00	0.00	0.00	0.00	0.00	0.00	0.00	0.00	0.00	0.00	0.00	0.00	0.00	0.00	0.00	0.00	0.00
	Rear Face of Tablet	0.08	0.00	0.00	0.00	0.00	0.00	0.00	0.00	0.00	0.00	0.00	0.08	0.08	0.08	0.08	0.08	0.08	0.05	0.05
	Left Side of Tablet	0.00	0.24	0.15	0.78	0.64	0.10	0.05	2.92	1.96	0.00	0.00	0.24	0.15	0.78	0.64	0.10	0.05	0.29	0.20
	Right Side of Tablet	0.05	0.00	0.25	0.00	0.76	0.00	0.32	0.00	4.81	0.26	0.03	0.34	0.33	0.34	1.10	0.34	0.66	0.21	0.69
	Top Side of Tablet	0.79	0.00	0.00	0.00	0.00	0.00	0.00	0.00	0.00	0.00	0.00	0.79	0.79	0.79	0.79	0.79	0.79	0.49	0.49
	Bottom Side of Tablet	0.00	0.00	0.00	0.00	0.00	0.00	0.00	0.00	0.00	0.00	0.00	0.00	0.00	0.00	0.00	0.00	0.00	0.00	0.00
LTE 17	Bottom of Laptop	0.00	0.00	0.00	0.00	0.00	0.00	0.00	0.00	0.00	0.00	0.00	0.00	0.00	0.00	0.00	0.00	0.00	0.00	0.00
	Rear Face of Tablet	0.09	0.00	0.00	0.00	0.00	0.00	0.00	0.00	0.00	0.00	0.00	0.09	0.09	0.09	0.09	0.09	0.09	0.06	0.06
	Left Side of Tablet	0.00	0.24	0.15	0.78	0.64	0.10	0.05	2.92	1.96	0.00	0.00	0.24	0.15	0.78	0.64	0.10	0.05	0.29	0.20
	Right Side of Tablet	0.05	0.00	0.25	0.00	0.76	0.00	0.32	0.00	4.81	0.26	0.03	0.34	0.33	0.34	1.10	0.34	0.66	0.21	0.69
	Top Side of Tablet	0.79	0.00	0.00	0.00	0.00	0.00	0.00	0.00	0.00	0.00	0.00	0.79	0.79	0.79	0.79	0.79	0.79	0.49	0.49
	Bottom Side of Tablet	0.00	0.00	0.00	0.00	0.00	0.00	0.00	0.00	0.00	0.00	0.00	0.00	0.00	0.00	0.00	0.00	0.00	0.00	0.00
LTE 25	Bottom of Laptop	0.00	0.00	0.00	0.00	0.00	0.00	0.00	0.00	0.00	0.00	0.00	0.00	0.00	0.00	0.00	0.00	0.00	0.00	0.00
	Rear Face of Tablet	0.07	0.00	0.00	0.00	0.00	0.00	0.00	0.00	0.00	0.00	0.00	0.07	0.07	0.07	0.07	0.07	0.07	0.04	0.04
	Left Side of Tablet	0.00	0.24	0.15	0.78	0.64	0.10	0.05	2.92	1.96	0.00	0.00	0.24	0.15	0.78	0.64	0.10	0.05	0.29	0.20
	Right Side of Tablet	0.04	0.00	0.25	0.00	0.76	0.00	0.32	0.00	4.81	0.26	0.03	0.33	0.32	0.33	1.09	0.33	0.65	0.21	0.69
	Top Side of Tablet	0.77	0.00	0.00	0.00	0.00	0.00	0.00	0.00	0.00	0.00	0.00	0.77	0.77	0.77	0.77	0.77	0.77	0.48	0.48
	Bottom Side of Tablet	0.00	0.00	0.00	0.00	0.00	0.00	0.00	0.00	0.00	0.00	0.00	0.00	0.00	0.00	0.00	0.00	0.00	0.00	0.00
LTE 26	Bottom of Laptop	0.00	0.00	0.00	0.00	0.00	0.00	0.00	0.00	0.00	0.00	0.00	0.00	0.00	0.00	0.00	0.00	0.00	0.00	0.00
	Rear Face of Tablet	0.07	0.00	0.00	0.00	0.00	0.00	0.00	0.00	0.00	0.00	0.00	0.07	0.07	0.07	0.07	0.07	0.07	0.04	0.04
	Left Side of Tablet	0.00	0.24	0.15	0.78	0.64	0.10	0.05	2.92	1.96	0.00	0.00	0.24	0.15	0.78	0.64	0.10	0.05	0.29	0.20
	Right Side of Tablet	0.04	0.00	0.25	0.00	0.76	0.00	0.32	0.00	4.81	0.26	0.03	0.33	0.32	0.33	1.09	0.33	0.65	0.21	0.69
	Top Side of Tablet	0.72	0.00	0.00	0.00	0.00	0.00	0.00	0.00	0.00	0.00	0.00	0.72	0.72	0.72	0.72	0.72	0.72	0.45	0.45
	Bottom Side of Tablet	0.00	0.00	0.00	0.00	0.00	0.00	0.00	0.00	0.00	0.00	0.00	0.00	0.00	0.00	0.00	0.00	0.00	0.00	0.00
LTE 38	Bottom of Laptop	0.00	0.00	0.00	0.00	0.00	0.00	0.00	0.00	0.00	0.00	0.00	0.00	0.00	0.00	0.00	0.00	0.00	0.00	0.00
	Rear Face of Tablet	0.07	0.00	0.00	0.00	0.00	0.00	0.00	0.00	0.00	0.00	0.00	0.07	0.07	0.07	0.07	0.07	0.07	0.04	0.04
	Left Side of Tablet	0.00	0.24	0.15	0.78	0.64	0.10	0.05	2.92	1.96	0.00	0.00	0.24	0.15	0.78	0.64	0.10	0.05	0.29	0.20
	Right Side of Tablet	0.04	0.00	0.25	0.00	0.76	0.00	0.32	0.00	4.81	0.26	0.03	0.33	0.32	0.33	1.09	0.33	0.65	0.21	0.69
	Top Side of Tablet	0.85	0.00	0.00	0.00	0.00	0.00	0.00	0.00	0.00	0.00	0.00	0.85	0.85	0.85	0.85	0.85	0.85	0.53	0.53
	Bottom Side of Tablet	0.00	0.00	0.00	0.00	0.00	0.00	0.00	0.00	0.00	0.00	0.00	0.00	0.00	0.00	0.00	0.00	0.00	0.00	0.00
LTE 41	Bottom of Laptop	0.00	0.00	0.00	0.00	0.00	0.00	0.00	0.00	0.00	0.00	0.00	0.00	0.00	0.00	0.00	0.00	0.00	0.00	0.00
	Rear Face of Tablet	0.05	0.00	0.00	0.00	0.00	0.00	0.00	0.00	0.00	0.00	0.00	0.05	0.05	0.05	0.05	0.05	0.05	0.03	0.03
	Left Side of Tablet	0.00	0.24	0.15	0.78	0.64	0.10	0.05	2.92	1.96	0.00	0.00	0.24	0.15	0.78	0.64	0.10	0.05	0.29	0.20
	Right Side of Tablet	0.03	0.00	0.25	0.00	0.76	0.00	0.32	0.00	4.81	0.26	0.03	0.32	0.31	0.32	1.08	0.32	0.64	0.20	0.68
	Top Side of Tablet	0.72	0.00	0.00	0.00	0.00	0.00	0.00	0.00	0.00	0.00	0.00	0.72	0.72	0.72	0.72	0.72	0.72	0.45	0.45
	Bottom Side of Tablet	0.00	0.00	0.00	0.00	0.00	0.00	0.00	0.00	0.00	0.00	0.00	0.00	0.00	0.00	0.00	0.00	0.00	0.00	0.00
LTE 42	Bottom of Laptop	0.00	0.00	0.00	0.00	0.00	0.00	0.00	0.00	0.00	0.00	0.00	0.00	0.00	0.00	0.00	0.00	0.00	0.00	0.00
	Rear Face of Tablet	0.00	0.00	0.00	0.00	0.00	0.00	0.00	0.00	0.00	0.00	0.00	0.00	0.00	0.00	0.00	0.00	0.00	0.00	0.00
	Left Side of Tablet	0.75	0.24	0.15	0.78	0.64	0.10	0.05	2.92	1.96	0.00	0.00	0.99	0.90	1.53	1.39	0.85	0.80	0.76	0.66
	Right Side of Tablet	0.00	0.00	0.25	0.00	0.76	0.00	0.32	0.00	4.81	0.26	0.03	0.29	0.28	0.29	1.05	0.29	0.61	0.18	0.66
	Top Side of Tablet	0.00	0.00	0.00	0.00	0.00	0.00	0.00	0.00	0.00	0.00	0.00	0.00	0.00	0.00	0.00	0.00	0.00	0.00	0.00
	Bottom Side of Tablet	0.01	0.00	0.00	0.00	0.00	0.00	0.00	0.00	0.00	0.00	0.00	0.01	0.01	0.01	0.01	0.01	0.01	0.01	0.01
LTE 43	Bottom of Laptop	0.00	0.00	0.00	0.00	0.00	0.00	0.00	0.00	0.00	0.00	0.00	0.00	0.00	0.00	0.00	0.00	0.00	0.00	0.00
	Rear Face of Tablet	0.00	0.00	0.00	0.00	0.00	0.00	0.00	0.00	0.00	0.00	0.00	0.00	0.00	0.00	0.00	0.00	0.00	0.00	0.00
	Left Side of Tablet	0.73	0.24	0.15	0.78	0.64	0.10	0.05	2.92	1.96	0.00	0.00	0.97	0.88	1.51	1.37	0.83	0.78	0.75	0.65
	Right Side of Tablet	0.00	0.00	0.25	0.00	0.76	0.00	0.32	0.00	4.81	0.26	0.03	0.29	0.28	0.29	1.05	0.29	0.61	0.18	0.66
	Top Side of Tablet	0.16	0.00	0.00	0.00	0.00	0.00	0.00	0.00	0.00	0.00	0.00	0.16	0.16	0.16	0.16	0.16	0.16	0.10	0.10
	Bottom Side of Tablet	0.02	0.00	0.00	0.00	0.00	0.00	0.00	0.00	0.00	0.00	0.00	0.02	0.02	0.02	0.02	0.02	0.02	0.01	0.01
LTE 48	Bottom of Laptop	0.00	0.00	0.00	0.00	0.00	0.00	0.00	0.00	0.00	0.00	0.00	0.00	0.00	0.00	0.00	0.00	0.00	0.00	0.00
	Rear Face of Tablet	0.00	0.00	0.00	0.00	0.00	0.00	0.00	0.00	0.00	0.00	0.00	0.00	0.00	0.00	0.00	0.00	0.00	0.00	0.00
	Left Side of Tablet	0.78	0.24	0.15	0.78	0.64	0.10	0.05	2.92	1.96	0.00	0.00	1.02	0.93	1.56	1.42	0.88	0.83	0.78	0.68
	Right Side of Tablet	0.00	0.00	0.25	0.00	0.76	0.00	0.32	0.00	4.81	0.26	0.03	0.29	0.28	0.29	1.05	0.29	0.61	0.18	0.66
	Top Side of Tablet	0.02	0.00	0.00	0.00	0.00	0.00	0.00	0.00	0.00	0.00	0.00	0.02	0.02	0.02	0.02	0.02	0.02	0.01	0.01
	Bottom Side of Tablet	0.02	0.00	0.00	0.00	0.00	0.00	0.00	0.00	0.00	0.00	0.00	0.02	0.02	0.02	0.02	0.02	0.02	0.01	0.01

Simultaneous Transmission SAR Evaluation																				
Band	Position	1	2	3	4	5	6	7	6a	7a	8	9	A(1+2+8+9)	B(1+3+9)	C(1+4+8+9)	E(1+5+8+9)	F(1+6+8+9)	H(1+7+8+9)	F(1+6a+8+9)	H(1+7a+8+9)
		Max WWAN	WLAN 2.4GHz Ant 0	WLAN 2.4GHz Ant 0+1	Max WLAN 5GHz Ant 0	Max WLAN 5GHz Ant 0+1	Max WLAN 6GHz Ant 0	Max WLAN 6GHz Ant 0+1	Max WLAN 6GHz Ant 0	Max WLAN 6GHz Ant 0+1	Max BT Ant 1	RFID	Summimg result 1g SAR W/kg	Summimg result 1g SAR W/kg	Summimg result 1g SAR W/kg	Summimg result 1g SAR W/kg	Summimg result 1g SAR W/kg	Summimg result 1g SAR W/kg	Total Exposure Ratio	Total Exposure Ratio
		1g SAR W/kg	1g SAR W/kg	1g SAR W/kg	1g SAR W/kg	1g SAR W/kg	1g SAR W/kg	1g SAR W/kg	4cm² W/m²	4cm² W/m²	1g SAR W/kg	1g SAR W/kg								
LTE 66	Bottom of Laptop	0.00	0.00	0.00	0.00	0.00	0.00	0.00	0.00	0.00	0.00	0.00	0.00	0.00	0.00	0.00	0.00	0.00	0.00	0.00
	Rear Face of Tablet	0.07	0.00	0.00	0.00	0.00	0.00	0.00	0.00	0.00	0.00	0.00	0.07	0.07	0.07	0.07	0.07	0.07	0.04	0.04
	Left Side of Tablet	0.00	0.24	0.15	0.78	0.64	0.10	0.05	2.92	1.96	0.00	0.00	0.24	0.15	0.78	0.64	0.10	0.05	0.29	0.20
	Right Side of Tablet	0.04	0.00	0.25	0.00	0.76	0.00	0.32	0.00	4.81	0.26	0.03	0.33	0.32	0.33	1.09	0.33	0.65	0.21	0.69
	Top Side of Tablet	0.78	0.00	0.00	0.00	0.00	0.00	0.00	0.00	0.00	0.00	0.00	0.78	0.78	0.78	0.78	0.78	0.78	0.49	0.49
	Bottom Side of Tablet	0.00	0.00	0.00	0.00	0.00	0.00	0.00	0.00	0.00	0.00	0.00	0.00	0.00	0.00	0.00	0.00	0.00	0.00	0.00
LTE 71	Bottom of Laptop	0.00	0.00	0.00	0.00	0.00	0.00	0.00	0.00	0.00	0.00	0.00	0.00	0.00	0.00	0.00	0.00	0.00	0.00	0.00
	Rear Face of Tablet	0.08	0.00	0.00	0.00	0.00	0.00	0.00	0.00	0.00	0.00	0.00	0.08	0.08	0.08	0.08	0.08	0.08	0.05	0.05
	Left Side of Tablet	0.00	0.24	0.15	0.78	0.64	0.10	0.05	2.92	1.96	0.00	0.00	0.24	0.15	0.78	0.64	0.10	0.05	0.29	0.20
	Right Side of Tablet	0.05	0.00	0.25	0.00	0.76	0.00	0.32	0.00	4.81	0.26	0.03	0.34	0.33	0.34	1.10	0.34	0.66	0.21	0.69
	Top Side of Tablet	0.80	0.00	0.00	0.00	0.00	0.00	0.00	0.00	0.00	0.00	0.00	0.80	0.80	0.80	0.80	0.80	0.80	0.50	0.50
	Bottom Side of Tablet	0.00	0.00	0.00	0.00	0.00	0.00	0.00	0.00	0.00	0.00	0.00	0.00	0.00	0.00	0.00	0.00	0.00	0.00	0.00
5GNR-n2	Bottom of Laptop	0.00	0.00	0.00	0.00	0.00	0.00	0.00	0.00	0.00	0.00	0.00	0.00	0.00	0.00	0.00	0.00	0.00	0.00	0.00
	Rear Face of Tablet	0.07	0.00	0.00	0.00	0.00	0.00	0.00	0.00	0.00	0.00	0.00	0.07	0.07	0.07	0.07	0.07	0.07	0.04	0.04
	Left Side of Tablet	0.00	0.24	0.15	0.78	0.64	0.10	0.05	2.92	1.96	0.00	0.00	0.24	0.15	0.78	0.64	0.10	0.05	0.29	0.20
	Right Side of Tablet	0.04	0.00	0.25	0.00	0.76	0.00	0.32	0.00	4.81	0.26	0.03	0.33	0.32	0.33	1.09	0.33	0.65	0.21	0.69
	Top Side of Tablet	0.67	0.00	0.00	0.00	0.00	0.00	0.00	0.00	0.00	0.00	0.00	0.67	0.67	0.67	0.67	0.67	0.67	0.42	0.42
	Bottom Side of Tablet	0.00	0.00	0.00	0.00	0.00	0.00	0.00	0.00	0.00	0.00	0.00	0.00	0.00	0.00	0.00	0.00	0.00	0.00	0.00
5GNR-n5	Bottom of Laptop	0.00	0.00	0.00	0.00	0.00	0.00	0.00	0.00	0.00	0.00	0.00	0.00	0.00	0.00	0.00	0.00	0.00	0.00	0.00
	Rear Face of Tablet	0.07	0.00	0.00	0.00	0.00	0.00	0.00	0.00	0.00	0.00	0.00	0.07	0.07	0.07	0.07	0.07	0.07	0.04	0.04
	Left Side of Tablet	0.00	0.24	0.15	0.78	0.64	0.10	0.05	2.92	1.96	0.00	0.00	0.24	0.15	0.78	0.64	0.10	0.05	0.29	0.20
	Right Side of Tablet	0.04	0.00	0.25	0.00	0.76	0.00	0.32	0.00	4.81	0.26	0.03	0.33	0.32	0.33	1.09	0.33	0.65	0.21	0.69
	Top Side of Tablet	0.73	0.00	0.00	0.00	0.00	0.00	0.00	0.00	0.00	0.00	0.00	0.73	0.73	0.73	0.73	0.73	0.73	0.46	0.46
	Bottom Side of Tablet	0.00	0.00	0.00	0.00	0.00	0.00	0.00	0.00	0.00	0.00	0.00	0.00	0.00	0.00	0.00	0.00	0.00	0.00	0.00
5GNR-n7	Bottom of Laptop	0.00	0.00	0.00	0.00	0.00	0.00	0.00	0.00	0.00	0.00	0.00	0.00	0.00	0.00	0.00	0.00	0.00	0.00	0.00
	Rear Face of Tablet	0.08	0.00	0.00	0.00	0.00	0.00	0.00	0.00	0.00	0.00	0.00	0.08	0.08	0.08	0.08	0.08	0.08	0.05	0.05
	Left Side of Tablet	0.00	0.24	0.15	0.78	0.64	0.10	0.05	2.92	1.96	0.00	0.00	0.24	0.15	0.78	0.64	0.10	0.05	0.29	0.20
	Right Side of Tablet	0.05	0.00	0.25	0.00	0.76	0.00	0.32	0.00	4.81	0.26	0.03	0.34	0.33	0.34	1.10	0.34	0.66	0.21	0.69
	Top Side of Tablet	0.78	0.00	0.00	0.00	0.00	0.00	0.00	0.00	0.00	0.00	0.00	0.78	0.78	0.78	0.78	0.78	0.78	0.49	0.49
	Bottom Side of Tablet	0.00	0.00	0.00	0.00	0.00	0.00	0.00	0.00	0.00	0.00	0.00	0.00	0.00	0.00	0.00	0.00	0.00	0.00	0.00
5GNR-n12	Bottom of Laptop	0.00	0.00	0.00	0.00	0.00	0.00	0.00	0.00	0.00	0.00	0.00	0.00	0.00	0.00	0.00	0.00	0.00	0.00	0.00
	Rear Face of Tablet	0.07	0.00	0.00	0.00	0.00	0.00	0.00	0.00	0.00	0.00	0.00	0.07	0.07	0.07	0.07	0.07	0.07	0.04	0.04
	Left Side of Tablet	0.00	0.24	0.15	0.78	0.64	0.10	0.05	2.92	1.96	0.00	0.00	0.24	0.15	0.78	0.64	0.10	0.05	0.29	0.20
	Right Side of Tablet	0.04	0.00	0.25	0.00	0.76	0.00	0.32	0.00	4.81	0.26	0.03	0.33	0.32	0.33	1.09	0.33	0.65	0.21	0.69
	Top Side of Tablet	0.79	0.00	0.00	0.00	0.00	0.00	0.00	0.00	0.00	0.00	0.00	0.79	0.79	0.79	0.79	0.79	0.79	0.49	0.49
	Bottom Side of Tablet	0.00	0.00	0.00	0.00	0.00	0.00	0.00	0.00	0.00	0.00	0.00	0.00	0.00	0.00	0.00	0.00	0.00	0.00	0.00
5GNR-n13	Bottom of Laptop	0.00	0.00	0.00	0.00	0.00	0.00	0.00	0.00	0.00	0.00	0.00	0.00	0.00	0.00	0.00	0.00	0.00	0.00	0.00
	Rear Face of Tablet	0.08	0.00	0.00	0.00	0.00	0.00	0.00	0.00	0.00	0.00	0.00	0.08	0.08	0.08	0.08	0.08	0.08	0.05	0.05
	Left Side of Tablet	0.00	0.24	0.15	0.78	0.64	0.10	0.05	2.92	1.96	0.00	0.00	0.24	0.15	0.78	0.64	0.10	0.05	0.29	0.20
	Right Side of Tablet	0.05	0.00	0.25	0.00	0.76	0.00	0.32	0.00	4.81	0.26	0.03	0.34	0.33	0.34	1.10	0.34	0.66	0.21	0.69
	Top Side of Tablet	0.78	0.00	0.00	0.00	0.00	0.00	0.00	0.00	0.00	0.00	0.00	0.78	0.78	0.78	0.78	0.78	0.78	0.49	0.49
	Bottom Side of Tablet	0.00	0.00	0.00	0.00	0.00	0.00	0.00	0.00	0.00	0.00	0.00	0.00	0.00	0.00	0.00	0.00	0.00	0.00	0.00
5GNR-n14	Bottom of Laptop	0.00	0.00	0.00	0.00	0.00	0.00	0.00	0.00	0.00	0.00	0.00	0.00	0.00	0.00	0.00	0.00	0.00	0.00	0.00
	Rear Face of Tablet	0.07	0.00	0.00	0.00	0.00	0.00	0.00	0.00	0.00	0.00	0.00	0.07	0.07	0.07	0.07	0.07	0.07	0.04	0.04
	Left Side of Tablet	0.00	0.24	0.15	0.78	0.64	0.10	0.05	2.92	1.96	0.00	0.00	0.24	0.15	0.78	0.64	0.10	0.05	0.29	0.20
	Right Side of Tablet	0.04	0.00	0.25	0.00	0.76	0.00	0.32	0.00	4.81	0.26	0.03	0.33	0.32	0.33	1.09	0.33	0.65	0.21	0.69
	Top Side of Tablet	0.70	0.00	0.00	0.00	0.00	0.00	0.00	0.00	0.00	0.00	0.00	0.70	0.70	0.70	0.70	0.70	0.70	0.44	0.44
	Bottom Side of Tablet	0.00	0.00	0.00	0.00	0.00	0.00	0.00	0.00	0.00	0.00	0.00	0.00	0.00	0.00	0.00	0.00	0.00	0.00	0.00
5GNR-n25	Bottom of Laptop	0.00	0.00	0.00	0.00	0.00	0.00	0.00	0.00	0.00	0.00	0.00	0.00	0.00	0.00	0.00	0.00	0.00	0.00	0.00
	Rear Face of Tablet	0.07	0.00	0.00	0.00	0.00	0.00	0.00	0.00	0.00	0.00	0.00	0.07	0.07	0.07	0.07	0.07	0.07	0.04	0.04
	Left Side of Tablet	0.00	0.24	0.15	0.78	0.64	0.10	0.05	2.92	1.96	0.00	0.00	0.24	0.15	0.78	0.64	0.10	0.05	0.29	0.20
	Right Side of Tablet	0.04	0.00	0.25	0.00	0.76	0.00	0.32	0.00	4.81	0.26	0.03	0.33	0.32	0.33	1.09	0.33	0.65	0.21	0.69
	Top Side of Tablet	0.76	0.00	0.00	0.00	0.00	0.00	0.00	0.00	0.00	0.00	0.00	0.76	0.76	0.76	0.76	0.76	0.76	0.48	0.48
	Bottom Side of Tablet	0.00	0.00	0.00	0.00	0.00	0.00	0.00	0.00	0.00	0.00	0.00	0.00	0.00	0.00	0.00	0.00	0.00	0.00	0.00

Simultaneous Transmission SAR Evaluation																				
Band	Position	1	2	3	4	5	6	7	6a	7a	8	9	A(1+2+8+9)	B(1+3+9)	C(1+4+8+9)	E(1+5+8+9)	F(1+6+8+9)	H(1+7+8+9)	F(1+6a+8+9)	H(1+7a+8+9)
		Max WWAN	WLAN 2.4GHz Ant 0	WLAN 2.4GHz Ant 0+1	Max WLAN 5GHz Ant 0	Max WLAN 5GHz Ant 0+1	Max WLAN 6GHz Ant 0	Max WLAN 6GHz Ant 0+1	Max WLAN 6GHz Ant 0	Max WLAN 6GHz Ant 0+1	Max BT Ant 1	RFID	Summimg result 1g SAR W/kg	Summimg result 1g SAR W/kg	Summimg result 1g SAR W/kg	Summimg result 1g SAR W/kg	Summimg result 1g SAR W/kg	Summimg result 1g SAR W/kg	Total Exposure Ratio	Total Exposure Ratio
		1g SAR W/kg	1g SAR W/kg	1g SAR W/kg	1g SAR W/kg	1g SAR W/kg	1g SAR W/kg	1g SAR W/kg	4cm² W/m²	4cm² W/m²	1g SAR W/kg	1g SAR W/kg								
5GNR-n26	Bottom of Laptop	0.00	0.00	0.00	0.00	0.00	0.00	0.00	0.00	0.00	0.00	0.00	0.00	0.00	0.00	0.00	0.00	0.00	0.00	0.00
	Rear Face of Tablet	0.07	0.00	0.00	0.00	0.00	0.00	0.00	0.00	0.00	0.00	0.00	0.07	0.07	0.07	0.07	0.07	0.07	0.04	0.04
	Left Side of Tablet	0.00	0.24	0.15	0.78	0.64	0.10	0.05	2.92	1.96	0.00	0.00	0.24	0.15	0.78	0.64	0.10	0.05	0.29	0.20
	Right Side of Tablet	0.04	0.00	0.25	0.00	0.76	0.00	0.32	0.00	4.81	0.26	0.03	0.33	0.32	0.33	1.09	0.33	0.65	0.21	0.69
	Top Side of Tablet	0.70	0.00	0.00	0.00	0.00	0.00	0.00	0.00	0.00	0.00	0.00	0.70	0.70	0.70	0.70	0.70	0.70	0.44	0.44
	Bottom Side of Tablet	0.00	0.00	0.00	0.00	0.00	0.00	0.00	0.00	0.00	0.00	0.00	0.00	0.00	0.00	0.00	0.00	0.00	0.00	0.00
5GNR-n38	Bottom of Laptop	0.00	0.00	0.00	0.00	0.00	0.00	0.00	0.00	0.00	0.00	0.00	0.00	0.00	0.00	0.00	0.00	0.00	0.00	0.00
	Rear Face of Tablet	0.00	0.00	0.00	0.00	0.00	0.00	0.00	0.00	0.00	0.00	0.00	0.00	0.00	0.00	0.00	0.00	0.00	0.00	0.00
	Left Side of Tablet	0.04	0.24	0.15	0.78	0.64	0.10	0.05	2.92	1.96	0.00	0.00	0.28	0.19	0.82	0.68	0.14	0.09	0.32	0.22
	Right Side of Tablet	0.10	0.00	0.25	0.00	0.76	0.00	0.32	0.00	4.81	0.26	0.03	0.39	0.38	0.39	1.15	0.39	0.71	0.24	0.72
	Top Side of Tablet	0.67	0.00	0.00	0.00	0.00	0.00	0.00	0.00	0.00	0.00	0.00	0.67	0.67	0.67	0.67	0.67	0.67	0.42	0.42
	Bottom Side of Tablet	0.00	0.00	0.00	0.00	0.00	0.00	0.00	0.00	0.00	0.00	0.00	0.00	0.00	0.00	0.00	0.00	0.00	0.00	0.00
5GNR-n41	Bottom of Laptop	0.00	0.00	0.00	0.00	0.00	0.00	0.00	0.00	0.00	0.00	0.00	0.00	0.00	0.00	0.00	0.00	0.00	0.00	0.00
	Rear Face of Tablet	0.00	0.00	0.00	0.00	0.00	0.00	0.00	0.00	0.00	0.00	0.00	0.00	0.00	0.00	0.00	0.00	0.00	0.00	0.00
	Left Side of Tablet	0.05	0.24	0.15	0.78	0.64	0.10	0.05	2.92	1.96	0.00	0.00	0.29	0.20	0.83	0.69	0.15	0.10	0.32	0.23
	Right Side of Tablet	0.04	0.00	0.25	0.00	0.76	0.00	0.32	0.00	4.81	0.26	0.03	0.33	0.32	0.33	1.09	0.33	0.65	0.21	0.69
	Top Side of Tablet	0.70	0.00	0.00	0.00	0.00	0.00	0.00	0.00	0.00	0.00	0.00	0.70	0.70	0.70	0.70	0.70	0.70	0.44	0.44
	Bottom Side of Tablet	0.00	0.00	0.00	0.00	0.00	0.00	0.00	0.00	0.00	0.00	0.00	0.00	0.00	0.00	0.00	0.00	0.00	0.00	0.00
5GNR-n48	Bottom of Laptop	0.00	0.00	0.00	0.00	0.00	0.00	0.00	0.00	0.00	0.00	0.00	0.00	0.00	0.00	0.00	0.00	0.00	0.00	0.00
	Rear Face of Tablet	0.00	0.00	0.00	0.00	0.00	0.00	0.00	0.00	0.00	0.00	0.00	0.00	0.00	0.00	0.00	0.00	0.00	0.00	0.00
	Left Side of Tablet	0.34	0.24	0.15	0.78	0.64	0.10	0.05	2.92	1.96	0.00	0.00	0.58	0.49	1.12	0.98	0.44	0.39	0.50	0.41
	Right Side of Tablet	0.28	0.00	0.25	0.00	0.76	0.00	0.32	0.00	4.81	0.26	0.03	0.57	0.56	0.57	1.33	0.57	0.89	0.36	0.84
	Top Side of Tablet	0.01	0.00	0.00	0.00	0.00	0.00	0.00	0.00	0.00	0.00	0.00	0.01	0.01	0.01	0.01	0.01	0.01	0.01	0.01
	Bottom Side of Tablet	0.02	0.00	0.00	0.00	0.00	0.00	0.00	0.00	0.00	0.00	0.00	0.02	0.02	0.02	0.02	0.02	0.02	0.01	0.01
5GNR-n66	Bottom of Laptop	0.00	0.00	0.00	0.00	0.00	0.00	0.00	0.00	0.00	0.00	0.00	0.00	0.00	0.00	0.00	0.00	0.00	0.00	0.00
	Rear Face of Tablet	0.06	0.00	0.00	0.00	0.00	0.00	0.00	0.00	0.00	0.00	0.00	0.06	0.06	0.06	0.06	0.06	0.06	0.04	0.04
	Left Side of Tablet	0.00	0.24	0.15	0.78	0.64	0.10	0.05	2.92	1.96	0.00	0.00	0.24	0.15	0.78	0.64	0.10	0.05	0.29	0.20
	Right Side of Tablet	0.04	0.00	0.25	0.00	0.76	0.00	0.32	0.00	4.81	0.26	0.03	0.33	0.32	0.33	1.09	0.33	0.65	0.21	0.69
	Top Side of Tablet	0.78	0.00	0.00	0.00	0.00	0.00	0.00	0.00	0.00	0.00	0.00	0.78	0.78	0.78	0.78	0.78	0.78	0.49	0.49
	Bottom Side of Tablet	0.00	0.00	0.00	0.00	0.00	0.00	0.00	0.00	0.00	0.00	0.00	0.00	0.00	0.00	0.00	0.00	0.00	0.00	0.00
5GNR-n71	Bottom of Laptop	0.00	0.00	0.00	0.00	0.00	0.00	0.00	0.00	0.00	0.00	0.00	0.00	0.00	0.00	0.00	0.00	0.00	0.00	0.00
	Rear Face of Tablet	0.06	0.00	0.00	0.00	0.00	0.00	0.00	0.00	0.00	0.00	0.00	0.06	0.06	0.06	0.06	0.06	0.06	0.04	0.04
	Left Side of Tablet	0.00	0.24	0.15	0.78	0.64	0.10	0.05	2.92	1.96	0.00	0.00	0.24	0.15	0.78	0.64	0.10	0.05	0.29	0.20
	Right Side of Tablet	0.03	0.00	0.25	0.00	0.76	0.00	0.32	0.00	4.81	0.26	0.03	0.32	0.31	0.32	1.08	0.32	0.64	0.20	0.68
	Top Side of Tablet	0.64	0.00	0.00	0.00	0.00	0.00	0.00	0.00	0.00	0.00	0.00	0.64	0.64	0.64	0.64	0.64	0.64	0.40	0.40
	Bottom Side of Tablet	0.00	0.00	0.00	0.00	0.00	0.00	0.00	0.00	0.00	0.00	0.00	0.00	0.00	0.00	0.00	0.00	0.00	0.00	0.00
5GNR-n77	Bottom of Laptop	0.00	0.00	0.00	0.00	0.00	0.00	0.00	0.00	0.00	0.00	0.00	0.00	0.00	0.00	0.00	0.00	0.00	0.00	0.00
	Rear Face of Tablet	0.00	0.00	0.00	0.00	0.00	0.00	0.00	0.00	0.00	0.00	0.00	0.00	0.00	0.00	0.00	0.00	0.00	0.00	0.00
	Left Side of Tablet	0.76	0.24	0.15	0.78	0.64	0.10	0.05	2.92	1.96	0.00	0.00	1.00	0.91	1.54	1.40	0.86	0.81	0.77	0.67
	Right Side of Tablet	0.11	0.00	0.25	0.00	0.76	0.00	0.32	0.00	4.81	0.26	0.03	0.40	0.39	0.40	1.16	0.40	0.72	0.25	0.73
	Top Side of Tablet	0.00	0.00	0.00	0.00	0.00	0.00	0.00	0.00	0.00	0.00	0.00	0.00	0.00	0.00	0.00	0.00	0.00	0.00	0.00
	Bottom Side of Tablet	0.00	0.00	0.00	0.00	0.00	0.00	0.00	0.00	0.00	0.00	0.00	0.00	0.00	0.00	0.00	0.00	0.00	0.00	0.00

Simultaneous Transmission SAR Evaluation (Body)																						
Band	Band	Position	0	1	2	3	4	5	6	7	6a	7a	8	9	A(0+1+2+8+9)	B(0+1+3+9)	C(0+1+4+8+9)	E(0+1+5+8+9)	F(0+1+6+8+9)	H(0+1+7+8+9)	F(0+1+6a+8+9)	H(0+1+7a+8+9)
			Max WWAN	Max NR	WLAN 2.4GHz Ant 0	WLAN 2.4GHz Ant 0+1	Max WLAN 5GHz Ant 0	Max WLAN 5GHz Ant 0+1	Max WLAN 6GHz Ant 0	Max WLAN 6GHz Ant 0+1	Max WLAN 6GHz Ant 0	Max WLAN 6GHz Ant 0+1	BT Ant 1	RFID	Summimg result 10g SAR W/kg	Summimg result 10g SAR W/kg	Summimg result 10g SAR W/kg	Summimg result 10g SAR W/kg	Summimg result 10g SAR W/kg	Summimg result 10g SAR W/kg	Total Exposure Ratio	Total Exposure Ratio
			10g SAR W/kg	10g SAR W/kg	10g SAR W/kg	10g SAR W/kg	10g SAR W/kg	10g SAR W/kg	10g SAR W/kg	10g SAR W/kg	4cm² W/m²	4cm² W/m²	10g SAR W/kg	10g SAR W/kg								
LTE 14	5GNR-n2	Bottom of Laptop	0.00	0.00	0.00	0.00	0.00	0.00	0.00	0.00	0.00	0.00	0.00	0.00	0.00	0.00	0.00	0.00	0.00	0.00	0.00	0.00
		Rear Face of Tablet	0.08	0.07	0.00	0.00	0.00	0.00	0.00	0.00	0.00	0.00	0.00	0.00	0.15	0.15	0.15	0.15	0.15	0.15	0.09	0.09
		Left Side of Tablet	0.00	0.00	0.24	0.15	0.78	0.64	0.10	0.05	2.92	1.96	0.00	0.00	0.24	0.15	0.78	0.64	0.10	0.05	0.29	0.20
		Right Side of Tablet	0.05	0.04	0.00	0.25	0.00	0.76	0.00	0.32	0.00	4.81	0.26	0.03	0.38	0.37	0.38	1.14	0.38	0.70	0.24	0.72
		Top Side of Tablet	0.79	0.67	0.00	0.00	0.00	0.00	0.00	0.00	0.00	0.00	0.00	0.00	1.46	1.46	1.46	1.46	1.46	1.46	0.91	0.91
		Bottom Side of Tablet	0.00	0.00	0.00	0.00	0.00	0.00	0.00	0.00	0.00	0.00	0.00	0.00	0.00	0.00	0.00	0.00	0.00	0.00	0.00	0.00
LTE 2	5GNR-n5	Bottom of Laptop	0.00	0.00	0.00	0.00	0.00	0.00	0.00	0.00	0.00	0.00	0.00	0.00	0.00	0.00	0.00	0.00	0.00	0.00	0.00	0.00
		Rear Face of Tablet	0.08	0.07	0.00	0.00	0.00	0.00	0.00	0.00	0.00	0.00	0.00	0.00	0.15	0.15	0.15	0.15	0.15	0.15	0.09	0.09
		Left Side of Tablet	0.04	0.00	0.24	0.15	0.78	0.64	0.10	0.05	2.92	1.96	0.00	0.00	0.28	0.19	0.82	0.68	0.14	0.09	0.32	0.22
		Right Side of Tablet	0.04	0.04	0.00	0.25	0.00	0.76	0.00	0.32	0.00	4.81	0.26	0.03	0.37	0.36	0.37	1.13	0.37	0.69	0.23	0.71
		Top Side of Tablet	0.76	0.73	0.00	0.00	0.00	0.00	0.00	0.00	0.00	0.00	0.00	0.00	1.49	1.49	1.49	1.49	1.49	1.49	0.93	0.93
		Bottom Side of Tablet	0.00	0.00	0.00	0.00	0.00	0.00	0.00	0.00	0.00	0.00	0.00	0.00	0.00	0.00	0.00	0.00	0.00	0.00	0.00	0.00
LTE 7	5GNR-n5	Bottom of Laptop	0.00	0.00	0.00	0.00	0.00	0.00	0.00	0.00	0.00	0.00	0.00	0.00	0.00	0.00	0.00	0.00	0.00	0.00	0.00	0.00
		Rear Face of Tablet	0.07	0.07	0.00	0.00	0.00	0.00	0.00	0.00	0.00	0.00	0.00	0.00	0.14	0.14	0.14	0.14	0.14	0.14	0.09	0.09
		Left Side of Tablet	0.04	0.00	0.24	0.15	0.78	0.64	0.10	0.05	2.92	1.96	0.00	0.00	0.28	0.19	0.82	0.68	0.14	0.09	0.32	0.22
		Right Side of Tablet	0.04	0.04	0.00	0.25	0.00	0.76	0.00	0.32	0.00	4.81	0.26	0.03	0.37	0.36	0.37	1.13	0.37	0.69	0.23	0.71
		Top Side of Tablet	0.79	0.73	0.00	0.00	0.00	0.00	0.00	0.00	0.00	0.00	0.00	0.00	1.52	1.52	1.52	1.52	1.52	1.52	0.95	0.95
		Bottom Side of Tablet	0.00	0.00	0.00	0.00	0.00	0.00	0.00	0.00	0.00	0.00	0.00	0.00	0.00	0.00	0.00	0.00	0.00	0.00	0.00	0.00
LTE 48	5GNR-n5	Bottom of Laptop	0.00	0.00	0.00	0.00	0.00	0.00	0.00	0.00	0.00	0.00	0.00	0.00	0.00	0.00	0.00	0.00	0.00	0.00	0.00	0.00
		Rear Face of Tablet	0.00	0.07	0.00	0.00	0.00	0.00	0.00	0.00	0.00	0.00	0.00	0.00	0.07	0.07	0.07	0.07	0.07	0.07	0.04	0.04
		Left Side of Tablet	0.78	0.00	0.24	0.15	0.78	0.64	0.10	0.05	2.92	1.96	0.00	0.00	1.02	0.93	1.56	1.42	0.88	0.83	0.78	0.68
		Right Side of Tablet	0.00	0.04	0.00	0.25	0.00	0.76	0.00	0.32	0.00	4.81	0.26	0.03	0.33	0.32	0.33	1.09	0.33	0.65	0.21	0.69
		Top Side of Tablet	0.02	0.73	0.00	0.00	0.00	0.00	0.00	0.00	0.00	0.00	0.00	0.00	0.75	0.75	0.75	0.75	0.75	0.75	0.47	0.47
		Bottom Side of Tablet	0.02	0.00	0.00	0.00	0.00	0.00	0.00	0.00	0.00	0.00	0.00	0.00	0.02	0.02	0.02	0.02	0.02	0.02	0.01	0.01
LTE 66	5GNR-n5	Bottom of Laptop	0.00	0.00	0.00	0.00	0.00	0.00	0.00	0.00	0.00	0.00	0.00	0.00	0.00	0.00	0.00	0.00	0.00	0.00	0.00	0.00
		Rear Face of Tablet	0.07	0.07	0.00	0.00	0.00	0.00	0.00	0.00	0.00	0.00	0.00	0.00	0.14	0.14	0.14	0.14	0.14	0.14	0.09	0.09
		Left Side of Tablet	0.00	0.00	0.24	0.15	0.78	0.64	0.10	0.05	2.92	1.96	0.00	0.00	0.24	0.15	0.78	0.64	0.10	0.05	0.29	0.20
		Right Side of Tablet	0.04	0.04	0.00	0.25	0.00	0.76	0.00	0.32	0.00	4.81	0.26	0.03	0.37	0.36	0.37	1.13	0.37	0.69	0.23	0.71
		Top Side of Tablet	0.78	0.73	0.00	0.00	0.00	0.00	0.00	0.00	0.00	0.00	0.00	0.00	1.51	1.51	1.51	1.51	1.51	1.51	0.94	0.94
		Bottom Side of Tablet	0.00	0.00	0.00	0.00	0.00	0.00	0.00	0.00	0.00	0.00	0.00	0.00	0.00	0.00	0.00	0.00	0.00	0.00	0.00	0.00
LTE 5	5GNR-n7	Bottom of Laptop	0.00	0.00	0.00	0.00	0.00	0.00	0.00	0.00	0.00	0.00	0.00	0.00	0.00	0.00	0.00	0.00	0.00	0.00	0.00	0.00
		Rear Face of Tablet	0.08	0.08	0.00	0.00	0.00	0.00	0.00	0.00	0.00	0.00	0.00	0.00	0.16	0.16	0.16	0.16	0.16	0.16	0.10	0.10
		Left Side of Tablet	0.04	0.00	0.24	0.15	0.78	0.64	0.10	0.05	2.92	1.96	0.00	0.00	0.28	0.19	0.82	0.68	0.14	0.09	0.32	0.22
		Right Side of Tablet	0.05	0.05	0.00	0.25	0.00	0.76	0.00	0.32	0.00	4.81	0.26	0.03	0.39	0.38	0.39	1.15	0.39	0.71	0.24	0.72
		Top Side of Tablet	0.79	0.78	0.00	0.00	0.00	0.00	0.00	0.00	0.00	0.00	0.00	0.00	1.57	1.57	1.57	1.57	1.57	1.57	0.98	0.98
		Bottom Side of Tablet	0.00	0.00	0.00	0.00	0.00	0.00	0.00	0.00	0.00	0.00	0.00	0.00	0.00	0.00	0.00	0.00	0.00	0.00	0.00	0.00
LTE 12	5GNR-n7	Bottom of Laptop	0.00	0.00	0.00	0.00	0.00	0.00	0.00	0.00	0.00	0.00	0.00	0.00	0.00	0.00	0.00	0.00	0.00	0.00	0.00	0.00
		Rear Face of Tablet	0.08	0.08	0.00	0.00	0.00	0.00	0.00	0.00	0.00	0.00	0.00	0.00	0.16	0.16	0.16	0.16	0.16	0.16	0.10	0.10
		Left Side of Tablet	0.00	0.00	0.24	0.15	0.78	0.64	0.10	0.05	2.92	1.96	0.00	0.00	0.24	0.15	0.78	0.64	0.10	0.05	0.29	0.20
		Right Side of Tablet	0.04	0.05	0.00	0.25	0.00	0.76	0.00	0.32	0.00	4.81	0.26	0.03	0.38	0.37	0.38	1.14	0.38	0.70	0.24	0.72
		Top Side of Tablet	0.76	0.78	0.00	0.00	0.00	0.00	0.00	0.00	0.00	0.00	0.00	0.00	1.54	1.54	1.54	1.54	1.54	1.54	0.96	0.96
		Bottom Side of Tablet	0.00	0.00	0.00	0.00	0.00	0.00	0.00	0.00	0.00	0.00	0.00	0.00	0.00	0.00	0.00	0.00	0.00	0.00	0.00	0.00
LTE 66	5GNR-n7	Bottom of Laptop	0.00	0.00	0.00	0.00	0.00	0.00	0.00	0.00	0.00	0.00	0.00	0.00	0.00	0.00	0.00	0.00	0.00	0.00	0.00	0.00
		Rear Face of Tablet	0.07	0.08	0.00	0.00	0.00	0.00	0.00	0.00	0.00	0.00	0.00	0.00	0.15	0.15	0.15	0.15	0.15	0.15	0.09	0.09
		Left Side of Tablet	0.00	0.00	0.24	0.15	0.78	0.64	0.10	0.05	2.92	1.96	0.00	0.00	0.24	0.15	0.78	0.64	0.10	0.05	0.29	0.20
		Right Side of Tablet	0.04	0.05	0.00	0.25	0.00	0.76	0.00	0.32	0.00	4.81	0.26	0.03	0.38	0.37	0.38	1.14	0.38	0.70	0.24	0.72
		Top Side of Tablet	0.78	0.78	0.00	0.00	0.00	0.00	0.00	0.00	0.00	0.00	0.00	0.00	1.56	1.56	1.56	1.56	1.56	1.56	0.98	0.98
		Bottom Side of Tablet	0.00	0.00	0.00	0.00	0.00	0.00	0.00	0.00	0.00	0.00	0.00	0.00	0.00	0.00	0.00	0.00	0.00	0.00	0.00	0.00

Simultaneous Transmission SAR Evaluation (Body)																						
Band	Band	Position	0	1	2	3	4	5	6	7	6a	7a	8	9	A(0+1+2+8+9)	B(0+1+3+9)	C(0+1+4+8+9)	E(0+1+5+8+9)	F(0+1+6+8+9)	H(0+1+7+8+9)	F(0+1+6a+8+9)	H(0+1+7a+8+9)
			Max WWAN	Max NR	WLAN 2.4GHz Ant 0	WLAN 2.4GHz Ant 0+1	Max WLAN 5GHz Ant 0	Max WLAN 5GHz Ant 0+1	Max WLAN 6GHz Ant 0	Max WLAN 6GHz Ant 0+1	Max WLAN 6GHz Ant 0	Max WLAN 6GHz Ant 0+1	BT Ant 1	RFID	Summimg result 10g SAR W/kg	Summimg result 10g SAR W/kg	Summimg result 10g SAR W/kg	Summimg result 10g SAR W/kg	Summimg result 10g SAR W/kg	Summimg result 10g SAR W/kg	Total Exposure Ratio	Total Exposure Ratio
			10g SAR W/kg	10g SAR W/kg	10g SAR W/kg	10g SAR W/kg	10g SAR W/kg	10g SAR W/kg	10g SAR W/kg	10g SAR W/kg	4cm² W/m²	4cm² W/m²	10g SAR W/kg	10g SAR W/kg								
LTE 71	5GNR-n7	Bottom of Laptop	0.00	0.00	0.00	0.00	0.00	0.00	0.00	0.00	0.00	0.00	0.00	0.00	0.00	0.00	0.00	0.00	0.00	0.00	0.00	0.00
		Rear Face of Tablet	0.08	0.08	0.00	0.00	0.00	0.00	0.00	0.00	0.00	0.00	0.00	0.00	0.16	0.16	0.16	0.16	0.16	0.16	0.10	0.10
		Left Side of Tablet	0.00	0.00	0.24	0.15	0.78	0.64	0.10	0.05	2.92	1.96	0.00	0.00	0.24	0.15	0.78	0.64	0.10	0.05	0.29	0.20
		Right Side of Tablet	0.05	0.05	0.00	0.25	0.00	0.76	0.00	0.32	0.00	4.81	0.26	0.03	0.39	0.38	0.39	1.15	0.39	0.71	0.24	0.72
		Top Side of Tablet	0.80	0.78	0.00	0.00	0.00	0.00	0.00	0.00	0.00	0.00	0.00	0.00	1.58	1.58	1.58	1.58	1.58	1.58	0.99	0.99
		Bottom Side of Tablet	0.00	0.00	0.00	0.00	0.00	0.00	0.00	0.00	0.00	0.00	0.00	0.00	0.00	0.00	0.00	0.00	0.00	0.00	0.00	0.00
LTE 5	5GNR-n25	Bottom of Laptop	0.00	0.00	0.00	0.00	0.00	0.00	0.00	0.00	0.00	0.00	0.00	0.00	0.00	0.00	0.00	0.00	0.00	0.00	0.00	0.00
		Rear Face of Tablet	0.08	0.07	0.00	0.00	0.00	0.00	0.00	0.00	0.00	0.00	0.00	0.00	0.15	0.15	0.15	0.15	0.15	0.15	0.09	0.09
		Left Side of Tablet	0.04	0.00	0.24	0.15	0.78	0.64	0.10	0.05	2.92	1.96	0.00	0.00	0.28	0.19	0.82	0.68	0.14	0.09	0.32	0.22
		Right Side of Tablet	0.05	0.04	0.00	0.25	0.00	0.76	0.00	0.32	0.00	4.81	0.26	0.03	0.38	0.37	0.38	1.14	0.38	0.70	0.24	0.72
		Top Side of Tablet	0.79	0.76	0.00	0.00	0.00	0.00	0.00	0.00	0.00	0.00	0.00	0.00	1.55	1.55	1.55	1.55	1.55	1.55	0.97	0.97
		Bottom Side of Tablet	0.00	0.00	0.00	0.00	0.00	0.00	0.00	0.00	0.00	0.00	0.00	0.00	0.00	0.00	0.00	0.00	0.00	0.00	0.00	0.00
LTE 12	5GNR-n25	Bottom of Laptop	0.00	0.00	0.00	0.00	0.00	0.00	0.00	0.00	0.00	0.00	0.00	0.00	0.00	0.00	0.00	0.00	0.00	0.00	0.00	0.00
		Rear Face of Tablet	0.08	0.07	0.00	0.00	0.00	0.00	0.00	0.00	0.00	0.00	0.00	0.00	0.15	0.15	0.15	0.15	0.15	0.15	0.09	0.09
		Left Side of Tablet	0.00	0.00	0.24	0.15	0.78	0.64	0.10	0.05	2.92	1.96	0.00	0.00	0.24	0.15	0.78	0.64	0.10	0.05	0.29	0.20
		Right Side of Tablet	0.04	0.04	0.00	0.25	0.00	0.76	0.00	0.32	0.00	4.81	0.26	0.03	0.37	0.36	0.37	1.13	0.37	0.69	0.23	0.71
		Top Side of Tablet	0.76	0.76	0.00	0.00	0.00	0.00	0.00	0.00	0.00	0.00	0.00	0.00	1.52	1.52	1.52	1.52	1.52	1.52	0.95	0.95
		Bottom Side of Tablet	0.00	0.00	0.00	0.00	0.00	0.00	0.00	0.00	0.00	0.00	0.00	0.00	0.00	0.00	0.00	0.00	0.00	0.00	0.00	0.00
LTE 13	5GNR-n25	Bottom of Laptop	0.00	0.00	0.00	0.00	0.00	0.00	0.00	0.00	0.00	0.00	0.00	0.00	0.00	0.00	0.00	0.00	0.00	0.00	0.00	0.00
		Rear Face of Tablet	0.07	0.07	0.00	0.00	0.00	0.00	0.00	0.00	0.00	0.00	0.00	0.00	0.14	0.14	0.14	0.14	0.14	0.14	0.09	0.09
		Left Side of Tablet	0.00	0.00	0.24	0.15	0.78	0.64	0.10	0.05	2.92	1.96	0.00	0.00	0.24	0.15	0.78	0.64	0.10	0.05	0.29	0.20
		Right Side of Tablet	0.04	0.04	0.00	0.25	0.00	0.76	0.00	0.32	0.00	4.81	0.26	0.03	0.37	0.36	0.37	1.13	0.37	0.69	0.23	0.71
		Top Side of Tablet	0.73	0.76	0.00	0.00	0.00	0.00	0.00	0.00	0.00	0.00	0.00	0.00	1.49	1.49	1.49	1.49	1.49	1.49	0.93	0.93
		Bottom Side of Tablet	0.00	0.00	0.00	0.00	0.00	0.00	0.00	0.00	0.00	0.00	0.00	0.00	0.00	0.00	0.00	0.00	0.00	0.00	0.00	0.00
LTE 14	5GNR-n25	Bottom of Laptop	0.00	0.00	0.00	0.00	0.00	0.00	0.00	0.00	0.00	0.00	0.00	0.00	0.00	0.00	0.00	0.00	0.00	0.00	0.00	0.00
		Rear Face of Tablet	0.08	0.07	0.00	0.00	0.00	0.00	0.00	0.00	0.00	0.00	0.00	0.00	0.15	0.15	0.15	0.15	0.15	0.15	0.09	0.09
		Left Side of Tablet	0.00	0.00	0.24	0.15	0.78	0.64	0.10	0.05	2.92	1.96	0.00	0.00	0.24	0.15	0.78	0.64	0.10	0.05	0.29	0.20
		Right Side of Tablet	0.05	0.04	0.00	0.25	0.00	0.76	0.00	0.32	0.00	4.81	0.26	0.03	0.38	0.37	0.38	1.14	0.38	0.70	0.24	0.72
		Top Side of Tablet	0.79	0.76	0.00	0.00	0.00	0.00	0.00	0.00	0.00	0.00	0.00	0.00	1.55	1.55	1.55	1.55	1.55	1.55	0.97	0.97
		Bottom Side of Tablet	0.00	0.00	0.00	0.00	0.00	0.00	0.00	0.00	0.00	0.00	0.00	0.00	0.00	0.00	0.00	0.00	0.00	0.00	0.00	0.00
LTE 48	5GNR-n25	Bottom of Laptop	0.00	0.00	0.00	0.00	0.00	0.00	0.00	0.00	0.00	0.00	0.00	0.00	0.00	0.00	0.00	0.00	0.00	0.00	0.00	0.00
		Rear Face of Tablet	0.00	0.07	0.00	0.00	0.00	0.00	0.00	0.00	0.00	0.00	0.00	0.00	0.07	0.07	0.07	0.07	0.07	0.07	0.04	0.04
		Left Side of Tablet	0.78	0.00	0.24	0.15	0.78	0.64	0.10	0.05	2.92	1.96	0.00	0.00	1.02	0.93	1.56	1.42	0.88	0.83	0.78	0.68
		Right Side of Tablet	0.00	0.04	0.00	0.25	0.00	0.76	0.00	0.32	0.00	4.81	0.26	0.03	0.33	0.32	0.33	1.09	0.33	0.65	0.21	0.69
		Top Side of Tablet	0.02	0.76	0.00	0.00	0.00	0.00	0.00	0.00	0.00	0.00	0.00	0.00	0.78	0.78	0.78	0.78	0.78	0.78	0.49	0.49
		Bottom Side of Tablet	0.02	0.00	0.00	0.00	0.00	0.00	0.00	0.00	0.00	0.00	0.00	0.00	0.02	0.02	0.02	0.02	0.02	0.02	0.01	0.01
LTE 71	5GNR-n25	Bottom of Laptop	0.00	0.00	0.00	0.00	0.00	0.00	0.00	0.00	0.00	0.00	0.00	0.00	0.00	0.00	0.00	0.00	0.00	0.00	0.00	0.00
		Rear Face of Tablet	0.08	0.07	0.00	0.00	0.00	0.00	0.00	0.00	0.00	0.00	0.00	0.00	0.15	0.15	0.15	0.15	0.15	0.15	0.09	0.09
		Left Side of Tablet	0.00	0.00	0.24	0.15	0.78	0.64	0.10	0.05	2.92	1.96	0.00	0.00	0.24	0.15	0.78	0.64	0.10	0.05	0.29	0.20
		Right Side of Tablet	0.05	0.04	0.00	0.25	0.00	0.76	0.00	0.32	0.00	4.81	0.26	0.03	0.38	0.37	0.38	1.14	0.38	0.70	0.24	0.72
		Top Side of Tablet	0.80	0.76	0.00	0.00	0.00	0.00	0.00	0.00	0.00	0.00	0.00	0.00	1.56	1.56	1.56	1.56	1.56	1.56	0.98	0.98
		Bottom Side of Tablet	0.00	0.00	0.00	0.00	0.00	0.00	0.00	0.00	0.00	0.00	0.00	0.00	0.00	0.00	0.00	0.00	0.00	0.00	0.00	0.00
LTE 2	5GNR-n41	Bottom of Laptop	0.00	0.00	0.00	0.00	0.00	0.00	0.00	0.00	0.00	0.00	0.00	0.00	0.00	0.00	0.00	0.00	0.00	0.00	0.00	0.00
		Rear Face of Tablet	0.08	0.00	0.00	0.00	0.00	0.00	0.00	0.00	0.00	0.00	0.00	0.00	0.08	0.08	0.08	0.08	0.08	0.08	0.05	0.05
		Left Side of Tablet	0.04	0.05	0.24	0.15	0.78	0.64	0.10	0.05	2.92	1.96	0.00	0.00	0.33	0.24	0.87	0.73	0.19	0.14	0.35	0.25
		Right Side of Tablet	0.04	0.04	0.00	0.25	0.00	0.76	0.00	0.32	0.00	4.81	0.26	0.03	0.37	0.36	0.37	1.13	0.37	0.69	0.23	0.71
		Top Side of Tablet	0.76	0.70	0.00	0.00	0.00	0.00	0.00	0.00	0.00	0.00	0.00	0.00	1.46	1.46	1.46	1.46	1.46	1.46	0.91	0.91
		Bottom Side of Tablet	0.00	0.00	0.00	0.00	0.00	0.00	0.00	0.00	0.00	0.00	0.00	0.00	0.00	0.00	0.00	0.00	0.00	0.00	0.00	0.00

Simultaneous Transmission SAR Evaluation (Body)																						
Band	Band	Position	0	1	2	3	4	5	6	7	6a	7a	8	9	A(0+1+2+8+9)	B(0+1+3+9)	C(0+1+4+8+9)	E(0+1+5+8+9)	F(0+1+6+8+9)	H(0+1+7+8+9)	F(0+1+6a+8+9)	H(0+1+7a+8+9)
			Max WWAN	Max NR	WLAN 2.4GHz Ant 0	WLAN 2.4GHz Ant 0+1	Max WLAN 5GHz Ant 0	Max WLAN 5GHz Ant 0+1	Max WLAN 6GHz Ant 0	Max WLAN 6GHz Ant 0+1	Max WLAN 6GHz Ant 0	Max WLAN 6GHz Ant 0+1	BT Ant 1	RFID	Summimg result 10g SAR W/kg	Summimg result 10g SAR W/kg	Summimg result 10g SAR W/kg	Summimg result 10g SAR W/kg	Summimg result 10g SAR W/kg	Summimg result 10g SAR W/kg	Total Exposure Ratio	Total Exposure Ratio
			10g SAR W/kg	10g SAR W/kg	10g SAR W/kg	10g SAR W/kg	10g SAR W/kg	10g SAR W/kg	10g SAR W/kg	10g SAR W/kg	4cm² W/m²	4cm² W/m²	10g SAR W/kg	10g SAR W/kg								
LTE 4	5GNR-n41	Bottom of Laptop	0.00	0.00	0.00	0.00	0.00	0.00	0.00	0.00	0.00	0.00	0.00	0.00	0.00	0.00	0.00	0.00	0.00	0.00	0.00	0.00
		Rear Face of Tablet	0.08	0.00	0.00	0.00	0.00	0.00	0.00	0.00	0.00	0.00	0.00	0.00	0.08	0.08	0.08	0.08	0.08	0.08	0.05	0.05
		Left Side of Tablet	0.04	0.05	0.24	0.15	0.78	0.64	0.10	0.05	2.92	1.96	0.00	0.00	0.33	0.24	0.87	0.73	0.19	0.14	0.35	0.25
		Right Side of Tablet	0.05	0.04	0.00	0.25	0.00	0.76	0.00	0.32	0.00	4.81	0.26	0.03	0.38	0.37	0.38	1.14	0.38	0.70	0.24	0.72
		Top Side of Tablet	0.78	0.70	0.00	0.00	0.00	0.00	0.00	0.00	0.00	0.00	0.00	0.00	1.48	1.48	1.48	1.48	1.48	1.48	0.93	0.93
		Bottom Side of Tablet	0.00	0.00	0.00	0.00	0.00	0.00	0.00	0.00	0.00	0.00	0.00	0.00	0.00	0.00	0.00	0.00	0.00	0.00	0.00	0.00
LTE 5	5GNR-n41	Bottom of Laptop	0.00	0.00	0.00	0.00	0.00	0.00	0.00	0.00	0.00	0.00	0.00	0.00	0.00	0.00	0.00	0.00	0.00	0.00	0.00	0.00
		Rear Face of Tablet	0.08	0.00	0.00	0.00	0.00	0.00	0.00	0.00	0.00	0.00	0.00	0.00	0.08	0.08	0.08	0.08	0.08	0.08	0.05	0.05
		Left Side of Tablet	0.04	0.05	0.24	0.15	0.78	0.64	0.10	0.05	2.92	1.96	0.00	0.00	0.33	0.24	0.87	0.73	0.19	0.14	0.35	0.25
		Right Side of Tablet	0.05	0.04	0.00	0.25	0.00	0.76	0.00	0.32	0.00	4.81	0.26	0.03	0.38	0.37	0.38	1.14	0.38	0.70	0.24	0.72
		Top Side of Tablet	0.79	0.70	0.00	0.00	0.00	0.00	0.00	0.00	0.00	0.00	0.00	0.00	1.49	1.49	1.49	1.49	1.49	1.49	0.93	0.93
		Bottom Side of Tablet	0.00	0.00	0.00	0.00	0.00	0.00	0.00	0.00	0.00	0.00	0.00	0.00	0.00	0.00	0.00	0.00	0.00	0.00	0.00	0.00
LTE 12	5GNR-n41	Bottom of Laptop	0.00	0.00	0.00	0.00	0.00	0.00	0.00	0.00	0.00	0.00	0.00	0.00	0.00	0.00	0.00	0.00	0.00	0.00	0.00	0.00
		Rear Face of Tablet	0.08	0.00	0.00	0.00	0.00	0.00	0.00	0.00	0.00	0.00	0.00	0.00	0.08	0.08	0.08	0.08	0.08	0.08	0.05	0.05
		Left Side of Tablet	0.00	0.05	0.24	0.15	0.78	0.64	0.10	0.05	2.92	1.96	0.00	0.00	0.29	0.20	0.83	0.69	0.15	0.10	0.32	0.23
		Right Side of Tablet	0.04	0.04	0.00	0.25	0.00	0.76	0.00	0.32	0.00	4.81	0.26	0.03	0.37	0.36	0.37	1.13	0.37	0.69	0.23	0.71
		Top Side of Tablet	0.76	0.70	0.00	0.00	0.00	0.00	0.00	0.00	0.00	0.00	0.00	0.00	1.46	1.46	1.46	1.46	1.46	1.46	0.91	0.91
		Bottom Side of Tablet	0.00	0.00	0.00	0.00	0.00	0.00	0.00	0.00	0.00	0.00	0.00	0.00	0.00	0.00	0.00	0.00	0.00	0.00	0.00	0.00
LTE 25	5GNR-n41	Bottom of Laptop	0.00	0.00	0.00	0.00	0.00	0.00	0.00	0.00	0.00	0.00	0.00	0.00	0.00	0.00	0.00	0.00	0.00	0.00	0.00	0.00
		Rear Face of Tablet	0.07	0.00	0.00	0.00	0.00	0.00	0.00	0.00	0.00	0.00	0.00	0.00	0.07	0.07	0.07	0.07	0.07	0.07	0.04	0.04
		Left Side of Tablet	0.00	0.05	0.24	0.15	0.78	0.64	0.10	0.05	2.92	1.96	0.00	0.00	0.29	0.20	0.83	0.69	0.15	0.10	0.32	0.23
		Right Side of Tablet	0.04	0.04	0.00	0.25	0.00	0.76	0.00	0.32	0.00	4.81	0.26	0.03	0.37	0.36	0.37	1.13	0.37	0.69	0.23	0.71
		Top Side of Tablet	0.77	0.70	0.00	0.00	0.00	0.00	0.00	0.00	0.00	0.00	0.00	0.00	1.47	1.47	1.47	1.47	1.47	1.47	0.92	0.92
		Bottom Side of Tablet	0.00	0.00	0.00	0.00	0.00	0.00	0.00	0.00	0.00	0.00	0.00	0.00	0.00	0.00	0.00	0.00	0.00	0.00	0.00	0.00
LTE 26	5GNR-n41	Bottom of Laptop	0.00	0.00	0.00	0.00	0.00	0.00	0.00	0.00	0.00	0.00	0.00	0.00	0.00	0.00	0.00	0.00	0.00	0.00	0.00	0.00
		Rear Face of Tablet	0.07	0.00	0.00	0.00	0.00	0.00	0.00	0.00	0.00	0.00	0.00	0.00	0.07	0.07	0.07	0.07	0.07	0.07	0.04	0.04
		Left Side of Tablet	0.00	0.05	0.24	0.15	0.78	0.64	0.10	0.05	2.92	1.96	0.00	0.00	0.29	0.20	0.83	0.69	0.15	0.10	0.32	0.23
		Right Side of Tablet	0.04	0.04	0.00	0.25	0.00	0.76	0.00	0.32	0.00	4.81	0.26	0.03	0.37	0.36	0.37	1.13	0.37	0.69	0.23	0.71
		Top Side of Tablet	0.72	0.70	0.00	0.00	0.00	0.00	0.00	0.00	0.00	0.00	0.00	0.00	1.42	1.42	1.42	1.42	1.42	1.42	0.89	0.89
		Bottom Side of Tablet	0.00	0.00	0.00	0.00	0.00	0.00	0.00	0.00	0.00	0.00	0.00	0.00	0.00	0.00	0.00	0.00	0.00	0.00	0.00	0.00
LTE 41	5GNR-n41	Bottom of Laptop	0.00	0.00	0.00	0.00	0.00	0.00	0.00	0.00	0.00	0.00	0.00	0.00	0.00	0.00	0.00	0.00	0.00	0.00	0.00	0.00
		Rear Face of Tablet	0.05	0.00	0.00	0.00	0.00	0.00	0.00	0.00	0.00	0.00	0.00	0.00	0.05	0.05	0.05	0.05	0.05	0.05	0.03	0.03
		Left Side of Tablet	0.00	0.05	0.24	0.15	0.78	0.64	0.10	0.05	2.92	1.96	0.00	0.00	0.29	0.20	0.83	0.69	0.15	0.10	0.32	0.23
		Right Side of Tablet	0.03	0.04	0.00	0.25	0.00	0.76	0.00	0.32	0.00	4.81	0.26	0.03	0.36	0.35	0.36	1.12	0.36	0.68	0.23	0.71
		Top Side of Tablet	0.72	0.70	0.00	0.00	0.00	0.00	0.00	0.00	0.00	0.00	0.00	0.00	1.42	1.42	1.42	1.42	1.42	1.42	0.89	0.89
		Bottom Side of Tablet	0.00	0.00	0.00	0.00	0.00	0.00	0.00	0.00	0.00	0.00	0.00	0.00	0.00	0.00	0.00	0.00	0.00	0.00	0.00	0.00
LTE 66	5GNR-n41	Bottom of Laptop	0.00	0.00	0.00	0.00	0.00	0.00	0.00	0.00	0.00	0.00	0.00	0.00	0.00	0.00	0.00	0.00	0.00	0.00	0.00	0.00
		Rear Face of Tablet	0.07	0.00	0.00	0.00	0.00	0.00	0.00	0.00	0.00	0.00	0.00	0.00	0.07	0.07	0.07	0.07	0.07	0.07	0.04	0.04
		Left Side of Tablet	0.00	0.05	0.24	0.15	0.78	0.64	0.10	0.05	2.92	1.96	0.00	0.00	0.29	0.20	0.83	0.69	0.15	0.10	0.32	0.23
		Right Side of Tablet	0.04	0.04	0.00	0.25	0.00	0.76	0.00	0.32	0.00	4.81	0.26	0.03	0.37	0.36	0.37	1.13	0.37	0.69	0.23	0.71
		Top Side of Tablet	0.78	0.70	0.00	0.00	0.00	0.00	0.00	0.00	0.00	0.00	0.00	0.00	1.48	1.48	1.48	1.48	1.48	1.48	0.93	0.93
		Bottom Side of Tablet	0.00	0.00	0.00	0.00	0.00	0.00	0.00	0.00	0.00	0.00	0.00	0.00	0.00	0.00	0.00	0.00	0.00	0.00	0.00	0.00
LTE 71	5GNR-n41	Bottom of Laptop	0.00	0.00	0.00	0.00	0.00	0.00	0.00	0.00	0.00	0.00	0.00	0.00	0.00	0.00	0.00	0.00	0.00	0.00	0.00	0.00
		Rear Face of Tablet	0.08	0.00	0.00	0.00	0.00	0.00	0.00	0.00	0.00	0.00	0.00	0.00	0.08	0.08	0.08	0.08	0.08	0.08	0.05	0.05
		Left Side of Tablet	0.00	0.05	0.24	0.15	0.78	0.64	0.10	0.05	2.92	1.96	0.00	0.00	0.29	0.20	0.83	0.69	0.15	0.10	0.32	0.23
		Right Side of Tablet	0.05	0.04	0.00	0.25	0.00	0.76	0.00	0.32	0.00	4.81	0.26	0.03	0.38	0.37	0.38	1.14	0.38	0.70	0.24	0.72
		Top Side of Tablet	0.80	0.70	0.00	0.00	0.00	0.00	0.00	0.00	0.00	0.00	0.00	0.00	1.50	1.50	1.50	1.50	1.50	1.50	0.94	0.94
		Bottom Side of Tablet	0.00	0.00	0.00	0.00	0.00	0.00	0.00	0.00	0.00	0.00	0.00	0.00	0.00	0.00	0.00	0.00	0.00	0.00	0.00	0.00

Simultaneous Transmission SAR Evaluation (Body)																						
			0	1	2	3	4	5	6	7	6a	7a	8	9	A(0+1+2+8+9)	B(0+1+3+9)	C(0+1+4+8+9)	E(0+1+5+8+9)	F(0+1+6+8+9)	H(0+1+7+8+9)	F(0+1+6a+8+9)	H(0+1+7a+8+9)
Band	Band	Position	Max WWAN	Max NR	WLAN 2.4GHz Ant 0	WLAN 2.4GHz Ant 0+1	Max WLAN 5GHz Ant 0	Max WLAN 5GHz Ant 0+1	Max WLAN 6GHz Ant 0	Max WLAN 6GHz Ant 0+1	Max WLAN 6GHz Ant 0	Max WLAN 6GHz Ant 0+1	BT Ant 1	RFID	Summimg result 10g SAR W/kg	Summimg result 10g SAR W/kg	Summimg result 10g SAR W/kg	Summimg result 10g SAR W/kg	Summimg result 10g SAR W/kg	Summimg result 10g SAR W/kg	Total Exposure Ratio	Total Exposure Ratio
			10g SAR W/kg	10g SAR W/kg	10g SAR W/kg	10g SAR W/kg	10g SAR W/kg	10g SAR W/kg	10g SAR W/kg	10g SAR W/kg	4cm² W/m²	4cm² W/m²	10g SAR W/kg	10g SAR W/kg								
LTE 5	5GNR-n66	Bottom of Laptop	0.00	0.00	0.00	0.00	0.00	0.00	0.00	0.00	0.00	0.00	0.00	0.00	0.00	0.00	0.00	0.00	0.00	0.00	0.00	0.00
		Rear Face of Tablet	0.08	0.06	0.00	0.00	0.00	0.00	0.00	0.00	0.00	0.00	0.00	0.00	0.14	0.14	0.14	0.14	0.14	0.14	0.09	0.09
		Left Side of Tablet	0.04	0.00	0.24	0.15	0.78	0.64	0.10	0.05	2.92	1.96	0.00	0.00	0.28	0.19	0.82	0.68	0.14	0.09	0.32	0.22
		Right Side of Tablet	0.05	0.04	0.00	0.25	0.00	0.76	0.00	0.32	0.00	4.81	0.26	0.03	0.38	0.37	0.38	1.14	0.38	0.70	0.24	0.72
		Top Side of Tablet	0.79	0.78	0.00	0.00	0.00	0.00	0.00	0.00	0.00	0.00	0.00	0.00	1.57	1.57	1.57	1.57	1.57	1.57	0.98	0.98
		Bottom Side of Tablet	0.00	0.00	0.00	0.00	0.00	0.00	0.00	0.00	0.00	0.00	0.00	0.00	0.00	0.00	0.00	0.00	0.00	0.00	0.00	0.00
LTE 12	5GNR-n66	Bottom of Laptop	0.00	0.00	0.00	0.00	0.00	0.00	0.00	0.00	0.00	0.00	0.00	0.00	0.00	0.00	0.00	0.00	0.00	0.00	0.00	0.00
		Rear Face of Tablet	0.08	0.06	0.00	0.00	0.00	0.00	0.00	0.00	0.00	0.00	0.00	0.00	0.14	0.14	0.14	0.14	0.14	0.14	0.09	0.09
		Left Side of Tablet	0.00	0.00	0.24	0.15	0.78	0.64	0.10	0.05	2.92	1.96	0.00	0.00	0.24	0.15	0.78	0.64	0.10	0.05	0.29	0.20
		Right Side of Tablet	0.04	0.04	0.00	0.25	0.00	0.76	0.00	0.32	0.00	4.81	0.26	0.03	0.37	0.36	0.37	1.13	0.37	0.69	0.23	0.71
		Top Side of Tablet	0.76	0.78	0.00	0.00	0.00	0.00	0.00	0.00	0.00	0.00	0.00	0.00	1.54	1.54	1.54	1.54	1.54	1.54	0.96	0.96
		Bottom Side of Tablet	0.00	0.00	0.00	0.00	0.00	0.00	0.00	0.00	0.00	0.00	0.00	0.00	0.00	0.00	0.00	0.00	0.00	0.00	0.00	0.00
LTE 14	5GNR-n66	Bottom of Laptop	0.00	0.00	0.00	0.00	0.00	0.00	0.00	0.00	0.00	0.00	0.00	0.00	0.00	0.00	0.00	0.00	0.00	0.00	0.00	0.00
		Rear Face of Tablet	0.08	0.06	0.00	0.00	0.00	0.00	0.00	0.00	0.00	0.00	0.00	0.00	0.14	0.14	0.14	0.14	0.14	0.14	0.09	0.09
		Left Side of Tablet	0.00	0.00	0.24	0.15	0.78	0.64	0.10	0.05	2.92	1.96	0.00	0.00	0.24	0.15	0.78	0.64	0.10	0.05	0.29	0.20
		Right Side of Tablet	0.05	0.04	0.00	0.25	0.00	0.76	0.00	0.32	0.00	4.81	0.26	0.03	0.38	0.37	0.38	1.14	0.38	0.70	0.24	0.72
		Top Side of Tablet	0.79	0.78	0.00	0.00	0.00	0.00	0.00	0.00	0.00	0.00	0.00	0.00	1.57	1.57	1.57	1.57	1.57	1.57	0.98	0.98
		Bottom Side of Tablet	0.00	0.00	0.00	0.00	0.00	0.00	0.00	0.00	0.00	0.00	0.00	0.00	0.00	0.00	0.00	0.00	0.00	0.00	0.00	0.00
LTE 48	5GNR-n66	Bottom of Laptop	0.00	0.00	0.00	0.00	0.00	0.00	0.00	0.00	0.00	0.00	0.00	0.00	0.00	0.00	0.00	0.00	0.00	0.00	0.00	0.00
		Rear Face of Tablet	0.00	0.06	0.00	0.00	0.00	0.00	0.00	0.00	0.00	0.00	0.00	0.00	0.06	0.06	0.06	0.06	0.06	0.06	0.04	0.04
		Left Side of Tablet	0.78	0.00	0.24	0.15	0.78	0.64	0.10	0.05	2.92	1.96	0.00	0.00	1.02	0.93	1.56	1.42	0.88	0.83	0.78	0.68
		Right Side of Tablet	0.00	0.04	0.00	0.25	0.00	0.76	0.00	0.32	0.00	4.81	0.26	0.03	0.33	0.32	0.33	1.09	0.33	0.65	0.21	0.69
		Top Side of Tablet	0.02	0.78	0.00	0.00	0.00	0.00	0.00	0.00	0.00	0.00	0.00	0.00	0.80	0.80	0.80	0.80	0.80	0.80	0.50	0.50
		Bottom Side of Tablet	0.02	0.00	0.00	0.00	0.00	0.00	0.00	0.00	0.00	0.00	0.00	0.00	0.02	0.02	0.02	0.02	0.02	0.02	0.01	0.01
LTE 71	5GNR-n66	Bottom of Laptop	0.00	0.00	0.00	0.00	0.00	0.00	0.00	0.00	0.00	0.00	0.00	0.00	0.00	0.00	0.00	0.00	0.00	0.00	0.00	0.00
		Rear Face of Tablet	0.08	0.06	0.00	0.00	0.00	0.00	0.00	0.00	0.00	0.00	0.00	0.00	0.14	0.14	0.14	0.14	0.14	0.14	0.09	0.09
		Left Side of Tablet	0.00	0.00	0.24	0.15	0.78	0.64	0.10	0.05	2.92	1.96	0.00	0.00	0.24	0.15	0.78	0.64	0.10	0.05	0.29	0.20
		Right Side of Tablet	0.05	0.04	0.00	0.25	0.00	0.76	0.00	0.32	0.00	4.81	0.26	0.03	0.38	0.37	0.38	1.14	0.38	0.70	0.24	0.72
		Top Side of Tablet	0.80	0.78	0.00	0.00	0.00	0.00	0.00	0.00	0.00	0.00	0.00	0.00	1.58	1.58	1.58	1.58	1.58	1.58	0.99	0.99
		Bottom Side of Tablet	0.00	0.00	0.00	0.00	0.00	0.00	0.00	0.00	0.00	0.00	0.00	0.00	0.00	0.00	0.00	0.00	0.00	0.00	0.00	0.00
LTE 2	5GNR-n71	Bottom of Laptop	0.00	0.00	0.00	0.00	0.00	0.00	0.00	0.00	0.00	0.00	0.00	0.00	0.00	0.00	0.00	0.00	0.00	0.00	0.00	0.00
		Rear Face of Tablet	0.08	0.06	0.00	0.00	0.00	0.00	0.00	0.00	0.00	0.00	0.00	0.00	0.14	0.14	0.14	0.14	0.14	0.14	0.09	0.09
		Left Side of Tablet	0.04	0.00	0.24	0.15	0.78	0.64	0.10	0.05	2.92	1.96	0.00	0.00	0.28	0.19	0.82	0.68	0.14	0.09	0.32	0.22
		Right Side of Tablet	0.04	0.03	0.00	0.25	0.00	0.76	0.00	0.32	0.00	4.81	0.26	0.03	0.36	0.35	0.36	1.12	0.36	0.68	0.23	0.71
		Top Side of Tablet	0.76	0.64	0.00	0.00	0.00	0.00	0.00	0.00	0.00	0.00	0.00	0.00	1.40	1.40	1.40	1.40	1.40	1.40	0.88	0.88
		Bottom Side of Tablet	0.00	0.00	0.00	0.00	0.00	0.00	0.00	0.00	0.00	0.00	0.00	0.00	0.00	0.00	0.00	0.00	0.00	0.00	0.00	0.00
LTE 7	5GNR-n71	Bottom of Laptop	0.00	0.00	0.00	0.00	0.00	0.00	0.00	0.00	0.00	0.00	0.00	0.00	0.00	0.00	0.00	0.00	0.00	0.00	0.00	0.00
		Rear Face of Tablet	0.07	0.06	0.00	0.00	0.00	0.00	0.00	0.00	0.00	0.00	0.00	0.00	0.13	0.13	0.13	0.13	0.13	0.13	0.08	0.08
		Left Side of Tablet	0.04	0.00	0.24	0.15	0.78	0.64	0.10	0.05	2.92	1.96	0.00	0.00	0.28	0.19	0.82	0.68	0.14	0.09	0.32	0.22
		Right Side of Tablet	0.04	0.03	0.00	0.25	0.00	0.76	0.00	0.32	0.00	4.81	0.26	0.03	0.36	0.35	0.36	1.12	0.36	0.68	0.23	0.71
		Top Side of Tablet	0.79	0.64	0.00	0.00	0.00	0.00	0.00	0.00	0.00	0.00	0.00	0.00	1.43	1.43	1.43	1.43	1.43	1.43	0.89	0.89
		Bottom Side of Tablet	0.00	0.00	0.00	0.00	0.00	0.00	0.00	0.00	0.00	0.00	0.00	0.00	0.00	0.00	0.00	0.00	0.00	0.00	0.00	0.00
LTE 48	5GNR-n71	Bottom of Laptop	0.00	0.00	0.00	0.00	0.00	0.00	0.00	0.00	0.00	0.00	0.00	0.00	0.00	0.00	0.00	0.00	0.00	0.00	0.00	0.00
		Rear Face of Tablet	0.00	0.06	0.00	0.00	0.00	0.00	0.00	0.00	0.00	0.00	0.00	0.00	0.06	0.06	0.06	0.06	0.06	0.06	0.04	0.04
		Left Side of Tablet	0.78	0.00	0.24	0.15	0.78	0.64	0.10	0.05	2.92	1.96	0.00	0.00	1.02	0.93	1.56	1.42	0.88	0.83	0.78	0.68
		Right Side of Tablet	0.00	0.03	0.00	0.25	0.00	0.76	0.00	0.32	0.00	4.81	0.26	0.03	0.32	0.31	0.32	1.08	0.32	0.64	0.20	0.68
		Top Side of Tablet	0.02	0.64	0.00	0.00	0.00	0.00	0.00	0.00	0.00	0.00	0.00	0.00	0.66	0.66	0.66	0.66	0.66	0.66	0.41	0.41
		Bottom Side of Tablet	0.02	0.00	0.00	0.00	0.00	0.00	0.00	0.00	0.00	0.00	0.00	0.00	0.02	0.02	0.02	0.02	0.02	0.02	0.01	0.01

Simultaneous Transmission SAR Evaluation (Body)																						
Band	Band	Position	0	1	2	3	4	5	6	7	6a	7a	8	9	A(0+1+2+8+9)	B(0+1+3+9)	C(0+1+4+8+9)	E(0+1+5+8+9)	F(0+1+6+8+9)	H(0+1+7+8+9)	F(0+1+6a+8+9)	H(0+1+7a+8+9)
			Max WWAN	Max NR	WLAN 2.4GHz Ant 0	WLAN 2.4GHz Ant 0+1	Max WLAN 5GHz Ant 0	Max WLAN 5GHz Ant 0+1	Max WLAN 6GHz Ant 0	Max WLAN 6GHz Ant 0+1	Max WLAN 6GHz Ant 0	Max WLAN 6GHz Ant 0+1	BT Ant 1	RFID	Summimg result 10g SAR W/kg	Summimg result 10g SAR W/kg	Summimg result 10g SAR W/kg	Summimg result 10g SAR W/kg	Summimg result 10g SAR W/kg	Summimg result 10g SAR W/kg	Total Exposure Ratio	Total Exposure Ratio
			10g SAR W/kg	10g SAR W/kg	10g SAR W/kg	10g SAR W/kg	10g SAR W/kg	10g SAR W/kg	10g SAR W/kg	10g SAR W/kg	4cm² W/m²	4cm² W/m²	10g SAR W/kg	10g SAR W/kg								
LTE 66	5GNR-n71	Bottom of Laptop	0.00	0.00	0.00	0.00	0.00	0.00	0.00	0.00	0.00	0.00	0.00	0.00	0.00	0.00	0.00	0.00	0.00	0.00	0.00	0.00
		Rear Face of Tablet	0.07	0.06	0.00	0.00	0.00	0.00	0.00	0.00	0.00	0.00	0.00	0.00	0.13	0.13	0.13	0.13	0.13	0.13	0.08	0.08
		Left Side of Tablet	0.00	0.00	0.24	0.15	0.78	0.64	0.10	0.05	2.92	1.96	0.00	0.00	0.24	0.15	0.78	0.64	0.10	0.05	0.29	0.20
		Right Side of Tablet	0.04	0.03	0.00	0.25	0.00	0.76	0.00	0.32	0.00	4.81	0.26	0.03	0.36	0.35	0.36	1.12	0.36	0.68	0.23	0.71
		Top Side of Tablet	0.78	0.64	0.00	0.00	0.00	0.00	0.00	0.00	0.00	0.00	0.00	0.00	1.42	1.42	1.42	1.42	1.42	1.42	0.89	0.89
		Bottom Side of Tablet	0.00	0.00	0.00	0.00	0.00	0.00	0.00	0.00	0.00	0.00	0.00	0.00	0.00	0.00	0.00	0.00	0.00	0.00	0.00	0.00
LTE 2	5GNR-n77	Bottom of Laptop	0.00	0.00	0.00	0.00	0.00	0.00	0.00	0.00	0.00	0.00	0.00	0.00	0.00	0.00	0.00	0.00	0.00	0.00	0.00	0.00
		Rear Face of Tablet	0.08	0.00	0.00	0.00	0.00	0.00	0.00	0.00	0.00	0.00	0.00	0.00	0.08	0.08	0.08	0.08	0.08	0.08	0.05	0.05
		Left Side of Tablet	0.04	0.76	0.24	0.15	0.78	0.64	0.10	0.05	2.92	1.96	0.00	0.00	1.04	0.95	1.58	1.44	0.90	0.85	0.79	0.70
		Right Side of Tablet	0.04	0.11	0.00	0.25	0.00	0.76	0.00	0.32	0.00	4.81	0.26	0.03	0.44	0.43	0.44	1.20	0.44	0.76	0.28	0.76
		Top Side of Tablet	0.76	0.00	0.00	0.00	0.00	0.00	0.00	0.00	0.00	0.00	0.00	0.00	0.76	0.76	0.76	0.76	0.76	0.76	0.48	0.48
		Bottom Side of Tablet	0.00	0.00	0.00	0.00	0.00	0.00	0.00	0.00	0.00	0.00	0.00	0.00	0.00	0.00	0.00	0.00	0.00	0.00	0.00	0.00
LTE 5	5GNR-n77	Bottom of Laptop	0.00	0.00	0.00	0.00	0.00	0.00	0.00	0.00	0.00	0.00	0.00	0.00	0.00	0.00	0.00	0.00	0.00	0.00	0.00	0.00
		Rear Face of Tablet	0.08	0.00	0.00	0.00	0.00	0.00	0.00	0.00	0.00	0.00	0.00	0.00	0.08	0.08	0.08	0.08	0.08	0.08	0.05	0.05
		Left Side of Tablet	0.04	0.76	0.24	0.15	0.78	0.64	0.10	0.05	2.92	1.96	0.00	0.00	1.04	0.95	1.58	1.44	0.90	0.85	0.79	0.70
		Right Side of Tablet	0.05	0.11	0.00	0.25	0.00	0.76	0.00	0.32	0.00	4.81	0.26	0.03	0.45	0.44	0.45	1.21	0.45	0.77	0.28	0.76
		Top Side of Tablet	0.79	0.00	0.00	0.00	0.00	0.00	0.00	0.00	0.00	0.00	0.00	0.00	0.79	0.79	0.79	0.79	0.79	0.79	0.49	0.49
		Bottom Side of Tablet	0.00	0.00	0.00	0.00	0.00	0.00	0.00	0.00	0.00	0.00	0.00	0.00	0.00	0.00	0.00	0.00	0.00	0.00	0.00	0.00
LTE 7	5GNR-n77	Bottom of Laptop	0.00	0.00	0.00	0.00	0.00	0.00	0.00	0.00	0.00	0.00	0.00	0.00	0.00	0.00	0.00	0.00	0.00	0.00	0.00	0.00
		Rear Face of Tablet	0.07	0.00	0.00	0.00	0.00	0.00	0.00	0.00	0.00	0.00	0.00	0.00	0.07	0.07	0.07	0.07	0.07	0.07	0.04	0.04
		Left Side of Tablet	0.04	0.76	0.24	0.15	0.78	0.64	0.10	0.05	2.92	1.96	0.00	0.00	1.04	0.95	1.58	1.44	0.90	0.85	0.79	0.70
		Right Side of Tablet	0.04	0.11	0.00	0.25	0.00	0.76	0.00	0.32	0.00	4.81	0.26	0.03	0.44	0.43	0.44	1.20	0.44	0.76	0.28	0.76
		Top Side of Tablet	0.79	0.00	0.00	0.00	0.00	0.00	0.00	0.00	0.00	0.00	0.00	0.00	0.79	0.79	0.79	0.79	0.79	0.79	0.49	0.49
		Bottom Side of Tablet	0.00	0.00	0.00	0.00	0.00	0.00	0.00	0.00	0.00	0.00	0.00	0.00	0.00	0.00	0.00	0.00	0.00	0.00	0.00	0.00
LTE 12	5GNR-n77	Bottom of Laptop	0.00	0.00	0.00	0.00	0.00	0.00	0.00	0.00	0.00	0.00	0.00	0.00	0.00	0.00	0.00	0.00	0.00	0.00	0.00	0.00
		Rear Face of Tablet	0.08	0.00	0.00	0.00	0.00	0.00	0.00	0.00	0.00	0.00	0.00	0.00	0.08	0.08	0.08	0.08	0.08	0.08	0.05	0.05
		Left Side of Tablet	0.00	0.76	0.24	0.15	0.78	0.64	0.10	0.05	2.92	1.96	0.00	0.00	1.00	0.91	1.54	1.40	0.86	0.81	0.77	0.67
		Right Side of Tablet	0.04	0.11	0.00	0.25	0.00	0.76	0.00	0.32	0.00	4.81	0.26	0.03	0.44	0.43	0.44	1.20	0.44	0.76	0.28	0.76
		Top Side of Tablet	0.76	0.00	0.00	0.00	0.00	0.00	0.00	0.00	0.00	0.00	0.00	0.00	0.76	0.76	0.76	0.76	0.76	0.76	0.48	0.48
		Bottom Side of Tablet	0.00	0.00	0.00	0.00	0.00	0.00	0.00	0.00	0.00	0.00	0.00	0.00	0.00	0.00	0.00	0.00	0.00	0.00	0.00	0.00
LTE 13	5GNR-n77	Bottom of Laptop	0.00	0.00	0.00	0.00	0.00	0.00	0.00	0.00	0.00	0.00	0.00	0.00	0.00	0.00	0.00	0.00	0.00	0.00	0.00	0.00
		Rear Face of Tablet	0.07	0.00	0.00	0.00	0.00	0.00	0.00	0.00	0.00	0.00	0.00	0.00	0.07	0.07	0.07	0.07	0.07	0.07	0.04	0.04
		Left Side of Tablet	0.00	0.76	0.24	0.15	0.78	0.64	0.10	0.05	2.92	1.96	0.00	0.00	1.00	0.91	1.54	1.40	0.86	0.81	0.77	0.67
		Right Side of Tablet	0.04	0.11	0.00	0.25	0.00	0.76	0.00	0.32	0.00	4.81	0.26	0.03	0.44	0.43	0.44	1.20	0.44	0.76	0.28	0.76
		Top Side of Tablet	0.73	0.00	0.00	0.00	0.00	0.00	0.00	0.00	0.00	0.00	0.00	0.00	0.73	0.73	0.73	0.73	0.73	0.73	0.46	0.46
		Bottom Side of Tablet	0.00	0.00	0.00	0.00	0.00	0.00	0.00	0.00	0.00	0.00	0.00	0.00	0.00	0.00	0.00	0.00	0.00	0.00	0.00	0.00
LTE 14	5GNR-n77	Bottom of Laptop	0.00	0.00	0.00	0.00	0.00	0.00	0.00	0.00	0.00	0.00	0.00	0.00	0.00	0.00	0.00	0.00	0.00	0.00	0.00	0.00
		Rear Face of Tablet	0.08	0.00	0.00	0.00	0.00	0.00	0.00	0.00	0.00	0.00	0.00	0.00	0.08	0.08	0.08	0.08	0.08	0.08	0.05	0.05
		Left Side of Tablet	0.00	0.76	0.24	0.15	0.78	0.64	0.10	0.05	2.92	1.96	0.00	0.00	1.00	0.91	1.54	1.40	0.86	0.81	0.77	0.67
		Right Side of Tablet	0.05	0.11	0.00	0.25	0.00	0.76	0.00	0.32	0.00	4.81	0.26	0.03	0.45	0.44	0.45	1.21	0.45	0.77	0.28	0.76
		Top Side of Tablet	0.79	0.00	0.00	0.00	0.00	0.00	0.00	0.00	0.00	0.00	0.00	0.00	0.79	0.79	0.79	0.79	0.79	0.79	0.49	0.49
		Bottom Side of Tablet	0.00	0.00	0.00	0.00	0.00	0.00	0.00	0.00	0.00	0.00	0.00	0.00	0.00	0.00	0.00	0.00	0.00	0.00	0.00	0.00
LTE 25	5GNR-n77	Bottom of Laptop	0.00	0.00	0.00	0.00	0.00	0.00	0.00	0.00	0.00	0.00	0.00	0.00	0.00	0.00	0.00	0.00	0.00	0.00	0.00	0.00
		Rear Face of Tablet	0.07	0.00	0.00	0.00	0.00	0.00	0.00	0.00	0.00	0.00	0.00	0.00	0.07	0.07	0.07	0.07	0.07	0.07	0.04	0.04
		Left Side of Tablet	0.00	0.76	0.24	0.15	0.78	0.64	0.10	0.05	2.92	1.96	0.00	0.00	1.00	0.91	1.54	1.40	0.86	0.81	0.77	0.67
		Right Side of Tablet	0.04	0.11	0.00	0.25	0.00	0.76	0.00	0.32	0.00	4.81	0.26	0.03	0.44	0.43	0.44	1.20	0.44	0.76	0.28	0.76
		Top Side of Tablet	0.77	0.00	0.00	0.00	0.00	0.00	0.00	0.00	0.00	0.00	0.00	0.00	0.77	0.77	0.77	0.77	0.77	0.77	0.48	0.48
		Bottom Side of Tablet	0.00	0.00	0.00	0.00	0.00	0.00	0.00	0.00	0.00	0.00	0.00	0.00	0.00	0.00	0.00	0.00	0.00	0.00	0.00	0.00

Simultaneous Transmission SAR Evaluation (Body)																						
			0	1	2	3	4	5	6	7	6a	7a	8	9	A(0+1+2+8+9)	B(0+1+3+9)	C(0+1+4+8+9)	E(0+1+5+8+9)	F(0+1+6+8+9)	H(0+1+7+8+9)	F(0+1+6a+8+9)	H(0+1+7a+8+9)
Band	Band	Position	Max WWAN	Max NR	WLAN 2.4GHz Ant 0	WLAN 2.4GHz Ant 0+1	Max WLAN 5GHz Ant 0	Max WLAN 5GHz Ant 0+1	Max WLAN 6GHz Ant 0	Max WLAN 6GHz Ant 0+1	Max WLAN 6GHz Ant 0	Max WLAN 6GHz Ant 0+1	BT Ant 1	RFID	Summimg result 10g SAR W/kg	Summimg result 10g SAR W/kg	Summimg result 10g SAR W/kg	Summimg result 10g SAR W/kg	Summimg result 10g SAR W/kg	Summimg result 10g SAR W/kg	Total Exposure Ratio	Total Exposure Ratio
			10g SAR W/kg	10g SAR W/kg	10g SAR W/kg	10g SAR W/kg	10g SAR W/kg	10g SAR W/kg	10g SAR W/kg	10g SAR W/kg	$4cm^2$ W/m^2	$4cm^2$ W/m^2	10g SAR W/kg	10g SAR W/kg								
LTE 41	5GNR-n77	Bottom of Laptop	0.00	0.00	0.00	0.00	0.00	0.00	0.00	0.00	0.00	0.00	0.00	0.00	0.00	0.00	0.00	0.00	0.00	0.00	0.00	0.00
		Rear Face of Tablet	0.05	0.00	0.00	0.00	0.00	0.00	0.00	0.00	0.00	0.00	0.00	0.00	0.05	0.05	0.05	0.05	0.05	0.05	0.03	0.03
		Left Side of Tablet	0.00	0.76	0.24	0.15	0.78	0.64	0.10	0.05	2.92	1.96	0.00	0.00	1.00	0.91	1.54	1.40	0.86	0.81	0.77	0.67
		Right Side of Tablet	0.03	0.11	0.00	0.25	0.00	0.76	0.00	0.32	0.00	4.81	0.26	0.03	0.43	0.42	0.43	1.19	0.43	0.75	0.27	0.75
		Top Side of Tablet	0.72	0.00	0.00	0.00	0.00	0.00	0.00	0.00	0.00	0.00	0.00	0.00	0.72	0.72	0.72	0.72	0.72	0.72	0.45	0.45
		Bottom Side of Tablet	0.00	0.00	0.00	0.00	0.00	0.00	0.00	0.00	0.00	0.00	0.00	0.00	0.00	0.00	0.00	0.00	0.00	0.00	0.00	0.00
LTE 66	5GNR-n77	Bottom of Laptop	0.00	0.00	0.00	0.00	0.00	0.00	0.00	0.00	0.00	0.00	0.00	0.00	0.00	0.00	0.00	0.00	0.00	0.00	0.00	0.00
		Rear Face of Tablet	0.07	0.00	0.00	0.00	0.00	0.00	0.00	0.00	0.00	0.00	0.00	0.00	0.07	0.07	0.07	0.07	0.07	0.07	0.04	0.04
		Left Side of Tablet	0.00	0.76	0.24	0.15	0.78	0.64	0.10	0.05	2.92	1.96	0.00	0.00	1.00	0.91	1.54	1.40	0.86	0.81	0.77	0.67
		Right Side of Tablet	0.04	0.11	0.00	0.25	0.00	0.76	0.00	0.32	0.00	4.81	0.26	0.03	0.44	0.43	0.44	1.20	0.44	0.76	0.28	0.76
		Top Side of Tablet	0.78	0.00	0.00	0.00	0.00	0.00	0.00	0.00	0.00	0.00	0.00	0.00	0.78	0.78	0.78	0.78	0.78	0.78	0.49	0.49
		Bottom Side of Tablet	0.00	0.00	0.00	0.00	0.00	0.00	0.00	0.00	0.00	0.00	0.00	0.00	0.00	0.00	0.00	0.00	0.00	0.00	0.00	0.00
LTE 71	5GNR-n77	Bottom of Laptop	0.00	0.00	0.00	0.00	0.00	0.00	0.00	0.00	0.00	0.00	0.00	0.00	0.00	0.00	0.00	0.00	0.00	0.00	0.00	0.00
		Rear Face of Tablet	0.08	0.00	0.00	0.00	0.00	0.00	0.00	0.00	0.00	0.00	0.00	0.00	0.08	0.08	0.08	0.08	0.08	0.08	0.05	0.05
		Left Side of Tablet	0.00	0.76	0.24	0.15	0.78	0.64	0.10	0.05	2.92	1.96	0.00	0.00	1.00	0.91	1.54	1.40	0.86	0.81	0.77	0.67
		Right Side of Tablet	0.05	0.11	0.00	0.25	0.00	0.76	0.00	0.32	0.00	4.81	0.26	0.03	0.45	0.44	0.45	1.21	0.45	0.77	0.28	0.76
		Top Side of Tablet	0.80	0.00	0.00	0.00	0.00	0.00	0.00	0.00	0.00	0.00	0.00	0.00	0.80	0.80	0.80	0.80	0.80	0.80	0.50	0.50
		Bottom Side of Tablet	0.00	0.00	0.00	0.00	0.00	0.00	0.00	0.00	0.00	0.00	0.00	0.00	0.00	0.00	0.00	0.00	0.00	0.00	0.00	0.00

Appendix J. Calibration of Test Equipment List

Calibration of Test Equipment List are shown as below.

Equipment for SAR Test					
Equipment	Manufacturer	Model	SN	Cal. Date	Cal. Interval
System Validation Dipole	SPEAG	D750V3	1013	2024/8/22	1 Year
System Validation Dipole	SPEAG	D835V2	4d121	2024/8/22	1 Year
System Validation Dipole	SPEAG	D1750V2	1055	2024/9/13	1 Year
System Validation Dipole	SPEAG	D1900V2	5d036	2025/2/12	1 Year
System Validation Dipole	SPEAG	D2450V2	737	2025/2/12	1 Year
System Validation Dipole	SPEAG	D2600V2	1020	2024/8/15	1 Year
System Validation Dipole	SPEAG	D3500V2	1007	2025/1/15	1 Year
System Validation Dipole	SPEAG	D3700V2	1017	2025/2/14	1 Year
System Validation Dipole	SPEAG	D3900V2	1020	2025/2/14	1 Year
System Validation Dipole	SPEAG	D5GHzV2	1019	2025/2/11	1 Year
System Validation Dipole	SPEAG	D6.5GHzV2	1008	2024/9/9	1 Year
System Verification Source	SPEAG	5G Verification Source 10 GHz	1025	2025/1/14	1 Year
Dosimetric E-Field Probe	SPEAG	EX3DV4	7736	2025/2/17	1 Year
E-Field Probe	SPEAG	EUmmWV4	9438	2024/7/19	1 Year
Data Acquisition Electronics	SPEAG	DAE4	1431	2024/7/16	1 Year
Data Acquisition Electronics	SPEAG	DAE4	1761	2024/9/19	1 Year
Universal Radio Communication Tester	Anritsu	MT8821C	6201381727	2024/8/5	1 Year
Universal Radio Communication Tester	Anritsu	MT8000A	6262012865	2024/12/18	1 Year
Analong Signal Generator	R&S	SMA100B	104417	2024/10/20	1 Year
Mini-Circuits Wideband Amplifier	Mini-Circuits	ZVA-183-S+	434502031A	2024/6/26	1 Year
Universal Wireless Test Set	Anritsu	MT8870A	6262411397	2024/12/11	1 Year
Thermometer	YFE	YF-160A	130504579	2024/9/24	1 Year
Dielectric Assessment Kit	SPEAG	DAK-3.5	1151	2024/7/15	1 Year
Powersource1	SPEAG	SE_UMS_160 BA	4260	2024/11/11	1 Year

Appendix K. Considerations Related to Bluetooth for Setup and Testing

This device has installed Bluetooth engineering testing software which can provide continuous transmitting RF signal. During Bluetooth SAR testing, this device was operated to transmit continuously at the maximum transmission duty with specified transmission mode, operating frequency, lowest data rate, and maximum output power.

The Bluetooth call box has been used during SAR measurement and the EUT was set to DH5 mode at the maximum output power. Its duty factor was calculated as below and the measured SAR for Bluetooth would be scaled to the 100% transmission duty factor to determine compliance.

The duty factor of Bluetooth signal are shown as below.

<Time-domain plot for Bluetooth transmission signal>

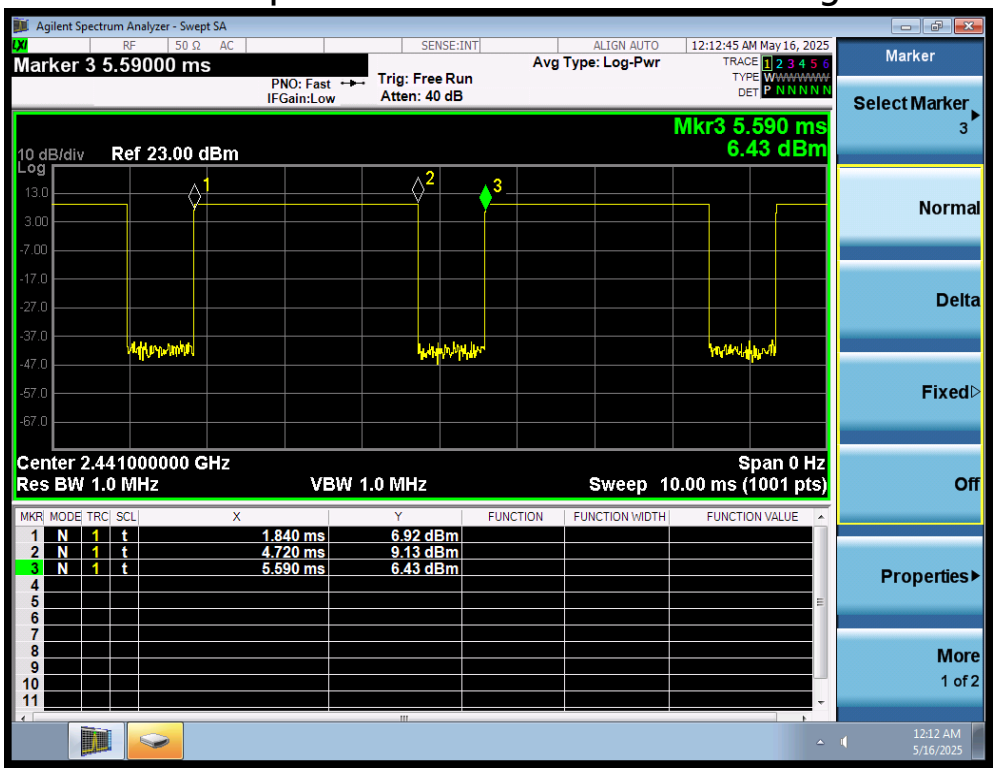

Time-domain plot for Bluetooth transmission signal

The duty factor of Bluetooth signal has been calculated as following.

Duty Factor = Pulse Width / Total Period = (4.72 - 1.84) / (5.59 - 1.84) = 76.80%