Appendix A. Plots of System Verification

The plots for system verification are shown as follows.

Plots of System Verification

Measurement Report
S01 System Check H1900_250602
Device under Test Properties

Model, Manufacturer	Dimensions [mm]	IMEI	DUT Type
D1900V2,	10.0 x 10.0 x 300.0		

Exposure Conditions

Phantom Section, TSL	Position, Test Distance [mm]	Band	Group, UID	Frequency [MHz], Channel Number	Conversion Factor	TSL Conductivity [S/m]	TSL Permittivity
Flat,	,		CW, 0--	1900.000, 0	7.16	1.46	41

Hardware Setup

Phantom	TSL, Measured Date	Probe, Calibration Date	DAE, Calibration Date
ELI V8.0 (20deg probe tilt) - 2188	H14T19N9 , 2025-06-02	EX3DV4 - SN7736, 2025-02-17	DAE4 Sn1431, 2024-07-16

Scan Setup

	Area Scan	Zoom Scan
Grid Extents [mm]	45.0 x 90.0	36.0 x 36.0 x 30.0
Grid Steps [mm]	15.0 x 15.0	6.0 x 6.0 x 1.5
Sensor Surface [mm]	3.0	1.4

Measurement Results

	Area Scan	Zoom Scan
Date	2025-06-02	2025-06-02
psSAR1g [W/kg]	1.84	1.85
psSAR10g [W/kg]	0.946	0.969
Power Drift [dB]	-0.13	0.15

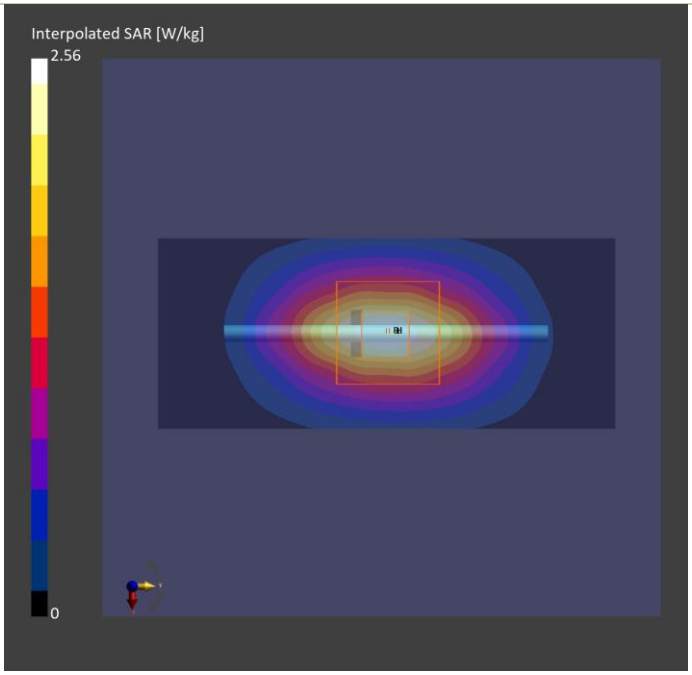

Plots of System Verification

Measurement Report
S02 Syetem Check_H1750_250602
Device under Test Properties

Model, Manufacturer	Dimensions [mm]	IMEI	DUT Type
D1750V2,	10.0 x 10.0 x 302.0		

Exposure Conditions

Phantom Section, TSL	Position, Test Distance [mm]	Band	Group, UID	Frequency [MHz], Channel Number	Conversion Factor	TSL Conductivity [S/m]	TSL Permittivity
Flat,	,		CW, 0--	1750.000, 0	7.37	1.38	41.2

Hardware Setup

Phantom	TSL, Measured Date	Probe, Calibration Date	DAE, Calibration Date
ELI V8.0 (20deg probe tilt) - 2188	H14T19N9 , 2025-06-02	EX3DV4 - SN7736, 2025-02-17	DAE4 Sn1431, 2024-07-16

Scan Setup

	Area Scan	Zoom Scan
Grid Extents [mm]	45.0 x 90.0	36.0 x 36.0 x 30.0
Grid Steps [mm]	15.0 x 15.0	6.0 x 6.0 x 1.5
Sensor Surface [mm]	3.0	1.4

Measurement Results

	Area Scan	Zoom Scan
Date	2025-06-02	2025-06-02
psSAR1g [W/kg]	1.74	1.78
psSAR10g [W/kg]	0.930	0.955
Power Drift [dB]	0.15	-0.04

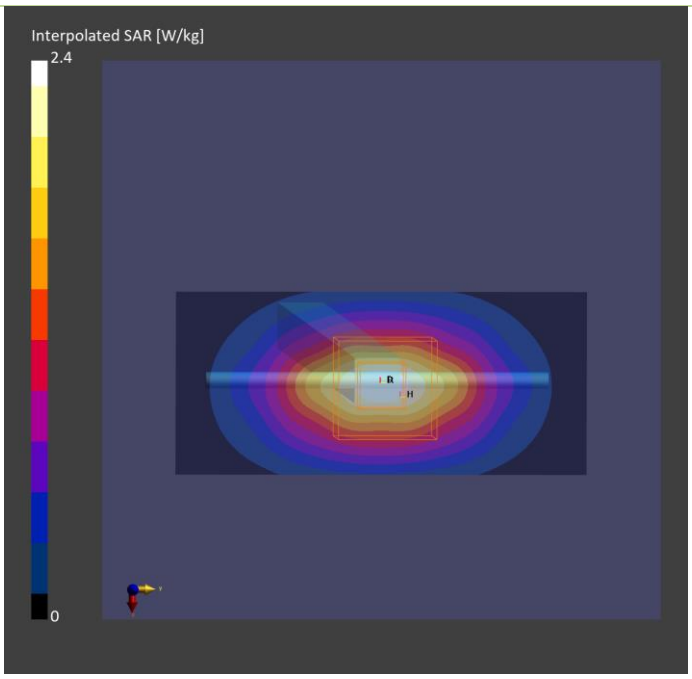

Plots of System Verification

Measurement Report
S03 System Check H835_250602
Device under Test Properties

Model, Manufacturer	Dimensions [mm]	IMEI	DUT Type
D835V2,	10.0 x 10.0 x 340.0		

Exposure Conditions

Phantom Section, TSL	Position, Test Distance [mm]	Band	Group, UID	Frequency [MHz], Channel Number	Conversion Factor	TSL Conductivity [S/m]	TSL Permittivity
Flat,	,		CW, 0--	835.000, 0	8.33	0.935	42.8

Hardware Setup

Phantom	TSL, Measured Date	Probe, Calibration Date	DAE, Calibration Date
ELI V8.0 (20deg probe tilt) - 2188	H06T09N9 , 2025-06-02	EX3DV4 - SN7736, 2025-02-17	DAE4 Sn1431, 2024-07-16

Scan Setup

	Area Scan	Zoom Scan
Grid Extents [mm]	45.0 x 90.0	36.0 x 36.0 x 30.0
Grid Steps [mm]	15.0 x 15.0	6.0 x 6.0 x 1.5
Sensor Surface [mm]	3.0	1.4

Measurement Results

	Area Scan	Zoom Scan
Date	2025-06-02	2025-06-02
psSAR1g [W/kg]	0.467	0.477
psSAR10g [W/kg]	0.295	0.303
Power Drift [dB]	-0.04	-0.01

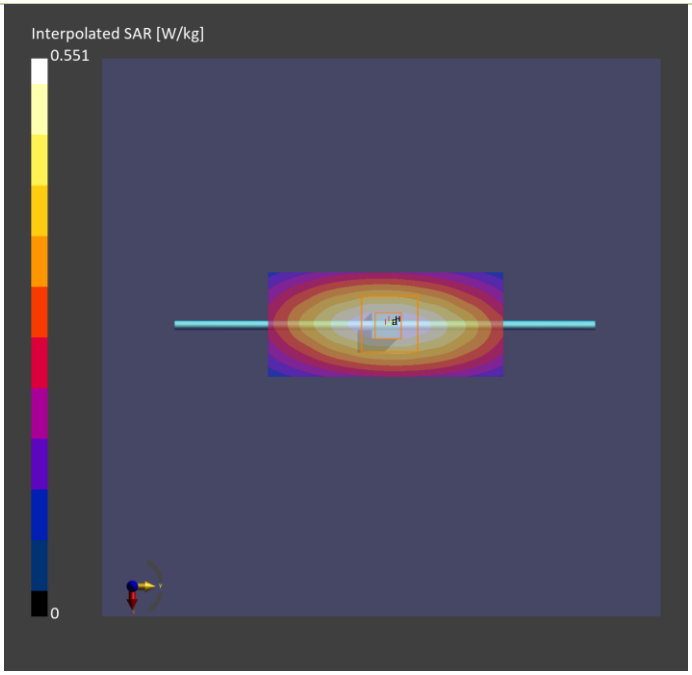

Plots of System Verification

Measurement Report
S04 System Check H1900_250602
Device under Test Properties

Model, Manufacturer	Dimensions [mm]	IMEI	DUT Type
D1900V2,	10.0 x 10.0 x 300.0		

Exposure Conditions

Phantom Section, TSL	Position, Test Distance [mm]	Band	Group, UID	Frequency [MHz], Channel Number	Conversion Factor	TSL Conductivity [S/m]	TSL Permittivity
Flat,	,		CW, 0--	1900.000, 0	7.16	1.46	41

Hardware Setup

Phantom	TSL, Measured Date	Probe, Calibration Date	DAE, Calibration Date
ELI V8.0 (20deg probe tilt) - 2188	H14T19N9 , 2025-06-02	EX3DV4 - SN7736, 2025-02-17	DAE4 Sn1431, 2024-07-16

Scan Setup

	Area Scan	Zoom Scan
Grid Extents [mm]	45.0 x 90.0	36.0 x 36.0 x 30.0
Grid Steps [mm]	15.0 x 15.0	6.0 x 6.0 x 1.5
Sensor Surface [mm]	3.0	1.4

Measurement Results

	Area Scan	Zoom Scan
Date	2025-06-02	2025-06-02
psSAR1g [W/kg]	1.84	1.85
psSAR10g [W/kg]	0.946	0.969
Power Drift [dB]	-0.13	0.15

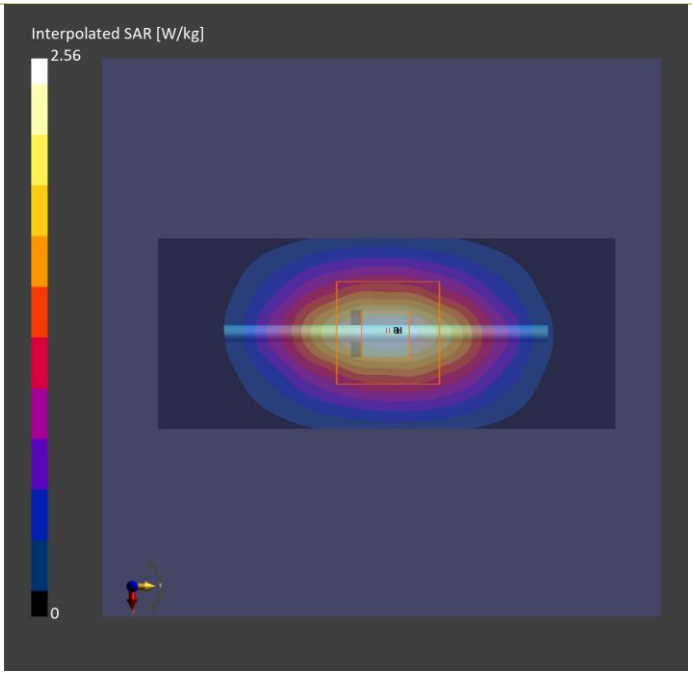

Plots of System Verification

Measurement Report
S05 Syetem Check_H1750_250603
Device under Test Properties

Model, Manufacturer	Dimensions [mm]	IMEI	DUT Type
D1750V2,	10.0 x 10.0 x 302.0		

Exposure Conditions

Phantom Section, TSL	Position, Test Distance [mm]	Band	Group, UID	Frequency [MHz], Channel Number	Conversion Factor	TSL Conductivity [S/m]	TSL Permittivity
Flat,	,		CW, 0--	1750.000, 0	7.37	1.36	40.3

Hardware Setup

Phantom	TSL, Measured Date	Probe, Calibration Date	DAE, Calibration Date
ELI V8.0 (20deg probe tilt) - 2188	H14T19N9 , 2025-06-03	EX3DV4 - SN7736, 2025-02-17	DAE4 Sn1431, 2024-07-16

Scan Setup

	Area Scan	Zoom Scan
Grid Extents [mm]	45.0 x 90.0	36.0 x 36.0 x 30.0
Grid Steps [mm]	15.0 x 15.0	6.0 x 6.0 x 1.5
Sensor Surface [mm]	3.0	1.4

Measurement Results

	Area Scan	Zoom Scan
Date	2025-06-03	2025-06-03
psSAR1g [W/kg]	1.88	1.95
psSAR10g [W/kg]	0.987	1.01
Power Drift [dB]	-0.12	-0.03

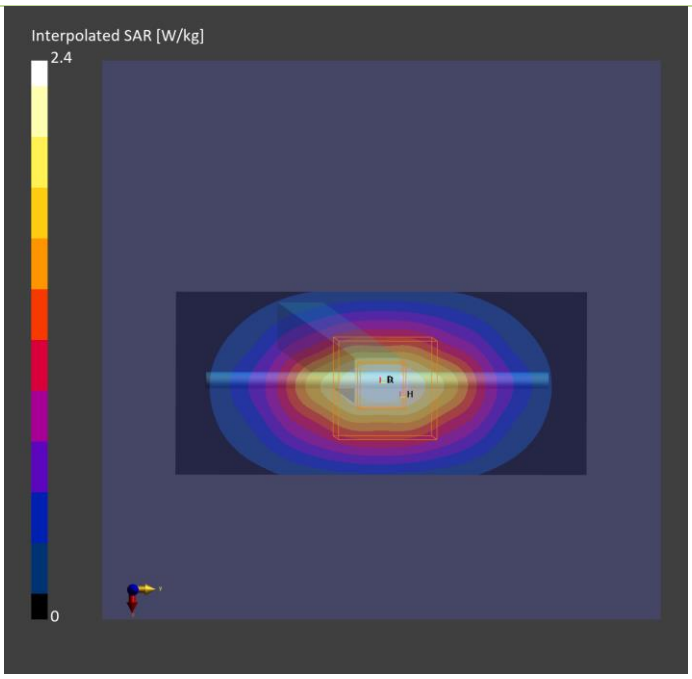

Plots of System Verification

Measurement Report
S06 System Check H835_250603
Device under Test Properties

Model, Manufacturer	Dimensions [mm]	IMEI	DUT Type
D835V2,	10.0 x 10.0 x 340.0		

Exposure Conditions

Phantom Section, TSL	Position, Test Distance [mm]	Band	Group, UID	Frequency [MHz], Channel Number	Conversion Factor	TSL Conductivity [S/m]	TSL Permittivity
Flat,	,		CW, 0--	835.000, 0	8.33	0.941	43.2

Hardware Setup

Phantom	TSL, Measured Date	Probe, Calibration Date	DAE, Calibration Date
ELI V8.0 (20deg probe tilt) - 2188	H06T09N9 , 2025-06-03	EX3DV4 - SN7736, 2025-02-17	DAE4 Sn1431, 2024-07-16

Scan Setup

	Area Scan	Zoom Scan
Grid Extents [mm]	45.0 x 90.0	36.0 x 36.0 x 30.0
Grid Steps [mm]	15.0 x 15.0	6.0 x 6.0 x 1.5
Sensor Surface [mm]	3.0	1.4

Measurement Results

	Area Scan	Zoom Scan
Date	2025-06-03	2025-06-03
psSAR1g [W/kg]	0.513	0.519
psSAR10g [W/kg]	0.323	0.331
Power Drift [dB]	-0.04	0.03

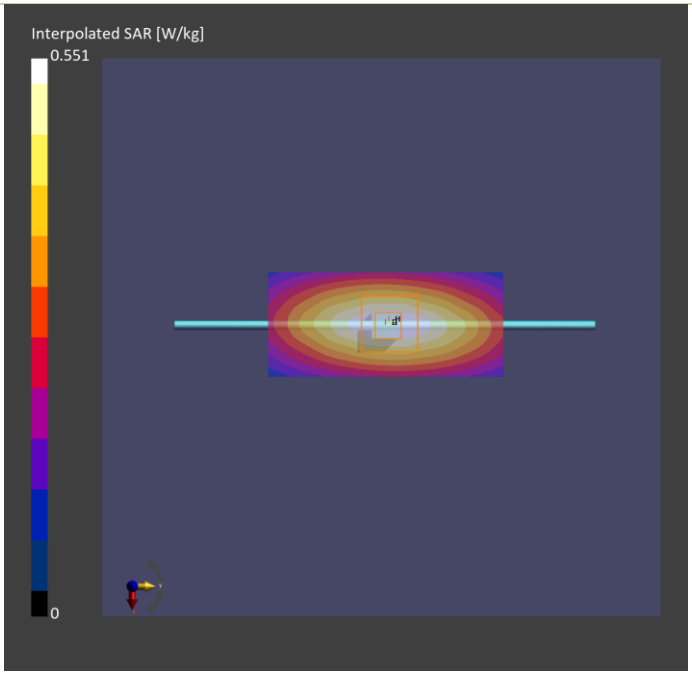

Plots of System Verification

Measurement Report
S07 System Check H2600_250603
Device under Test Properties

Model, Manufacturer	Dimensions [mm]	IMEI	DUT Type
D2600V2,	10.0 x 10.0 x 290.0		

Exposure Conditions

Phantom Section, TSL	Position, Test Distance [mm]	Band	Group, UID	Frequency [MHz], Channel Number	Conversion Factor	TSL Conductivity [S/m]	TSL Permittivity
Flat,	,		CW, 0--	2600.000, 0	6.96	1.91	38.8

Hardware Setup

Phantom	TSL, Measured Date	Probe, Calibration Date	DAE, Calibration Date
ELI V8.0 (20deg probe tilt) - 2188	H19T27N9 , 2025-06-03	EX3DV4 - SN7736, 2025-02-17	DAE4 Sn1431, 2024-07-16

Scan Setup

	Area Scan	Zoom Scan
Grid Extents [mm]	48.0 x 96.0	35.0 x 35.0 x 30.0
Grid Steps [mm]	12.0 x 12.0	5.0 x 5.0 x 1.5
Sensor Surface [mm]	3.0	1.4

Measurement Results

	Area Scan	Zoom Scan
Date	2025-06-03	2025-06-03
psSAR1g [W/kg]	2.76	2.84
psSAR10g [W/kg]	1.22	1.26
Power Drift [dB]	-0.07	-0.05

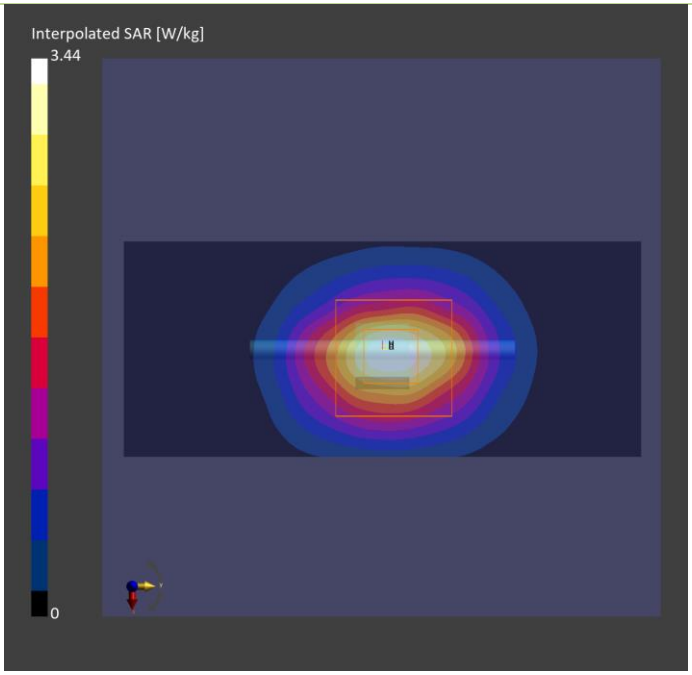

Plots of System Verification

Measurement Report
S08 System Check H750_250603
Device under Test Properties

Model, Manufacturer	Dimensions [mm]	IMEI	DUT Type
D750V3,	10.0 x 10.0 x 330.0		

Exposure Conditions

Phantom Section, TSL	Position, Test Distance [mm]	Band	Group, UID	Frequency [MHz], Channel Number	Conversion Factor	TSL Conductivity [S/m]	TSL Permittivity
Flat,	,		CW, 0--	750.000, 0	8.49	0.922	43.5

Hardware Setup

Phantom	TSL, Measured Date	Probe, Calibration Date	DAE, Calibration Date
ELI V8.0 (20deg probe tilt) - 2188	H06T09N9 , 2025-06-03	EX3DV4 - SN7736, 2025-02-17	DAE4 Sn1431, 2024-07-16

Scan Setup

	Area Scan	Zoom Scan
Grid Extents [mm]	45.0 x 90.0	36.0 x 36.0 x 30.0
Grid Steps [mm]	15.0 x 15.0	6.0 x 6.0 x 1.5
Sensor Surface [mm]	3.0	1.4

Measurement Results

	Area Scan	Zoom Scan
Date	2025-06-03	2025-06-03
psSAR1g [W/kg]	0.402	0.408
psSAR10g [W/kg]	0.259	0.263
Power Drift [dB]	-0.02	-0.07

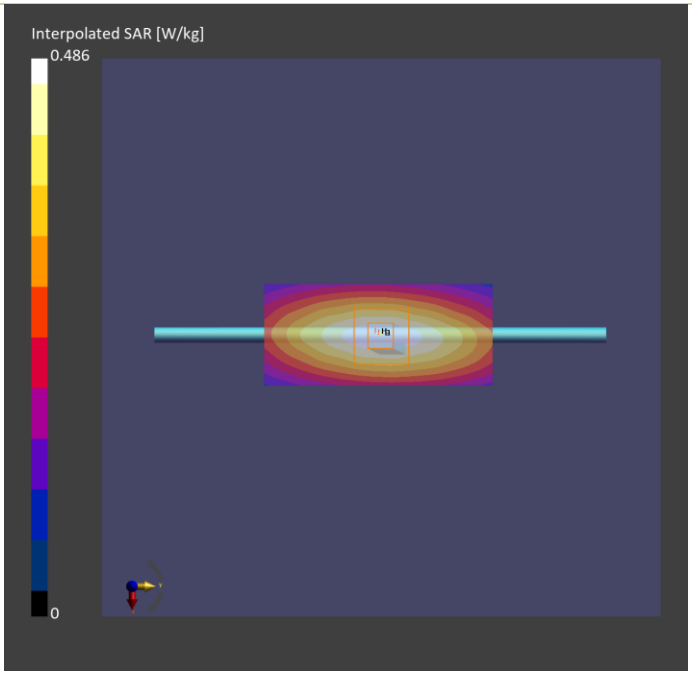

Plots of System Verification

Measurement Report
S09 System Check H750_250603
Device under Test Properties

Model, Manufacturer	Dimensions [mm]	IMEI	DUT Type
D750V3,	10.0 x 10.0 x 330.0		

Exposure Conditions

Phantom Section, TSL	Position, Test Distance [mm]	Band	Group, UID	Frequency [MHz], Channel Number	Conversion Factor	TSL Conductivity [S/m]	TSL Permittivity
Flat,	,		CW, 0--	750.000, 0	8.49	0.922	43.5

Hardware Setup

Phantom	TSL, Measured Date	Probe, Calibration Date	DAE, Calibration Date
ELI V8.0 (20deg probe tilt) - 2188	H06T09N9 , 2025-06-03	EX3DV4 - SN7736, 2025-02-17	DAE4 Sn1431, 2024-07-16

Scan Setup

	Area Scan	Zoom Scan
Grid Extents [mm]	45.0 x 90.0	36.0 x 36.0 x 30.0
Grid Steps [mm]	15.0 x 15.0	6.0 x 6.0 x 1.5
Sensor Surface [mm]	3.0	1.4

Measurement Results

	Area Scan	Zoom Scan
Date	2025-06-03	2025-06-03
psSAR1g [W/kg]	0.402	0.408
psSAR10g [W/kg]	0.259	0.263
Power Drift [dB]	-0.02	-0.07

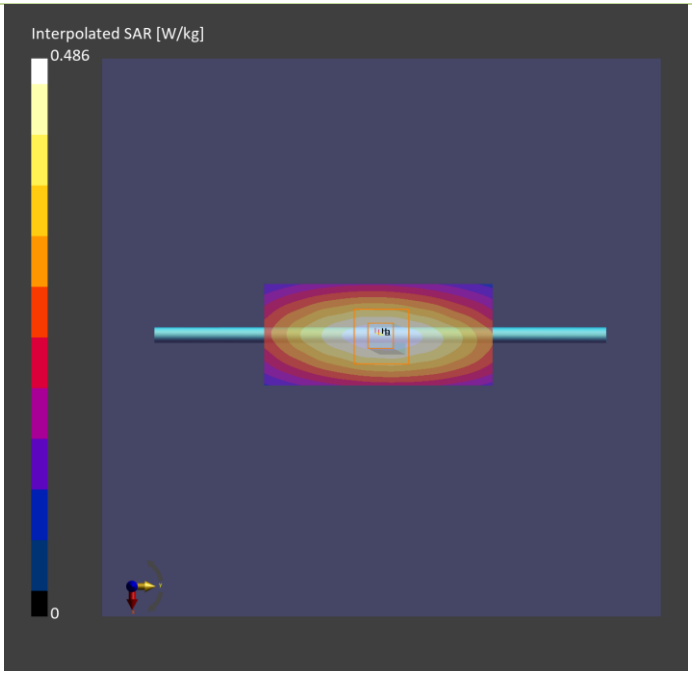

Plots of System Verification

Measurement Report
S10 System Check H750_250603
Device under Test Properties

Model, Manufacturer	Dimensions [mm]	IMEI	DUT Type
D750V3,	10.0 x 10.0 x 330.0		

Exposure Conditions

Phantom Section, TSL	Position, Test Distance [mm]	Band	Group, UID	Frequency [MHz], Channel Number	Conversion Factor	TSL Conductivity [S/m]	TSL Permittivity
Flat,	,		CW, 0--	750.000, 0	8.49	0.922	43.5

Hardware Setup

Phantom	TSL, Measured Date	Probe, Calibration Date	DAE, Calibration Date
ELI V8.0 (20deg probe tilt) - 2188	H06T09N9 , 2025-06-03	EX3DV4 - SN7736, 2025-02-17	DAE4 Sn1431, 2024-07-16

Scan Setup

	Area Scan	Zoom Scan
Grid Extents [mm]	45.0 x 90.0	36.0 x 36.0 x 30.0
Grid Steps [mm]	15.0 x 15.0	6.0 x 6.0 x 1.5
Sensor Surface [mm]	3.0	1.4

Measurement Results

	Area Scan	Zoom Scan
Date	2025-06-03	2025-06-03
psSAR1g [W/kg]	0.402	0.408
psSAR10g [W/kg]	0.259	0.263
Power Drift [dB]	-0.02	-0.07

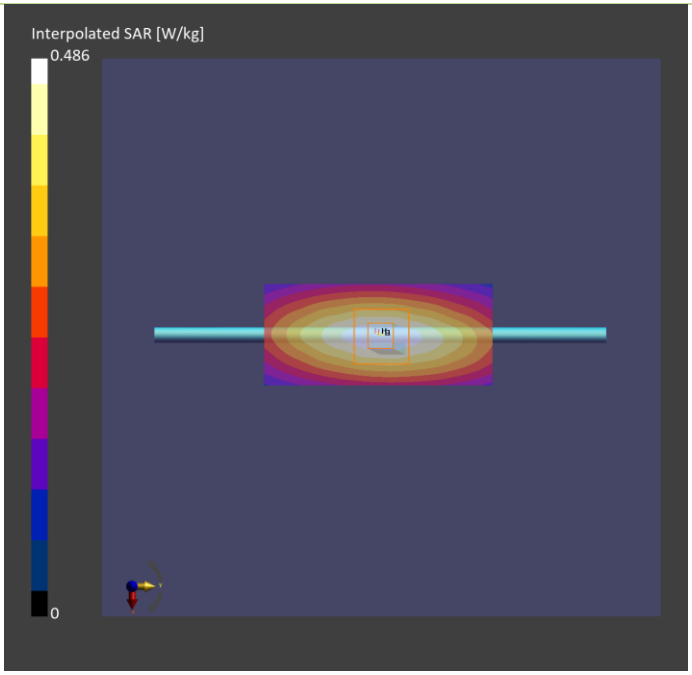

Plots of System Verification

Measurement Report
S11 System Check H750_250603
Device under Test Properties

Model, Manufacturer	Dimensions [mm]	IMEI	DUT Type
D750V3,	10.0 x 10.0 x 330.0		

Exposure Conditions

Phantom Section, TSL	Position, Test Distance [mm]	Band	Group, UID	Frequency [MHz], Channel Number	Conversion Factor	TSL Conductivity [S/m]	TSL Permittivity
Flat,	,		CW, 0--	750.000, 0	8.49	0.922	43.5

Hardware Setup

Phantom	TSL, Measured Date	Probe, Calibration Date	DAE, Calibration Date
ELI V8.0 (20deg probe tilt) - 2188	H06T09N9 , 2025-06-03	EX3DV4 - SN7736, 2025-02-17	DAE4 Sn1431, 2024-07-16

Scan Setup

	Area Scan	Zoom Scan
Grid Extents [mm]	45.0 x 90.0	36.0 x 36.0 x 30.0
Grid Steps [mm]	15.0 x 15.0	6.0 x 6.0 x 1.5
Sensor Surface [mm]	3.0	1.4

Measurement Results

	Area Scan	Zoom Scan
Date	2025-06-03	2025-06-03
psSAR1g [W/kg]	0.402	0.408
psSAR10g [W/kg]	0.259	0.263
Power Drift [dB]	-0.02	-0.07

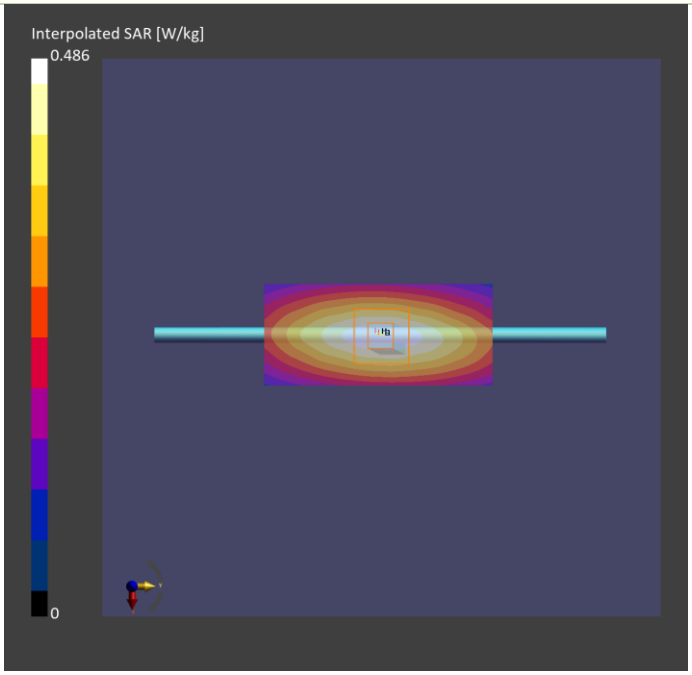

Plots of System Verification

Measurement Report
S12 System Check H1900_250603
Device under Test Properties

Model, Manufacturer	Dimensions [mm]	IMEI	DUT Type
D1900V2,	10.0 x 10.0 x 300.0		

Exposure Conditions

Phantom Section, TSL	Position, Test Distance [mm]	Band	Group, UID	Frequency [MHz], Channel Number	Conversion Factor	TSL Conductivity [S/m]	TSL Permittivity
Flat,	,		CW, 0--	1900.000, 0	7.16	1.45	40.1

Hardware Setup

Phantom	TSL, Measured Date	Probe, Calibration Date	DAE, Calibration Date
ELI V8.0 (20deg probe tilt) - 2188	H14T19N9 , 2025-06-03	EX3DV4 - SN7736, 2025-02-17	DAE4 Sn1431, 2024-07-16

Scan Setup

	Area Scan	Zoom Scan
Grid Extents [mm]	45.0 x 90.0	36.0 x 36.0 x 30.0
Grid Steps [mm]	15.0 x 15.0	6.0 x 6.0 x 1.5
Sensor Surface [mm]	3.0	1.4

Measurement Results

	Area Scan	Zoom Scan
Date	2025-06-03	2025-06-03
psSAR1g [W/kg]	2.09	2.12
psSAR10g [W/kg]	1.11	1.13
Power Drift [dB]	-0.12	-0.17

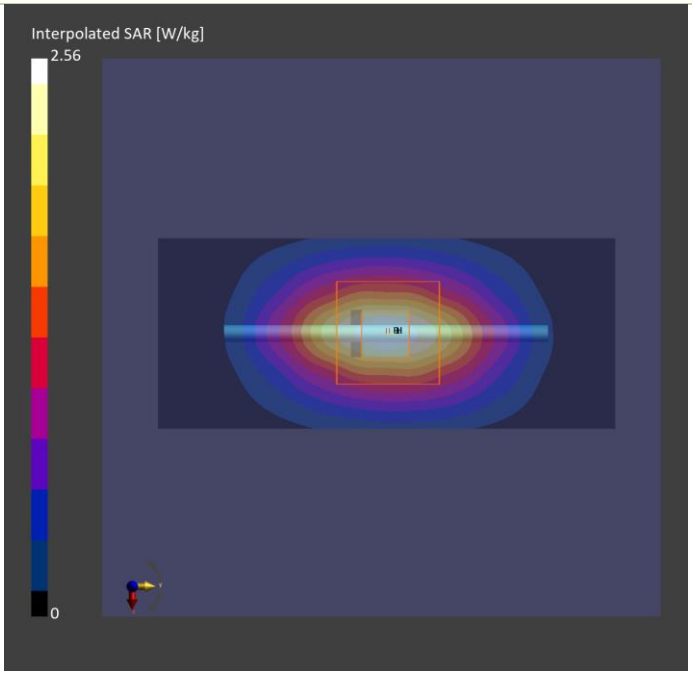

Plots of System Verification

Measurement Report
S13 System Check H835_250603
Device under Test Properties

Model, Manufacturer	Dimensions [mm]	IMEI	DUT Type
D835V2,	10.0 x 10.0 x 340.0		

Exposure Conditions

Phantom Section, TSL	Position, Test Distance [mm]	Band	Group, UID	Frequency [MHz], Channel Number	Conversion Factor	TSL Conductivity [S/m]	TSL Permittivity
Flat,	,		CW, 0--	835.000, 0	8.33	0.941	43.2

Hardware Setup

Phantom	TSL, Measured Date	Probe, Calibration Date	DAE, Calibration Date
ELI V8.0 (20deg probe tilt) - 2188	H06T09N9 , 2025-06-03	EX3DV4 - SN7736, 2025-02-17	DAE4 Sn1431, 2024-07-16

Scan Setup

	Area Scan	Zoom Scan
Grid Extents [mm]	45.0 x 90.0	36.0 x 36.0 x 30.0
Grid Steps [mm]	15.0 x 15.0	6.0 x 6.0 x 1.5
Sensor Surface [mm]	3.0	1.4

Measurement Results

	Area Scan	Zoom Scan
Date	2025-06-03	2025-06-03
psSAR1g [W/kg]	0.513	0.519
psSAR10g [W/kg]	0.323	0.331
Power Drift [dB]	-0.04	0.03

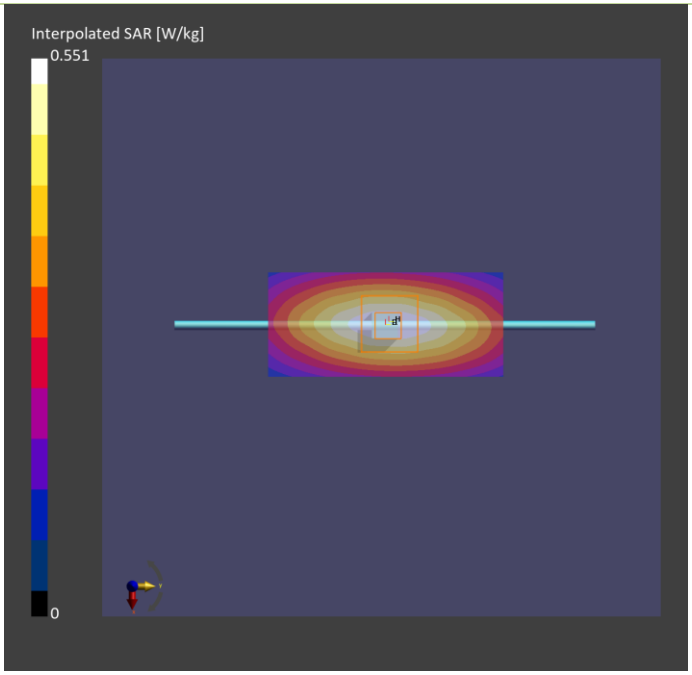

Plots of System Verification

Measurement Report
S14 System Check H2600_250603
Device under Test Properties

Model, Manufacturer	Dimensions [mm]	IMEI	DUT Type
D2600V2,	10.0 x 10.0 x 290.0		

Exposure Conditions

Phantom Section, TSL	Position, Test Distance [mm]	Band	Group, UID	Frequency [MHz], Channel Number	Conversion Factor	TSL Conductivity [S/m]	TSL Permittivity
Flat,	,		CW, 0--	2600.000, 0	6.96	1.91	38.8

Hardware Setup

Phantom	TSL, Measured Date	Probe, Calibration Date	DAE, Calibration Date
ELI V8.0 (20deg probe tilt) - 2188	H19T27N9 , 2025-06-03	EX3DV4 - SN7736, 2025-02-17	DAE4 Sn1431, 2024-07-16

Scan Setup

	Area Scan	Zoom Scan
Grid Extents [mm]	48.0 x 96.0	35.0 x 35.0 x 30.0
Grid Steps [mm]	12.0 x 12.0	5.0 x 5.0 x 1.5
Sensor Surface [mm]	3.0	1.4

Measurement Results

	Area Scan	Zoom Scan
Date	2025-06-03	2025-06-03
psSAR1g [W/kg]	2.76	2.84
psSAR10g [W/kg]	1.22	1.26
Power Drift [dB]	-0.07	-0.05

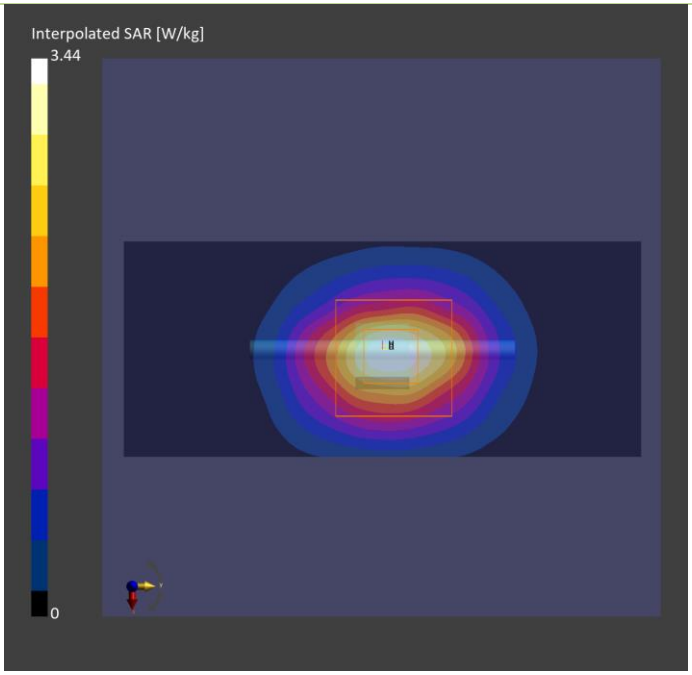

Plots of System Verification

Measurement Report
S15 System Check H2600_250603
Device under Test Properties

Model, Manufacturer	Dimensions [mm]	IMEI	DUT Type
D2600V2,	10.0 x 10.0 x 290.0		

Exposure Conditions

Phantom Section, TSL	Position, Test Distance [mm]	Band	Group, UID	Frequency [MHz], Channel Number	Conversion Factor	TSL Conductivity [S/m]	TSL Permittivity
Flat,	,		CW, 0--	2600.000, 0	6.96	1.91	38.8

Hardware Setup

Phantom	TSL, Measured Date	Probe, Calibration Date	DAE, Calibration Date
ELI V8.0 (20deg probe tilt) - 2188	H19T27N9 , 2025-06-03	EX3DV4 - SN7736, 2025-02-17	DAE4 Sn1431, 2024-07-16

Scan Setup

	Area Scan	Zoom Scan
Grid Extents [mm]	48.0 x 96.0	35.0 x 35.0 x 30.0
Grid Steps [mm]	12.0 x 12.0	5.0 x 5.0 x 1.5
Sensor Surface [mm]	3.0	1.4

Measurement Results

	Area Scan	Zoom Scan
Date	2025-06-03	2025-06-03
psSAR1g [W/kg]	2.76	2.84
psSAR10g [W/kg]	1.22	1.26
Power Drift [dB]	-0.07	-0.05

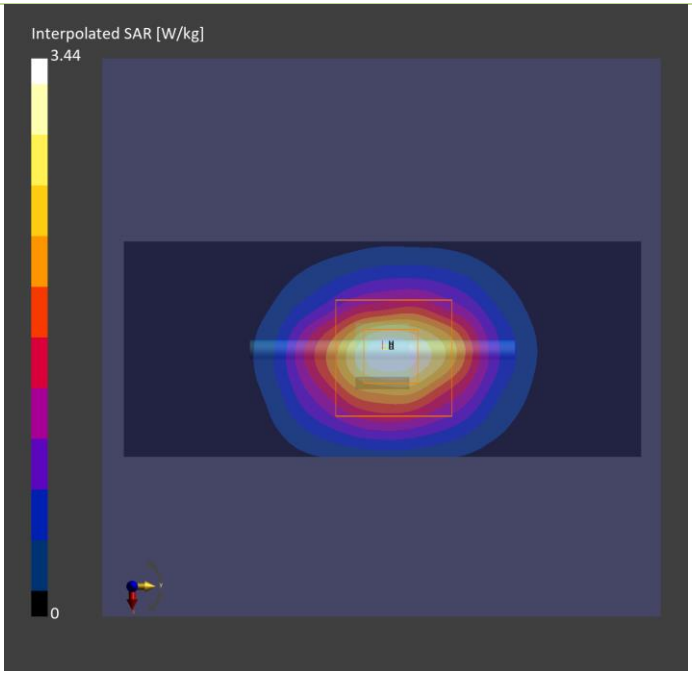

Plots of System Verification

Measurement Report
S16 System Check H3500_250603
Device under Test Properties

Model, Manufacturer	Dimensions [mm]	IMEI	DUT Type
D3500V2,	10.0 x 10.0 x 285.0		

Exposure Conditions

Phantom Section, TSL	Position, Test Distance [mm]	Band	Group, UID	Frequency [MHz], Channel Number	Conversion Factor	TSL Conductivity [S/m]	TSL Permittivity
Flat,	,		CW, 0--	3500.000, 0	6.35	2.83	39.3

Hardware Setup

Phantom	TSL, Measured Date	Probe, Calibration Date	DAE, Calibration Date
ELI V8.0 (20deg probe tilt) - 2188	H33T42N9 , 2025-06-03	EX3DV4 - SN7736, 2025-02-17	DAE4 Sn1431, 2024-07-16

Scan Setup

	Area Scan	Zoom Scan
Grid Extents [mm]	44.0 x 88.0	30.0 x 30.0 x 28.0
Grid Steps [mm]	11.0 x 11.0	5.0 x 5.0 x 1.4
Sensor Surface [mm]	3.0	1.4

Measurement Results

	Area Scan	Zoom Scan
Date	2025-06-03	2025-06-03
psSAR1g [W/kg]	3.13	3.21
psSAR10g [W/kg]	1.21	1.23
Power Drift [dB]	0.15	-0.06

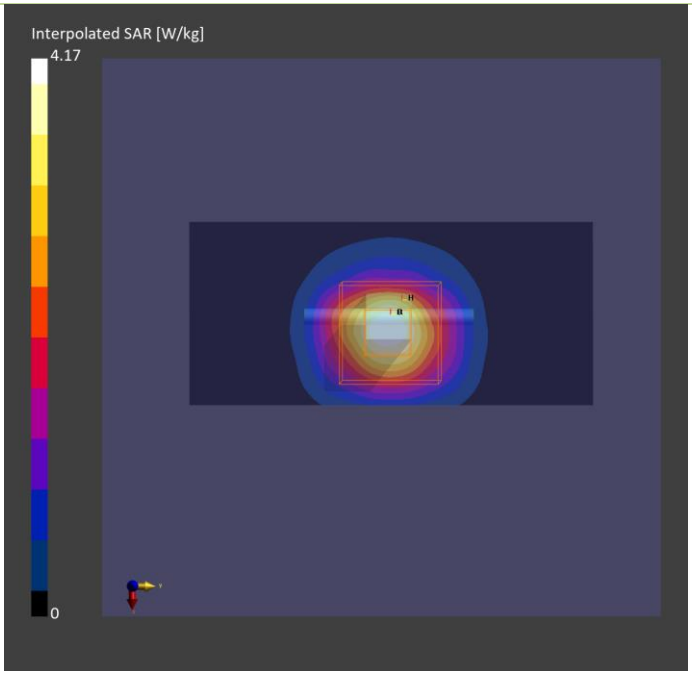

Plots of System Verification

Measurement Report
S17 System Check H3700_250604
Device under Test Properties

Model, Manufacturer	Dimensions [mm]	IMEI	DUT Type
D3700V2,	10.0 x 10.0 x 285.0		

Exposure Conditions

Phantom Section, TSL	Position, Test Distance [mm]	Band	Group, UID	Frequency [MHz], Channel Number	Conversion Factor	TSL Conductivity [S/m]	TSL Permittivity
Flat,	,		CW, 0--	3700.000, 0	6.39	2.98	39.0

Hardware Setup

Phantom	TSL, Measured Date	Probe, Calibration Date	DAE, Calibration Date
ELI V8.0 (20deg probe tilt) - 2188	H33T42N9 , 2025-06-04	EX3DV4 - SN7736, 2025-02-17	DAE4 Sn1431, 2024-07-16

Scan Setup

	Area Scan	Zoom Scan
Grid Extents [mm]	44.0 x 88.0	30.0 x 30.0 x 28.0
Grid Steps [mm]	11.0 x 11.0	5.0 x 5.0 x 1.4
Sensor Surface [mm]	3.0	1.4

Measurement Results

	Area Scan	Zoom Scan
Date	2025-06-04	2025-06-04
psSAR1g [W/kg]	3.54	3.57
psSAR10g [W/kg]	1.29	1.31
Power Drift [dB]	-0.10	-0.12

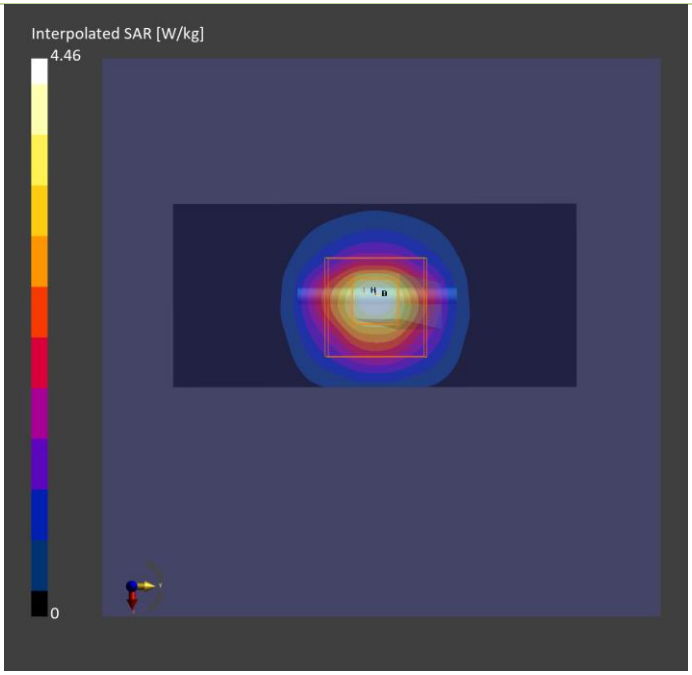

Plots of System Verification

Measurement Report
S18 System Check_H3500_250604
Device under Test Properties

Model, Manufacturer	Dimensions [mm]	IMEI	DUT Type
D3500V2,	10.0 x 10.0 x 285.0		

Exposure Conditions

Phantom Section, TSL	Position, Test Distance [mm]	Band	Group, UID	Frequency [MHz], Channel Number	Conversion Factor	TSL Conductivity [S/m]	TSL Permittivity
Flat,	,		CW, 0--	3500.000, 0	6.35	2.8	39.3

Hardware Setup

Phantom	TSL, Measured Date	Probe, Calibration Date	DAE, Calibration Date
ELI V8.0 (20deg probe tilt) - 2188	H33T42N9 , 2025-06-04	EX3DV4 - SN7736, 2025-02-17	DAE4 Sn1431, 2024-07-16

Scan Setup

	Area Scan	Zoom Scan
Grid Extents [mm]	44.0 x 88.0	30.0 x 30.0 x 28.0
Grid Steps [mm]	11.0 x 11.0	5.0 x 5.0 x 1.4
Sensor Surface [mm]	3.0	1.4

Measurement Results

	Area Scan	Zoom Scan
Date	2025-06-04	2025-06-04
psSAR1g [W/kg]	3.29	3.36
psSAR10g [W/kg]	1.25	1.26
Power Drift [dB]	-0.11	-0.08

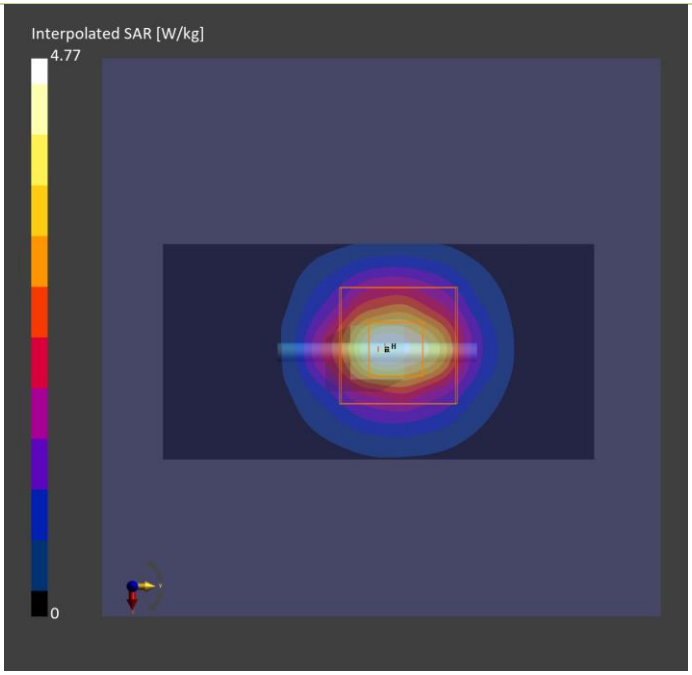

Plots of System Verification

Measurement Report
S18 System Check H3700_250604
Device under Test Properties

Model, Manufacturer	Dimensions [mm]	IMEI	DUT Type
D3700V2,	10.0 x 10.0 x 285.0		

Exposure Conditions

Phantom Section, TSL	Position, Test Distance [mm]	Band	Group, UID	Frequency [MHz], Channel Number	Conversion Factor	TSL Conductivity [S/m]	TSL Permittivity
Flat,	,		CW, 0--	3700.000, 0	6.39	2.98	39.0

Hardware Setup

Phantom	TSL, Measured Date	Probe, Calibration Date	DAE, Calibration Date
ELI V8.0 (20deg probe tilt) - 2188	H33T42N9 , 2025-06-04	EX3DV4 - SN7736, 2025-02-17	DAE4 Sn1431, 2024-07-16

Scan Setup

	Area Scan	Zoom Scan
Grid Extents [mm]	44.0 x 88.0	30.0 x 30.0 x 28.0
Grid Steps [mm]	11.0 x 11.0	5.0 x 5.0 x 1.4
Sensor Surface [mm]	3.0	1.4

Measurement Results

	Area Scan	Zoom Scan
Date	2025-06-04	2025-06-04
psSAR1g [W/kg]	3.54	3.57
psSAR10g [W/kg]	1.29	1.31
Power Drift [dB]	-0.10	-0.12

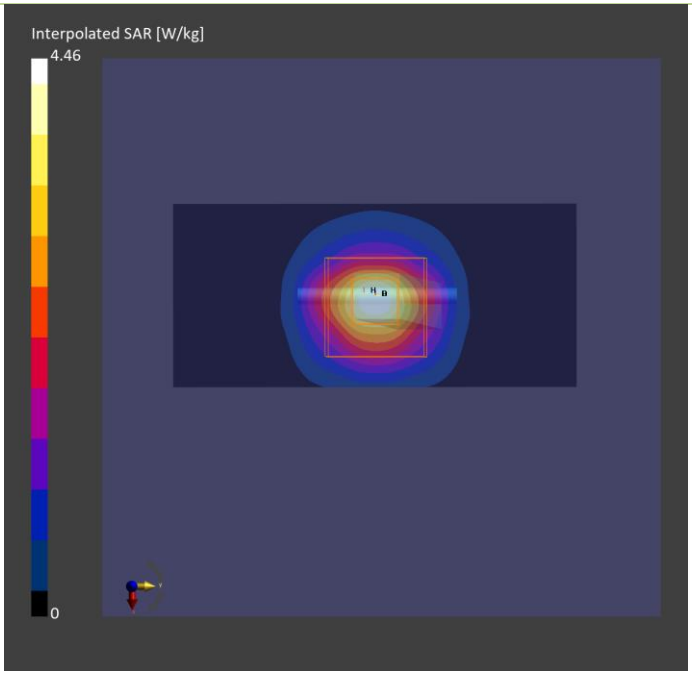

Plots of System Verification

Measurement Report
S19 Syetem Check_H1750_250603
Device under Test Properties

Model, Manufacturer	Dimensions [mm]	IMEI	DUT Type
D1750V2,	10.0 x 10.0 x 302.0		

Exposure Conditions

Phantom Section, TSL	Position, Test Distance [mm]	Band	Group, UID	Frequency [MHz], Channel Number	Conversion Factor	TSL Conductivity [S/m]	TSL Permittivity
Flat,	,		CW, 0--	1750.000, 0	7.37	1.36	40.3

Hardware Setup

Phantom	TSL, Measured Date	Probe, Calibration Date	DAE, Calibration Date
ELI V8.0 (20deg probe tilt) - 2188	H14T19N9 , 2025-06-03	EX3DV4 - SN7736, 2025-02-17	DAE4 Sn1431, 2024-07-16

Scan Setup

	Area Scan	Zoom Scan
Grid Extents [mm]	45.0 x 90.0	36.0 x 36.0 x 30.0
Grid Steps [mm]	15.0 x 15.0	6.0 x 6.0 x 1.5
Sensor Surface [mm]	3.0	1.4

Measurement Results

	Area Scan	Zoom Scan
Date	2025-06-03	2025-06-03
psSAR1g [W/kg]	1.88	1.95
psSAR10g [W/kg]	0.987	1.01
Power Drift [dB]	-0.12	-0.03

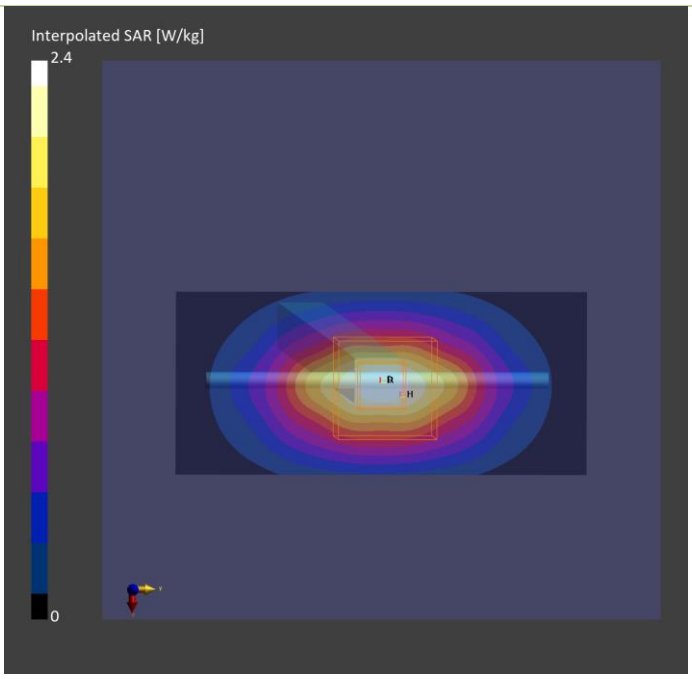

Measurement Report
S20 System Check H750_250604
Device under Test Properties

Model, Manufacturer	Dimensions [mm]	IMEI	DUT Type

Plots of System Verification

D750V3, 10.0 x 10.0 x 330.0

Exposure Conditions

Phantom Section, TSL	Position, Test Distance [mm]	Band	Group, UID	Frequency [MHz], Channel Number	Conversion Factor	TSL Conductivity [S/m]	TSL Permittivity
Flat,	,		CW, 0--	750.000, 0	8.49	0.886	43.1

Hardware Setup

Phantom	TSL, Measured Date	Probe, Calibration Date	DAE, Calibration Date
ELI V8.0 (20deg probe tilt) - 2188	H06T09N9 , 2025-06-04	EX3DV4 - SN7736, 2025-02-17	DAE4 Sn1431, 2024-07-16

Scan Setup

	Area Scan	Zoom Scan
Grid Extents [mm]	45.0 x 90.0	36.0 x 36.0 x 30.0
Grid Steps [mm]	15.0 x 15.0	6.0 x 6.0 x 1.5
Sensor Surface [mm]	3.0	1.4

Measurement Results

	Area Scan	Zoom Scan
Date	2025-06-04	2025-06-04
psSAR1g [W/kg]	0.386	0.390
psSAR10g [W/kg]	0.251	0.255
Power Drift [dB]	0.02	-0.09

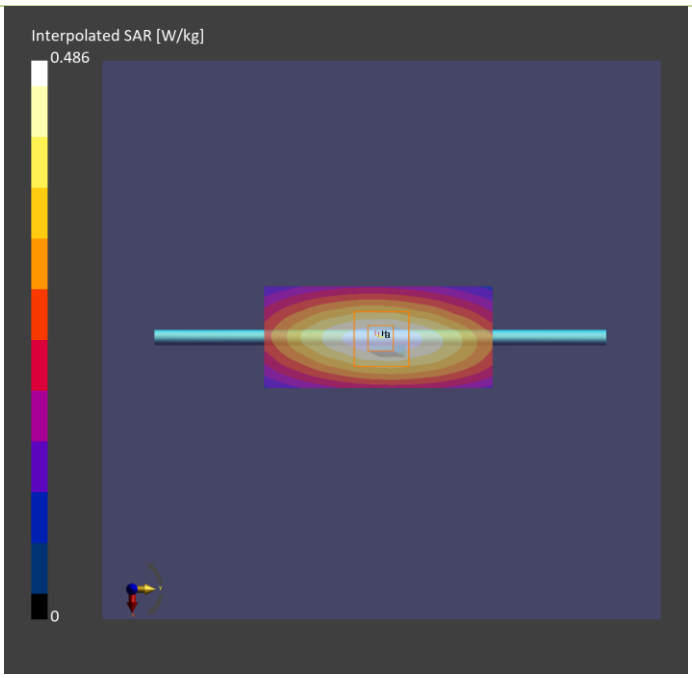

Plots of System Verification

Measurement Report
S21 System Check H2450_250606
Device under Test Properties

Model, Manufacturer	Dimensions [mm]	IMEI	DUT Type
D2450V2,	10.0 x 10.0 x 290.0		

Exposure Conditions

Phantom Section, TSL	Position, Test Distance [mm]	Band	Group, UID	Frequency [MHz], Channel Number	Conversion Factor	TSL Conductivity [S/m]	TSL Permittivity
Flat,	,		CW, 0--	2450.000, 0	6.87	1.80	39.0

Hardware Setup

Phantom	TSL, Measured Date	Probe, Calibration Date	DAE, Calibration Date
ELI V8.0 (20deg probe tilt) - 2188	H19T27N9 , 2025-06-06	EX3DV4 - SN7736, 2025-02-17	DAE4 Sn1431, 2024-07-16

Scan Setup

	Area Scan	Zoom Scan
Grid Extents [mm]	48.0 x 96.0	35.0 x 35.0 x 30.0
Grid Steps [mm]	12.0 x 12.0	5.0 x 5.0 x 1.5
Sensor Surface [mm]	3.0	1.4

Measurement Results

	Area Scan	Zoom Scan
Date	2025-06-06	2025-06-06
psSAR1g [W/kg]	2.60	2.67
psSAR10g [W/kg]	1.22	1.25
Power Drift [dB]	0.14	-0.15

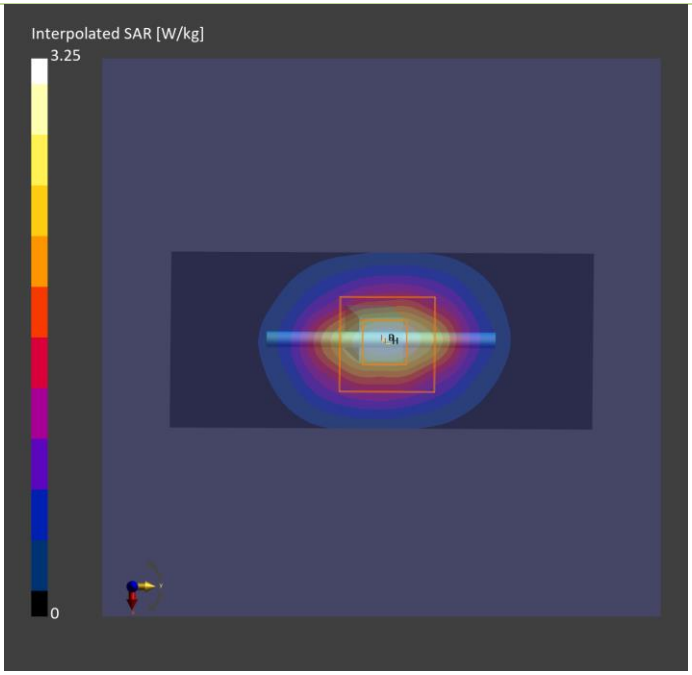

Plots of System Verification

Measurement Report
S22 System Check H5250_250606
Device under Test Properties

Model, Manufacturer	Dimensions [mm]	IMEI	DUT Type
D5GHzV2	10.0 x 10.0 x 300.0		

Exposure Conditions

Phantom Section, TSL	Position, Test Distance [mm]	Band	Group, UID	Frequency [MHz], Channel Number	Conversion Factor	TSL Conductivity [S/m]	TSL Permittivity
Flat,	,		CW, 0--	5250.000, 0	5.27	4.50	34.8

Hardware Setup

Phantom	TSL, Measured Date	Probe, Calibration Date	DAE, Calibration Date
ELI V8.0 (20deg probe tilt) - 2188	H50T60N9 , 2025-06-06	EX3DV4 - SN7736, 2025-02-17	DAE4 Sn1431, 2024-07-16

Scan Setup

	Area Scan	Zoom Scan
Grid Extents [mm]	40.0 x 80.0	24.0 x 24.0 x 22.0
Grid Steps [mm]	10.0 x 10.0	4.0 x 4.0 x 1.4
Sensor Surface [mm]	3.0	1.4

Measurement Results

	Area Scan	Zoom Scan
Date	2025-06-06	2025-06-06
psSAR1g [W/kg]	3.98	4.03
psSAR10g [W/kg]	1.12	1.15
Power Drift [dB]	-0.09	-0.07

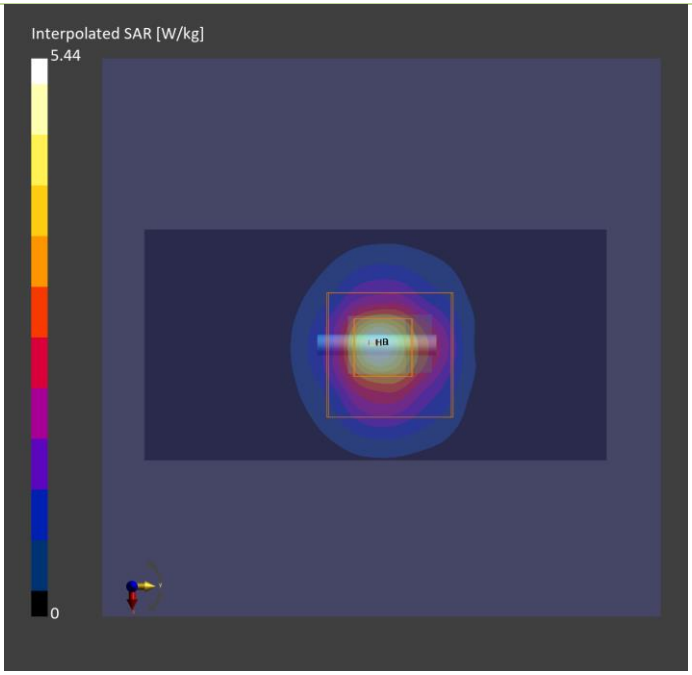

Plots of System Verification

Measurement Report
S23 System Check H5600_250606
Device under Test Properties

Model, Manufacturer	Dimensions [mm]	IMEI	DUT Type
D5GHzV2	10.0 x 10.0 x 300.0		

Exposure Conditions

Phantom Section, TSL	Position, Test Distance [mm]	Band	Group, UID	Frequency [MHz], Channel Number	Conversion Factor	TSL Conductivity [S/m]	TSL Permittivity
Flat,	,		CW, 0--	5600.000, 0	4.83	4.87	34.2

Hardware Setup

Phantom	TSL, Measured Date	Probe, Calibration Date	DAE, Calibration Date
ELI V8.0 (20deg probe tilt) - 2188	H50T60N9 , 2025-06-06	EX3DV4 - SN7736, 2025-02-17	DAE4 Sn1431, 2024-07-16

Scan Setup

	Area Scan	Zoom Scan
Grid Extents [mm]	40.0 x 80.0	24.0 x 24.0 x 22.0
Grid Steps [mm]	10.0 x 10.0	4.0 x 4.0 x 1.4
Sensor Surface [mm]	3.0	1.4

Measurement Results

	Area Scan	Zoom Scan
Date	2025-06-06	2025-06-06
psSAR1g [W/kg]	4.23	4.35
psSAR10g [W/kg]	1.25	1.26
Power Drift [dB]	0.15	-0.12

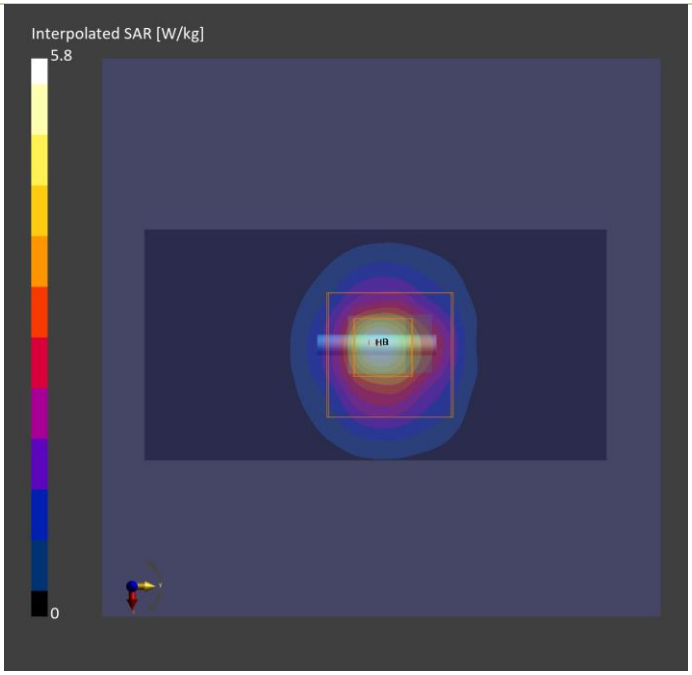

Plots of System Verification

Measurement Report
S25 System Check H5800_250606
Device under Test Properties

Model, Manufacturer	Dimensions [mm]	IMEI	DUT Type
D5GHzV2,	10.0 x 10.0 x 300.0		

Exposure Conditions

Phantom Section, TSL	Position, Test Distance [mm]	Band	Group, UID	Frequency [MHz], Channel Number	Conversion Factor	TSL Conductivity [S/m]	TSL Permittivity
Flat,	,		CW, 0--	5800.000, 0	4.78	5.10	33.8

Hardware Setup

Phantom	TSL, Measured Date	Probe, Calibration Date	DAE, Calibration Date
ELI V8.0 (20deg probe tilt) - 2188	H50T60N9 , 2025-06-06	EX3DV4 - SN7736, 2025-02-17	DAE4 Sn1431, 2024-07-16

Scan Setup

	Area Scan	Zoom Scan
Grid Extents [mm]	40.0 x 80.0	24.0 x 24.0 x 22.0
Grid Steps [mm]	10.0 x 10.0	4.0 x 4.0 x 1.4
Sensor Surface [mm]	3.0	1.4

Measurement Results

	Area Scan	Zoom Scan
Date	2025-06-06	2025-06-06
psSAR1g [W/kg]	3.88	3.94
psSAR10g [W/kg]	1.12	1.15
Power Drift [dB]	0.07	-0.09

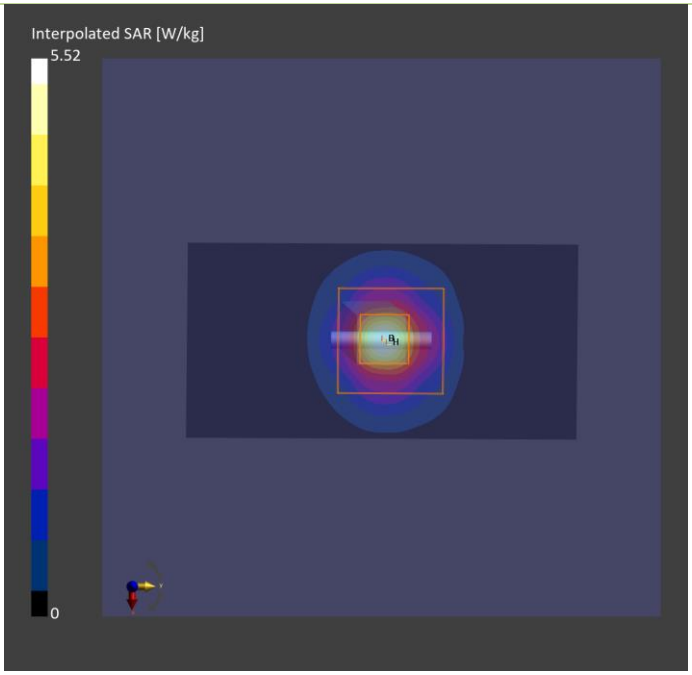

Plots of System Verification

Measurement Report
S26 System Check H5800_250606
Device under Test Properties

Model, Manufacturer	Dimensions [mm]	IMEI	DUT Type
D5GHzV2,	10.0 x 10.0 x 300.0		

Exposure Conditions

Phantom Section, TSL	Position, Test Distance [mm]	Band	Group, UID	Frequency [MHz], Channel Number	Conversion Factor	TSL Conductivity [S/m]	TSL Permittivity
Flat,	,		CW, 0--	5800.000, 0	4.78	5.10	33.8

Hardware Setup

Phantom	TSL, Measured Date	Probe, Calibration Date	DAE, Calibration Date
ELI V8.0 (20deg probe tilt) - 2188	H50T60N9 , 2025-06-06	EX3DV4 - SN7736, 2025-02-17	DAE4 Sn1431, 2024-07-16

Scan Setup

	Area Scan	Zoom Scan
Grid Extents [mm]	40.0 x 80.0	24.0 x 24.0 x 22.0
Grid Steps [mm]	10.0 x 10.0	4.0 x 4.0 x 1.4
Sensor Surface [mm]	3.0	1.4

Measurement Results

	Area Scan	Zoom Scan
Date	2025-06-06	2025-06-06
psSAR1g [W/kg]	3.88	3.94
psSAR10g [W/kg]	1.12	1.15
Power Drift [dB]	0.07	-0.09

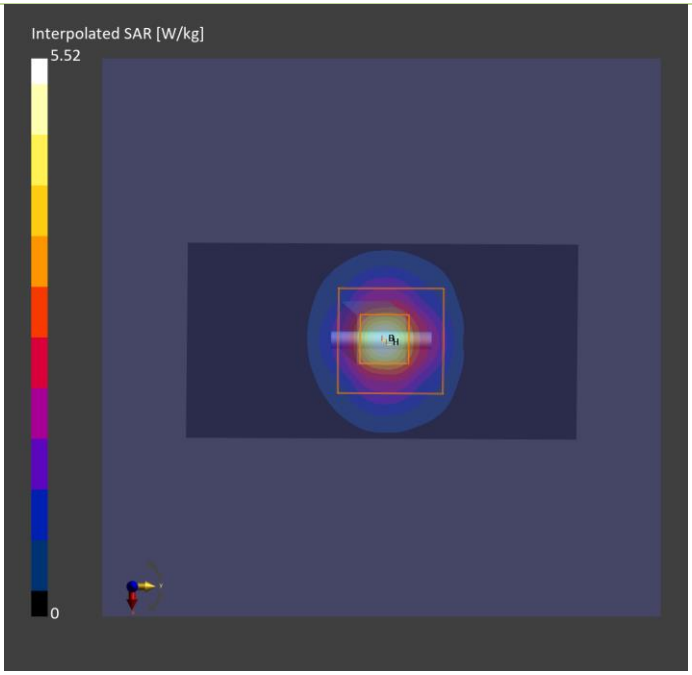

Plots of System Verification

Measurement Report
S27 System Check H2450_250606
Device under Test Properties

Model, Manufacturer	Dimensions [mm]	IMEI	DUT Type
D2450V2,	10.0 x 10.0 x 290.0		

Exposure Conditions

Phantom Section, TSL	Position, Test Distance [mm]	Band	Group, UID	Frequency [MHz], Channel Number	Conversion Factor	TSL Conductivity [S/m]	TSL Permittivity
Flat,	,		CW, 0--	2450.000, 0	6.87	1.80	39.0

Hardware Setup

Phantom	TSL, Measured Date	Probe, Calibration Date	DAE, Calibration Date
ELI V8.0 (20deg probe tilt) - 2188	H19T27N9 , 2025-06-06	EX3DV4 - SN7736, 2025-02-17	DAE4 Sn1431, 2024-07-16

Scan Setup

	Area Scan	Zoom Scan
Grid Extents [mm]	48.0 x 96.0	35.0 x 35.0 x 30.0
Grid Steps [mm]	12.0 x 12.0	5.0 x 5.0 x 1.5
Sensor Surface [mm]	3.0	1.4

Measurement Results

	Area Scan	Zoom Scan
Date	2025-06-06	2025-06-06
psSAR1g [W/kg]	2.60	2.67
psSAR10g [W/kg]	1.22	1.25
Power Drift [dB]	0.14	-0.15

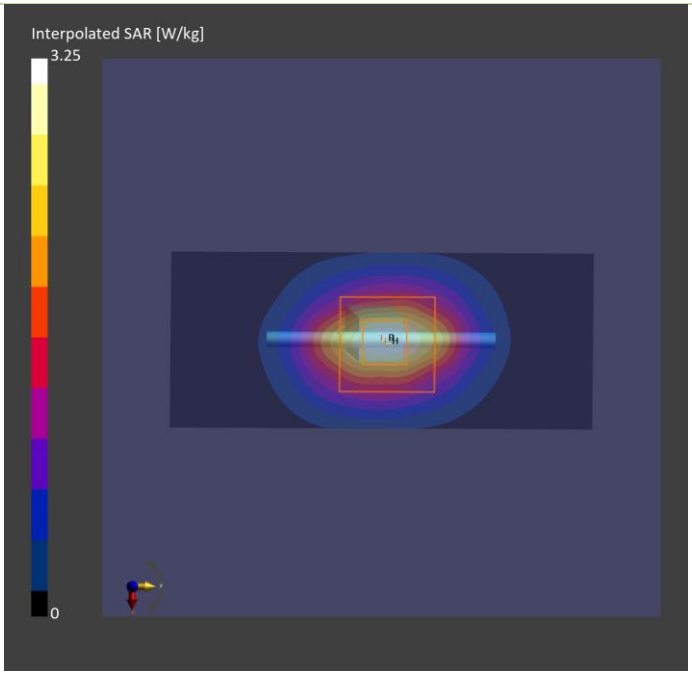

Plots of System Verification

.Measurement Report
S29 System Check_H6500_250616
Device under Test Properties

Model, Manufacturer	Dimensions [mm]	IMEI	DUT Type
D6.5GHzV2,	10.0 x 10.0 x 296.0		

Exposure Conditions

Phantom Section, TSL	Position, Test Distance [mm]	Band	Group, UID	Frequency [MHz], Channel Number	Conversion Factor	TSL Conductivity [S/m]	TSL Permittivity
Flat,	,		CW, 0--	6500.000, 0	5.73	5.81	34.2

Hardware Setup

Phantom	TSL, Measured Date	Probe, Calibration Date	DAE, Calibration Date
ELI V5.0 (20deg probe tilt) - 1204	H60T72N4 , 2025-06-16	EX3DV4 - SN3650, 2025-01-23	DAE4 Sn1757, 2024-08-16

Scan Setup

	Area Scan	Zoom Scan
Grid Extents [mm]	45.0 x 90.0	22.0 x 22.0 x 22.0
Grid Steps [mm]	7.5 x 7.5	3.4 x 3.4 x 1.4
Sensor Surface [mm]	3.0	1.4

Measurement Results

	Area Scan	Zoom Scan
Date	2025-06-16	2025-06-16
psSAR1g [W/kg]	27.6	30.7
psSAR10g [W/kg]	5.41	5.65
psAPD (1.0cm2, sq) [W/m2]		307
psAPD (4.0cm2, sq) [W/m2]		138
Power Drift [dB]	0.02	-0.01

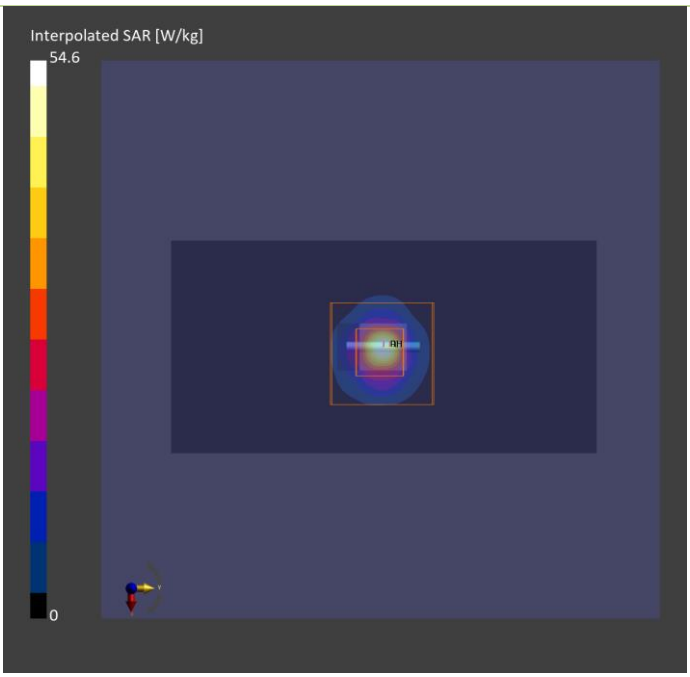

Plots of System Verification

Measurement Report
S29 PD_System Check_10 GHz_250617
Device under Test Properties

Model, Manufacturer	Dimensions [mm]	IMEI	DUT Type
SPEAG, 5G Verification Source 10 GHz	100.0 x 100.0 x 170.0	SN: 1025	

Exposure Conditions

Phantom Section	Position, Test Distance [mm]	Band	Group, UID	Frequency [MHz], Channel Number	Conversion Factor
5G Air	FRONT, 10.00	Validation band	CW, -0-	10000.0, 10000	1.0

Hardware Setup

Phantom	Medium	Probe, Calibration Date	DAE, Calibration Date
mmWave- 1029	---Air	EUmmWV4 - SN9438_F1-55GHz, 2024-07-19	DAE4 Sn1761, 2024-09-19

Scan Setup

	5G Scan
Grid Extents [mm]	60.0 x 60.0
Grid Steps [lambda]	0.125 x 0.125
Sensor Surface [mm]	10.0

Measurement Results

	5G Scan
Date	2025-06-17
Avg. Area [cm^2]	4.00
psPDn+ [W/m^2]	52.1
psPDtot+ [W/m^2]	52.4
psPDmod+ [W/m^2]	52.6
E_{max} [V/m]	146
Power Drift [dB]	-0.03

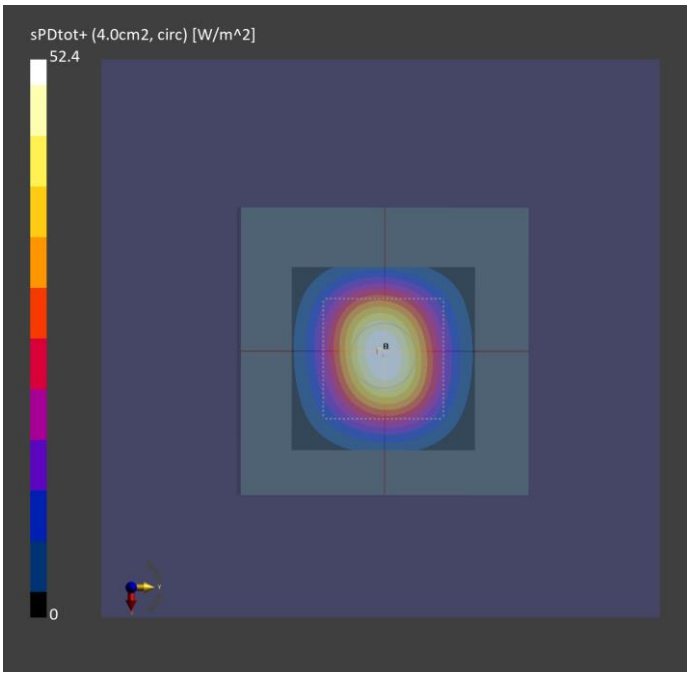

Appendix B. Plots of Measurement

The SAR plots for highest measured SAR in each exposure configuration, wireless mode and frequency band combination are shown as follows.

Plots of Measurement

Measurement Report
P01 WCDMA II_RMC12.2K_Top Side of Tablet_0mm_CH9262_Ant0_BP2S1P4070P
Device under Test Properties

Model, Manufacturer	Dimensions [mm]	IMEI	DUT Type
CDVB-WTW-P25040434,	235.0 x 310.0 x 38.0		Tablet

Exposure Conditions

Phantom Section, TSL	Position, Test Distance [mm]	Band	Group, UID	Frequency [MHz], Channel Number	Conversion Factor	TSL Conductivity [S/m]	TSL Permittivity
Flat,	Top Side of Tablet, 0.00	Band 2	WCDMA, 10011-CAC	1852.400, 9262	7.16	1.43	41.0

Hardware Setup

Phantom	TSL, Measured Date	Probe, Calibration Date	DAE, Calibration Date
ELI V8.0 (20deg probe tilt) - 2188	H14T19N9 , 2025-06-02	EX3DV4 - SN7736, 2025-02-17	DAE4 Sn1431, 2024-07-16

Scan Setup

	Area Scan	Zoom Scan
Grid Extents [mm]	75.0 x 165.0	32.0 x 32.0 x 30.0
Grid Steps [mm]	15.0 x 15.0	8.0 x 8.0 x 5.0
Sensor Surface [mm]	3.0	1.4

Measurement Results

	Area Scan	Zoom Scan
Date	2025-06-02	2025-06-02
psSAR1g [W/kg]	1.04	1.04
psSAR10g [W/kg]	0.547	0.578
Power Drift [dB]	0.04	-0.00
M2/M1 [%]		62.2
Dist 3dB Peak [mm]		10.2



Plots of Measurement

Measurement Report
P02 WCDMA IV_RMC12.2K_Top Side of Tablet_0mm_CH1312_Ant0_BP2S1P4070P
Device under Test Properties

Model, Manufacturer	Dimensions [mm]	IMEI	DUT Type
CDVB-WTW-P25040434,	235.0 x 310.0 x 38.0		Tablet

Exposure Conditions

Phantom Section, TSL	Position, Test Distance [mm]	Band	Group, UID	Frequency [MHz], Channel Number	Conversion Factor	TSL Conductivity [S/m]	TSL Permittivity
Flat,	Top Side of Tablet, 0.00	Band 4	WCDMA, 10011-CAC	1712.400, 1312	7.37	1.41	39.2

Hardware Setup

Phantom	TSL, Measured Date	Probe, Calibration Date	DAE, Calibration Date
ELI V8.0 (20deg probe tilt) - 2188	H14T19N9 , 2025-06-02	EX3DV4 - SN7736, 2025-02-17	DAE4 Sn1431, 2024-07-16

Scan Setup

	Area Scan	Zoom Scan
Grid Extents [mm]	75.0 x 165.0	32.0 x 32.0 x 30.0
Grid Steps [mm]	15.0 x 15.0	8.0 x 8.0 x 5.0
Sensor Surface [mm]	3.0	1.4

Measurement Results

	Area Scan	Zoom Scan
Date	2025-06-02	2025-06-02
psSAR1g [W/kg]	1.00	0.979
psSAR10g [W/kg]	0.533	0.547
Power Drift [dB]	0.03	-0.00
M2/M1 [%]		61.4
Dist 3dB Peak [mm]		11.2



Plots of Measurement

Measurement Report
P03 WCDMA V_RMC12.2K_Top Side of Tablet_0mm_CH4132_Ant0_BP2S1P4070P
Device under Test Properties

Model, Manufacturer	Dimensions [mm]	IMEI	DUT Type
CDVB-WTW-P25040434,	235.0 x 310.0 x 38.0		Tablet

Exposure Conditions

Phantom Section, TSL	Position, Test Distance [mm]	Band	Group, UID	Frequency [MHz], Channel Number	Conversion Factor	TSL Conductivity [S/m]	TSL Permittivity
Flat,	Top Side of Tablet, 0.00	Band 5	WCDMA, 10011-CAC	826.400, 4132	8.33	0.942	42.9

Hardware Setup

Phantom	TSL, Measured Date	Probe, Calibration Date	DAE, Calibration Date
ELI V8.0 (20deg probe tilt) - 2188	H06T09N9 , 2025-06-02	EX3DV4 - SN7736, 2025-02-17	DAE4 Sn1431, 2024-07-16

Scan Setup

	Area Scan	Zoom Scan
Grid Extents [mm]	75.0 x 165.0	32.0 x 32.0 x 30.0
Grid Steps [mm]	15.0 x 15.0	8.0 x 8.0 x 5.0
Sensor Surface [mm]	3.0	1.4

Measurement Results

	Area Scan	Zoom Scan
Date	2025-06-02	2025-06-02
psSAR1g [W/kg]	1.02	0.940
psSAR10g [W/kg]	0.585	0.510
Power Drift [dB]	0.02	-0.01
M2/M1 [%]		45.4
Dist 3dB Peak [mm]		8.5



Plots of Measurement

Measurement Report
P04 LTE 2_QPSK20M_Top Side of Tablet_0mm_CH18700_1RB_OS0_Ant0_BP2S1P4070P
Device under Test Properties

Model, Manufacturer	Dimensions [mm]	IMEI	DUT Type
CDVB-WTW-P25040434,	235.0 x 310.0 x 38.0		Tablet

Exposure Conditions

Phantom Section, TSL	Position, Test Distance [mm]	Band	Group, UID	Frequency [MHz], Channel Number	Conversion Factor	TSL Conductivity [S/m]	TSL Permittivity
Flat,	Top Side of Tablet, 0.00	Band 2	LTE-FDD, 10169-CAF	1860.000, 18700	7.16	1.44	41.0

Hardware Setup

Phantom	TSL, Measured Date	Probe, Calibration Date	DAE, Calibration Date
ELI V8.0 (20deg probe tilt) - 2188	H14T19N9 , 2025-06-02	EX3DV4 - SN7736, 2025-02-17	DAE4 Sn1431, 2024-07-16

Scan Setup

	Area Scan	Zoom Scan
Grid Extents [mm]	75.0 x 165.0	32.0 x 32.0 x 30.0
Grid Steps [mm]	15.0 x 15.0	8.0 x 8.0 x 5.0
Sensor Surface [mm]	3.0	1.4

Measurement Results

	Area Scan	Zoom Scan
Date	2025-06-02	2025-06-02
psSAR1g [W/kg]	1.01	0.993
psSAR10g [W/kg]	0.526	0.553
Power Drift [dB]	0.01	0.01
M2/M1 [%]		62.5
Dist 3dB Peak [mm]		10.8



Plots of Measurement

Measurement Report
P05 LTE 4_QPSK20M_Top Side of Tablet_0mm_CH20050_1RB_OS0_Ant0_BP2S1P4070P
Device under Test Properties

Model, Manufacturer	Dimensions [mm]	IMEI	DUT Type
CDVB-WTW-P25040434,	235.0 x 310.0 x 38.0		Tablet

Exposure Conditions

Phantom Section, TSL	Position, Test Distance [mm]	Band	Group, UID	Frequency [MHz], Channel Number	Conversion Factor	TSL Conductivity [S/m]	TSL Permittivity
Flat,	Top Side of Tablet, 0.00	Band 4	LTE-FDD, 10169-CAF	1720.000, 20050	7.37	1.36	41.3

Hardware Setup

Phantom	TSL, Measured Date	Probe, Calibration Date	DAE, Calibration Date
ELI V8.0 (20deg probe tilt) - 2188	H14T19N9 , 2025-06-03	EX3DV4 - SN7736, 2025-02-17	DAE4 Sn1431, 2024-07-16

Scan Setup

	Area Scan	Zoom Scan
Grid Extents [mm]	75.0 x 165.0	32.0 x 32.0 x 30.0
Grid Steps [mm]	15.0 x 15.0	8.0 x 8.0 x 5.0
Sensor Surface [mm]	3.0	1.4

Measurement Results

	Area Scan	Zoom Scan
Date	2025-06-03	2025-06-03
psSAR1g [W/kg]	1.06	1.03
psSAR10g [W/kg]	0.562	0.577
Power Drift [dB]	0.01	-0.01
M2/M1 [%]		61.6
Dist 3dB Peak [mm]		11.2

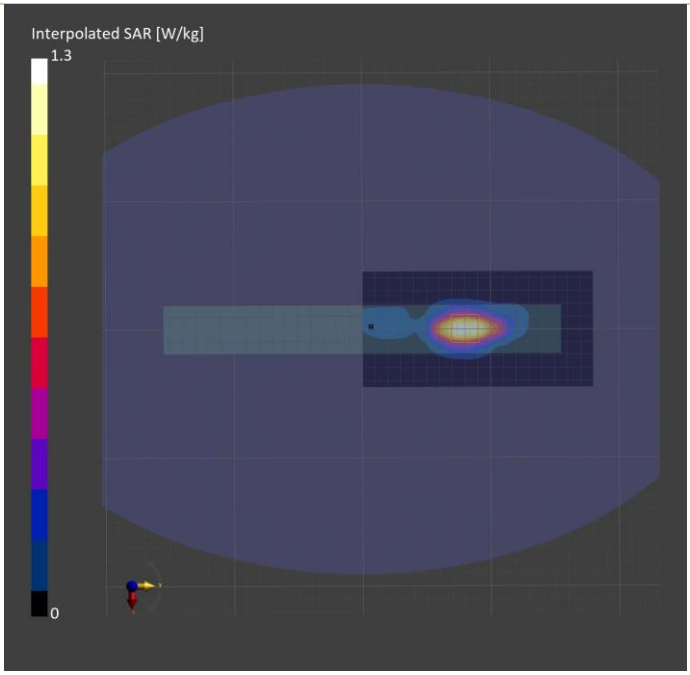

Plots of Measurement

Measurement Report
P06 LTE 5_QPSK10M_Top Side of Tablet_0mm_CH20450_1RB_OS0_Ant0_BP2S1P4070P
Device under Test Properties

Model, Manufacturer	Dimensions [mm]	IMEI	DUT Type
CDVB-WTW-P25040434,	235.0 x 310.0 x 38.0		Tablet

Exposure Conditions

Phantom Section, TSL	Position, Test Distance [mm]	Band	Group, UID	Frequency [MHz], Channel Number	Conversion Factor	TSL Conductivity [S/m]	TSL Permittivity
Flat,	Top Side of Tablet, 0.00	Band 5	LTE-FDD, 10175-CAH	829.000, 20450	8.33	0.943	42.8

Hardware Setup

Phantom	TSL, Measured Date	Probe, Calibration Date	DAE, Calibration Date
ELI V8.0 (20deg probe tilt) - 2188	H06T09N9 , 2025-06-03	EX3DV4 - SN7736, 2025-02-17	DAE4 Sn1431, 2024-07-16

Scan Setup

	Area Scan	Zoom Scan
Grid Extents [mm]	75.0 x 165.0	32.0 x 32.0 x 30.0
Grid Steps [mm]	15.0 x 15.0	8.0 x 8.0 x 5.0
Sensor Surface [mm]	3.0	1.4

Measurement Results

	Area Scan	Zoom Scan
Date	2025-06-03	2025-06-03
psSAR1g [W/kg]	0.942	0.877
psSAR10g [W/kg]	0.541	0.478
Power Drift [dB]	0.01	0.00
M2/M1 [%]		46.0
Dist 3dB Peak [mm]		8.6



Plots of Measurement

Measurement Report
P07 LTE 7_QPSK20M_Top Side of Tablet_0mm_CH21100_1RB_OS0_Ant0_BP2S1P4070P
Device under Test Properties

Model, Manufacturer	Dimensions [mm]	IMEI	DUT Type
CDVB-WTW-P25040434,	235.0 x 310.0 x 38.0		Tablet

Exposure Conditions

Phantom Section, TSL	Position, Test Distance [mm]	Band	Group, UID	Frequency [MHz], Channel Number	Conversion Factor	TSL Conductivity [S/m]	TSL Permittivity
Flat,	Top Side of Tablet, 0.00	Band 7	LTE-FDD, 10169-CAF	2535.000, 21100	6.96	1.86	38.9

Hardware Setup

Phantom	TSL, Measured Date	Probe, Calibration Date	DAE, Calibration Date
ELI V8.0 (20deg probe tilt) - 2188	H19T27N9 , 2025-06-03	EX3DV4 - SN7736, 2025-02-17	DAE4 Sn1431, 2024-07-16

Scan Setup

	Area Scan	Zoom Scan
Grid Extents [mm]	84.0 x 168.0	30.0 x 30.0 x 30.0
Grid Steps [mm]	12.0 x 12.0	5.0 x 5.0 x 5.0
Sensor Surface [mm]	3.0	1.4

Measurement Results

	Area Scan	Zoom Scan
Date	2025-06-03	2025-06-03
psSAR1g [W/kg]	0.920	0.974
psSAR10g [W/kg]	0.385	0.420
Power Drift [dB]	-0.00	0.01
M2/M1 [%]		52.4
Dist 3dB Peak [mm]		8.0



Plots of Measurement

Measurement Report
P08 LTE 12_QPSK10M_Top Side of Tablet_0mm_CH23095_1RB_OS0_Ant0_BP2S1P4070P
Device under Test Properties

Model, Manufacturer	Dimensions [mm]	IMEI	DUT Type
CDVB-WTW-P25040434,	235.0 x 310.0 x 38.0		Tablet

Exposure Conditions

Phantom Section, TSL	Position, Test Distance [mm]	Band	Group, UID	Frequency [MHz], Channel Number	Conversion Factor	TSL Conductivity [S/m]	TSL Permittivity
Flat,	Top Side of Tablet, 0.00	Band 12	LTE-FDD, 10175-CAH	707.500, 23095	8.49	0.896	43.2

Hardware Setup

Phantom	TSL, Measured Date	Probe, Calibration Date	DAE, Calibration Date
ELI V8.0 (20deg probe tilt) - 2188	H06T09N9 , 2025-06-03	EX3DV4 - SN7736, 2025-02-17	DAE4 Sn1431, 2024-07-16

Scan Setup

	Area Scan	Zoom Scan
Grid Extents [mm]	75.0 x 165.0	32.0 x 32.0 x 30.0
Grid Steps [mm]	15.0 x 15.0	8.0 x 8.0 x 5.0
Sensor Surface [mm]	3.0	1.4

Measurement Results

	Area Scan	Zoom Scan
Date	2025-06-03	2025-06-03
psSAR1g [W/kg]	0.977	0.895
psSAR10g [W/kg]	0.582	0.487
Power Drift [dB]	0.02	0.00
M2/M1 [%]		53.2
Dist 3dB Peak [mm]		9.6

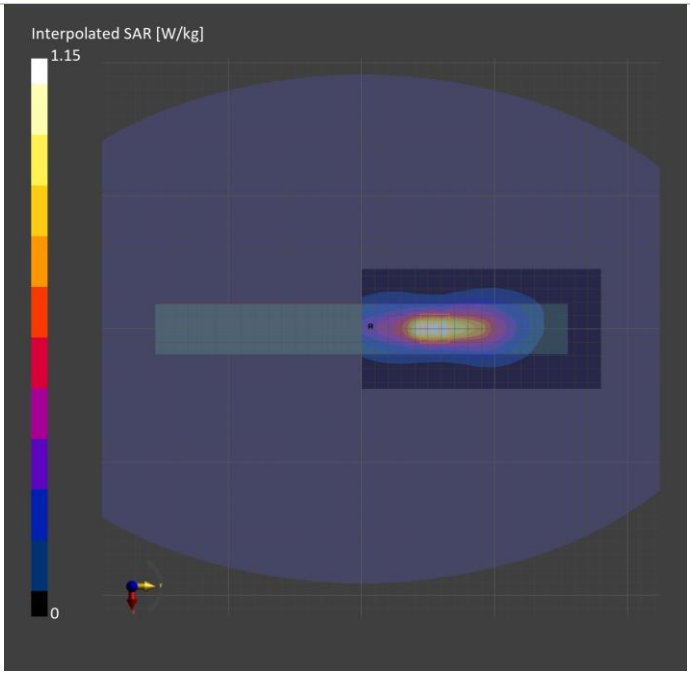

Plots of Measurement

Measurement Report
P09 LTE 13_QPSK10M_Top Side of Tablet_0mm_CH23230_1RB_OS0_Ant0_BP2S1P4070P
Device under Test Properties

Model, Manufacturer	Dimensions [mm]	IMEI	DUT Type
CDVB-WTW-P25040434,	235.0 x 310.0 x 38.0		Tablet

Exposure Conditions

Phantom Section, TSL	Position, Test Distance [mm]	Band	Group, UID	Frequency [MHz], Channel Number	Conversion Factor	TSL Conductivity [S/m]	TSL Permittivity
Flat,	EDGE TOP, 0.00	Band 13	LTE-FDD, 10175-CAH	782.000, 23230	8.49	0.923	43.0

Hardware Setup

Phantom	TSL, Measured Date	Probe, Calibration Date	DAE, Calibration Date
ELI V8.0 (20deg probe tilt) - 2188	H06T09N9 , 2025-06-03	EX3DV4 - SN7736, 2025-02-17	DAE4 Sn1431, 2024-07-16

Scan Setup

	Area Scan	Zoom Scan
Grid Extents [mm]	75.0 x 165.0	32.0 x 32.0 x 30.0
Grid Steps [mm]	15.0 x 15.0	8.0 x 8.0 x 5.0
Sensor Surface [mm]	3.0	1.4

Measurement Results

	Area Scan	Zoom Scan
Date	2025-06-03	2025-06-03
psSAR1g [W/kg]	1.27	1.19
psSAR10g [W/kg]	0.734	0.645
Power Drift [dB]	0.00	0.01
M2/M1 [%]		45.8
Dist 3dB Peak [mm]		8.9



Plots of Measurement

Measurement Report
P10 LTE 14_QPSK10M_Top Side of Tablet_0mm_CH23330_1RB_OS0_Ant0_BP2S1P4070P
Device under Test Properties

Model, Manufacturer	Dimensions [mm]	IMEI	DUT Type
CDVB-WTW-P25040434,	235.0 x 310.0 x 38.0		Tablet

Exposure Conditions

Phantom Section, TSL	Position, Test Distance [mm]	Band	Group, UID	Frequency [MHz], Channel Number	Conversion Factor	TSL Conductivity [S/m]	TSL Permittivity
Flat,	Top Side of Tablet, 0.00	Band 14	LTE-FDD, 10175-CAH	793.000, 23330	8.49	0.927	43.0

Hardware Setup

Phantom	TSL, Measured Date	Probe, Calibration Date	DAE, Calibration Date
ELI V8.0 (20deg probe tilt) - 2188	H06T09N9 , 2025-06-03	EX3DV4 - SN7736, 2025-02-17	DAE4 Sn1431, 2024-07-16

Scan Setup

	Area Scan	Zoom Scan
Grid Extents [mm]	75.0 x 165.0	32.0 x 32.0 x 30.0
Grid Steps [mm]	15.0 x 15.0	8.0 x 8.0 x 5.0
Sensor Surface [mm]	3.0	1.4

Measurement Results

	Area Scan	Zoom Scan
Date	2025-06-03	2025-06-03
psSAR1g [W/kg]	1.18	1.10
psSAR10g [W/kg]	0.678	0.595
Power Drift [dB]	0.03	0.00
M2/M1 [%]		45.2
Dist 3dB Peak [mm]		9.2



Plots of Measurement

Measurement Report
P11 LTE 17_QPSK10M_Top Side of Tablet_0mm_CH23790_1RB_OS0_Ant0_BP2S1P4070P
Device under Test Properties

Model, Manufacturer	Dimensions [mm]	IMEI	DUT Type
CDVB-WTW-P25040434,	235.0 x 310.0 x 38.0		Tablet

Exposure Conditions

Phantom Section, TSL	Position, Test Distance [mm]	Band	Group, UID	Frequency [MHz], Channel Number	Conversion Factor	TSL Conductivity [S/m]	TSL Permittivity
Flat,	Top Side of Tablet, 0.00	Band 17	LTE-FDD, 10175-CAH	710.000, 23790	8.49	0.897	43.2

Hardware Setup

Phantom	TSL, Measured Date	Probe, Calibration Date	DAE, Calibration Date
ELI V8.0 (20deg probe tilt) - 2188	H06T09N9 , 2025-06-03	EX3DV4 - SN7736, 2025-02-17	DAE4 Sn1431, 2024-07-16

Scan Setup

	Area Scan	Zoom Scan
Grid Extents [mm]	75.0 x 165.0	32.0 x 32.0 x 30.0
Grid Steps [mm]	15.0 x 15.0	8.0 x 8.0 x 5.0
Sensor Surface [mm]	3.0	1.4

Measurement Results

	Area Scan	Zoom Scan
Date	2025-06-03	2025-06-03
psSAR1g [W/kg]	0.969	0.922
psSAR10g [W/kg]	0.577	0.505
Power Drift [dB]	0.03	0.00
M2/M1 [%]		49.0
Dist 3dB Peak [mm]		9.6

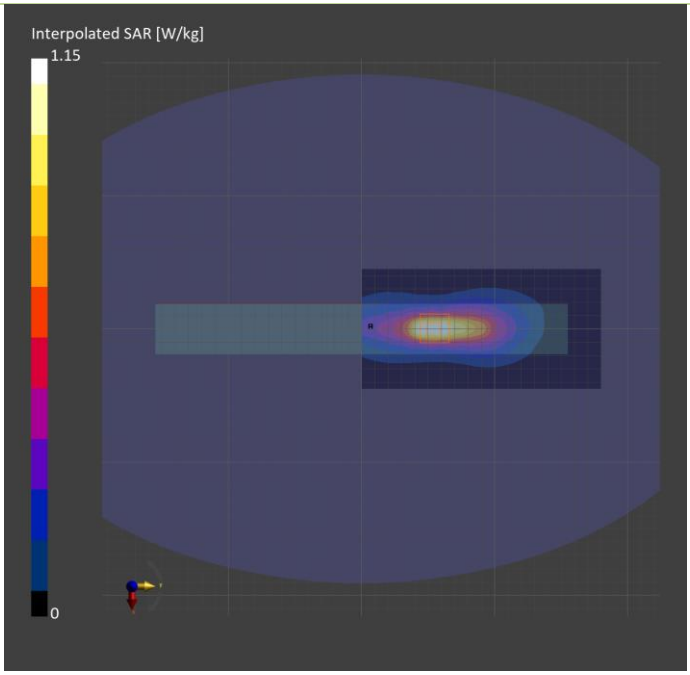

Measurement Report
P12 LTE 25_QPSK20M_Top Side of Tablet_0mm_CH26140_1RB_OS0_Ant0_BP2S1P4070P
Device under Test Properties

Model, Manufacturer	Dimensions [mm]	IMEI	DUT Type
CDVB-WTW-P25040434,	235.0 x 310.0 x 38.0		Tablet

Exposure Conditions

Phantom Section, TSL	Position, Test Distance [mm]	Band	Group, UID	Frequency [MHz], Channel Number	Conversion Factor	TSL Conductivity [S/m]	TSL Permittivity
Flat,	Top Side of Tablet, 0.00	Band 25	LTE-FDD, 10169-CAF	1860.000, 26140	7.16	1.44	41.0

Hardware Setup

Phantom	TSL, Measured Date	Probe, Calibration Date	DAE, Calibration Date
ELI V8.0 (20deg probe tilt) - 2188	H14T19N9 , 2025-06-03	EX3DV4 - SN7736, 2025-02-17	DAE4 Sn1431, 2024-07-16

Scan Setup

	Area Scan	Zoom Scan
Grid Extents [mm]	75.0 x 165.0	32.0 x 32.0 x 30.0
Grid Steps [mm]	15.0 x 15.0	8.0 x 8.0 x 5.0
Sensor Surface [mm]	3.0	1.4

Measurement Results

	Area Scan	Zoom Scan
Date	2025-06-03	2025-06-03
psSAR1g [W/kg]	0.973	0.962
psSAR10g [W/kg]	0.509	0.537
Power Drift [dB]	-0.01	0.00
M2/M1 [%]		62.3
Dist 3dB Peak [mm]		10.2



Plots of Measurement

Measurement Report
P13 LTE 26_QPSK15M_Top Side of Tablet_0mm_CH26965_1RB_OS0_Ant0_BP2S1P4070P
Device under Test Properties

Model, Manufacturer	Dimensions [mm]	IMEI	DUT Type
CDVB-WTW-P25040434,	235.0 x 310.0 x 38.0		Tablet

Exposure Conditions

Phantom Section, TSL	Position, Test Distance [mm]	Band	Group, UID	Frequency [MHz], Channel Number	Conversion Factor	TSL Conductivity [S/m]	TSL Permittivity
Flat,	Top Side of Tablet, 0.00	Band 26	LTE-FDD, 10181-CAF	841.500, 26965	8.33	0.940	42.9

Hardware Setup

Phantom	TSL, Measured Date	Probe, Calibration Date	DAE, Calibration Date
ELI V8.0 (20deg probe tilt) - 2188	H06T09N9 , 2025-06-03	EX3DV4 - SN7736, 2025-02-17	DAE4 Sn1431, 2024-07-16

Scan Setup

	Area Scan	Zoom Scan
Grid Extents [mm]	75.0 x 165.0	32.0 x 32.0 x 30.0
Grid Steps [mm]	15.0 x 15.0	8.0 x 8.0 x 5.0
Sensor Surface [mm]	3.0	1.4

Measurement Results

	Area Scan	Zoom Scan
Date	2025-06-03	2025-06-03
psSAR1g [W/kg]	0.998	0.926
psSAR10g [W/kg]	0.573	0.502
Power Drift [dB]	0.00	0.01
M2/M1 [%]		45.4
Dist 3dB Peak [mm]		9.6



Plots of Measurement

Measurement Report
P14 LTE 38_QPSK20M_Top Side of Tablet_0mm_CH38150_1RB_OS0_Ant0_BP2S1P4070P
Device under Test Properties

Model, Manufacturer	Dimensions [mm]	IMEI	DUT Type
CDVB-WTW-P25040434,	235.0 x 310.0 x 38.0		Tablet

Exposure Conditions

Phantom Section, TSL	Position, Test Distance [mm]	Band	Group, UID	Frequency [MHz], Channel Number	Conversion Factor	TSL Conductivity [S/m]	TSL Permittivity
Flat,	Top Side of Tablet, 0.00	Band 38	LTE-TDD, 10172-CAH	2610.000, 38150	6.96	1.92	38.7

Hardware Setup

Phantom	TSL, Measured Date	Probe, Calibration Date	DAE, Calibration Date
ELI V8.0 (20deg probe tilt) - 2188	H19T27N9 , 2025-06-03	EX3DV4 - SN7736, 2025-02-17	DAE4 Sn1431, 2024-07-16

Scan Setup

	Area Scan	Zoom Scan
Grid Extents [mm]	84.0 x 168.0	30.0 x 30.0 x 30.0
Grid Steps [mm]	12.0 x 12.0	5.0 x 5.0 x 5.0
Sensor Surface [mm]	3.0	1.4

Measurement Results

	Area Scan	Zoom Scan
Date	2025-06-03	2025-06-03
psSAR1g [W/kg]	1.03	1.04
psSAR10g [W/kg]	0.421	0.396
Power Drift [dB]	-0.01	0.01
M2/M1 [%]		46.9
Dist 3dB Peak [mm]		6.4



Plots of Measurement

Measurement Report
P15 LTE 41_QPSK20M_Top Side of Tablet_0mm_CH41055_1RB_OS0_Ant0_BP2S1P4070P
Device under Test Properties

Model, Manufacturer	Dimensions [mm]	IMEI	DUT Type
CDVB-WTW-P25040434,	235.0 x 310.0 x 38.0		Tablet

Exposure Conditions

Phantom Section, TSL	Position, Test Distance [mm]	Band	Group, UID	Frequency [MHz], Channel Number	Conversion Factor	TSL Conductivity [S/m]	TSL Permittivity
Flat,	Top Side of Tablet, 0.00	Band 41	LTE-TDD, 10172-CAH	2636.500, 41055	6.96	1.94	38.7

Hardware Setup

Phantom	TSL, Measured Date	Probe, Calibration Date	DAE, Calibration Date
ELI V8.0 (20deg probe tilt) - 2188	H19T27N9 , 2025-06-03	EX3DV4 - SN7736, 2025-02-17	DAE4 Sn1431, 2024-07-16

Scan Setup

	Area Scan	Zoom Scan
Grid Extents [mm]	84.0 x 168.0	30.0 x 30.0 x 30.0
Grid Steps [mm]	12.0 x 12.0	5.0 x 5.0 x 5.0
Sensor Surface [mm]	3.0	1.4

Measurement Results

	Area Scan	Zoom Scan
Date	2025-06-03	2025-06-03
psSAR1g [W/kg]	0.911	0.931
psSAR10g [W/kg]	0.338	0.351
Power Drift [dB]	-0.01	0.00
M2/M1 [%]		46.6
Dist 3dB Peak [mm]		6.8



Plots of Measurement

Measurement Report
P16 LTE 42_QPSK20M_Top Side of Tablet_0mm_CH43490_1RB_OS0_Ant0_BP2S1P4070P
Device under Test Properties

Model, Manufacturer	Dimensions [mm]	IMEI	DUT Type
CDVB-WTW-P25040434,	235.0 x 310.0 x 38.0		Tablet

Exposure Conditions

Phantom Section, TSL	Position, Test Distance [mm]	Band	Group, UID	Frequency [MHz], Channel Number	Conversion Factor	TSL Conductivity [S/m]	TSL Permittivity
Flat,	Top Side of Tablet, 0.00	Band 42	LTE-TDD, 10172-CAH	3590.000, 43490	6.35	2.91	39.1

Hardware Setup

Phantom	TSL, Measured Date	Probe, Calibration Date	DAE, Calibration Date
ELI V8.0 (20deg probe tilt) - 2188	H33T42N9 , 2025-06-03	EX3DV4 - SN7736, 2025-02-17	DAE4 Sn1431, 2024-07-16

Scan Setup

	Area Scan	Zoom Scan
Grid Extents [mm]	84.0 x 168.0	30.0 x 30.0 x 28.0
Grid Steps [mm]	12.0 x 12.0	5.0 x 5.0 x 2.5
Sensor Surface [mm]	3.0	1.4

Measurement Results

	Area Scan	Zoom Scan
Date	2025-06-03	2025-06-03
psSAR1g [W/kg]	0.930	1.03
psSAR10g [W/kg]	0.321	0.331
Power Drift [dB]	0.01	0.00
M2/M1 [%]		62.5
Dist 3dB Peak [mm]		6.0



Plots of Measurement

Measurement Report

P17 LTE 43_QPSK20M_Top Side of Tablet_0mm_CH45490_1RB_OS0_Ant0_BP2S1P4070P

Device under Test Properties

Model, Manufacturer	Dimensions [mm]	IMEI	DUT Type
CDVB-WTW-P25040434,	235.0 x 310.0 x 38.0		Tablet

Exposure Conditions

Phantom Section, TSL	Position, Test Distance [mm]	Band	Group, UID	Frequency [MHz], Channel Number	Conversion Factor	TSL Conductivity [S/m]	TSL Permittivity
Flat,	Top Side of Tablet, 0.00	Band 43	LTE-TDD, 10172-CAH	3790.000, 45490	6.39	3.10	38.9

Hardware Setup

Phantom	TSL, Measured Date	Probe, Calibration Date	DAE, Calibration Date
ELI V8.0 (20deg probe tilt) - 2188	H33T42N9 , 2025-06-04	EX3DV4 - SN7736, 2025-02-17	DAE4 Sn1431, 2024-07-16

Scan Setup

	Area Scan	Zoom Scan
Grid Extents [mm]	84.0 x 168.0	30.0 x 30.0 x 28.0
Grid Steps [mm]	12.0 x 12.0	5.0 x 5.0 x 2.5
Sensor Surface [mm]	3.0	1.4

Measurement Results

	Area Scan	Zoom Scan
Date	2025-06-04	2025-06-04
psSAR1g [W/kg]	0.666	0.951
psSAR10g [W/kg]	0.249	0.279
Power Drift [dB]	-0.04	-0.03
M2/M1 [%]		58.9
Dist 3dB Peak [mm]		6.0



Plots of Measurement

Measurement Report

P18 LTE 48_QPSK20M_Top Side of Tablet_0mm_CH55780_1RB_OS0_Ant0_BP2S1P4070P

Device under Test Properties

Model, Manufacturer	Dimensions [mm]	IMEI	DUT Type
CDVB-WTW-P25040434,	235.0 x 310.0 x 38.0		Tablet

Exposure Conditions

Phantom Section, TSL	Position, Test Distance [mm]	Band	Group, UID	Frequency [MHz], Channel Number	Conversion Factor	TSL Conductivity [S/m]	TSL Permittivity
Flat,	Top Side of Tablet, 0.00	Band 48	LTE-TDD, 10172-CAH	3604.000, 55780	6.39	2.92	39.1

Hardware Setup

Phantom	TSL, Measured Date	Probe, Calibration Date	DAE, Calibration Date
ELI V8.0 (20deg probe tilt) - 2188	H33T42N9 , 2025-06-04	EX3DV4 - SN7736, 2025-02-17	DAE4 Sn1431, 2024-07-16

Scan Setup

	Area Scan	Zoom Scan
Grid Extents [mm]	84.0 x 168.0	30.0 x 30.0 x 28.0
Grid Steps [mm]	12.0 x 12.0	5.0 x 5.0 x 2.5
Sensor Surface [mm]	3.0	1.4

Measurement Results

	Area Scan	Zoom Scan
Date	2025-06-04	2025-06-04
psSAR1g [W/kg]	0.904	1.17
psSAR10g [W/kg]	0.356	0.387
Power Drift [dB]	0.02	0.09
M2/M1 [%]		61.9
Dist 3dB Peak [mm]		6.0

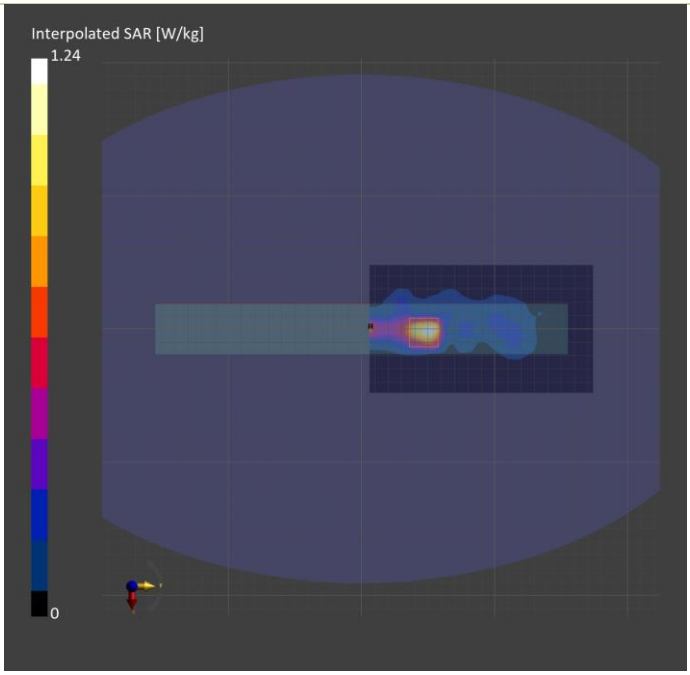

Plots of Measurement

Measurement Report

P19 LTE 66_QPSK20M_Top Side of Tablet_0mm_CH132072_1RB_OS0_Ant0_BP2S1P4070P

Device under Test Properties

Model, Manufacturer	Dimensions [mm]	IMEI	DUT Type
CDVB-WTW-P25040434,	235.0 x 310.0 x 38.0		Tablet

Exposure Conditions

Phantom Section, TSL	Position, Test Distance [mm]	Band	Group, UID	Frequency [MHz], Channel Number	Conversion Factor	TSL Conductivity [S/m]	TSL Permittivity
Flat,	Top Side of Tablet, 0.00	Band 66	LTE-FDD, 10169-CAF	1720.000, 132072	7.37	1.36	41.3

Hardware Setup

Phantom	TSL, Measured Date	Probe, Calibration Date	DAE, Calibration Date
ELI V8.0 (20deg probe tilt) - 2188	H14T19N9 , 2025-06-04	EX3DV4 - SN7736, 2025-02-17	DAE4 Sn1431, 2024-07-16

Scan Setup

	Area Scan	Zoom Scan
Grid Extents [mm]	75.0 x 165.0	32.0 x 32.0 x 30.0
Grid Steps [mm]	15.0 x 15.0	8.0 x 8.0 x 5.0
Sensor Surface [mm]	3.0	1.4

Measurement Results

	Area Scan	Zoom Scan
Date	2025-06-04	2025-06-04
psSAR1g [W/kg]	0.975	1.08
psSAR10g [W/kg]	0.547	0.611
Power Drift [dB]	-0.04	0.00
M2/M1 [%]		60.8
Dist 3dB Peak [mm]		9.6

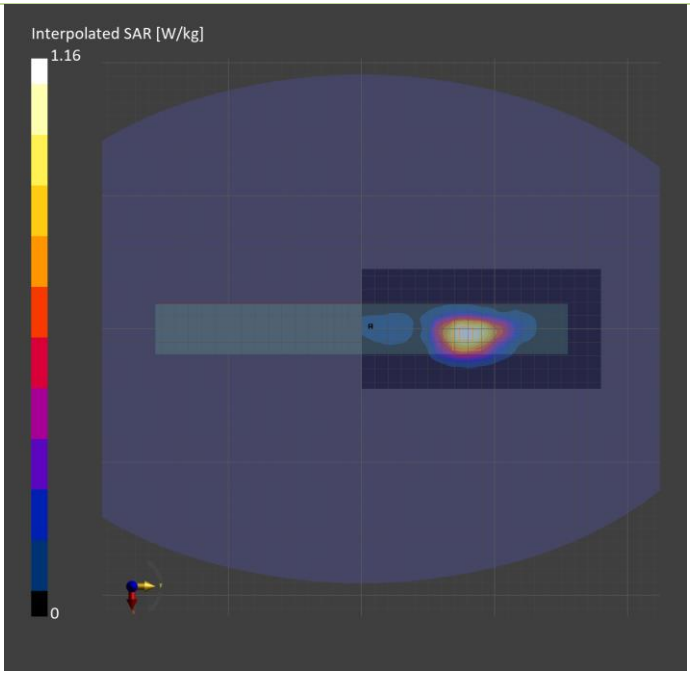

Plots of Measurement

Measurement Report

P20 LTE 71_QPSK20M_Top Side of Tablet_0mm_CH133372_1RB_OS0_Ant0_BP2S1P4070P

Device under Test Properties

Model, Manufacturer	Dimensions [mm]	IMEI	DUT Type
CDVB-WTW-P25040434,	235.0 x 310.0 x 38.0		Tablet

Exposure Conditions

Phantom Section, TSL	Position, Test Distance [mm]	Band	Group, UID	Frequency [MHz], Channel Number	Conversion Factor	TSL Conductivity [S/m]	TSL Permittivity
Flat,	Top Side of Tablet, 0.00	Band 71	LTE-FDD, 10169-CAF	688.000, 133372	8.49	0.889	43.3

Hardware Setup

Phantom	TSL, Measured Date	Probe, Calibration Date	DAE, Calibration Date
ELI V8.0 (20deg probe tilt) - 2188	H06T09N9 , 2025-06-04	EX3DV4 - SN7736, 2025-02-17	DAE4 Sn1431, 2024-07-16

Scan Setup

	Area Scan	Zoom Scan
Grid Extents [mm]	75.0 x 165.0	32.0 x 32.0 x 30.0
Grid Steps [mm]	15.0 x 15.0	8.0 x 8.0 x 5.0
Sensor Surface [mm]	3.0	1.4

Measurement Results

	Area Scan	Zoom Scan
Date	2025-06-04	2025-06-04
psSAR1g [W/kg]	0.743	0.824
psSAR10g [W/kg]	0.466	0.444
Power Drift [dB]	0.02	-0.02
M2/M1 [%]		51.5
Dist 3dB Peak [mm]		9.6

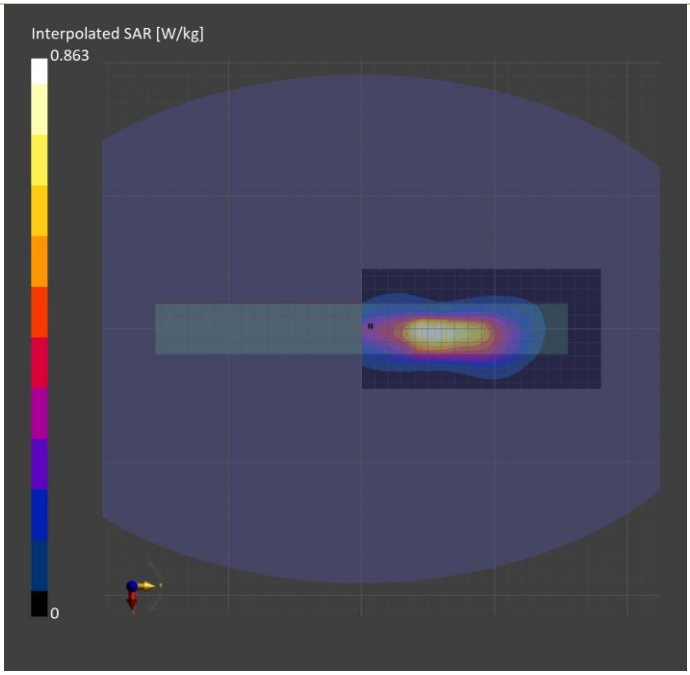

Plots of Measurement

Measurement Report
P21 WLAN2.4G_802.11b_Right Side_0mm_Ch11_Ant1
Device under Test Properties

Model, Manufacturer	Dimensions [mm]	IMEI	DUT Type
Device,	310.0 x 235.0 x 38.0		Tablet

Exposure Conditions

Phantom Section, TSL	Position, Test Distance [mm]	Band	Group, UID	Frequency [MHz], Channel Number	Conversion Factor	TSL Conductivity [S/m]	TSL Permittivity
Flat,	Right Side, 0.00	WLAN 2.4GHz	WLAN, 10012-CAB	2462.000, 11	6.87	1.81	39.0

Hardware Setup

Phantom	TSL, Measured Date	Probe, Calibration Date	DAE, Calibration Date
ELI V8.0 (20deg probe tilt) - 2188	H19T27N9 , 2025-06-06	EX3DV4 - SN7736, 2025-02-17	DAE4 Sn1431, 2024-07-16

Scan Setup

	Area Scan	Zoom Scan
Grid Extents [mm]	72.0 x 288.0	30.0 x 30.0 x 30.0
Grid Steps [mm]	12.0 x 12.0	5.0 x 5.0 x 5.0
Sensor Surface [mm]	3.0	1.4

Measurement Results

	Area Scan	Zoom Scan
Date	2025-06-06	2025-06-06
psSAR1g [W/kg]	0.355	0.369
psSAR10g [W/kg]	0.183	0.186
Power Drift [dB]	-0.04	-0.00
M2/M1 [%]		50.0
Dist 3dB Peak [mm]		9.0

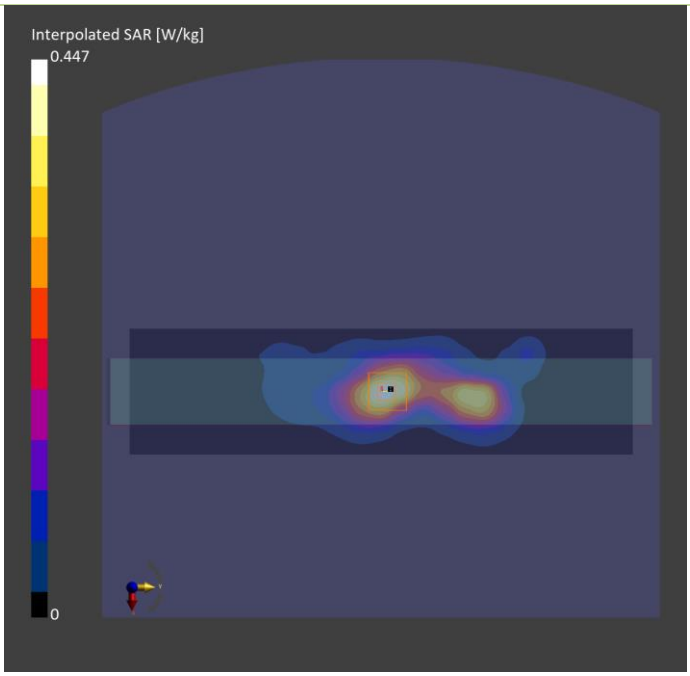

Plots of Measurement

Measurement Report
P22 WLAN5.3G_802.11ac VHT160_Right Side_0mm_Ch50_Ant1
Device under Test Properties

Model, Manufacturer	Dimensions [mm]	IMEI	DUT Type
Device,	310.0 x 235.0 x 38.0		Tablet

Exposure Conditions

Phantom Section, TSL	Position, Test Distance [mm]	Band	Group, UID	Frequency [MHz], Channel Number	Conversion Factor	TSL Conductivity [S/m]	TSL Permittivity
Flat,	Right Side, 0.00	WLAN 5GHz	WLAN, 10554-AAE	5250.000, 50	5.27	4.50	34.8

Hardware Setup

Phantom	TSL, Measured Date	Probe, Calibration Date	DAE, Calibration Date
ELI V8.0 (20deg probe tilt) - 2188	H50T60N9 , 2025-06-06	EX3DV4 - SN7736, 2025-02-17	DAE4 Sn1431, 2024-07-16

Scan Setup

	Area Scan	Zoom Scan
Grid Extents [mm]	80.0 x 280.0	24.0 x 24.0 x 22.0
Grid Steps [mm]	10.0 x 10.0	4.0 x 4.0 x 1.4
Sensor Surface [mm]	3.0	1.4

Measurement Results

	Area Scan	Zoom Scan
Date	2025-06-06	2025-06-06
psSAR1g [W/kg]	0.771	0.943
psSAR10g [W/kg]	0.252	0.270
Power Drift [dB]	-0.04	-0.01
M2/M1 [%]		64.3
Dist 3dB Peak [mm]		6.5



Plots of Measurement

Measurement Report
P23 WLAN5.6G_802.11ac VHT160_Right Side_0mm_Ch114_Ant1

Device under Test Properties

Model, Manufacturer	Dimensions [mm]	IMEI	DUT Type
Device,	310.0 x 235.0 x 38.0		Tablet

Exposure Conditions

Phantom Section, TSL	Position, Test Distance [mm]	Band	Group, UID	Frequency [MHz], Channel Number	Conversion Factor	TSL Conductivity [S/m]	TSL Permittivity
Flat,	EDGE RIGHT, 0.00	WLAN 5GHz	WLAN, 10554-AAE	5570.000, 114	4.83	4.84	34.2

Hardware Setup

Phantom	TSL, Measured Date	Probe, Calibration Date	DAE, Calibration Date
ELI V8.0 (20deg probe tilt) - 2188	H50T60N9 , 2025-06-06	EX3DV4 - SN7736, 2025-02-17	DAE4 Sn1431, 2024-07-16

Scan Setup

	Area Scan	Zoom Scan
Grid Extents [mm]	80.0 x 280.0	24.0 x 24.0 x 22.0
Grid Steps [mm]	10.0 x 10.0	4.0 x 4.0 x 1.4
Sensor Surface [mm]	3.0	1.4

Measurement Results

	Area Scan	Zoom Scan
Date	2025-06-06	2025-06-06
psSAR1g [W/kg]	0.618	0.830
psSAR10g [W/kg]	0.188	0.219
Power Drift [dB]	-0.12	0.19
M2/M1 [%]		59.9
Dist 3dB Peak [mm]		6.4



Plots of Measurement

Measurement Report
P25 WLAN5.8G_802.11ac VHT80_Right Side_0mm_Ch155_Ant1

Device under Test Properties

Model, Manufacturer	Dimensions [mm]	IMEI	DUT Type
Device,	310.0 x 235.0 x 38.0		Tablet

Exposure Conditions

Phantom Section, TSL	Position, Test Distance [mm]	Band	Group, UID	Frequency [MHz], Channel Number	Conversion Factor	TSL Conductivity [S/m]	TSL Permittivity
Flat,	Right Side, 0.00	WLAN 5GHz	WLAN, 10544-AAD	5775.000, 155	4.78	5.07	33.9

Hardware Setup

Phantom	TSL, Measured Date	Probe, Calibration Date	DAE, Calibration Date
ELI V8.0 (20deg probe tilt) - 2188	H50T60N9 , 2025-06-06	EX3DV4 - SN7736, 2025-02-17	DAE4 Sn1431, 2024-07-16

Scan Setup

	Area Scan	Zoom Scan
Grid Extents [mm]	80.0 x 280.0	24.0 x 24.0 x 22.0
Grid Steps [mm]	10.0 x 10.0	4.0 x 4.0 x 1.4
Sensor Surface [mm]	3.0	1.4

Measurement Results

	Area Scan	Zoom Scan
Date	2025-06-06	2025-06-06
psSAR1g [W/kg]	0.757	1.04
psSAR10g [W/kg]	0.229	0.269
Power Drift [dB]	-0.12	0.09
M2/M1 [%]		58.6
Dist 3dB Peak [mm]		6.6

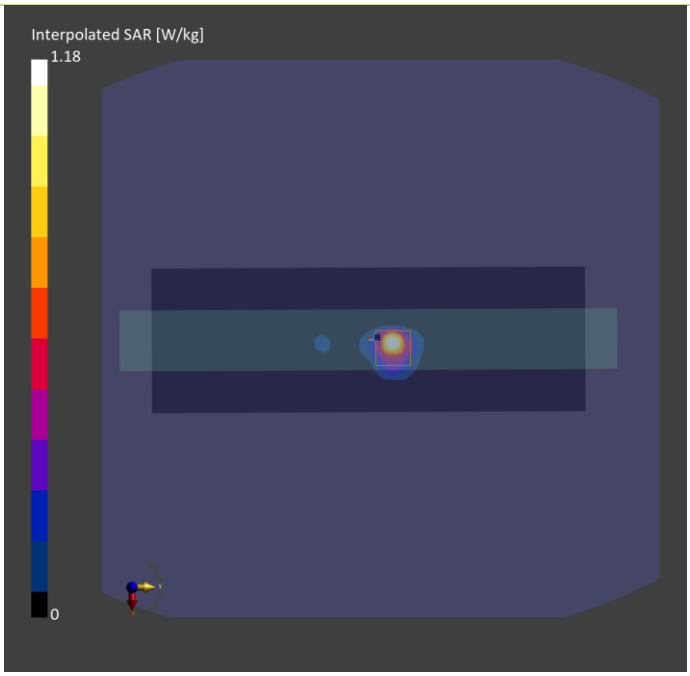

Plots of Measurement

Measurement Report
P26 WLAN5.9G_802.11ac VHT160_Right Side_0mm_Ch163_Ant1

Device under Test Properties

Model, Manufacturer	Dimensions [mm]	IMEI	DUT Type
Device,	310.0 x 235.0 x 38.0		Tablet

Exposure Conditions

Phantom Section, TSL	Position, Test Distance [mm]	Band	Group, UID	Frequency [MHz], Channel Number	Conversion Factor	TSL Conductivity [S/m]	TSL Permittivity
Flat,	EDGE RIGHT, 0.00	WLAN 5GHz	WLAN, 10554-AAE	5815.000, 163	4.78	5.13	33.8

Hardware Setup

Phantom	TSL, Measured Date	Probe, Calibration Date	DAE, Calibration Date
ELI V8.0 (20deg probe tilt) - 2188	H50T60N9 , 2025-06-06	EX3DV4 - SN7736, 2025-02-17	DAE4 Sn1431, 2024-07-16

Scan Setup

	Area Scan	Zoom Scan
Grid Extents [mm]	80.0 x 280.0	24.0 x 24.0 x 22.0
Grid Steps [mm]	10.0 x 10.0	4.0 x 4.0 x 1.4
Sensor Surface [mm]	3.0	1.4

Measurement Results

	Area Scan	Zoom Scan
Date	2025-06-06	2025-06-06
psSAR1g [W/kg]	0.711	0.962
psSAR10g [W/kg]	0.212	0.252
Power Drift [dB]	-0.14	0.08
M2/M1 [%]		58.7
Dist 3dB Peak [mm]		6.9



Plots of Measurement

Measurement Report
P27 BT_BDR_Right Side_0mm_Ch39_Ant1
Device under Test Properties

Model, Manufacturer	Dimensions [mm]	IMEI	DUT Type
Device,	310.0 x 235.0 x 38.0		Tablet

Exposure Conditions

Phantom Section, TSL	Position, Test Distance [mm]	Band	Group, UID	Frequency [MHz], Channel Number	Conversion Factor	TSL Conductivity [S/m]	TSL Permittivity
Flat,	Right Side, 0.00	ISM 2.4 GHz Band	Bluetooth, 10032-CAA	2441.000, 39	6.87	1.79	39.0

Hardware Setup

Phantom	TSL, Measured Date	Probe, Calibration Date	DAE, Calibration Date
ELI V8.0 (20deg probe tilt) - 2188	H19T27N9 , 2025-06-06	EX3DV4 - SN7736, 2025-02-17	DAE4 Sn1431, 2024-07-16

Scan Setup

	Area Scan	Zoom Scan
Grid Extents [mm]	72.0 x 288.0	30.0 x 30.0 x 30.0
Grid Steps [mm]	12.0 x 12.0	5.0 x 5.0 x 5.0
Sensor Surface [mm]	3.0	1.4

Measurement Results

	Area Scan	Zoom Scan
Date	2025-06-06	2025-06-06
psSAR1g [W/kg]	0.121	0.128
psSAR10g [W/kg]	0.062	0.064
Power Drift [dB]	0.05	-0.01
M2/M1 [%]		49.0
Dist 3dB Peak [mm]		9.0

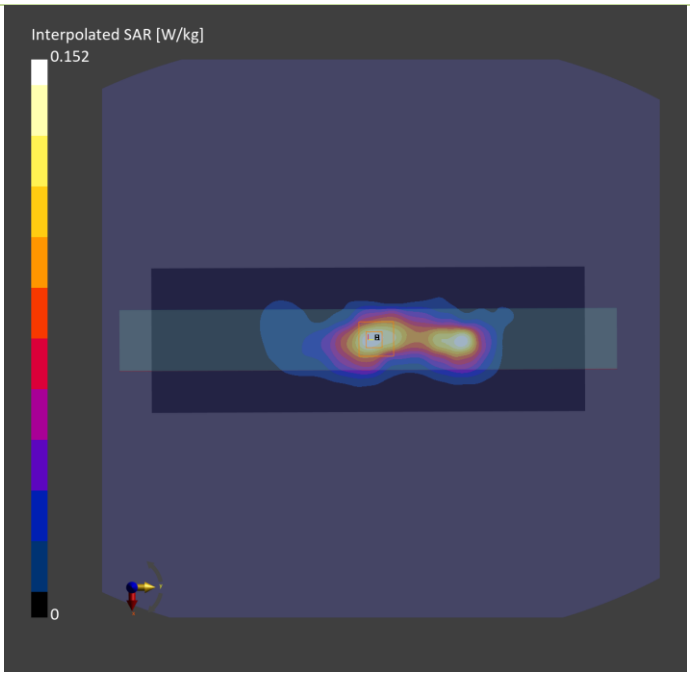

Plots of Measurement

Measurement Report
P29 UNII-5_802.11ax HE160_Right Side_0mm_Ch15_Ant1
Device under Test Properties

Model, Manufacturer	Dimensions [mm]	IMEI	DUT Type
CDVB-WTW-P25040434,	310.0 x 235.0 x 38.0		Phone

Exposure Conditions

Phantom Section, TSL	Position, Test Distance [mm]	Band	Group, UID	Frequency [MHz], Channel Number	Conversion Factor	TSL Conductivity [S/m]	TSL Permittivity
Flat,	Right Side, 0.00	U-NII-5	WLAN, 10755-AAC	6025.000, 15	5.73	5.28	34.9

Hardware Setup

Phantom	TSL, Measured Date	Probe, Calibration Date	DAE, Calibration Date
ELI V5.0 (20deg probe tilt) - 1204	H60T72N4 , 2025-06-16	EX3DV4 - SN3650, 2025-01-23	DAE4 Sn1757, 2024-08-16

Scan Setup

	Area Scan	Zoom Scan
Grid Extents [mm]	75.0 x 270.0	22.0 x 22.0 x 22.0
Grid Steps [mm]	7.5 x 7.5	3.4 x 3.4 x 1.4
Sensor Surface [mm]	3.0	1.4

Measurement Results

	Area Scan	Zoom Scan
Date	2025-06-16	2025-06-16
psSAR1g [W/kg]	0.498	0.559
psSAR10g [W/kg]	0.105	0.118
psAPD (1.0cm2, sq) [W/m2]		6.09
psAPD (4.0cm2, sq) [W/m2]		3.14
Power Drift [dB]	0.11	0.15
M2/M1 [%]		57.0
Dist 3dB Peak [mm]		6.5

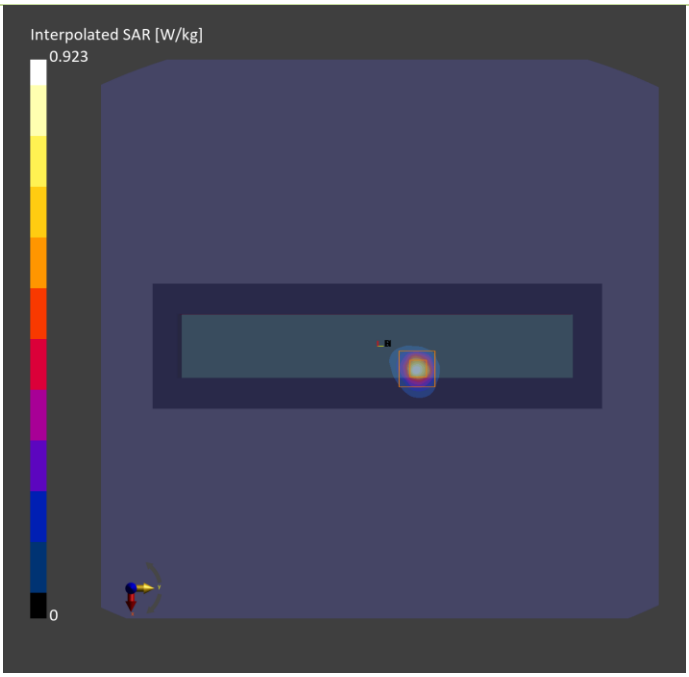

Plots of Measurement

Measurement Report
P29 UNII-5_802.11ax HE160_Right Side_0mm_Ch15_Ant 1
Device under Test Properties

Model, Manufacturer	Dimensions [mm]	IMEI	DUT Type
, CDVB-WTW-P25040434	236.0 x 310.0 x 40.0		Tablet

Exposure Conditions

Phantom Section	Position, Test Distance [mm]	Band	Group, UID	Frequency [MHz], Channel Number	Conversion Factor
5G Air	Right Side, 2.00	U-NII-5	WLAN, 10755-AAC	6025.0, 15	1.0

Hardware Setup

Phantom	Medium	Probe, Calibration Date	DAE, Calibration Date
mmWave- 1029	---Air	EUmmWV4 - SN9438_F1-55GHz, 2024-07-19	DAE4 Sn1761, 2024-09-19

Scan Setup

	5G Scan
Grid Extents [mm]	100.0 x 100.0
Grid Steps [lambda]	0.0502 x 0.0502
Sensor Surface [mm]	2.0

Measurement Results

	5G Scan
Date	2025-06-17
Avg. Area [cm^2]	4.00
psPDn+ [W/m^2]	2.92
psPDtot+ [W/m^2]	4.08
psPDmod+ [W/m^2]	5.13
E_{max} [V/m]	55.4
Power Drift [dB]	0.11



Appendix C. Tissue & System Verification

The measuring results for tissue simulating liquid and system check are shown as below.

Note:

1. For Section 4.3, the dielectric properties of the tissue simulating liquid have been measured within 24 hours before the SAR testing and within ±5 % of the target values. Liquid temperature during the SAR testing has kept within ±2 ℃.

2. For Section 4.4, The SAR measurement system was validated according to procedures in FCC KDB 865664 D0. The validation status in tabulated summary is as below.

3. For Section 4.5, Comparing to the reference SAR value provided by SPEAG in dipole calibration certificate, the deviation of system check results is within its specification of 10 %. The result indicates the system check can meet the variation criterion and the plots please refer to Appendix A of this report.

Tissue Verification									Validation for CW			Validation for Modulation				System Check					Note			
Plot No.	Frequency (MHz)	Liquid Temp. (℃)	Conductivity (σ)	Permittivity (εr)	Targeted Conductivity (σ)	Targeted Permittivity (εr)	Deviation Conductivity (σ)	Deviation Permittivity (εr)	Sensitivity Range	Probe Linearity	Probe Isotropy	Modulation Type	Duty Factor	PAR	Date	Frequency (MHz)	Targeted 1g SAR (W/kg)	Measured 1g SAR (W/kg)	Normalized 1g SAR (W/kg)	Deviation (%)	Dipole S/N	Probe S/N	DAE S/N	Output Power (dBm)
S01	1900	22.4	1.46	41.0	1.4	40	4.29	2.50	Pass	Pass	Pass	N/A	N/A	N/A	2025/6/2	1900	39.60	1.85	36.91	-6.79	5d036	7736	1431	17
S02	1750	22.4	1.38	41.2	1.37	40.1	0.73	2.74	Pass	Pass	Pass	N/A	N/A	N/A	2025/6/2	1750	37.00	1.78	35.52	-4.01	1055	7736	1431	17
S03	835	22.4	0.935	42.8	0.9	41.5	3.89	3.13	Pass	Pass	Pass	N/A	N/A	N/A	2025/6/2	835	9.44	0.477	9.52	0.82	4d121	7736	1431	17
S04	1900	22.4	1.46	41.0	1.4	40	4.29	2.50	Pass	Pass	Pass	N/A	N/A	N/A	2025/6/2	1900	39.60	1.85	36.91	-6.79	5d036	7736	1431	17
S05	1750	22.3	1.36	40.3	1.37	40.1	-0.73	0.50	Pass	Pass	Pass	N/A	N/A	N/A	2025/6/3	1750	37.00	1.95	38.91	5.16	1055	7736	1431	17
S06	835	22.3	0.941	43.2	0.9	41.5	4.56	4.10	Pass	Pass	Pass	N/A	N/A	N/A	2025/6/3	835	9.44	0.519	10.36	9.70	4d121	7736	1431	17
S07	2600	22.3	1.91	38.8	1.96	39	-2.55	-0.51	Pass	Pass	Pass	N/A	N/A	N/A	2025/6/3	2600	55.70	2.84	56.67	1.73	1020	7736	1431	17
S08	750	22.3	0.922	43.5	0.9	42	2.44	3.57	Pass	Pass	Pass	N/A	N/A	N/A	2025/6/3	750	8.36	0.408	8.14	-2.62	1013	7736	1431	17
S09	750	22.3	0.922	43.5	0.9	42	2.44	3.57	Pass	Pass	Pass	N/A	N/A	N/A	2025/6/3	750	8.36	0.408	8.14	-2.62	1013	7736	1431	17
S10	750	22.3	0.922	43.5	0.9	42	2.44	3.57	Pass	Pass	Pass	N/A	N/A	N/A	2025/6/3	750	8.36	0.408	8.14	-2.62	1013	7736	1431	17
S11	750	22.3	0.922	43.5	0.9	42	2.44	3.57	Pass	Pass	Pass	N/A	N/A	N/A	2025/6/3	750	8.36	0.408	8.14	-2.62	1013	7736	1431	17
S12	1900	22.3	1.45	40.1	1.4	40	3.57	0.25	Pass	Pass	Pass	N/A	N/A	N/A	2025/6/3	1900	39.60	2.12	42.30	6.82	5d036	7736	1431	17
S13	835	22.3	0.941	43.2	0.9	41.5	4.56	4.10	Pass	Pass	Pass	N/A	N/A	N/A	2025/6/3	835	9.44	0.519	10.36	9.70	4d121	7736	1431	17
S14	2600	22.3	1.91	38.8	1.96	39	-2.55	-0.51	Pass	Pass	Pass	N/A	N/A	N/A	2025/6/3	2600	55.70	2.84	56.67	1.73	1020	7736	1431	17
S15	2600	22.3	1.91	38.8	1.96	39	-2.55	-0.51	Pass	Pass	Pass	N/A	N/A	N/A	2025/6/3	2600	55.70	2.84	56.67	1.73	1020	7736	1431	17
S16	3500	22.3	2.83	39.3	2.91	37.9	-2.75	3.69	Pass	Pass	Pass	N/A	N/A	N/A	2025/6/3	3500	66.00	3.21	64.05	-2.96	1007	7736	1431	17
S17	3700	21.6	2.98	39.0	3.12	37.7	-4.49	3.45	Pass	Pass	Pass	N/A	N/A	N/A	2025/6/4	3700	68.00	3.57	71.23	4.75	1017	7736	1431	17
S18	3500	21.6	2.8	39.3	2.91	37.9	-3.78	3.69	Pass	Pass	Pass	N/A	N/A	N/A	2025/6/4	3500	66.00	3.36	67.04	1.58	1007	7736	1431	17
S18	3700	21.6	2.98	39.0	3.12	37.7	-4.49	3.45	Pass	Pass	Pass	N/A	N/A	N/A	2025/6/4	3700	68.00	3.57	71.23	4.75	1017	7736	1431	17
S19	1750	22.3	1.36	40.3	1.37	40.1	-0.73	0.50	Pass	Pass	Pass	N/A	N/A	N/A	2025/6/3	1750	37.00	1.95	38.91	5.16	1055	7736	1431	17
S20	750	21.6	0.886	43.1	0.9	42	-1.56	2.62	Pass	Pass	Pass	N/A	N/A	N/A	2025/6/4	750	8.36	0.39	7.78	-6.92	1013	7736	1431	17
S21	2450	22.6	1.8	39.0	1.8	39.2	0.00	-0.51	Pass	Pass	Pass	OFDM	N/A	Pass	2025/6/6	2450	52.90	2.67	53.27	0.71	737	7736	1431	17
S22	5250	22.6	4.50	34.8	4.71	35.9	-4.46	-3.06	Pass	Pass	Pass	OFDM	N/A	Pass	2025/6/6	5250	78.30	4.03	80.41	2.69	1019	7736	1431	17
S23	5600	22.6	4.87	34.2	5.07	35.5	-3.94	-3.66	Pass	Pass	Pass	OFDM	N/A	Pass	2025/6/6	5600	80.80	4.35	86.79	7.42	1019	7736	1431	17
S25	5800	22.6	5.10	33.8	5.27	35.3	-3.23	-4.25	Pass	Pass	Pass	OFDM	N/A	Pass	2025/6/6	5800	78.80	3.94	78.61	-0.24	1019	7736	1431	17
S26	5800	22.6	5.10	33.8	5.27	35.3	-3.23	-4.25	Pass	Pass	Pass	OFDM	N/A	Pass	2025/6/6	5800	78.80	3.94	78.61	-0.24	1019	7736	1431	17
S27	2450	22.6	1.8	39.0	1.8	39.2	0.00	-0.51	Pass	Pass	Pass	OFDM	N/A	Pass	2025/6/6	2450	52.90	2.67	53.27	0.71	737	7736	1431	17
S29	6500	21.7	5.81	34.2	6.07	34.5	-4.28	-0.87	Pass	Pass	Pass	OFDM	N/A	Pass	2025/6/16	6500	303.00	30.7	307.00	1.32	1008	3650	1757	20

System Performance Check for Incident Power Density Measurement									
Plot No.	Test Date	Frequency [GHz]	mmWave Probe S/N	Verification Source S/N	Averaging Area [cm^2]	Distance [mm]	Target Power Density [W/m^2]	Measured Power Density [W/m^2]	Deviation [%]
S29	2025/6/17	10	9438	1025	4	10.0	55.9	52.4	-6.26%

Appendix D. Maximum Target Conducted Power

The maximum conducted average power (Unit: dBm) including tune-up tolerance is shown as below.

WCDMA Max. Tune-up Power (Full)		
Mode	RMC 12.2K	HSDPA DC-HSDPA HSUPA
	Maximum Target Power	Maximum Target Power
WCDMA Band II	21.5	20.5
WCDMA Band IV	20.0	19.0
WCDMA Band V	24.5	23.5

LTE Max. Tune-up Power (Full)			
Mode	QPSK	16QAM	64QAM
	Maximum Target Power	Maximum Target Power	Maximum Target Power
LTE 2	21.5	20.5	19.5
LTE 4	20.0	19.0	18.0
LTE 5	23.5	22.5	21.5
LTE 7	19.5	18.5	17.5
LTE 12	23.5	22.5	21.5
LTE 13	23.0	22.0	21.0
LTE 14	23.5	22.5	21.5
LTE 17	23.5	22.5	21.5
LTE 25	21.5	20.5	19.5
LTE 26	23.5	22.5	21.5
LTE 38	21.0	20.0	19.0
LTE 41	21.0	20.0	19.0
LTE 42	22.0	21.0	20.0
LTE 43	20.0	19.0	18.0
LTE 48	22.0	21.0	20.0
LTE 66	20.0	19.0	18.0
LTE 71	23.5	22.5	21.5

Appendix E. Measured Conducted Power Result

The measuring conducted power (Unit: dBm) are shown as below.

WCDMA Conducted Power (Full)									
Band	WCDMA II			WCDMA IV			WCDMA V		
TX Channel	9262	9400	9538	1312	1413	1513	4132	4182	4233
Rx Channel	9662	9800	9938	1537	1638	1738	4357	4407	4458
Frequency	1852.4	1880	1907.6	1712.4	1732.6	1752.6	826.4	836.4	846.6
RMC 12.2K	20.68	20.84	20.79	18.66	18.70	18.83	23.95	24.05	24.06
HSDPA Subtest-1	19.53	19.72	19.65	17.69	17.58	17.78	22.99	22.98	22.88
HSDPA Subtest-2	19.52	19.69	19.64	17.59	17.57	17.75	22.12	22.96	22.85
HSDPA Subtest-3	19.07	19.28	19.17	17.17	17.11	17.29	22.47	22.89	22.44
HSDPA Subtest-4	19.01	19.24	19.15	17.07	17.07	16.90	22.45	22.42	22.42
DC-HSDPA Subtest-1	19.48	19.68	19.62	17.66	17.55	17.73	22.94	22.93	22.84
DC-HSDPA Subtest-2	19.47	19.65	19.61	17.57	17.54	17.71	22.11	22.95	22.81
DC-HSDPA Subtest-3	19.05	19.24	19.16	17.16	17.10	17.23	22.43	22.86	22.41
DC-HSDPA Subtest-4	19.01	19.21	19.11	17.05	17.02	16.85	22.42	22.40	22.38
HSUPA Subtest-1	19.49	19.71	19.74	17.60	17.53	17.74	22.71	22.84	22.76
HSUPA Subtest-2	17.50	17.72	17.63	15.48	15.55	15.68	20.88	21.01	20.88
HSUPA Subtest-3	18.52	18.71	18.64	16.63	16.57	16.81	21.97	21.89	21.90
HSUPA Subtest-4	17.58	17.69	17.65	15.60	15.54	15.80	20.93	20.49	20.88
HSUPA Subtest-5	19.30	19.60	19.50	17.50	17.40	17.60	22.70	22.90	22.70

LTE Conducted Power (Full)							
LTE Band 2							
BW	MCS Index	RB Size	RB Offset	Low	Mid	High	3GPP MPR (dB)
		Channel		18700	18900	19100	
		Frequence (MHz)		1860	1880	1900	
20M	QPSK	1	0	20.40	20.61	20.44	0
		1	50	20.27	20.59	20.30	0
		1	99	20.21	20.47	20.28	0
		50	0	19.39	19.79	19.42	1
		50	25	19.33	19.77	19.32	1
		50	50	19.23	19.72	19.27	1
		100	0	19.33	19.71	19.32	1
20M	16QAM	1	0	19.39	19.75	19.32	1
		1	50	19.34	19.73	19.34	1
		1	99	19.26	19.68	19.43	1
		50	0	18.26	18.71	18.25	2
		50	25	18.22	18.66	18.41	2
		50	50	18.34	18.63	18.37	2
		100	0	18.26	18.58	18.43	2
20M	64QAM	1	0	18.35	18.67	18.30	2
		1	50	18.34	18.63	18.32	2
		1	99	18.34	18.54	18.25	2
		50	0	17.39	17.72	17.28	3
		50	25	17.35	17.69	17.43	3
		50	50	17.24	17.62	17.36	3
		100	0	17.29	17.61	17.26	3
BW	MCS Index	Channel		18675	18900	19125	3GPP MPR
		Frequence (MHz)		1857.5	1880	1902.5	
15M	QPSK	1	0	20.27	20.44	20.33	0
		1	37	20.17	20.37	20.25	0
		1	74	20.19	20.41	20.18	0
		36	0	19.29	19.48	19.30	1
		36	19	19.20	19.41	19.26	1
		36	39	19.15	19.36	19.18	1
		75	0	19.23	19.40	19.22	1
15M	16QAM	1	0	19.19	19.37	19.22	1
		1	37	19.26	19.49	19.29	1
		1	74	19.16	19.39	19.24	1
		36	0	18.27	18.47	18.21	2
		36	19	18.27	18.46	18.25	2
		36	39	18.22	18.43	18.25	2
		75	0	18.15	18.36	18.21	2
15M	64QAM	1	0	18.16	18.42	18.19	2
		1	37	18.17	18.37	18.21	2
		1	74	18.25	18.50	18.23	2
		36	0	17.13	17.40	17.31	3
		36	19	17.20	17.36	17.15	3
		36	39	17.25	17.34	17.31	3
		75	0	17.28	17.43	17.26	3

LTE Conducted Power (Full)							
LTE Band 2							
BW	MCS Index	Channel		18650	18900	19150	3GPP MPR
		Frequence (MHz)		1855	1880	1905	
10M	QPSK	1	0	20.26	20.49	20.31	0
		1	24	20.19	20.42	20.24	0
		1	49	20.20	20.36	20.18	0
		25	0	19.29	19.49	19.32	1
		25	12	19.18	19.40	19.23	1
		25	25	19.13	19.38	19.16	1
		50	0	19.24	19.43	19.23	1
10M	16QAM	1	0	19.12	19.33	19.22	1
		1	24	19.17	19.47	19.20	1
		1	49	19.20	19.32	19.30	1
		25	0	18.17	18.40	18.29	2
		25	12	18.12	18.37	18.23	2
		25	25	18.26	18.43	18.16	2
		50	0	18.24	18.42	18.23	2
10M	64QAM	1	0	18.27	18.33	18.24	2
		1	24	18.13	18.37	18.29	2
		1	49	18.26	18.41	18.21	2
		25	0	17.14	17.38	17.29	3
		25	12	17.21	17.43	17.30	3
		25	25	17.18	17.36	17.25	3
		50	0	17.13	17.45	17.24	3
BW	MCS Index	Channel		18625	18900	19175	3GPP MPR
		Frequence (MHz)		1852.5	1880	1907.5	
5M	QPSK	1	0	20.23	20.47	20.29	0
		1	12	20.12	20.37	20.20	0
		1	24	20.13	20.33	20.21	0
		12	0	19.26	19.46	19.32	1
		12	6	19.22	19.44	19.24	1
		12	13	19.14	19.37	19.18	1
		25	0	19.23	19.39	19.23	1
5M	16QAM	1	0	19.20	19.48	19.15	1
		1	12	19.13	19.40	19.23	1
		1	24	19.13	19.46	19.30	1
		12	0	18.20	18.41	18.15	2
		12	6	18.28	18.47	18.31	2
		12	13	18.27	18.40	18.23	2
		25	0	18.26	18.47	18.30	2
5M	64QAM	1	0	18.29	18.48	18.27	2
		1	12	18.11	18.49	18.17	2
		1	24	18.18	18.43	18.24	2
		12	0	17.18	17.38	17.19	3
		12	6	17.17	17.34	17.23	3
		12	13	17.26	17.37	17.17	3
		25	0	17.15	17.46	17.21	3

LTE Conducted Power (Full)							
LTE Band 2							
BW	MCS Index	Channel		18615	18900	19185	3GPP MPR
		Frequence (MHz)		1851.5	1880	1908.5	
3M	QPSK	1	0	20.28	20.45	20.32	0
		1	7	20.14	20.37	20.23	0
		1	14	20.16	20.38	20.17	0
		8	0	19.25	19.46	19.30	1
		8	3	19.18	19.41	19.26	1
		8	7	19.14	19.38	19.20	1
		15	0	19.23	19.45	19.28	1
3M	16QAM	1	0	19.22	19.40	19.19	1
		1	7	19.18	19.47	19.25	1
		1	14	19.25	19.40	19.16	1
		8	0	18.22	18.33	18.23	2
		8	3	18.17	18.43	18.21	2
		8	7	18.21	18.46	18.20	2
		15	0	18.25	18.40	18.24	2
3M	64QAM	1	0	18.18	18.45	18.17	2
		1	7	18.28	18.37	18.31	2
		1	14	18.20	18.47	18.26	2
		8	0	17.16	17.32	17.29	3
		8	3	17.16	17.35	17.24	3
		8	7	17.14	17.34	17.16	3
		15	0	17.18	17.47	17.32	3
BW	MCS Index	Channel		18607	18900	19193	3GPP MPR
		Frequence (MHz)		1850.7	1880	1909.3	
1.4M	QPSK	1	0	20.26	20.43	20.29	0
		1	2	20.13	20.37	20.22	0
		1	5	20.12	20.38	20.15	0
		3	0	20.18	20.38	20.25	0
		3	1	20.13	20.33	20.19	0
		3	3	20.12	20.36	20.14	0
		6	0	19.14	19.38	19.15	1
1.4M	16QAM	1	0	19.19	19.36	19.16	1
		1	2	19.16	19.32	19.23	1
		1	5	19.13	19.32	19.23	1
		3	0	19.11	19.34	19.15	1
		3	1	19.18	19.35	19.19	1
		3	3	19.13	19.36	19.16	1
		6	0	18.11	18.38	18.21	2
1.4M	64QAM	1	0	18.11	18.38	18.22	2
		1	2	18.18	18.34	18.16	2
		1	5	18.19	18.37	18.21	2
		3	0	18.13	18.37	18.18	2
		3	1	18.14	18.37	18.18	2
		3	3	18.15	18.39	18.16	2
		6	0	17.13	17.34	17.17	3

LTE Conducted Power (Full)							
LTE Band 4							
BW	MCS Index	RB Size	RB Offset	Low	Mid	High	3GPP MPR (dB)
		Channel		20050	20175	20300	
		Frequence (MHz)		1720	1732.5	1745	
20M	QPSK	1	0	19.24	19.27	19.25	0
		1	50	19.10	19.24	19.06	0
		1	99	19.09	19.18	19.07	0
		50	0	18.16	18.32	18.21	1
		50	25	18.09	18.31	18.12	1
		50	50	18.05	18.29	18.10	1
		100	0	18.08	18.23	18.17	1
20M	16QAM	1	0	18.00	18.30	18.19	1
		1	50	18.12	18.24	18.12	1
		1	99	18.16	18.20	18.06	1
		50	0	17.07	17.27	17.13	2
		50	25	17.17	17.23	17.09	2
		50	50	17.16	17.21	17.10	2
		100	0	17.01	17.18	17.07	2
20M	64QAM	1	0	17.06	17.29	17.20	2
		1	50	17.08	17.22	17.21	2
		1	99	17.01	17.17	17.17	2
		50	0	16.08	16.28	16.16	3
		50	25	16.01	16.26	16.08	3
		50	50	16.07	16.23	16.15	3
		100	0	16.04	16.20	16.05	3
BW	MCS Index	Channel		20025	20175	20325	3GPP MPR
		Frequence (MHz)		1717.5	1732.5	1747.5	
15M	QPSK	1	0	19.13	19.19	19.17	0
		1	37	19.03	19.12	19.06	0
		1	74	19.07	19.10	19.06	0
		36	0	18.15	18.20	18.18	1
		36	19	18.07	18.13	18.14	1
		36	39	18.05	18.07	18.02	1
		75	0	18.12	18.13	18.08	1
15M	16QAM	1	0	18.13	18.20	18.10	1
		1	37	18.09	18.19	18.10	1
		1	74	18.06	18.20	18.11	1
		36	0	17.02	17.13	17.15	2
		36	19	17.03	17.07	17.10	2
		36	39	17.18	17.20	17.09	2
		75	0	17.15	17.14	17.14	2
15M	64QAM	1	0	17.14	17.12	17.10	2
		1	37	17.01	17.17	17.13	2
		1	74	17.09	17.11	17.16	2
		36	0	16.17	16.12	16.04	3
		36	19	16.00	16.06	16.12	3
		36	39	16.17	16.09	16.02	3
		75	0	16.17	16.19	16.03	3

LTE Conducted Power (Full)							
LTE Band 4							
BW	MCS Index	Channel		20000	20175	20350	3GPP MPR
		Frequence (MHz)		1715	1732.5	1750	
10M	QPSK	1	0	19.12	19.16	19.14	0
		1	24	19.02	19.06	19.09	0
		1	49	19.01	19.02	19.04	0
		25	0	18.17	18.19	18.17	1
		25	12	18.08	18.13	18.11	1
		25	25	18.04	18.09	18.04	1
		50	0	18.12	18.16	18.14	1
10M	16QAM	1	0	18.16	18.13	18.09	1
		1	24	18.05	18.13	18.09	1
		1	49	18.02	18.04	18.02	1
		25	0	17.01	17.12	17.09	2
		25	12	17.18	17.04	17.15	2
		25	25	17.10	17.16	17.11	2
		50	0	17.00	17.14	17.15	2
10M	64QAM	1	0	17.08	17.10	17.13	2
		1	24	17.06	17.18	17.18	2
		1	49	17.03	17.07	17.03	2
		25	0	16.05	16.20	16.05	3
		25	12	16.08	16.07	16.07	3
		25	25	16.11	16.06	16.07	3
		50	0	16.13	16.07	16.16	3
BW	MCS Index	Channel		19975	20175	20375	3GPP MPR
		Frequence (MHz)		1712.5	1732.5	1752.5	
5M	QPSK	1	0	19.13	19.20	19.15	0
		1	12	19.10	19.03	19.09	0
		1	24	19.01	19.09	19.00	0
		12	0	18.17	18.19	18.18	1
		12	6	18.12	18.15	18.09	1
		12	13	18.04	18.04	18.07	1
		25	0	18.09	18.14	18.09	1
5M	16QAM	1	0	18.16	18.17	18.03	1
		1	12	18.18	18.07	18.07	1
		1	24	18.15	18.20	18.14	1
		12	0	17.10	17.11	17.03	2
		12	6	17.15	17.15	17.18	2
		12	13	17.15	17.19	17.13	2
		25	0	17.01	17.13	17.05	2
5M	64QAM	1	0	17.16	17.10	17.04	2
		1	12	17.05	17.08	17.07	2
		1	24	17.13	17.11	17.12	2
		12	0	16.03	16.13	16.11	3
		12	6	16.02	16.12	16.09	3
		12	13	16.17	16.18	16.10	3
		25	0	16.05	16.08	16.07	3

LTE Conducted Power (Full)							
LTE Band 4							
BW	MCS Index	Channel		19965	20175	20385	3GPP MPR
		Frequence (MHz)		1711.5	1732.5	1753.5	
3M	QPSK	1	0	19.17	19.15	19.18	0
		1	7	19.03	19.04	19.05	0
		1	14	19.04	19.05	19.02	0
		8	0	18.16	18.20	18.15	1
		8	3	18.11	18.10	18.11	1
		8	7	18.05	18.06	18.04	1
		15	0	18.13	18.14	18.12	1
3M	16QAM	1	0	18.00	18.20	18.01	1
		1	7	18.12	18.13	18.10	1
		1	14	18.14	18.16	18.05	1
		8	0	17.14	17.04	17.15	2
		8	3	17.07	17.18	17.15	2
		8	7	17.06	17.15	17.02	2
		15	0	17.02	17.08	17.10	2
3M	64QAM	1	0	17.17	17.11	17.07	2
		1	7	17.12	17.04	17.10	2
		1	14	17.05	17.10	17.16	2
		8	0	16.00	16.07	16.15	3
		8	3	16.11	16.16	16.13	3
		8	7	16.05	16.09	16.01	3
		15	0	16.00	16.13	16.02	3
BW	MCS Index	Channel		19957	20175	20393	3GPP MPR
		Frequence (MHz)		1710.7	1732.5	1754.3	
1.4M	QPSK	1	0	19.11	19.18	19.14	0
		1	2	19.00	19.06	19.09	0
		1	5	19.04	19.07	19.03	0
		3	0	19.05	19.11	19.08	0
		3	1	19.04	19.02	19.05	0
		3	3	19.01	19.07	19.04	0
		6	0	18.03	18.10	18.06	1
1.4M	16QAM	1	0	18.03	18.08	18.08	1
		1	2	18.03	18.08	18.08	1
		1	5	18.00	18.06	18.03	1
		3	0	18.06	18.10	18.05	1
		3	1	18.01	18.03	18.03	1
		3	3	18.03	18.07	18.08	1
		6	0	17.02	17.11	17.02	2
1.4M	64QAM	1	0	17.00	17.10	17.08	2
		1	2	17.03	17.05	17.03	2
		1	5	17.04	17.08	17.05	2
		3	0	17.03	17.04	17.02	2
		3	1	17.02	17.07	17.09	2
		3	3	17.00	17.06	17.02	2
		6	0	16.03	16.05	16.02	3

LTE Conducted Power (Full)							
LTE Band 5							
BW	MCS Index	RB Size	RB Offset	Low	Mid	High	3GPP MPR (dB)
		Channel		20450	20525	20600	
		Frequence (MHz)		829	836.5	844	
10M	QPSK	1	0	22.85	22.87	22.89	0
		1	24	22.73	22.83	22.79	0
		1	49	22.74	22.81	22.69	0
		25	0	21.84	21.87	21.88	1
		25	12	21.77	21.86	21.80	1
		25	25	21.67	21.81	21.75	1
		50	0	21.76	21.77	21.84	1
10M	16QAM	1	0	21.71	21.79	21.71	1
		1	24	21.73	21.76	21.83	1
		1	49	21.78	21.71	21.85	1
		25	0	20.78	20.67	20.72	2
		25	12	20.76	20.65	20.78	2
		25	25	20.73	20.61	20.81	2
		50	0	20.68	20.56	20.75	2
10M	64QAM	1	0	20.71	20.63	20.81	2
		1	24	20.78	20.61	20.83	2
		1	49	20.75	20.54	20.74	2
		25	0	19.77	19.61	19.81	3
		25	12	19.83	19.58	19.80	3
		25	25	19.81	19.56	19.76	3
		50	0	19.69	19.51	19.77	3
BW	MCS Index	Channel		20425	20525	20625	3GPP MPR
		Frequence (MHz)		826.5	836.5	846.5	
5M	QPSK	1	0	22.80	22.86	22.83	0
		1	12	22.74	22.73	22.78	0
		1	24	22.73	22.73	22.77	0
		12	0	21.83	21.84	21.83	1
		12	6	21.76	21.75	21.77	1
		12	13	21.69	21.70	21.71	1
		25	0	21.76	21.80	21.77	1
5M	16QAM	1	0	21.83	21.77	21.82	1
		1	12	21.83	21.82	21.73	1
		1	24	21.72	21.73	21.73	1
		12	0	20.73	20.77	20.75	2
		12	6	20.67	20.76	20.73	2
		12	13	20.74	20.74	20.84	2
		25	0	20.69	20.76	20.76	2
5M	64QAM	1	0	20.78	20.70	20.76	2
		1	12	20.77	20.85	20.74	2
		1	24	20.77	20.80	20.70	2
		12	0	19.79	19.75	19.76	3
		12	6	19.82	19.73	19.85	3
		12	13	19.78	19.85	19.84	3
		25	0	19.72	19.81	19.77	3

LTE Conducted Power (Full)							
LTE Band 5							
BW	MCS Index	Channel		20415	20525	20635	3GPP MPR
		Frequence (MHz)		825.5	836.5	847.5	
3M	QPSK	1	0	22.84	22.84	22.88	0
		1	7	22.66	22.74	22.73	0
		1	14	22.75	22.73	22.75	0
		8	0	21.84	21.85	21.86	1
		8	3	21.77	21.77	21.78	1
		8	7	21.67	21.73	21.73	1
		15	0	21.73	21.76	21.83	1
3M	16QAM	1	0	21.74	21.81	21.73	1
		1	7	21.79	21.73	21.73	1
		1	14	21.78	21.71	21.86	1
		8	0	20.69	20.71	20.72	2
		8	3	20.71	20.73	20.79	2
		8	7	20.76	20.73	20.72	2
		15	0	20.72	20.70	20.79	2
3M	64QAM	1	0	20.84	20.79	20.83	2
		1	7	20.73	20.82	20.81	2
		1	14	20.84	20.81	20.84	2
		8	0	19.77	19.76	19.82	3
		8	3	19.76	19.81	19.86	3
		8	7	19.79	19.71	19.71	3
		15	0	19.83	19.74	19.84	3
BW	MCS Index	Channel		20407	20525	20643	3GPP MPR
		Frequence (MHz)		824.7	836.5	848.3	
1.4M	QPSK	1	0	22.82	22.81	22.85	0
		1	2	22.75	22.69	22.76	0
		1	5	22.75	22.70	22.71	0
		3	0	22.74	22.73	22.76	0
		3	1	22.69	22.67	22.73	0
		3	3	22.70	22.70	22.73	0
		6	0	21.74	21.74	21.78	1
1.4M	16QAM	1	0	21.72	21.73	21.75	1
		1	2	21.69	21.76	21.74	1
		1	5	21.67	21.69	21.78	1
		3	0	21.69	21.68	21.72	1
		3	1	21.68	21.72	21.74	1
		3	3	21.67	21.70	21.70	1
		6	0	20.66	20.74	20.73	2
1.4M	64QAM	1	0	20.71	20.72	20.77	2
		1	2	20.66	20.70	20.78	2
		1	5	20.74	20.76	20.77	2
		3	0	20.68	20.75	20.70	2
		3	1	20.67	20.74	20.73	2
		3	3	20.67	20.73	20.75	2
		6	0	19.70	19.73	19.77	3

LTE Conducted Power (Full)							
LTE Band 7							
BW	MCS Index	RB Size	RB Offset	Low	Mid	High	3GPP MPR (dB)
		Channel		20850	21100	21350	
		Frequence (MHz)		2510	2535	2560	
20M	QPSK	1	0	18.39	18.43	18.59	0
		1	50	18.27	18.29	18.39	0
		1	99	18.32	18.28	18.42	0
		50	0	17.40	17.49	17.58	1
		50	25	17.37	17.43	17.49	1
		50	50	17.29	17.41	17.45	1
		100	0	17.35	17.42	17.53	1
20M	16QAM	1	0	17.27	17.47	17.41	1
		1	50	17.31	17.42	17.48	1
		1	99	17.42	17.38	17.56	1
		50	0	16.31	16.46	16.40	2
		50	25	16.38	16.42	16.44	2
		50	50	16.36	16.35	16.44	2
		100	0	16.31	16.37	16.58	2
20M	64QAM	1	0	16.31	16.57	16.56	2
		1	50	16.28	16.51	16.51	2
		1	99	16.28	16.49	16.54	2
		50	0	15.28	15.48	15.52	3
		50	25	15.42	15.45	15.48	3
		50	50	15.32	15.42	15.57	3
		100	0	15.35	15.39	15.57	3
BW	MCS Index	Channel		20825	21100	21375	3GPP MPR
		Frequence (MHz)		2507.5	2535	2562.5	
15M	QPSK	1	0	18.33	18.36	18.49	0
		1	37	18.24	18.20	18.36	0
		1	74	18.15	18.27	18.34	0
		36	0	17.31	17.34	17.50	1
		36	19	17.23	17.26	17.45	1
		36	39	17.21	17.24	17.38	1
		75	0	17.22	17.32	17.45	1
15M	16QAM	1	0	17.17	17.34	17.50	1
		1	37	17.27	17.23	17.47	1
		1	74	17.17	17.27	17.35	1
		36	0	16.18	16.23	16.50	2
		36	19	16.25	16.31	16.46	2
		36	39	16.22	16.32	16.35	2
		75	0	16.16	16.21	16.35	2
15M	64QAM	1	0	16.32	16.24	16.46	2
		1	37	16.30	16.20	16.45	2
		1	74	16.16	16.30	16.42	2
		36	0	15.20	15.37	15.43	3
		36	19	15.31	15.34	15.44	3
		36	39	15.24	15.34	15.46	3
		75	0	15.24	15.34	15.44	3

LTE Conducted Power (Full)							
LTE Band 7							
BW	MCS Index	Channel		20800	21100	21400	3GPP MPR
		Frequence (MHz)		2505	2535	2565	
10M	QPSK	1	0	18.32	18.30	18.48	0
		1	24	18.18	18.25	18.40	0
		1	49	18.16	18.23	18.34	0
		25	0	17.32	17.33	17.50	1
		25	12	17.27	17.31	17.48	1
		25	25	17.17	17.24	17.36	1
		50	0	17.26	17.29	17.47	1
10M	16QAM	1	0	17.19	17.28	17.46	1
		1	24	17.17	17.23	17.39	1
		1	49	17.25	17.20	17.43	1
		25	0	16.25	16.27	16.48	2
		25	12	16.32	16.20	16.37	2
		25	25	16.24	16.19	16.36	2
		50	0	16.27	16.19	16.52	2
10M	64QAM	1	0	16.32	16.34	16.51	2
		1	24	16.27	16.30	16.39	2
		1	49	16.21	16.22	16.46	2
		25	0	15.21	15.24	15.42	3
		25	12	15.19	15.31	15.53	3
		25	25	15.32	15.34	15.52	3
		50	0	15.31	15.37	15.51	3
BW	MCS Index	Channel		20775	21100	21425	3GPP MPR
		Frequence (MHz)		2502.5	2535	2567.5	
5M	QPSK	1	0	18.28	18.38	18.53	0
		1	12	18.20	18.27	18.45	0
		1	24	18.19	18.22	18.41	0
		12	0	17.29	17.36	17.52	1
		12	6	17.26	17.29	17.45	1
		12	13	17.21	17.22	17.36	1
		25	0	17.26	17.28	17.45	1
5M	16QAM	1	0	17.19	17.35	17.43	1
		1	12	17.21	17.35	17.46	1
		1	24	17.23	17.29	17.45	1
		12	0	16.20	16.27	16.36	2
		12	6	16.16	16.30	16.43	2
		12	13	16.26	16.28	16.50	2
		25	0	16.18	16.35	16.35	2
5M	64QAM	1	0	16.30	16.23	16.47	2
		1	12	16.24	16.21	16.36	2
		1	24	16.18	16.27	16.39	2
		12	0	15.25	15.21	15.43	3
		12	6	15.15	15.25	15.49	3
		12	13	15.28	15.27	15.46	3
		25	0	15.25	15.19	15.49	3

LTE Conducted Power (Full)							
LTE Band 12							
BW	MCS Index	RB Size	RB Offset	Low	Mid	High	3GPP MPR (dB)
		Channel		23060	23095	23130	
		Frequence (MHz)		704	707.5	711	
10M	QPSK	1	0	22.83	22.88	22.87	0
		1	24	22.74	22.83	22.70	0
		1	49	22.68	22.78	22.71	0
		25	0	21.79	21.86	21.82	1
		25	12	21.73	21.81	21.80	1
		25	25	21.66	21.77	21.74	1
		50	0	21.76	21.82	21.72	1
10M	16QAM	1	0	21.78	21.73	21.79	1
		1	24	21.66	21.68	21.78	1
		1	49	21.69	21.66	21.76	1
		25	0	20.78	20.72	20.84	2
		25	12	20.68	20.69	20.77	2
		25	25	20.69	20.64	20.73	2
		50	0	20.66	20.62	20.74	2
10M	64QAM	1	0	20.75	20.57	20.72	2
		1	24	20.68	20.55	20.73	2
		1	49	20.65	20.51	20.75	2
		25	0	19.67	19.56	19.75	3
		25	12	19.66	19.55	19.72	3
		25	25	19.76	19.51	19.84	3
		50	0	19.79	19.48	19.83	3
BW	MCS Index	Channel		23035	23095	23155	3GPP MPR
		Frequence (MHz)		701.5	707.5	713.5	
5M	QPSK	1	0	22.81	22.85	22.84	0
		1	12	22.71	22.74	22.78	0
		1	24	22.72	22.73	22.69	0
		12	0	21.79	21.83	21.82	1
		12	6	21.75	21.78	21.78	1
		12	13	21.66	21.72	21.73	1
		25	0	21.73	21.78	21.75	1
5M	16QAM	1	0	21.71	21.81	21.72	1
		1	12	21.69	21.77	21.70	1
		1	24	21.64	21.80	21.79	1
		12	0	20.75	20.81	20.70	2
		12	6	20.68	20.81	20.77	2
		12	13	20.67	20.74	20.72	2
		25	0	20.78	20.84	20.75	2
5M	64QAM	1	0	20.67	20.83	20.81	2
		1	12	20.72	20.83	20.83	2
		1	24	20.75	20.82	20.76	2
		12	0	19.67	19.79	19.81	3
		12	6	19.66	19.73	19.68	3
		12	13	19.71	19.71	19.82	3
		25	0	20.27	20.47	20.29	3

LTE Conducted Power (Full)							
LTE Band 12							
BW	MCS Index	Channel		23025	23095	23165	3GPP MPR
		Frequence (MHz)		700.5	707.5	714.5	
3M	QPSK	1	0	22.78	22.82	22.80	0
		1	7	22.64	22.71	22.70	0
		1	14	22.68	22.71	22.76	0
		8	0	21.80	21.85	21.83	1
		8	3	21.77	21.77	21.78	1
		8	7	21.65	21.75	21.71	1
		15	0	21.73	21.81	21.79	1
3M	16QAM	1	0	21.67	21.71	21.72	1
		1	7	21.64	21.78	21.80	1
		1	14	21.81	21.70	21.85	1
		8	0	20.73	20.73	20.79	2
		8	3	20.67	20.77	20.71	2
		8	7	20.69	20.80	20.69	2
		15	0	20.73	20.74	20.74	2
3M	64QAM	1	0	20.77	20.70	20.76	2
		1	7	20.74	20.73	20.83	2
		1	14	20.72	20.73	20.74	2
		8	0	19.71	19.76	19.73	3
		8	3	19.65	19.87	19.81	3
		8	7	19.76	19.87	19.79	3
		15	0	19.81	19.78	19.78	3
BW	MCS Index	Channel		23017	23095	23173	3GPP MPR
		Frequence (MHz)		699.7	707.5	715.3	
1.4M	QPSK	1	0	22.78	22.83	22.81	0
		1	2	22.67	22.70	22.72	0
		1	5	22.65	22.76	22.72	0
		3	0	22.73	22.76	22.73	0
		3	1	22.63	22.71	22.71	0
		3	3	22.65	22.70	22.70	0
		6	0	21.64	21.73	21.69	1
1.4M	16QAM	1	0	21.72	21.73	21.72	1
		1	2	21.67	21.71	21.70	1
		1	5	21.68	21.69	21.73	1
		3	0	21.69	21.74	21.70	1
		3	1	21.70	21.69	21.69	1
		3	3	21.69	21.76	21.76	1
		6	0	20.65	20.73	20.70	2
1.4M	64QAM	1	0	20.70	20.77	20.70	2
		1	2	20.64	20.73	20.69	2
		1	5	20.68	20.70	20.75	2
		3	0	20.65	20.77	20.70	2
		3	1	20.71	20.72	20.76	2
		3	3	20.64	20.74	20.72	2
		6	0	19.66	19.75	19.74	3

LTE Conducted Power (Full)							
LTE Band 13							
BW	MCS Index	RB Size	RB Offset		Mid		3GPP MPR (dB)
		Channel			23230		
		Frequence (MHz)			782		
10M	QPSK	1	0		22.89		0
		1	24		22.86		0
		1	49		22.83		0
		25	0		21.87		1
		25	12		21.82		1
		25	25		21.77		1
		50	0		21.82		1
10M	16QAM	1	0		21.71		1
		1	24		21.65		1
		1	49		21.63		1
		25	0		20.81		2
		25	12		20.78		2
		25	25		20.73		2
		50	0		20.69		2
10M	64QAM	1	0		20.74		2
		1	24		20.68		2
		1	49		20.65		2
		25	0		19.63		3
		25	12		19.58		3
		25	25		19.51		3
		50	0		19.53		3
BW	MCS Index	Channel		23205	23230	23255	3GPP MPR
		Frequence (MHz)		779.5	782	784.5	
5M	QPSK	1	0	22.58	22.84	22.46	0
		1	12	22.45	22.70	22.46	0
		1	24	22.41	22.76	22.46	0
		12	0	21.52	21.86	21.61	1
		12	6	21.50	21.83	21.59	1
		12	13	21.45	21.71	21.44	1
		25	0	21.41	21.78	21.49	1
5M	16QAM	1	0	21.44	21.70	21.43	1
		1	12	21.57	21.81	21.58	1
		1	24	21.61	21.84	21.44	1
		12	0	20.49	20.75	20.36	2
		12	6	20.52	20.75	20.41	2
		12	13	20.44	20.70	20.39	2
		25	0	20.58	20.84	20.57	2
5M	64QAM	1	0	20.45	20.79	20.43	2
		1	12	20.43	20.73	20.34	2
		1	24	20.64	20.84	20.64	2
		12	0	19.44	19.74	19.53	3
		12	6	19.53	19.85	19.55	3
		12	13	19.44	19.71	19.51	3
		25	0	19.43	19.82	19.55	3

LTE Conducted Power (Full)							
LTE Band 14							
BW	MCS Index	RB Size	RB Offset		Mid		3GPP MPR (dB)
		Channel			23330		
		Frequence (MHz)			793		
10M	QPSK	1	0		22.75		0
		1	24		22.73		0
		1	49		22.68		0
		25	0		21.78		1
		25	12		21.76		1
		25	25		21.71		1
		50	0		21.73		1
10M	16QAM	1	0		21.68		1
		1	24		21.65		1
		1	49		21.63		1
		25	0		20.71		2
		25	12		20.64		2
		25	25		20.59		2
		50	0		20.62		2
10M	64QAM	1	0		20.66		2
		1	24		20.54		2
		1	49		20.47		2
		25	0		19.52		3
		25	12		19.49		3
		25	25		19.43		3
		50	0		19.38		3
BW	MCS Index	Channel		23305	23330	23355	3GPP MPR
		Frequence (MHz)		790.5	793	795.5	
5M	QPSK	1	0	22.43	22.70	22.31	0
		1	12	22.23	22.61	22.23	0
		1	24	22.35	22.64	22.27	0
		12	0	21.46	21.71	21.39	1
		12	6	21.41	21.66	21.37	1
		12	13	21.29	21.62	21.33	1
		25	0	21.30	21.67	21.41	1
5M	16QAM	1	0	21.43	21.67	21.37	1
		1	12	21.35	21.62	21.23	1
		1	24	21.43	21.71	21.38	1
		12	0	20.40	20.66	20.41	2
		12	6	20.37	20.72	20.46	2
		12	13	20.47	20.67	20.47	2
		25	0	20.16	20.56	20.22	2
5M	64QAM	1	0	20.29	20.66	20.46	2
		1	12	20.21	20.59	20.25	2
		1	24	20.39	20.68	20.29	2
		12	0	19.38	19.65	19.33	3
		12	6	19.34	19.61	19.40	3
		12	13	19.16	19.56	19.32	3
		25	0	19.52	19.73	19.34	3

LTE Conducted Power (Full)							
LTE Band 17							
BW	MCS Index	RB Size	RB Offset	Low	Mid	High	3GPP MPR (dB)
		Channel		23780	23790	23800	
		Frequence (MHz)		709	710	711	
10M	QPSK	1	0	22.84	22.89	22.87	0
		1	24	22.74	22.72	22.74	0
		1	49	22.73	22.71	22.68	0
		25	0	21.81	21.85	21.83	1
		25	12	21.76	21.78	21.81	1
		25	25	21.70	21.72	21.72	1
		50	0	21.78	21.80	21.79	1
10M	16QAM	1	0	21.71	21.86	21.71	1
		1	24	21.65	21.84	21.79	1
		1	49	21.66	21.76	21.79	1
		25	0	20.77	20.76	20.85	2
		25	12	20.75	20.86	20.78	2
		25	25	20.69	20.82	20.78	2
		50	0	20.78	20.79	20.76	2
10M	64QAM	1	0	20.78	20.71	20.85	2
		1	24	20.78	20.70	20.80	2
		1	49	20.66	20.71	20.73	2
		25	0	19.73	19.74	19.69	3
		25	12	19.77	19.70	19.74	3
		25	25	19.73	19.71	19.69	3
		50	0	19.72	19.74	19.78	3
BW	MCS Index	Channel		23755	23790	23825	3GPP MPR
		Frequence (MHz)		706.5	710	713.5	
5M	QPSK	1	0	22.82	22.81	22.82	0
		1	12	22.68	22.74	22.75	0
		1	24	22.71	22.71	22.71	0
		12	0	21.83	21.84	21.83	1
		12	6	21.78	21.82	21.79	1
		12	13	21.71	21.72	21.69	1
		25	0	21.75	21.77	21.78	1
5M	16QAM	1	0	21.70	21.76	21.75	1
		1	12	21.82	21.80	21.82	1
		1	24	21.82	21.80	21.82	1
		12	0	20.82	20.74	20.82	2
		12	6	20.80	20.77	20.69	2
		12	13	20.83	20.78	20.76	2
		25	0	20.67	20.83	20.70	2
5M	64QAM	1	0	20.73	20.87	20.84	2
		1	12	20.70	20.83	20.76	2
		1	24	20.66	20.70	20.75	2
		12	0	19.75	19.74	19.84	3
		12	6	19.80	19.86	19.75	3
		12	13	19.82	19.78	19.85	3
		25	0	19.79	19.72	19.80	3

LTE Conducted Power (Full)							
LTE Band 25							
BW	MCS Index	RB Size	RB Offset	Low	Mid	High	3GPP MPR (dB)
		Channel		26140	26365	26590	
		Frequence (MHz)		1860	1882.5	1905	
20M	QPSK	1	0	20.39	20.52	20.25	0
		1	50	20.20	20.46	20.09	0
		1	99	20.22	20.36	20.17	0
		50	0	19.31	19.65	19.27	1
		50	25	19.23	19.59	19.22	1
		50	50	19.16	19.55	19.14	1
		100	0	19.25	19.61	19.23	1
20M	16QAM	1	0	19.24	19.55	19.24	1
		1	50	19.21	19.49	19.27	1
		1	99	19.15	19.45	19.16	1
		50	0	18.18	18.60	18.21	2
		50	25	18.19	18.57	18.26	2
		50	50	18.17	18.51	18.25	2
		100	0	18.33	18.49	18.19	2
20M	64QAM	1	0	18.28	18.45	18.22	2
		1	50	18.32	18.38	18.15	2
		1	99	18.18	18.35	18.17	2
		50	0	17.18	17.56	17.15	3
		50	25	17.15	17.51	17.27	3
		50	50	17.31	17.48	17.13	3
		100	0	17.19	17.46	17.23	3
BW	MCS Index	Channel		26115	26365	26615	3GPP MPR
		Frequence (MHz)		1857.5	1882.5	1907.5	
15M	QPSK	1	0	20.33	20.46	20.16	0
		1	37	20.25	20.32	20.01	0
		1	74	20.22	20.36	20.00	0
		36	0	19.32	19.45	19.16	1
		36	19	19.22	19.39	19.08	1
		36	39	19.19	19.33	19.06	1
		75	0	19.27	19.35	19.09	1
15M	16QAM	1	0	19.26	19.40	19.14	1
		1	37	19.29	19.36	19.06	1
		1	74	19.29	19.32	19.11	1
		36	0	18.31	18.41	18.09	2
		36	19	18.28	18.29	18.09	2
		36	39	18.21	18.37	18.12	2
		75	0	18.18	18.33	18.17	2
15M	64QAM	1	0	18.30	18.41	18.14	2
		1	37	18.32	18.31	18.08	2
		1	74	18.29	18.40	18.08	2
		36	0	17.24	17.33	17.10	3
		36	19	17.18	17.45	17.12	3
		36	39	17.16	17.33	17.18	3
		75	0	17.29	17.29	17.04	3

LTE Conducted Power (Full)							
LTE Band 25							
BW	MCS Index	Channel		26090	26365	26640	3GPP MPR
		Frequence (MHz)		1855	1882.5	1910	
10M	QPSK	1	0	20.31	20.39	20.19	0
		1	24	20.25	20.37	20.11	0
		1	49	20.20	20.29	20.06	0
		25	0	19.29	19.45	19.16	1
		25	12	19.22	19.35	19.12	1
		25	25	19.21	19.29	19.05	1
		50	0	19.22	19.38	19.12	1
10M	16QAM	1	0	19.32	19.42	19.12	1
		1	24	19.25	19.28	19.07	1
		1	49	19.15	19.31	19.10	1
		25	0	18.32	18.37	18.16	2
		25	12	18.30	18.34	18.07	2
		25	25	18.15	18.45	18.03	2
		50	0	18.26	18.28	18.17	2
10M	64QAM	1	0	18.19	18.29	18.16	2
		1	24	18.28	18.32	18.12	2
		1	49	18.17	18.28	18.12	2
		25	0	17.22	17.32	17.02	3
		25	12	17.29	17.44	17.17	3
		25	25	17.19	17.33	17.02	3
		50	0	17.16	17.29	17.18	3
BW	MCS Index	Channel		26065	26365	26665	3GPP MPR
		Frequence (MHz)		1852.5	1882.5	1912.5	
5M	QPSK	1	0	20.27	20.43	20.19	0
		1	12	20.21	20.31	20.05	0
		1	24	20.22	20.30	20.05	0
		12	0	19.31	19.44	19.16	1
		12	6	19.24	19.35	19.09	1
		12	13	19.18	19.30	19.06	1
		25	0	19.23	19.35	19.13	1
5M	16QAM	1	0	19.32	19.41	19.15	1
		1	12	19.22	19.30	19.18	1
		1	24	19.16	19.39	19.09	1
		12	0	18.19	18.31	18.07	2
		12	6	18.31	18.30	18.13	2
		12	13	18.17	18.44	18.16	2
		25	0	18.31	18.31	18.18	2
5M	64QAM	1	0	18.30	18.41	18.04	2
		1	12	18.27	18.43	18.18	2
		1	24	18.29	18.42	18.04	2
		12	0	17.23	17.36	17.11	3
		12	6	17.30	17.31	17.17	3
		12	13	17.32	17.30	17.15	3
		25	0	17.26	17.39	17.16	3

LTE Conducted Power (Full)							
LTE Band 25							
BW	MCS Index	Channel		26055	26365	26675	3GPP MPR
		Frequence (MHz)		1851.5	1882.5	1913.5	
3M	QPSK	1	0	20.27	20.45	20.16	0
		1	7	20.21	20.27	20.02	0
		1	14	20.21	20.30	20.03	0
		8	0	19.30	19.43	19.17	1
		8	3	19.27	19.38	19.09	1
		8	7	19.16	19.29	19.07	1
		15	0	19.24	19.41	19.09	1
3M	16QAM	1	0	19.15	19.39	19.15	1
		1	7	19.17	19.45	19.18	1
		1	14	19.32	19.42	19.18	1
		8	0	18.28	18.34	18.09	2
		8	3	18.21	18.36	18.10	2
		8	7	18.17	18.28	18.13	2
		15	0	18.19	18.32	18.09	2
3M	64QAM	1	0	18.25	18.33	18.17	2
		1	7	18.21	18.41	18.09	2
		1	14	18.23	18.38	18.09	2
		8	0	17.26	17.29	17.18	3
		8	3	17.20	17.31	17.18	3
		8	7	17.15	17.36	17.04	3
		15	0	17.23	17.40	17.01	3
BW	MCS Index	Channel		26047	26365	26683	3GPP MPR
		Frequence (MHz)		1850.7	1882.5	1914.3	
1.4M	QPSK	1	0	20.27	20.42	20.14	0
		1	2	20.18	20.32	20.05	0
		1	5	20.22	20.32	20.07	0
		3	0	20.22	20.38	20.09	0
		3	1	20.15	20.30	20.05	0
		3	3	20.15	20.27	20.01	0
		6	0	19.21	19.35	19.07	1
1.4M	16QAM	1	0	19.20	19.36	19.07	1
		1	2	19.19	19.34	19.02	1
		1	5	19.16	19.29	19.06	1
		3	0	19.21	19.34	19.01	1
		3	1	19.16	19.34	19.06	1
		3	3	19.16	19.29	19.07	1
		6	0	18.16	18.34	18.04	2
1.4M	64QAM	1	0	18.19	18.28	18.06	2
		1	2	18.19	18.32	18.06	2
		1	5	18.22	18.35	18.01	2
		3	0	18.19	18.33	18.02	2
		3	1	18.23	18.28	18.06	2
		3	3	18.16	18.29	18.05	2
		6	0	17.18	17.36	17.08	3

LTE Conducted Power (Full)								
LTE Band 26								
BW	MCS Index	RB Size	RB Offset	Low	Mid	Mid	High	3GPP MPR (dB)
		Channel		26765	26865	26915	26965	
		Frequence (MHz)		821.5	831.5	836.5	841.5	
15M	QPSK	1	0	22.85	22.84	22.74	22.86	0
		1	37	22.71	22.78	22.73	22.73	0
		1	74	22.66	22.81	22.75	22.66	0
		36	0	21.81	21.86	21.76	21.87	1
		36	19	21.76	21.81	21.72	21.79	1
		36	39	21.63	21.78	21.72	21.69	1
		75	0	21.73	21.72	21.70	21.76	1
15M	16QAM	1	0	21.73	21.71	21.64	21.83	1
		1	37	21.71	21.65	21.61	21.75	1
		1	74	21.74	21.67	21.66	21.84	1
		36	0	20.77	20.76	20.71	20.68	2
		36	19	20.62	20.74	20.68	20.66	2
		36	39	20.62	20.64	20.57	20.67	2
		75	0	20.67	20.68	20.67	20.70	2
15M	64QAM	1	0	20.62	20.71	20.70	20.73	2
		1	37	20.76	20.56	20.53	20.77	2
		1	74	20.72	20.54	20.45	20.78	2
		36	0	19.65	19.63	19.59	19.81	3
		36	19	19.78	19.57	19.56	19.79	3
		36	39	19.73	19.55	19.49	19.81	3
		75	0	19.65	19.51	19.48	19.71	3
BW	MCS Index	Channel		26740	26865	26915	26990	3GPP MPR
		Frequence (MHz)		819	831.5	836.5	844	
10M	QPSK	1	0	22.75	22.80	22.81	22.84	0
		1	24	22.70	22.68	22.69	22.73	0
		1	49	22.66	22.68	22.77	22.67	0
		25	0	21.76	21.82	21.84	21.83	1
		25	12	21.74	21.78	21.64	21.75	1
		25	25	21.65	21.67	21.74	21.67	1
		50	0	21.71	21.75	21.64	21.75	1
10M	16QAM	1	0	21.65	21.73	21.57	21.79	1
		1	24	21.72	21.75	21.56	21.68	1
		1	49	21.75	21.77	21.61	21.80	1
		25	0	20.79	20.77	20.58	20.66	2
		25	12	20.77	20.71	20.64	20.82	2
		25	25	20.80	20.80	20.55	20.72	2
		50	0	20.73	20.75	20.53	20.70	2
10M	64QAM	1	0	20.73	20.70	20.57	20.78	2
		1	24	20.73	20.82	20.51	20.74	2
		1	49	20.64	20.69	20.40	20.68	2
		25	0	19.67	19.65	19.49	19.70	3
		25	12	19.69	19.65	19.41	19.67	3
		25	25	19.64	19.81	19.48	19.68	3
		50	0	19.73	19.77	19.40	19.79	3

LTE Conducted Power (Full)								
LTE Band 26								
BW	MCS Index	Channel		26715	26865	26915	27015	3GPP MPR
		Frequence (MHz)		816.5	831.5	836.5	846.5	
5M	QPSK	1	0	22.65	22.72	22.73	22.79	0
		1	12	22.62	22.60	22.60	22.60	0
		1	24	22.51	22.62	22.67	22.64	0
		12	0	21.68	21.69	21.74	21.76	1
		12	6	21.63	21.68	21.66	21.68	1
		12	13	21.53	21.60	21.67	21.62	1
		25	0	21.62	21.64	21.52	21.71	1
5M	16QAM	1	0	21.57	21.60	21.54	21.71	1
		1	12	21.54	21.63	21.52	21.66	1
		1	24	21.60	21.55	21.55	21.74	1
		12	0	20.63	20.55	20.58	20.65	2
		12	6	20.68	20.73	20.54	20.76	2
		12	13	20.59	20.67	20.56	20.78	2
		25	0	20.60	20.61	20.58	20.64	2
5M	64QAM	1	0	20.54	20.58	20.60	20.66	2
		1	12	20.52	20.57	20.43	20.75	2
		1	24	20.67	20.67	20.37	20.70	2
		12	0	19.55	19.71	19.50	19.73	3
		12	6	19.56	19.72	19.46	19.76	3
		12	13	19.65	19.71	19.38	19.70	3
		25	0	19.68	19.58	19.27	19.68	3
BW	MCS Index	Channel		26705	26865	21.56	27025	3GPP MPR
		Frequence (MHz)		815.5	831.5	21.59	847.5	
3M	QPSK	1	0	22.67	22.66	22.56	22.78	0
		1	7	22.51	22.65	22.63	22.66	0
		1	14	22.58	22.62	22.68	22.64	0
		8	0	21.67	21.73	21.69	21.77	1
		8	3	21.59	21.65	21.55	21.74	1
		8	7	21.53	21.60	21.56	21.67	1
		15	0	21.61	21.68	21.59	21.71	1
3M	16QAM	1	0	21.62	21.71	21.46	21.68	1
		1	7	21.52	21.66	21.36	21.65	1
		1	14	21.59	21.56	21.43	21.71	1
		8	0	20.62	20.64	20.57	20.77	2
		8	3	20.57	20.72	20.58	20.65	2
		8	7	20.57	20.63	20.53	20.65	2
		15	0	20.60	20.59	20.49	20.67	2
3M	64QAM	1	0	20.52	20.60	20.43	20.63	2
		1	7	20.64	20.69	20.33	20.65	2
		1	14	20.67	20.72	20.37	20.78	2
		8	0	19.58	19.72	19.40	19.65	3
		8	3	19.54	19.59	19.43	19.61	3
		8	7	19.68	19.61	19.38	19.71	3
		15	0	19.55	19.59	19.30	19.69	3

LTE Conducted Power (Full)								
LTE Band 26								
BW	MCS Index	Channel		26697	26865	26915	27033	3GPP MPR
		Frequence (MHz)		814.7	831.5	836.5	848.3	
1.4M	QPSK	1	0	22.71	22.71	22.55	22.77	0
		1	2	22.59	22.57	22.53	22.68	0
		1	5	22.52	22.63	22.57	22.64	0
		3	0	21.67	21.71	22.23	21.78	0
		3	1	21.62	21.62	22.01	21.68	0
		3	3	21.53	21.61	21.98	21.62	0
		6	0	21.61	21.66	21.41	21.74	1
1.4M	16QAM	1	0	21.57	21.59	21.58	21.66	1
		1	2	21.55	21.56	21.31	21.67	1
		1	5	21.57	21.73	21.42	21.66	1
		3	0	20.55	20.65	21.45	20.68	1
		3	1	20.65	20.67	21.46	20.62	1
		3	3	20.60	20.65	21.50	20.64	1
		6	0	20.59	20.64	20.36	20.66	2
1.4M	64QAM	1	0	20.53	20.71	20.44	20.72	2
		1	2	20.52	20.56	20.13	20.68	2
		1	5	20.52	20.73	20.33	20.71	2
		3	0	19.66	19.71	20.43	19.61	2
		3	1	19.67	19.57	20.29	19.66	2
		3	3	19.64	19.59	20.33	19.75	2
		6	0	19.57	19.66	19.18	19.77	3

LTE Conducted Power (Full)							
LTE Band 38							
BW	MCS Index	RB Size	RB Offset	Low	Mid	High	3GPP MPR (dB)
		Channel		37850	38000	38150	
		Frequence (MHz)		2580	2595	2610	
20M	QPSK	1	0	20.46	20.58	20.52	0
		1	50	20.42	20.41	20.34	0
		1	99	20.38	20.35	20.33	0
		50	0	19.51	19.55	19.43	1
		50	25	19.48	19.49	19.37	1
		50	50	19.40	19.46	19.31	1
		100	0	19.47	19.52	19.38	1
20M	16QAM	1	0	19.51	19.50	19.36	1
		1	50	19.47	19.45	19.32	1
		1	99	19.44	19.42	19.39	1
		50	0	18.53	18.48	18.36	2
		50	25	18.43	18.44	18.32	2
		50	50	18.47	18.36	18.38	2
		100	0	18.43	18.34	18.38	2
20M	64QAM	1	0	18.43	18.42	18.36	2
		1	50	18.41	18.36	18.43	2
		1	99	18.50	18.30	18.32	2
		50	0	17.37	17.32	17.44	3
		50	25	17.37	17.28	17.34	3
		50	50	17.49	17.23	17.30	3
		100	0	17.49	17.20	17.41	3
BW	MCS Index	Channel		37825	38000	38175	3GPP MPR
		Frequence (MHz)		2577.5	2595	2612.5	
15M	QPSK	1	0	20.37	20.52	20.39	0
		1	37	20.21	20.39	20.36	0
		1	74	20.26	20.34	20.36	0
		36	0	19.39	19.49	19.43	1
		36	19	19.30	19.42	19.37	1
		36	39	19.24	19.38	19.30	1
		75	0	19.33	19.43	19.37	1
15M	16QAM	1	0	19.34	19.40	19.42	1
		1	37	19.26	19.34	19.43	1
		1	74	19.26	19.37	19.31	1
		36	0	18.25	18.51	18.45	2
		36	19	18.35	18.46	18.41	2
		36	39	18.33	18.39	18.41	2
		75	0	18.30	18.39	18.39	2
15M	64QAM	1	0	18.37	18.48	18.29	2
		1	37	18.25	18.44	18.35	2
		1	74	18.38	18.34	18.39	2
		36	0	17.24	17.47	17.40	3
		36	19	17.22	17.45	17.39	3
		36	39	17.39	17.39	17.29	3
		75	0	17.31	17.45	17.32	3
BW	MCS Index	Channel		37800	38000	38200	3GPP MPR
		Frequence (MHz)		2575	2595	2615	
10M	QPSK	1	0	20.41	20.49	20.47	0
		1	24	20.25	20.42	20.33	0
		1	49	20.27	20.36	20.34	0
		25	0	19.39	19.50	19.45	1
		25	12	19.32	19.45	19.39	1
		25	25	19.28	19.40	19.29	1
		50	0	19.30	19.47	19.41	1
10M	16QAM	1	0	19.33	19.48	19.40	1
		1	24	19.26	19.46	19.38	1
		1	49	19.29	19.51	19.32	1
		25	0	18.26	18.48	18.45	2
		25	12	18.35	18.39	18.36	2
		25	25	18.26	18.39	18.35	2
		50	0	18.34	18.35	18.29	2
10M	64QAM	1	0	18.39	18.40	18.39	2
		1	24	18.27	18.45	18.36	2
		1	49	18.32	18.41	18.42	2
		25	0	17.32	17.41	17.42	3
		25	12	17.37	17.42	17.36	3
		25	25	17.29	17.46	17.36	3
		50	0	17.33	17.35	17.28	3

LTE Conducted Power (Full)							
LTE Band 38							
BW	MCS Index	Channel		37775	38000	38225	3GPP MPR
		Frequence (MHz)		2572.5	2595	2617.5	
5M	QPSK	1	0	20.41	20.53	20.42	0
		1	12	20.23	20.38	20.35	0
		1	24	20.28	20.38	20.36	0
		12	0	19.36	19.48	19.42	1
		12	6	19.34	19.43	19.35	1
		12	13	19.27	19.37	19.30	1
		25	0	19.31	19.44	19.37	1
5M	16QAM	1	0	19.34	19.46	19.42	1
		1	12	19.31	19.51	19.32	1
		1	24	19.39	19.51	19.36	1
		12	0	18.36	18.50	18.37	2
		12	6	18.33	18.35	18.36	2
		12	13	18.23	18.35	18.32	2
		25	0	18.28	18.49	18.45	2
5M	64QAM	1	0	18.35	18.44	18.28	2
		1	12	18.37	18.39	18.30	2
		1	24	18.25	18.52	18.40	2
		12	0	17.23	17.48	17.34	3
		12	6	17.28	17.48	17.39	3
		12	13	17.29	17.36	17.44	3
		25	0	17.34	17.45	17.45	3

LTE Conducted Power (Full)									
LTE Band 41									
BW	MCS Index	RB Size	RB Offset	Low	Mid	Mid	Mid	High	3GPP MPR (dB)
		Channel		39750	40185	40620	41055	41490	
		Frequence (MHz)		2506	2549.5	2593	2636.5	2680	
20M	QPSK	1	0	19.41	19.43	19.60	19.58	19.46	0
		1	50	19.35	19.32	19.58	19.35	19.11	0
		1	99	19.38	19.29	19.53	19.44	19.17	0
		50	0	18.48	18.38	18.77	18.53	18.23	1
		50	25	18.46	18.34	18.68	18.44	18.17	1
		50	50	18.39	18.24	18.65	18.38	18.13	1
		100	0	18.44	18.31	18.67	18.45	18.16	1
20M	16QAM	1	0	18.48	18.37	18.61	18.38	18.26	1
		1	50	18.34	18.34	18.57	18.53	18.15	1
		1	99	18.45	18.30	18.50	18.44	18.19	1
		50	0	17.36	17.35	17.53	17.52	17.22	2
		50	25	17.35	17.40	17.49	17.42	17.22	2
		50	50	17.51	17.27	17.45	17.54	17.22	2
		100	0	17.47	17.35	17.48	17.50	17.17	2
20M	64QAM	1	0	17.34	17.28	17.59	17.42	17.24	2
		1	50	17.51	17.24	17.55	17.40	17.15	2
		1	99	17.50	17.27	17.52	17.42	17.17	2
		50	0	16.40	16.23	16.63	16.40	16.14	3
		50	25	16.36	16.36	16.58	16.38	16.19	3
		50	50	16.48	16.37	16.53	16.36	16.08	3
		100	0	16.38	16.37	16.49	16.39	16.20	3
BW	MCS Index	Channel		39725	40173	40620	41068	41515	3GPP MPR
		Frequence (MHz)		2503.5	2548.3	2593	2637.8	2682.5	
15M	QPSK	1	0	19.29	19.37	19.53	19.52	19.41	0
		1	37	19.16	19.23	19.41	19.34	19.28	0
		1	74	19.22	19.22	19.39	19.43	19.21	0
		36	0	18.32	18.33	18.51	18.48	18.36	1
		36	19	18.24	18.27	18.44	18.41	18.34	1
		36	39	18.23	18.21	18.37	18.37	18.23	1
		75	0	18.24	18.27	18.44	18.41	18.35	1
15M	16QAM	1	0	18.17	18.19	18.39	18.48	18.34	1
		1	37	18.24	18.36	18.37	18.42	18.36	1
		1	74	18.23	18.34	18.50	18.46	18.23	1
		36	0	17.31	17.27	17.52	17.34	17.23	2
		36	19	17.29	17.35	17.48	17.36	17.26	2
		36	39	17.29	17.29	17.48	17.37	17.27	2
		75	0	17.34	17.33	17.38	17.37	17.26	2
15M	64QAM	1	0	17.22	17.22	17.54	17.35	17.28	2
		1	37	17.26	17.31	17.37	17.35	17.34	2
		1	74	17.29	17.25	17.52	17.45	17.35	2
		36	0	16.32	16.22	16.43	16.49	16.37	3
		36	19	16.22	16.21	16.47	16.45	16.24	3
		36	39	16.20	16.27	16.47	16.52	16.37	3
		75	0	16.27	16.21	16.46	16.48	16.29	3

LTE Conducted Power (Full)									
LTE Band 41									
BW	MCS Index	Channel		39700	40160	40620	41080	41540	3GPP MPR
		Frequence (MHz)		2501	2547	2593	2639	2685	
10M	QPSK	1	0	19.30	19.38	19.55	19.48	19.36	0
		1	24	19.18	19.23	19.42	19.37	19.32	0
		1	49	19.18	19.20	19.37	19.35	19.21	0
		25	0	18.33	18.35	18.51	18.48	18.39	1
		25	12	18.27	18.31	18.47	18.46	18.34	1
		25	25	18.23	18.22	18.41	18.38	18.24	1
		50	0	18.30	18.29	18.47	18.43	18.32	1
10M	16QAM	1	0	18.25	18.32	18.37	18.38	18.26	1
		1	24	18.21	18.35	18.54	18.45	18.24	1
		1	49	18.21	18.33	18.37	18.48	18.36	1
		25	0	17.29	17.31	17.39	17.48	17.23	2
		25	12	17.30	17.31	17.41	17.45	17.32	2
		25	25	17.21	17.35	17.48	17.41	17.25	2
		50	0	17.25	17.20	17.40	17.52	17.22	2
10M	64QAM	1	0	17.30	17.30	17.48	17.45	17.30	2
		1	24	17.28	17.29	17.49	17.51	17.29	2
		1	49	17.22	17.25	17.53	17.44	17.30	2
		25	0	16.30	16.21	16.45	16.49	16.29	3
		25	12	16.20	16.29	16.44	16.49	16.31	3
		25	25	16.20	16.29	16.42	16.50	16.33	3
		50	0	16.18	16.27	16.41	16.38	16.29	3
BW	MCS Index	Channel		39675	40148	40620	41093	41565	3GPP MPR
		Frequence (MHz)		2498.5	2545.8	2593	2640.3	2687.5	
5M	QPSK	1	0	19.33	19.36	19.52	19.47	19.35	0
		1	12	19.21	19.19	19.46	19.38	19.29	0
		1	24	19.24	19.20	19.43	19.35	19.26	0
		12	0	18.32	18.34	18.52	18.51	18.38	1
		12	6	18.25	18.29	18.45	18.44	18.33	1
		12	13	18.19	18.25	18.39	18.40	18.23	1
		25	0	18.30	18.26	18.48	18.47	18.30	1
5M	16QAM	1	0	18.23	18.34	18.41	18.41	18.39	1
		1	12	18.34	18.23	18.44	18.37	18.28	1
		1	24	18.30	18.33	18.37	18.49	18.37	1
		12	0	17.29	17.24	17.42	17.44	17.39	2
		12	6	17.34	17.29	17.45	17.46	17.23	2
		12	13	17.29	17.30	17.37	17.40	17.25	2
		25	0	17.31	17.34	17.39	17.46	17.37	2
5M	64QAM	1	0	17.21	17.26	17.45	17.37	17.35	2
		1	12	17.21	17.23	17.52	17.34	17.37	2
		1	24	17.21	17.35	17.46	17.40	17.35	2
		12	0	16.31	16.29	16.48	16.44	16.27	3
		12	6	16.29	16.28	16.53	16.48	16.23	3
		12	13	16.27	16.27	16.36	16.46	16.25	3
		25	0	16.34	16.35	16.44	16.39	16.34	3

LTE Conducted Power (Full)								
LTE Band 42								
BW	MCS Index	RB Size	RB Offset	Low	Low	Mid	High	3GPP MPR (dB)
		Channel		42190	43190	43340	43490	
		Frequence (MHz)		3460	3560	3575	3590	
20M	QPSK	1	0	20.97	20.93	20.96	21.00	0
		1	50	20.80	20.80	20.86	20.99	0
		1	99	20.81	20.80	20.76	20.92	0
		50	0	19.95	19.88	19.95	19.99	1
		50	25	19.90	19.83	19.84	19.96	1
		50	50	19.80	19.76	19.80	19.88	1
		100	0	19.86	19.85	19.84	19.89	1
20M	16QAM	1	0	19.93	19.78	19.94	19.92	1
		1	50	19.87	19.77	19.92	19.86	1
		1	99	19.83	19.76	19.89	19.84	1
		50	0	18.93	18.78	18.86	18.95	2
		50	25	18.80	18.87	18.94	18.92	2
		50	50	18.81	18.89	18.81	18.86	2
		100	0	18.85	18.89	18.89	18.83	2
20M	64QAM	1	0	18.78	18.82	18.84	18.87	2
		1	50	18.78	18.82	18.92	18.82	2
		1	99	18.83	18.76	18.88	18.77	2
		50	0	17.78	17.86	17.88	17.84	3
		50	25	17.83	17.84	17.92	17.82	3
		50	50	17.88	17.79	17.80	17.80	3
		100	0	17.84	17.87	17.86	17.76	3
BW	MCS Index	Channel		42165	43165	43340	43515	3GPP MPR
		Frequence (MHz)		3457.5	3557.5	3575	3592.5	
15M	QPSK	1	0	20.87	20.88	20.88	20.91	0
		1	37	20.73	20.72	20.73	20.82	0
		1	74	20.79	20.69	20.81	20.76	0
		36	0	19.88	19.83	19.89	19.92	1
		36	19	19.85	19.77	19.85	19.87	1
		36	39	19.75	19.72	19.75	19.78	1
		75	0	19.82	19.79	19.79	19.89	1
15M	16QAM	1	0	19.78	19.82	19.74	19.85	1
		1	37	19.88	19.70	19.88	19.83	1
		1	74	19.86	19.73	19.81	19.82	1
		36	0	18.89	18.83	18.73	18.87	2
		36	19	18.86	18.75	18.76	18.83	2
		36	39	18.91	18.75	18.76	18.87	2
		75	0	18.78	18.77	18.88	18.93	2
15M	64QAM	1	0	18.83	18.83	18.89	18.90	2
		1	37	18.83	18.72	18.80	18.88	2
		1	74	18.79	18.77	18.81	18.93	2
		36	0	17.89	17.76	17.85	17.78	3
		36	19	17.73	17.83	17.75	17.85	3
		36	39	17.79	17.70	17.75	17.81	3
		75	0	17.73	17.85	17.73	17.86	3

LTE Conducted Power (Full)								
LTE Band 42								
BW	MCS Index	Channel		42140	43140	43340	43540	3GPP MPR
		Frequence (MHz)		3455	3555	3575	3595	
10M	QPSK	1	0	20.89	20.80	20.90	20.95	0
		1	24	20.81	20.72	20.80	20.75	0
		1	49	20.76	20.75	20.73	20.85	0
		25	0	19.89	19.86	19.88	19.90	1
		25	12	19.81	19.79	19.80	19.89	1
		25	25	19.76	19.75	19.76	19.80	1
		50	0	19.85	19.79	19.84	19.85	1
10M	16QAM	1	0	19.73	19.86	19.76	19.88	1
		1	24	19.82	19.70	19.88	19.88	1
		1	49	19.88	19.69	19.74	19.84	1
		25	0	18.78	18.76	18.77	18.84	2
		25	12	18.85	18.84	18.81	18.91	2
		25	25	18.77	18.81	18.78	18.93	2
		50	0	18.90	18.77	18.80	18.88	2
10M	64QAM	1	0	18.76	18.71	18.74	18.83	2
		1	24	18.77	18.82	18.78	18.79	2
		1	49	18.75	18.69	18.76	18.91	2
		25	0	17.80	17.81	17.86	17.83	3
		25	12	17.87	17.82	17.86	17.85	3
		25	25	17.74	17.84	17.88	17.78	3
		50	0	17.91	17.72	17.79	17.87	3
BW	MCS Index	Channel		42115	43115	43340	43565	3GPP MPR
		Frequence (MHz)		3452.5	3552.5	3575	3597.5	
5M	QPSK	1	0	20.85	20.80	20.90	20.91	0
		1	12	20.75	20.70	20.75	20.84	0
		1	24	20.79	20.69	20.74	20.81	0
		12	0	19.87	19.84	19.87	19.92	1
		12	6	19.82	19.79	19.85	19.89	1
		12	13	19.78	19.74	19.76	19.78	1
		25	0	19.86	19.81	19.79	19.88	1
5M	16QAM	1	0	19.77	19.80	19.87	19.93	1
		1	12	19.77	19.76	19.79	19.87	1
		1	24	19.81	19.76	19.77	19.89	1
		12	0	18.88	18.85	18.85	18.93	2
		12	6	18.90	18.85	18.76	18.92	2
		12	13	18.88	18.77	18.85	18.86	2
		25	0	18.87	18.72	18.74	18.76	2
5M	64QAM	1	0	18.74	18.73	18.77	18.82	2
		1	12	18.84	18.84	18.81	18.78	2
		1	24	18.84	18.74	18.89	18.79	2
		12	0	17.76	17.73	17.78	17.79	3
		12	6	17.75	17.84	17.74	17.82	3
		12	13	17.89	17.86	17.74	17.77	3
		25	0	17.81	17.73	17.77	17.91	3

LTE Conducted Power (Full)									
LTE Band 43									
BW	MCS Index	RB Size	RB Offset	Low	Mid	Mid	Mid	High	3GPP MPR (dB)
		Channel		43690	44090	44490	44990	45490	
		Frequence (MHz)		3610	3650	3690	3740	3790	
20M	QPSK	1	0	19.11	18.67	18.70	18.80	18.91	0
		1	50	18.89	18.75	18.82	18.82	18.91	0
		1	99	18.91	18.72	18.79	18.81	18.87	0
		50	0	18.08	17.84	17.91	17.91	18.01	1
		50	25	18.01	17.76	17.85	17.88	17.93	1
		50	50	18.00	17.72	17.78	17.78	17.88	1
		100	0	18.04	17.79	17.84	17.88	17.93	1
20M	16QAM	1	0	17.98	17.76	17.9	17.76	17.87	1
		1	50	17.94	17.77	17.75	17.89	17.97	1
		1	99	17.92	17.74	17.85	17.83	17.84	1
		50	0	17.06	16.72	16.75	16.89	16.94	2
		50	25	16.95	16.77	16.79	16.86	16.94	2
		50	50	16.92	16.72	16.82	16.82	16.87	2
		100	0	16.97	16.78	16.81	16.86	16.97	2
20M	64QAM	1	0	16.94	16.69	16.83	16.81	16.84	2
		1	50	16.92	16.85	16.9	16.90	16.92	2
		1	99	16.88	16.78	16.85	16.85	16.87	2
		50	0	15.96	15.77	15.76	15.80	15.97	3
		50	25	15.90	15.79	15.84	15.88	15.86	3
		50	50	15.84	15.74	15.88	15.81	15.90	3
		100	0	15.81	15.68	15.89	15.93	15.89	3
BW	MCS Index	Channel		43665	44090	44515	45015	45515	3GPP MPR
		Frequence (MHz)		3607.5	3650	3692.5	3742.5	3792.5	
15M	QPSK	1	0	19.03	18.58	18.64	18.68	18.78	0
		1	37	18.96	18.51	18.50	18.66	18.77	0
		1	74	18.93	18.44	18.45	18.60	18.69	0
		36	0	18.03	17.59	17.63	17.71	17.82	1
		36	19	17.98	17.51	17.58	17.69	17.80	1
		36	39	17.89	17.48	17.52	17.59	17.72	1
		75	0	17.95	17.55	17.57	17.63	17.77	1
15M	16QAM	1	0	17.99	17.54	17.58	17.57	17.71	1
		1	37	17.87	17.60	17.54	17.64	17.72	1
		1	74	17.90	17.54	17.53	17.62	17.71	1
		36	0	16.98	16.47	16.49	16.68	16.78	2
		36	19	16.88	16.45	16.54	16.69	16.77	2
		36	39	16.96	16.48	16.51	16.56	16.74	2
		75	0	16.97	16.60	16.55	16.62	16.68	2
15M	64QAM	1	0	16.99	16.46	16.56	16.64	16.77	2
		1	37	16.97	16.54	16.61	16.67	16.79	2
		1	74	16.92	16.45	16.59	16.70	16.83	2
		36	0	15.94	15.61	15.49	15.73	15.83	3
		36	19	15.97	15.45	15.46	15.74	15.78	3
		36	39	15.93	15.52	15.56	15.56	15.78	3
		75	0	15.99	15.57	15.49	15.74	15.78	3

LTE Conducted Power (Full)									
LTE Band 43									
BW	MCS Index	Channel		43640	44090	44540	45040	45540	3GPP MPR
		Frequence (MHz)		3605	3650	3695	3745	3795	
10M	QPSK	1	0	19.02	18.55	18.59	18.70	18.79	0
		1	24	18.89	18.47	18.48	18.55	18.66	0
		1	49	18.89	18.49	18.50	18.62	18.67	0
		25	0	18.03	17.60	17.62	17.73	17.82	1
		25	12	17.97	17.50	17.59	17.68	17.77	1
		25	25	17.90	17.47	17.52	17.58	17.73	1
		50	0	17.98	17.55	17.58	17.63	17.77	1
10M	16QAM	1	0	17.94	17.46	17.63	17.65	17.68	1
		1	24	18.02	17.45	17.47	17.64	17.67	1
		1	49	17.95	17.61	17.48	17.71	17.74	1
		25	0	16.99	16.53	16.52	16.72	16.81	2
		25	12	17.03	16.55	16.58	16.69	16.74	2
		25	25	17.01	16.58	16.61	16.56	16.81	2
		50	0	16.99	16.48	16.56	16.61	16.84	2
10M	64QAM	1	0	17.02	16.46	16.46	16.69	16.71	2
		1	24	16.89	16.59	16.52	16.71	16.75	2
		1	49	16.97	16.50	16.62	16.57	16.70	2
		25	0	15.97	15.45	15.55	15.70	15.81	3
		25	12	15.93	15.49	15.49	15.72	15.78	3
		25	25	15.91	15.61	15.58	15.62	15.71	3
		50	0	15.92	15.47	15.55	15.69	15.72	3
BW	MCS Index	Channel		43615	44090	44565	45065	45565	3GPP MPR
		Frequence (MHz)		3602.5	3650	3697.5	3747.5	3797.5	
5M	QPSK	1	0	19.05	18.56	18.59	18.74	18.83	0
		1	12	18.93	18.49	18.49	18.62	18.77	0
		1	24	18.91	18.46	18.46	18.64	18.73	0
		12	0	18.04	17.60	17.61	17.70	17.81	1
		12	6	17.96	17.52	17.59	17.69	17.80	1
		12	13	17.92	17.49	17.49	17.58	17.73	1
		25	0	17.95	17.52	17.57	17.67	17.79	1
5M	16QAM	1	0	17.89	17.50	17.49	17.70	17.74	1
		1	12	17.95	17.53	17.63	17.67	17.77	1
		1	24	17.87	17.53	17.58	17.72	17.84	1
		12	0	17.02	16.52	16.49	16.58	16.68	2
		12	6	16.99	16.45	16.61	16.62	16.72	2
		12	13	17.02	16.54	16.51	16.69	16.83	2
		25	0	17.04	16.52	16.59	16.62	16.83	2
5M	64QAM	1	0	16.94	16.57	16.63	16.66	16.81	2
		1	12	16.88	16.47	16.58	16.67	16.83	2
		1	24	16.92	16.56	16.58	16.57	16.83	2
		12	0	15.89	15.48	15.56	15.58	15.80	3
		12	6	15.94	15.58	15.48	15.57	15.85	3
		12	13	16.03	15.47	15.49	15.70	15.73	3
		25	0	16.03	15.47	15.52	15.64	15.84	3

LTE Conducted Power (Full)								
LTE Band 48								
BW	MCS Index	RB Size	RB Offset	Low	Mid	Mid	High	3GPP MPR (dB)
		Channel		55340	55780	56210	56640	
		Frequence (MHz)		3560	3604	3647	3690	
20M	QPSK	1	0	21.41	21.43	21.28	21.20	0
		1	50	21.24	21.41	21.09	21.02	0
		1	99	21.30	21.39	21.12	21.10	0
		50	0	20.37	20.47	20.25	20.16	1
		50	25	20.34	20.42	20.16	20.13	1
		50	50	20.26	20.35	20.15	20.07	1
		100	0	20.32	20.39	20.18	20.08	1
20M	16QAM	1	0	20.31	20.35	20.23	20.12	1
		1	50	20.23	20.31	20.09	20.17	1
		1	99	20.23	20.29	20.13	20.09	1
		50	0	19.35	19.33	19.22	19.18	2
		50	25	19.27	19.31	19.16	19.02	2
		50	50	19.31	19.21	19.15	19.16	2
		100	0	19.33	19.25	19.23	19.02	2
20M	64QAM	1	0	19.35	19.32	19.16	19.14	2
		1	50	19.36	19.23	19.12	19.10	2
		1	99	19.26	19.15	19.09	19.05	2
		50	0	18.30	18.39	18.16	18.17	3
		50	25	18.39	18.35	18.16	18.06	3
		50	50	18.25	18.33	18.09	18.03	3
		100	0	18.38	18.27	18.25	18.15	3
BW	MCS Index	Channel		55315	55765	56215	56665	3GPP MPR
		Frequence (MHz)		3557.5	3602.5	3647.5	3692.5	
15M	QPSK	1	0	21.23	21.27	21.10	21.04	0
		1	37	21.20	21.24	20.98	20.99	0
		1	74	21.13	21.20	21.08	20.97	0
		36	0	20.26	20.28	20.17	20.07	1
		36	19	20.21	20.27	20.06	19.99	1
		36	39	20.18	20.17	20.01	19.93	1
		75	0	20.21	20.23	20.08	20.02	1
15M	16QAM	1	0	20.14	20.28	20.01	20.01	1
		1	37	20.16	20.17	20.00	20.03	1
		1	74	20.16	20.14	20.17	20.07	1
		36	0	19.29	19.27	19.02	19.09	2
		36	19	19.28	19.23	19.08	19.03	2
		36	39	19.20	19.18	19.12	19.04	2
		75	0	19.21	19.26	19.05	19.08	2
15M	64QAM	1	0	19.12	19.17	19.11	18.99	2
		1	37	19.13	19.24	19.12	19.00	2
		1	74	19.19	19.19	19.14	18.91	2
		36	0	18.13	18.28	18.01	17.99	3
		36	19	18.20	18.28	18.10	18.00	3
		36	39	18.29	18.16	18.10	17.98	3
		75	0	18.12	18.14	18.12	18.04	3

LTE Conducted Power (Full)								
LTE Band 48								
BW	MCS Index	Channel		55290	55750	56220	56690	3GPP MPR
		Frequence (MHz)		3555	3601	3648	3695	
10M	QPSK	1	0	21.29	21.30	21.14	21.07	0
		1	24	21.12	21.21	21.02	21.01	0
		1	49	21.14	21.22	21.04	20.95	0
		25	0	20.28	20.31	20.15	20.07	1
		25	12	20.23	20.22	20.10	19.98	1
		25	25	20.18	20.19	20.02	19.94	1
		50	0	20.24	20.26	20.11	20.00	1
10M	16QAM	1	0	20.16	20.19	20.16	19.97	1
		1	24	20.29	20.27	20.04	19.92	1
		1	49	20.17	20.14	20.17	19.91	1
		25	0	19.16	19.28	19.02	19.07	2
		25	12	19.29	19.28	18.99	19.00	2
		25	25	19.27	19.27	19.14	19.07	2
		50	0	19.13	19.21	19.03	19.03	2
10M	64QAM	1	0	19.13	19.19	19.10	18.99	2
		1	24	19.17	19.25	19.09	18.91	2
		1	49	19.20	19.21	18.99	18.99	2
		25	0	18.19	18.24	18.06	18.08	3
		25	12	18.24	18.19	18.16	17.92	3
		25	25	18.18	18.15	18.04	17.93	3
		50	0	18.26	18.16	18.07	18.09	3
BW	MCS Index	Channel		55265	55745	56235	56715	3GPP MPR
		Frequence (MHz)		3552.5	3600.5	3649.5	3697.5	
5M	QPSK	1	0	21.29	21.30	21.11	21.04	0
		1	12	21.22	21.20	21.06	20.96	0
		1	24	21.15	21.19	21.05	20.91	0
		12	0	20.26	20.30	20.13	20.05	1
		12	6	20.21	20.26	20.09	20.02	1
		12	13	20.15	20.20	20.04	19.94	1
		25	0	20.21	20.22	20.09	20.01	1
5M	16QAM	1	0	20.18	20.16	20.14	19.97	1
		1	12	20.26	20.15	20.04	19.94	1
		1	24	20.20	20.20	20.16	19.92	1
		12	0	19.16	19.22	18.99	18.96	2
		12	6	19.28	19.30	19.15	19.01	2
		12	13	19.16	19.18	19.08	19.03	2
		25	0	19.25	19.20	19.12	19.00	2
5M	64QAM	1	0	19.29	19.23	19.09	18.98	2
		1	12	19.17	19.31	19.02	18.99	2
		1	24	19.22	19.18	19.09	19.00	2
		12	0	18.28	18.24	18.14	18.01	3
		12	6	18.16	18.28	18.03	17.92	3
		12	13	18.24	18.21	18.14	18.06	3
		25	0	18.20	18.28	18.08	17.98	3

LTE Conducted Power (Full)							
LTE Band 66							
BW	MCS Index	RB Size	RB Offset	Low	Mid	High	3GPP MPR (dB)
		Channel		132072	132322	132572	
		Frequence (MHz)		1720	1745	1770	
20M	QPSK	1	0	19.17	19.46	19.39	0
		1	50	19.22	19.42	19.18	0
		1	99	19.13	19.37	19.22	0
		50	0	18.29	18.49	18.32	1
		50	25	18.26	18.42	18.29	1
		50	50	18.15	18.46	18.22	1
		100	0	18.25	18.41	18.24	1
20M	16QAM	1	0	18.21	18.43	18.20	1
		1	50	18.20	18.41	18.34	1
		1	99	18.23	18.49	18.17	1
		50	0	17.29	17.45	17.25	2
		50	25	17.26	17.41	17.22	2
		50	50	17.14	17.39	17.27	2
		100	0	17.22	17.35	17.31	2
20M	64QAM	1	0	17.23	17.46	17.31	2
		1	50	17.13	17.42	17.30	2
		1	99	17.29	17.48	17.20	2
		50	0	16.20	16.40	16.16	3
		50	25	16.18	16.32	16.30	3
		50	50	16.29	16.29	16.23	3
		100	0	16.16	16.25	16.30	3
BW	MCS Index	Channel		132047	132322	132597	3GPP MPR
		Frequence (MHz)		1717.5	1745	1772.5	
15M	QPSK	1	0	19.10	19.39	19.34	0
		1	37	18.94	19.26	19.17	0
		1	74	19.02	19.23	19.18	0
		36	0	18.08	18.36	18.31	1
		36	19	18.00	18.35	18.24	1
		36	39	17.99	18.28	18.19	1
		75	0	18.00	18.34	18.28	1
15M	16QAM	1	0	18.01	18.25	18.18	1
		1	37	18.03	18.35	18.23	1
		1	74	18.03	18.25	18.23	1
		36	0	16.99	17.38	17.30	2
		36	19	16.93	17.27	17.15	2
		36	39	17.08	17.28	17.28	2
		75	0	16.95	17.33	17.27	2
15M	64QAM	1	0	16.94	17.31	17.24	2
		1	37	17.04	17.38	17.25	2
		1	74	16.98	17.29	17.25	2
		36	0	16.09	16.33	16.26	3
		36	19	15.94	16.33	16.17	3
		36	39	16.09	16.35	16.25	3
		75	0	16.09	16.39	16.24	3

LTE Conducted Power (Full)							
LTE Band 66							
BW	MCS Index	Channel		132022	132322	132622	3GPP MPR
		Frequence (MHz)		1715	1745	1775	
10M	QPSK	1	0	19.07	19.38	19.29	0
		1	24	19.02	19.30	19.20	0
		1	49	19.00	19.27	19.21	0
		25	0	18.10	18.38	18.30	1
		25	12	18.02	18.32	18.26	1
		25	25	17.96	18.24	18.18	1
		50	0	18.00	18.30	18.25	1
10M	16QAM	1	0	18.04	18.30	18.32	1
		1	24	17.94	18.33	18.18	1
		1	49	17.97	18.38	18.19	1
		25	0	17.01	17.30	17.20	2
		25	12	17.01	17.23	17.26	2
		25	25	17.01	17.38	17.27	2
		50	0	17.01	17.25	17.27	2
10M	64QAM	1	0	17.02	17.33	17.15	2
		1	24	17.00	17.25	17.20	2
		1	49	17.11	17.23	17.32	2
		25	0	16.01	16.39	16.24	3
		25	12	15.98	16.34	16.27	3
		25	25	15.96	16.31	16.26	3
		50	0	16.04	16.22	16.32	3
BW	MCS Index	Channel		131997	132322	132647	3GPP MPR
		Frequence (MHz)		1712.5	1745	1777.5	
5M	QPSK	1	0	19.05	19.40	19.29	0
		1	12	19.03	19.29	19.21	0
		1	24	18.97	19.28	19.19	0
		12	0	18.10	18.37	18.32	1
		12	6	18.01	18.29	18.25	1
		12	13	17.95	18.25	18.21	1
		25	0	18.05	18.33	18.24	1
5M	16QAM	1	0	18.08	18.36	18.27	1
		1	12	17.96	18.29	18.19	1
		1	24	18.01	18.36	18.31	1
		12	0	16.93	17.35	17.15	2
		12	6	16.98	17.26	17.28	2
		12	13	17.10	17.28	17.30	2
		25	0	17.07	17.33	17.28	2
5M	64QAM	1	0	16.97	17.24	17.31	2
		1	12	16.99	17.27	17.31	2
		1	24	16.94	17.35	17.26	2
		12	0	16.04	16.39	16.20	3
		12	6	15.96	16.22	16.20	3
		12	13	16.04	16.33	16.22	3
		25	0	16.07	16.27	16.19	3

LTE Conducted Power (Full)							
LTE Band 66							
BW	MCS Index	Channel		131987	132322	132657	3GPP MPR
		Frequence (MHz)		1711.5	1745	1778.5	
3M	QPSK	1	0	19.08	19.38	19.30	0
		1	7	18.98	19.27	19.16	0
		1	14	18.96	19.23	19.21	0
		8	0	18.09	18.38	18.30	1
		8	3	18.01	18.31	18.28	1
		8	7	17.95	18.26	18.17	1
		15	0	18.01	18.29	18.22	1
3M	16QAM	1	0	17.97	18.33	18.23	1
		1	7	18.06	18.33	18.21	1
		1	14	18.10	18.27	18.19	1
		8	0	17.10	17.24	17.30	2
		8	3	17.07	17.34	17.27	2
		8	7	17.01	17.26	17.24	2
		15	0	17.06	17.35	17.31	2
3M	64QAM	1	0	17.09	17.30	17.25	2
		1	7	17.05	17.33	17.25	2
		1	14	17.08	17.29	17.32	2
		8	0	16.10	16.26	16.15	3
		8	3	15.99	16.36	16.16	3
		8	7	15.96	16.25	16.28	3
		15	0	16.10	16.35	16.23	3
BW	MCS Index	Channel		131979	132322	132665	3GPP MPR
		Frequence (MHz)		1710.7	1745	1779.3	
1.4M	QPSK	1	0	19.09	19.38	19.25	0
		1	2	18.93	19.26	19.16	0
		1	5	18.95	19.24	19.18	0
		3	0	19.01	19.30	19.24	0
		3	1	18.93	19.22	19.18	0
		3	3	18.97	19.25	19.18	0
		6	0	17.94	18.25	18.23	1
1.4M	16QAM	1	0	18.01	18.22	18.20	1
		1	2	17.94	18.22	18.21	1
		1	5	17.96	18.22	18.23	1
		3	0	17.94	18.27	18.18	1
		3	1	17.95	18.25	18.18	1
		3	3	17.98	18.30	18.19	1
		6	0	16.97	17.26	17.21	2
1.4M	64QAM	1	0	17.01	17.30	17.18	2
		1	2	16.97	17.28	17.23	2
		1	5	17.01	17.28	17.18	2
		3	0	16.95	17.29	17.17	2
		3	1	16.96	17.25	17.19	2
		3	3	16.96	17.27	17.23	2
		6	0	15.97	16.25	16.15	3

LTE Conducted Power (Full)							
LTE Band 71							
BW	MCS Index	RB Size	RB Offset	Low	Mid	High	3GPP MPR (dB)
		Channel		133222	133297	133372	
		Frequence (MHz)		673	680.5	688	
20M	QPSK	1	0	22.82	22.89	22.87	0
		1	50	22.67	22.85	22.76	0
		1	99	22.66	22.81	22.67	0
		50	0	21.81	21.89	21.83	1
		50	25	21.73	21.82	21.81	1
		50	50	21.65	21.79	21.73	1
		100	0	21.73	21.79	21.75	1
20M	16QAM	1	0	21.80	21.78	21.76	1
		1	50	21.71	21.75	21.73	1
		1	99	21.65	21.71	21.80	1
		50	0	20.71	20.81	20.70	2
		50	25	20.70	20.74	20.76	2
		50	50	20.72	20.72	20.73	2
		100	0	20.81	20.77	20.68	2
20M	64QAM	1	0	20.65	20.74	20.74	2
		1	50	20.80	20.68	20.77	2
		1	99	20.81	20.62	20.73	2
		50	0	19.79	19.76	19.72	3
		50	25	19.70	19.73	19.76	3
		50	50	19.81	19.68	19.81	3
		100	0	19.68	19.65	19.82	3
BW	MCS Index	Channel		133197	133297	133397	3GPP MPR
		Frequence (MHz)		670.5	680.5	690.5	
15M	QPSK	1	0	22.65	22.73	22.72	0
		1	37	22.53	22.66	22.61	0
		1	74	22.56	22.66	22.60	0
		36	0	21.70	21.78	21.72	1
		36	19	21.61	21.70	21.65	1
		36	39	21.58	21.63	21.62	1
		75	0	21.66	21.72	21.69	1
15M	16QAM	1	0	21.69	21.68	21.69	1
		1	37	21.53	21.68	21.75	1
		1	74	21.54	21.78	21.62	1
		36	0	20.64	20.61	20.76	2
		36	19	20.54	20.60	20.74	2
		36	39	20.64	20.71	20.76	2
		75	0	20.59	20.75	20.76	2
15M	64QAM	1	0	20.71	20.67	20.66	2
		1	37	20.57	20.66	20.68	2
		1	74	20.65	20.78	20.61	2
		36	0	19.66	19.73	19.71	3
		36	19	19.70	19.78	19.64	3
		36	39	19.66	19.65	19.70	3
		75	0	19.59	19.73	19.73	3

LTE Conducted Power (Full)							
LTE Band 71							
BW	MCS Index	Channel		133172	133297	133422	3GPP MPR
		Frequence (MHz)		668	680.5	693	
10M	QPSK	1	0	22.71	22.79	22.70	0
		1	24	22.62	22.63	22.61	0
		1	49	22.52	22.68	22.57	0
		25	0	21.67	21.76	21.75	1
		25	12	21.66	21.68	21.65	1
		25	25	21.58	21.63	21.62	1
		50	0	21.62	21.67	21.65	1
10M	16QAM	1	0	21.55	21.75	21.71	1
		1	24	21.67	21.73	21.76	1
		1	49	21.66	21.70	21.68	1
		25	0	20.66	20.66	20.70	2
		25	12	20.61	20.62	20.62	2
		25	25	20.65	20.67	20.62	2
		50	0	20.69	20.73	20.67	2
10M	64QAM	1	0	20.67	20.66	20.71	2
		1	24	20.56	20.78	20.68	2
		1	49	20.66	20.61	20.76	2
		25	0	19.59	19.62	19.58	3
		25	12	19.58	19.78	19.71	3
		25	25	19.62	19.69	19.74	3
		50	0	19.70	19.61	19.73	3
BW	MCS Index	Channel		133147	133297	133447	3GPP MPR
		Frequence (MHz)		665.5	680.5	695.5	
5M	QPSK	1	0	22.65	22.78	22.77	0
		1	12	22.63	22.64	22.62	0
		1	24	22.54	22.62	22.61	0
		12	0	21.67	21.77	21.74	1
		12	6	21.60	21.72	21.69	1
		12	13	21.56	21.61	21.63	1
		25	0	21.60	21.71	21.69	1
5M	16QAM	1	0	21.65	21.78	21.74	1
		1	12	21.65	21.71	21.61	1
		1	24	21.58	21.68	21.72	1
		12	0	20.62	20.74	20.73	2
		12	6	20.58	20.62	20.63	2
		12	13	20.53	20.76	20.72	2
		25	0	20.67	20.70	20.76	2
5M	64QAM	1	0	20.66	20.71	20.60	2
		1	12	20.67	20.69	20.71	2
		1	24	20.67	20.67	20.76	2
		12	0	19.67	19.76	19.63	3
		12	6	19.55	19.64	19.72	3
		12	13	19.67	19.67	19.64	3
		25	0	19.64	19.76	19.61	3

Uplink Carrier Aggregation Scenarios Conducted Power

Confugure	Combination	PCC							SCC							Measurement Power			
		Band	BW (MHz)	Modulation	RB Size	RB Offset	UL Channel	UL Frequency (MHz)	Band	BW (MHz)	Modulation	RB Size	RB Offset	UL Channel	UL Frequency (MHz)	Maximum Tune-up Power	Single Carrier Tx Power without UL-CA Active (dBm)	MPR Level (dB)	Tx Power with UL-CA Active (dBm) Total
Intra Band	5C	5	10	QPSK	1	0	20450	829	5	10	QPSK	1	49	20549	838.9	23.5	23.45	0-8.5	12.96
					1	49						1	0			23.5	23.34	0	22.81
		5	10	QPSK	1	0	20476	831.6	5	10	QPSK	1	49	20575	841.5	23.5	23.43	0-8.5	12.96
					1	49						1	0			23.5	23.31	0	22.80
		5	10	QPSK	1	0	20501	834.1	5	10	QPSK	1	49	20600	844	23.5	23.46	0-8.5	12.99
					1	49						1	0			23.5	23.38	0	22.83
	7C	7	20	QPSK	1	0	20850	2510	7	20	QPSK	1	99	21048	2529.8	19.5	18.39	0-8.5	14.97
					1	99						1	0			19.5	18.32	0	18.30
		7	20	QPSK	1	0	21001	2525.1	7	20	QPSK	1	99	21199	2544.9	19.5	18.36	0-8.5	15.08
					1	99						1	0			19.5	18.23	0	18.21
		7	20	QPSK	1	0	21152	2540.2	7	20	QPSK	1	99	21350	2560	19.5	18.41	0-8.5	15.15
					1	99						1	0			19.5	18.25	0	18.24
	38C	38	20	QPSK	1	0	37850	2580	38	20	QPSK	1	99	38048	2599.8	21	20.46	0-8.5	15.15
					1	99						1	0			21	20.38	0	20.36
		38	20	QPSK	1	0	37901	2585.1	38	20	QPSK	1	99	38099	2604.9	21	20.42	0-8.5	14.77
					1	99						1	0			21	20.33	0	20.29
		38	20	QPSK	1	0	37952	2590.2	38	20	QPSK	1	99	38150	2610	21	20.56	0-8.5	14.60
					1	99						1	0			21	20.31	0	20.30
	41C	41	20	QPSK	1	0	39750	2506	41	20	QPSK	1	99	39948	2525.8	21	19.41	0-8.5	15.14
					1	99						1	0			21	19.38	0	19.36
		41	20	QPSK	1	0	40521	2583.1	41	20	QPSK	1	99	40719	2602.9	21	19.54	0-8.5	15.06
					1	99						1	0			21	19.43	0	19.42
		41	20	QPSK	1	0	41292	2660.2	41	20	QPSK	1	99	41490	2680	21	19.4	0-8.5	15.02
					1	99						1	0			21	19.11	0	19.03

Appendix F. SAR and Incident Power Density Test Result

SAR Results for Body Exposure Condition.

Note:
1. SAR testing for WLAN / BT was performed on the maximum power mode.
2. SAR testing for LTE was performed on the maximum power mode
3. The “< 0.001” means there is no SAR value or the SAR is too low to be measured.
4. NFC(RFID) 13.56MHz antenna port is not available on the device to support conducted power measurement, therefore the measured results are referred to as reported SAR.
5. Per KDB 388624 APPENDIX OVER6G, the minimum of 5 channels to perform IPD across U-NII 5,6,7 and 8. and measured results were scaled by factor 1.545 to reported power density when measurement uncertainty exceed 30%.

Body SAR Test Result

System & Position								DUT	SAR					
Plot No.	Band	Mode	Test Position	Separation Distance (mm)	Channel	RB#	RB offset	Battery	Max. Tune-up Power (dBm)	Measured Conducted Power (dBm)	Scaling Factor	Power Drift (dB)	Measured SAR-1g (W/kg)	Scaled SAR-1g (W/kg)
	WCDMA II	RMC12.2K	Bottom of Laptop	0	9400			1	21.50	20.84	1.16	0	<0.001	0.00
	WCDMA II	RMC12.2K	Rear Face of Tablet	0	9400			1	21.50	20.84	1.16	-0.12	0.063	0.07
	WCDMA II	RMC12.2K	Left Side of Tablet	0	9400			1	21.50	20.84	1.16	0.08	0.09	0.10
	WCDMA II	RMC12.2K	Right Side of Tablet	0	9400			1	21.50	20.84	1.16	0.09	0.095	0.11
	WCDMA II	RMC12.2K	Top Side of Tablet	0	9400			1	21.50	20.84	1.16	0.07	0.979	1.14
	WCDMA II	RMC12.2K	Bottom Side of Tablet	0	9400			1	21.50	20.84	1.16	0	<0.001	0.00
1	WCDMA II	RMC12.2K	Top Side of Tablet	0	9262			1	21.50	20.68	1.21	0	1.04	1.26
	WCDMA II	RMC12.2K	Top Side of Tablet	0	9538			1	21.50	20.79	1.18	-0.18	0.695	0.82
	WCDMA II	RMC12.2K	Top Side of Tablet	0	9262			2	21.50	20.68	1.21	-0.01	0.908	1.10
	WCDMA II	RMC12.2K	Top Side of Tablet	0	9400			2	21.50	20.84	1.16	0.06	0.852	0.99
	WCDMA II	RMC12.2K	Top Side of Tablet	0	9538			2	21.50	20.79	1.18	-0.13	0.879	1.04
	WCDMA II	RMC12.2K	Top Side of Tablet	0	9262			1	21.50	20.68	1.21	-0.16	0.993	1.20
	WCDMA IV	RMC12.2K	Bottom of Laptop	0	1513			1	20.00	18.83	1.31	0	<0.001	0.00
	WCDMA IV	RMC12.2K	Rear Face of Tablet	0	1513			1	20.00	18.83	1.31	0.02	0.038	0.05
	WCDMA IV	RMC12.2K	Left Side of Tablet	0	1513			1	20.00	18.83	1.31	0.14	0.021	0.03
	WCDMA IV	RMC12.2K	Right Side of Tablet	0	1513			1	20.00	18.83	1.31	0.05	0.022	0.03
	WCDMA IV	RMC12.2K	Top Side of Tablet	0	1513			1	20.00	18.83	1.31	-0.19	0.726	0.95
	WCDMA IV	RMC12.2K	Bottom Side of Tablet	0	1513			1	20.00	18.83	1.31	0	<0.001	0.00
2	WCDMA IV	RMC12.2K	Top Side of Tablet	0	1312			1	20.00	18.66	1.36	0	0.979	1.33
	WCDMA IV	RMC12.2K	Top Side of Tablet	0	1413			1	20.00	18.70	1.35	0.17	0.817	1.10
	WCDMA IV	RMC12.2K	Top Side of Tablet	0	1312			2	20.00	18.66	1.36	-0.15	0.907	1.23
	WCDMA IV	RMC12.2K	Top Side of Tablet	0	1413			2	20.00	18.70	1.35	-0.08	0.832	1.12
	WCDMA IV	RMC12.2K	Top Side of Tablet	0	1513			2	20.00	18.83	1.31	0.17	0.868	1.14
	WCDMA IV	RMC12.2K	Top Side of Tablet	0	1312			1	20.00	18.66	1.36	0.04	0.947	1.29

Body SAR Test Result

System & Position								DUT	SAR					
Plot No.	Band	Mode	Test Position	Separation Distance (mm)	Channel	RB#	RB offset	Battery	Max. Tune-up Power (dBm)	Measured Conducted Power (dBm)	Scaling Factor	Power Drift (dB)	Measured SAR-1g (W/kg)	Scaled SAR-1g (W/kg)
	WCDMA V	RMC12.2K	Bottom of Laptop	0	4233			1	24.50	24.06	1.11	0	<0.001	0.00
	WCDMA V	RMC12.2K	Rear Face of Tablet	0	4233			1	24.50	24.06	1.11	0.11	0.081	0.09
	WCDMA V	RMC12.2K	Left Side of Tablet	0	4233			1	24.50	24.06	1.11	0	<0.001	0.00
	WCDMA V	RMC12.2K	Right Side of Tablet	0	4233			1	24.50	24.06	1.11	-0.17	0.116	0.13
	WCDMA V	RMC12.2K	Top Side of Tablet	0	4233			1	24.50	24.06	1.11	0	0.918	1.02
	WCDMA V	RMC12.2K	Bottom Side of Tablet	0	4233			1	24.50	24.06	1.11	0	<0.001	0.00
3	WCDMA V	RMC12.2K	Top Side of Tablet	0	4132			1	24.50	23.95	1.14	-0.01	0.94	1.07
	WCDMA V	RMC12.2K	Top Side of Tablet	0	4182			1	24.50	24.05	1.11	-0.06	0.929	1.03
	WCDMA V	RMC12.2K	Top Side of Tablet	0	4132			2	24.50	23.95	1.14	-0.07	0.884	1.01
	WCDMA V	RMC12.2K	Top Side of Tablet	0	4182			2	24.50	24.05	1.11	0.11	0.843	0.94
	WCDMA V	RMC12.2K	Top Side of Tablet	0	4233			2	24.50	24.06	1.11	0.02	0.869	0.96
	WCDMA V	RMC12.2K	Top Side of Tablet	0	4132			1	24.50	23.95	1.14	-0.16	0.908	1.04
	LTE 2	QPSK20M	Bottom of Laptop	0	18900	1	0	1	21.50	20.61	1.23	0	<0.001	0.00
	LTE 2	QPSK20M	Rear Face of Tablet	0	18900	1	0	1	21.50	20.61	1.23	0	0.063	0.08
	LTE 2	QPSK20M	Left Side of Tablet	0	18900	1	0	1	21.50	20.61	1.23	0	0.06	0.07
	LTE 2	QPSK20M	Right Side of Tablet	0	18900	1	0	1	21.50	20.61	1.23	-0.03	0.073	0.09
	LTE 2	QPSK20M	Top Side of Tablet	0	18900	1	0	1	21.50	20.61	1.23	-0.12	0.832	1.02
	LTE 2	QPSK20M	Bottom Side of Tablet	0	18900	1	0	1	21.50	20.61	1.23	0	<0.001	0.00
	LTE 2	QPSK20M	Bottom of Laptop	0	18900	50	0	1	20.50	19.79	1.18	0	<0.001	0.00
	LTE 2	QPSK20M	Rear Face of Tablet	0	18900	50	0	1	20.50	19.79	1.18	-0.09	0.05	0.06
	LTE 2	QPSK20M	Left Side of Tablet	0	18900	50	0	1	20.50	19.79	1.18	0	0.059	0.07
	LTE 2	QPSK20M	Right Side of Tablet	0	18900	50	0	1	20.50	19.79	1.18	0.11	0.063	0.07
	LTE 2	QPSK20M	Top Side of Tablet	0	18900	50	0	1	20.50	19.79	1.18	0.1	0.665	0.78
	LTE 2	QPSK20M	Bottom Side of Tablet	0	18900	50	0	1	20.50	19.79	1.18	0	<0.001	0.00
	LTE 2	QPSK20M	Top Side of Tablet	0	18900	100	0	1	20.50	19.71	1.20	0.03	0.652	0.78

Body SAR Test Result

System & Position								DUT	SAR					
Plot No.	Band	Mode	Test Position	Separation Distance (mm)	Channel	RB#	RB offset	Battery	Max. Tune-up Power (dBm)	Measured Conducted Power (dBm)	Scaling Factor	Power Drift (dB)	Measured SAR-1g (W/kg)	Scaled SAR-1g (W/kg)
4	LTE 2	QPSK20M	Top Side of Tablet	0	18700	1	0	1	21.50	20.40	1.29	0.01	0.993	1.28
	LTE 2	QPSK20M	Top Side of Tablet	0	19100	1	0	1	21.50	20.44	1.28	-0.03	0.687	0.88
	LTE 2	QPSK20M	Top Side of Tablet	0	18700	1	0	2	21.50	20.40	1.29	0.12	0.898	1.16
	LTE 2	QPSK20M	Top Side of Tablet	0	18900	1	0	2	21.50	20.61	1.23	-0.08	0.852	1.05
	LTE 2	QPSK20M	Top Side of Tablet	0	19100	1	0	2	21.50	20.44	1.28	0.17	0.843	1.08
	LTE 2	QPSK20M	Top Side of Tablet	0	18700	1	0	1	21.50	20.40	1.29	0.12	0.973	1.26
	LTE 4	QPSK20M	Bottom of Laptop	0	20175	1	0	1	20.00	19.27	1.18	0	<0.001	0.00
	LTE 4	QPSK20M	Rear Face of Tablet	0	20175	1	0	1	20.00	19.27	1.18	-0.04	0.045	0.05
	LTE 4	QPSK20M	Left Side of Tablet	0	20175	1	0	1	20.00	19.27	1.18	0.02	0.018	0.02
	LTE 4	QPSK20M	Right Side of Tablet	0	20175	1	0	1	20.00	19.27	1.18	-0.13	0.032	0.04
	LTE 4	QPSK20M	Top Side of Tablet	0	20175	1	0	1	20.00	19.27	1.18	0.01	0.909	1.07
	LTE 4	QPSK20M	Bottom Side of Tablet	0	20175	1	0	1	20.00	19.27	1.18	0	<0.001	0.00
	LTE 4	QPSK20M	Bottom of Laptop	0	20175	50	0	1	19.00	18.32	1.17	0	<0.001	0.00
	LTE 4	QPSK20M	Rear Face of Tablet	0	20175	50	0	1	19.00	18.32	1.17	0.07	0.037	0.04
	LTE 4	QPSK20M	Left Side of Tablet	0	20175	50	0	1	19.00	18.32	1.17	0	<0.001	0.00
	LTE 4	QPSK20M	Right Side of Tablet	0	20175	50	0	1	19.00	18.32	1.17	0.03	0.022	0.03
	LTE 4	QPSK20M	Top Side of Tablet	0	20175	50	0	1	19.00	18.32	1.17	-0.15	0.729	0.85
	LTE 4	QPSK20M	Bottom Side of Tablet	0	20175	50	0	1	19.00	18.32	1.17	0	<0.001	0.00
	LTE 4	QPSK20M	Top Side of Tablet	0	20175	100	0	1	19.00	18.23	1.19	0.03	0.701	0.83
5	LTE 4	QPSK20M	Top Side of Tablet	0	20050	1	0	1	20.00	19.24	1.19	-0.01	1.03	1.23
	LTE 4	QPSK20M	Top Side of Tablet	0	20300	1	0	1	20.00	19.25	1.19	0.09	0.828	0.99
	LTE 4	QPSK20M	Top Side of Tablet	0	20050	50	0	1	19.00	18.16	1.21	-0.03	0.977	1.18
	LTE 4	QPSK20M	Top Side of Tablet	0	20300	50	0	1	19.00	18.21	1.20	0.08	0.786	0.94
	LTE 4	QPSK20M	Top Side of Tablet	0	20050	1	0	2	20.00	19.24	1.19	-0.14	0.971	1.16
	LTE 4	QPSK20M	Top Side of Tablet	0	20175	1	0	2	20.00	19.27	1.18	0.01	0.923	1.09
	LTE 4	QPSK20M	Top Side of Tablet	0	20300	1	0	2	20.00	19.25	1.19	-0.12	0.958	1.14
	LTE 4	QPSK20M	Top Side of Tablet	0	20050	1	0	1	20.00	19.24	1.19	-0.04	0.981	1.17

Body SAR Test Result

System & Position								DUT	SAR					
Plot No.	Band	Mode	Test Position	Separation Distance (mm)	Channel	RB#	RB offset	Battery	Max. Tune-up Power (dBm)	Measured Conducted Power (dBm)	Scaling Factor	Power Drift (dB)	Measured SAR-1g (W/kg)	Scaled SAR-1g (W/kg)
	LTE 5	QPSK10M	Bottom of Laptop	0	20600	1	0	1	23.50	22.89	1.15	0	<0.001	0.00
	LTE 5	QPSK10M	Rear Face of Tablet	0	20600	1	0	1	23.50	22.89	1.15	-0.01	0.072	0.08
	LTE 5	QPSK10M	Left Side of Tablet	0	20600	1	0	1	23.50	22.89	1.15	0	<0.001	0.00
	LTE 5	QPSK10M	Right Side of Tablet	0	20600	1	0	1	23.50	22.89	1.15	0.14	0.095	0.11
	LTE 5	QPSK10M	Top Side of Tablet	0	20600	1	0	1	23.50	22.89	1.15	-0.14	0.8	0.92
	LTE 5	QPSK10M	Bottom Side of Tablet	0	20600	1	0	1	23.50	22.89	1.15	0	<0.001	0.00
	LTE 5	QPSK10M	Bottom of Laptop	0	20600	25	0	1	22.50	21.88	1.15	0	<0.001	0.00
	LTE 5	QPSK10M	Rear Face of Tablet	0	20600	25	0	1	22.50	21.88	1.15	0	<0.001	0.00
	LTE 5	QPSK10M	Left Side of Tablet	0	20600	25	0	1	22.50	21.88	1.15	0	<0.001	0.00
	LTE 5	QPSK10M	Right Side of Tablet	0	20600	25	0	1	22.50	21.88	1.15	0	<0.001	0.00
	LTE 5	QPSK10M	Top Side of Tablet	0	20600	25	0	1	22.50	21.88	1.15	-0.04	0.62	0.71
	LTE 5	QPSK10M	Bottom Side of Tablet	0	20600	25	0	1	22.50	21.88	1.15	0	<0.001	0.00
	LTE 5	QPSK10M	Top Side of Tablet	0	20600	50	0	1	22.50	21.84	1.16	0.13	0.597	0.69
6	LTE 5	QPSK10M	Top Side of Tablet	0	20450	1	0	1	23.50	22.85	1.16	0	0.877	1.02
	LTE 5	QPSK10M	Top Side of Tablet	0	20525	1	0	1	23.50	22.87	1.16	-0.08	0.771	0.89
	CA_5C	QPSK10M	Top Side of Tablet	0	PCC: 20501 SCC: 20600	PCC: 1 SCC: 1	PCC: 49 SCC:0	1	23.50	22.83	1.17	0.03	0.852	1.00
	CA_5C	QPSK10M	Top Side of Tablet	0	PCC: 20450 SCC: 20549	PCC: 1 SCC: 1	PCC: 49 SCC:0	1	23.50	22.81	1.17	0.18	0.842	0.99
	CA_5C	QPSK10M	Top Side of Tablet	0	PCC: 20476 SCC: 20575	PCC: 1 SCC: 1	PCC: 49 SCC:0	1	23.50	22.80	1.17	-0.06	0.813	0.95
	LTE 5	QPSK10M	Top Side of Tablet	0	20450	1	0	2	23.50	22.85	1.16	-0.05	0.816	0.95
	LTE 5	QPSK10M	Top Side of Tablet	0	20525	1	0	2	23.50	22.87	1.16	0.13	0.791	0.92
	LTE 5	QPSK10M	Top Side of Tablet	0	20600	1	0	2	23.50	22.89	1.15	-0.08	0.773	0.89
	LTE 5	QPSK10M	Top Side of Tablet	0	20450	1	0	1	23.50	22.85	1.16	0.11	0.856	0.99

Body SAR Test Result

System & Position								DUT	SAR					
Plot No.	Band	Mode	Test Position	Separation Distance (mm)	Channel	RB#	RB offset	Battery	Max. Tune-up Power (dBm)	Measured Conducted Power (dBm)	Scaling Factor	Power Drift (dB)	Measured SAR-1g (W/kg)	Scaled SAR-1g (W/kg)
	LTE 7	QPSK20M	Bottom of Laptop	0	21350	1	0	1	19.50	18.59	1.23	0	<0.001	0.00
	LTE 7	QPSK20M	Rear Face of Tablet	0	21350	1	0	1	19.50	18.59	1.23	-0.15	0.073	0.09
	LTE 7	QPSK20M	Left Side of Tablet	0	21350	1	0	1	19.50	18.59	1.23	0.19	0.145	0.18
	LTE 7	QPSK20M	Right Side of Tablet	0	21350	1	0	1	19.50	18.59	1.23	0.17	0.109	0.13
	LTE 7	QPSK20M	Top Side of Tablet	0	21350	1	0	1	19.50	18.59	1.23	-0.18	0.965	1.19
	LTE 7	QPSK20M	Bottom Side of Tablet	0	21350	1	0	1	19.50	18.59	1.23	0	<0.001	0.00
	LTE 7	QPSK20M	Bottom of Laptop	0	21350	50	0	1	18.50	17.58	1.24	0	<0.001	0.00
	LTE 7	QPSK20M	Rear Face of Tablet	0	21350	50	0	1	18.50	17.58	1.24	-0.15	0.093	0.12
	LTE 7	QPSK20M	Left Side of Tablet	0	21350	50	0	1	18.50	17.58	1.24	0.18	0.118	0.15
	LTE 7	QPSK20M	Right Side of Tablet	0	21350	50	0	1	18.50	17.58	1.24	0.1	0.08	0.10
	LTE 7	QPSK20M	Top Side of Tablet	0	21350	50	0	1	18.50	17.58	1.24	-0.04	0.822	1.02
	LTE 7	QPSK20M	Bottom Side of Tablet	0	21350	50	0	1	18.50	17.58	1.24	0	<0.001	0.00
	LTE 7	QPSK20M	Top Side of Tablet	0	21350	100	0	1	18.50	17.53	1.25	-0.01	0.805	1.01
	LTE 7	QPSK20M	Top Side of Tablet	0	20850	1	0	1	19.50	18.39	1.29	0.05	0.942	1.22
7	LTE 7	QPSK20M	Top Side of Tablet	0	21100	1	0	1	19.50	18.43	1.28	0.01	0.974	1.25
	LTE 7	QPSK20M	Top Side of Tablet	0	20850	50	0	1	18.50	17.40	1.29	-0.12	0.75	0.97
	LTE 7	QPSK20M	Top Side of Tablet	0	21100	50	0	1	18.50	17.49	1.26	-0.05	0.802	1.01
	CA_7C	QPSK20M	Top Side of Tablet	0	PCC: 20850 SCC: 21048	PCC: 1 SCC: 1	PCC: 99 SCC: 0	1	19.50	18.30	1.32	0.05	0.941	1.24
	CA_7C	QPSK20M	Top Side of Tablet	0	PCC: 21001 SCC: 21199	PCC: 1 SCC: 1	PCC: 99 SCC: 0	1	19.50	18.21	1.35	-0.15	0.903	1.22
	CA_7C	QPSK20M	Top Side of Tablet	0	PCC: 21152 SCC: 21350	PCC: 1 SCC: 1	PCC: 99 SCC: 0	1	19.50	18.24	1.34	0.09	0.921	1.23
	LTE 7	QPSK20M	Top Side of Tablet	0	21100	1	0	2	19.50	18.43	1.28	-0.18	0.884	1.13
	LTE 7	QPSK20M	Top Side of Tablet	0	20850	1	0	2	19.50	18.39	1.29	0.06	0.859	1.11
	LTE 7	QPSK20M	Top Side of Tablet	0	21350	1	0	2	19.50	18.59	1.23	-0.11	0.836	1.03
	LTE 7	QPSK20M	Top Side of Tablet	0	21100	1	0	1	19.50	18.43	1.28	-0.15	0.928	1.19

Body SAR Test Result

System & Position								DUT	SAR					
Plot No.	Band	Mode	Test Position	Separation Distance (mm)	Channel	RB#	RB offset	Battery	Max. Tune-up Power (dBm)	Measured Conducted Power (dBm)	Scaling Factor	Power Drift (dB)	Measured SAR-1g (W/kg)	Scaled SAR-1g (W/kg)
	LTE 12	QPSK10M	Bottom of Laptop	0	23095	1	0	1	23.50	22.88	1.15	0	<0.001	0.00
	LTE 12	QPSK10M	Rear Face of Tablet	0	23095	1	0	1	23.50	22.88	1.15	0	<0.001	0.00
	LTE 12	QPSK10M	Left Side of Tablet	0	23095	1	0	1	23.50	22.88	1.15	0	<0.001	0.00
	LTE 12	QPSK10M	Right Side of Tablet	0	23095	1	0	1	23.50	22.88	1.15	0	<0.001	0.00
8	LTE 12	QPSK10M	Top Side of Tablet	0	23095	1	0	1	23.50	22.88	1.15	0	0.895	1.03
	LTE 12	QPSK10M	Bottom Side of Tablet	0	23095	1	0	1	23.50	22.88	1.15	0	<0.001	0.00
	LTE 12	QPSK10M	Bottom of Laptop	0	23095	25	0	1	22.50	21.86	1.16	0	<0.001	0.00
	LTE 12	QPSK10M	Rear Face of Tablet	0	23095	25	0	1	22.50	21.86	1.16	0	<0.001	0.00
	LTE 12	QPSK10M	Left Side of Tablet	0	23095	25	0	1	22.50	21.86	1.16	0	<0.001	0.00
	LTE 12	QPSK10M	Right Side of Tablet	0	23095	25	0	1	22.50	21.86	1.16	0	<0.001	0.00
	LTE 12	QPSK10M	Top Side of Tablet	0	23095	25	0	1	22.50	21.86	1.16	-0.1	0.827	0.96
	LTE 12	QPSK10M	Bottom Side of Tablet	0	23095	25	0	1	22.50	21.86	1.16	0	<0.001	0.00
	LTE 12	QPSK10M	Top Side of Tablet	0	23095	50	0	1	22.50	21.82	1.17	0.06	0.806	0.94
	LTE 12	QPSK10M	Top Side of Tablet	0	23060	1	0	1	23.50	22.83	1.17	0.07	0.76	0.89
	LTE 12	QPSK10M	Top Side of Tablet	0	23130	1	0	1	23.50	22.87	1.16	0.03	0.775	0.90
	LTE 12	QPSK10M	Top Side of Tablet	0	23060	25	0	1	22.50	21.79	1.18	-0.17	0.698	0.82
	LTE 12	QPSK10M	Top Side of Tablet	0	23130	25	0	1	22.50	21.82	1.17	-0.02	0.717	0.84
	LTE 12	QPSK10M	Top Side of Tablet	0	23095	1	0	2	23.50	22.88	1.15	-0.09	0.87	1.00
	LTE 12	QPSK10M	Top Side of Tablet	0	23060	1	0	2	23.50	22.83	1.17	0.01	0.832	0.97
	LTE 12	QPSK10M	Top Side of Tablet	0	23130	1	0	2	23.50	22.87	1.16	-0.14	0.847	0.98
	LTE 12	QPSK10M	Top Side of Tablet	0	23095	1	0	1	23.50	22.88	1.15	-0.16	0.883	1.02

Body SAR Test Result

System & Position								DUT	SAR					
Plot No.	Band	Mode	Test Position	Separation Distance (mm)	Channel	RB#	RB offset	Battery	Max. Tune-up Power (dBm)	Measured Conducted Power (dBm)	Scaling Factor	Power Drift (dB)	Measured SAR-1g (W/kg)	Scaled SAR-1g (W/kg)
	LTE 13	QPSK10M	Bottom of Laptop	0	23230	1	0	1	23.00	22.89	1.03	0	<0.001	0.00
	LTE 13	QPSK10M	Rear Face of Tablet	0	23230	1	0	1	23.00	22.89	1.03	-0.07	0.102	0.11
	LTE 13	QPSK10M	Left Side of Tablet	0	23230	1	0	1	23.00	22.89	1.03	-0.15	0.105	0.11
	LTE 13	QPSK10M	Right Side of Tablet	0	23230	1	0	1	23.00	22.89	1.03	-0.16	0.103	0.11
9	LTE 13	QPSK10M	Top Side of Tablet	0	23230	1	0	1	23.00	22.89	1.03	0.01	1.19	1.23
	LTE 13	QPSK10M	Bottom Side of Tablet	0	23230	1	0	1	23.00	22.89	1.03	0	<0.001	0.00
	LTE 13	QPSK10M	Bottom of Laptop	0	23230	25	0	1	22.00	21.87	1.03	0	<0.001	0.00
	LTE 13	QPSK10M	Rear Face of Tablet	0	23230	25	0	1	22.00	21.87	1.03	0.15	0.086	0.09
	LTE 13	QPSK10M	Left Side of Tablet	0	23230	25	0	1	22.00	21.87	1.03	0	<0.001	0.00
	LTE 13	QPSK10M	Right Side of Tablet	0	23230	25	0	1	22.00	21.87	1.03	-0.08	0.091	0.09
	LTE 13	QPSK10M	Top Side of Tablet	0	23230	25	0	1	22.00	21.87	1.03	0.09	0.886	0.91
	LTE 13	QPSK10M	Bottom Side of Tablet	0	23230	25	0	1	22.00	21.87	1.03	0	<0.001	0.00
	LTE 13	QPSK10M	Top Side of Tablet	0	23230	50	0	1	22.00	21.82	1.04	-0.12	0.852	0.89
	LTE 13	QPSK10M	Top Side of Tablet	0	23230	1	0	2	23.00	22.89	1.03	0.14	1.12	1.15
	LTE 13	QPSK10M	Top Side of Tablet	0	23230	1	0	1	23.00	22.89	1.03	0.07	1.17	1.21
	LTE 14	QPSK10M	Bottom of Laptop	0	23330	1	0	1	23.50	22.75	1.19	0	<0.001	0.00
	LTE 14	QPSK10M	Rear Face of Tablet	0	23330	1	0	1	23.50	22.75	1.19	-0.11	0.085	0.10
	LTE 14	QPSK10M	Left Side of Tablet	0	23330	1	0	1	23.50	22.75	1.19	0	<0.001	0.00
	LTE 14	QPSK10M	Right Side of Tablet	0	23330	1	0	1	23.50	22.75	1.19	0.01	0.076	0.09
10	LTE 14	QPSK10M	Top Side of Tablet	0	23330	1	0	1	23.50	22.75	1.19	0	1.1	1.31
	LTE 14	QPSK10M	Bottom Side of Tablet	0	23330	1	0	1	23.50	22.75	1.19	0	<0.001	0.00
	LTE 14	QPSK10M	Bottom of Laptop	0	23330	25	0	1	22.50	21.78	1.18	0	<0.001	0.00
	LTE 14	QPSK10M	Rear Face of Tablet	0	23330	25	0	1	22.50	21.78	1.18	0.05	0.064	0.08
	LTE 14	QPSK10M	Left Side of Tablet	0	23330	25	0	1	22.50	21.78	1.18	0	<0.001	0.00
	LTE 14	QPSK10M	Right Side of Tablet	0	23330	25	0	1	22.50	21.78	1.18	0.1	0.062	0.07
	LTE 14	QPSK10M	Top Side of Tablet	0	23330	25	0	1	22.50	21.78	1.18	-0.19	0.872	1.03
	LTE 14	QPSK10M	Bottom Side of Tablet	0	23330	25	0	1	22.50	21.78	1.18	0	<0.001	0.00
	LTE 14	QPSK10M	Top Side of Tablet	0	23330	50	0	1	22.50	21.73	1.19	0.07	0.838	1.00
	LTE 14	QPSK10M	Top Side of Tablet	0	23330	1	0	2	23.50	22.75	1.19	-0.16	1.07	1.27
	LTE 14	QPSK10M	Top Side of Tablet	0	23330	1	0	1	23.50	22.75	1.19	-0.08	1.05	1.25

Body SAR Test Result

System & Position								DUT	SAR					
Plot No.	Band	Mode	Test Position	Separation Distance (mm)	Channel	RB#	RB offset	Battery	Max. Tune-up Power (dBm)	Measured Conducted Power (dBm)	Scaling Factor	Power Drift (dB)	Measured SAR-1g (W/kg)	Scaled SAR-1g (W/kg)
	LTE 17	QPSK10M	Bottom of Laptop	0	23790	1	0	1	23.50	22.89	1.15	0	<0.001	0.00
	LTE 17	QPSK10M	Rear Face of Tablet	0	23790	1	0	1	23.50	22.89	1.15	0	<0.001	0.00
	LTE 17	QPSK10M	Left Side of Tablet	0	23790	1	0	1	23.50	22.89	1.15	0	<0.001	0.00
	LTE 17	QPSK10M	Right Side of Tablet	0	23790	1	0	1	23.50	22.89	1.15	0	<0.001	0.00
11	LTE 17	QPSK10M	Top Side of Tablet	0	23790	1	0	1	23.50	22.89	1.15	0	0.922	1.06
	LTE 17	QPSK10M	Bottom Side of Tablet	0	23790	1	0	1	23.50	22.89	1.15	0	<0.001	0.00
	LTE 17	QPSK10M	Bottom of Laptop	0	23790	25	0	1	22.50	21.85	1.16	0	<0.001	0.00
	LTE 17	QPSK10M	Rear Face of Tablet	0	23790	25	0	1	22.50	21.85	1.16	0	<0.001	0.00
	LTE 17	QPSK10M	Left Side of Tablet	0	23790	25	0	1	22.50	21.85	1.16	0	<0.001	0.00
	LTE 17	QPSK10M	Right Side of Tablet	0	23790	25	0	1	22.50	21.85	1.16	0	<0.001	0.00
	LTE 17	QPSK10M	Top Side of Tablet	0	23790	25	0	1	22.50	21.85	1.16	0.08	0.736	0.85
	LTE 17	QPSK10M	Bottom Side of Tablet	0	23790	25	0	1	22.50	21.85	1.16	0	<0.001	0.00
	LTE 17	QPSK10M	Top Side of Tablet	0	23790	50	0	1	22.50	21.80	1.17	-0.01	0.723	0.85
	LTE 17	QPSK10M	Top Side of Tablet	0	23780	1	0	1	23.50	22.84	1.16	-0.05	0.888	1.03
	LTE 17	QPSK10M	Top Side of Tablet	0	23800	1	0	1	23.50	22.87	1.16	0.12	0.905	1.05
	LTE 17	QPSK10M	Top Side of Tablet	0	23780	25	0	1	22.50	21.81	1.17	-0.06	0.682	0.80
	LTE 17	QPSK10M	Top Side of Tablet	0	23800	25	0	1	22.50	21.83	1.17	-0.17	0.696	0.81
	LTE 17	QPSK10M	Top Side of Tablet	0	23790	1	0	2	23.50	22.89	1.15	0.14	0.91	1.05
	LTE 17	QPSK10M	Top Side of Tablet	0	23780	1	0	2	23.50	22.84	1.16	0.03	0.891	1.03
	LTE 17	QPSK10M	Top Side of Tablet	0	23800	1	0	2	23.50	22.87	1.16	-0.08	0.873	1.01
	LTE 17	QPSK10M	Top Side of Tablet	0	23790	1	0	1	23.50	22.89	1.15	-0.19	0.908	1.04

Body SAR Test Result

System & Position								DUT	SAR					
Plot No.	Band	Mode	Test Position	Separation Distance (mm)	Channel	RB#	RB offset	Battery	Max. Tune-up Power (dBm)	Measured Conducted Power (dBm)	Scaling Factor	Power Drift (dB)	Measured SAR-1g (W/kg)	Scaled SAR-1g (W/kg)
	LTE 25	QPSK20M	Bottom of Laptop	0	26365	1	0	1	21.50	20.52	1.25	0	<0.001	0.00
	LTE 25	QPSK20M	Rear Face of Tablet	0	26365	1	0	1	21.50	20.52	1.25	-0.15	0.055	0.07
	LTE 25	QPSK20M	Left Side of Tablet	0	26365	1	0	1	21.50	20.52	1.25	0.01	0.065	0.08
	LTE 25	QPSK20M	Right Side of Tablet	0	26365	1	0	1	21.50	20.52	1.25	0.15	0.067	0.08
	LTE 25	QPSK20M	Top Side of Tablet	0	26365	1	0	1	21.50	20.52	1.25	-0.11	0.796	1.00
	LTE 25	QPSK20M	Bottom Side of Tablet	0	26365	1	0	1	21.50	20.52	1.25	0	<0.001	0.00
	LTE 25	QPSK20M	Bottom of Laptop	0	26365	50	0	1	20.50	19.65	1.22	0	<0.001	0.00
	LTE 25	QPSK20M	Rear Face of Tablet	0	26365	50	0	1	20.50	19.65	1.22	-0.12	0.045	0.05
	LTE 25	QPSK20M	Left Side of Tablet	0	26365	50	0	1	20.50	19.65	1.22	-0.08	0.058	0.07
	LTE 25	QPSK20M	Right Side of Tablet	0	26365	50	0	1	20.50	19.65	1.22	-0.06	0.049	0.06
	LTE 25	QPSK20M	Top Side of Tablet	0	26365	50	0	1	20.50	19.65	1.22	-0.17	0.641	0.78
	LTE 25	QPSK20M	Bottom Side of Tablet	0	26365	50	0	1	20.50	19.65	1.22	0	<0.001	0.00
	LTE 25	QPSK20M	Top Side of Tablet	0	26365	100	0	1	20.50	19.61	1.23	0.02	0.629	0.77
12	LTE 25	QPSK20M	Top Side of Tablet	0	26140	1	0	1	21.50	20.39	1.29	0	0.962	1.24
	LTE 25	QPSK20M	Top Side of Tablet	0	26590	1	0	1	21.50	20.25	1.33	0.17	0.657	0.87
	LTE 25	QPSK20M	Top Side of Tablet	0	26140	1	0	2	21.50	20.39	1.29	0.14	0.895	1.15
	LTE 25	QPSK20M	Top Side of Tablet	0	26365	1	0	2	21.50	20.52	1.25	0.14	0.731	0.91
	LTE 25	QPSK20M	Top Side of Tablet	0	26590	1	0	2	21.50	20.25	1.33	0.14	0.613	0.82
	LTE 25	QPSK20M	Top Side of Tablet	0	26140	1	0	1	21.50	20.39	1.29	-0.03	0.914	1.18

Body SAR Test Result

System & Position								DUT	SAR					
Plot No.	Band	Mode	Test Position	Separation Distance (mm)	Channel	RB#	RB offset	Battery	Max. Tune-up Power (dBm)	Measured Conducted Power (dBm)	Scaling Factor	Power Drift (dB)	Measured SAR-1g (W/kg)	Scaled SAR-1g (W/kg)
	LTE 26	QPSK15M	Bottom of Laptop	0	26965	1	0	1	23.50	22.86	1.16	0	<0.001	0.00
	LTE 26	QPSK15M	Rear Face of Tablet	0	26965	1	0	1	23.50	22.86	1.16	-0.15	0.07	0.08
	LTE 26	QPSK15M	Left Side of Tablet	0	26965	1	0	1	23.50	22.86	1.16	0	<0.001	0.00
	LTE 26	QPSK15M	Right Side of Tablet	0	26965	1	0	1	23.50	22.86	1.16	0	<0.001	0.00
13	LTE 26	QPSK15M	Top Side of Tablet	0	26965	1	0	1	23.50	22.86	1.16	0.01	0.926	1.07
	LTE 26	QPSK15M	Bottom Side of Tablet	0	26965	1	0	1	23.50	22.86	1.16	0	<0.001	0.00
	LTE 26	QPSK15M	Bottom of Laptop	0	26965	36	0	1	22.50	21.87	1.16	0	<0.001	0.00
	LTE 26	QPSK15M	Rear Face of Tablet	0	26965	36	0	1	22.50	21.87	1.16	0	<0.001	0.00
	LTE 26	QPSK15M	Left Side of Tablet	0	26965	36	0	1	22.50	21.87	1.16	0	<0.001	0.00
	LTE 26	QPSK15M	Right Side of Tablet	0	26965	36	0	1	22.50	21.87	1.16	0	<0.001	0.00
	LTE 26	QPSK15M	Top Side of Tablet	0	26965	36	0	1	22.50	21.87	1.16	0	0.625	0.73
	LTE 26	QPSK15M	Bottom Side of Tablet	0	26965	36	0	1	22.50	21.87	1.16	0	<0.001	0.00
	LTE 26	QPSK15M	Top Side of Tablet	0	26965	75	0	1	22.50	21.76	1.19	0.03	0.602	0.72
	LTE 26	QPSK15M	Top Side of Tablet	0	26765	1	0	1	23.50	22.85	1.16	-0.19	0.803	0.93
	LTE 26	QPSK15M	Top Side of Tablet	0	26865	1	0	1	23.50	22.84	1.16	-0.1	0.861	1.00
	LTE 26	QPSK15M	Top Side of Tablet	0	26915	1	0	1	23.50	22.74	1.19	-0.07	0.825	0.98
	LTE 26	QPSK15M	Top Side of Tablet	0	26765	1	0	2	23.50	22.85	1.16	-0.15	0.891	1.03
	LTE 26	QPSK15M	Top Side of Tablet	0	26865	1	0	2	23.50	22.84	1.16	-0.19	0.802	0.93
	LTE 26	QPSK15M	Top Side of Tablet	0	26915	1	0	2	23.50	22.74	1.19	-0.02	0.836	0.99
	LTE 26	QPSK15M	Top Side of Tablet	0	26965	1	0	2	23.50	22.86	1.16	-0.19	0.859	1.00
	LTE 26	QPSK15M	Top Side of Tablet	0	26965	1	0	1	23.50	22.86	1.16	0.04	0.881	1.02

Body SAR Test Result

System & Position								DUT	SAR					
Plot No.	Band	Mode	Test Position	Separation Distance (mm)	Channel	RB#	RB offset	Battery	Max. Tune-up Power (dBm)	Measured Conducted Power (dBm)	Scaling Factor	Power Drift (dB)	Measured SAR-1g (W/kg)	Scaled SAR-1g (W/kg)
	LTE 38	QPSK20M	Bottom of Laptop	0	38000	1	0	1	21.00	20.58	1.10	0	<0.001	0.00
	LTE 38	QPSK20M	Rear Face of Tablet	0	38000	1	0	1	21.00	20.58	1.10	0.08	0.096	0.11
	LTE 38	QPSK20M	Left Side of Tablet	0	38000	1	0	1	21.00	20.58	1.10	-0.07	0.125	0.14
	LTE 38	QPSK20M	Right Side of Tablet	0	38000	1	0	1	21.00	20.58	1.10	0.13	0.09	0.10
	LTE 38	QPSK20M	Top Side of Tablet	0	38000	1	0	1	21.00	20.58	1.10	-0.18	0.973	1.07
	LTE 38	QPSK20M	Bottom Side of Tablet	0	38000	1	0	1	21.00	20.58	1.10	0	<0.001	0.00
	LTE 38	QPSK20M	Bottom of Laptop	0	38000	50	0	1	20.00	19.55	1.11	0	<0.001	0.00
	LTE 38	QPSK20M	Rear Face of Tablet	0	38000	50	0	1	20.00	19.55	1.11	-0.18	0.08	0.09
	LTE 38	QPSK20M	Left Side of Tablet	0	38000	50	0	1	20.00	19.55	1.11	0.09	0.092	0.10
	LTE 38	QPSK20M	Right Side of Tablet	0	38000	50	0	1	20.00	19.55	1.11	-0.15	0.056	0.06
	LTE 38	QPSK20M	Top Side of Tablet	0	38000	50	0	1	20.00	19.55	1.11	-0.05	0.834	0.93
	LTE 38	QPSK20M	Bottom Side of Tablet	0	38000	50	0	1	20.00	19.55	1.11	0	<0.001	0.00
	LTE 38	QPSK20M	Top Side of Tablet	0	38000	100	0	1	20.00	19.52	1.12	-0.11	0.822	0.92
	LTE 38	QPSK20M	Top Side of Tablet	0	37850	1	0	1	21.00	20.46	1.13	-0.09	0.973	1.10
14	LTE 38	QPSK20M	Top Side of Tablet	0	38150	1	0	1	21.00	20.52	1.12	0.01	1.04	1.16
	LTE 38	QPSK20M	Top Side of Tablet	0	37850	50	0	1	20.00	19.51	1.12	-0.03	0.775	0.87
	LTE 38	QPSK20M	Top Side of Tablet	0	38150	50	0	1	20.00	19.43	1.14	-0.14	0.789	0.90
	CA_38C	QPSK20M	Top Side of Tablet	0	PCC: 37850 SCC: 38048	PCC: 1 SCC: 1	PCC: 99 SCC: 0	1	21.00	20.36	1.16	-0.06	0.863	1.00
	CA_38C	QPSK20M	Top Side of Tablet	0	PCC: 37901 SCC: 38099	PCC: 1 SCC: 1	PCC: 99 SCC: 0	1	21.00	20.29	1.18	0.12	0.821	0.97
	CA_38C	QPSK20M	Top Side of Tablet	0	PCC: 37952 SCC: 38150	PCC: 1 SCC: 1	PCC: 99 SCC: 0	1	21.00	20.30	1.17	0.09	0.839	0.98
	LTE 38	QPSK20M	Top Side of Tablet	0	38150	1	0	2	21.00	20.52	1.12	-0.12	0.914	1.02
	LTE 38	QPSK20M	Top Side of Tablet	0	37850	1	0	2	21.00	20.46	1.13	-0.01	0.872	0.99
	LTE 38	QPSK20M	Top Side of Tablet	0	38000	1	0	2	21.00	20.58	1.10	0.06	0.898	0.99
	LTE 38	QPSK20M	Top Side of Tablet	0	38150	1	0	1	21.00	20.52	1.12	-0.12	0.99	1.11

Body SAR Test Result

System & Position								DUT	SAR					
Plot No.	Band	Mode	Test Position	Separation Distance (mm)	Channel	RB#	RB offset	Battery	Max. Tune-up Power (dBm)	Measured Conducted Power (dBm)	Scaling Factor	Power Drift (dB)	Measured SAR-1g (W/kg)	Scaled SAR-1g (W/kg)
	LTE 41	QPSK20M	Bottom of Laptop	0	40620	1	0	1	21.00	19.60	1.38	0	<0.001	0.00
	LTE 41	QPSK20M	Rear Face of Tablet	0	40620	1	0	1	21.00	19.60	1.38	0.03	0.075	0.10
	LTE 41	QPSK20M	Left Side of Tablet	0	40620	1	0	1	21.00	19.60	1.38	-0.14	0.108	0.15
	LTE 41	QPSK20M	Right Side of Tablet	0	40620	1	0	1	21.00	19.60	1.38	0.14	0.061	0.08
	LTE 41	QPSK20M	Top Side of Tablet	0	40620	1	0	1	21.00	19.60	1.38	-0.05	0.873	1.20
	LTE 41	QPSK20M	Bottom Side of Tablet	0	40620	1	0	1	21.00	19.60	1.38	0	<0.001	0.00
	LTE 41	QPSK20M	Bottom of Laptop	0	40620	50	0	1	20.00	18.77	1.33	0	<0.001	0.00
	LTE 41	QPSK20M	Rear Face of Tablet	0	40620	50	0	1	20.00	18.77	1.33	0.15	0.059	0.08
	LTE 41	QPSK20M	Left Side of Tablet	0	40620	50	0	1	20.00	18.77	1.33	-0.1	0.085	0.11
	LTE 41	QPSK20M	Right Side of Tablet	0	40620	50	0	1	20.00	18.77	1.33	0.12	0.057	0.08
	LTE 41	QPSK20M	Top Side of Tablet	0	40620	50	0	1	20.00	18.77	1.33	-0.12	0.722	0.96
	LTE 41	QPSK20M	Bottom Side of Tablet	0	40620	50	0	1	20.00	18.77	1.33	0	<0.001	0.00
	LTE 41	QPSK20M	Top Side of Tablet	0	40620	100	0	1	20.00	18.67	1.36	-0.11	0.713	0.97
	LTE 41	QPSK20M	Top Side of Tablet	0	39750	1	0	1	21.00	19.41	1.44	-0.07	0.809	1.16
	LTE 41	QPSK20M	Top Side of Tablet	0	40185	1	0	1	21.00	19.43	1.44	-0.16	0.78	1.12
15	LTE 41	QPSK20M	Top Side of Tablet	0	41055	1	0	1	21.00	19.58	1.39	0	0.931	1.29
	LTE 41	QPSK20M	Top Side of Tablet	0	41490	1	0	1	21.00	19.46	1.43	-0.08	0.769	1.10
	LTE 41	QPSK20M	Top Side of Tablet	0	39750	50	0	1	20.00	18.48	1.42	-0.17	0.669	0.95
	LTE 41	QPSK20M	Top Side of Tablet	0	40185	50	0	1	20.00	18.38	1.45	0.06	0.645	0.94
	LTE 41	QPSK20M	Top Side of Tablet	0	41055	50	0	1	20.00	18.53	1.40	-0.14	0.77	1.08
	LTE 41	QPSK20M	Top Side of Tablet	0	41055	50	0	1	20.00	18.53	1.40	-0.18	0.636	0.89
	CA_41C	QPSK20M	Top Side of Tablet	0	PCC: 39750 SCC: 39948	PCC: 1 SCC: 1	PCC: 99 SCC: 0	1	21.00	19.36	1.46	0.15	0.821	1.20
	CA_41C	QPSK20M	Top Side of Tablet	0	PCC: 40521 SCC: 40719	PCC: 1 SCC: 1	PCC: 99 SCC: 0	1	21.00	19.42	1.44	-0.09	0.843	1.21
	CA_41C	QPSK20M	Top Side of Tablet	0	PCC: 41292 SCC: 41490	PCC: 1 SCC: 1	PCC: 99 SCC: 0	1	21.00	19.03	1.57	0.01	0.795	1.25
	LTE 41	QPSK20M	Top Side of Tablet	0	41055	1	0	2	21.00	19.58	1.39	0.14	0.873	1.21
	LTE 41	QPSK20M	Top Side of Tablet	0	39750	1	0	2	21.00	19.41	1.44	0.12	0.751	1.08
	LTE 41	QPSK20M	Top Side of Tablet	0	40185	1	0	2	21.00	19.43	1.44	-0.01	0.816	1.18
	LTE 41	QPSK20M	Top Side of Tablet	0	40620	1	0	2	21.00	19.60	1.38	-0.07	0.852	1.18
	LTE 41	QPSK20M	Top Side of Tablet	0	41490	1	0	2	21.00	19.46	1.43	0.14	0.798	1.14

Body SAR Test Result

System & Position								DUT	SAR					
Plot No.	Band	Mode	Test Position	Separation Distance (mm)	Channel	RB#	RB offset	Battery	Max. Tune-up Power (dBm)	Measured Conducted Power (dBm)	Scaling Factor	Power Drift (dB)	Measured SAR-1g (W/kg)	Scaled SAR-1g (W/kg)
	LTE 41	QPSK20M	Top Side of Tablet	0	41055	1	0	1	21.00	19.58	1.39	0.15	0.887	1.23
	LTE 42	QPSK20M	Bottom of Laptop	0	43490	1	0	1	22.00	21.00	1.26	0	<0.001	0.00
	LTE 42	QPSK20M	Rear Face of Tablet	0	43490	1	0	1	22.00	21.00	1.26	0.03	0.098	0.12
	LTE 42	QPSK20M	Left Side of Tablet	0	43490	1	0	1	22.00	21.00	1.26	0.04	0.205	0.26
	LTE 42	QPSK20M	Right Side of Tablet	0	43490	1	0	1	22.00	21.00	1.26	-0.08	0.066	0.08
16	LTE 42	QPSK20M	Top Side of Tablet	0	43490	1	0	1	22.00	21.00	1.26	0	1.03	1.30
	LTE 42	QPSK20M	Bottom Side of Tablet	0	43490	1	0	1	22.00	21.00	1.26	0	<0.001	0.00
	LTE 42	QPSK20M	Bottom of Laptop	0	43490	50	0	1	21.00	19.99	1.26	0	<0.001	0.00
	LTE 42	QPSK20M	Rear Face of Tablet	0	43490	50	0	1	21.00	19.99	1.26	-0.16	0.077	0.10
	LTE 42	QPSK20M	Left Side of Tablet	0	43490	50	0	1	21.00	19.99	1.26	0.01	0.137	0.17
	LTE 42	QPSK20M	Right Side of Tablet	0	43490	50	0	1	21.00	19.99	1.26	-0.13	0.06	0.08
	LTE 42	QPSK20M	Top Side of Tablet	0	43490	50	0	1	21.00	19.99	1.26	0.08	0.831	1.05
	LTE 42	QPSK20M	Bottom Side of Tablet	0	43490	50	0	1	21.00	19.99	1.26	0	<0.001	0.00
	LTE 42	QPSK20M	Top Side of Tablet	0	43490	100	0	1	21.00	19.89	1.29	-0.02	0.817	1.05
	LTE 42	QPSK20M	Top Side of Tablet	0	42190	1	0	1	22.00	20.97	1.27	-0.02	0.645	0.82
	LTE 42	QPSK20M	Top Side of Tablet	0	43190	1	0	1	22.00	20.93	1.28	-0.08	0.786	1.01
	LTE 42	QPSK20M	Top Side of Tablet	0	43340	1	0	1	22.00	20.96	1.27	-0.07	0.837	1.06
	LTE 42	QPSK20M	Top Side of Tablet	0	42190	50	0	1	21.00	19.95	1.27	0.09	0.52	0.66
	LTE 42	QPSK20M	Top Side of Tablet	0	43190	50	0	1	21.00	19.88	1.29	-0.03	0.634	0.82
	LTE 42	QPSK20M	Top Side of Tablet	0	43340	50	0	1	21.00	19.95	1.27	-0.05	0.675	0.86
	LTE 42	QPSK20M	Top Side of Tablet	0	43490	1	0	2	22.00	21.00	1.26	0.19	0.996	1.25
	LTE 42	QPSK20M	Top Side of Tablet	0	42190	1	0	2	22.00	20.97	1.27	0.09	0.621	0.79
	LTE 42	QPSK20M	Top Side of Tablet	0	42840	1	0	2	22.00	20.94	1.28	-0.13	0.653	0.84
	LTE 42	QPSK20M	Top Side of Tablet	0	43190	1	0	2	22.00	20.93	1.28	-0.02	0.749	0.96
	LTE 42	QPSK20M	Top Side of Tablet	0	43340	1	0	2	22.00	20.96	1.27	0.11	0.802	1.02
	LTE 42	QPSK20M	Top Side of Tablet	0	43490	1	0	1	22.00	21.00	1.26	-0.14	1.01	1.27

Body SAR Test Result

System & Position								DUT	SAR					
Plot No.	Band	Mode	Test Position	Separation Distance (mm)	Channel	RB#	RB offset	Battery	Max. Tune-up Power (dBm)	Measured Conducted Power (dBm)	Scaling Factor	Power Drift (dB)	Measured SAR-1g (W/kg)	Scaled SAR-1g (W/kg)
	LTE 43	QPSK20M	Bottom of Laptop	0	43690	1	0	1	20.00	19.11	1.23	0	<0.001	0.00
	LTE 43	QPSK20M	Rear Face of Tablet	0	43690	1	0	1	20.00	19.11	1.23	-0.12	0.053	0.07
	LTE 43	QPSK20M	Left Side of Tablet	0	43690	1	0	1	20.00	19.11	1.23	-0.12	0.123	0.15
	LTE 43	QPSK20M	Right Side of Tablet	0	43690	1	0	1	20.00	19.11	1.23	0.07	0.056	0.07
	LTE 43	QPSK20M	Top Side of Tablet	0	43690	1	0	1	20.00	19.11	1.23	0.08	0.601	0.74
	LTE 43	QPSK20M	Bottom Side of Tablet	0	43690	1	0	1	20.00	19.11	1.23	0	<0.001	0.00
	LTE 43	QPSK20M	Bottom of Laptop	0	43690	50	0	1	19.00	18.08	1.24	0	<0.001	0.00
	LTE 43	QPSK20M	Rear Face of Tablet	0	43690	50	0	1	19.00	18.08	1.24	-0.05	0.045	0.06
	LTE 43	QPSK20M	Left Side of Tablet	0	43690	50	0	1	19.00	18.08	1.24	0.13	0.063	0.08
	LTE 43	QPSK20M	Right Side of Tablet	0	43690	50	0	1	19.00	18.08	1.24	0.17	0.039	0.05
	LTE 43	QPSK20M	Top Side of Tablet	0	43690	50	0	1	19.00	18.08	1.24	-0.12	0.564	0.70
	LTE 43	QPSK20M	Bottom Side of Tablet	0	43690	50	0	1	19.00	18.08	1.24	0	<0.001	0.00
	LTE 43	QPSK20M	Top Side of Tablet	0	43690	100	0	1	19.00	18.04	1.25	0.03	0.552	0.69
	LTE 43	QPSK20M	Top Side of Tablet	0	44090	1	0	1	20.00	18.67	1.36	0.13	0.664	0.90
	LTE 43	QPSK20M	Top Side of Tablet	0	44490	1	0	1	20.00	18.70	1.35	0.06	0.747	1.01
	LTE 43	QPSK20M	Top Side of Tablet	0	44590	1	0	1	20.00	18.61	1.38	0.06	0.776	1.07
	LTE 43	QPSK20M	Top Side of Tablet	0	44990	1	0	1	20.00	18.80	1.32	0.15	0.885	1.17
17	LTE 43	QPSK20M	Top Side of Tablet	0	45490	1	0	1	20.00	18.91	1.29	-0.03	0.951	1.23
	LTE 43	QPSK20M	Top Side of Tablet	0	45490	1	0	2	20.00	18.91	1.29	-0.16	0.813	1.05
	LTE 43	QPSK20M	Top Side of Tablet	0	43690	1	0	2	20.00	19.11	1.23	0.09	0.583	0.72
	LTE 43	QPSK20M	Top Side of Tablet	0	44090	1	0	2	20.00	18.67	1.36	0.01	0.621	0.84
	LTE 43	QPSK20M	Top Side of Tablet	0	44590	1	0	2	20.00	18.61	1.38	0.07	0.703	0.97
	LTE 43	QPSK20M	Top Side of Tablet	0	44990	1	0	2	20.00	18.80	1.32	-0.03	0.821	1.08
	LTE 43	QPSK20M	Top Side of Tablet	0	45490	1	0	1	20.00	18.91	1.29	0.01	0.922	1.19

Body SAR Test Result

System & Position								DUT	SAR					
Plot No.	Band	Mode	Test Position	Separation Distance (mm)	Channel	RB#	RB offset	Battery	Max. Tune-up Power (dBm)	Measured Conducted Power (dBm)	Scaling Factor	Power Drift (dB)	Measured SAR-1g (W/kg)	Scaled SAR-1g (W/kg)
	LTE 48	QPSK20M	Bottom of Laptop	0	55780	1	0	1	22.00	21.43	1.14	0	<0.001	0.00
	LTE 48	QPSK20M	Rear Face of Tablet	0	55780	1	0	1	22.00	21.43	1.14	-0.09	0.097	0.11
	LTE 48	QPSK20M	Left Side of Tablet	0	55780	1	0	1	22.00	21.43	1.14	0.16	0.225	0.26
	LTE 48	QPSK20M	Right Side of Tablet	0	55780	1	0	1	22.00	21.43	1.14	0.11	0.087	0.10
18	LTE 48	QPSK20M	Top Side of Tablet	0	55780	1	0	1	22.00	21.43	1.14	0.09	1.17	1.33
	LTE 48	QPSK20M	Bottom Side of Tablet	0	55780	1	0	1	22.00	21.43	1.14	0	<0.001	0.00
	LTE 48	QPSK20M	Bottom of Laptop	0	55780	50	0	1	21.00	20.47	1.13	0	<0.001	0.00
	LTE 48	QPSK20M	Rear Face of Tablet	0	55780	50	0	1	21.00	20.47	1.13	0.01	0.099	0.11
	LTE 48	QPSK20M	Left Side of Tablet	0	55780	50	0	1	21.00	20.47	1.13	-0.07	0.144	0.16
	LTE 48	QPSK20M	Right Side of Tablet	0	55780	50	0	1	21.00	20.47	1.13	-0.04	0.076	0.09
	LTE 48	QPSK20M	Top Side of Tablet	0	55780	50	0	1	21.00	20.47	1.13	-0.03	0.809	0.91
	LTE 48	QPSK20M	Bottom Side of Tablet	0	55780	50	0	1	21.00	20.47	1.13	0	<0.001	0.00
	LTE 48	QPSK20M	Top Side of Tablet	0	55780	100	0	1	21.00	20.39	1.15	0.12	0.789	0.91
	LTE 48	QPSK20M	Top Side of Tablet	0	55340	1	0	1	22.00	21.41	1.15	0.07	0.846	0.97
	LTE 48	QPSK20M	Top Side of Tablet	0	56210	1	0	1	22.00	21.28	1.18	-0.02	0.842	0.99
	LTE 48	QPSK20M	Top Side of Tablet	0	56640	1	0	1	22.00	21.20	1.20	-0.16	1.08	1.30
	LTE 48	QPSK20M	Top Side of Tablet	0	55780	1	0	2	22.00	21.43	1.14	0.04	1.15	1.31
	LTE 48	QPSK20M	Top Side of Tablet	0	55340	1	0	2	22.00	21.41	1.15	-0.13	0.831	0.96
	LTE 48	QPSK20M	Top Side of Tablet	0	56210	1	0	2	22.00	21.28	1.18	0.05	0.825	0.97
	LTE 48	QPSK20M	Top Side of Tablet	0	56640	1	0	2	22.00	21.20	1.20	-0.09	1.01	1.21
	LTE 48	QPSK20M	Top Side of Tablet	0	55780	1	0	1	22.00	21.43	1.14	-0.13	1.13	1.29

Body SAR Test Result

System & Position								DUT	SAR					
Plot No.	Band	Mode	Test Position	Separation Distance (mm)	Channel	RB#	RB offset	Battery	Max. Tune-up Power (dBm)	Measured Conducted Power (dBm)	Scaling Factor	Power Drift (dB)	Measured SAR-1g (W/kg)	Scaled SAR-1g (W/kg)
	LTE 66	QPSK20M	Bottom of Laptop	0	132322	1	0	1	20.00	19.46	1.13	0	<0.001	0.00
	LTE 66	QPSK20M	Rear Face of Tablet	0	132322	1	0	1	20.00	19.46	1.13	-0.15	0.042	0.05
	LTE 66	QPSK20M	Left Side of Tablet	0	132322	1	0	1	20.00	19.46	1.13	0.1	0.022	0.02
	LTE 66	QPSK20M	Right Side of Tablet	0	132322	1	0	1	20.00	19.46	1.13	0.18	0.024	0.03
	LTE 66	QPSK20M	Top Side of Tablet	0	132322	1	0	1	20.00	19.46	1.13	0.18	0.929	1.05
	LTE 66	QPSK20M	Bottom Side of Tablet	0	132322	1	0	1	20.00	19.46	1.13	0	<0.001	0.00
	LTE 66	QPSK20M	Bottom of Laptop	0	132322	50	0	1	19.00	18.49	1.12	0	<0.001	0.00
	LTE 66	QPSK20M	Rear Face of Tablet	0	132322	50	0	1	19.00	18.49	1.12	0.17	0.033	0.04
	LTE 66	QPSK20M	Left Side of Tablet	0	132322	50	0	1	19.00	18.49	1.12	0	<0.001	0.00
	LTE 66	QPSK20M	Right Side of Tablet	0	132322	50	0	1	19.00	18.49	1.12	0	<0.001	0.00
	LTE 66	QPSK20M	Top Side of Tablet	0	132322	50	0	1	19.00	18.49	1.12	0.15	0.713	0.80
	LTE 66	QPSK20M	Bottom Side of Tablet	0	132322	50	0	1	19.00	18.49	1.12	0	<0.001	0.00
	LTE 66	QPSK20M	Top Side of Tablet	0	132322	100	0	1	19.00	18.41	1.15	0.12	0.702	0.81
19	LTE 66	QPSK20M	Top Side of Tablet	0	132072	1	0	1	20.00	19.17	1.21	0	1.08	1.31
	LTE 66	QPSK20M	Top Side of Tablet	0	132572	1	0	1	20.00	19.39	1.15	-0.03	0.743	0.85
	LTE 66	QPSK20M	Top Side of Tablet	0	132072	1	0	2	20.00	19.17	1.21	-0.06	1.01	1.22
	LTE 66	QPSK20M	Top Side of Tablet	0	132322	1	0	2	20.00	19.46	1.13	0.17	0.963	1.09
	LTE 66	QPSK20M	Top Side of Tablet	0	132572	1	0	2	20.00	19.39	1.15	0.08	0.981	1.13
	LTE 66	QPSK20M	Top Side of Tablet	0	132072	1	0	1	20.00	19.17	1.21	-0.12	1.04	1.26

Body SAR Test Result

System & Position								DUT	SAR					
Plot No.	Band	Mode	Test Position	Separation Distance (mm)	Channel	RB#	RB offset	Battery	Max. Tune-up Power (dBm)	Measured Conducted Power (dBm)	Scaling Factor	Power Drift (dB)	Measured SAR-1g (W/kg)	Scaled SAR-1g (W/kg)
	LTE 71	QPSK20M	Bottom of Laptop	0	133297	1	0	1	23.50	22.89	1.15	0	<0.001	0.00
	LTE 71	QPSK20M	Rear Face of Tablet	0	133297	1	0	1	23.50	22.89	1.15	0	<0.001	0.00
	LTE 71	QPSK20M	Left Side of Tablet	0	133297	1	0	1	23.50	22.89	1.15	0	<0.001	0.00
	LTE 71	QPSK20M	Right Side of Tablet	0	133297	1	0	1	23.50	22.89	1.15	-0.03	0.128	0.15
	LTE 71	QPSK20M	Top Side of Tablet	0	133297	1	0	1	23.50	22.89	1.15	-0.07	0.784	0.90
	LTE 71	QPSK20M	Bottom Side of Tablet	0	133297	1	0	1	23.50	22.89	1.15	0	<0.001	0.00
	LTE 71	QPSK20M	Bottom of Laptop	0	133297	50	0	1	22.50	21.89	1.15	0	<0.001	0.00
	LTE 71	QPSK20M	Rear Face of Tablet	0	133297	50	0	1	22.50	21.89	1.15	0	<0.001	0.00
	LTE 71	QPSK20M	Left Side of Tablet	0	133297	50	0	1	22.50	21.89	1.15	0	<0.001	0.00
	LTE 71	QPSK20M	Right Side of Tablet	0	133297	50	0	1	22.50	21.89	1.15	0.08	0.09	0.10
	LTE 71	QPSK20M	Top Side of Tablet	0	133297	50	0	1	22.50	21.89	1.15	0.12	0.668	0.77
	LTE 71	QPSK20M	Bottom Side of Tablet	0	133297	50	0	1	22.50	21.89	1.15	0	<0.001	0.00
	LTE 71	QPSK20M	Top Side of Tablet	0	133297	100	0	1	22.50	21.79	1.18	0.03	0.647	0.76
	LTE 71	QPSK20M	Top Side of Tablet	0	133222	1	0	1	23.50	22.82	1.17	0.06	0.773	0.90
20	LTE 71	QPSK20M	Top Side of Tablet	0	133372	1	0	1	23.50	22.87	1.16	-0.02	0.824	0.96
	LTE 71	QPSK20M	Top Side of Tablet	0	133372	1	0	2	23.50	22.87	1.16	-0.08	0.805	0.93
	LTE 71	QPSK20M	Top Side of Tablet	0	133297	1	0	2	23.50	22.89	1.15	0.11	0.773	0.89
	LTE 71	QPSK20M	Top Side of Tablet	0	133222	1	0	2	23.50	22.82	1.17	-0.02	0.741	0.87
	LTE 71	QPSK20M	Top Side of Tablet	0	133372	1	0	1	23.50	22.87	1.16	-0.03	0.791	0.92

Body SAR Test Result

System & Position						DUT		SAR										Power Density								
Plot No.	Band	Mode	Test Position	Separation Distance (mm)	Channel	Ant Status	Battery	Duty Cycle	Crest Factor	Max. Tune-up Power (dBm)	Measured Conducted Power (dBm)	Scaling Factor	Power Drift (dB)	Measured SAR-1g (W/kg)	Scaled SAR-1g (W/kg)	Measured APD W/m^2 (4cm^2)	Scaled APD W/m^2 (4cm^2)	Grid Step [λ]	iPD [W/m2]	Scaling Factor for Measurement Uncertainty	Averaging Area [cm2]	Power Drift [dB]	Normal psPD [W/m2]	Scaled Normal psPD [W/m2]	Total psPD [W/m2]	Scaled Total psPD [W/m2]
21	WLAN2.4G	802.11b	Right Side	0	11	Ant 1	1	99.50	1.01	18.50	17.66	1.21	0	0.369	0.45	-	-									
																	-									
22	WLAN5.3G	802.11ac VHT160	Right Side	0	50	Ant 1	1	98.70	1.01	16.00	15.91	1.02	-0.01	0.943	0.97	-	-									
	WLAN5.3G	802.11ac VHT160	Right Side	0	50	Ant 1	1	98.70	1.01	16.00	15.91	1.02	-0.16	0.896	0.92	-	-									
																	-									
23	WLAN5.6G	802.11ac VHT160	Right Side	0	**114**	Ant 1	1	98.70	1.01	14.00	13.98	1.00	0.19	0.83	0.84	-	-									
	WLAN5.6G	802.11ac VHT160	Right Side	0	**114**	Ant 1	1	98.70	1.01	14.00	13.98	1.00	-0.02	0.805	0.81	-	-									
25	WLAN5.8G	802.11ac VHT80	Right Side	0	155	Ant 1	1	97.80	1.02	14.50	14.32	1.04	0.09	1.04	1.10	-	-									
	WLAN5.8G	802.11ac VHT80	Right Side	0	155	Ant 1	1	97.80	1.02	14.50	14.32	1.04	-0.17	0.998	1.06	-	-									
26	WLAN5.9G	802.11ac VHT160	Right Side	0	163	Ant 1	1	98.70	1.01	13.50	13.43	1.02	0.08	0.962	0.99	-	-									
	WLAN5.9G	802.11ac VHT160	Right Side	0	163	Ant 1	1	98.70	1.01	13.50	13.43	1.02	-0.15	0.924	0.95	-	-									
27	BT	BDR	Right Side	0	39	Ant 1	1	76.80	1.30	15.25	14.82	1.10	-0.01	0.128	0.18	-	-									
29	UNII-5	802.11ax HE160	Right Side	0	15	Ant 1	1	98.80	1.01	10.50	10.33	1.04	0.15	0.559	0.59	3.14	3.30	0.0502	19.00	1.545	4.00	0.11	2.92	4.74	4.08	6.62

Appendix G. SAR Measurement Variability

SAR repeated measurement are shown as below.

Repeated SAR							
Plot	Band	Mode	Test Position	Ch.	Original Measured SAR-1g (W/kg)	1st Repeated SAR-1g (W/kg)	L/S Ratio
R01	WCDMA II	RMC12.2K	Top Side of Tablet	9262	1.04	0.993	1.05
R02	WCDMA IV	RMC12.2K	Top Side of Tablet	1312	0.979	0.947	1.03
R03	WCDMA V	RMC12.2K	Top Side of Tablet	4132	0.94	0.908	1.04
R04	LTE 2	QPSK20M	Top Side of Tablet	18700	0.993	0.973	1.02
R05	LTE 4	QPSK20M	Top Side of Tablet	20050	1.03	0.981	1.05
R06	LTE 5	QPSK10M	Top Side of Tablet	20450	0.877	0.856	1.02
R07	LTE 7	QPSK20M	Top Side of Tablet	21100	0.974	0.928	1.05
R08	LTE 12	QPSK10M	Top Side of Tablet	23095	0.895	0.883	1.01
R09	LTE 13	QPSK10M	Top Side of Tablet	23230	1.19	1.17	1.02
R10	LTE 14	QPSK10M	Top Side of Tablet	23330	1.1	1.05	1.05
R11	LTE 17	QPSK10M	Top Side of Tablet	23790	0.922	0.908	1.02
R12	LTE 25	QPSK20M	Top Side of Tablet	26140	0.962	0.914	1.05
R13	LTE 26	QPSK15M	Top Side of Tablet	26965	0.926	0.881	1.05
R14	LTE 38	QPSK20M	Top Side of Tablet	38150	1.04	0.99	1.05
R15	LTE 41	QPSK20M	Top Side of Tablet	41055	0.931	0.887	1.05
R16	LTE 42	QPSK20M	Top Side of Tablet	43490	1.03	1.01	1.02
R17	LTE 43	QPSK20M	Top Side of Tablet	45490	0.951	0.922	1.03
R18	LTE 48	QPSK20M	Top Side of Tablet	55780	1.17	1.13	1.04
R19	LTE 66	QPSK20M	Top Side of Tablet	132072	1.08	1.04	1.04
R20	LTE 71	QPSK20M	Top Side of Tablet	133372	0.824	0.791	1.04
R22	WLAN5.3G	802.11ac VHT160	Right Side	50	0.943	0.896	1.05
R23	WLAN5.6G	802.11ac VHT160	Right Side	114	0.83	0.805	1.03
R25	WLAN5.8G	802.11ac VHT80	Right Side	155	1.04	0.998	1.04
R26	WLAN5.9G	802.11ac VHT160	Right Side	163	0.962	0.924	1.04

Appendix H. Analysis of Simultaneous Transmission.

The analysis of simultaneous transmission SAR are shown as below.

<Possibilities of Simultaneous Transmission>

The simultaneous transmission possibilities for this device are listed as below.

Simultaneous TX Combination	Capable Transmit Configurations	Body Exposure Condition
A	WWAN + WLAN 2.4G Ant 0 + BT + RFID	Yes
B	WWAN + WLAN 2.4G Ant 0 + WLAN 2.4G Ant 1 + RFID	Yes
C	WWAN + WLAN 5G Ant 0 + BT + RFID	Yes
D	WWAN + WLAN 5G Ant 0 + WLAN 5G Ant 1 + RFID	Yes
E	WWAN + WLAN 5G Ant 0 + WLAN 5G Ant 1 + BT + RFID	Yes
F	WWAN + WLAN 6G Ant 0 + BT + RFID	Yes
G	WWAN + WLAN 6G Ant 0 + WLAN 6G Ant 1 + RFID	Yes
H	WWAN + WLAN 6G Ant 0 + WLAN 6G Ant 1 + BT + RFID	Yes

Notes

1. The WLAN 2.4G and WLAN 5G cannot transmit simultaneously.
2. Simultaneout TX Comvination B.D.E.G and H use MIMO actual measurement to evaluate.
3. Simultaneous TX Combination D can be coverd by E.
4. Simultaneous TX Combination G can be coverd by H.

Simultaneous Transmission SAR Evaluation																				
Band	Position	1	2	3	4	5	6	7	6a	7a	8	9	A(1+2+8+9)	B(1+3+9)	C(1+4+8+9)	E(1+5+8+9)	F(1+6+8+9)	H(1+7+8+9)	F(1+6a+8+9)	H(1+7a+8+9)
		Max WWAN	WLAN 2.4GHz Ant 0	WLAN 2.4GHz Ant 0+1	Max WLAN 5GHz Ant 0	Max WLAN 5GHz Ant 0+1	Max WLAN 6GHz Ant 0	Max WLAN 6GHz Ant	Max WLAN 6GHz Ant 0	Max WLAN 6GHz Ant	Max BT Ant 1	RFID	Summimg result 1g SAR W/kg	Summimg result 1g SAR W/kg	Summimg result 1g SAR W/kg	Summimg result 1g SAR W/kg	Summimg result 1g SAR W/kg	Summimg result 1g SAR W/kg	Total Exposure Ratio	Total Exposure Ratio
		1g SAR W/kg	1g SAR W/kg	1g SAR W/kg	1g SAR W/kg	1g SAR W/kg	1g SAR W/kg	1g SAR W/kg	$4cm^2$ W/m^2	$4cm^2$ W/m^2	1g SAR W/kg	1g SAR W/kg								
WCDMA II	Bottom of Laptop	0.00	0.00	0.00	0.00	0.00	0.00	0.00	0.00	0.00	0.00	0.00	0.00	0.00	0.00	0.00	0.00	0.00	0.00	0.00
	Rear Face of Tablet	0.07	0.00	0.00	0.00	0.00	0.00	0.00	0.00	0.00	0.00	0.00	0.07	0.07	0.07	0.07	0.07	0.07	0.04	0.04
	Left Side of Tablet	0.10	0.24	0.15	0.78	0.64	0.10	0.05	2.92	1.96	0.00	0.00	0.34	0.25	0.88	0.74	0.20	0.15	0.35	0.26
	Right Side of Tablet	0.11	0.00	0.25	0.00	0.76	0.00	0.32	0.00	4.81	0.26	0.03	0.40	0.39	0.40	1.16	0.40	0.72	0.25	0.73
	Top Side of Tablet	1.26	0.00	0.00	0.00	0.00	0.00	0.00	0.00	0.00	0.00	0.00	1.26	1.26	1.26	1.26	1.26	1.26	0.79	0.79
	Bottom Side of Tablet	0.00	0.00	0.00	0.00	0.00	0.00	0.00	0.00	0.00	0.00	0.00	0.00	0.00	0.00	0.00	0.00	0.00	0.00	0.00
WCDMA IV	Bottom of Laptop	0.00	0.00	0.00	0.00	0.00	0.00	0.00	0.00	0.00	0.00	0.00	0.00	0.00	0.00	0.00	0.00	0.00	0.00	0.00
	Rear Face of Tablet	0.05	0.00	0.00	0.00	0.00	0.00	0.00	0.00	0.00	0.00	0.00	0.05	0.05	0.05	0.05	0.05	0.05	0.03	0.03
	Left Side of Tablet	0.03	0.24	0.15	0.78	0.64	0.10	0.05	2.92	1.96	0.00	0.00	0.27	0.18	0.81	0.67	0.13	0.08	0.31	0.21
	Right Side of Tablet	0.03	0.00	0.25	0.00	0.76	0.00	0.32	0.00	4.81	0.26	0.03	0.32	0.31	0.32	1.08	0.32	0.64	0.20	0.68
	Top Side of Tablet	1.33	0.00	0.00	0.00	0.00	0.00	0.00	0.00	0.00	0.00	0.00	1.33	1.33	1.33	1.33	1.33	1.33	0.83	0.83
	Bottom Side of Tablet	0.00	0.00	0.00	0.00	0.00	0.00	0.00	0.00	0.00	0.00	0.00	0.00	0.00	0.00	0.00	0.00	0.00	0.00	0.00
WCDMA V	Bottom of Laptop	0.00	0.00	0.00	0.00	0.00	0.00	0.00	0.00	0.00	0.00	0.00	0.00	0.00	0.00	0.00	0.00	0.00	0.00	0.00
	Rear Face of Tablet	0.09	0.00	0.00	0.00	0.00	0.00	0.00	0.00	0.00	0.00	0.00	0.09	0.09	0.09	0.09	0.09	0.09	0.06	0.06
	Left Side of Tablet	0.00	0.24	0.15	0.78	0.64	0.10	0.05	2.92	1.96	0.00	0.00	0.24	0.15	0.78	0.64	0.10	0.05	0.29	0.20
	Right Side of Tablet	0.13	0.00	0.25	0.00	0.76	0.00	0.32	0.00	4.81	0.26	0.03	0.42	0.41	0.42	1.18	0.42	0.74	0.26	0.74
	Top Side of Tablet	1.07	0.00	0.00	0.00	0.00	0.00	0.00	0.00	0.00	0.00	0.00	1.07	1.07	1.07	1.07	1.07	1.07	0.67	0.67
	Bottom Side of Tablet	0.00	0.00	0.00	0.00	0.00	0.00	0.00	0.00	0.00	0.00	0.00	0.00	0.00	0.00	0.00	0.00	0.00	0.00	0.00
LTE 2	Bottom of Laptop	0.00	0.00	0.00	0.00	0.00	0.00	0.00	0.00	0.00	0.00	0.00	0.00	0.00	0.00	0.00	0.00	0.00	0.00	0.00
	Rear Face of Tablet	0.08	0.00	0.00	0.00	0.00	0.00	0.00	0.00	0.00	0.00	0.00	0.08	0.08	0.08	0.08	0.08	0.08	0.05	0.05
	Left Side of Tablet	0.07	0.24	0.15	0.78	0.64	0.10	0.05	2.92	1.96	0.00	0.00	0.31	0.22	0.85	0.71	0.17	0.12	0.34	0.24
	Right Side of Tablet	0.09	0.00	0.25	0.00	0.76	0.00	0.32	0.00	4.81	0.26	0.03	0.38	0.37	0.38	1.14	0.38	0.70	0.24	0.72
	Top Side of Tablet	1.28	0.00	0.00	0.00	0.00	0.00	0.00	0.00	0.00	0.00	0.00	1.28	1.28	1.28	1.28	1.28	1.28	0.80	0.80
	Bottom Side of Tablet	0.00	0.00	0.00	0.00	0.00	0.00	0.00	0.00	0.00	0.00	0.00	0.00	0.00	0.00	0.00	0.00	0.00	0.00	0.00
LTE 4	Bottom of Laptop	0.00	0.00	0.00	0.00	0.00	0.00	0.00	0.00	0.00	0.00	0.00	0.00	0.00	0.00	0.00	0.00	0.00	0.00	0.00
	Rear Face of Tablet	0.05	0.00	0.00	0.00	0.00	0.00	0.00	0.00	0.00	0.00	0.00	0.05	0.05	0.05	0.05	0.05	0.05	0.03	0.03
	Left Side of Tablet	0.02	0.24	0.15	0.78	0.64	0.10	0.05	2.92	1.96	0.00	0.00	0.26	0.17	0.80	0.66	0.12	0.07	0.30	0.21
	Right Side of Tablet	0.04	0.00	0.25	0.00	0.76	0.00	0.32	0.00	4.81	0.26	0.03	0.33	0.32	0.33	1.09	0.33	0.65	0.21	0.69
	Top Side of Tablet	1.23	0.00	0.00	0.00	0.00	0.00	0.00	0.00	0.00	0.00	0.00	1.23	1.23	1.23	1.23	1.23	1.23	0.77	0.77
	Bottom Side of Tablet	0.00	0.00	0.00	0.00	0.00	0.00	0.00	0.00	0.00	0.00	0.00	0.00	0.00	0.00	0.00	0.00	0.00	0.00	0.00
LTE 5	Bottom of Laptop	0.00	0.00	0.00	0.00	0.00	0.00	0.00	0.00	0.00	0.00	0.00	0.00	0.00	0.00	0.00	0.00	0.00	0.00	0.00
	Rear Face of Tablet	0.08	0.00	0.00	0.00	0.00	0.00	0.00	0.00	0.00	0.00	0.00	0.08	0.08	0.08	0.08	0.08	0.08	0.05	0.05
	Left Side of Tablet	0.00	0.24	0.15	0.78	0.64	0.10	0.05	2.92	1.96	0.00	0.00	0.24	0.15	0.78	0.64	0.10	0.05	0.29	0.20
	Right Side of Tablet	0.11	0.00	0.25	0.00	0.76	0.00	0.32	0.00	4.81	0.26	0.03	0.40	0.39	0.40	1.16	0.40	0.72	0.25	0.73
	Top Side of Tablet	1.02	0.00	0.00	0.00	0.00	0.00	0.00	0.00	0.00	0.00	0.00	1.02	1.02	1.02	1.02	1.02	1.02	0.64	0.64
	Bottom Side of Tablet	0.00	0.00	0.00	0.00	0.00	0.00	0.00	0.00	0.00	0.00	0.00	0.00	0.00	0.00	0.00	0.00	0.00	0.00	0.00
LTE 7	Bottom of Laptop	0.00	0.00	0.00	0.00	0.00	0.00	0.00	0.00	0.00	0.00	0.00	0.00	0.00	0.00	0.00	0.00	0.00	0.00	0.00
	Rear Face of Tablet	0.12	0.00	0.00	0.00	0.00	0.00	0.00	0.00	0.00	0.00	0.00	0.12	0.12	0.12	0.12	0.12	0.12	0.08	0.08
	Left Side of Tablet	0.18	0.24	0.15	0.78	0.64	0.10	0.05	2.92	1.96	0.00	0.00	0.42	0.33	0.96	0.82	0.28	0.23	0.40	0.31
	Right Side of Tablet	0.13	0.00	0.25	0.00	0.76	0.00	0.32	0.00	4.81	0.26	0.03	0.42	0.41	0.42	1.18	0.42	0.74	0.26	0.74
	Top Side of Tablet	1.25	0.00	0.00	0.00	0.00	0.00	0.00	0.00	0.00	0.00	0.00	1.25	1.25	1.25	1.25	1.25	1.25	0.78	0.78
	Bottom Side of Tablet	0.00	0.00	0.00	0.00	0.00	0.00	0.00	0.00	0.00	0.00	0.00	0.00	0.00	0.00	0.00	0.00	0.00	0.00	0.00
LTE 12	Bottom of Laptop	0.00	0.00	0.00	0.00	0.00	0.00	0.00	0.00	0.00	0.00	0.00	0.00	0.00	0.00	0.00	0.00	0.00	0.00	0.00
	Rear Face of Tablet	0.00	0.00	0.00	0.00	0.00	0.00	0.00	0.00	0.00	0.00	0.00	0.00	0.00	0.00	0.00	0.00	0.00	0.00	0.00
	Left Side of Tablet	0.00	0.24	0.15	0.78	0.64	0.10	0.05	2.92	1.96	0.00	0.00	0.24	0.15	0.78	0.64	0.10	0.05	0.29	0.20
	Right Side of Tablet	0.00	0.00	0.25	0.00	0.76	0.00	0.32	0.00	4.81	0.26	0.03	0.29	0.28	0.29	1.05	0.29	0.61	0.18	0.66
	Top Side of Tablet	1.03	0.00	0.00	0.00	0.00	0.00	0.00	0.00	0.00	0.00	0.00	1.03	1.03	1.03	1.03	1.03	1.03	0.64	0.64
	Bottom Side of Tablet	0.00	0.00	0.00	0.00	0.00	0.00	0.00	0.00	0.00	0.00	0.00	0.00	0.00	0.00	0.00	0.00	0.00	0.00	0.00
LTE 13	Bottom of Laptop	0.00	0.00	0.00	0.00	0.00	0.00	0.00	0.00	0.00	0.00	0.00	0.00	0.00	0.00	0.00	0.00	0.00	0.00	0.00
	Rear Face of Tablet	0.11	0.00	0.00	0.00	0.00	0.00	0.00	0.00	0.00	0.00	0.00	0.11	0.11	0.11	0.11	0.11	0.11	0.07	0.07
	Left Side of Tablet	0.11	0.24	0.15	0.78	0.64	0.10	0.05	2.92	1.96	0.00	0.00	0.35	0.26	0.89	0.75	0.21	0.16	0.36	0.26
	Right Side of Tablet	0.11	0.00	0.25	0.00	0.76	0.00	0.32	0.00	4.81	0.26	0.03	0.40	0.39	0.40	1.16	0.40	0.72	0.25	0.73
	Top Side of Tablet	1.23	0.00	0.00	0.00	0.00	0.00	0.00	0.00	0.00	0.00	0.00	1.23	1.23	1.23	1.23	1.23	1.23	0.77	0.77
	Bottom Side of Tablet	0.00	0.00	0.00	0.00	0.00	0.00	0.00	0.00	0.00	0.00	0.00	0.00	0.00	0.00	0.00	0.00	0.00	0.00	0.00

Simultaneous Transmission SAR Evaluation																				
Band	Position	1	2	3	4	5	6	7	6a	7a	8	9	A(1+2+8+9)	B(1+3+9)	C(1+4+8+9)	E(1+5+8+9)	F(1+6+8+9)	H(1+7+8+9)	F(1+6a+8+9)	H(1+7a+8+9)
		Max WWAN	WLAN 2.4GHz Ant 0	WLAN 2.4GHz Ant 0+1	Max WLAN 5GHz Ant 0	Max WLAN 5GHz Ant 0+1	Max WLAN 6GHz Ant 0	Max WLAN 6GHz Ant	Max WLAN 6GHz Ant 0	Max WLAN 6GHz Ant	Max BT Ant 1	RFID	Summimg result 1g SAR W/kg	Summimg result 1g SAR W/kg	Summimg result 1g SAR W/kg	Summimg result 1g SAR W/kg	Summimg result 1g SAR W/kg	Summimg result 1g SAR W/kg	Total Exposure Ratio	Total Exposure Ratio
		1g SAR W/kg	1g SAR W/kg	1g SAR W/kg	1g SAR W/kg	1g SAR W/kg	1g SAR W/kg	1g SAR W/kg	$4cm^2$ W/m^2	$4cm^2$ W/m^2	1g SAR W/kg	1g SAR W/kg								
LTE 14	Bottom of Laptop	0.00	0.00	0.00	0.00	0.00	0.00	0.00	0.00	0.00	0.00	0.00	0.00	0.00	0.00	0.00	0.00	0.00	0.00	0.00
	Rear Face of Tablet	0.10	0.00	0.00	0.00	0.00	0.00	0.00	0.00	0.00	0.00	0.00	0.10	0.10	0.10	0.10	0.10	0.10	0.06	0.06
	Left Side of Tablet	0.00	0.24	0.15	0.78	0.64	0.10	0.05	2.92	1.96	0.00	0.00	0.24	0.15	0.78	0.64	0.10	0.05	0.29	0.20
	Right Side of Tablet	0.09	0.00	0.25	0.00	0.76	0.00	0.32	0.00	4.81	0.26	0.03	0.38	0.37	0.38	1.14	0.38	0.70	0.24	0.72
	Top Side of Tablet	1.31	0.00	0.00	0.00	0.00	0.00	0.00	0.00	0.00	0.00	0.00	1.31	1.31	1.31	1.31	1.31	1.31	0.82	0.82
	Bottom Side of Tablet	0.00	0.00	0.00	0.00	0.00	0.00	0.00	0.00	0.00	0.00	0.00	0.00	0.00	0.00	0.00	0.00	0.00	0.00	0.00
LTE 17	Bottom of Laptop	0.00	0.00	0.00	0.00	0.00	0.00	0.00	0.00	0.00	0.00	0.00	0.00	0.00	0.00	0.00	0.00	0.00	0.00	0.00
	Rear Face of Tablet	0.00	0.00	0.00	0.00	0.00	0.00	0.00	0.00	0.00	0.00	0.00	0.00	0.00	0.00	0.00	0.00	0.00	0.00	0.00
	Left Side of Tablet	0.00	0.24	0.15	0.78	0.64	0.10	0.05	2.92	1.96	0.00	0.00	0.24	0.15	0.78	0.64	0.10	0.05	0.29	0.20
	Right Side of Tablet	0.00	0.00	0.25	0.00	0.76	0.00	0.32	0.00	4.81	0.26	0.03	0.29	0.28	0.29	1.05	0.29	0.61	0.18	0.66
	Top Side of Tablet	1.06	0.00	0.00	0.00	0.00	0.00	0.00	0.00	0.00	0.00	0.00	1.06	1.06	1.06	1.06	1.06	1.06	0.66	0.66
	Bottom Side of Tablet	0.00	0.00	0.00	0.00	0.00	0.00	0.00	0.00	0.00	0.00	0.00	0.00	0.00	0.00	0.00	0.00	0.00	0.00	0.00
LTE 25	Bottom of Laptop	0.00	0.00	0.00	0.00	0.00	0.00	0.00	0.00	0.00	0.00	0.00	0.00	0.00	0.00	0.00	0.00	0.00	0.00	0.00
	Rear Face of Tablet	0.07	0.00	0.00	0.00	0.00	0.00	0.00	0.00	0.00	0.00	0.00	0.07	0.07	0.07	0.07	0.07	0.07	0.04	0.04
	Left Side of Tablet	0.08	0.24	0.15	0.78	0.64	0.10	0.05	2.92	1.96	0.00	0.00	0.32	0.23	0.86	0.72	0.18	0.13	0.34	0.25
	Right Side of Tablet	0.08	0.00	0.25	0.00	0.76	0.00	0.32	0.00	4.81	0.26	0.03	0.37	0.36	0.37	1.13	0.37	0.69	0.23	0.71
	Top Side of Tablet	1.24	0.00	0.00	0.00	0.00	0.00	0.00	0.00	0.00	0.00	0.00	1.24	1.24	1.24	1.24	1.24	1.24	0.78	0.78
	Bottom Side of Tablet	0.00	0.00	0.00	0.00	0.00	0.00	0.00	0.00	0.00	0.00	0.00	0.00	0.00	0.00	0.00	0.00	0.00	0.00	0.00
LTE 26	Bottom of Laptop	0.00	0.00	0.00	0.00	0.00	0.00	0.00	0.00	0.00	0.00	0.00	0.00	0.00	0.00	0.00	0.00	0.00	0.00	0.00
	Rear Face of Tablet	0.08	0.00	0.00	0.00	0.00	0.00	0.00	0.00	0.00	0.00	0.00	0.08	0.08	0.08	0.08	0.08	0.08	0.05	0.05
	Left Side of Tablet	0.00	0.24	0.15	0.78	0.64	0.10	0.05	2.92	1.96	0.00	0.00	0.24	0.15	0.78	0.64	0.10	0.05	0.29	0.20
	Right Side of Tablet	0.00	0.00	0.25	0.00	0.76	0.00	0.32	0.00	4.81	0.26	0.03	0.29	0.28	0.29	1.05	0.29	0.61	0.18	0.66
	Top Side of Tablet	1.07	0.00	0.00	0.00	0.00	0.00	0.00	0.00	0.00	0.00	0.00	1.07	1.07	1.07	1.07	1.07	1.07	0.67	0.67
	Bottom Side of Tablet	0.00	0.00	0.00	0.00	0.00	0.00	0.00	0.00	0.00	0.00	0.00	0.00	0.00	0.00	0.00	0.00	0.00	0.00	0.00
LTE 38	Bottom of Laptop	0.00	0.00	0.00	0.00	0.00	0.00	0.00	0.00	0.00	0.00	0.00	0.00	0.00	0.00	0.00	0.00	0.00	0.00	0.00
	Rear Face of Tablet	0.11	0.00	0.00	0.00	0.00	0.00	0.00	0.00	0.00	0.00	0.00	0.11	0.11	0.11	0.11	0.11	0.11	0.07	0.07
	Left Side of Tablet	0.14	0.24	0.15	0.78	0.64	0.10	0.05	2.92	1.96	0.00	0.00	0.38	0.29	0.92	0.78	0.24	0.19	0.38	0.28
	Right Side of Tablet	0.10	0.00	0.25	0.00	0.76	0.00	0.32	0.00	4.81	0.26	0.03	0.39	0.38	0.39	1.15	0.39	0.71	0.24	0.72
	Top Side of Tablet	1.16	0.00	0.00	0.00	0.00	0.00	0.00	0.00	0.00	0.00	0.00	1.16	1.16	1.16	1.16	1.16	1.16	0.73	0.73
	Bottom Side of Tablet	0.00	0.00	0.00	0.00	0.00	0.00	0.00	0.00	0.00	0.00	0.00	0.00	0.00	0.00	0.00	0.00	0.00	0.00	0.00
LTE 41	Bottom of Laptop	0.00	0.00	0.00	0.00	0.00	0.00	0.00	0.00	0.00	0.00	0.00	0.00	0.00	0.00	0.00	0.00	0.00	0.00	0.00
	Rear Face of Tablet	0.10	0.00	0.00	0.00	0.00	0.00	0.00	0.00	0.00	0.00	0.00	0.10	0.10	0.10	0.10	0.10	0.10	0.06	0.06
	Left Side of Tablet	0.15	0.24	0.15	0.78	0.64	0.10	0.05	2.92	1.96	0.00	0.00	0.39	0.30	0.93	0.79	0.25	0.20	0.39	0.29
	Right Side of Tablet	0.08	0.00	0.25	0.00	0.76	0.00	0.32	0.00	4.81	0.26	0.03	0.37	0.36	0.37	1.13	0.37	0.69	0.23	0.71
	Top Side of Tablet	1.29	0.00	0.00	0.00	0.00	0.00	0.00	0.00	0.00	0.00	0.00	1.29	1.29	1.29	1.29	1.29	1.29	0.81	0.81
	Bottom Side of Tablet	0.00	0.00	0.00	0.00	0.00	0.00	0.00	0.00	0.00	0.00	0.00	0.00	0.00	0.00	0.00	0.00	0.00	0.00	0.00
LTE 42	Bottom of Laptop	0.00	0.00	0.00	0.00	0.00	0.00	0.00	0.00	0.00	0.00	0.00	0.00	0.00	0.00	0.00	0.00	0.00	0.00	0.00
	Rear Face of Tablet	0.12	0.00	0.00	0.00	0.00	0.00	0.00	0.00	0.00	0.00	0.00	0.12	0.12	0.12	0.12	0.12	0.12	0.08	0.08
	Left Side of Tablet	0.26	0.24	0.15	0.78	0.64	0.10	0.05	2.92	1.96	0.00	0.00	0.50	0.41	1.04	0.90	0.36	0.31	0.45	0.36
	Right Side of Tablet	0.08	0.00	0.25	0.00	0.76	0.00	0.32	0.00	4.81	0.26	0.03	0.37	0.36	0.37	1.13	0.37	0.69	0.23	0.71
	Top Side of Tablet	1.30	0.00	0.00	0.00	0.00	0.00	0.00	0.00	0.00	0.00	0.00	1.30	1.30	1.30	1.30	1.30	1.30	0.81	0.81
	Bottom Side of Tablet	0.00	0.00	0.00	0.00	0.00	0.00	0.00	0.00	0.00	0.00	0.00	0.00	0.00	0.00	0.00	0.00	0.00	0.00	0.00
LTE 43	Bottom of Laptop	0.00	0.00	0.00	0.00	0.00	0.00	0.00	0.00	0.00	0.00	0.00	0.00	0.00	0.00	0.00	0.00	0.00	0.00	0.00
	Rear Face of Tablet	0.07	0.00	0.00	0.00	0.00	0.00	0.00	0.00	0.00	0.00	0.00	0.07	0.07	0.07	0.07	0.07	0.07	0.04	0.04
	Left Side of Tablet	0.15	0.24	0.15	0.78	0.64	0.10	0.05	2.92	1.96	0.00	0.00	0.39	0.30	0.93	0.79	0.25	0.20	0.39	0.29
	Right Side of Tablet	0.07	0.00	0.25	0.00	0.76	0.00	0.32	0.00	4.81	0.26	0.03	0.36	0.35	0.36	1.12	0.36	0.68	0.23	0.71
	Top Side of Tablet	1.23	0.00	0.00	0.00	0.00	0.00	0.00	0.00	0.00	0.00	0.00	1.23	1.23	1.23	1.23	1.23	1.23	0.77	0.77
	Bottom Side of Tablet	0.00	0.00	0.00	0.00	0.00	0.00	0.00	0.00	0.00	0.00	0.00	0.00	0.00	0.00	0.00	0.00	0.00	0.00	0.00
LTE 48	Bottom of Laptop	0.00	0.00	0.00	0.00	0.00	0.00	0.00	0.00	0.00	0.00	0.00	0.00	0.00	0.00	0.00	0.00	0.00	0.00	0.00
	Rear Face of Tablet	0.11	0.00	0.00	0.00	0.00	0.00	0.00	0.00	0.00	0.00	0.00	0.11	0.11	0.11	0.11	0.11	0.11	0.07	0.07
	Left Side of Tablet	0.26	0.24	0.15	0.78	0.64	0.10	0.05	2.92	1.96	0.00	0.00	0.50	0.41	1.04	0.90	0.36	0.31	0.45	0.36
	Right Side of Tablet	0.10	0.00	0.25	0.00	0.76	0.00	0.32	0.00	4.81	0.26	0.03	0.39	0.38	0.39	1.15	0.39	0.71	0.24	0.72
	Top Side of Tablet	1.33	0.00	0.00	0.00	0.00	0.00	0.00	0.00	0.00	0.00	0.00	1.33	1.33	1.33	1.33	1.33	1.33	0.83	0.83
	Bottom Side of Tablet	0.00	0.00	0.00	0.00	0.00	0.00	0.00	0.00	0.00	0.00	0.00	0.00	0.00	0.00	0.00	0.00	0.00	0.00	0.00

Simultaneous Transmission SAR Evaluation																				
Band	Position	1	2	3	4	5	6	7	6a	7a	8	9	A(1+2+8+9)	B(1+3+9)	C(1+4+8+9)	E(1+5+8+9)	F(1+6+8+9)	H(1+7+8+9)	F(1+6a+8+9)	H(1+7a+8+9)
		Max WWAN	WLAN 2.4GHz Ant 0	WLAN 2.4GHz Ant 0+1	Max WLAN 5GHz Ant 0	Max WLAN 5GHz Ant 0+1	Max WLAN 6GHz Ant 0	Max WLAN 6GHz Ant	Max WLAN 6GHz Ant 0	Max WLAN 6GHz Ant	Max BT Ant 1	RFID	Summimg result 1g SAR W/kg	Summimg result 1g SAR W/kg	Summimg result 1g SAR W/kg	Summimg result 1g SAR W/kg	Summimg result 1g SAR W/kg	Summimg result 1g SAR W/kg	Total Exposure Ratio	Total Exposure Ratio
		1g SAR W/kg	1g SAR W/kg	1g SAR W/kg	1g SAR W/kg	1g SAR W/kg	1g SAR W/kg	1g SAR W/kg	4cm^2 W/m^2	4cm^2 W/m^2	1g SAR W/kg	1g SAR W/kg								
LTE 66	Bottom of Laptop	0.00	0.00	0.00	0.00	0.00	0.00	0.00	0.00	0.00	0.00	0.00	0.00	0.00	0.00	0.00	0.00	0.00	0.00	0.00
	Rear Face of Tablet	0.05	0.00	0.00	0.00	0.00	0.00	0.00	0.00	0.00	0.00	0.00	0.05	0.05	0.05	0.05	0.05	0.05	0.03	0.03
	Left Side of Tablet	0.02	0.24	0.15	0.78	0.64	0.10	0.05	2.92	1.96	0.00	0.00	0.26	0.17	0.80	0.66	0.12	0.07	0.30	0.21
	Right Side of Tablet	0.03	0.00	0.25	0.00	0.76	0.00	0.32	0.00	4.81	0.26	0.03	0.32	0.31	0.32	1.08	0.32	0.64	0.20	0.68
	Top Side of Tablet	1.31	0.00	0.00	0.00	0.00	0.00	0.00	0.00	0.00	0.00	0.00	1.31	1.31	1.31	1.31	1.31	1.31	0.82	0.82
	Bottom Side of Tablet	0.00	0.00	0.00	0.00	0.00	0.00	0.00	0.00	0.00	0.00	0.00	0.00	0.00	0.00	0.00	0.00	0.00	0.00	0.00
LTE 71	Bottom of Laptop	0.00	0.00	0.00	0.00	0.00	0.00	0.00	0.00	0.00	0.00	0.00	0.00	0.00	0.00	0.00	0.00	0.00	0.00	0.00
	Rear Face of Tablet	0.00	0.00	0.00	0.00	0.00	0.00	0.00	0.00	0.00	0.00	0.00	0.00	0.00	0.00	0.00	0.00	0.00	0.00	0.00
	Left Side of Tablet	0.00	0.24	0.15	0.78	0.64	0.10	0.05	2.92	1.96	0.00	0.00	0.24	0.15	0.78	0.64	0.10	0.05	0.29	0.20
	Right Side of Tablet	0.15	0.00	0.25	0.00	0.76	0.00	0.32	0.00	4.81	0.26	0.03	0.44	0.43	0.44	1.20	0.44	0.76	0.28	0.76
	Top Side of Tablet	0.96	0.00	0.00	0.00	0.00	0.00	0.00	0.00	0.00	0.00	0.00	0.96	0.96	0.96	0.96	0.96	0.96	0.60	0.60
	Bottom Side of Tablet	0.00	0.00	0.00	0.00	0.00	0.00	0.00	0.00	0.00	0.00	0.00	0.00	0.00	0.00	0.00	0.00	0.00	0.00	0.00

Appendix J. Calibration of Test Equipment List

Calibration of Test Equipment List are shown as below.

Equipment for SAR Test					
Equipment	Manufacturer	Model	SN	Cal. Date	Cal. Interval
System Validation Dipole	SPEAG	D750V3	1013	2024/8/22	1 Year
System Validation Dipole	SPEAG	D835V2	4d121	2024/8/22	1 Year
System Validation Dipole	SPEAG	D1750V2	1055	2024/9/13	1 Year
System Validation Dipole	SPEAG	D1900V2	5d036	2025/2/12	1 Year
System Validation Dipole	SPEAG	D2000V2	1013	2025/2/12	1 Year
System Validation Dipole	SPEAG	D2450V2	737	2025/2/12	1 Year
System Validation Dipole	SPEAG	D2600V2	1020	2024/8/15	1 Year
System Validation Dipole	SPEAG	D3500V2	1007	2025/1/15	1 Year
System Validation Dipole	SPEAG	D3700V2	1017	2025/2/14	1 Year
System Validation Dipole	SPEAG	D5GHzV2	1019	2025/2/11	1 Year
System Validation Dipole	SPEAG	D6.5GHzV2	1008	2024/9/9	1 Year
System Verification Source	SPEAG	5G Verification Source 10 GHz	1025	2025/1/14	1 Year
Dosimetric E-Field Probe	SPEAG	EX3DV4	3650	2025/1/23	1 Year
Dosimetric E-Field Probe	SPEAG	EX3DV4	7736	2025/2/17	1 Year
E-Field Probe	SPEAG	EUmmWV4	9438	2024/7/19	1 Year
Data Acquisition Electronics	SPEAG	DAE4	1431	2024/7/16	1 Year
Data Acquisition Electronics	SPEAG	DAE4	1757	2024/8/16	1 Year
Data Acquisition Electronics	SPEAG	DAE4	1761	2024/9/19	1 Year
Universal Radio Communication Tester	Anritsu	MT8821C	6201381727	2024/8/5	1 Year
Analong Signal Generator	R&S	SMA100B	104417	2024/10/20	1 Year
Mini-Circuits Wideband Amplifier	Mini-Circuits	ZVA-183-S+	434502031A	2024/6/26	1 Year
Universal Wireless Test Set	Anritsu	MT8870A	6262296569	2024/8/20	1 Year
Thermometer	YFE	YF-160A	130504579	2024/9/24	1 Year
Dielectric Assessment Kit	SPEAG	DAK-3.5	1151	2024/7/15	1 Year
Dielectric Assessment Kit	SPEAG	DAK-12	1164	2025/3/13	1 Year
Powersource1	SPEAG	SE_UMS_160 BA	4260	2024/11/11	1 Year

Appendix K. Considerations Related to Bluetooth for Setup and Testing

This device has installed Bluetooth engineering testing software which can provide continuous transmitting RF signal. During Bluetooth SAR testing, this device was operated to transmit continuously at the maximum transmission duty with specified transmission mode, operating frequency, lowest data rate, and maximum output power.

The Bluetooth call box has been used during SAR measurement and the EUT was set to DH5 mode at the maximum output power. Its duty factor was calculated as below and the measured SAR for Bluetooth would be scaled to the 100% transmission duty factor to determine compliance.

The duty factor of Bluetooth signal are shown as below.

<Time-domain plot for Bluetooth transmission signal>

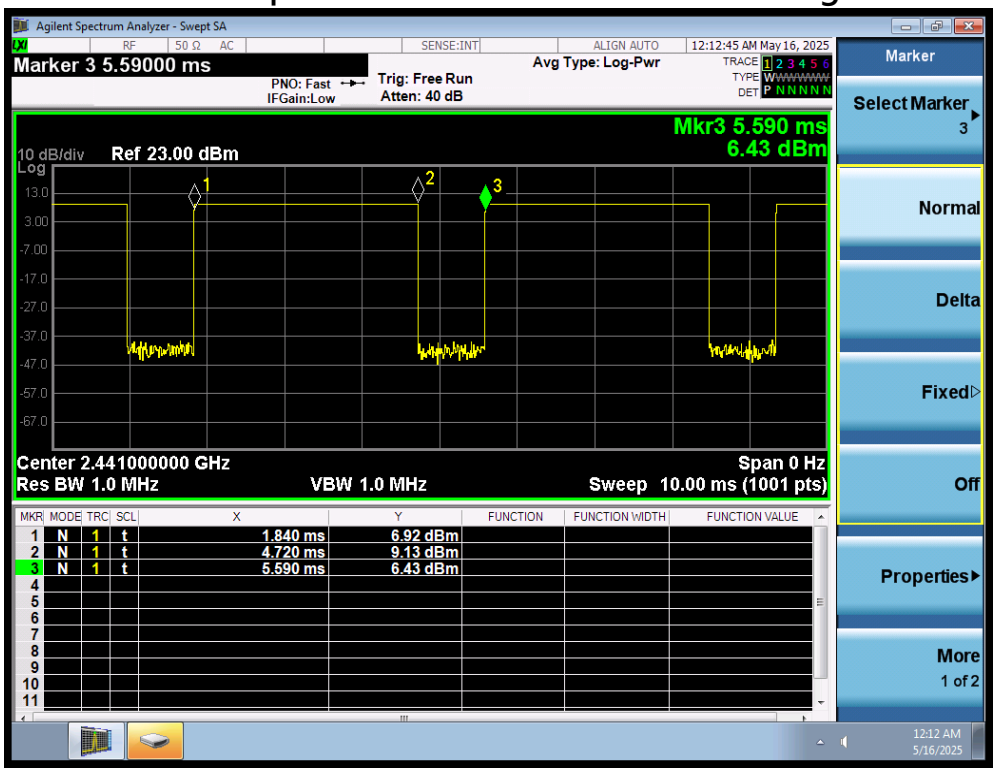

Time-domain plot for Bluetooth transmission signal

The duty factor of Bluetooth signal has been calculated as following.

Duty Factor = Pulse Width / Total Period = (4.72 - 1.84) / (5.59 - 1.84) = 76.80%