User Manual - FCC & ISED related statements

Approval and declaration of conformity

This device complies with Part 15 and Part 18 of the FCC Rules and with RSS-210 and RSS-Gen of the Industry Canada Rules. Operation is subject to the following two conditions:
(1) this device may not cause harmful interference, and
(2) this device must accept any interference received, including interference that may cause undesired operation.

Le présent appareil est conforme aux CNR d'Industrie Canada applicables aux appareils radio exempts de licence. L'exploitation est autorisée aux deux conditions suivantes:
(1) l'appareil ne doit pas produire de brouillage, et
(2) l'utilisateur de l'appareil doit accepter tout brouillage radioélectrique subi, même si le brouillage est susceptible d'en compromettre le fonctionnement.

FCC ID: QZ9-WCM
IC: 5927A-WCM
HVIN: WCM
PMN: WCM

NOTICE:

Changes or modifications made to this equipment not expressly approved by BURY GmbH & Co. KG may void the FCC authorization to operate this equipment.

NOTE:

This equipment has been tested and found to comply with the limits for a Class B digital device, pursuant to Part 15 and to Part 18 of the FCC Rules. These limits are designed to provide reasonable protection against harmful interference in a residential installation. This equipment generates, uses and can radiate radio frequency energy and, if not installed and used in accordance with the instructions, may cause harmful interference to radio communications. However, there is no guarantee that interference will not occur in a particular installation.

BMW Travel & Comfort System

General information

USB ports and mounts for attaching special accessories, e.g., universal holders for tablets or clothes hangers, are located on the backrests of the front seats.

Properties of the USB ports:

- ▷ USB port Type C.
- ▷ For charging mobile devices.
- ▷ Charge current: maximum 3 A / 45 W per seat.

Further information is available from an authorized service center or another qualified service center or repair shop.

Overview

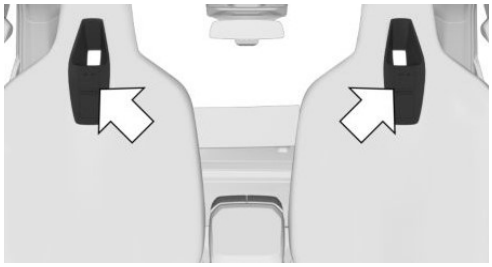

The mounts and USB ports are located behind the marked covers.

Installing optional accessories

1. Slide the cover all the way up.

2. Mount the optional accessories, refer to Assembly Instructions.

Wireless charging tray

Principle

The wireless charging tray allows wireless charging of mobile phones and other mobile devices certified according to the Qi standard.

General information

Quick charging functions are supported depending on the mobile device.

The integrated fan permits cooling of the device to be charged.

When inserting the device to be charged, ensure that there are no objects between the device to be charged and the wireless charging tray.

The charging process is displayed as follows:

- ▷ Tray in center console: charging indicator on Control Display.

  The charge indicator is shown alternately in the status field with additional status information.
- ▷ Tray in rear center armrest: charging display on BMW Touch Command.

Safety information

Warning

When charging a device that meets the Qi standard in the wireless charging tray, any metal objects located between the device and the tray can become very hot. Placing storage devices or electronic cards, such as chip cards, cards with magnetic strips or cards for signal transmission, between the device and the tray may impair the card function. There is a risk of injury and risk of damage to property. When charging mobile devices, make sure there are no objects between the device and the tray.

Warning

When charging mobile devices in the wireless charging tray, an electromagnetic field is created. This may cause damage to pacemakers, implanted defibrillators, and similar devices. There is a risk of injury or death. When loading mobile devices with your upper body area, maintain a distance of at least 2 inches/5 cm to the wireless charging tray.

Overview

Tray across in the center console:



1 Storage area

2 Fan

Storage tray in the rear center armrest:

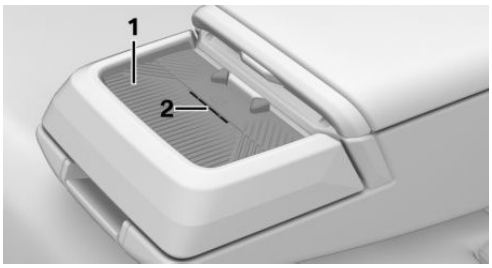

1 Storage area

2 Fan

Functional requirements

- The device to be charged must be certified according to the Qi standard.
- Standby state is switched on.
- Charging function is turned on.
- The mobile phone cannot exceed a maximum size of approx. 6.69 x 3.34 x 0.7 in/170 x 85 x 18 mm.
- Use only protective sleeves and covers up to a maximum thickness of 0.07 in/2 mm; otherwise, the charging function may be impaired.
- Storage tray in the rear center armrest:

  The rubber mat is located in the storage compartment.
- The mobile phone to be charged is located in the center of the tray. The mobile phone display is pointing upwards.
- The tray in the rear center armrest: the center armrest remains folded down.

Turning the charging function on/off

Control Display

The charging function for the front and rear trays can be switched on and off on the Control Display.

1. "MENU"
2. "Vehicle apps"

3. "System settings"
4. "Wireless charging tray"
5. "Wireless charging"

BMW Touch Command

The charging function for the rear tray can be switched on and off via BMW Touch Command.

1. "Telephone" or "Wireless chrg."
2. If necessary, "Wireless charging"
3. "Activate charging"

Inserting the mobile phone

Tray in the center console

Place the mobile phone centered in the tray with the display facing up.

Tray in the rear center armrest

1. Fold down the center armrest.
2. Place the mobile phone centered in the tray with the display facing up.

Forgotten warning

General information

A warning can be given if when leaving the vehicle, a Qi-certified mobile phone was forgotten in the wireless charging tray in the center console.

The forgotten warning is displayed in the instrument cluster.

Activating forgotten warning function

1. "MENU"
2. "Vehicle apps"
3. "System settings"
4. "Wireless charging tray"
5. "Mobile phone reminder"

System limits

The charge current may be reduced or the charging process may be temporarily interrupted in the following situations:

- Due to excessive temperatures on the surface of the tray and mobile phone.
- If there are objects between the mobile phone and the wireless charging tray.
- By settings on the mobile phone, for instance for charging. Follow the relevant instructions on the control display and in the instructions for the mobile phone, if applicable.

Interior camera

Principle

The interior camera can be used to record the vehicle interior.

General information

The interior camera can provide the following functions:

- Snapshot.

  Photos can be taken, saved, and displayed.
- Remote Inside View.

  The vehicle interior can be recorded with a BMW app.
- Anti-theft recorder.

  If the alarm system is triggered, the vehicle interior is automatically recorded. The recording can be shown using the BMW app.

Data protection

The permissibility of recording and using recordings is contingent upon the statutory regulations of the country in which the system is to be used. The user is responsible for the use of the system and compliance with respective applicable regulations.