Appendix A
RF Test Data for BT(BDR/EDR) (Conducted Measurement)
Product Name: Active Noise Cancelling Earbuds
Trade Mark: N/A
Test Model: AKPODS 01
FCC ID: R2M-AKPODS

Environmental Conditions

Temperature:	22.8° C
Relative Humidity:	56%
ATM Pressure:	100.0 kPa
Test Engineer:	Nancy Li
Supervised by:	Hugo Chen

Appendix A: 20dB Emission Bandwidth
Test Result

TestMode	Antenna	Channel	20db EBW[MHz]	FL[MHz]	FH[MHz]	Limit[MHz]	Verdict
DH5	Ant1	2402	0.939	2401.553	2402.492	---	---
		2441	0.942	2440.550	2441.492	---	---
		2480	0.942	2479.553	2480.495	---	---
2DH5	Ant1	2402	1.290	2401.376	2402.666	---	---
		2441	1.305	2440.358	2441.663	---	---
		2480	1.311	2479.355	2480.666	---	---
3DH5	Ant1	2402	1.272	2401.361	2402.633	---	---
		2441	1.275	2440.367	2441.642	---	---
		2480	1.272	2479.370	2480.642	---	---

Test Graphs

DH5_Ant1_2402

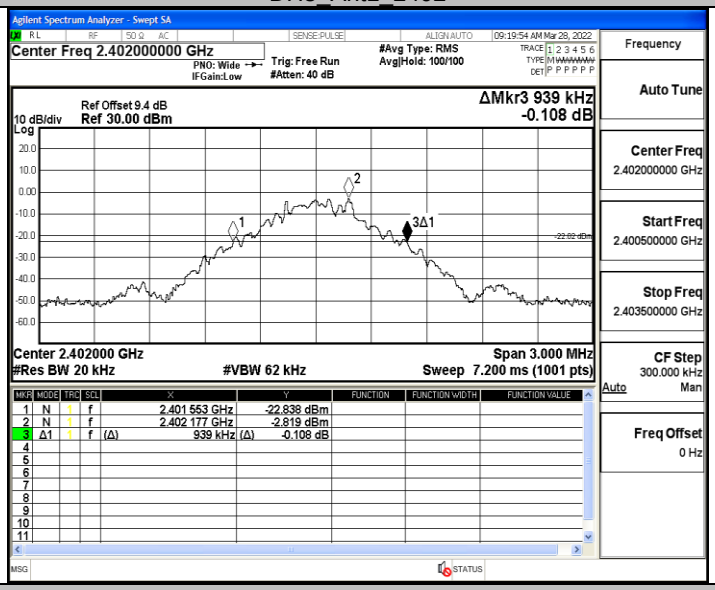

DH5_Ant1_2441

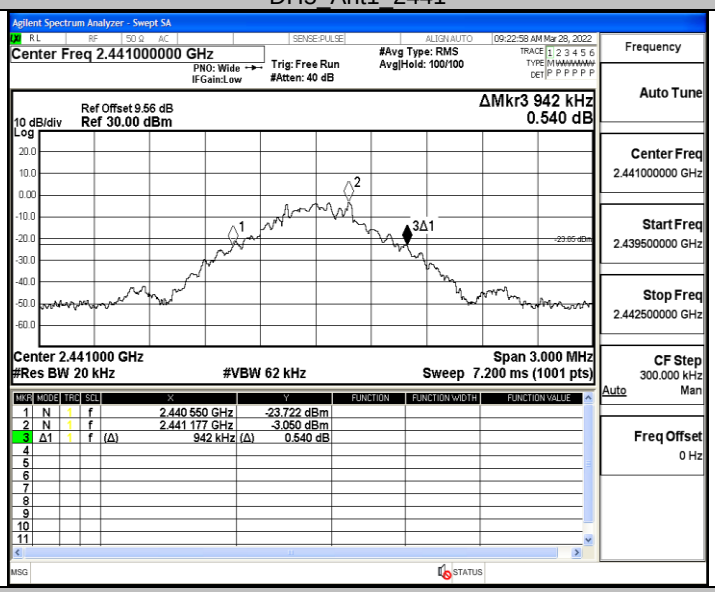

DH5_Ant1_2480

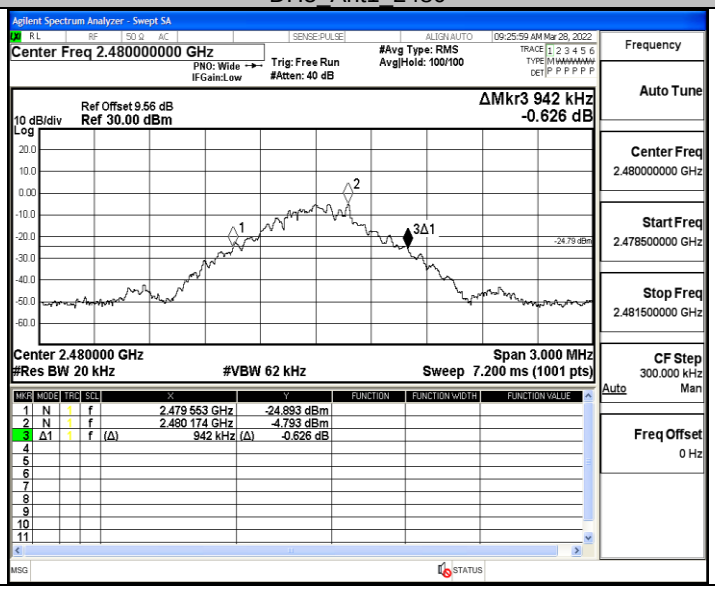

2DH5_Ant1_2402

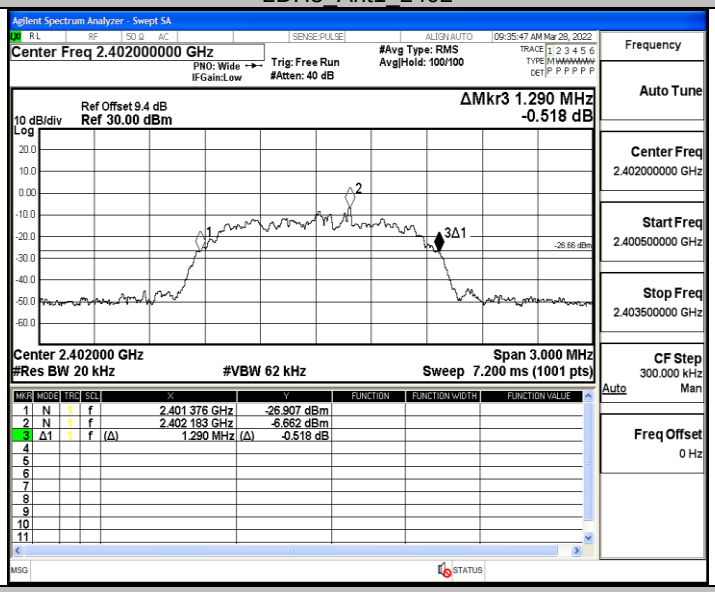

2DH5_Ant1_2441

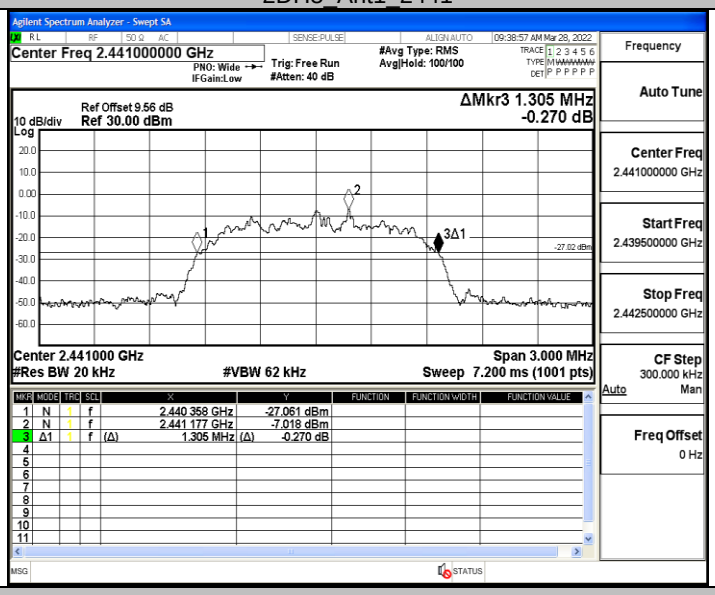

2DH5_Ant1_2480

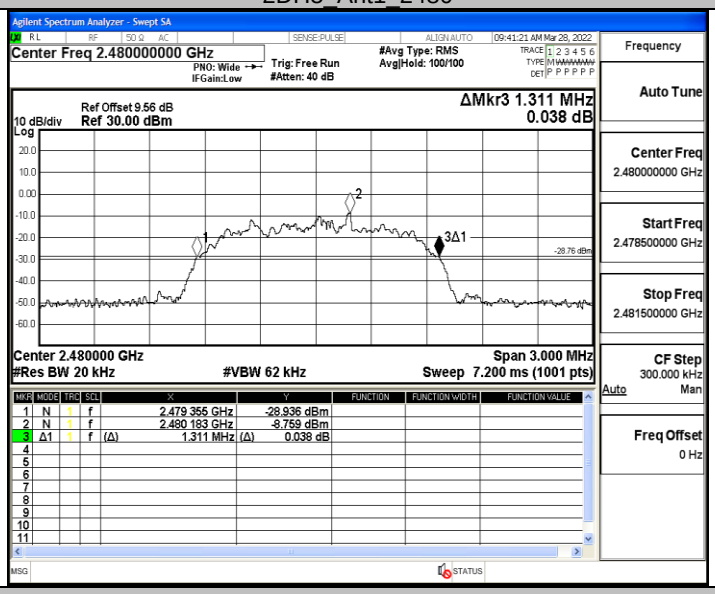

3DH5_Ant1_2402

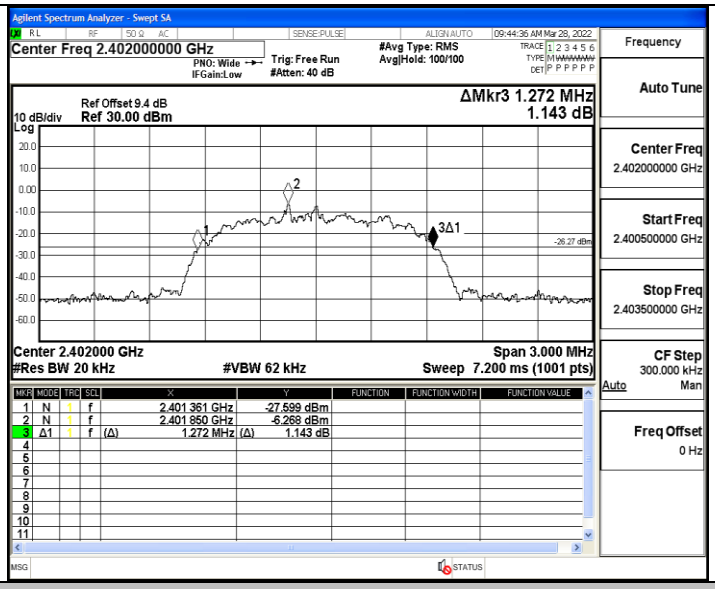

3DH5_Ant1_2441

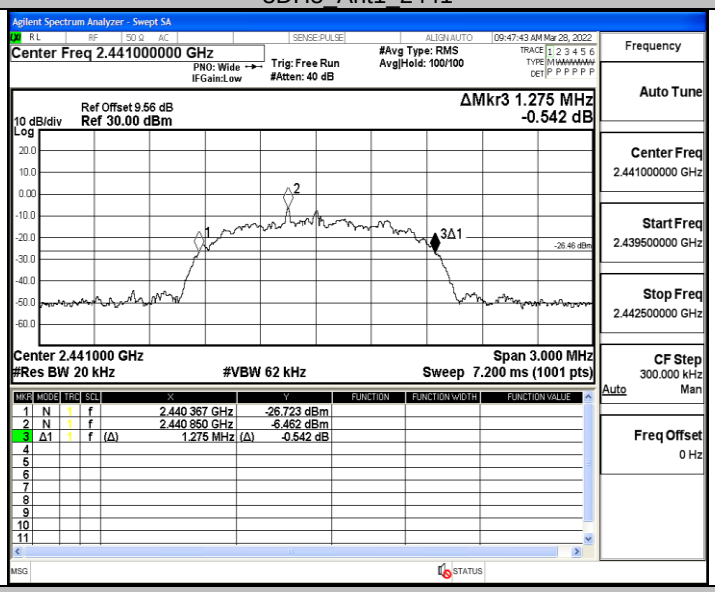

3DH5_Ant1_2480

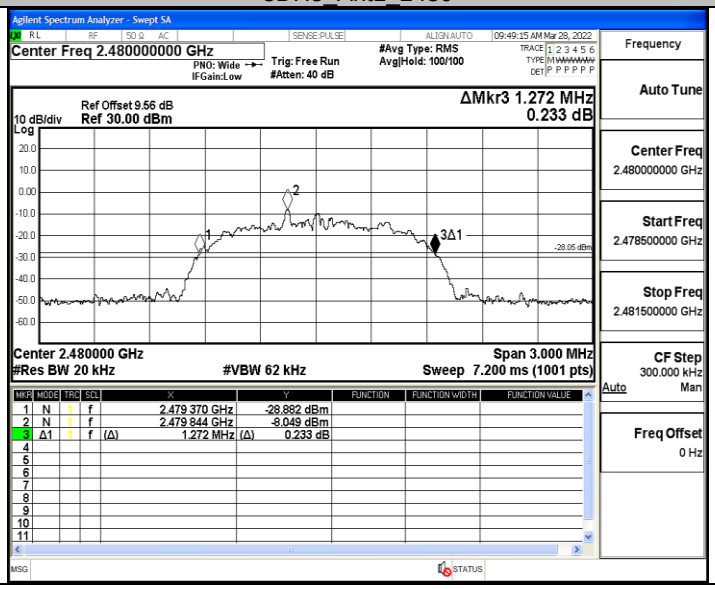

Appendix B: Occupied Channel Bandwidth

Test Result

TestMode	Antenna	Channel	OCB [MHz]	FL[MHz]	FH[MHz]	Limit[MHz]	Verdict
DH5	Ant1	2402	0.84651	2401.587	2402.433	---	---
		2441	0.84806	2440.585	2441.433	---	---
		2480	0.85138	2479.582	2480.433	---	---
2DH5	Ant1	2402	1.1751	2401.424	2402.600	---	---
		2441	1.1800	2440.425	2441.605	---	---
		2480	1.1741	2479.423	2480.597	---	---
3DH5	Ant1	2402	1.1785	2401.417	2402.596	---	---
		2441	1.1821	2440.414	2441.597	---	---
		2480	1.1861	2479.413	2480.599	---	---

Test Graphs

DH5_Ant1_2402

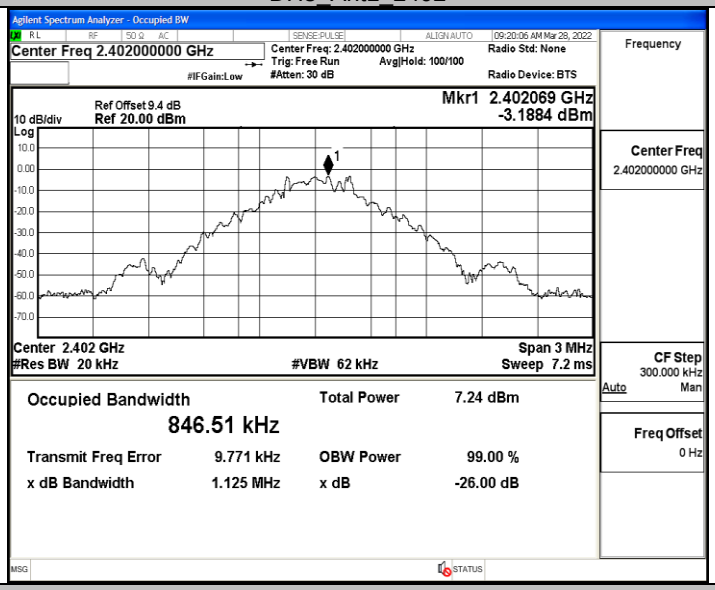

DH5_Ant1_2441

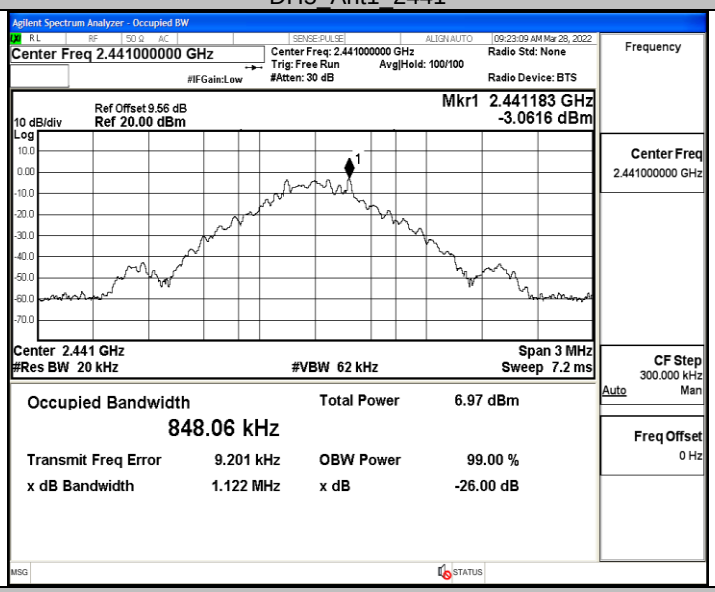

DH5_Ant1_2480

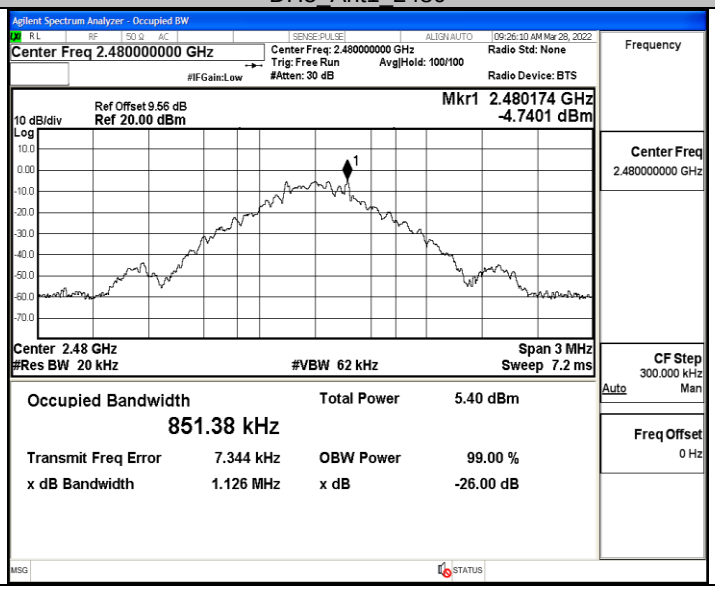

2DH5_Ant1_2402

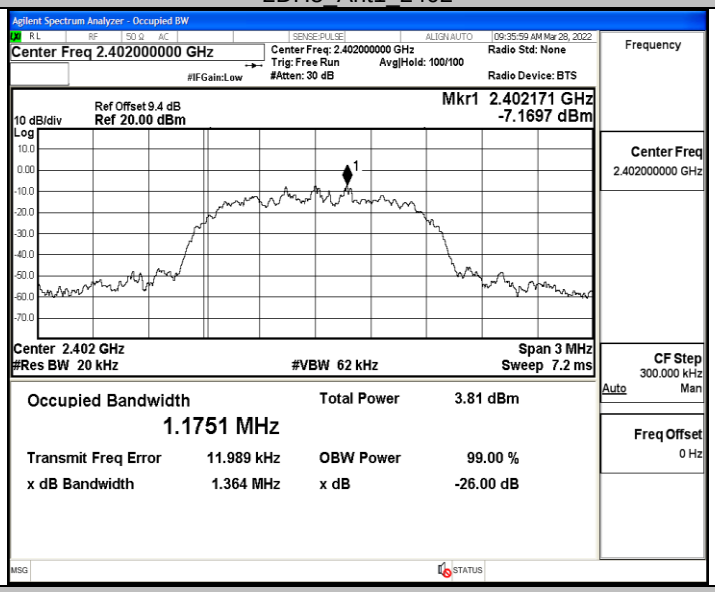

2DH5_Ant1_2441

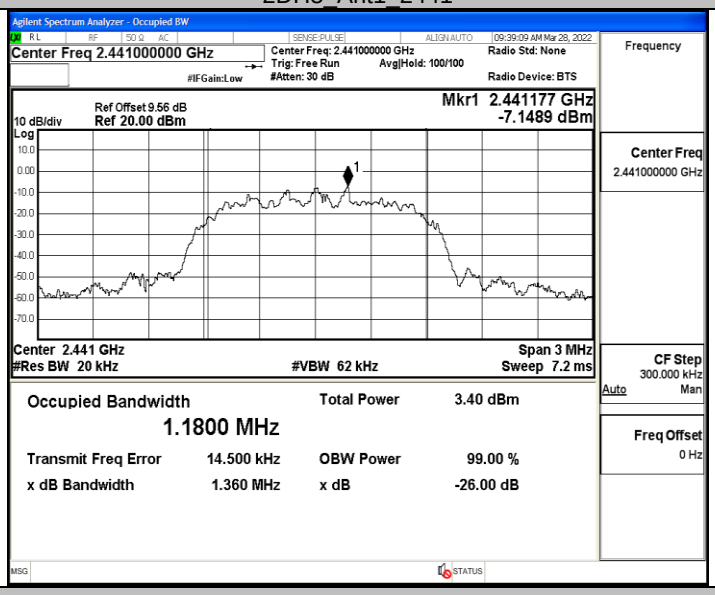

2DH5_Ant1_2480

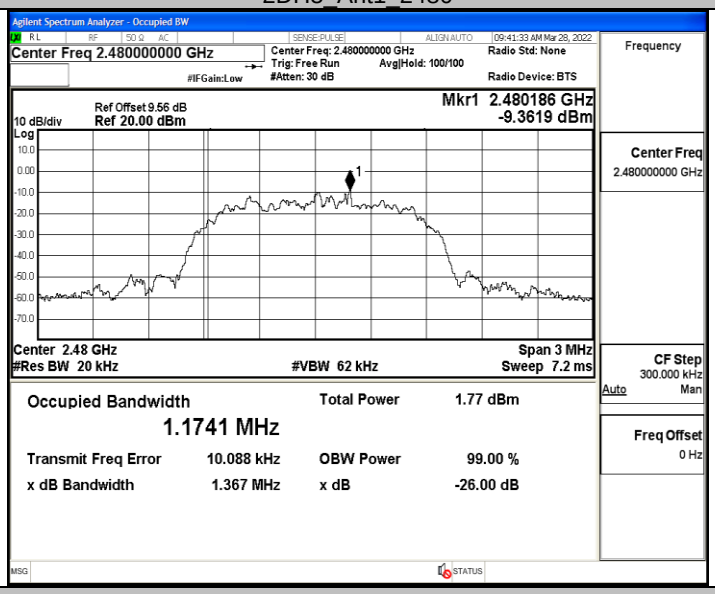

3DH5_Ant1_2402

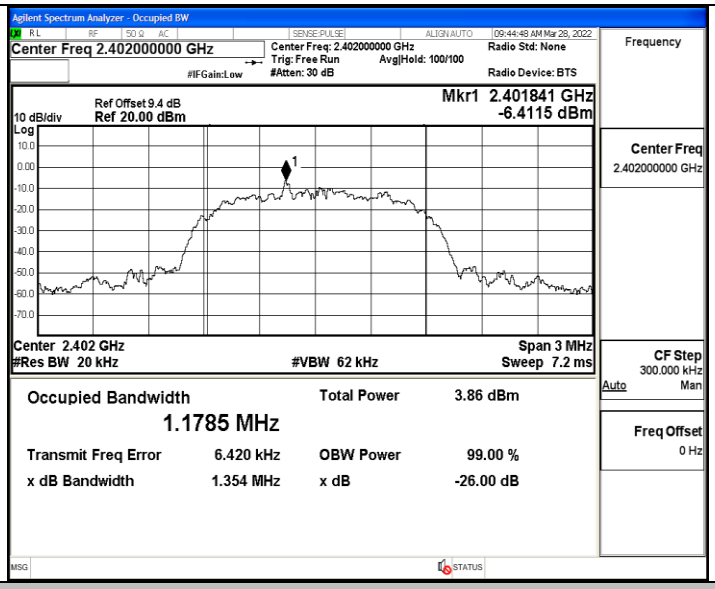

3DH5_Ant1_2441

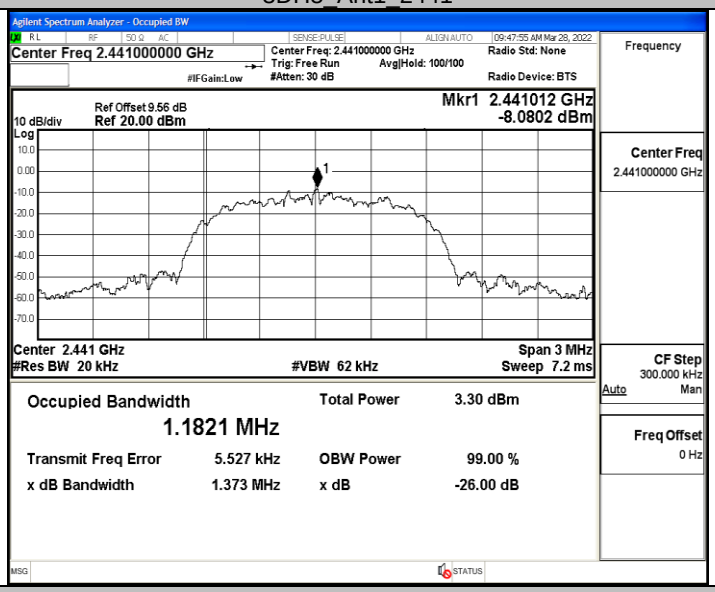

3DH5_Ant1_2480

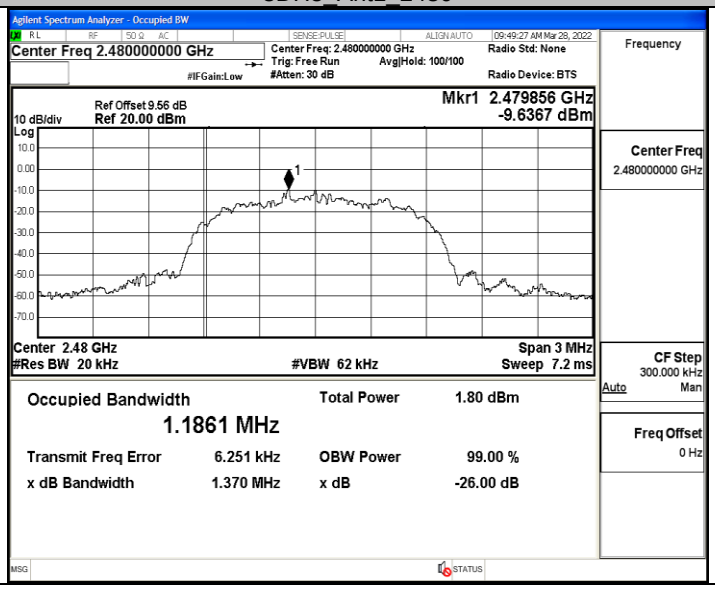

Appendix C: Maximum conducted output power

Test Result

TestMode	Antenna	Channel	Result[dBm]	Limit[dBm]	Verdict
DH5	Ant1	2402	0.44	≤30	PASS
		2441	0.25	≤30	PASS
		2480	-1.14	≤30	PASS
2DH5	Ant1	2402	-0.95	≤20.97	PASS
		2441	-1.35	≤20.97	PASS
		2480	-2.84	≤20.97	PASS
3DH5	Ant1	2402	-0.33	≤20.97	PASS
		2441	-0.81	≤20.97	PASS
		2480	-2.42	≤20.97	PASS

Test Graphs

DH5_Ant1_2402

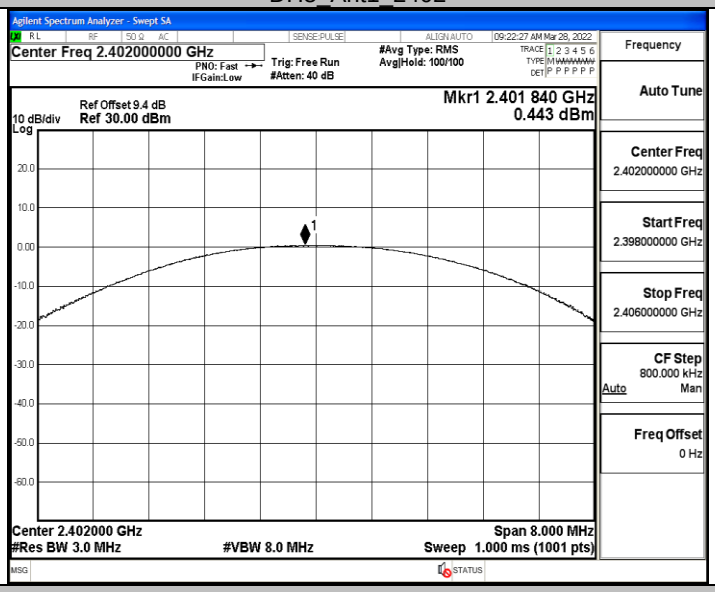

DH5_Ant1_2441

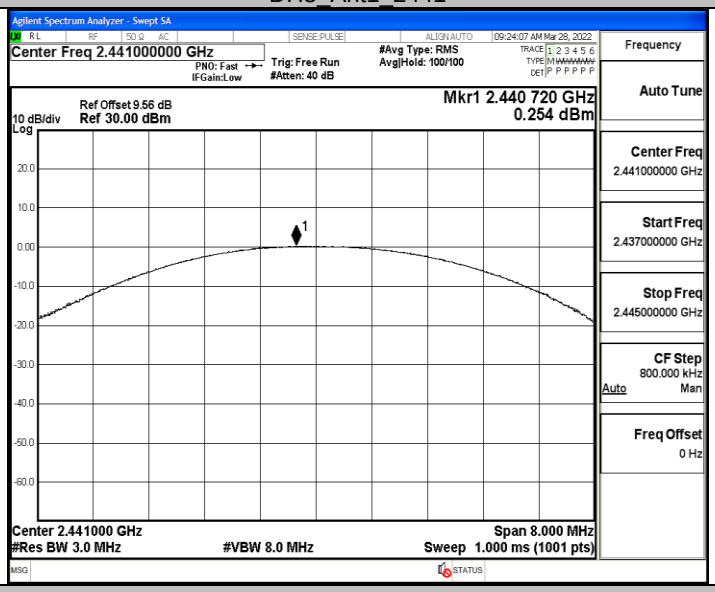

DH5_Ant1_2480

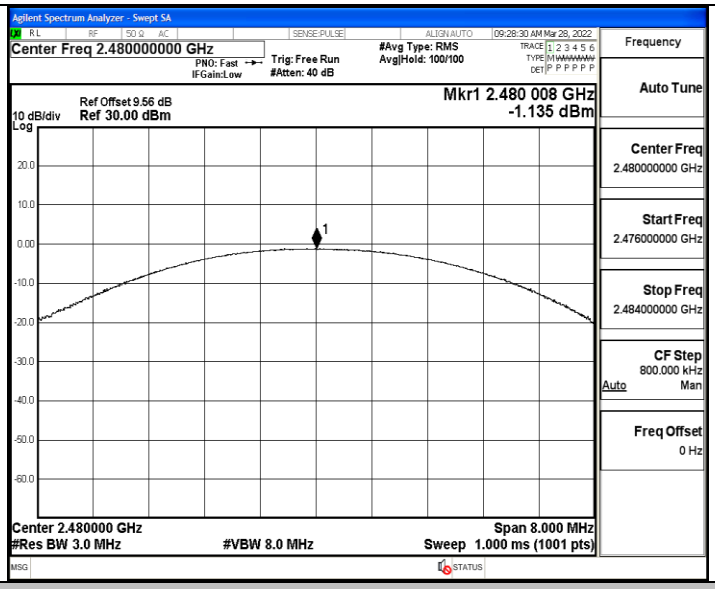

2DH5_Ant1_2402

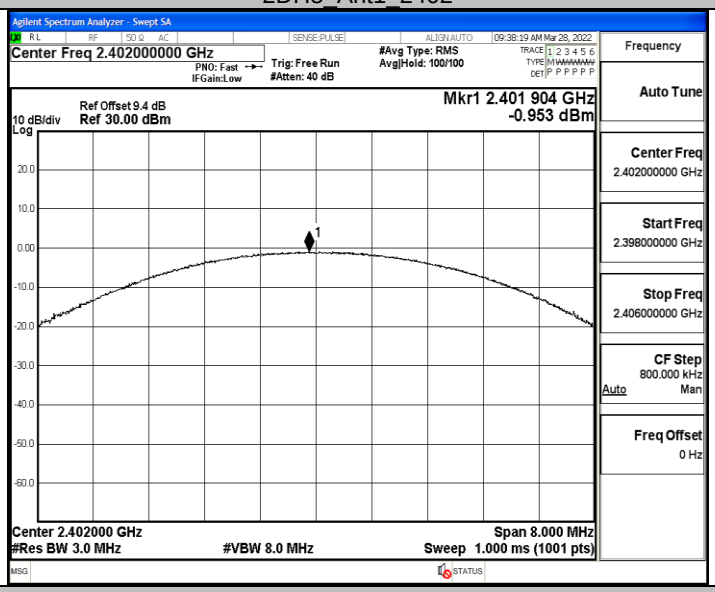

2DH5_Ant1_2441

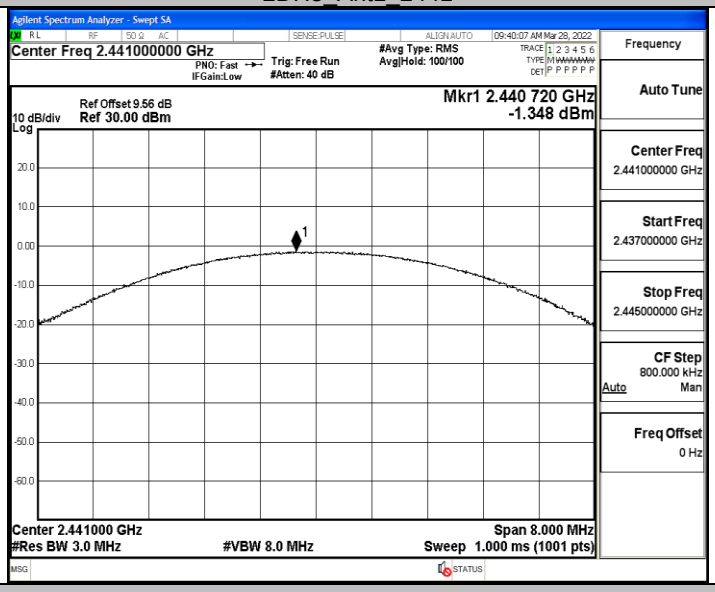

2DH5_Ant1_2480

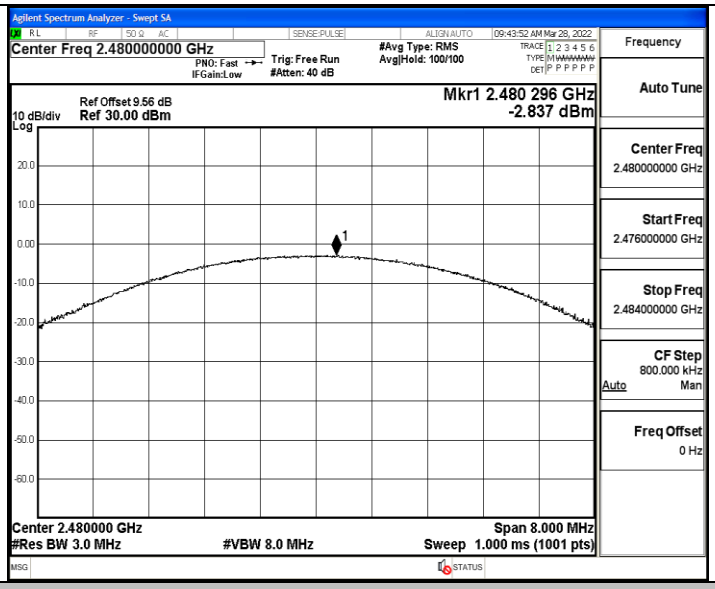

3DH5_Ant1_2402

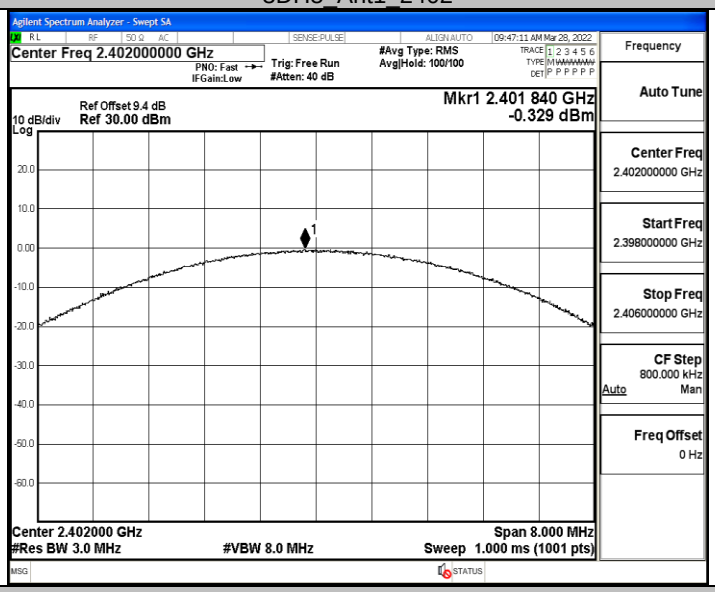

3DH5_Ant1_2441

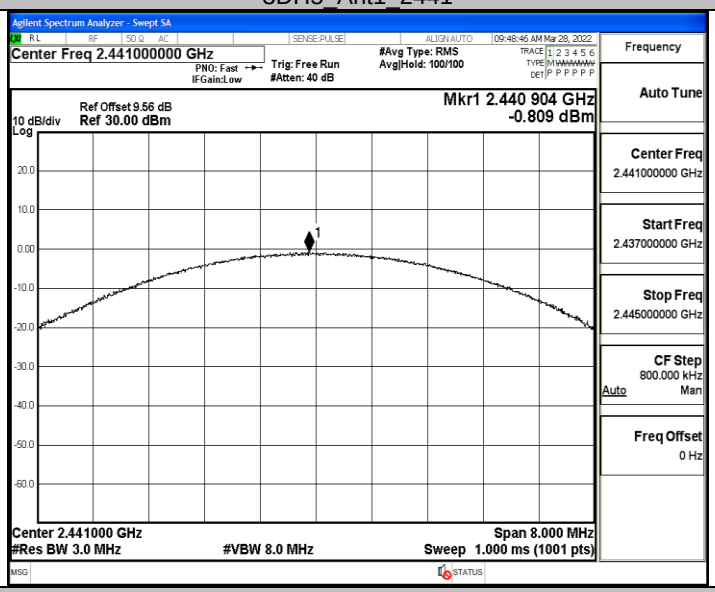

3DH5_Ant1_2480

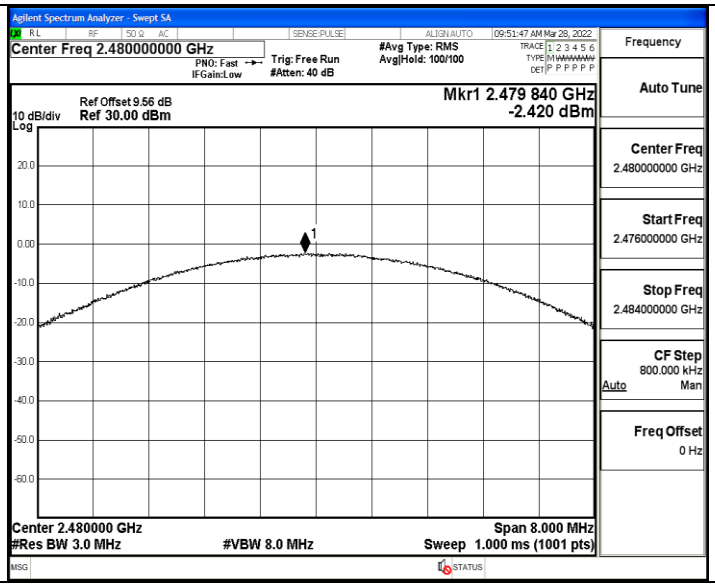
Agilent Spectrum Analyzer - Swept SA
Center Freq 2.480000000 GHz
PNO: Fast
IFGain:Low
Trig: Free Run
#Atten: 40 dB
#Avg Type: RMS
Avg|Hold: 100/100
09:51:47 AM Mar 28, 2022
Frequency
Auto Tune
Ref Offset 9.56 dB
10 dB/div Ref 30.00 dBm
Log
Mkr1 2.479 840 GHz
-2.420 dBm
Center Freq
2.480000000 GHz
Start Freq
2.476000000 GHz
Stop Freq
2.484000000 GHz
CF Step
800.000 kHz
Auto Man
Freq Offset
0 Hz
Center 2.480000 GHz
#Res BW 3.0 MHz
#VBW 8.0 MHz
Span 8.000 MHz
Sweep 1.000 ms (1001 pts)

Appendix D: Carrier frequency separation

Test Result

TestMode	Antenna	Channel	Result[MHz]	Limit[MHz]	Verdict
DH5	Ant1	Hop	0.994	≥0.942	PASS
2DH5	Ant1	Hop	1.006	≥0.874	PASS
3DH5	Ant1	Hop	0.978	≥0.850	PASS

Test Graphs

DH5_Ant1_Hop

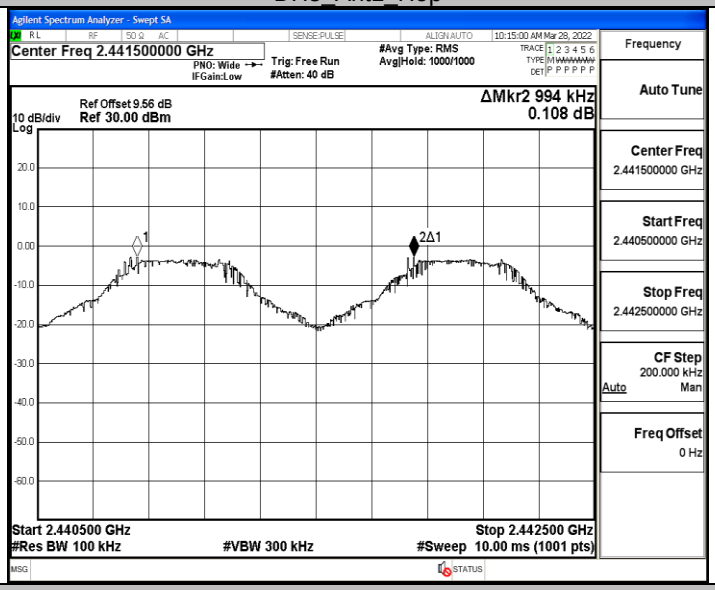

2DH5_Ant1_Hop

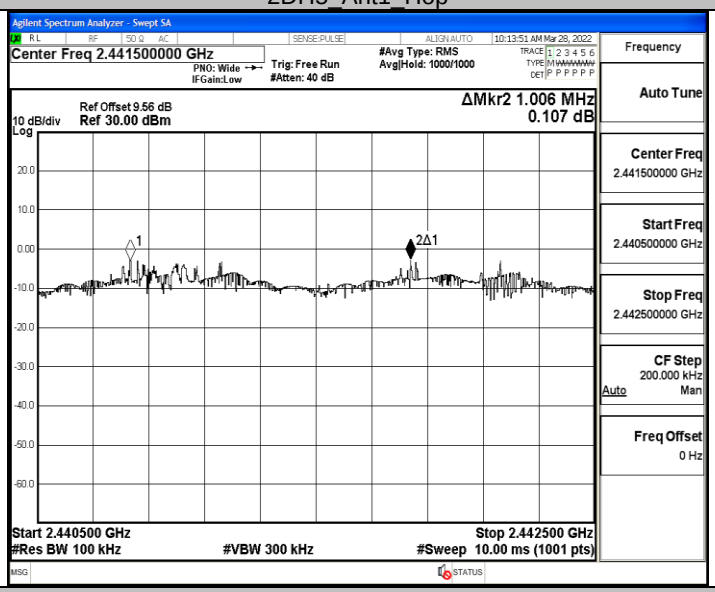

3DH5_Ant1_Hop

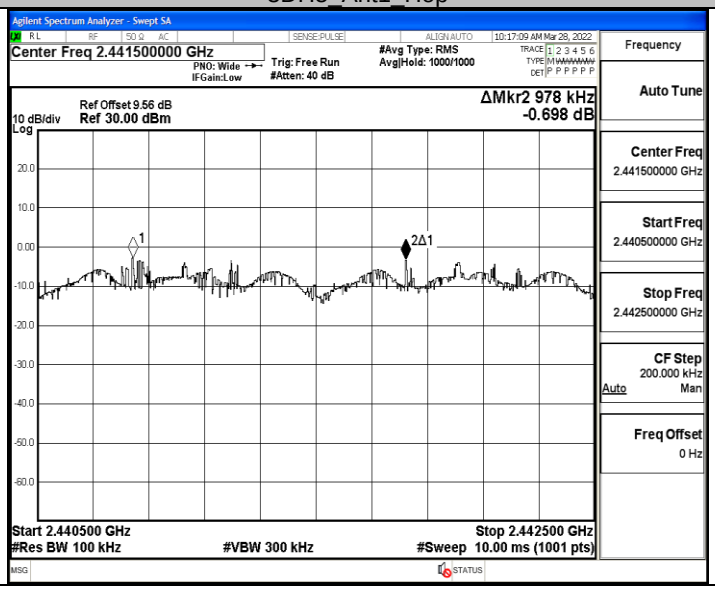

Appendix E: Time of occupancy

Test Result

TestMode	Antenna	Channel	BurstWidth [ms]	TotalHops [Num]	Result[s]	Limit[s]	Verdict
DH5	Ant1	Hop	2.89	130	0.375	≤0.4	PASS
2DH5	Ant1	Hop	2.89	120	0.347	≤0.4	PASS
3DH5	Ant1	Hop	2.88	130	0.375	≤0.4	PASS

Test Graphs

DH5_Ant1_Hop

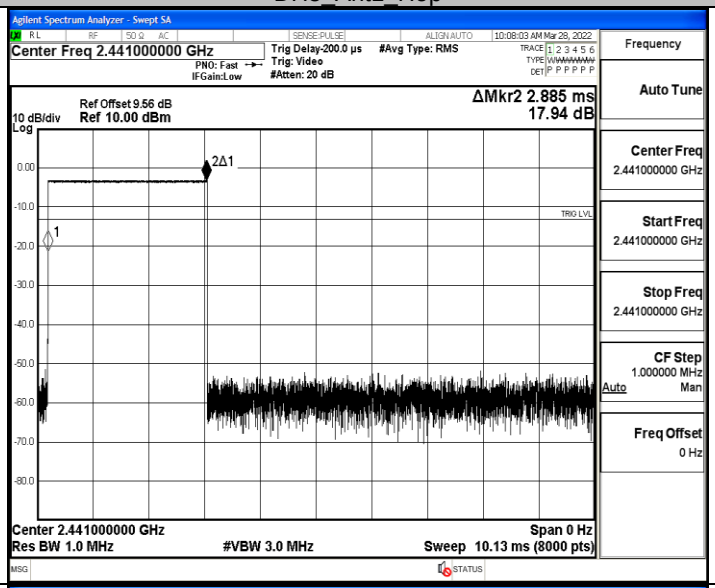

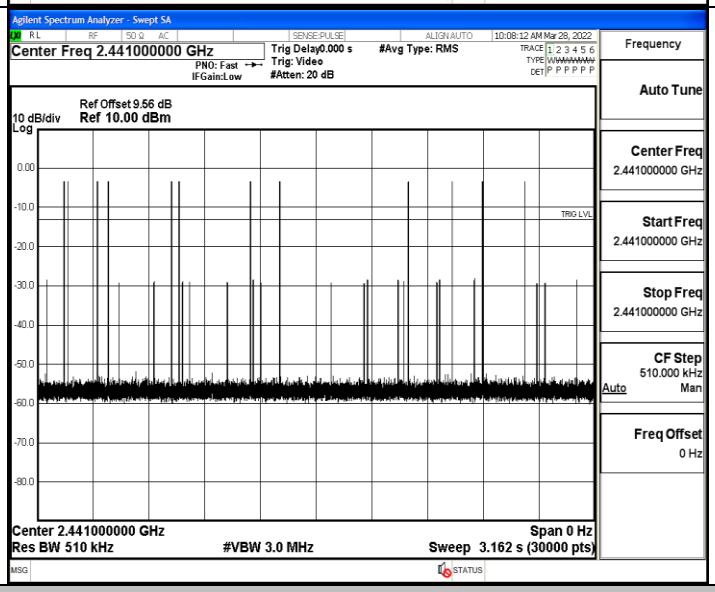

2DH5_Ant1_Hop

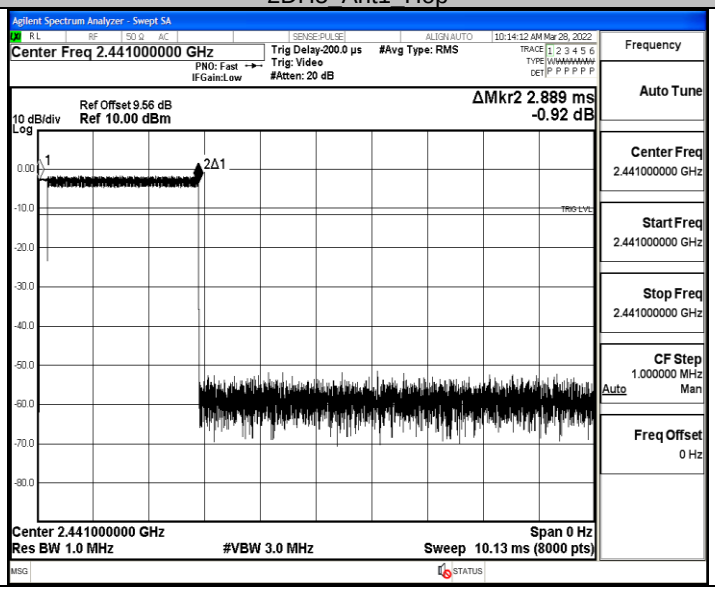

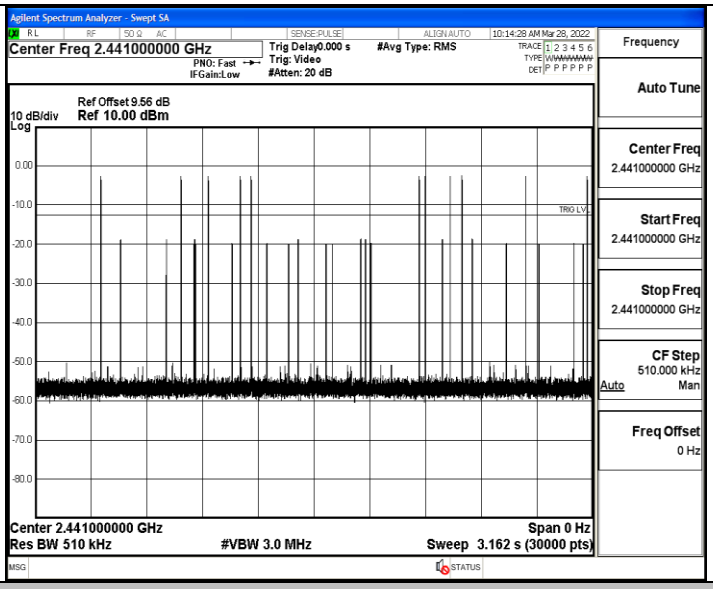

3DH5_Ant1_Hop

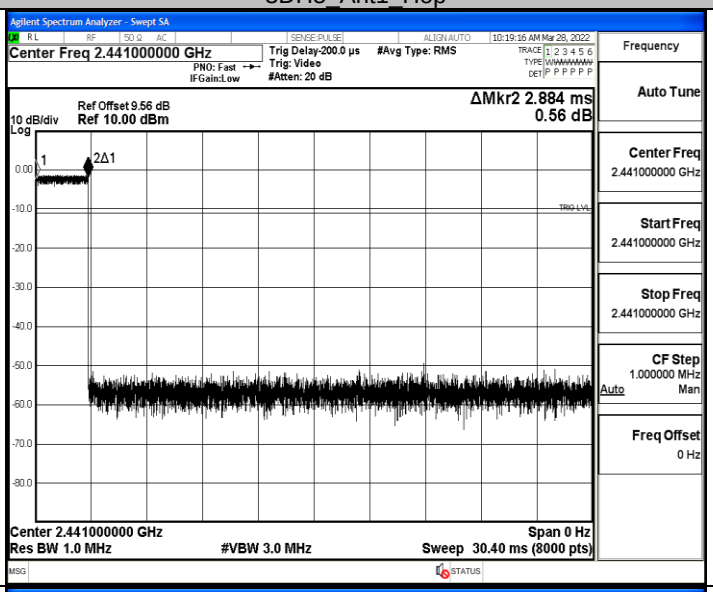

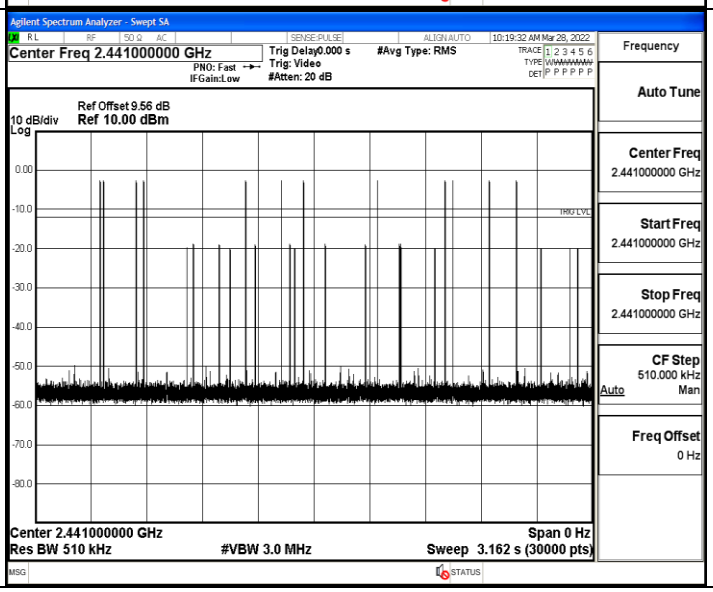

Appendix F: Number of hopping channels

Test Result

TestMode	Antenna	Channel	Result[Num]	Limit[Num]	Verdict
DH5	Ant1	Hop	79	≥15	PASS
2DH5	Ant1	Hop	79	≥15	PASS
3DH5	Ant1	Hop	79	≥15	PASS

Test Graphs

DH5_Ant1_Hop

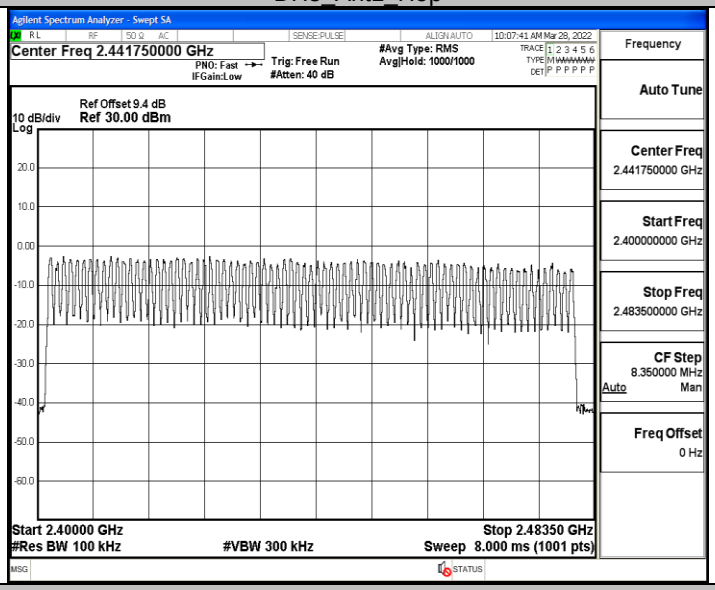

2DH5_Ant1_Hop

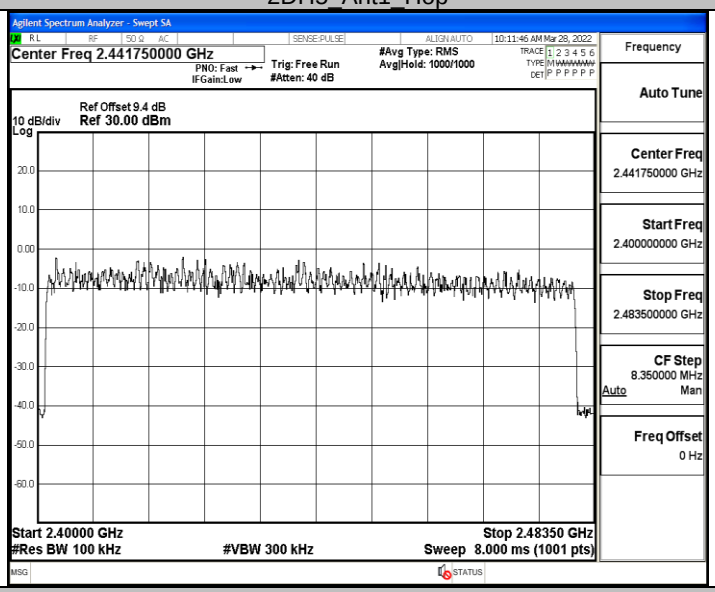

3DH5_Ant1_Hop

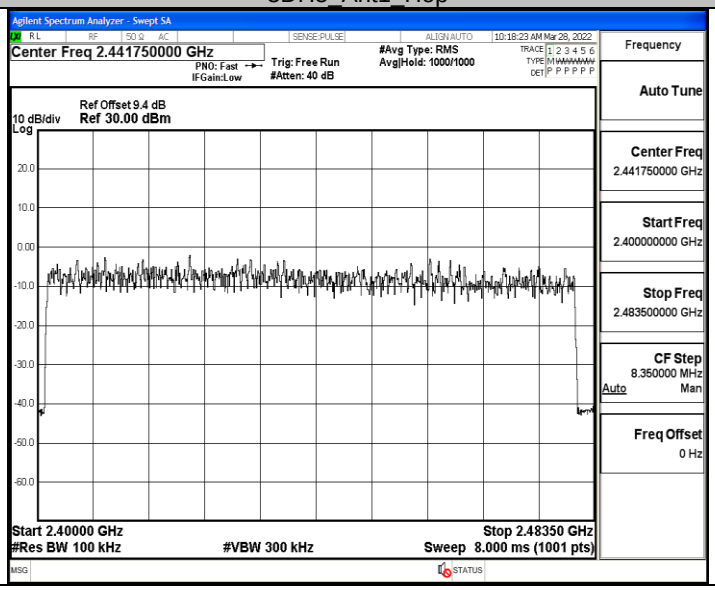

Appendix G: Band edge measurements

Test Result

TestMode	Antenna	ChName	Channel	RefLevel [dBm]	Result [dBm]	Limit [dBm]	Verdict
DH5	Ant1	Low	2402	0.13	-49.7	≤-19.87	PASS
		High	2480	-1.55	-47.79	≤-21.55	PASS
		Low	Hop_2402	-3.92	-50.15	≤-23.92	PASS
		High	Hop_2480	-4.45	-48.76	≤-24.45	PASS
2DH5	Ant1	Low	2402	-2.52	-49.56	≤-22.52	PASS
		High	2480	-4.46	-48.95	≤-24.46	PASS
		Low	Hop_2402	-6.79	-49.09	≤-26.79	PASS
		High	Hop_2480	-5.84	-48.57	≤-25.84	PASS
3DH5	Ant1	Low	2402	-2.43	-50.11	≤-22.43	PASS
		High	2480	-4.40	-48.84	≤-24.4	PASS
		Low	Hop_2402	-5.41	-49.47	≤-25.41	PASS
		High	Hop_2480	-4.59	-49.1	≤-24.59	PASS

Test Graphs

DH5_Ant1_Low_2402

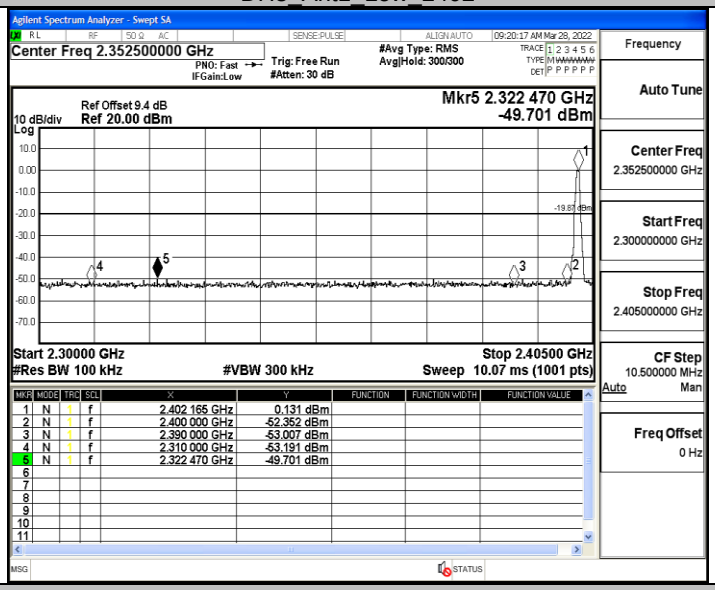

DH5_Ant1_High_2480

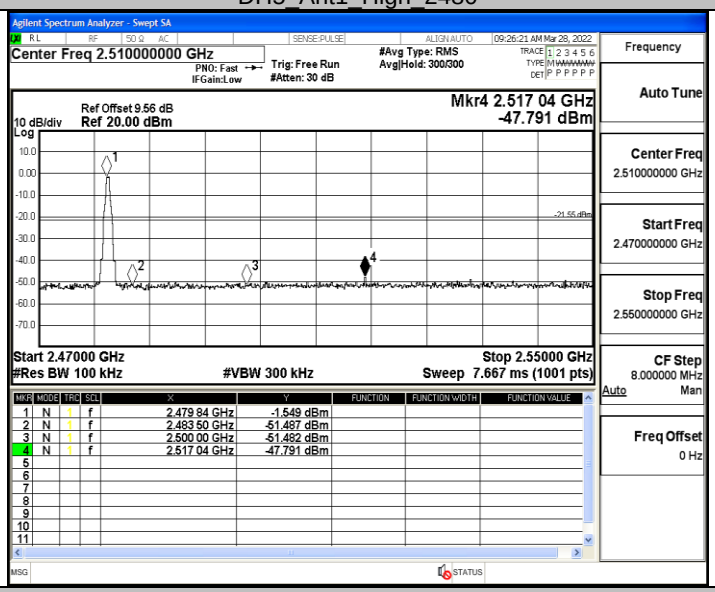

DH5_Ant1_Low_Hop_2402

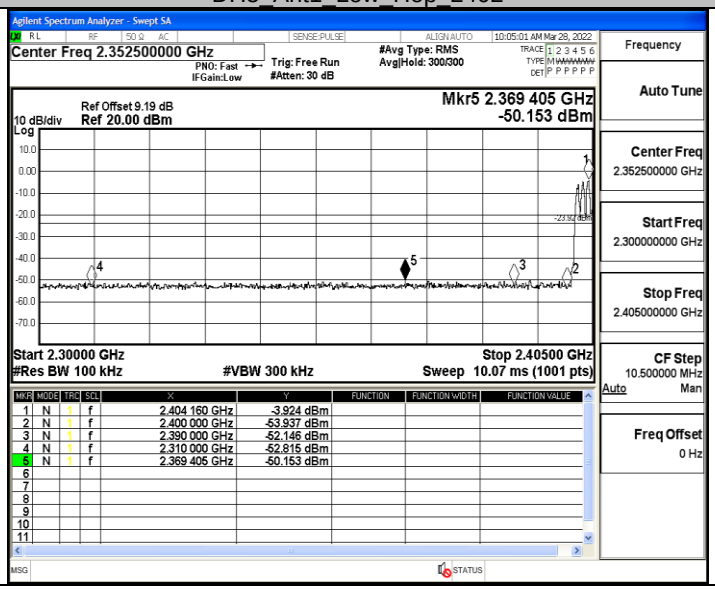

DH5_Ant1_High_Hop_2480

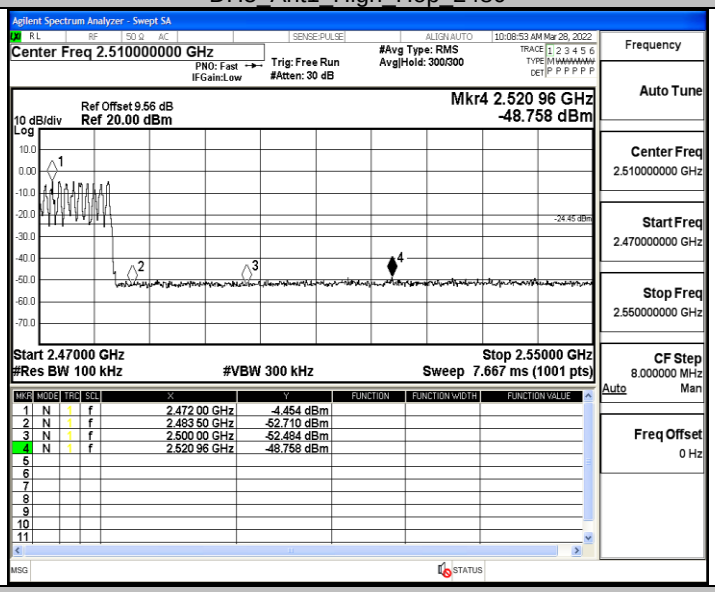

2DH5_Ant1_Low_2402

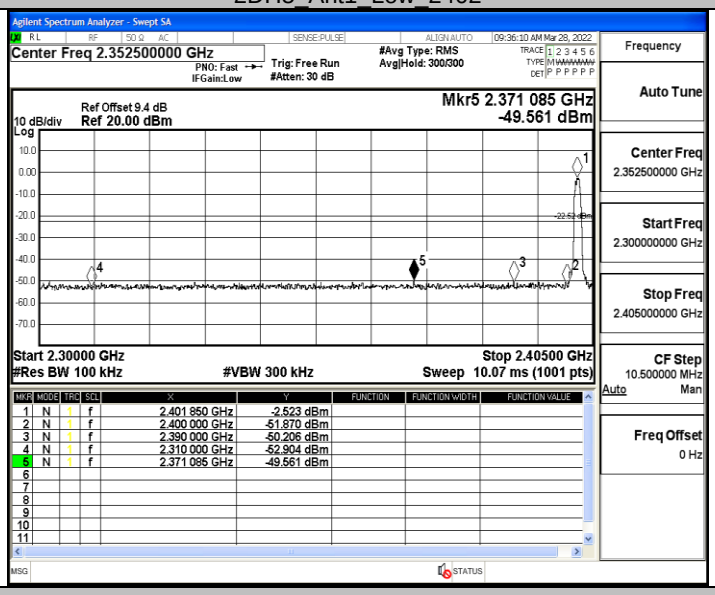

2DH5_Ant1_High_2480

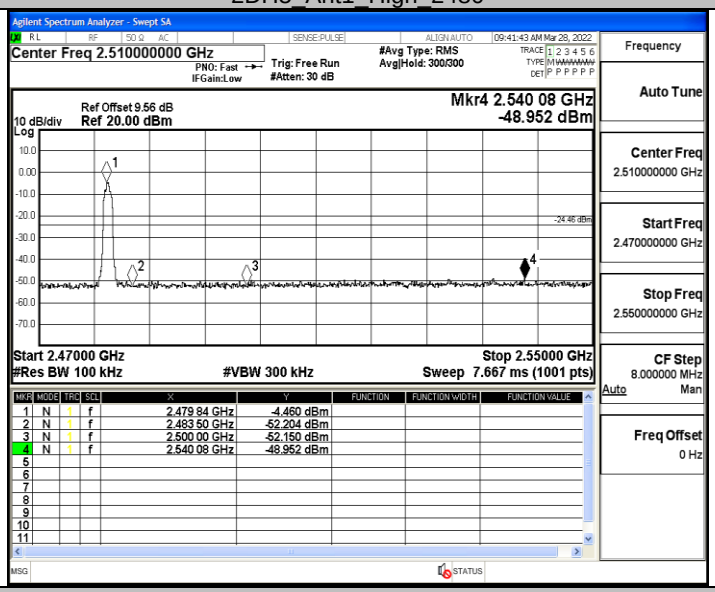

2DH5_Ant1_Low_Hop_2402

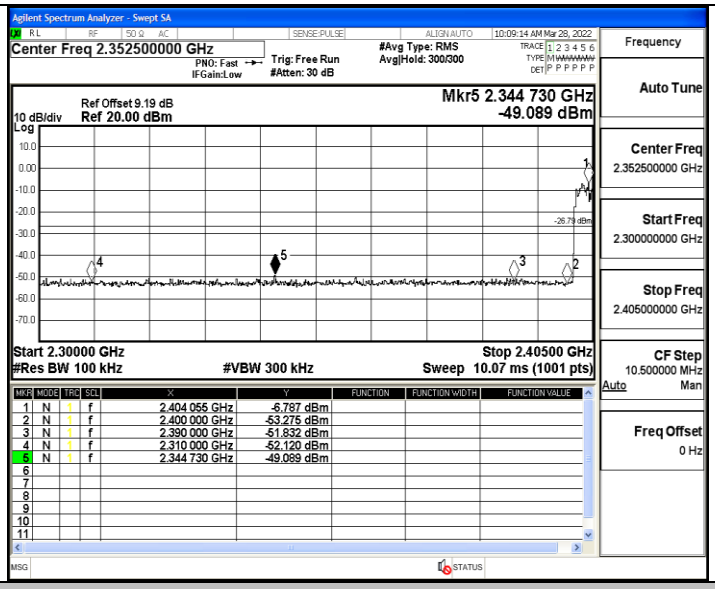

2DH5_Ant1_High_Hop_2480

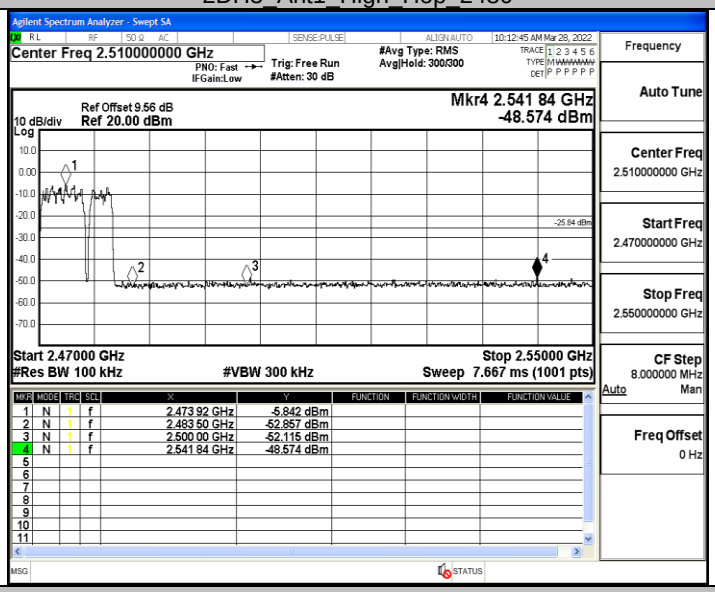

3DH5_Ant1_Low_2402

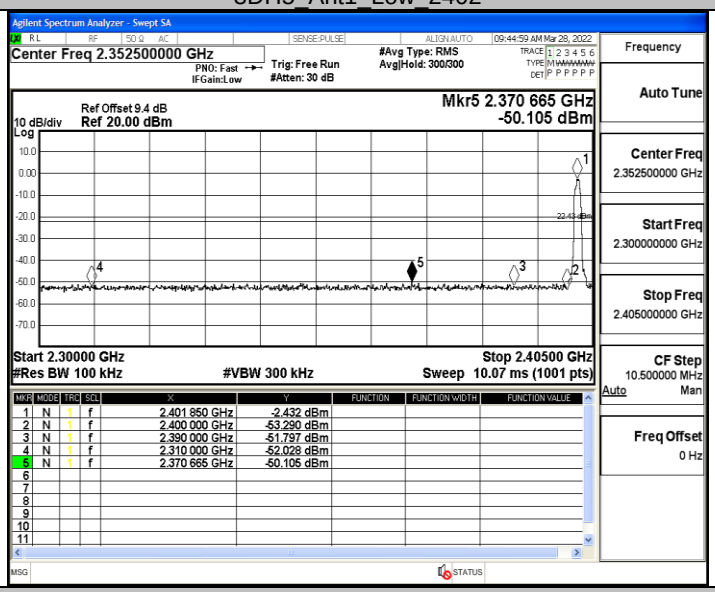

3DH5_Ant1_High_2480

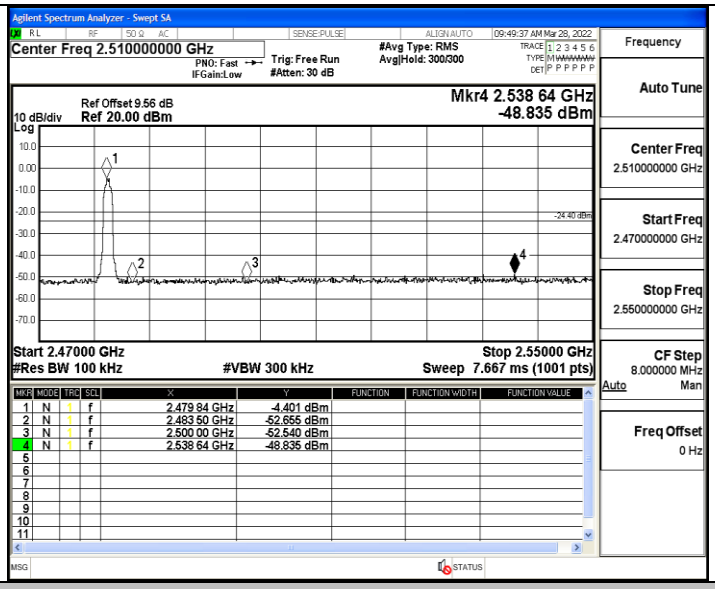

3DH5_Ant1_Low_Hop_2402

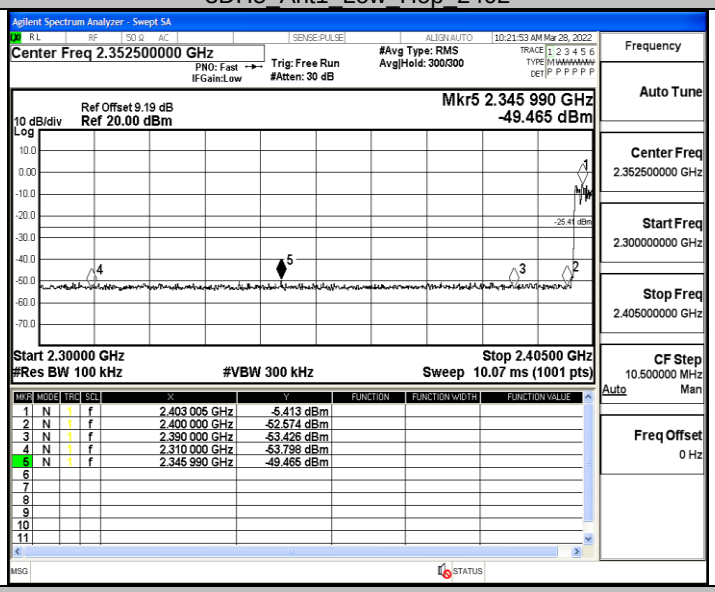

3DH5_Ant1_High_Hop_2480

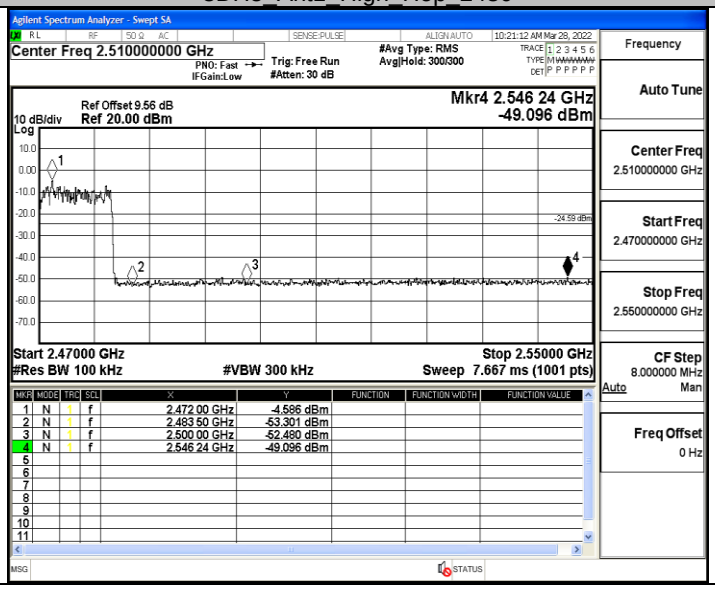

Appendix H: Conducted Spurious Emission

Test Result

TestMode	Antenna	Channel	FreqRange [MHz]	RefLevel [dBm]	Result [dBm]	Limit [dBm]	Verdict
DH5	Ant1	2402	Reference	-0.40	-0.40	---	PASS
			30~1000	-0.40	-61.84	≤-20.4	PASS
			1000~26500	-0.40	-49.22	≤-20.4	PASS
		2441	Reference	-0.66	-0.66	---	PASS
			30~1000	-0.66	-61.17	≤-20.66	PASS
			1000~26500	-0.66	-52.21	≤-20.66	PASS
		2480	Reference	-1.63	-1.63	---	PASS
			30~1000	-1.63	-60.67	≤-21.63	PASS
			1000~26500	-1.63	-51.01	≤-21.63	PASS
2DH5	Ant1	2402	Reference	-3.15	-3.15	---	PASS
			30~1000	-3.15	-61.11	≤-23.15	PASS
			1000~26500	-3.15	-51.36	≤-23.15	PASS
		2441	Reference	-6.48	-6.48	---	PASS
			30~1000	-6.48	-60.9	≤-26.48	PASS
			1000~26500	-6.48	-50.51	≤-26.48	PASS
		2480	Reference	-5.55	-5.55	---	PASS
			30~1000	-5.55	-61.51	≤-25.55	PASS
			1000~26500	-5.55	-50.99	≤-25.55	PASS
3DH5	Ant1	2402	Reference	-2.92	-2.92	---	PASS
			30~1000	-2.92	-60.84	≤-22.92	PASS
			1000~26500	-2.92	-51.48	≤-22.92	PASS
		2441	Reference	-3.11	-3.11	---	PASS
			30~1000	-3.11	-60.81	≤-23.11	PASS
			1000~26500	-3.11	-49.76	≤-23.11	PASS
		2480	Reference	-7.49	-7.49	---	PASS
			30~1000	-7.49	-61.81	≤-27.49	PASS
			1000~26500	-7.49	-51.4	≤-27.49	PASS

Test Graphs

DH5_Ant1_2402_0~Reference

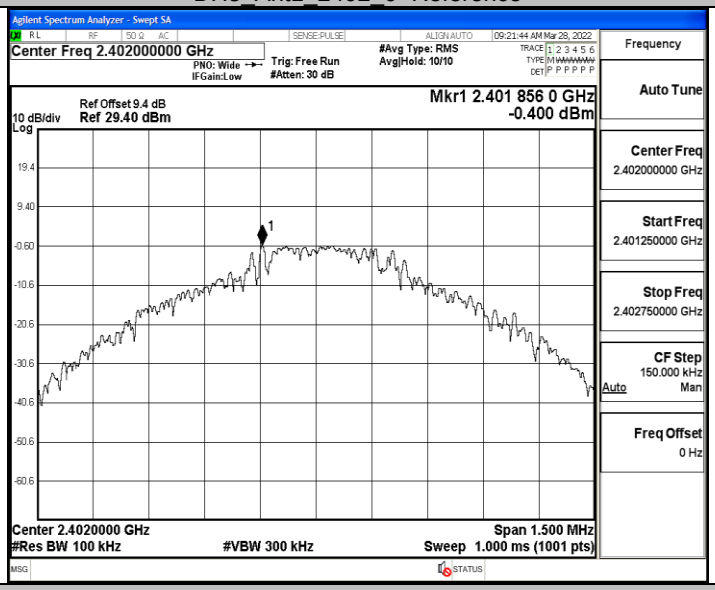

DH5_Ant1_2402_30~1000

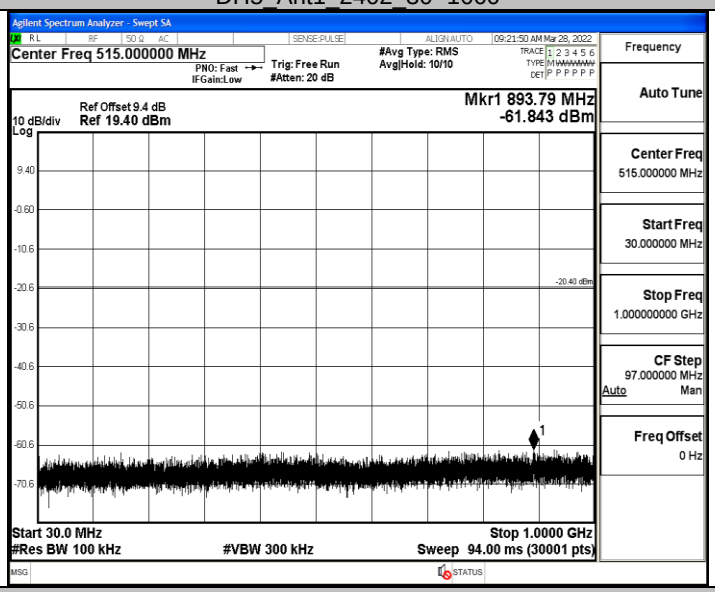

DH5_Ant1_2402_1000~26500

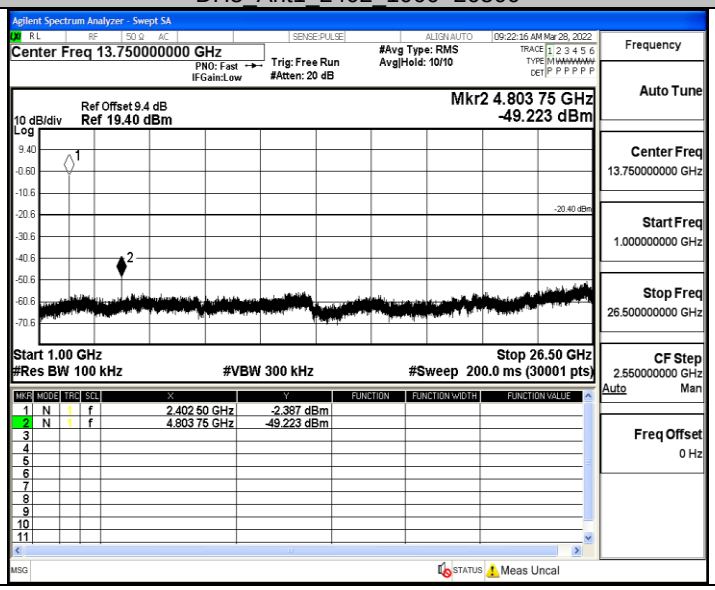

DH5_Ant1_2441_0~Reference

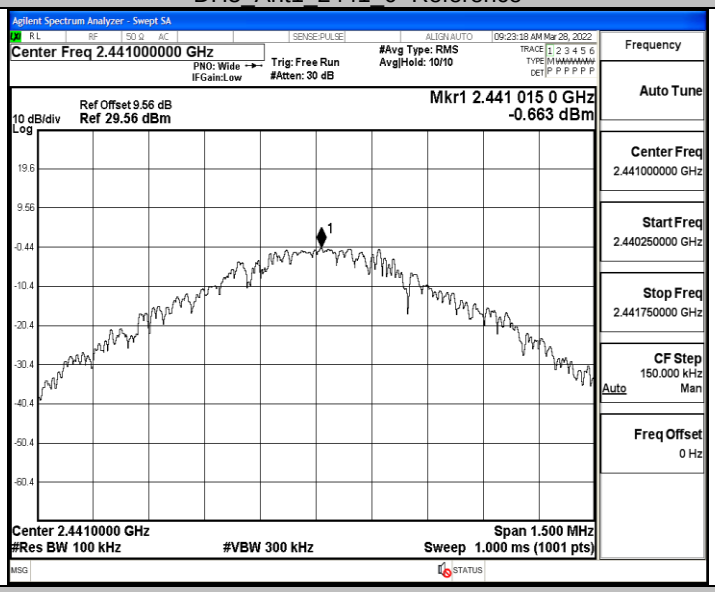

DH5_Ant1_2441_30~1000

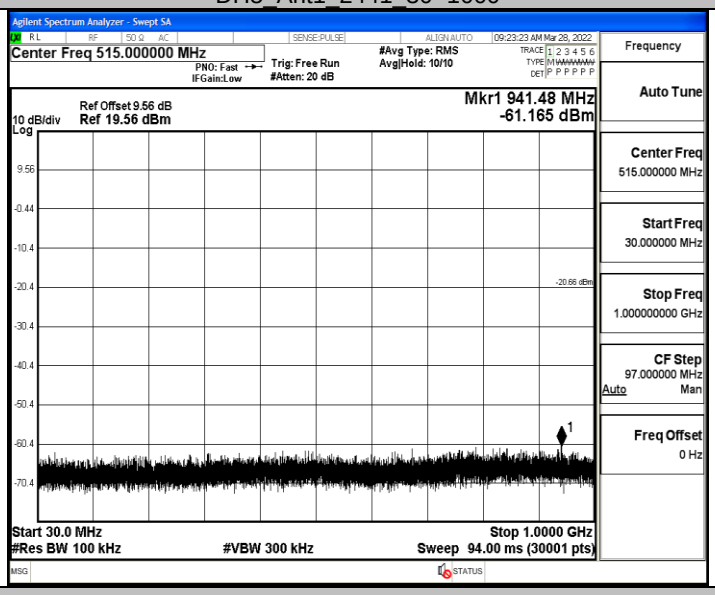

DH5_Ant1_2441_1000~26500

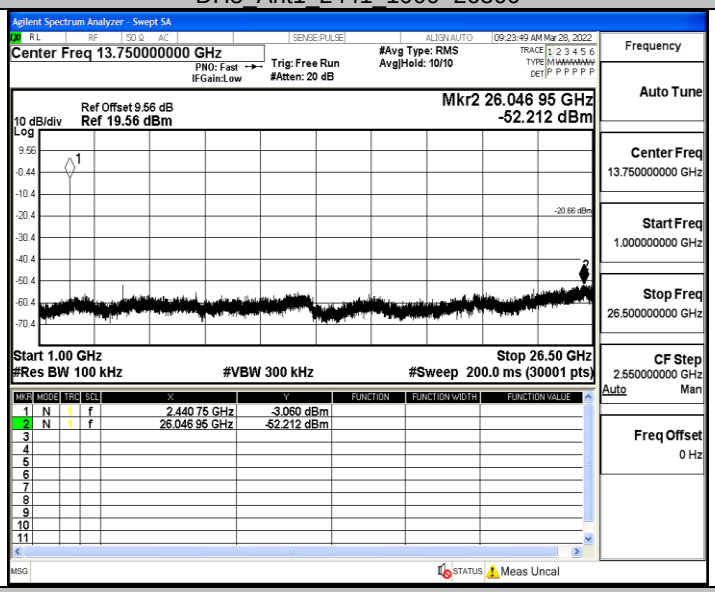

DH5_Ant1_2480_0~Reference