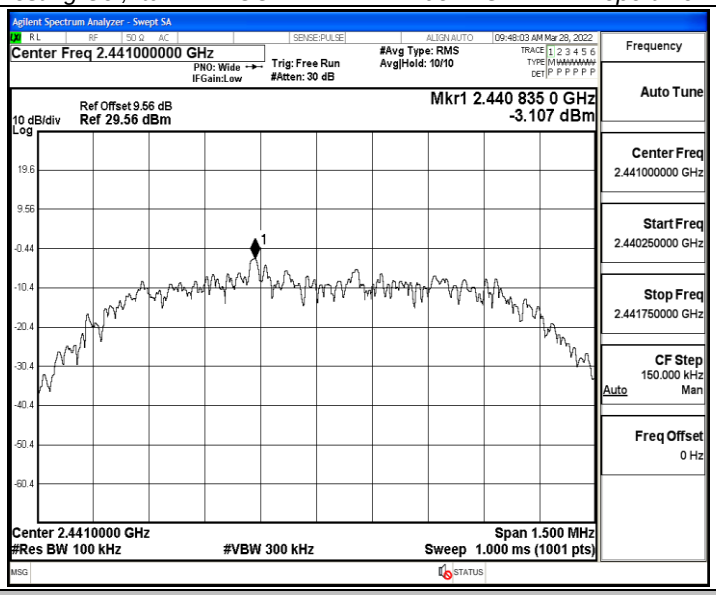

3DH5_Ant1_2441_30~1000

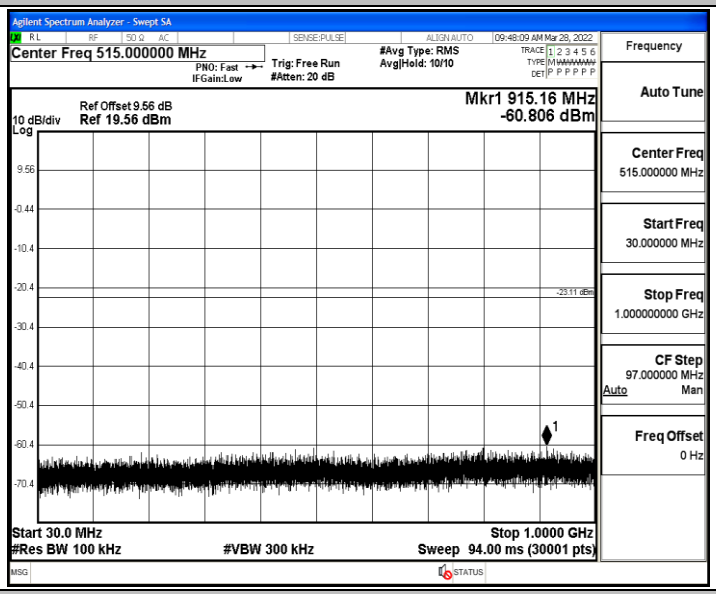

3DH5_Ant1_2441_1000~26500

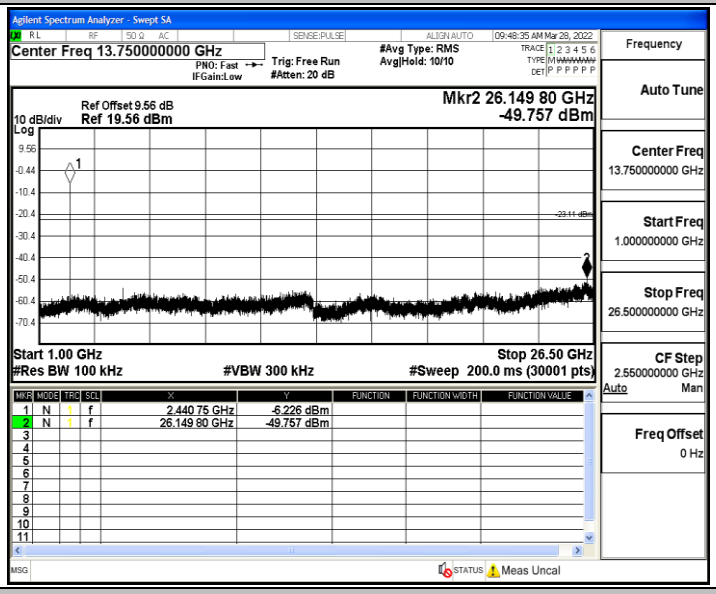

3DH5_Ant1_2480_0~Reference

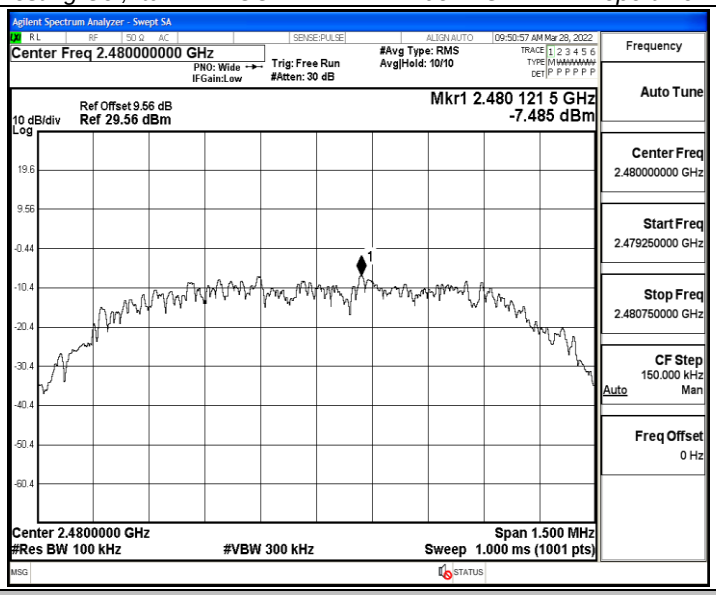

3DH5_Ant1_2480_30~1000

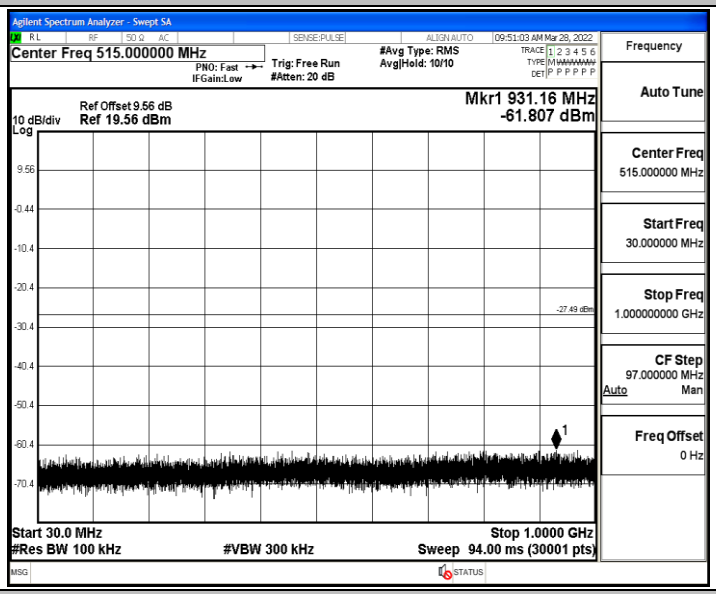

3DH5_Ant1_2480_1000~26500

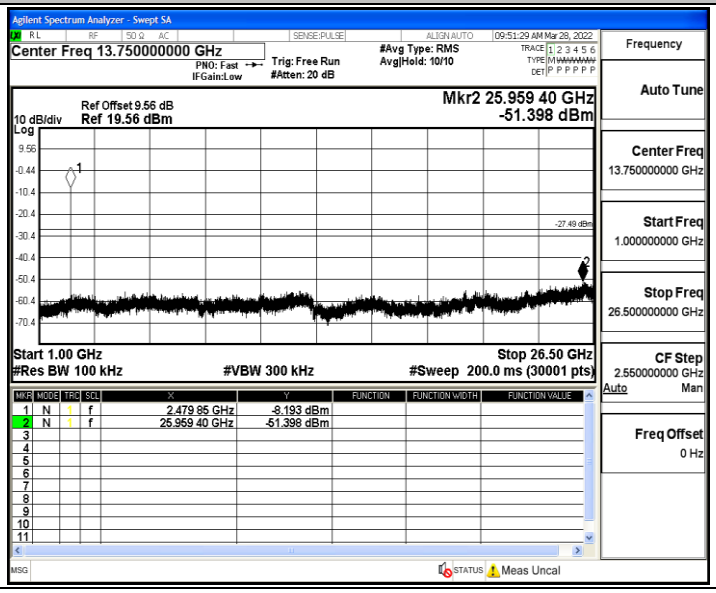

Appendix I: Duty Cycle

Test Result

TestMode	Antenna	Channel	Transmission Duration [ms]	Transmission Period [ms]	Duty Cycle [%]	1/T
DH5	Ant1	2402	2.86	3.77	75.86	0.35
		2441	2.86	3.76	76.06	0.35
		2480	2.86	3.77	75.86	0.35
2DH5	Ant1	2402	2.88	3.78	76.19	0.35
		2441	2.87	3.78	75.93	0.35
		2480	2.88	3.79	75.99	0.35
3DH5	Ant1	2402	2.88	3.78	76.19	0.35
		2441	2.89	3.79	76.25	0.35
		2480	2.88	3.78	76.19	0.35

Test Graphs

DH5_Ant1_2402

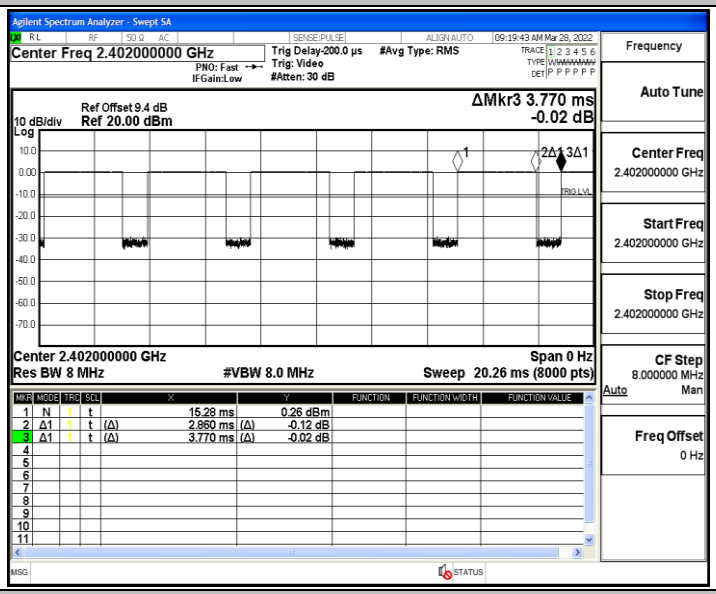

DH5_Ant1_2441

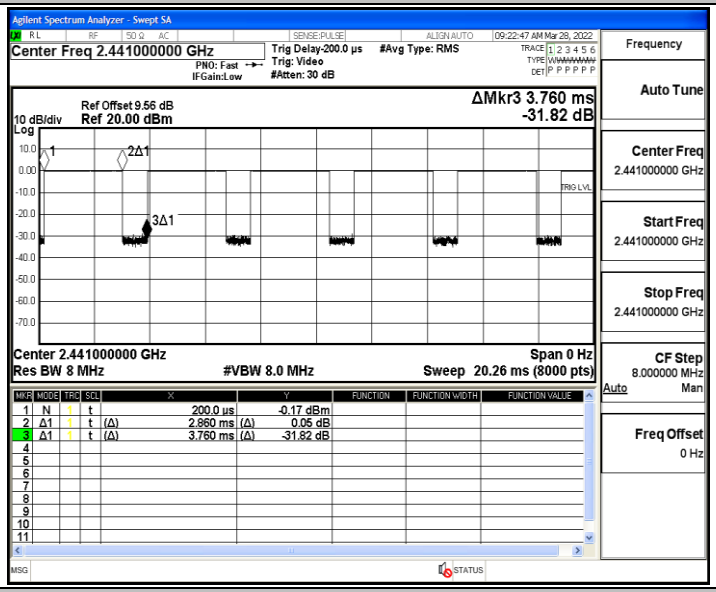

DH5_Ant1_2480

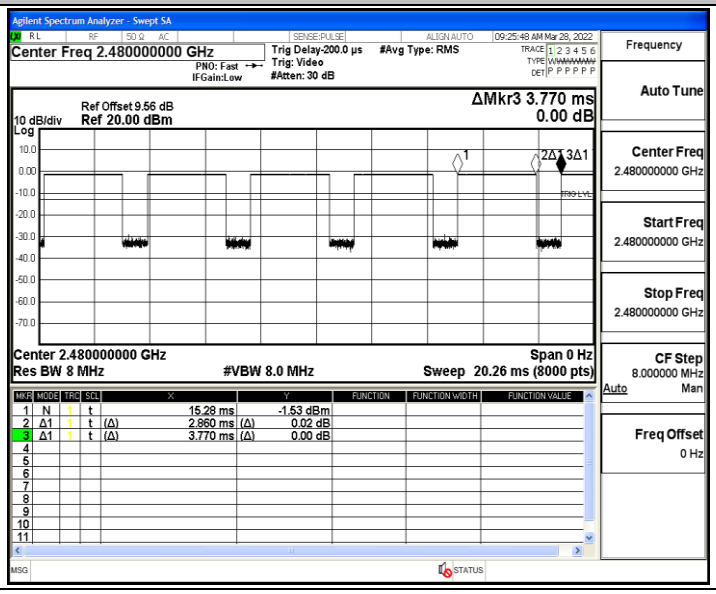

2DH5_Ant1_2402

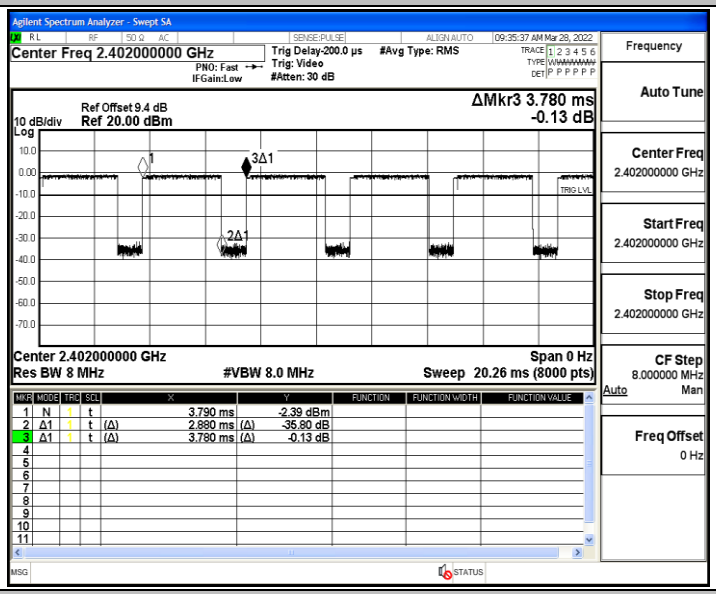

2DH5_Ant1_2441

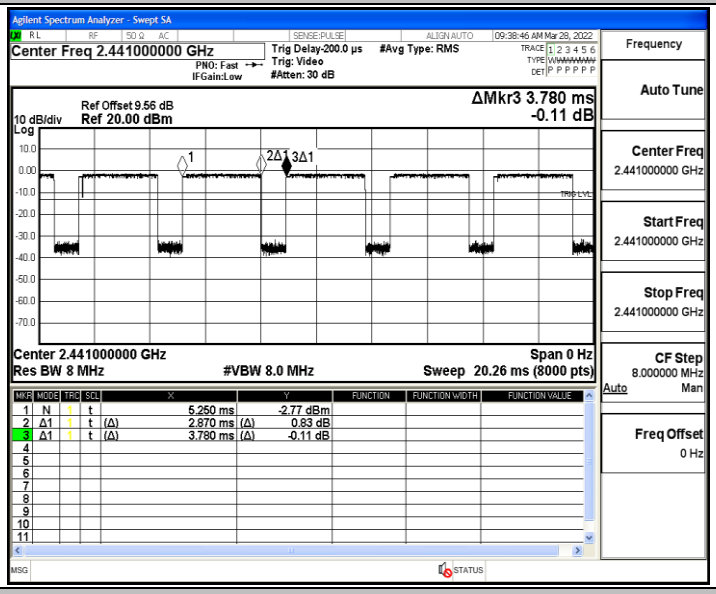

2DH5_Ant1_2480

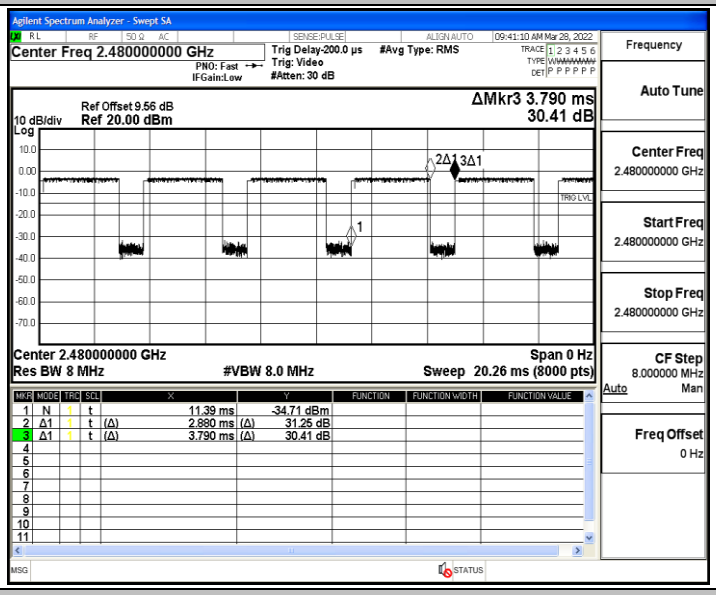

3DH5_Ant1_2402

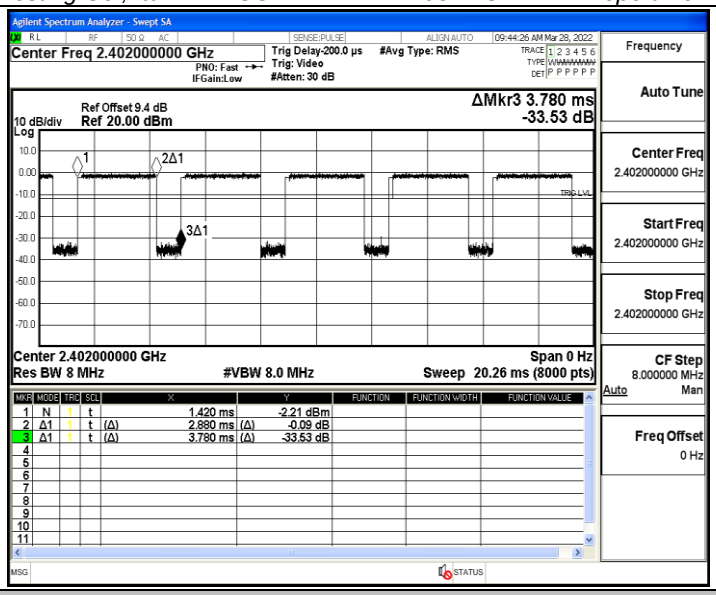

3DH5_Ant1_2441

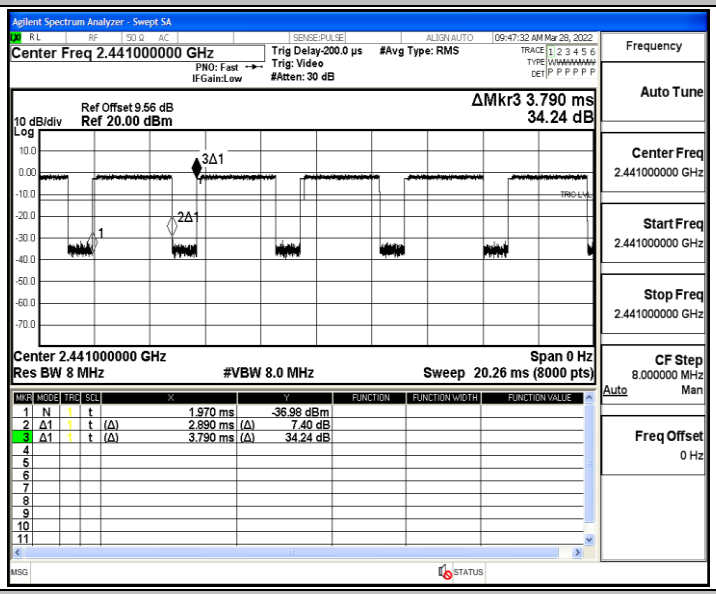

3DH5_Ant1_2480

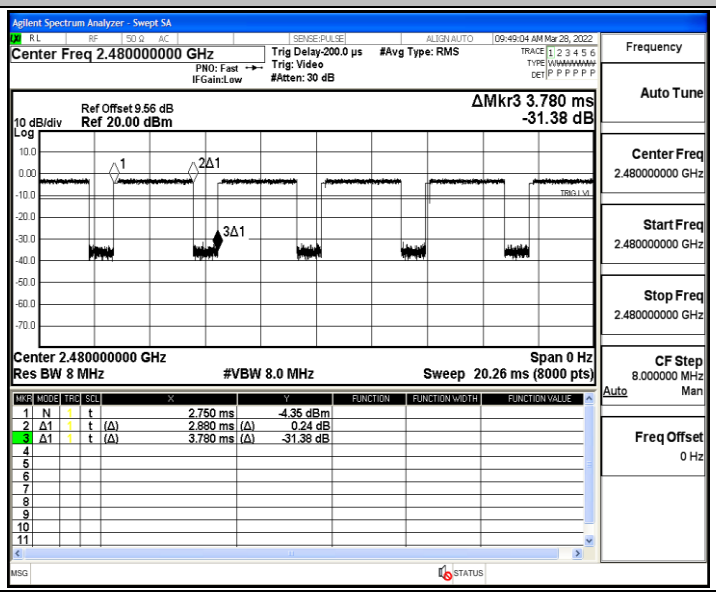

Appendix J: Emissions in Restricted Bands

Test Result

TestMode	Antenna	ChName	Channel	Detector	Freq(MHz)	Result(dBm)	Limit(dBm)	Verdict
DH5	Ant1	Low	2402	AV	2310.000	-48.57	≤-41.20	PASS
				AV	2387.045	-48.17	≤-41.20	PASS
				AV	2390.000	-48.34	≤-41.20	PASS
				Peak	2310.000	-42.33	≤-21.20	PASS
				Peak	2371.610	-37.69	≤-21.20	PASS
				Peak	2390.000	-41.32	≤-21.20	PASS
		High	2480	AV	2483.500	-47.75	≤-41.20	PASS
				AV	2499.680	-47.55	≤-41.20	PASS
				AV	2500.000	-47.47	≤-41.20	PASS
				Peak	2483.500	-40	≤-21.20	PASS
				Peak	2490.960	-37.78	≤-21.20	PASS
				Peak	2500.000	-41.23	≤-21.20	PASS
2DH5	Ant1	Low	2402	AV	2310.000	-48.45	≤-41.20	PASS
				AV	2385.680	-48.24	≤-41.20	PASS
				AV	2390.000	-48.34	≤-41.20	PASS
				Peak	2310.000	-41.53	≤-21.20	PASS
				Peak	2389.355	-37.86	≤-21.20	PASS
				Peak	2390.000	-42.22	≤-21.20	PASS
		High	2480	AV	2483.500	-47.79	≤-41.20	PASS
				AV	2492.960	-47.55	≤-41.20	PASS
				AV	2500.000	-47.5	≤-41.20	PASS
				Peak	2483.500	-39.62	≤-21.20	PASS
				Peak	2485.840	-38.37	≤-21.20	PASS
				Peak	2500.000	-38.06	≤-21.20	PASS
3DH5	Ant1	Low	2402	AV	2310.000	-48.67	≤-41.20	PASS
				AV	2372.345	-48.16	≤-41.20	PASS
				AV	2390.000	-48.24	≤-41.20	PASS
				Peak	2310.000	-41.45	≤-21.20	PASS
				Peak	2353.865	-38.14	≤-21.20	PASS
				Peak	2390.000	-41.42	≤-21.20	PASS
		High	2480	AV	2483.500	-47.74	≤-41.20	PASS
				AV	2499.280	-47.52	≤-41.20	PASS
				AV	2500.000	-47.58	≤-41.20	PASS
				Peak	2483.500	-41.65	≤-21.20	PASS
				Peak	2495.200	-37.12	≤-21.20	PASS
				Peak	2500.000	-39.59	≤-21.20	PASS

Note：

1. The Antenna Gain is compensated in the graph with 2dBi and Antenna Gain which is Higher.
2. The limit in dBm for average detector is conversion from 54dBuV/m, according to 15.209(a). The limit in

dBm for peak detector is 20dB above the limit of average detector in dBm

Test Graphs

DH5_Ant1_Low_2402_AV

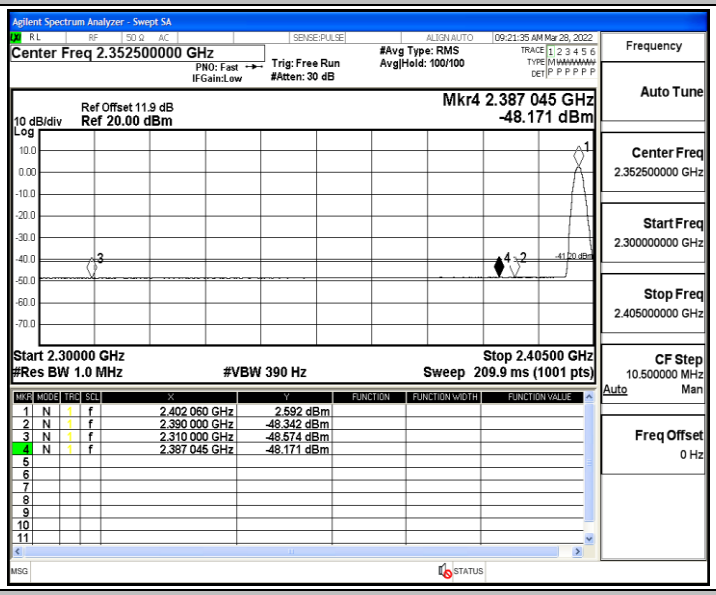

DH5_Ant1_Low_2402_Peak

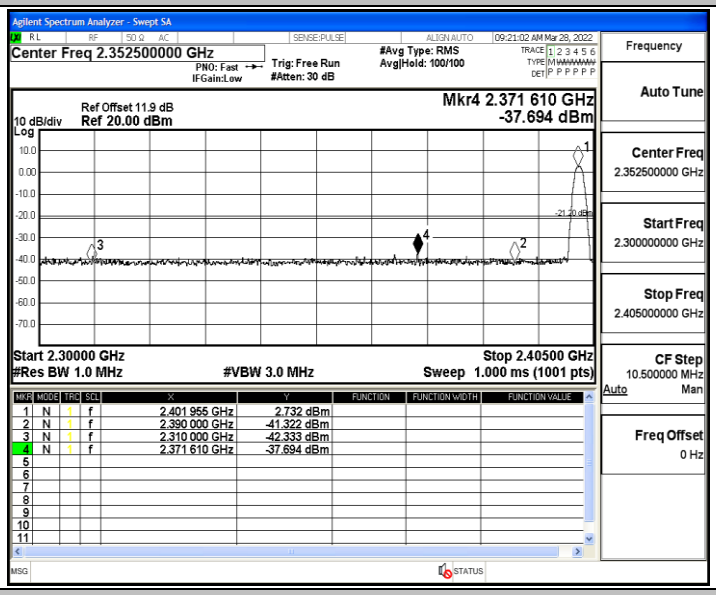

DH5_Ant1_High_2480_AV

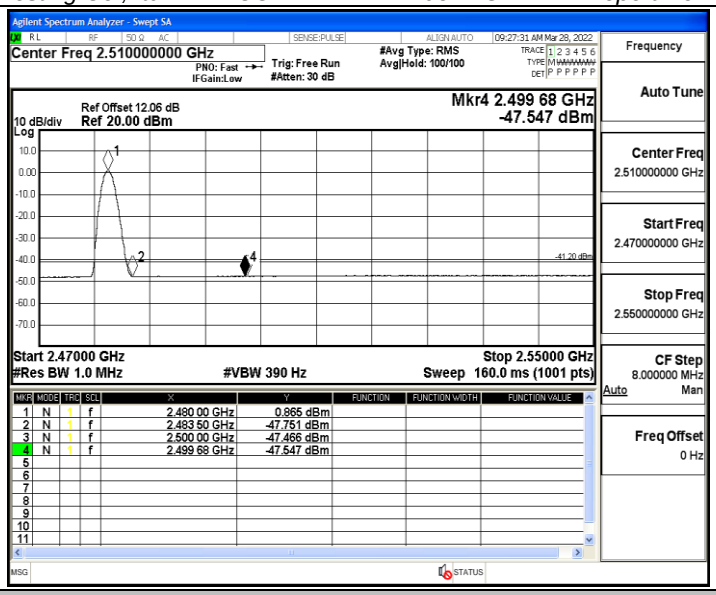

DH5_Ant1_High_2480_Peak

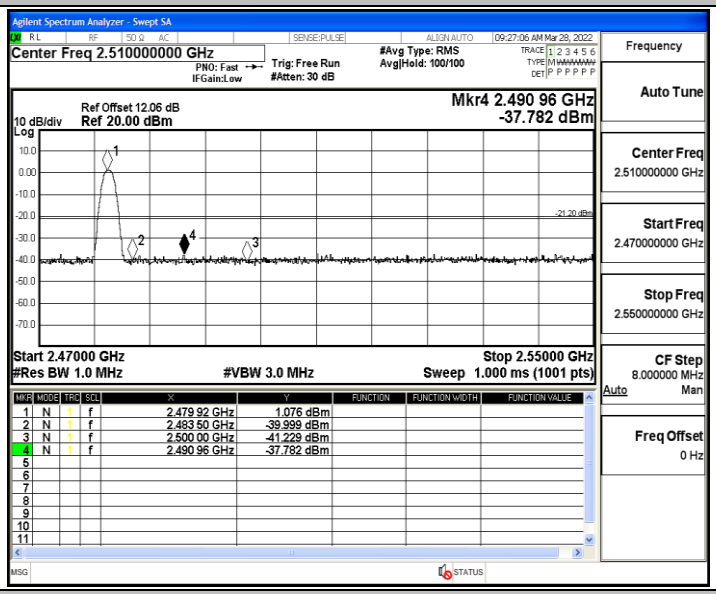

2DH5_Ant1_Low_2402_AV

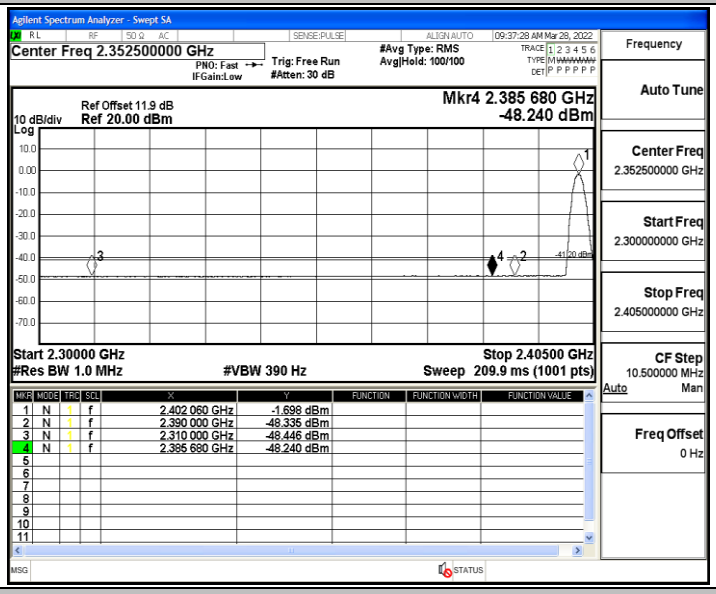

2DH5_Ant1_Low_2402_Peak

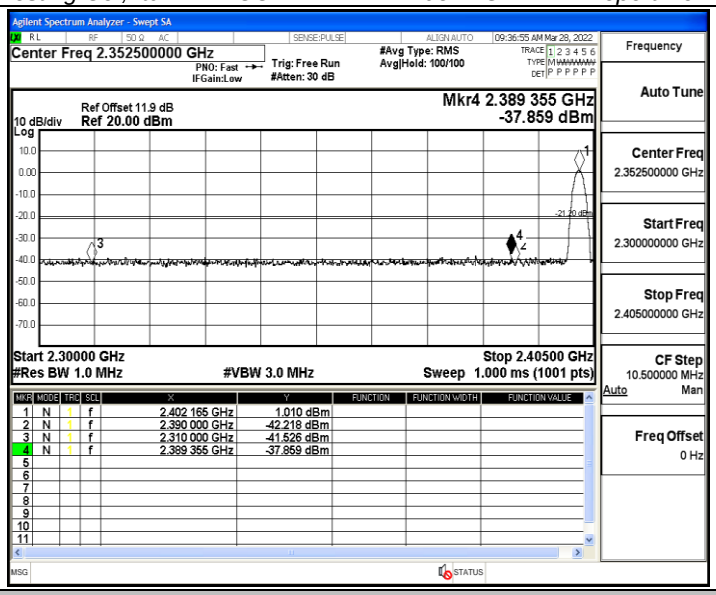

2DH5_Ant1_High_2480_AV

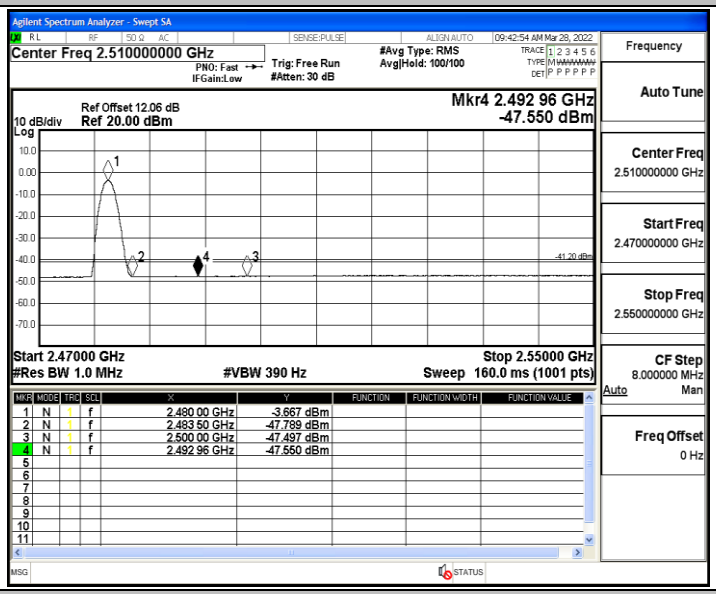

2DH5_Ant1_High_2480_Peak

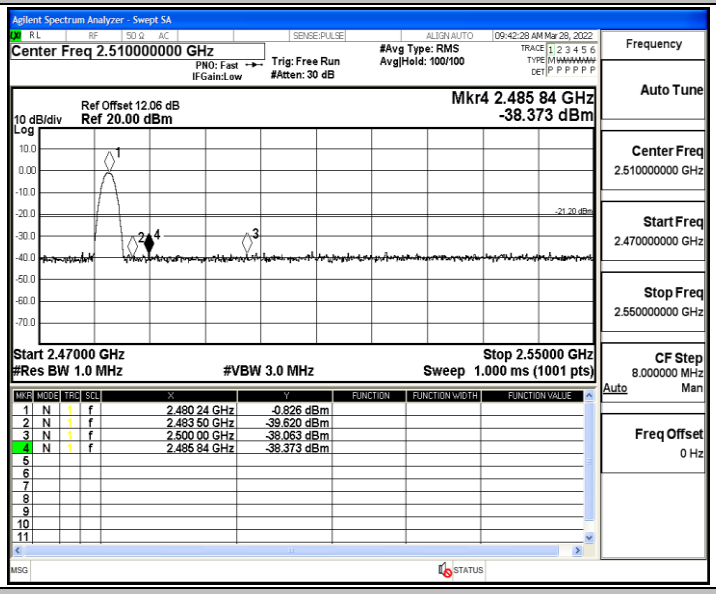

3DH5_Ant1_Low_2402_AV

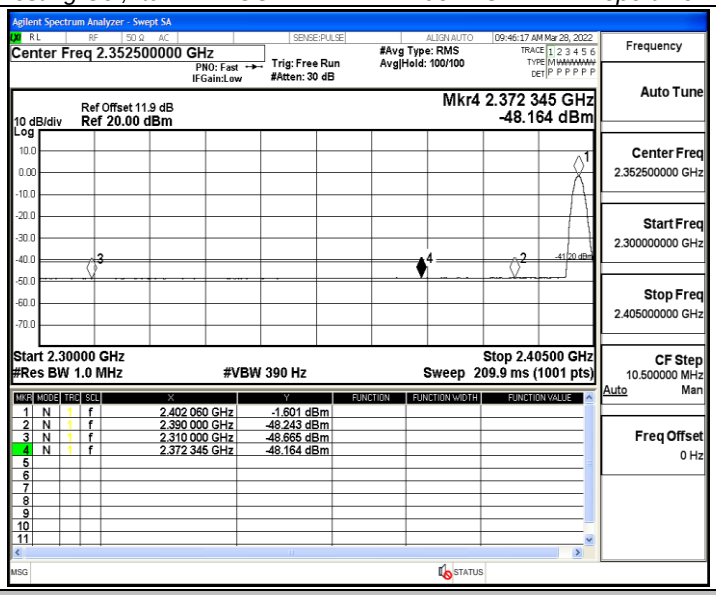

3DH5_Ant1_Low_2402_Peak

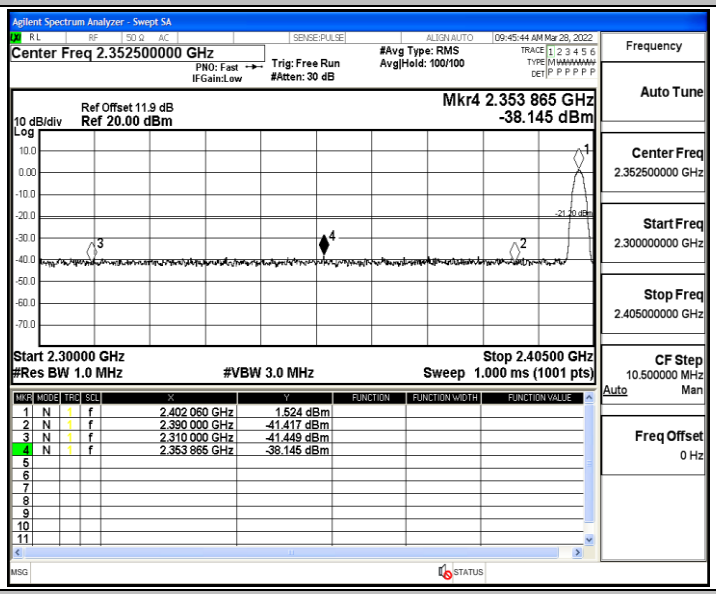

3DH5_Ant1_High_2480_AV

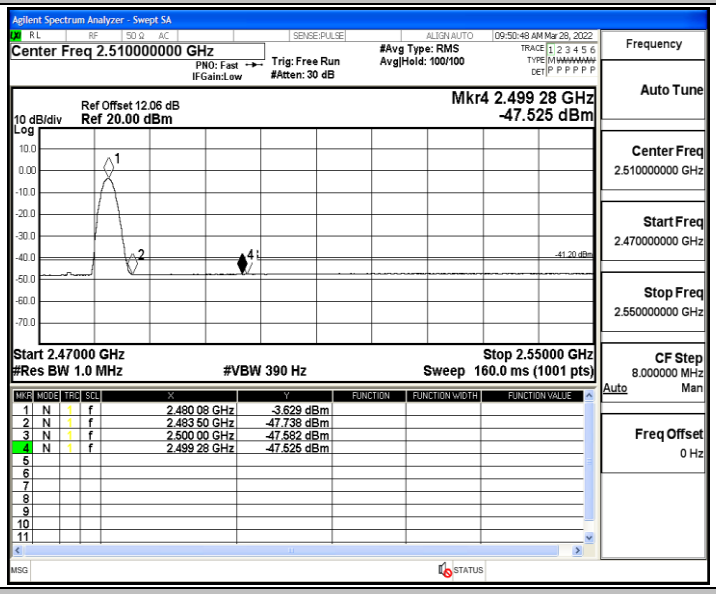

3DH5_Ant1_High_2480_Peak

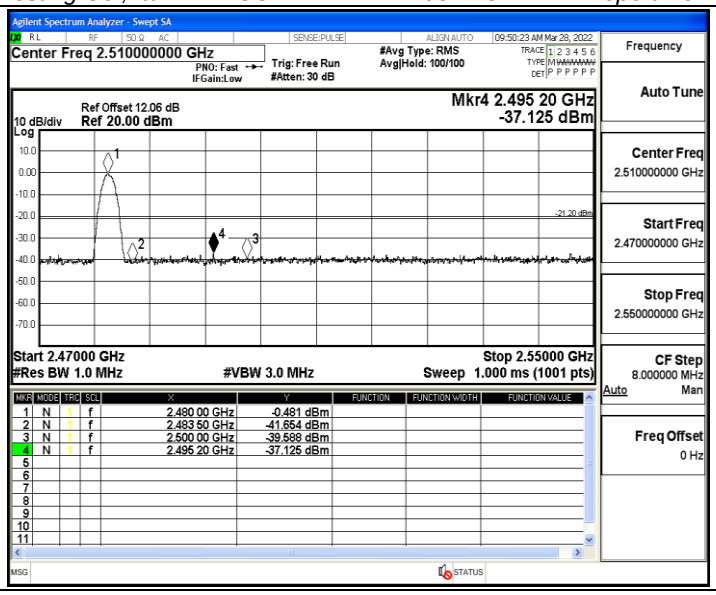
Agilent Spectrum Analyzer - Swept SA
Center Freq 2.510000000 GHz
PNO: Fast
IFGain:Low
Trig: Free Run
#Atten: 30 dB
#Avg Type: RMS
Avg|Hold: 100/100
09:50:23 AM Mar 28, 2022
Ref Offset 12.06 dB
10 dB/div
Ref 20.00 dBm
Mkr4 2.495 20 GHz
-37.125 dBm
-21.20 dBm
Start 2.47000 GHz
#Res BW 1.0 MHz
#VBW 3.0 MHz
Stop 2.55000 GHz
Sweep 1.000 ms (1001 pts)
1 N 1 f 2.480 00 GHz -0.481 dBm
2 N 1 f 2.483 50 GHz -41.654 dBm
3 N 1 f 2.500 00 GHz -39.588 dBm
4 N 1 f 2.495 20 GHz -37.125 dBm
Frequency
Auto Tune
Center Freq
2.510000000 GHz
Start Freq
2.470000000 GHz
Stop Freq
2.550000000 GHz
CF Step
8.000000 MHz
Auto Man
Freq Offset
0 Hz