WCDMA 850 Right Cheek Low

Date/Time: 2016-11-8
Electronics: DAE4 Sn786
Medium: Head 850 MHz
Medium parameters used (interpolated): f = 826.4 MHz; σ = 0.898 S/m; ε_r = 41.053; ρ = 1000 kg/m^3
Ambient Temperature:22.0°C Liquid Temperature:21.5°C
Communication System: WCDMA Frequency: 826.4 MHz Duty Cycle: 1:1
Probe: EX3DV4 - SN3633 ConvF(9.15, 9.15, 9.15);

Right Cheek Low/Area Scan (61x111x1): Interpolated grid: dx=1.500 mm, dy=1.500 mm
Maximum value of SAR (interpolated) = 0.0662 W/kg

Right Cheek Low/Zoom Scan (5x5x7)/Cube 0: Measurement grid: dx=8mm, dy=8mm, dz=5mm
Reference Value = 0 V/m; Power Drift = 0.17 dB
Peak SAR (extrapolated) = 0.0450 W/kg
SAR(1 g) = 0.024 W/kg; SAR(10 g) = 0.018 W/kg
Maximum value of SAR (measured) = 0.0264 W/kg



©Copyright. All rights reserved by CTTL.

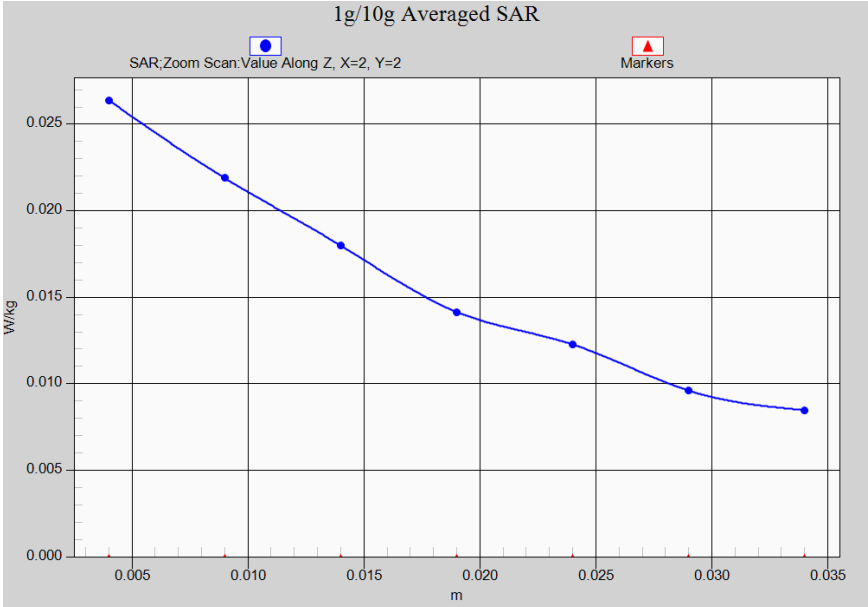

Fig.J-5:Z-Scan at power reference point (WCDMA 850 CH4132)

©Copyright. All rights reserved by CTTL.

WCDMA 850 Body Rear Low

Date/Time: 2016-11-8
Electronics: DAE4 Sn786
Medium: Body 835 MHz
Medium parameters used (interpolated): f = 826.4 MHz; σ = 0.953 S/m; ε_r = 53.733; ρ = 1000 kg/m^3
Ambient Temperature:22.0°C Liquid Temperature:21.5°C
Communication System: WCDMA Frequency: 826.4 MHz Duty Cycle: 1:1
Probe: EX3DV4 - SN3633 ConvF(9.14, 9.14, 9.14);

Rear side Low/Area Scan (61x111x1): Interpolated grid: dx=1.500 mm, dy=1.500 mm
Maximum value of SAR (interpolated) = 0.0596 W/kg

Rear side Low/Zoom Scan (5x5x7)/Cube 0: Measurement grid: dx=8mm, dy=8mm, dz=5mm
Reference Value = 11.988 V/m; Power Drift = 0.06 dB
Peak SAR (extrapolated) = 0.0720 W/kg
SAR(1 g) = 0.056 W/kg; SAR(10 g) = 0.043 W/kg
Maximum value of SAR (measured) = 0.0589 W/kg

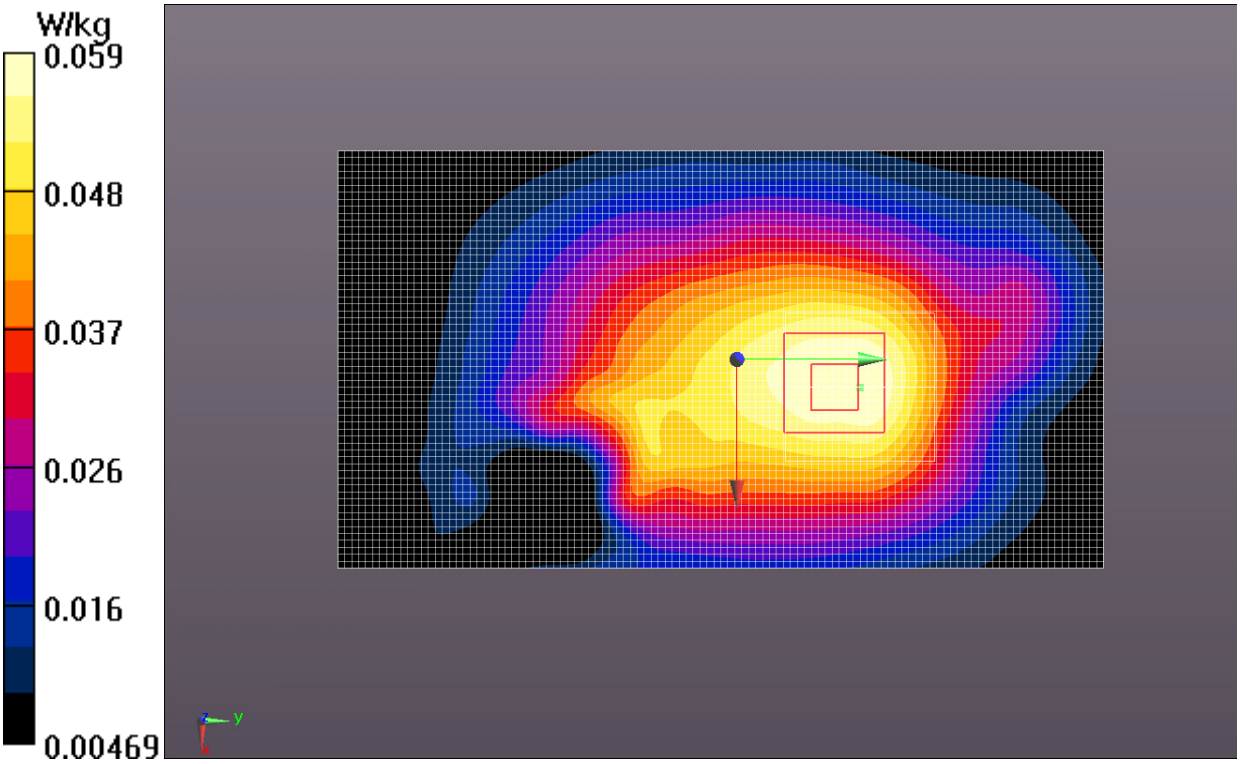

©Copyright. All rights reserved by CTTL.

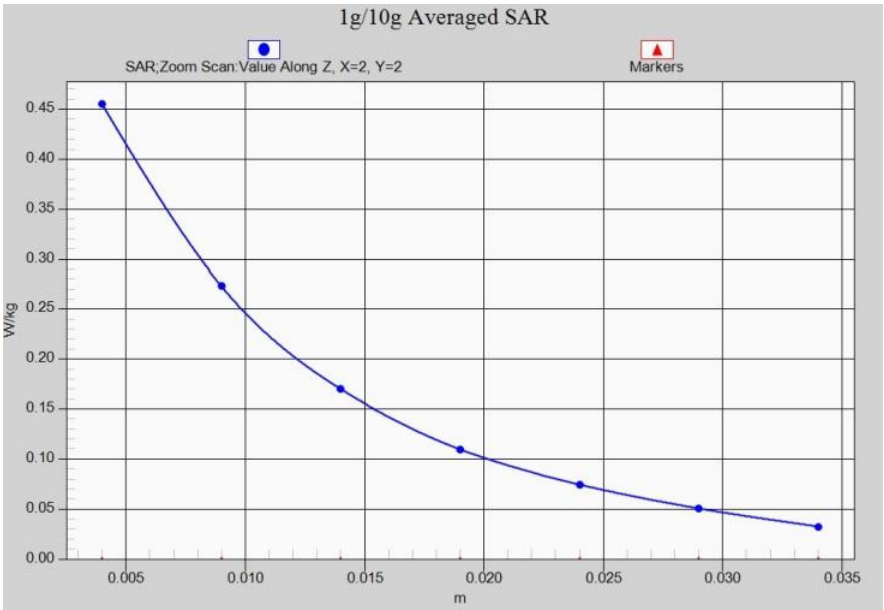

Fig.J-6:Z-Scan at power reference point (WCDMA850 CH4132)

©Copyright. All rights reserved by CTTL.

WCDMA 1900 Left Cheek High

Date/Time: 2016-11-7
Electronics: DAE4 Sn786
Medium: Head 1900 MHz
Medium parameters used: f = 1908 MHz; σ = 1.438 S/m; ε_r = 38.526; ρ = 1000 kg/m^3
Ambient Temperature:22.0°C Liquid Temperature:21.5°C
Communication System: WCDMA Frequency: 1908 MHz Duty Cycle: 1:1
Probe: EX3DV4 - SN3633 ConvF(7.49, 7.49, 7.49);

Left Cheek High/Area Scan (61x111x1): Interpolated grid: dx=1.500 mm, dy=1.500 mm
Maximum value of SAR (interpolated) = 0.306 W/kg

Left Cheek High/Zoom Scan (5x5x7)/Cube 0: Measurement grid: dx=8mm, dy=8mm, dz=5mm
Reference Value = 6.046 V/m; Power Drift = -0.09 dB
Peak SAR (extrapolated) = 0.464 W/kg
SAR(1 g) = 0.269 W/kg; SAR(10 g) = 0.171 W/kg
Maximum value of SAR (measured) = 0.280 W/kg

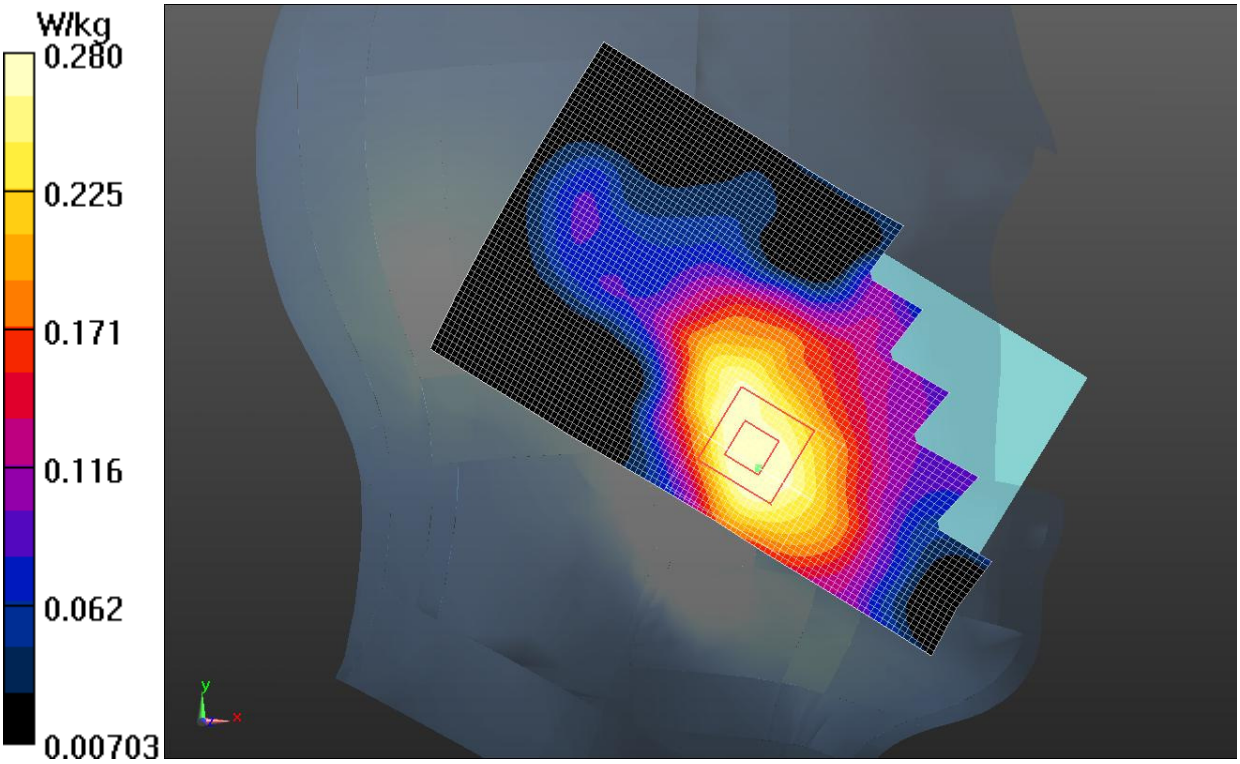

©Copyright. All rights reserved by CTTL.

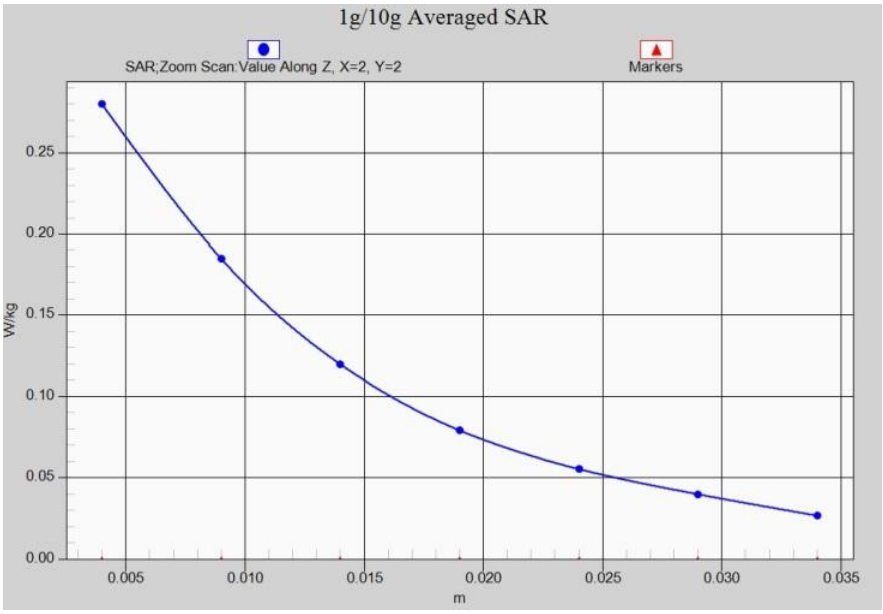

Fig.J-7:Z-Scan at power reference point (WCDMA1900 CH9538)

©Copyright. All rights reserved by CTTL.

WCDMA 1900 Body Bottom High

Date/Time: 2016-11-7
Electronics: DAE4 Sn786
Medium: Body 1900MHz
Medium parameters used: f = 1908 MHz; σ = 1.568 S/m; ε_r = 52.223; ρ = 1000 kg/m^3
Ambient Temperature:22.0°C Liquid Temperature:21.5°C
Communication System: WCDMA Frequency: 1908 MHz Duty Cycle: 1:1
Probe: EX3DV4 - SN3633 ConvF(7.24, 7.24, 7.24);

Bottom side High/Area Scan (41x61x1): Interpolated grid: dx=1.500 mm, dy=1.500 mm
Maximum value of SAR (interpolated) = 0.723 W/kg

Bottom side High/Zoom Scan (5x5x7)/Cube 0: Measurement grid: dx=8mm, dy=8mm, dz=5mm
Reference Value = 20.598 V/m; Power Drift = -0.14dB
Peak SAR (extrapolated) = 1.12 W/kg
SAR(1 g) = 0.672 W/kg; SAR(10 g) = 0.359 W/kg
Maximum value of SAR (measured) = 0.761 W/kg

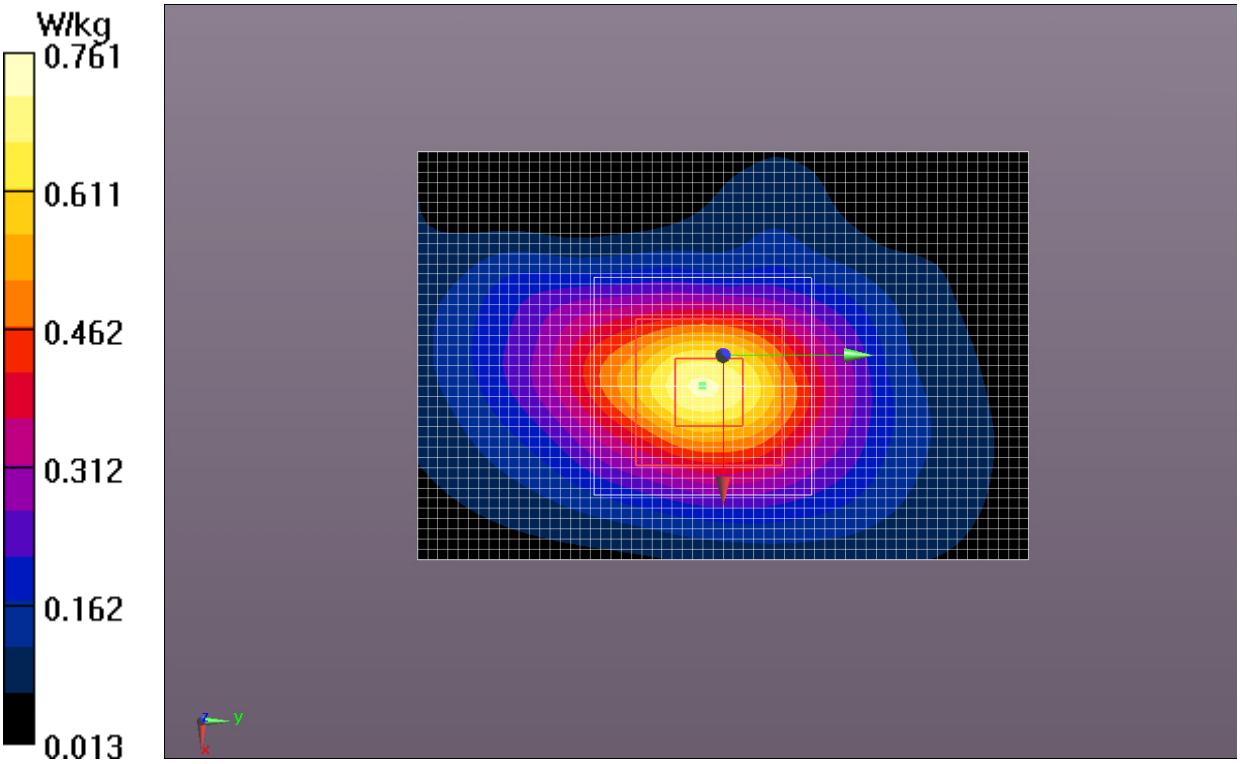

©Copyright. All rights reserved by CTTL.

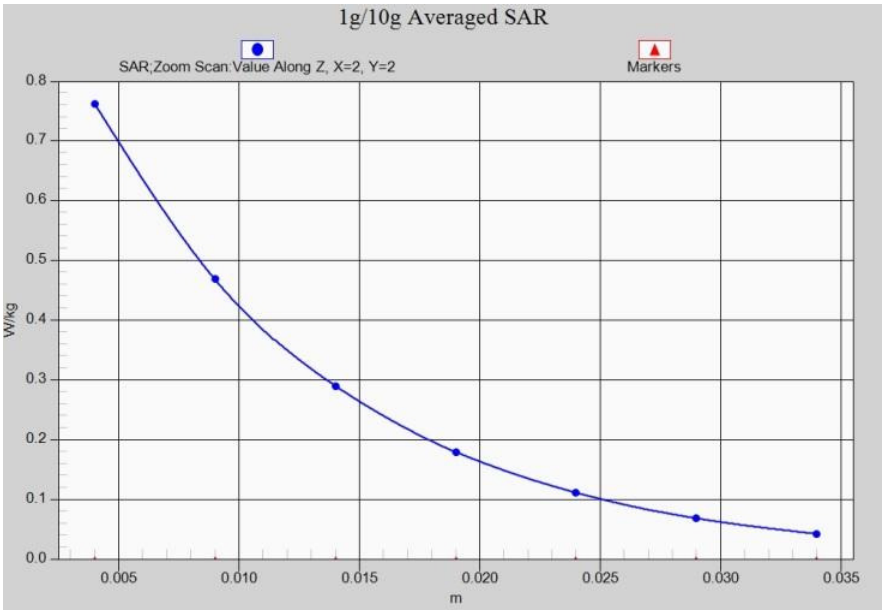

Fig.J-8:Z-Scan at power reference point (WCDMA1900 CH9538)

©Copyright. All rights reserved by CTTL.

WCDMA 1700 Left Cheek High

Date/Time: 2016-11-6
Electronics: DAE4 Sn786
Medium: Head 1800 MHz
Medium parameters used (interpolated): f = 1752.6 MHz; σ = 1.326 S/m; ε_r = 39.133; ρ = 1000 kg/m^3
Ambient Temperature:22.0°C Liquid Temperature:21.5°C
Communication System: WCDMA Frequency: 1752.6 MHz Duty Cycle: 1:1
Probe: EX3DV4 - SN3633 ConvF(7.95, 7.95, 7.95);

Left Cheek High/Area Scan (61x111x1): Interpolated grid: dx=1.500 mm, dy=1.500 mm
Maximum value of SAR (interpolated) = 0.419 W/kg
Left Cheek High/Zoom Scan (5x5x7)/Cube 0: Measurement grid: dx=8mm, dy=8mm, dz=5mm
Reference Value = 7.267 V/m; Power Drift = 0.04 dB
Peak SAR (extrapolated) = 0.549 W/kg
SAR(1 g) = 0.378 W/kg; SAR(10 g) = 0.249 W/kg
Maximum value of SAR (measured) = 0.404 W/kg

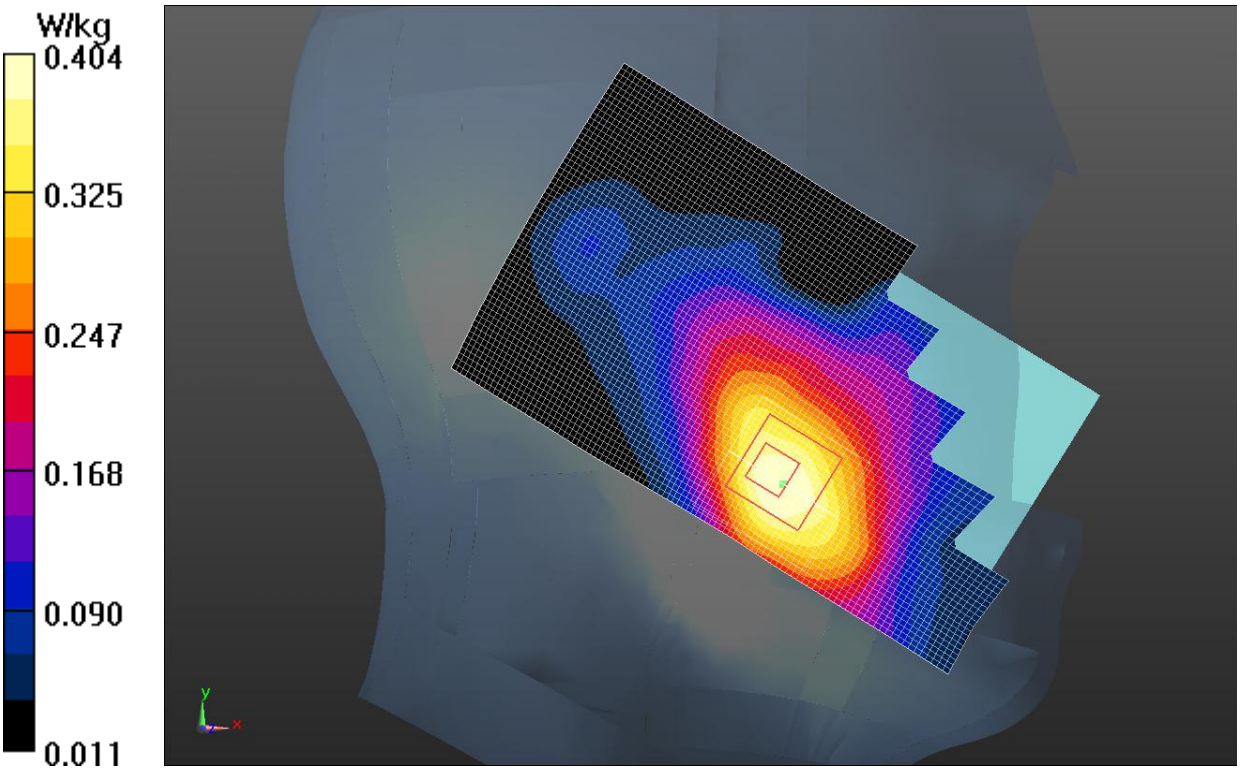

©Copyright. All rights reserved by CTTL.

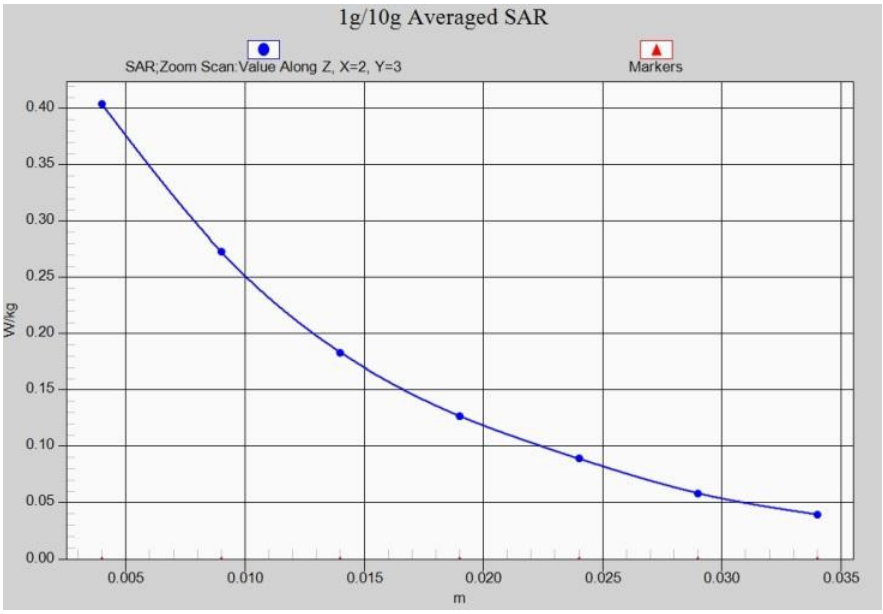

Fig.J-9:Z-Scan at power reference point (WCDMA1700CH1738)

©Copyright. All rights reserved by CTTL.

WCDMA 1700 Body Bottom High

Date/Time: 2016-11-6
Electronics: DAE4 Sn786
Medium: Body 1800 MHz
Medium parameters used (interpolated): f = 1752.6 MHz; σ = 1.448 S/m; ε_r = 52.585; ρ = 1000 kg/m^3
Ambient Temperature:22.0°C Liquid Temperature:21.5°C
Communication System: WCDMA Frequency: 1752.6 MHz Duty Cycle: 1:1
Probe: EX3DV4 - SN3633 ConvF(7.63, 7.63, 7.63);

Bottom side High /Area Scan (41x61x1): Interpolated grid: dx=1.500 mm, dy=1.500 mm
Maximum value of SAR (interpolated) = 0.720 W/kg

Bottom side High /Zoom Scan (5x5x7)/Cube 0: Measurement grid: dx=8mm, dy=8mm, dz=5mm
Reference Value = 19.238 V/m; Power Drift = 0.13dB
Peak SAR (extrapolated) = 1.05 W/kg
SAR(1 g) = 0.665 W/kg; SAR(10 g) = 0.372 W/kg
Maximum value of SAR (measured) = 0.743 W/kg

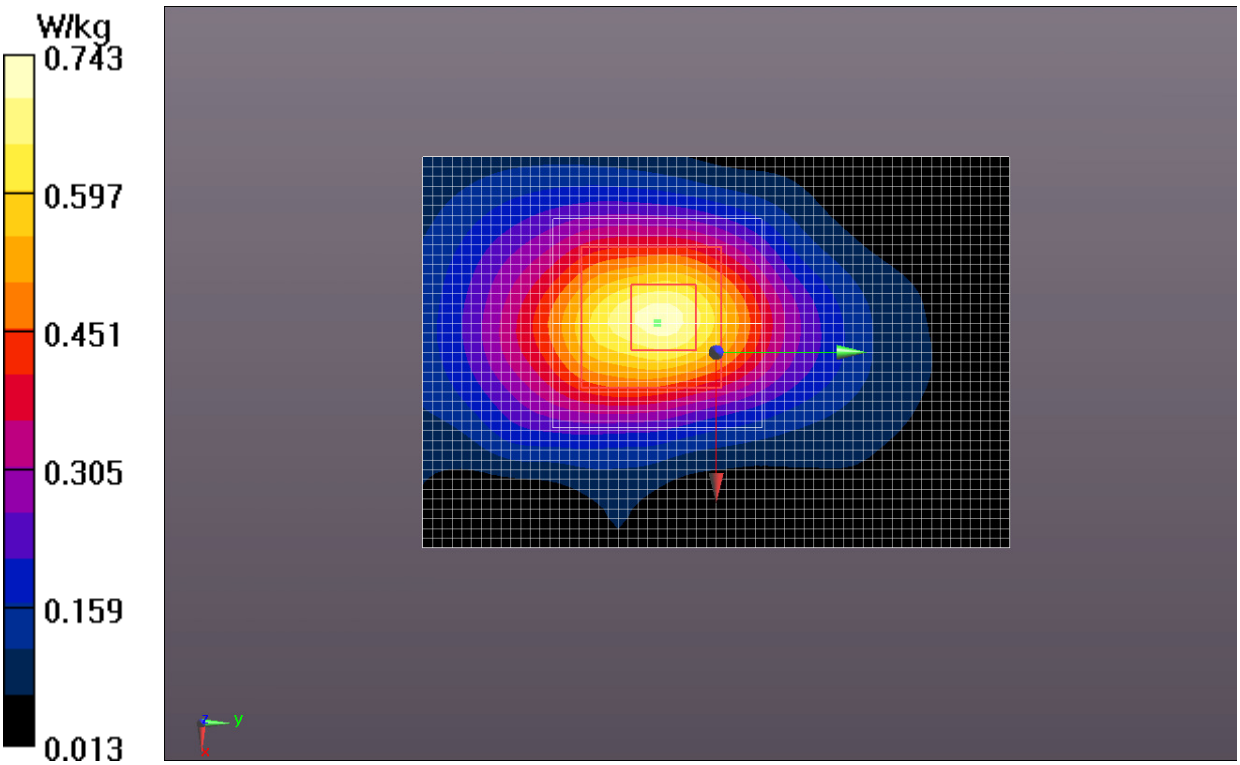

©Copyright. All rights reserved by CTTL.

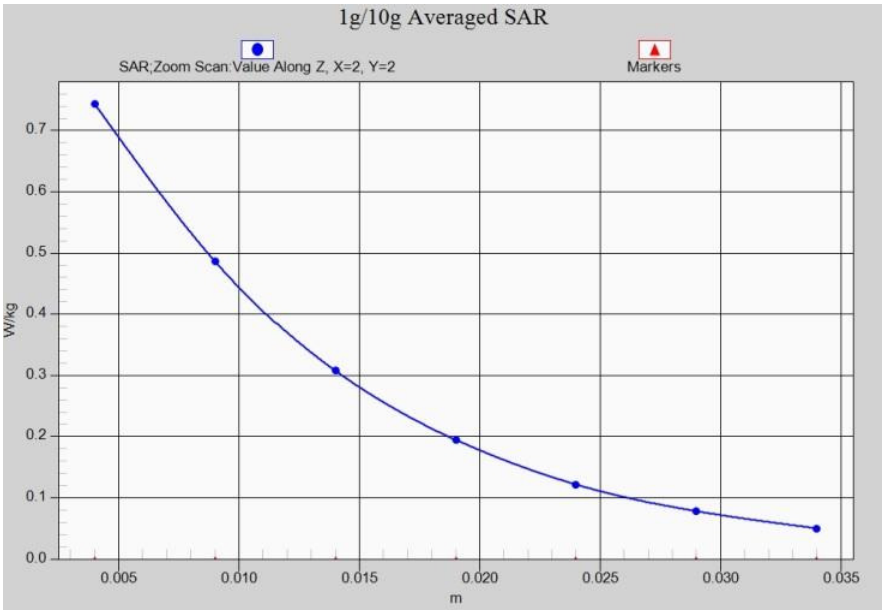

Fig.J-10:Z-Scan at power reference point (WCDMA1700CH1738)

©Copyright. All rights reserved by CTTL.

LTE Band 2 Left Cheek Low with QPSK_20MHz_1RB_ Low

Date/Time: 2016-11-7
Electronics: DAE4 Sn786
Medium: Head 1900 MHz
Medium parameters used: f = 1860 MHz; σ = 1.401 S/m; ε_r = 38.715; ρ = 1000 kg/m^3
Ambient Temperature:22.0°C Liquid Temperature:21.5°C
Communication System: LTE_FDD Frequency: 1860 MHz Duty Cycle: 1:1
Probe: EX3DV4 - SN3633 ConvF(7.49, 7.49, 7.49);

Left Cheek Low_1RB_Low/Area Scan (61x111x1): Interpolated grid: dx=1.500 mm, dy=1.500 mm
Maximum value of SAR (interpolated) = 0.394 W/kg

Left Cheek Low_1RB_Low/Zoom Scan (5x5x7)/Cube 0: Measurement grid: dx=8mm, dy=8mm, dz=5mm
Reference Value = 7.777 V/m; Power Drift = 0.07 dB
Peak SAR (extrapolated) = 0.514 W/kg
SAR(1 g) = 0.350 W/kg; SAR(10 g) = 0.227 W/kg
Maximum value of SAR (measured) = 0.369 W/kg

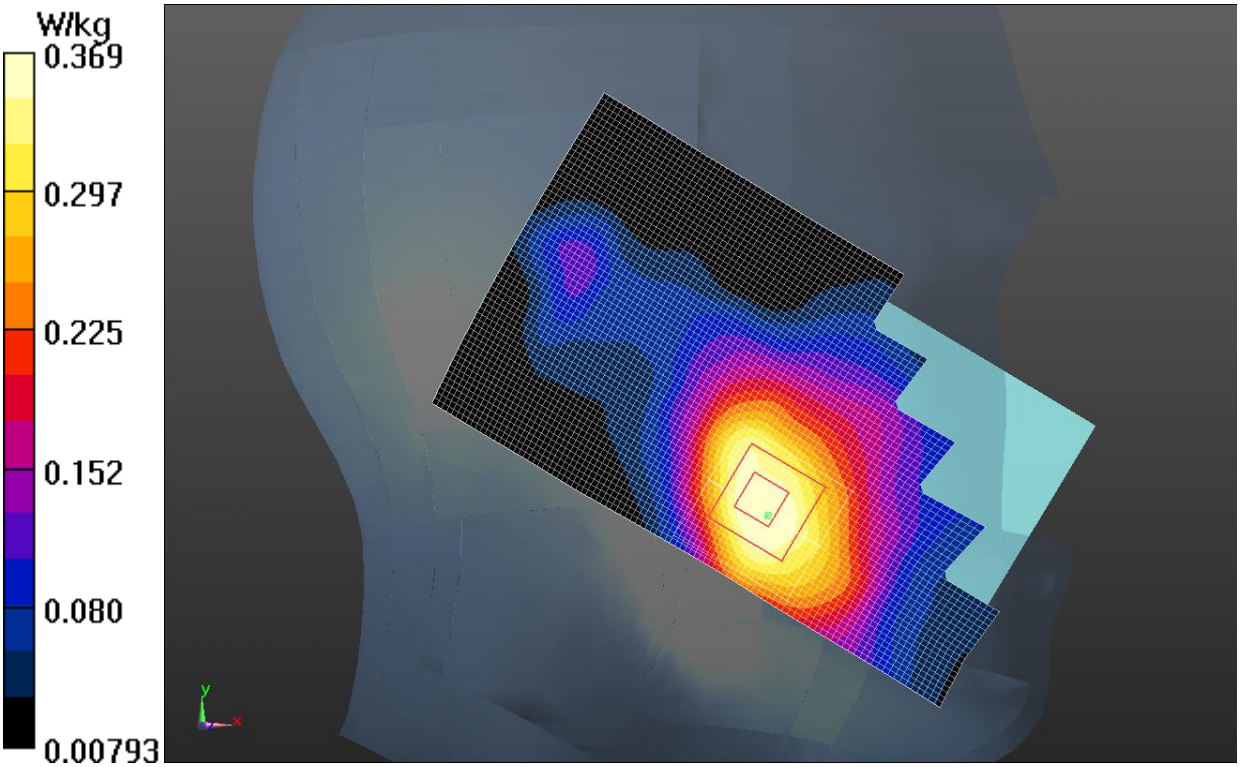

©Copyright. All rights reserved by CTTL.

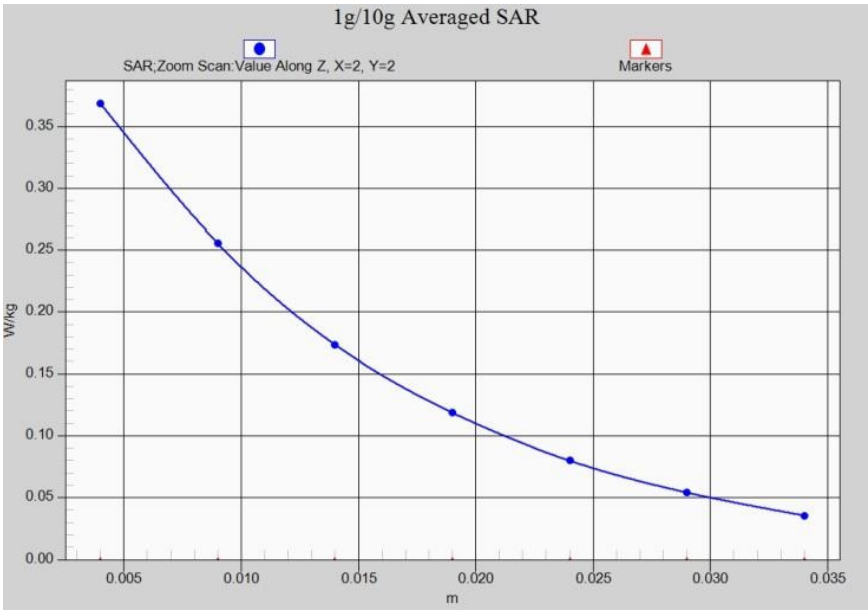

Fig.J-11:Z-Scan at power reference point (Band 2 CH18700)

©Copyright. All rights reserved by CTTL.

LTE Band 2 Body Bottom low with QPSK_20MHz_1RB_ low

Date/Time: 2016-11-7
Electronics: DAE4 Sn786
Medium: Body 1900 MHz
Medium parameters used: f = 1860 MHz; σ = 1.523 S/m; ε_r = 52.307; ρ = 1000 kg/m^3
Ambient Temperature:22.0°C Liquid Temperature:21.5°C
Communication System: LTE_FDD Frequency: 1860 MHz Duty Cycle: 1:1
Probe: EX3DV4 - SN3633 ConvF(7.24, 7.24, 7.24);

Bottom side Low 1RB_Low /Area Scan (41x61x1): Interpolated grid: dx=1.500 mm, dy=1.500 mm
Maximum value of SAR (interpolated) = 0.715 W/kg

Bottom side Low 1RB_Low /Zoom Scan (5x5x7)/Cube 0: Measurement grid: dx=8mm, dy=8mm, dz=5mm
Reference Value = 13.404 V/m; Power Drift = -0.12 dB
Peak SAR (extrapolated) = 1.04 W/kg
SAR(1 g) = 0.622 W/kg; SAR(10 g) = 0.332 W/kg
Maximum value of SAR (measured) = 0.705 W/kg

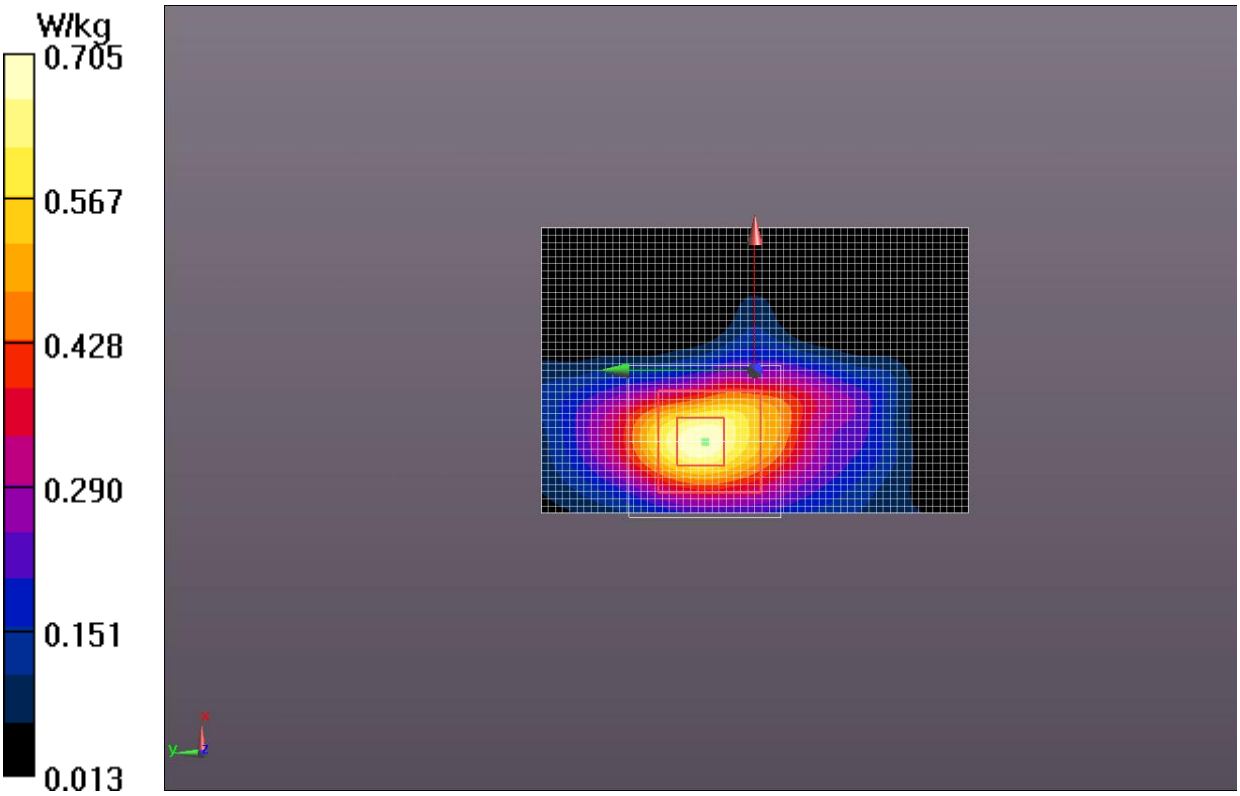

©Copyright. All rights reserved by CTTL.

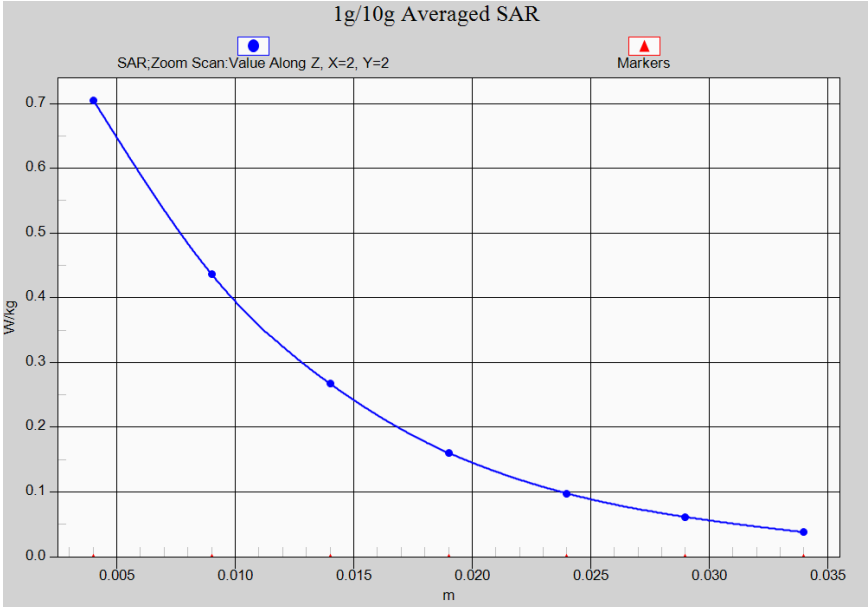

Fig.J-12:Z-Scan at power reference point (Band 2 CH18700)

©Copyright. All rights reserved by CTTL.

LTE Band 4Left Cheek High with QPSK_20MHz_1RB_ High

Date/Time: 2016-11-6
Electronics: DAE4 Sn786
Medium: Head 1800 MHz
Medium parameters used (interpolated): f = 1745 MHz; σ = 1.319 S/m; ε_r = 39.16; ρ = 1000 kg/m^3
Ambient Temperature:22.0°C Liquid Temperature:21.5°C
Communication System: LTE_FDD Frequency: 1745 MHz Duty Cycle: 1:1
Probe: EX3DV4 - SN3633 ConvF(7.95, 7.95, 7.95);

Left Cheek High_1RB_High/Area Scan (61x111x1): Interpolated grid: dx=1.500 mm, dy=1.500 mm
Maximum value of SAR (interpolated) = 0.403 W/kg

Left Cheek High_1RB_High/Zoom Scan (5x5x7)/Cube 0: Measurement grid: dx=8mm, dy=8mm, dz=5mm
Reference Value = 7.093 V/m; Power Drift = -0.08 dB
Peak SAR (extrapolated) = 0.514 W/kg
SAR(1 g) = 0.355 W/kg; SAR(10 g) = 0.238 W/kg
Maximum value of SAR (measured) = 0.373 W/kg

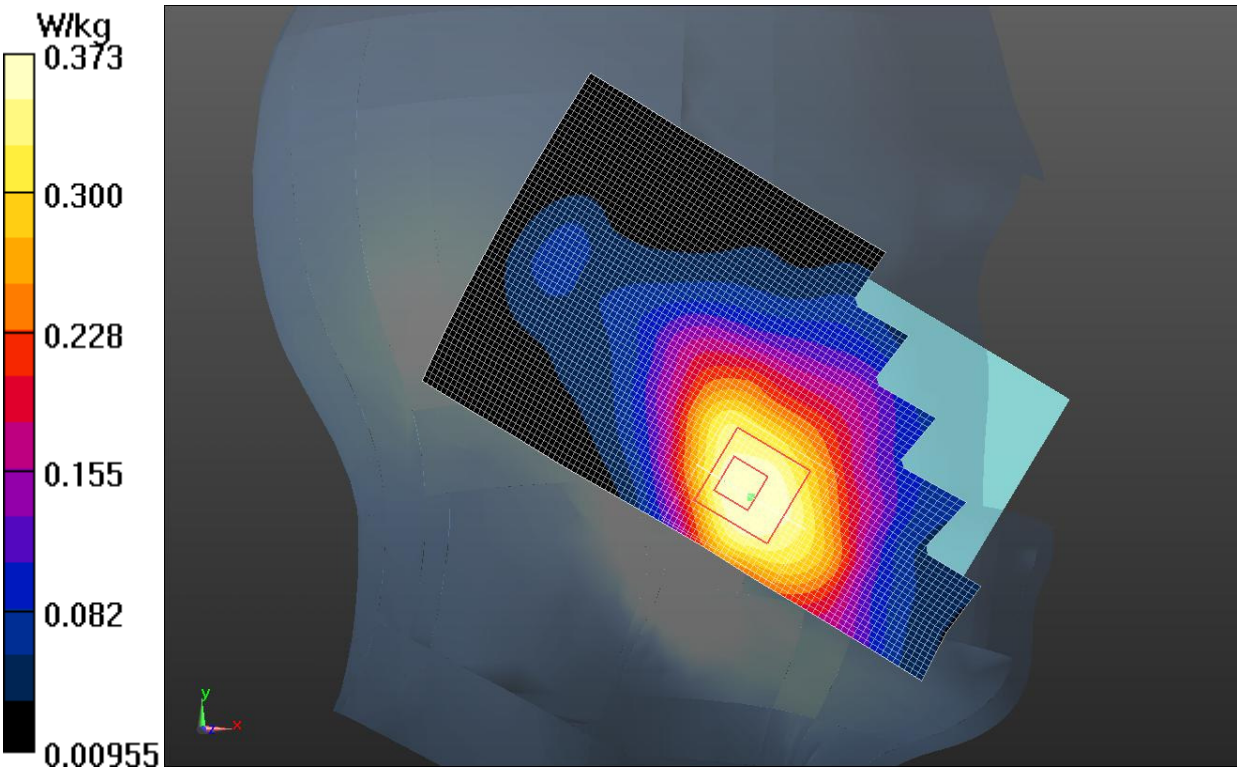

©Copyright. All rights reserved by CTTL.

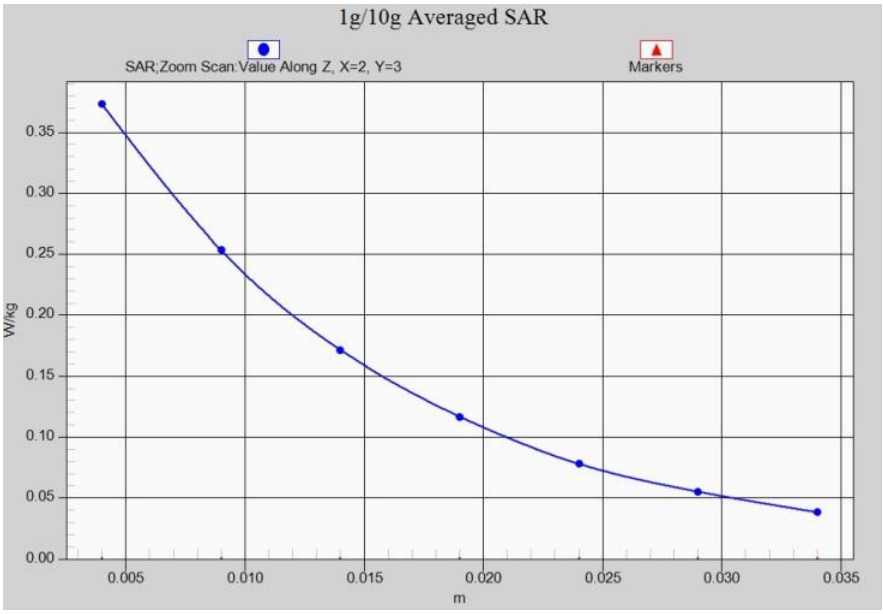

Fig.J-13:Z-Scan at power reference point (Band 4 CH20300)

©Copyright. All rights reserved by CTTL.

LTE Band 4 Body Bottom High with QPSK_20MHz_1RB_ High

Date/Time: 2016-11-6
Electronics: DAE4 Sn786
Medium: Body 1800 MHz
Medium parameters used (interpolated): f = 1745 MHz; σ = 1.443 S/m; ε_r = 52.601; ρ = 1000 kg/m^3
Ambient Temperature:22.0°C Liquid Temperature:21.5°C
Communication System: LTE_FDD Frequency: 1745 MHz Duty Cycle: 1:1
Probe: EX3DV4 - SN3633 ConvF(7.63, 7.63, 7.63);

Bottom side High 1RB_High/Area Scan (41x61x1): Interpolated grid: dx=1.500 mm, dy=1.500 mm
Maximum value of SAR (interpolated) = 0.645 W/kg

Bottom side High 1RB_High/Zoom Scan (5x5x7)/Cube 0: Measurement grid: dx=8mm, dy=8mm, dz=5mm
Reference Value = 13.398 V/m; Power Drift = 0.13 dB
Peak SAR (extrapolated) = 0.874 W/kg
SAR(1 g) = 0.555 W/kg; SAR(10 g) = 0.311 W/kg
Maximum value of SAR (measured) = 0.624 W/kg

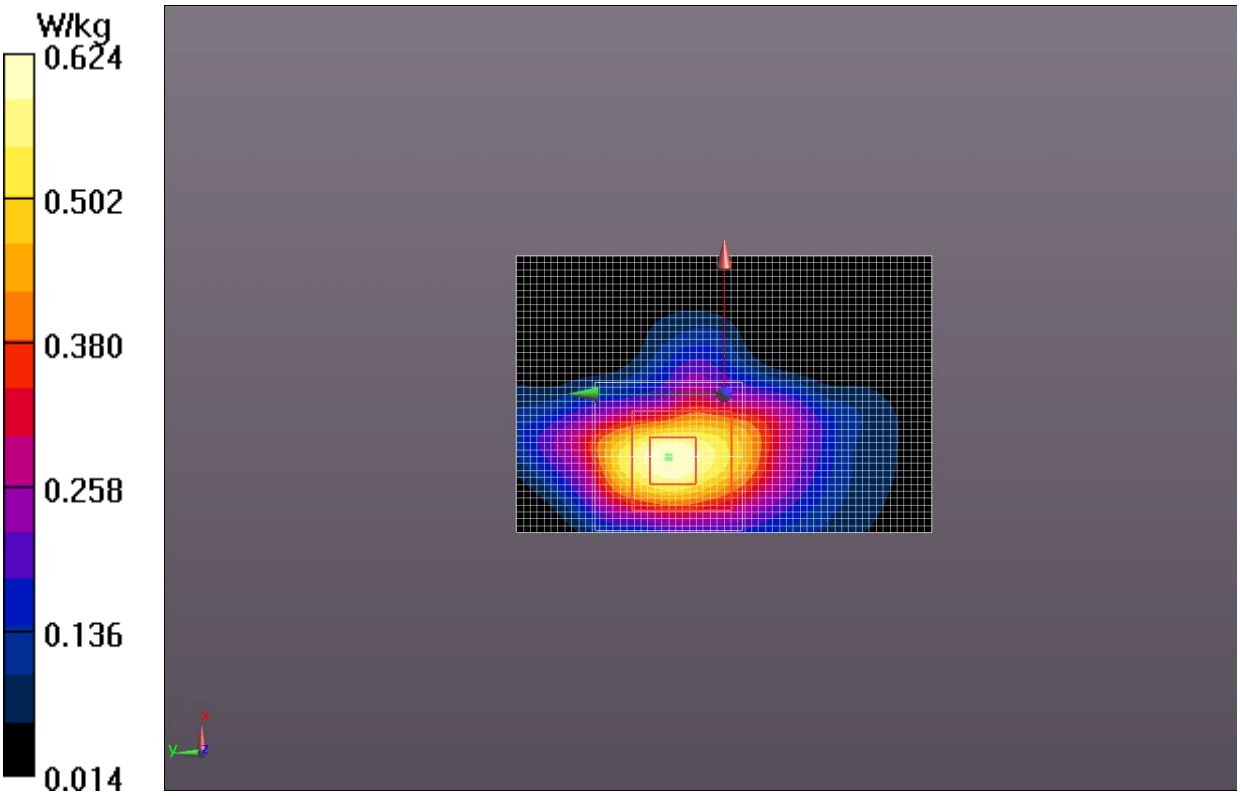

©Copyright. All rights reserved by CTTL.

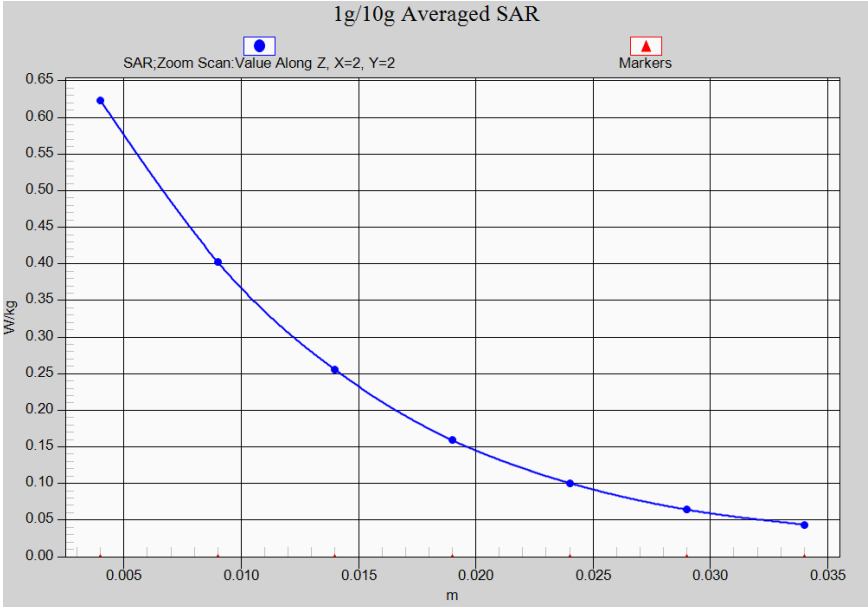

Fig.J-14:Z-Scan at power reference point (Band 4 CH20300)

©Copyright. All rights reserved by CTTL.

LTE Band 12 Right Cheek Low with QPSK_10MHz_1RB_ High

Date/Time: 2016-11-8
Electronics: DAE4 Sn786
Medium: Head 750 MHz
Medium parameters used (interpolated): f = 711 MHz; σ = 0.837 S/m; ε_r = 41.162; ρ = 1000 kg/m^3
Ambient Temperature:22.0°C Liquid Temperature:21.5°C
Communication System: LTE_FDD Frequency: 711 MHz Duty Cycle: 1:1
Probe: EX3DV4 - SN3633 ConvF(9.15, 9.15, 9.15);

Right Cheek High_1RB_High/Area Scan (61x111x1): Interpolated grid: dx=1.500 mm, dy=1.500 mm
Maximum value of SAR (interpolated) = 0.264 W/kg

Right Cheek High_1RB_High/Zoom Scan (5x5x7)/Cube 0: Measurement grid: dx=8mm, dy=8mm, dz=5mm
Reference Value = 5.337 V/m; Power Drift = -0.04 dB
Peak SAR (extrapolated) = 0.275 W/kg
SAR(1 g) = 0.229 W/kg; SAR(10 g) = 0.186 W/kg
Maximum value of SAR (measured) = 0.245 W/kg



©Copyright. All rights reserved by CTTL.

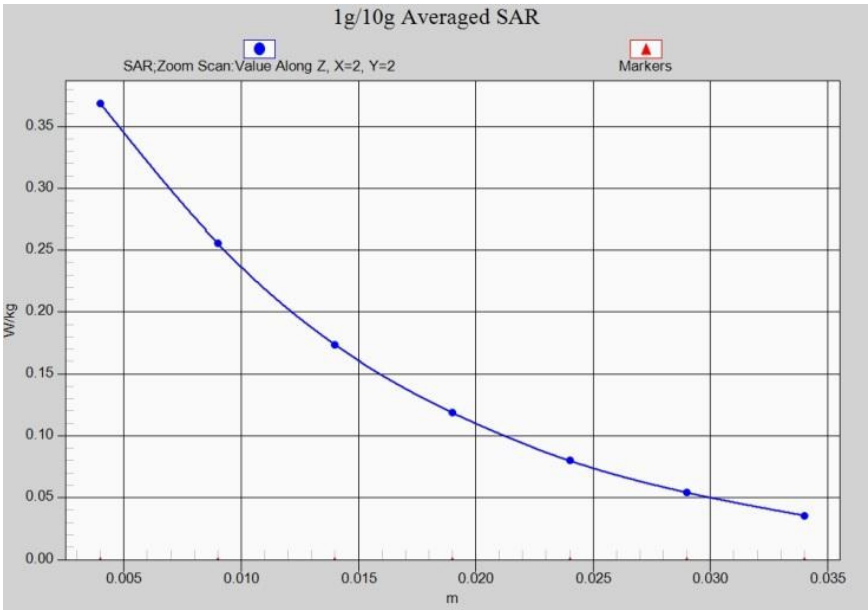

Fig.J-15:Z-Scan at power reference point ((Band 12 CH23130)

©Copyright. All rights reserved by CTTL.

LTE Band 12 Body Rear High with QPSK_10MHz_1RB_ High

Date/Time: 2016-11-8
Electronics: DAE4 Sn786
Medium: Body 750 MHz
Medium parameters used (interpolated): f = 711 MHz; σ = 0.892 S/m; ε_r = 54.345; ρ = 1000 kg/m^3
Ambient Temperature:22.0°C Liquid Temperature:21.5°C
Communication System: LTE_FDD Frequency: 711 MHz Duty Cycle: 1:1
Probe: EX3DV4 - SN3633 ConvF(9.15, 9.15, 9.15);

Rear side High 1BR_High/Area Scan (61x111x1): Interpolated grid: dx=1.500 mm, dy=1.500 mm
Maximum value of SAR (interpolated) = 0.484 W/kg

Rear side High 1BR_High/Zoom Scan (5x5x7)/Cube 0: Measurement grid: dx=8mm, dy=8mm, dz=5mm
Reference Value = 16.869 V/m; Power Drift = 0.11 dB
Peak SAR (extrapolated) = 0.714 W/kg
SAR(1 g) = 0.404 W/kg; SAR(10 g) = 0.221 W/kg
Maximum value of SAR (measured) = 0.455 W/kg



©Copyright. All rights reserved by CTTL.

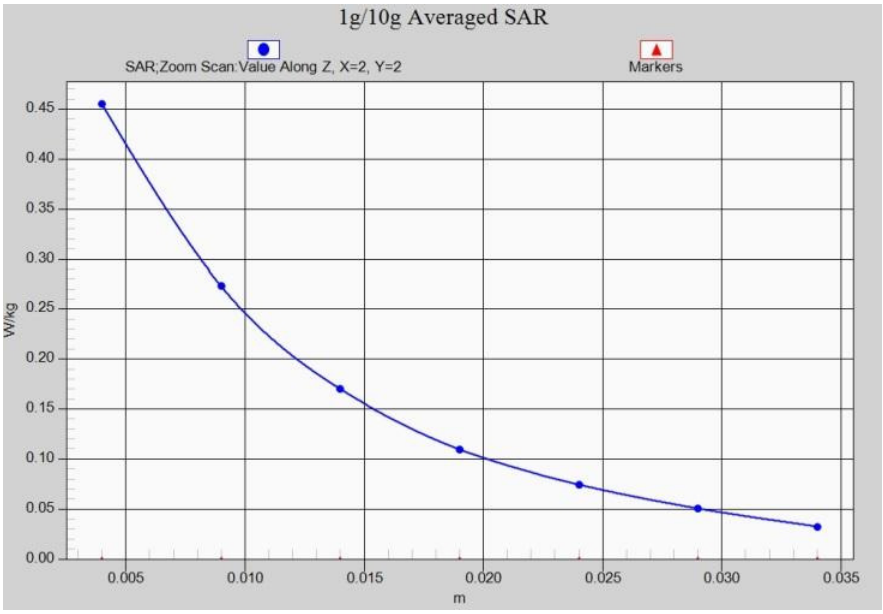

Fig.J-16:Z-Scan at power reference point ((Band 12 CH23130)

©Copyright. All rights reserved by CTTL.

Wi-Fi 802.11b Left Cheek Channel 1

Date/Time: 2016-11-9
Electronics: DAE4 Sn786
Medium: Head 2450 MHz
Medium parameters used: f = 2412 MHz; σ = 1.802 S/m; ε_r = 37.866; ρ = 1000 kg/m^3
Ambient Temperature:22.0°C Liquid Temperature:21.5°C
Communication System: WiFi Frequency: 2412 MHz Duty Cycle: 1:1
Probe: EX3DV4 - SN3633 ConvF(7.07, 7.07, 7.07);

Left Cheek Low/Area Scan (61x111x1): Interpolated grid: dx=1.000 mm, dy=1.000 mm
Maximum value of SAR (interpolated) = 0.673 W/kg

Left Cheek Low/Zoom Scan (5x5x7)/Cube 0: Measurement grid: dx=5mm, dy=5mm, dz=5mm
Reference Value = 10.136 V/m; Power Drift = 0.06 dB
Peak SAR (extrapolated) = 2.41 W/kg
SAR(1 g) = 0.587 W/kg; SAR(10 g) = 0.282 W/kg
Maximum value of SAR (measured) = 0.605 W/kg

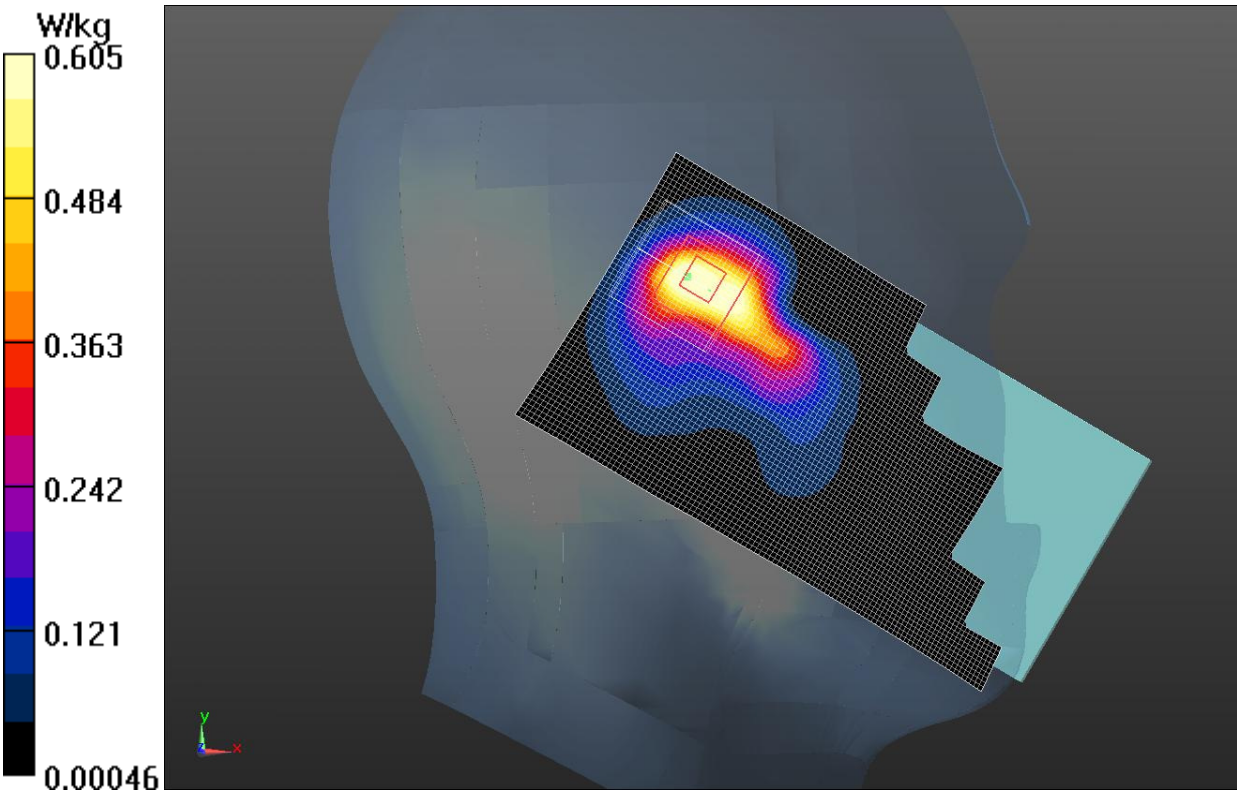

©Copyright. All rights reserved by CTTL.

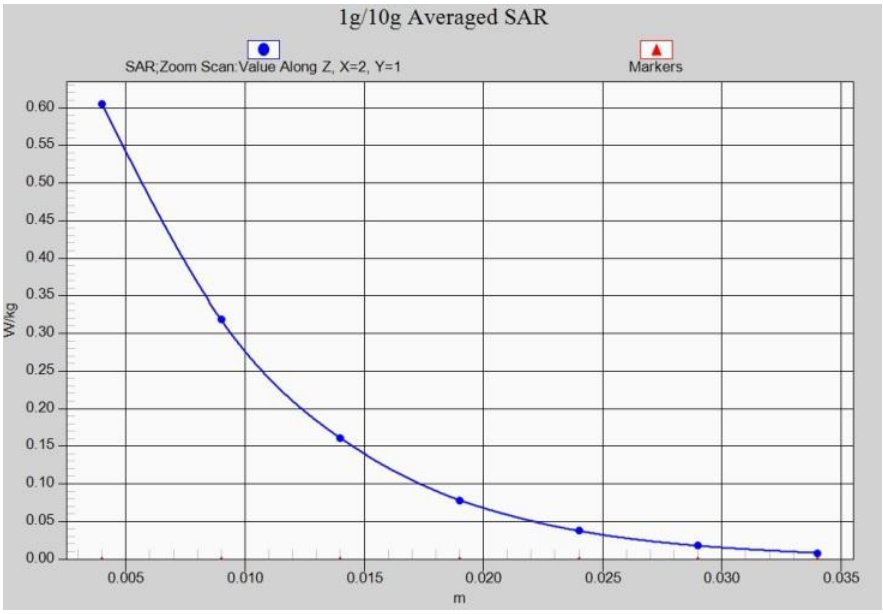

Fig.J-17:Z-Scan at power reference point (Wi-Fi 2450 MHz CH1)

©Copyright. All rights reserved by CTTL.

Wi-Fi 802.11b Body Rear Channel 1

Date/Time: 2016-11-9
Electronics: DAE4 Sn786
Medium: Body 2450 MHz
Medium parameters used: f = 2412 MHz; σ = 1.864 S/m; ε_r = 53.378; ρ = 1000 kg/m^3
Ambient Temperature:22.0°C Liquid Temperature:21.5°C
Communication System: WiFi Frequency: 2412 MHz Duty Cycle: 1:1
Probe: EX3DV4 - SN3633 ConvF(7, 7, 7);

Rear side Low/Area Scan (61x111x1): Interpolated grid: dx=1.000 mm, dy=1.000 mm
Maximum value of SAR (interpolated) = 0.160 W/kg

Rear side Low/Zoom Scan (5x5x7)/Cube 0: Measurement grid: dx=5mm, dy=5mm, dz=5mm
Reference Value = 3.371 V/m; Power Drift = 0.13 dB
Peak SAR (extrapolated) = 0.246 W/kg
SAR(1 g) = 0.117 W/kg; SAR(10 g) = 0.056 W/kg
Maximum value of SAR (measured) = 0.113 W/kg

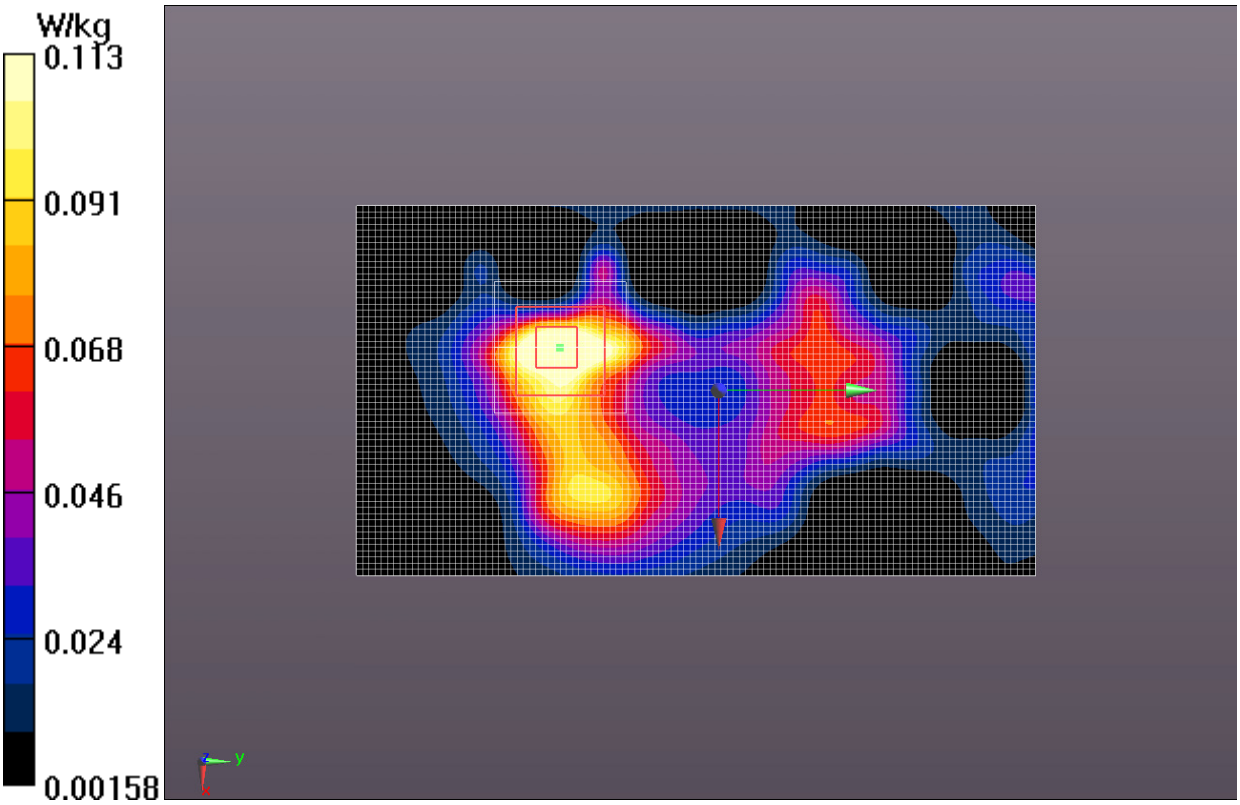

©Copyright. All rights reserved by CTTL.

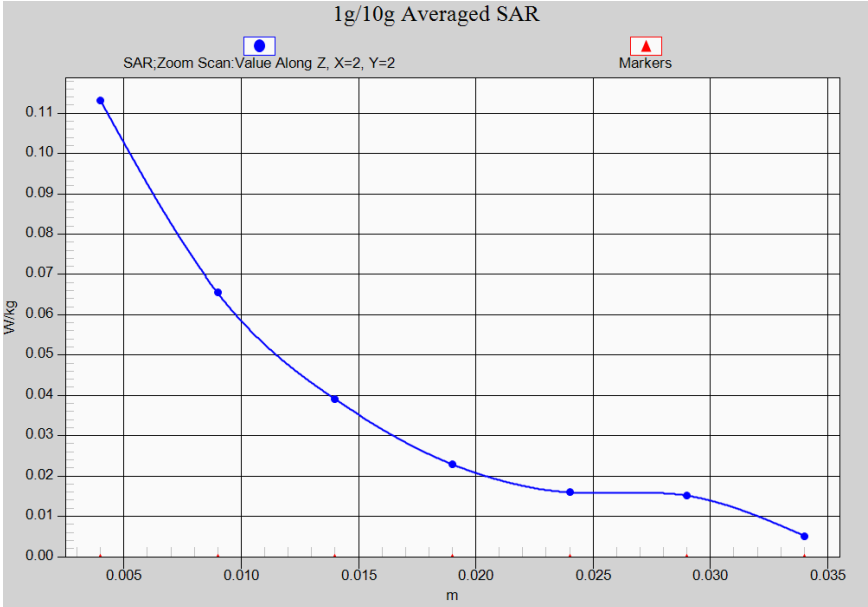

Fig.J-18:Z-Scan at power reference point (Wi-Fi 2450 MHz CH1)

©Copyright. All rights reserved by CTTL.