Duty Cycle NVNT 2-DH5 2402MHz Ant1

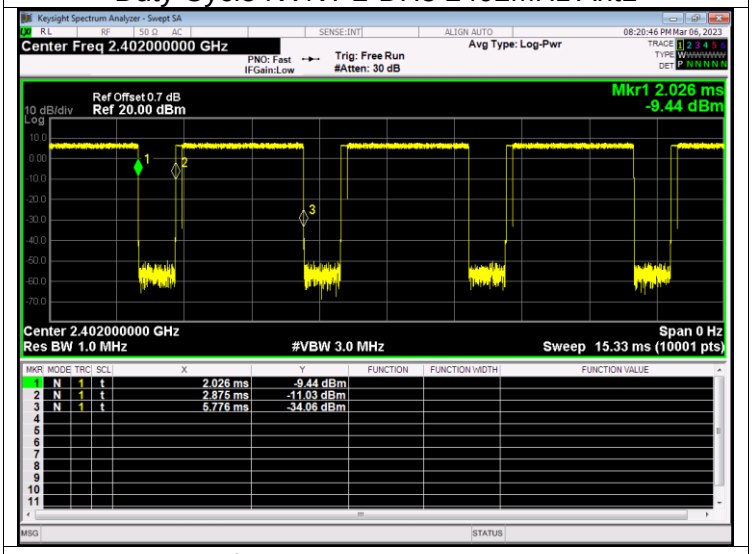

Duty Cycle NVNT 2-DH5 2441MHz Ant1

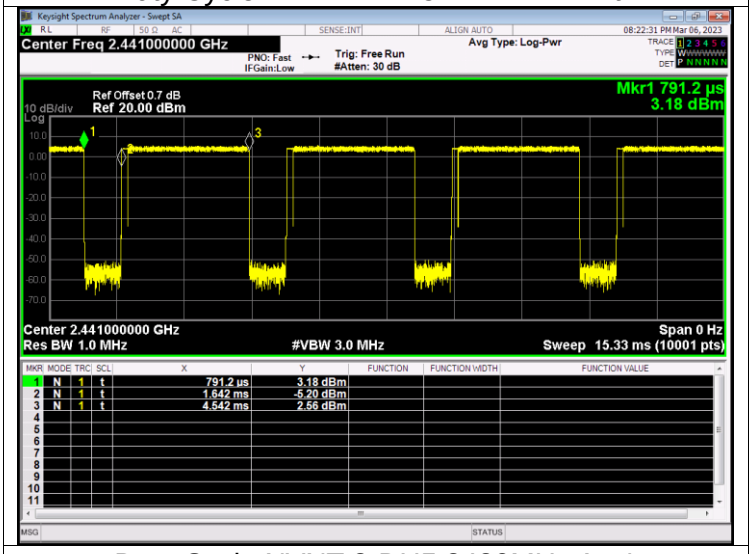

Duty Cycle NVNT 2-DH5 2480MHz Ant1

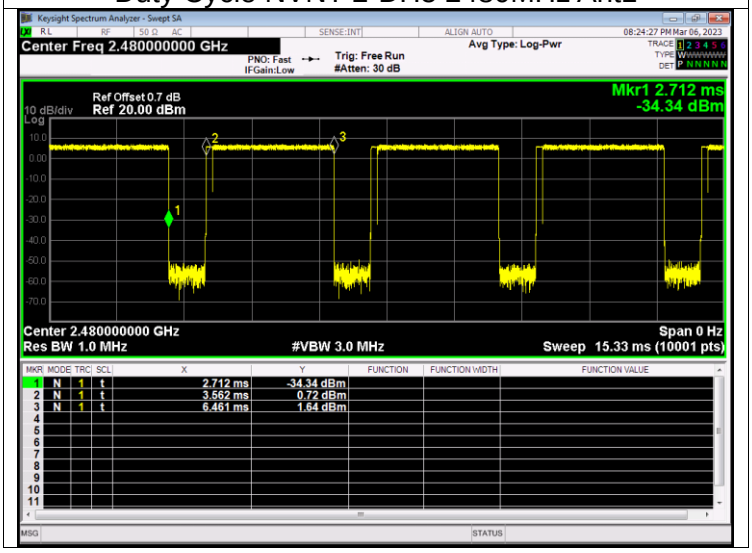

Duty Cycle NVNT 3-DH5 2402MHz Ant1

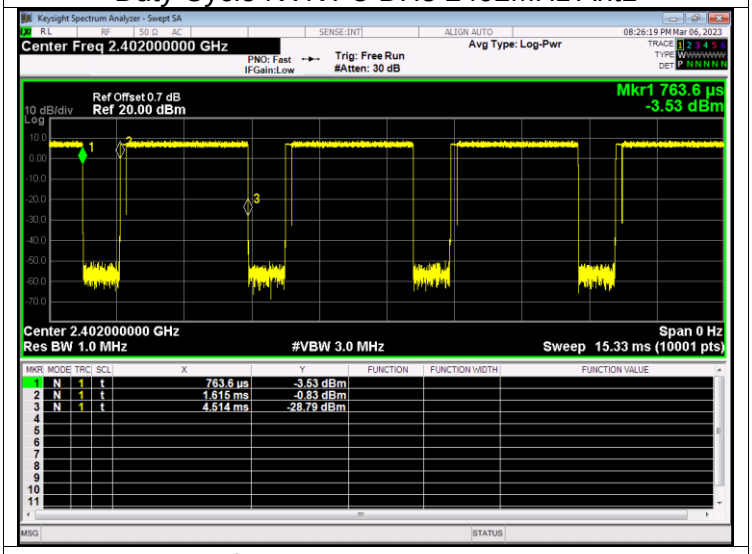

Duty Cycle NVNT 3-DH5 2441MHz Ant1

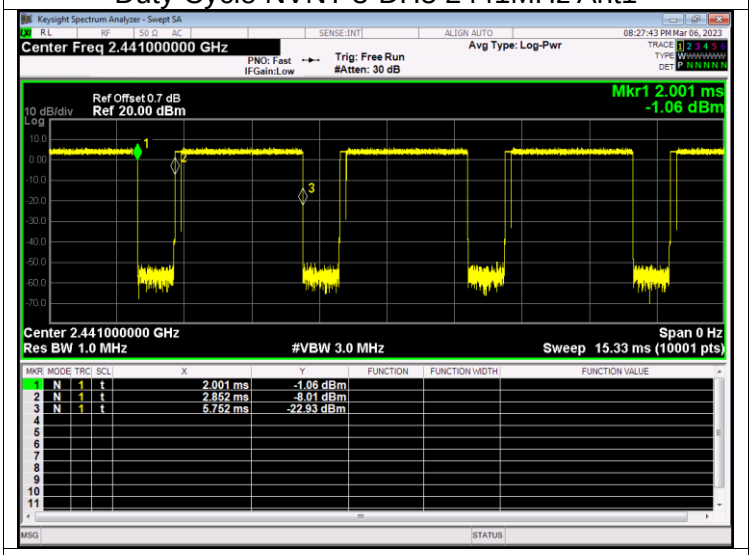

Duty Cycle NVNT 3-DH5 2480MHz Ant1

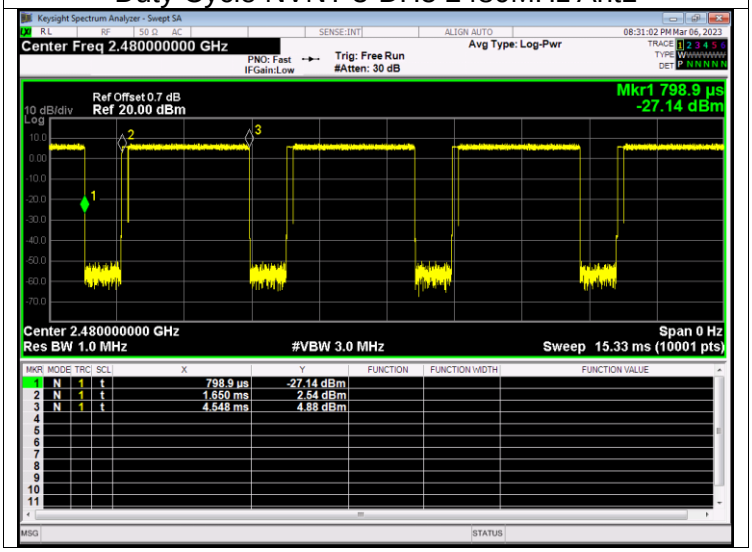

Maximum Peak Conducted Output Power

Condition	Mode	Frequency (MHz)	Antenna	Conducted Power (dBm)	Limit (dBm)	Verdict
NVNT	1-DH5	2402	Ant1	8.13	21	Pass
NVNT	1-DH5	2441	Ant1	5.55	21	Pass
NVNT	1-DH5	2480	Ant1	6.61	21	Pass
NVNT	2-DH5	2402	Ant1	8.85	21	Pass
NVNT	2-DH5	2441	Ant1	5.91	21	Pass
NVNT	2-DH5	2480	Ant1	7.38	21	Pass
NVNT	3-DH5	2402	Ant1	9.11	21	Pass
NVNT	3-DH5	2441	Ant1	6.14	21	Pass
NVNT	3-DH5	2480	Ant1	7.67	21	Pass

-20dB Bandwidth

Condition	Mode	Frequency (MHz)	Antenna	-20 dB Bandwidth (MHz)	Verdict
NVNT	1-DH5	2402	Ant1	0.989	Pass
NVNT	1-DH5	2441	Ant1	0.983	Pass
NVNT	1-DH5	2480	Ant1	0.943	Pass
NVNT	2-DH5	2402	Ant1	1.280	Pass
NVNT	2-DH5	2441	Ant1	1.281	Pass
NVNT	2-DH5	2480	Ant1	1.304	Pass
NVNT	3-DH5	2402	Ant1	1.280	Pass
NVNT	3-DH5	2441	Ant1	1.303	Pass
NVNT	3-DH5	2480	Ant1	1.296	Pass

Test Graphs

-20dB Bandwidth NVNT 1-DH5 2402MHz Ant1

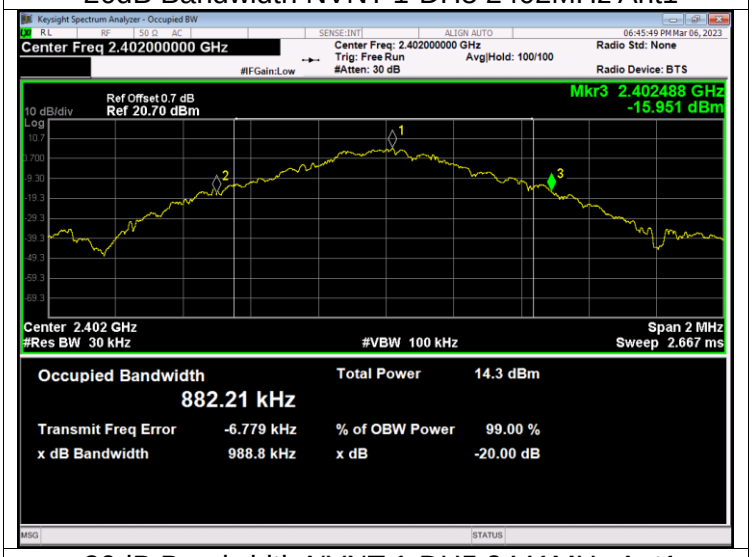

-20dB Bandwidth NVNT 1-DH5 2441MHz Ant1

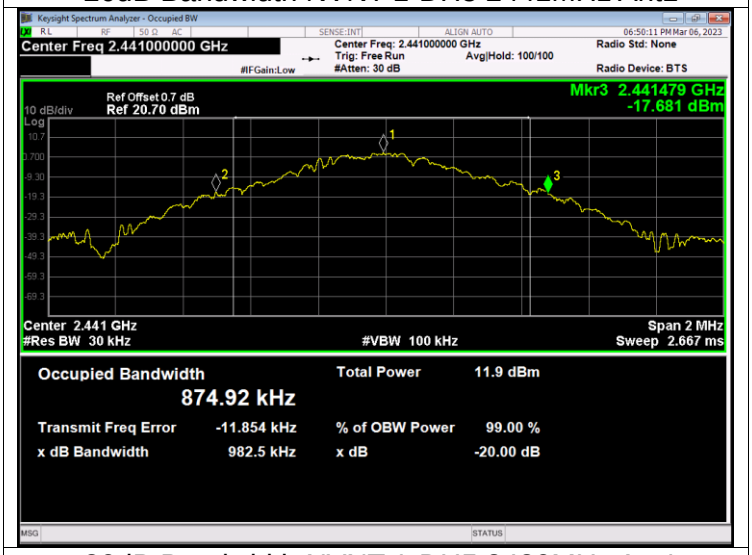

-20dB Bandwidth NVNT 1-DH5 2480MHz Ant1

-20dB Bandwidth NVNT 2-DH5 2402MHz Ant1

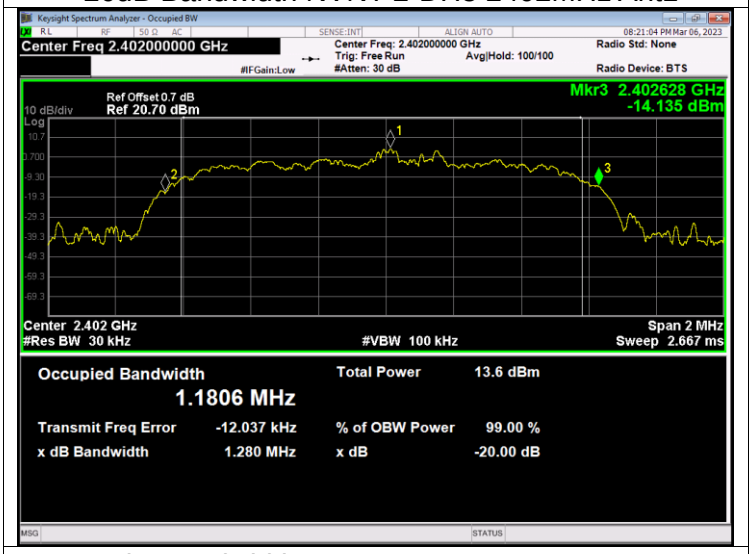

-20dB Bandwidth NVNT 2-DH5 2441MHz Ant1

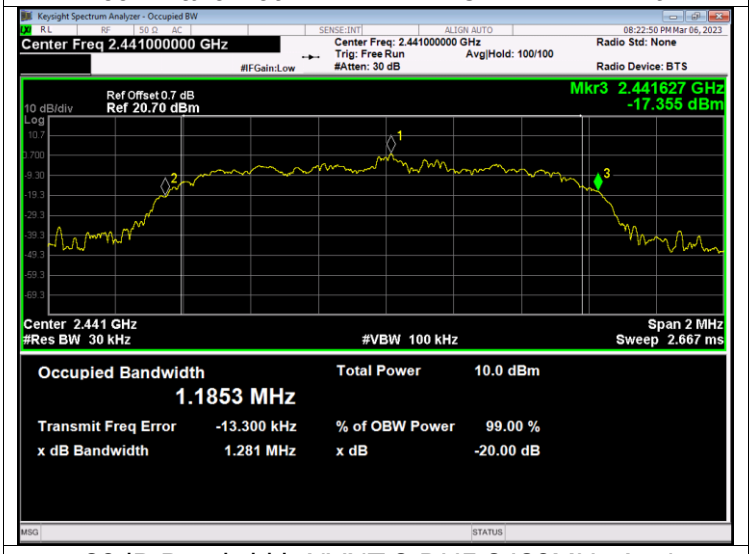

-20dB Bandwidth NVNT 2-DH5 2480MHz Ant1

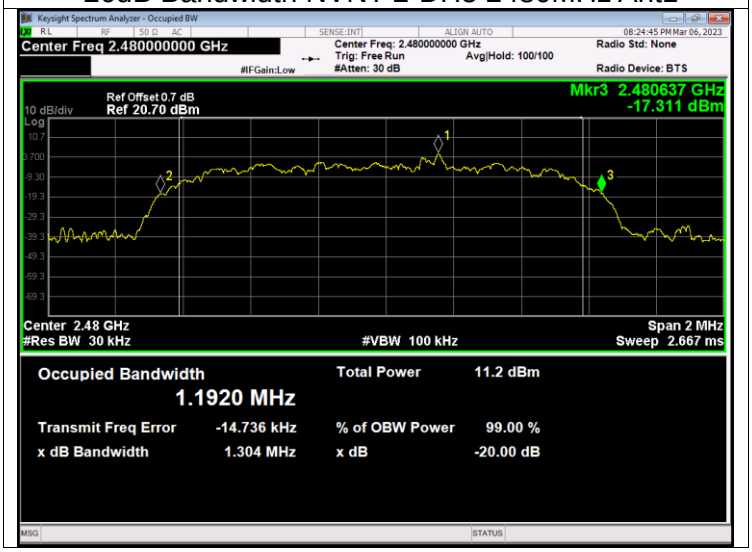

-20dB Bandwidth NVNT 3-DH5 2402MHz Ant1

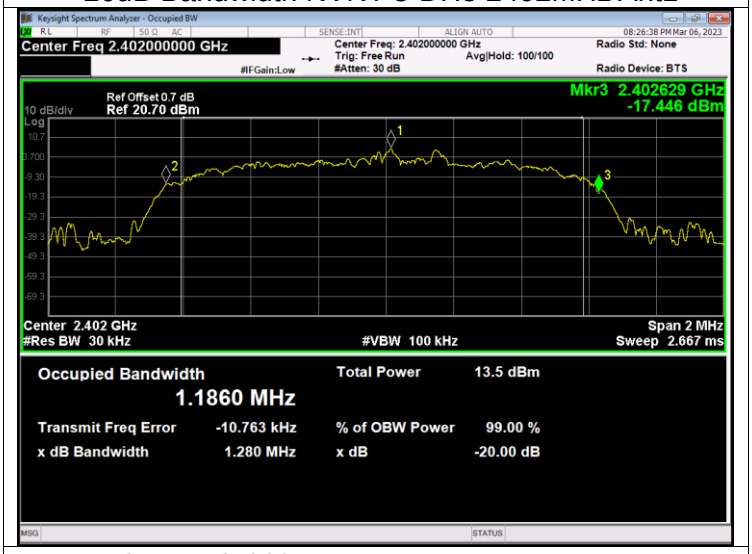

-20dB Bandwidth NVNT 3-DH5 2441MHz Ant1

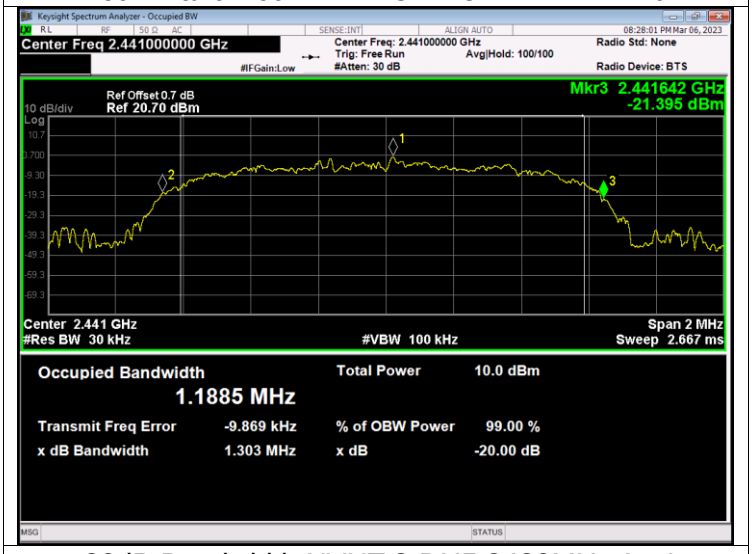

-20dB Bandwidth NVNT 3-DH5 2480MHz Ant1

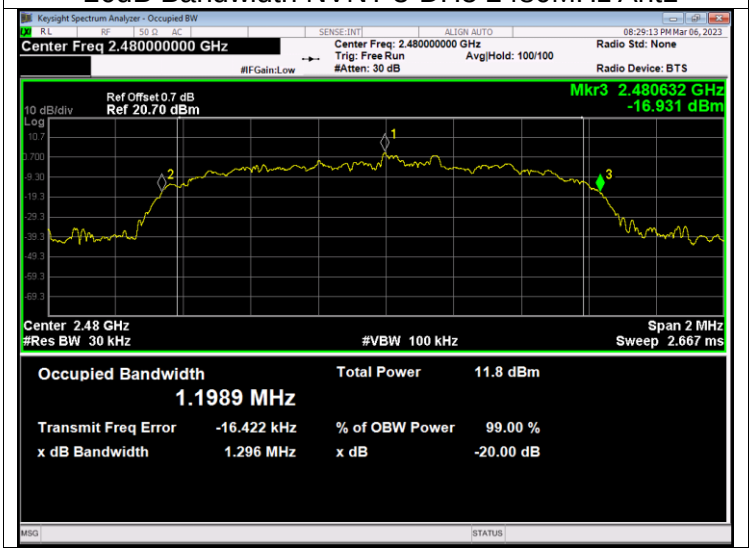

Occupied Channel Bandwidth

Condition	Mode	Frequency (MHz)	Antenna	99% OBW (MHz)
NVNT	1-DH5	2402	Ant1	0.871
NVNT	1-DH5	2441	Ant1	0.874
NVNT	1-DH5	2480	Ant1	0.877
NVNT	2-DH5	2402	Ant1	1.180
NVNT	2-DH5	2441	Ant1	1.186
NVNT	2-DH5	2480	Ant1	1.182
NVNT	3-DH5	2402	Ant1	1.195
NVNT	3-DH5	2441	Ant1	1.202
NVNT	3-DH5	2480	Ant1	1.198

Test Graphs

OBW NVNT 1-DH5 2402MHz Ant1

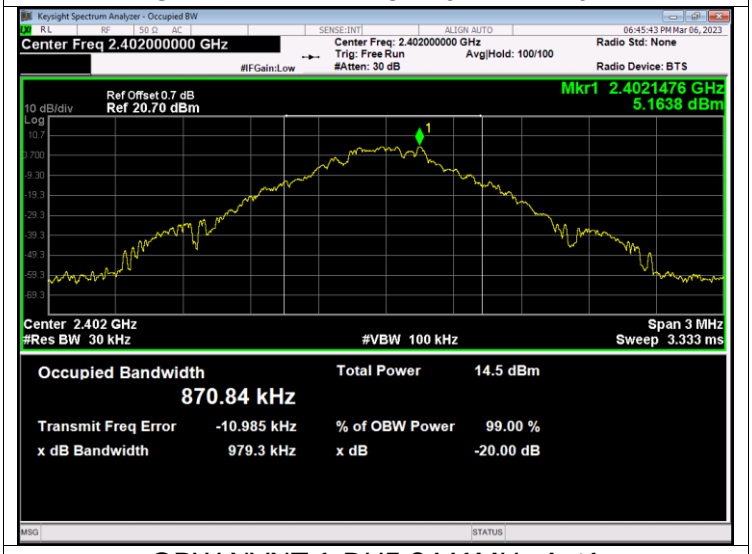

OBW NVNT 1-DH5 2441MHz Ant1

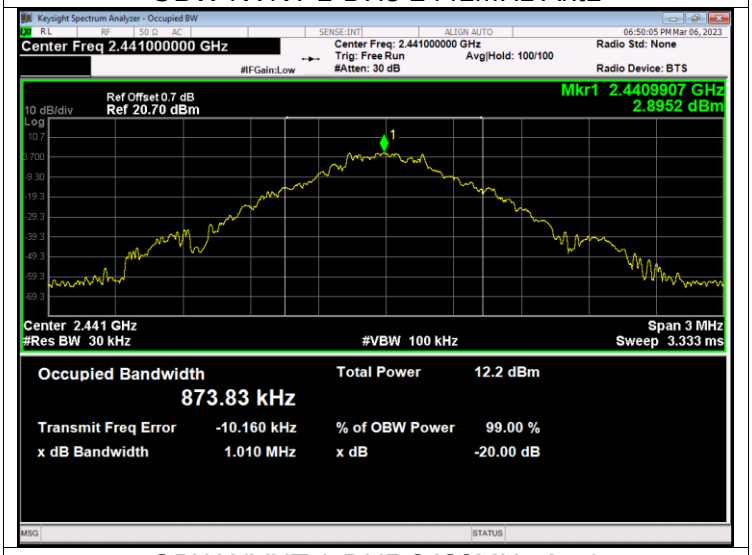

OBW NVNT 1-DH5 2480MHz Ant1

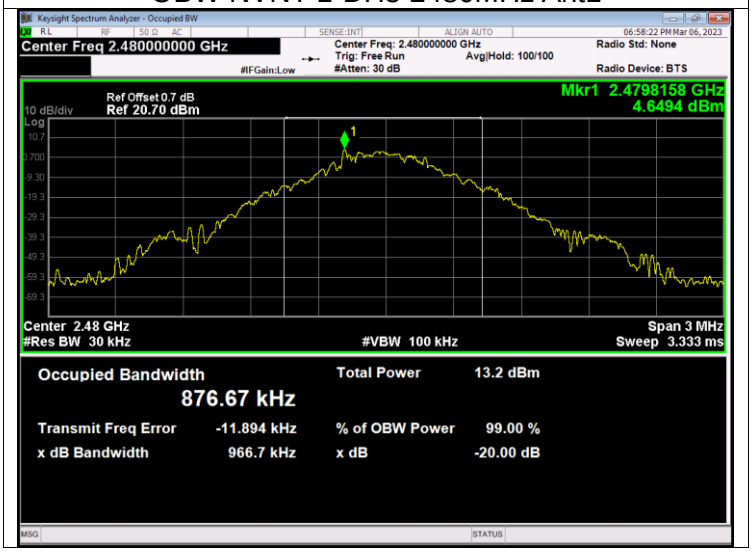

OBW NVNT 2-DH5 2402MHz Ant1

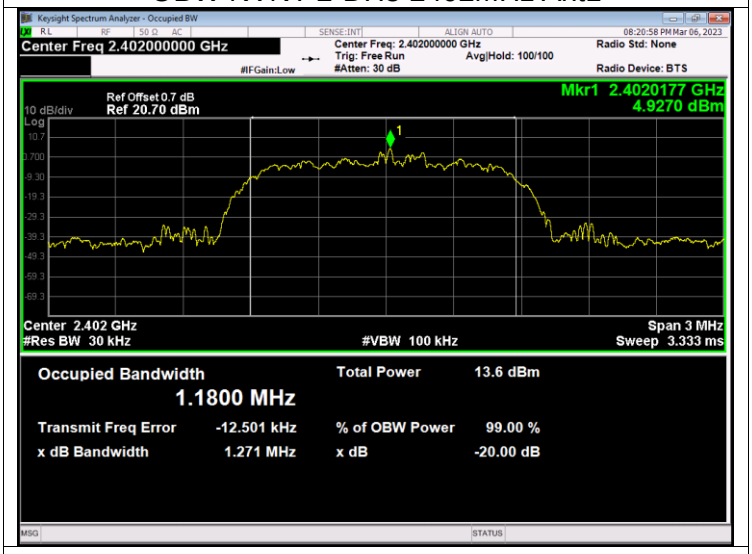

OBW NVNT 2-DH5 2441MHz Ant1

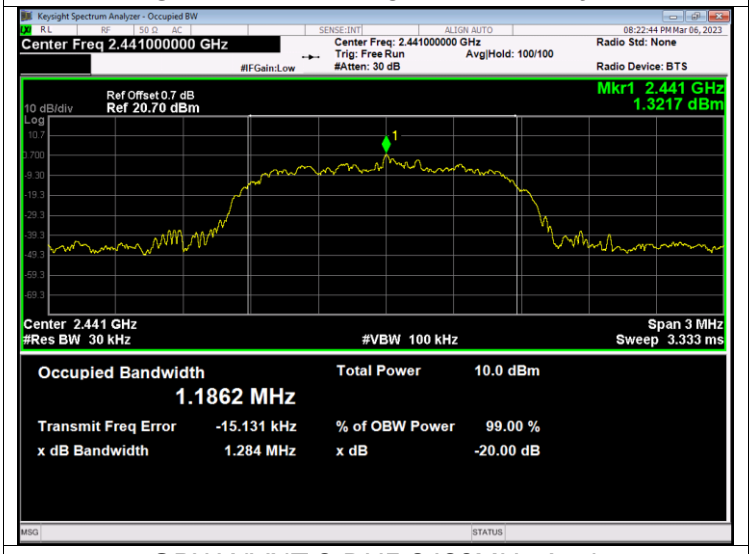

OBW NVNT 2-DH5 2480MHz Ant1

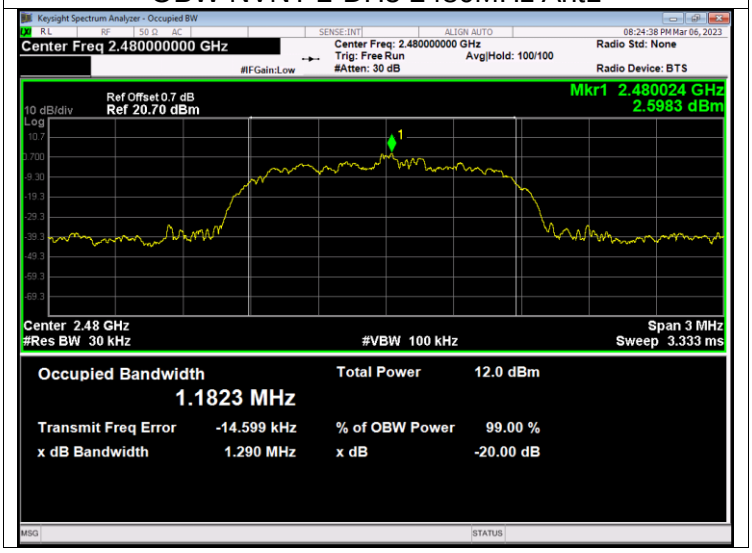

OBW NVNT 3-DH5 2402MHz Ant1

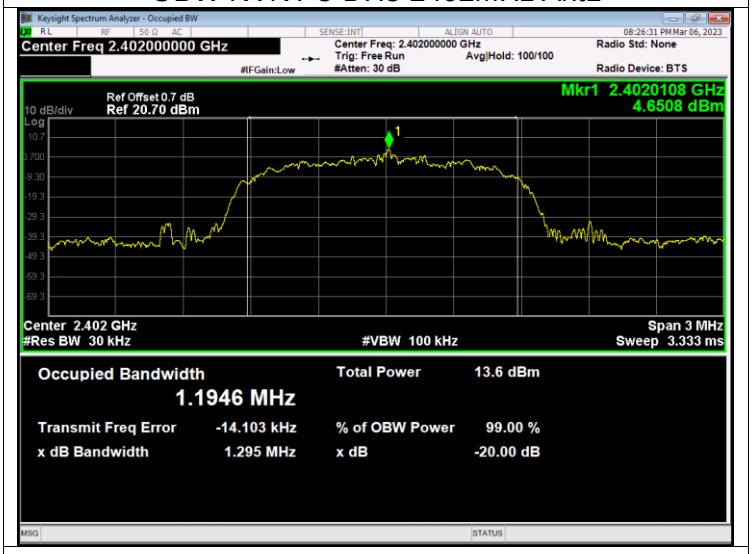

OBW NVNT 3-DH5 2441MHz Ant1

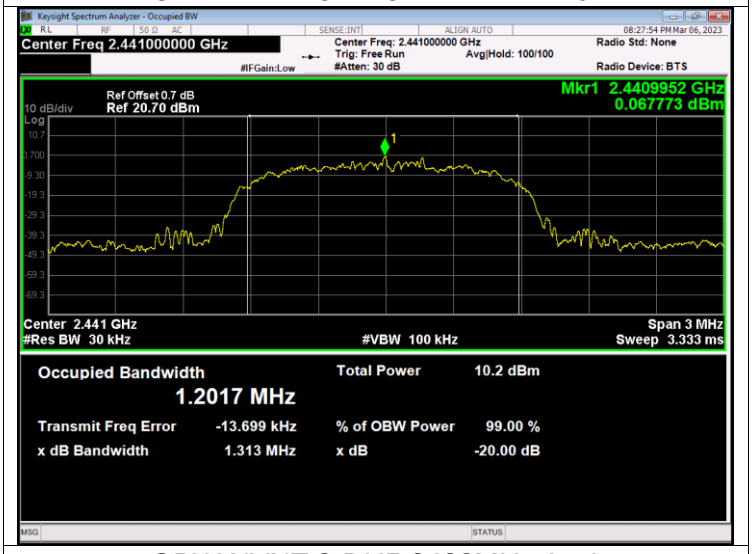

OBW NVNT 3-DH5 2480MHz Ant1

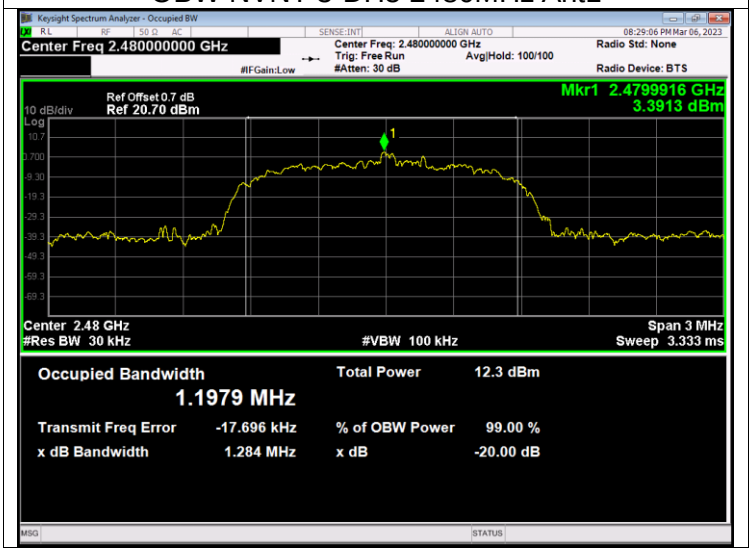

Carrier Frequencies Separation

Condition	Mode	Antenna	Hopping Freq1 (MHz)	Hopping Freq2 (MHz)	HFS (MHz)	Limit (MHz)	Verdict
NVNT	1-DH5	Ant1	2402.002	2403.016	1.014	0.659	Pass
NVNT	1-DH5	Ant1	2441.022	2441.998	0.976	0.655	Pass
NVNT	1-DH5	Ant1	2479.014	2479.986	0.972	0.629	Pass
NVNT	2-DH5	Ant1	2402.01	2402.988	0.978	0.847	Pass
NVNT	2-DH5	Ant1	2440.996	2441.996	1.00	0.857	Pass
NVNT	2-DH5	Ant1	2478.988	2479.986	0.998	0.854	Pass
NVNT	3-DH5	Ant1	2402.02	2403.006	0.986	0.856	Pass
NVNT	3-DH5	Ant1	2441.014	2442.006	0.992	0.852	Pass
NVNT	3-DH5	Ant1	2478.994	2479.986	0.992	0.851	Pass

Test Graphs
CFS NVNT 1-DH5 2402MHz Ant1

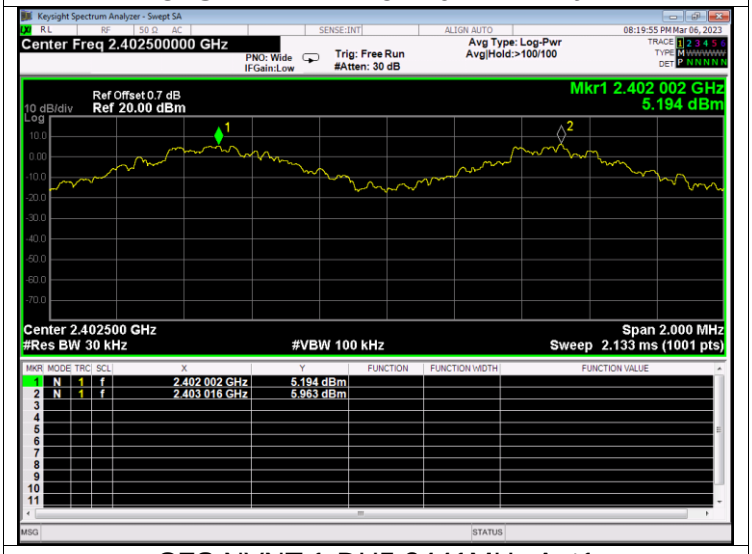

CFS NVNT 1-DH5 2441MHz Ant1

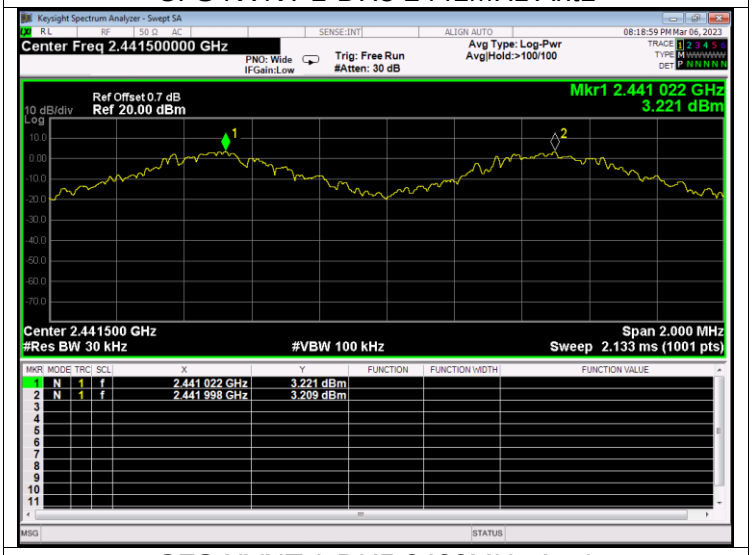

CFS NVNT 1-DH5 2480MHz Ant1

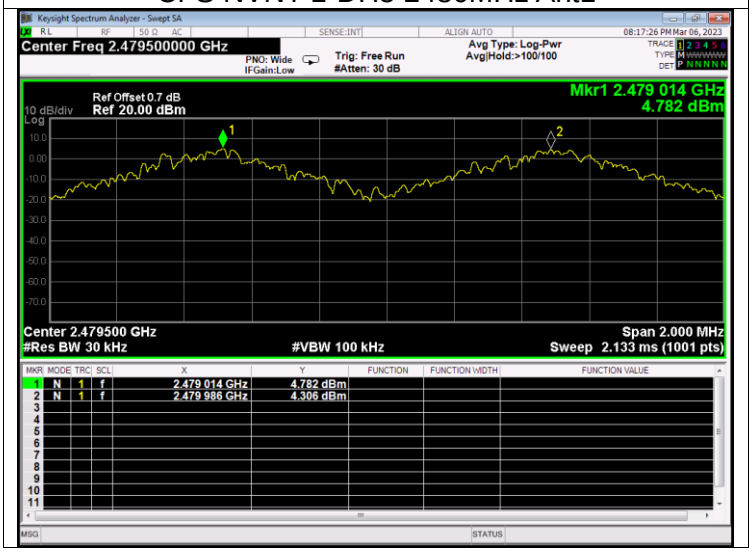

CFS NVNT 2-DH5 2402MHz Ant1

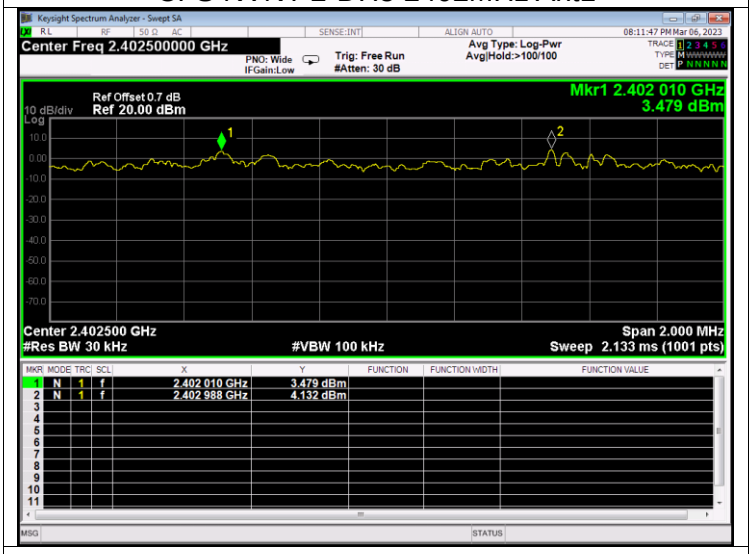

CFS NVNT 2-DH5 2441MHz Ant1

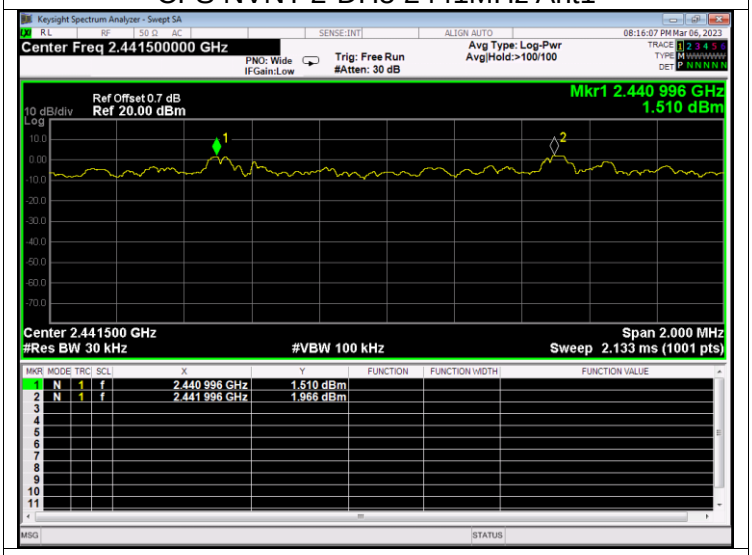

CFS NVNT 2-DH5 2480MHz Ant1

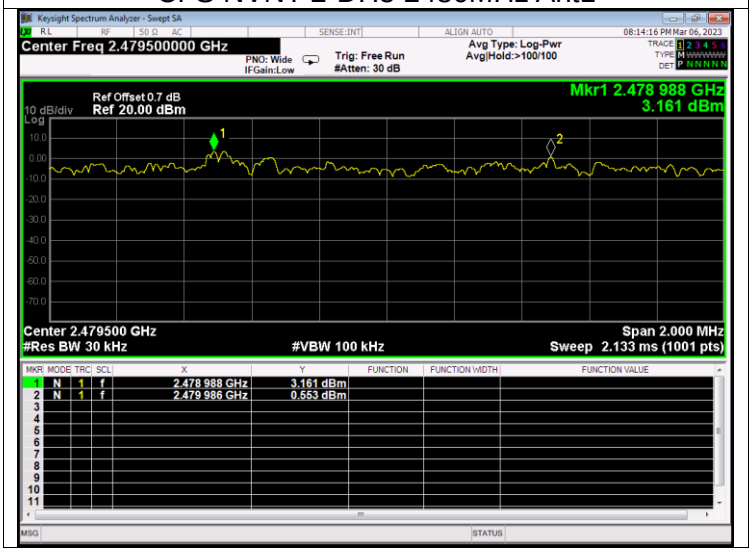

CFS NVNT 3-DH5 2402MHz Ant1

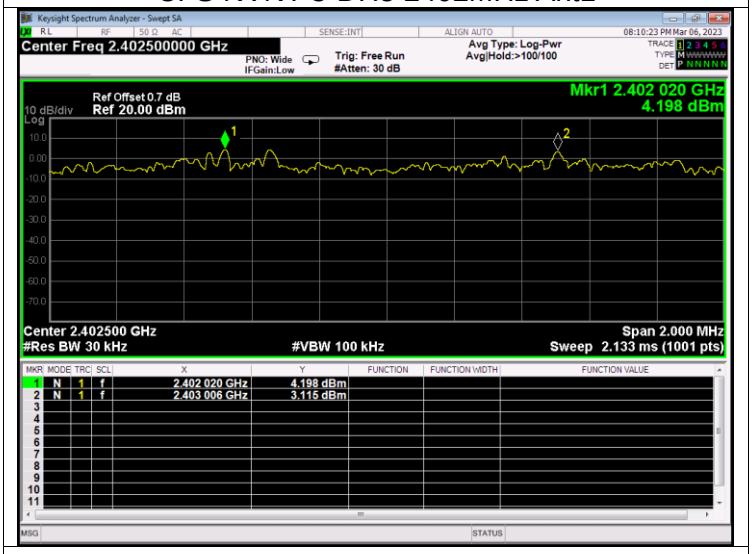

CFS NVNT 3-DH5 2441MHz Ant1

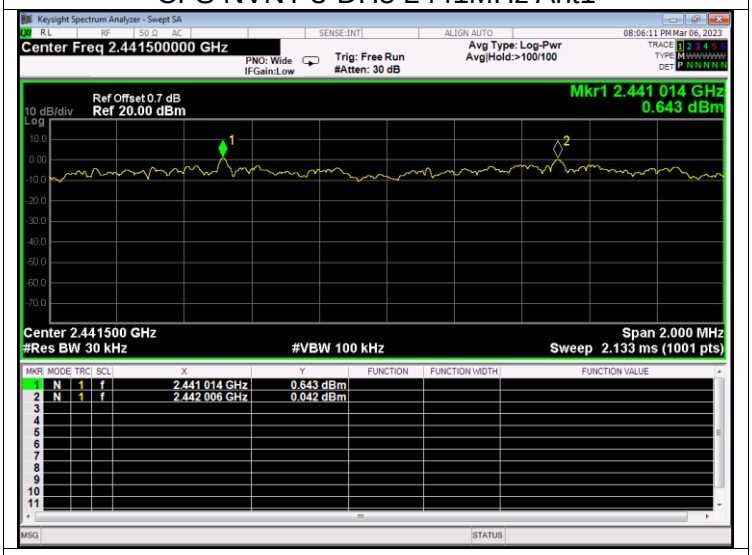

CFS NVNT 3-DH5 2480MHz Ant1

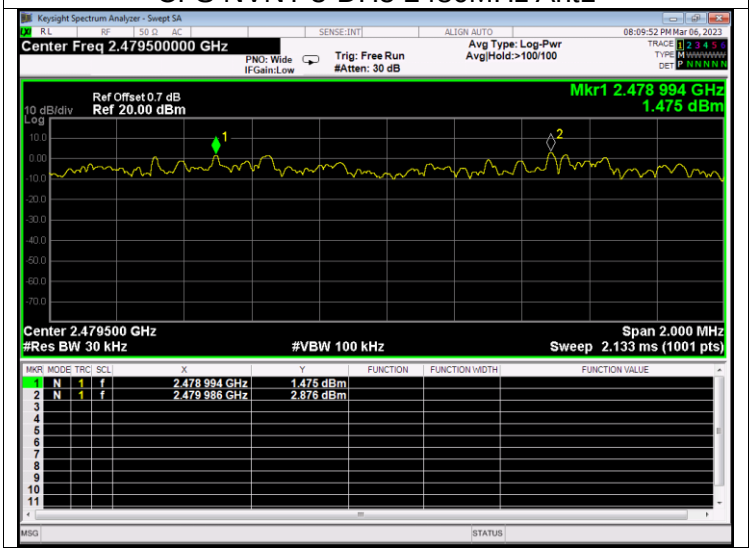

Band Edge

Condition	Mode	Frequency (MHz)	Antenna	Hopping Mode	Max Value (dBc)	Limit (dBc)	Verdict
NVNT	1-DH5	2402	Ant1	No-Hopping	-63.62	-20	Pass
NVNT	1-DH5	2480	Ant1	No-Hopping	-63.60	-20	Pass
NVNT	2-DH5	2402	Ant1	No-Hopping	-56.92	-20	Pass
NVNT	2-DH5	2480	Ant1	No-Hopping	-62.42	-20	Pass
NVNT	3-DH5	2402	Ant1	No-Hopping	-52.28	-20	Pass
NVNT	3-DH5	2480	Ant1	No-Hopping	-60.81	-20	Pass

Test Graphs
Band Edge NVNT 1-DH5 2402MHz Ant1 No-Hopping Ref

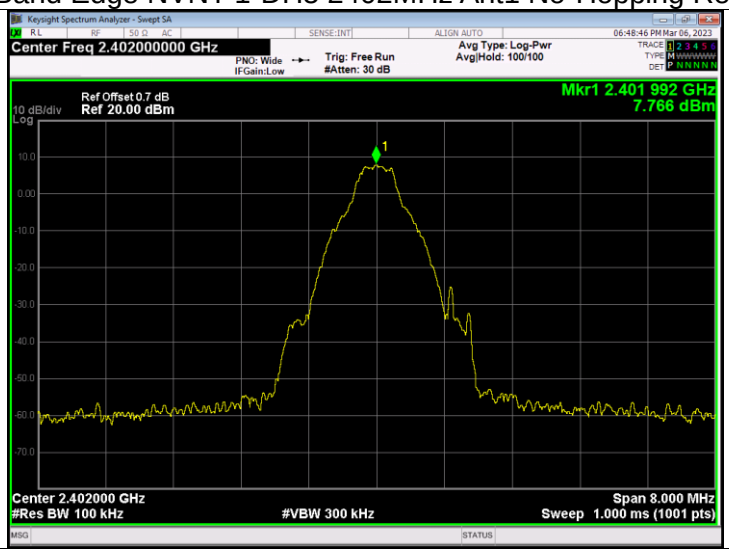

Band Edge NVNT 1-DH5 2402MHz Ant1 No-Hopping Emission

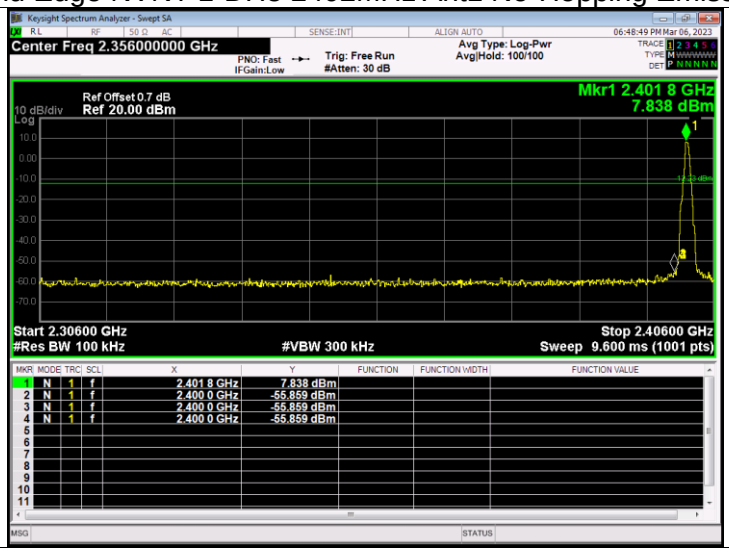

Band Edge NVNT 1-DH5 2480MHz Ant1 No-Hopping Ref

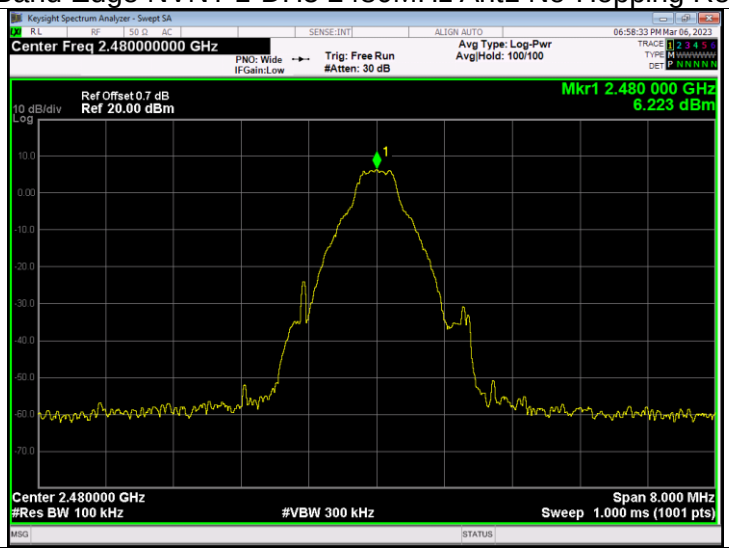

Band Edge NVNT 1-DH5 2480MHz Ant1 No-Hopping Emission

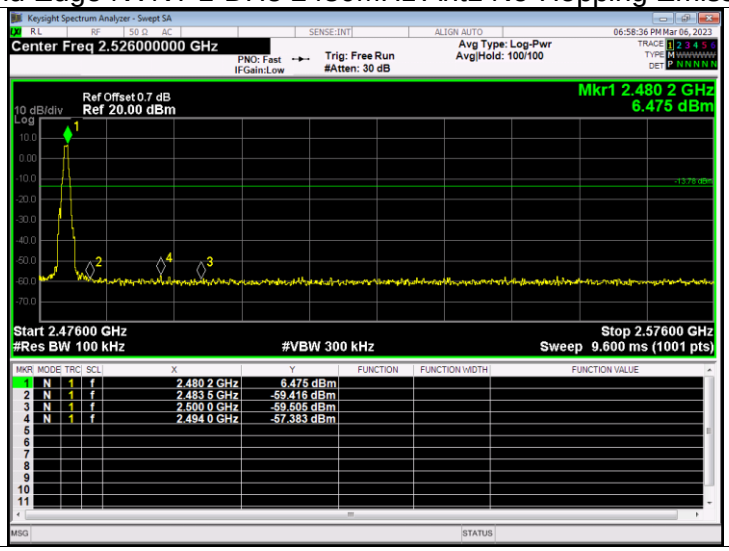

Band Edge NVNT 2-DH5 2402MHz Ant1 No-Hopping Ref

Band Edge NVNT 2-DH5 2402MHz Ant1 No-Hopping Emission

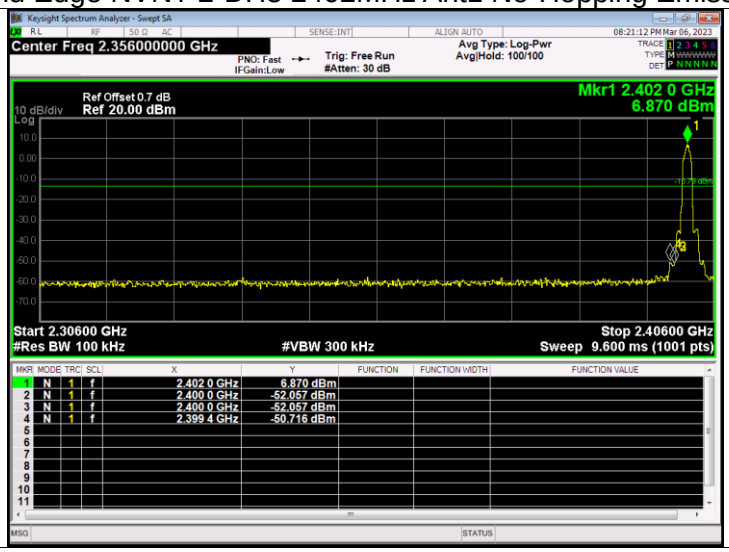

Band Edge NVNT 2-DH5 2480MHz Ant1 No-Hopping Ref

Band Edge NVNT 2-DH5 2480MHz Ant1 No-Hopping Emission

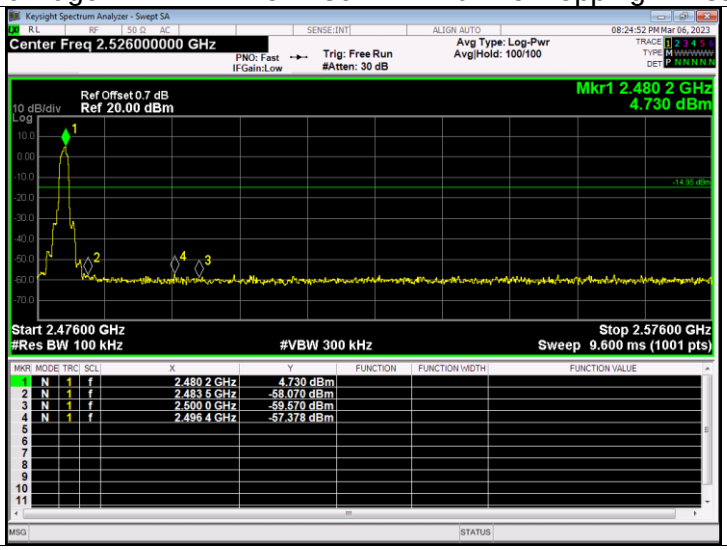

Band Edge NVNT 3-DH5 2402MHz Ant1 No-Hopping Ref