Calibration Laboratory of
Schmid & Partner
Engineering AG
Zeughausstrasse 43, 8004 Zurich, Switzerland

Name:	**LTE-TDD (SC-FDMA, 1 RB, 10 MHz, QPSK, UL Subframe=2,3,4,7,8,9, Subframe Conf=4)**
Group:	LTE-TDD
UID:	10410-AAG
PAR: [1]	**7.82 dB**
MIF: [2]	**-3.41 dB**
Standard Reference:	3GPP / ETSI TS 136.101 V8.4.0 3GPP / ETSI TS 136.213 V8.4.0 FCC OET KDB 941225 D05 SAR for LTE Devices v01
Category:	Random amplitude modulation
Modulation:	QPSK
Frequency Band:	Band 33, E-UTRA/TDD (1900.0 - 1920.0 MHz) Band 34, E-UTRA/TDD (2010.0 - 2025.0 MHz) Band 35, E-UTRA/TDD (1850.0 - 1910.0 MHz) Band 36, E-UTRA/TDD (1930.0 - 1990.0 MHz) Band 37, E-UTRA/TDD (1910.0 - 1930.0 MHz) Band 38, E-UTRA/TDD (2570.0 - 2620.0 MHz) Band 39, E-UTRA/TDD (1880.0 - 1920.0 MHz) Band 40, E-UTRA/TDD (2300.0 - 2400.0 MHz) Band 41, E-UTRA/TDD (2496.0 - 2690.0 MHz) Band 42, E-UTRA/TDD (3400.0 - 3600.0 MHz) Band 43, E-UTRA/TDD (3600.0 - 3800.0 MHz) Band 44, E-UTRA/TDD (703.0 - 803.0 MHz) Band 45, E-UTRA/FDD (1447.0 - 1467.0 MHz) Band 46, E-UTRA/FDD (5150.0 - 5925.0 MHz) Band 47, E-UTRA/TDD (5855.0 - 5925.0 MHz) Band 48, E-UTRA/TDD (3550.0 - 3700.0 MHz) Band 49, E-UTRA/TDD (3550.0 - 3700.0 MHz) Band 50, E-UTRA/TDD (1432.0 - 1517.0 MHz) Band 52, E-UTRA/FDD (3300.0 - 3400.0 MHz) Band 53, E-UTRA/FDD (2483.5 - 2495.0 MHz) Validation band (0.0 - 6000.0 MHz)
Detailed Specification:	Modulation Scheme: SC-FDMA Uplink-downlink configuration: 0 Special Subframe configuration: 4 Number of Frames: 1 Settings for UL Subframe: 2,3,4,7,8,9 Number of PUSCHs: 1 Modulation Scheme: QPSK Allocated RB: 1 Start Number of RB: 25 Data Type: PN9fix
Bandwidth:	10.0 MHz
Integration Time:	10.0 ms

[1] PAR (0.1%) in accordance with FCC KDB 971168, Section 6.0 "'Measurement of the Peak-to-Average Power Ratio (PAPR)'"
[2] Modulation Interference Factor (MIF) value valid only in conjunction with advanced probe response linearization calibration for the same communication system (same UID and version).

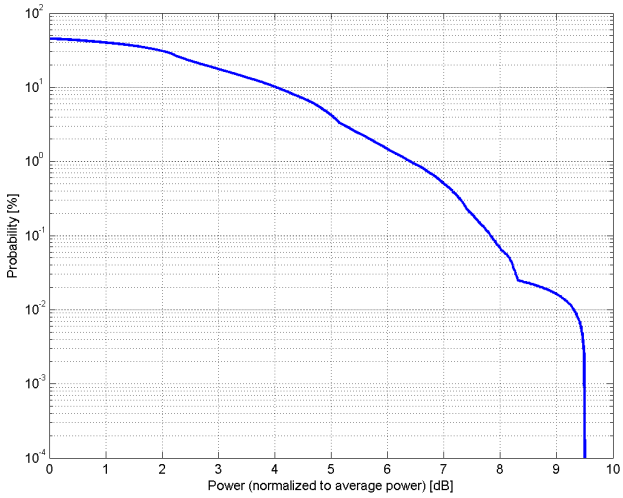

Complementary Cumulative Distribution Function (CCDF)

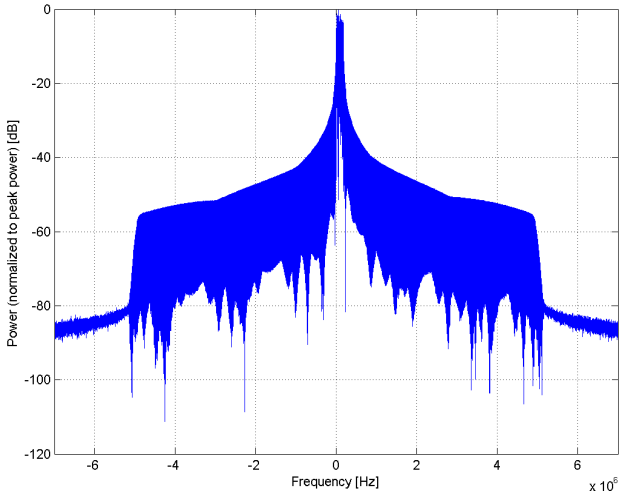

Frequency Domain

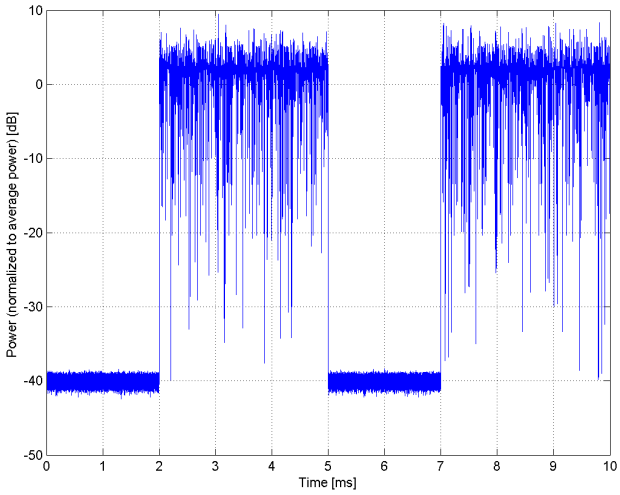

Time Domain

Calibration Laboratory of
Schmid & Partner
Engineering AG
Zeughausstrasse 43, 8004 Zurich, Switzerland

Name:	**IEEE 802.11b WiFi 2.4 GHz (DSSS, 1 Mbps, 99pc duty cycle)**
Group:	WLAN
UID:	10415-AAA
PAR: [1]	**1.54 dB**
MIF: [2]	**-17.55 dB**
Standard Reference:	IEEE 802.11-2012 FCC SAR meas for 802 11 a b g v01r02 (248227 D01)
Category:	Random amplitude modulation
Modulation:	DBPSK
Frequency Band:	WLAN 2.4GHz (2412.0-2484.0 MHz, 20230)
Detailed Specification:	Duty cycle: 99 % PSDU length: 1024 bytes Preambule type: long Data Rate: 1Mbps Burst on time: 8384us
Bandwidth:	20.0 MHz
Integration Time:	8.5 ms

[1] PAR (0.1%) in accordance with FCC KDB 971168, Section 6.0 "'Measurement of the Peak-to-Average Power Ratio (PAPR)'"
[2] Modulation Interference Factor (MIF) value valid only in conjunction with advanced probe response linearization calibration for the same communication system (same UID and version).

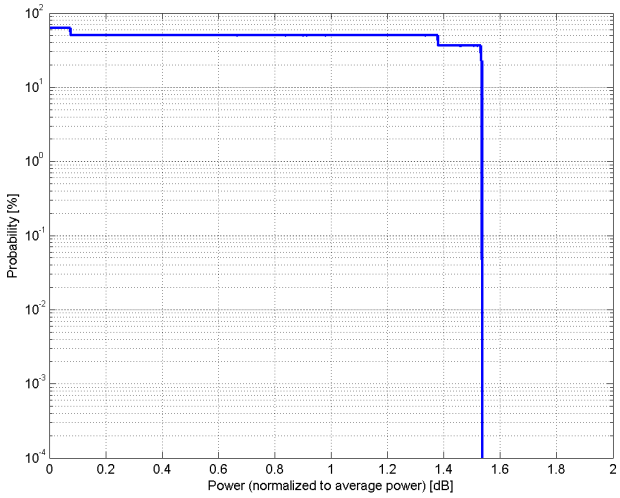

Complementary Cumulative Distribution Function (CCDF)

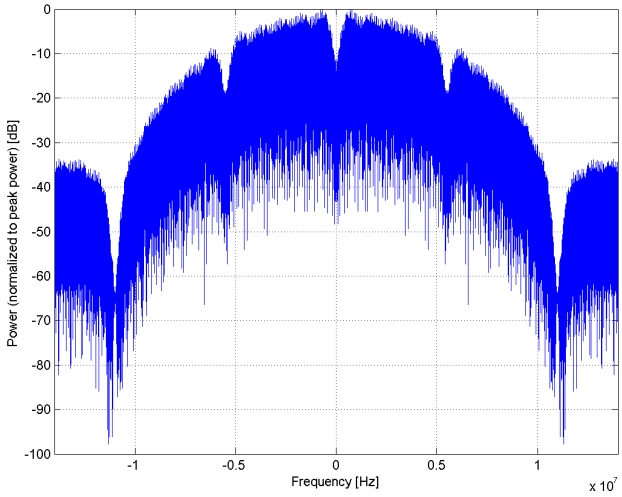

Frequency Domain

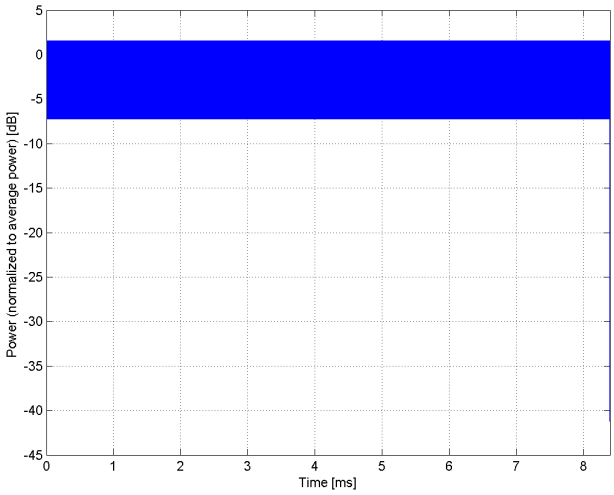

Time Domain

Calibration Laboratory of
Schmid & Partner
Engineering AG
Zeughausstrasse 43, 8004 Zurich, Switzerland

Name:	**IEEE 802.11g WiFi 2.4 GHz (ERP-OFDM, 6 Mbps, 99pc duty cycle)**
Group:	WLAN
UID:	10416-AAA
PAR: [1]	**8.23 dB**
MIF: [2]	**-18.74 dB**
Standard Reference:	IEEE 802.11 2012 FCC SAR meas for 802 11 a b g v01r02 (248227 D01)
Category:	Random amplitude modulation
Modulation:	BPSK
Frequency Band:	WLAN 2.4GHz (2412.0-2484.0 MHz, 20230)
Detailed Specification:	Duty cycle: 99 % PSDU length: 1000 bytes Frame format: ERP-OFDM Data Rate: 6Mbps Burst on time: 1360us Preamble type: long
Bandwidth:	20.0 MHz
Integration Time:	1.4 ms

[1] PAR (0.1%) in accordance with FCC KDB 971168, Section 6.0 "'Measurement of the Peak-to-Average Power Ratio (PAPR)'"
[2] Modulation Interference Factor (MIF) value valid only in conjunction with advanced probe response linearization calibration for the same communication system (same UID and version).

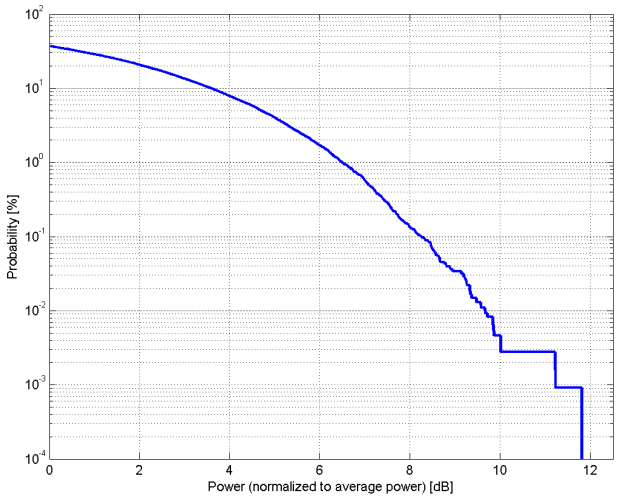

Complementary Cumulative Distribution Function (CCDF)

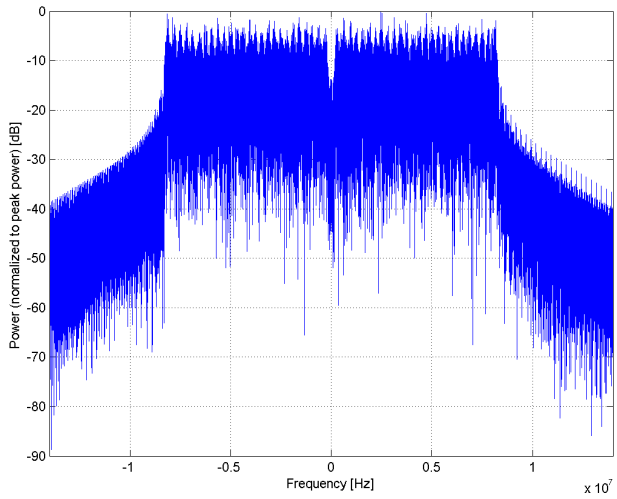

Frequency Domain

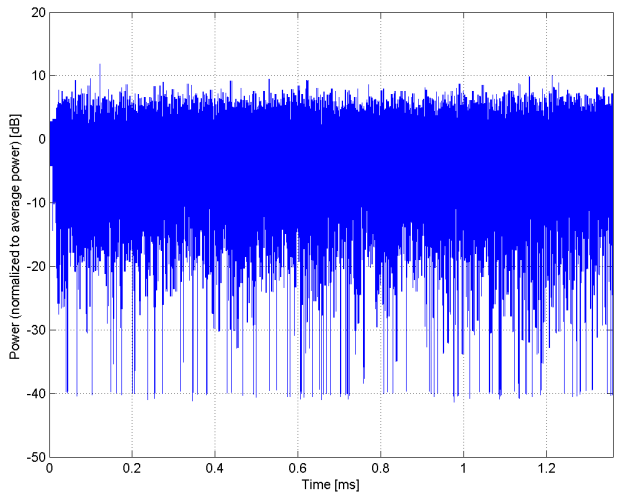

Time Domain

Calibration Laboratory of
Schmid & Partner
Engineering AG
Zeughausstrasse 43, 8004 Zurich, Switzerland

Name:	**IEEE 802.11a/h WiFi 5 GHz (OFDM, 6 Mbps, 99pc duty cycle)**
Group:	WLAN
UID:	10417-AAB
PAR: [1]	**8.23 dB**
MIF: [2]	**-18.74 dB**
Standard Reference:	IEEE 802.11-2012 FCC SAR meas for 802 11 a b g v01r02 (248227 D01)
Category:	Random amplitude modulation
Modulation:	BPSK
Frequency Band:	WLAN 5GHz (4915.0 - 5825.0 MHz) U-NII-1, U-NII-2A (5170 - 5330 MHz) U-NII-2C Standalone (5490 - 5710 MHz) U-NII-2C <5.65 GHz (5490 - 5650 MHz) U-NII-3 Standalone (5735 - 5835 MHz) U-NII-2C, U-NII-3 (5650 - 5835 MHz) Validation band (0.0 - 6000.0 MHz)
Detailed Specification:	Duty cycle: 99% PSDU length: 1000 bytes Data Rate: 6Mbps Burst on time: 1360us
Bandwidth:	20.0 MHz
Integration Time:	1.4 ms

[1] PAR (0.1%) in accordance with FCC KDB 971168, Section 6.0 "'Measurement of the Peak-to-Average Power Ratio (PAPR)'"
[2] Modulation Interference Factor (MIF) value valid only in conjunction with advanced probe response linearization calibration for the same communication system (same UID and version).

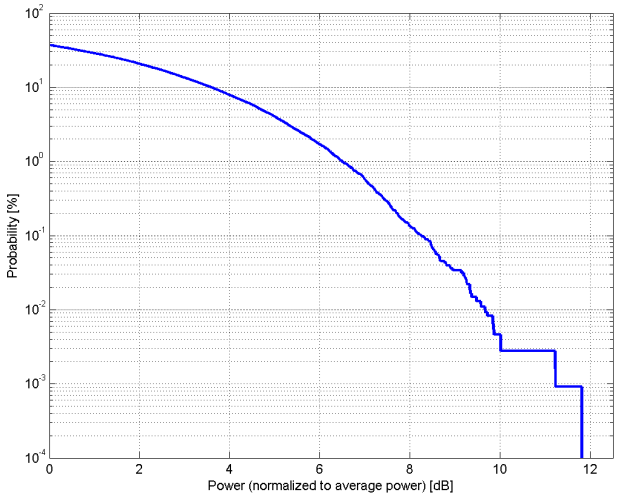

Complementary Cumulative Distribution Function (CCDF)

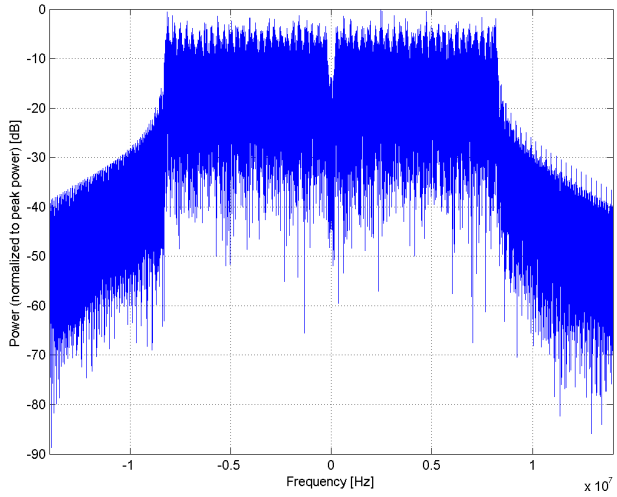

Frequency Domain

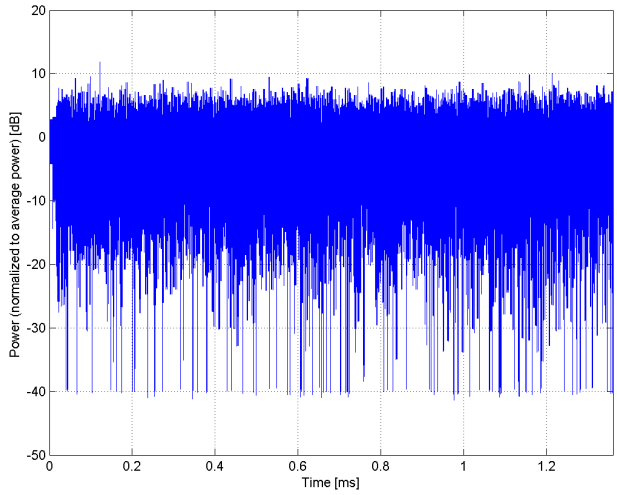

Time Domain

Calibration Laboratory of
Schmid & Partner
Engineering AG
Zeughausstrasse 43, 8004 Zurich, Switzerland

Name:	**IEEE 802.11g WiFi 2.4 GHz (DSSS-OFDM, 6 Mbps, 99pc duty cycle, Long preambule)**
Group:	WLAN
UID:	10418-AAA
PAR: [1]	**8.14 dB**
MIF: [2]	**-17.11 dB**
Standard Reference:	IEEE 802.11-2012 FCC SAR meas for 802 11 a b g v01r02 (248227 D01)
Category:	Random amplitude modulation
Modulation:	BPSK
Frequency Band:	WLAN 2.4GHz (2412.0-2484.0 MHz, 20230)
Detailed Specification:	Duty cycle: 99 % PSDU length: 1000 bytes Frame format: DSSS-OFDM Data Rate: 6Mbps Burst on time: 1496us Preamble type: long
Bandwidth:	20.0 MHz
Integration Time:	1.5 ms

[1] PAR (0.1%) in accordance with FCC KDB 971168, Section 6.0 "'Measurement of the Peak-to-Average Power Ratio (PAPR)'"
[2] Modulation Interference Factor (MIF) value valid only in conjunction with advanced probe response linearization calibration for the same communication system (same UID and version).

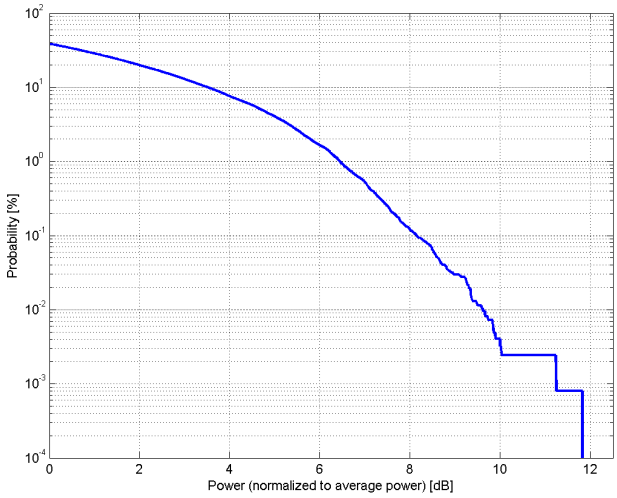

Complementary Cumulative Distribution Function (CCDF)

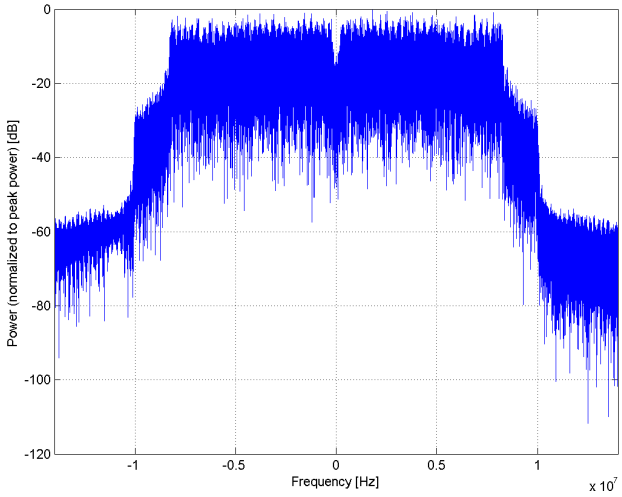

Frequency Domain

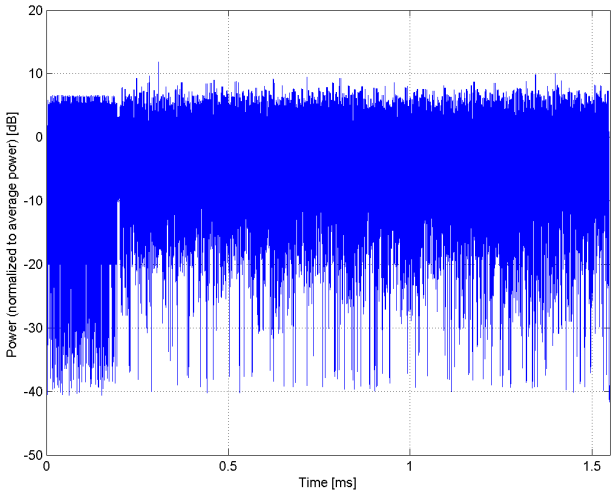

Time Domain

Calibration Laboratory of
Schmid & Partner
Engineering AG
Zeughausstrasse 43, 8004 Zurich, Switzerland

Name:	**IEEE 802.11g WiFi 2.4 GHz (DSSS-OFDM, 6 Mbps, 99pc duty cycle, Short preambule)**
Group:	WLAN
UID:	10419-AAA
PAR: [1]	**8.19 dB**
MIF: [2]	**-18.31 dB**
Standard Reference:	IEEE 802.11-2012 FCC SAR meas for 802 11 a b g v01r02 (248227 D01)
Category:	Random amplitude modulation
Modulation:	BPSK
Frequency Band:	WLAN 2.4GHz (2412.0-2484.0 MHz, 20230)
Detailed Specification:	Duty cycle: 99 % PSDU length: 1000 bytes Frame format: DSSS-OFDM Data Rate: 6Mbps Burst on time: 1496us Preamble type: short
Bandwidth:	20.0 MHz
Integration Time:	1.5 ms

[1] PAR (0.1%) in accordance with FCC KDB 971168, Section 6.0 "'Measurement of the Peak-to-Average Power Ratio (PAPR)'"
[2] Modulation Interference Factor (MIF) value valid only in conjunction with advanced probe response linearization calibration for the same communication system (same UID and version).

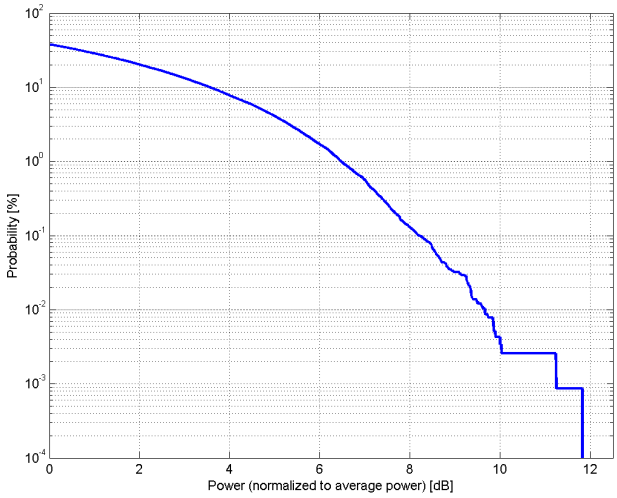

Complementary Cumulative Distribution Function (CCDF)

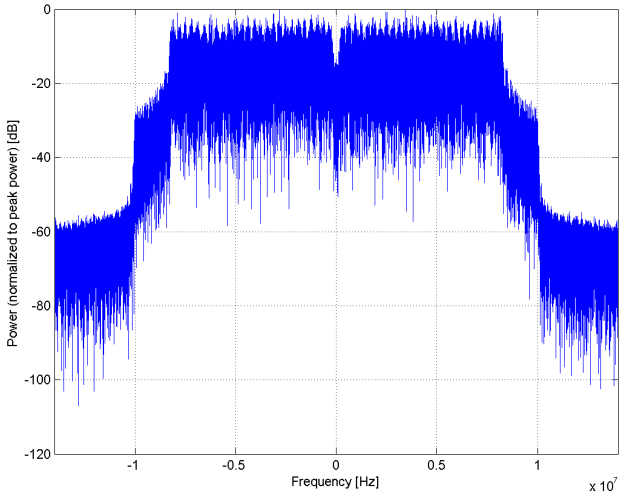

Frequency Domain

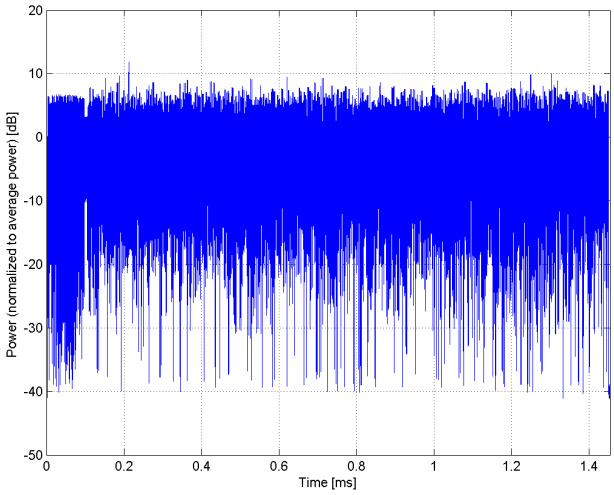

Time Domain

Calibration Laboratory of
Schmid & Partner
Engineering AG
Zeughausstrasse 43, 8004 Zurich, Switzerland

Name:	**FSE MRI sequence (pi Sinc, 10ms, 2.5 ms)**
Group:	MRI
UID:	10421-AAC
PAR: [1]	**9.48 dB**
MIF: [2]	**1.87 dB**
Standard Reference:	SPEAG
Category:	Periodic pulsed modulation
Modulation:	AM
Frequency Band:	MRI 1.5T (59.0 - 69.0 MHz) MRI 3T (123.0 - 133.0 MHz) Validation band (0.0 - 6000.0 MHz)
Detailed Specification:	Calibration Sequence for Fast Spin Echo Pulse Shape: Sinc +/- Pi Repetition Rate: 100 Hz Duty Cycle: 25%
Bandwidth:	0.0 MHz
Integration Time:	10.0 ms

[1] PAR (0.1%) in accordance with FCC KDB 971168, Section 6.0 "'Measurement of the Peak-to-Average Power Ratio (PAPR)'"
[2] Modulation Interference Factor (MIF) value valid only in conjunction with advanced probe response linearization calibration for the same communication system (same UID and version).

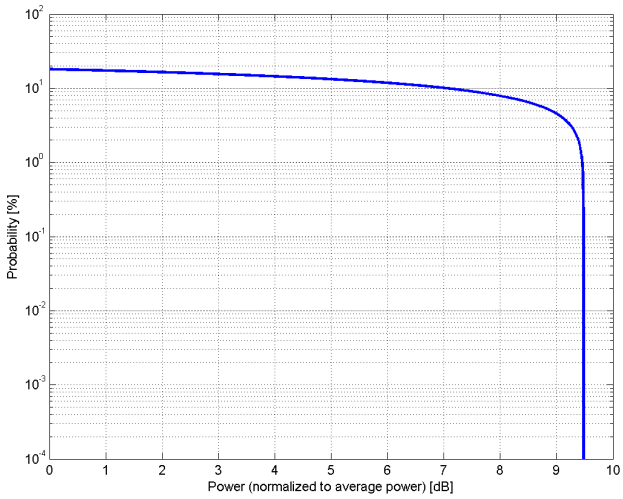

Complementary Cumulative Distribution Function (CCDF)

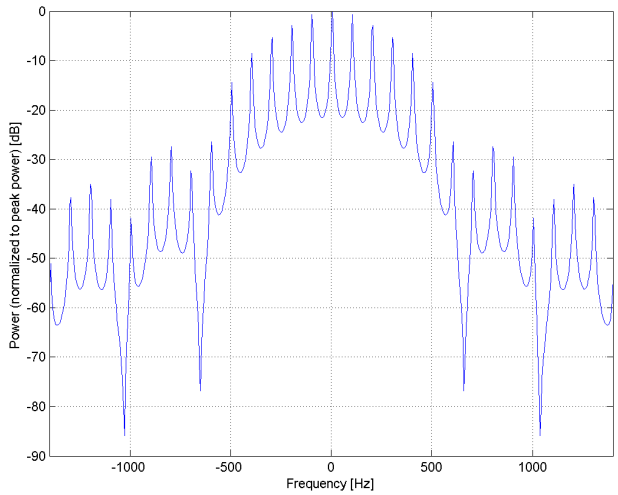

Frequency Domain

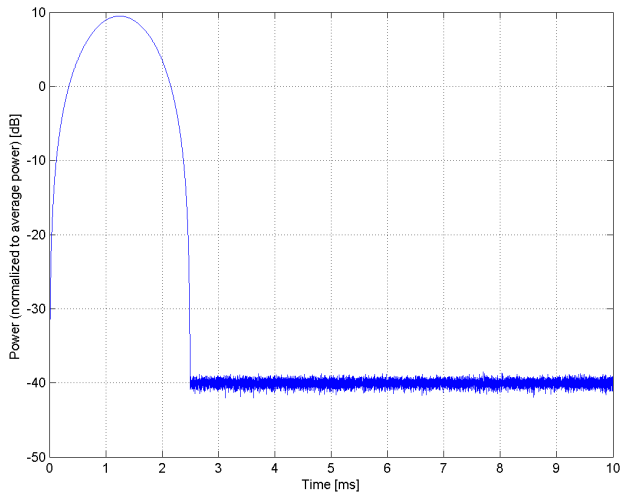

Time Domain

Calibration Laboratory of
Schmid & Partner
Engineering AG
Zeughausstrasse 43, 8004 Zurich, Switzerland

Name:	**IEEE 802.11n (HT Greenfield, 7.2 Mbps, BPSK)**
Group:	WLAN
UID:	10422-AAB
PAR: [1]	**8.32 dB**
MIF: [2]	**-14.20 dB**
Standard Reference:	IEEE 802.11n-2009
Category:	Random amplitude modulation
Modulation:	BPSK
Frequency Band:	WLAN 2.4GHz (2412.0 - 2484.0 MHz) WLAN 5GHz (4915.0 - 5825.0 MHz) U-NII-1, U-NII-2A (5170 - 5330 MHz) U-NII-2C Standalone (5490 - 5710 MHz) U-NII-2C <5.65 GHz (5490 - 5650 MHz) U-NII-3 Standalone (5735 - 5835 MHz) U-NII-2C, U-NII-3 (5650 - 5835 MHz) Validation band (0.0 - 6000.0 MHz)
Detailed Specification:	Modulation: BPSK Data Rate: 7.2 Mbps PPDU Format: HT Greenfield PPDU Type: 20 MHz MCS Index: 0 Guard Interval: Short Duty Cycle: 99%
Bandwidth:	20.0 MHz
Integration Time:	2.0 ms

[1] PAR (0.1%) in accordance with FCC KDB 971168, Section 6.0 "'Measurement of the Peak-to-Average Power Ratio (PAPR)'"
[2] Modulation Interference Factor (MIF) value valid only in conjunction with advanced probe response linearization calibration for the same communication system (same UID and version).

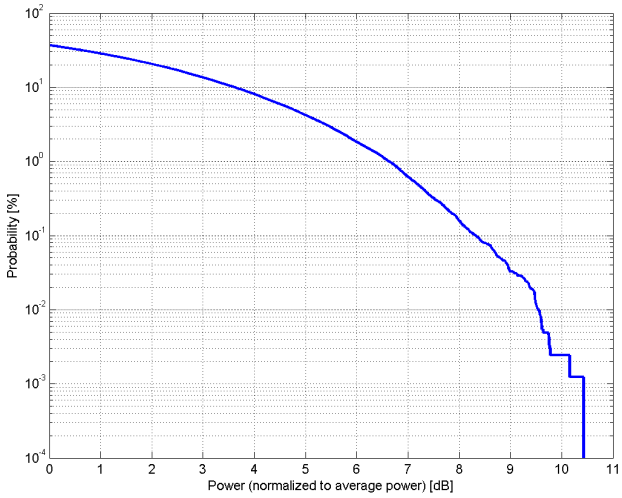

Complementary Cumulative Distribution Function (CCDF)

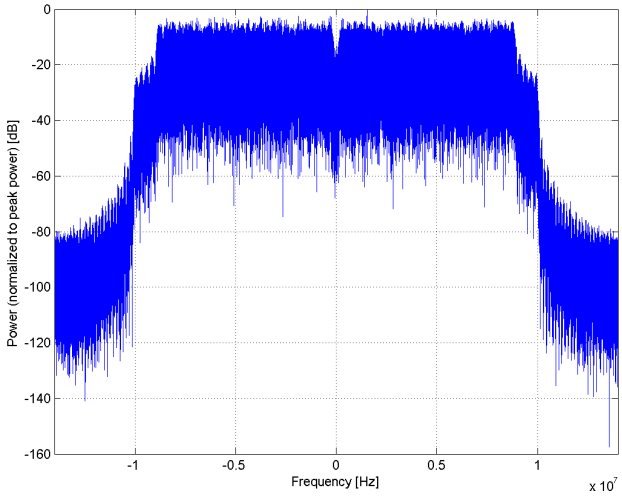

Frequency Domain

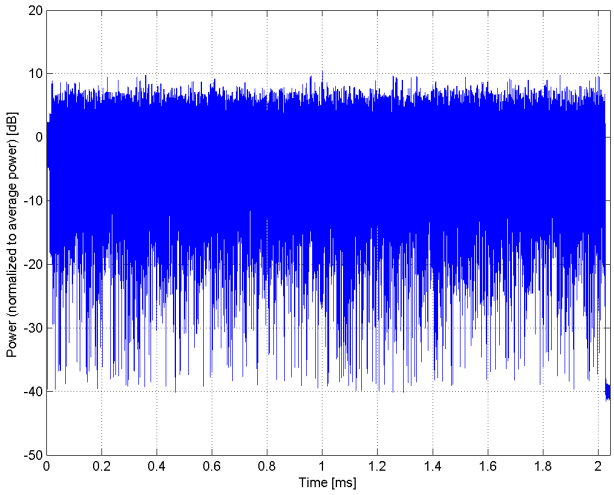

Time Domain

Calibration Laboratory of
Schmid & Partner
Engineering AG
Zeughausstrasse 43, 8004 Zurich, Switzerland

Name:	**IEEE 802.11n (HT Greenfield, 43.3 Mbps, 16-QAM)**
Group:	WLAN
UID:	10423-AAB
PAR: [1]	**8.47 dB**
MIF: [2]	**-13.60 dB**
Standard Reference:	IEEE 802.11n-2009
Category:	Random amplitude modulation
Modulation:	BPSK
Frequency Band:	WLAN 2.4GHz (2412.0 - 2484.0 MHz) WLAN 5GHz (4915.0 - 5825.0 MHz) U-NII-1, U-NII-2A (5170 - 5330 MHz) U-NII-2C Standalone (5490 - 5710 MHz) U-NII-2C <5.65 GHz (5490 - 5650 MHz) U-NII-3 Standalone (5735 - 5835 MHz) U-NII-2C, U-NII-3 (5650 - 5835 MHz) Validation band (0.0 - 6000.0 MHz)
Detailed Specification:	Modulation: 16-QAM Data Rate: 43.3 Mbps PPDU Format: HT Greenfield PPDU Type: 20 MHz MCS Index: 4 Guard Interval: Short Duty Cycle: 99%
Bandwidth:	20.0 MHz
Integration Time:	2.0 ms

[1] PAR (0.1%) in accordance with FCC KDB 971168, Section 6.0 "'Measurement of the Peak-to-Average Power Ratio (PAPR)'"
[2] Modulation Interference Factor (MIF) value valid only in conjunction with advanced probe response linearization calibration for the same communication system (same UID and version).

Calibration Laboratory of
Schmid & Partner
Engineering AG
Zeughausstrasse 43, 8004 Zurich, Switzerland

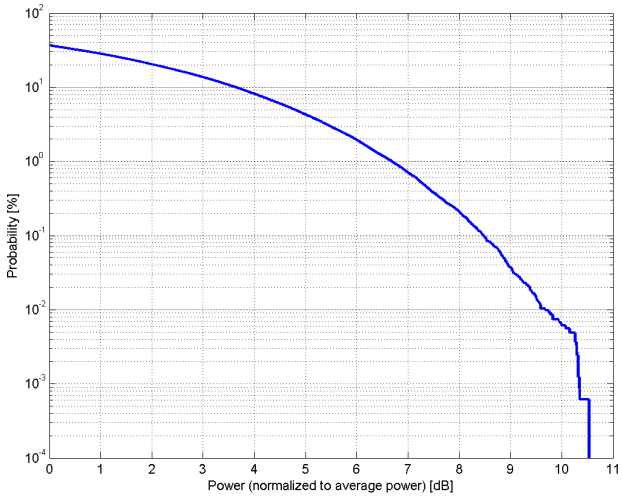

Complementary Cumulative Distribution Function (CCDF)

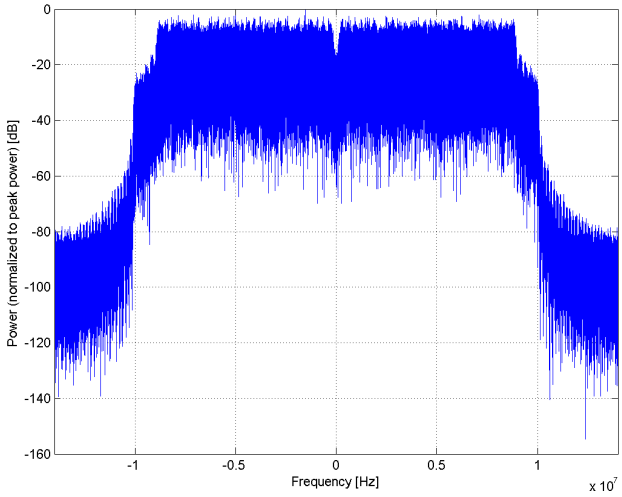

Frequency Domain

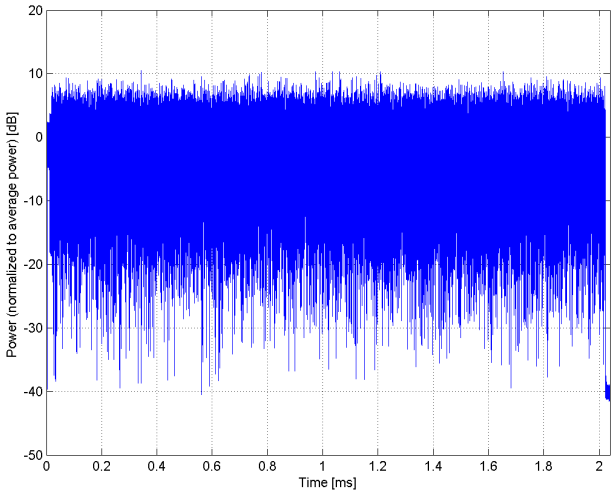

Time Domain

Calibration Laboratory of
Schmid & Partner
Engineering AG
Zeughausstrasse 43, 8004 Zurich, Switzerland

Name:	**IEEE 802.11n (HT Greenfield, 72.2 Mbps, 64-QAM)**
Group:	WLAN
UID:	10424-AAB
PAR: [1]	**8.40 dB**
MIF: [2]	**-13.84 dB**
Standard Reference:	IEEE 802.11n-2009
Category:	Random amplitude modulation
Modulation:	BPSK
Frequency Band:	WLAN 2.4GHz (2412.0 - 2484.0 MHz) WLAN 5GHz (4915.0 - 5825.0 MHz) U-NII-1, U-NII-2A (5170 - 5330 MHz) U-NII-2C Standalone (5490 - 5710 MHz) U-NII-2C <5.65 GHz (5490 - 5650 MHz) U-NII-3 Standalone (5735 - 5835 MHz) U-NII-2C, U-NII-3 (5650 - 5835 MHz) Validation band (0.0 - 6000.0 MHz)
Detailed Specification:	Modulation: 64-QAM Data Rate: 72.2 Mbps PPDU Format: HT Greenfield PPDU Type: 20 MHz MCS Index: 7 Guard Interval: Short Payload Length: 1767
Bandwidth:	20.0 MHz
Integration Time:	2.0 ms

[1] PAR (0.1%) in accordance with FCC KDB 971168, Section 6.0 "'Measurement of the Peak-to-Average Power Ratio (PAPR)'"
[2] Modulation Interference Factor (MIF) value valid only in conjunction with advanced probe response linearization calibration for the same communication system (same UID and version).

Calibration Laboratory of
Schmid & Partner
Engineering AG
Zeughausstrasse 43, 8004 Zurich, Switzerland

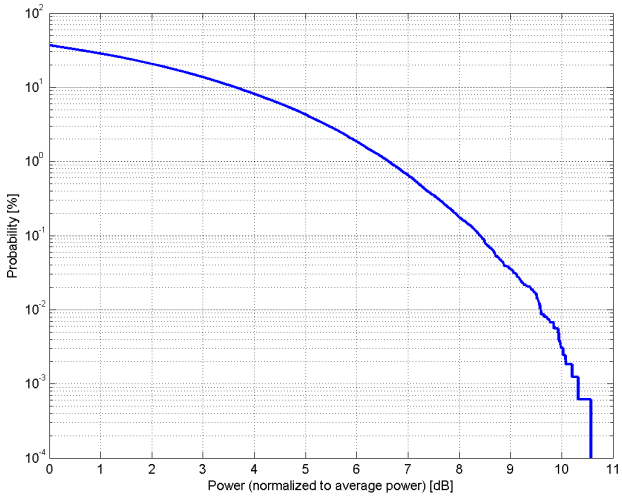

Complementary Cumulative Distribution Function (CCDF)

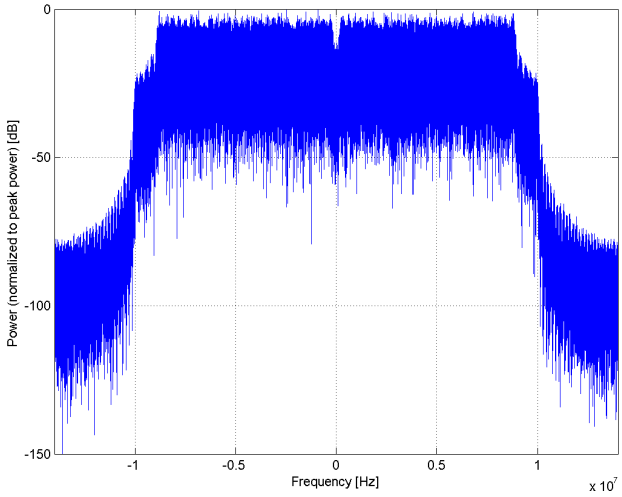

Frequency Domain

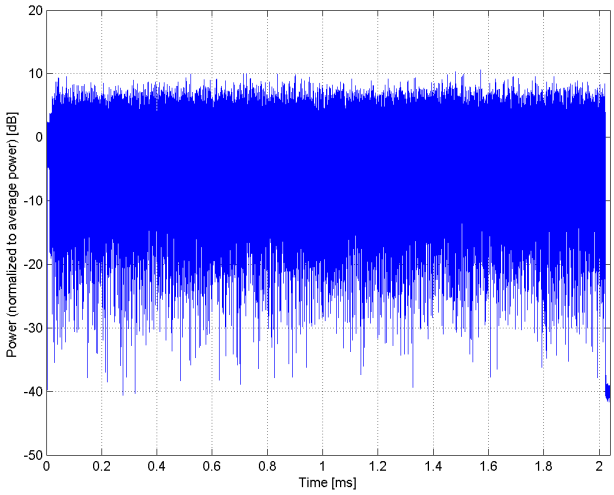

Time Domain

Calibration Laboratory of
Schmid & Partner
Engineering AG
Zeughausstrasse 43, 8004 Zurich, Switzerland

Name:	**IEEE 802.11n (HT Greenfield, 15 Mbps, BPSK)**
Group:	WLAN
UID:	10425-AAB
PAR: [1]	**8.41 dB**
MIF: [2]	**-13.52 dB**
Standard Reference:	IEEE 802.11n-2009
Category:	Random amplitude modulation
Modulation:	BPSK
Frequency Band:	WLAN 2.4GHz (2412.0 - 2484.0 MHz) WLAN 5GHz (4915.0 - 5825.0 MHz) U-NII-1, U-NII-2A (5170 - 5330 MHz) U-NII-2C Standalone (5490 - 5710 MHz) U-NII-2C <5.65 GHz (5490 - 5650 MHz) U-NII-3 Standalone (5735 - 5835 MHz) U-NII-2C, U-NII-3 (5650 - 5835 MHz) Validation band (0.0 - 6000.0 MHz)
Detailed Specification:	Modulation: BPSK Data Rate:15 Mbps PPDU Format: HT Greenfield PPDU Type: 40 MHz MCS Index: 0 Guard Interval: Short Payload Length: 1767
Bandwidth:	40.0 MHz
Integration Time:	2.0 ms

[1] PAR (0.1%) in accordance with FCC KDB 971168, Section 6.0 "'Measurement of the Peak-to-Average Power Ratio (PAPR)'"
[2] Modulation Interference Factor (MIF) value valid only in conjunction with advanced probe response linearization calibration for the same communication system (same UID and version).

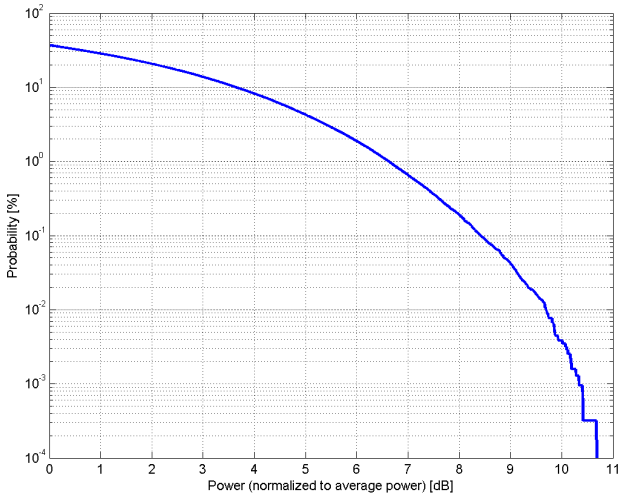

Complementary Cumulative Distribution Function (CCDF)

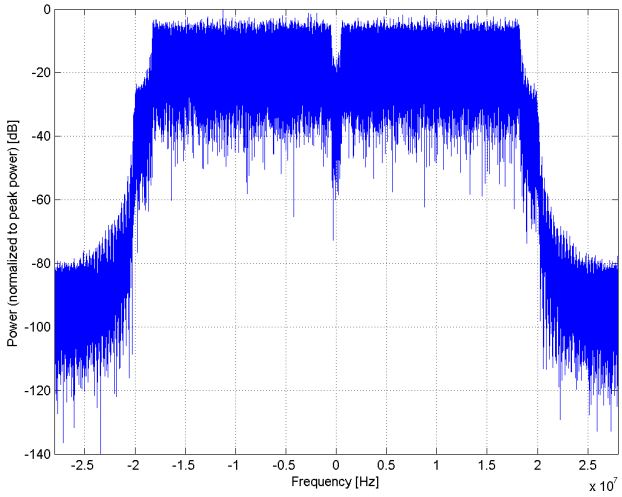

Frequency Domain

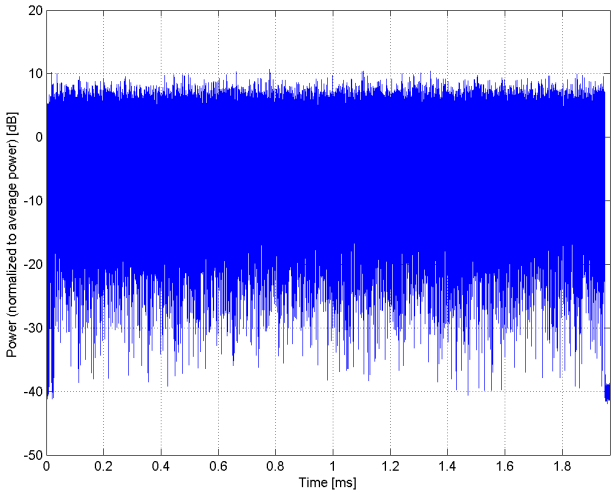

Time Domain

Calibration Laboratory of
Schmid & Partner
Engineering AG
Zeughausstrasse 43, 8004 Zurich, Switzerland

Name:	**IEEE 802.11n (HT Greenfield, 90 Mbps, 16-QAM)**
Group:	WLAN
UID:	10426-AAB
PAR: [1]	**8.45 dB**
MIF: [2]	**-13.71 dB**
Standard Reference:	IEEE 802.11n-2009
Category:	Random amplitude modulation
Modulation:	BPSK
Frequency Band:	WLAN 2.4GHz (2412.0 - 2484.0 MHz) WLAN 5GHz (4915.0 - 5825.0 MHz) U-NII-1, U-NII-2A (5170 - 5330 MHz) U-NII-2C Standalone (5490 - 5710 MHz) U-NII-2C <5.65 GHz (5490 - 5650 MHz) U-NII-3 Standalone (5735 - 5835 MHz) U-NII-2C, U-NII-3 (5650 - 5835 MHz) Validation band (0.0 - 6000.0 MHz)
Detailed Specification:	Modulation: 16-QAM Data Rate: 90 Mbps PPDU Format: HT Greenfield PPDU Type: 40 MHz MCS Index: 4 Guard Interval: Short Payload Length: 1767
Bandwidth:	40.0 MHz
Integration Time:	2.0 ms

[1] PAR (0.1%) in accordance with FCC KDB 971168, Section 6.0 "'Measurement of the Peak-to-Average Power Ratio (PAPR)'"
[2] Modulation Interference Factor (MIF) value valid only in conjunction with advanced probe response linearization calibration for the same communication system (same UID and version).

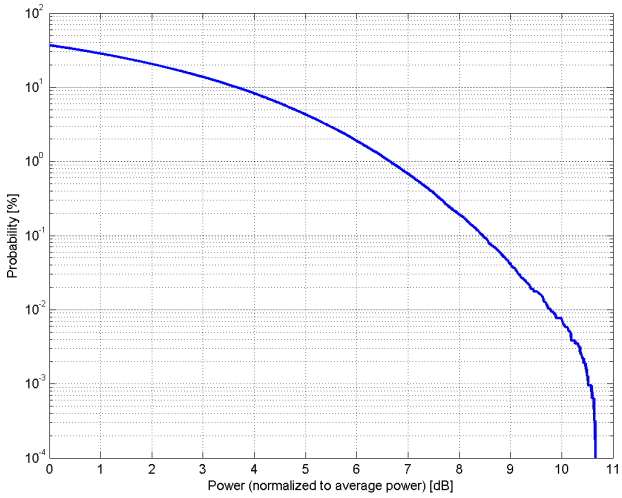

Complementary Cumulative Distribution Function (CCDF)

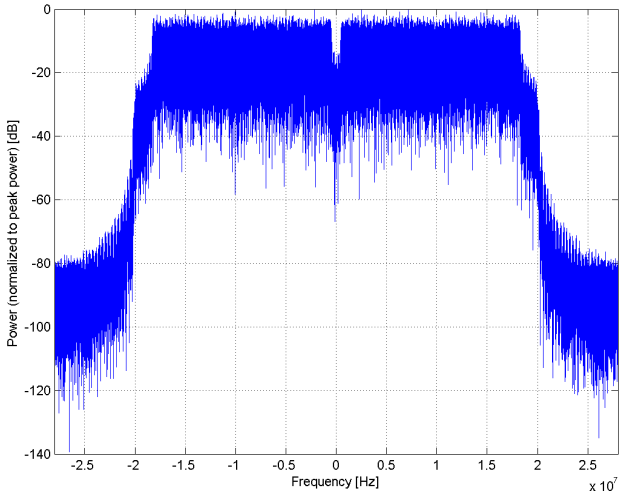

Frequency Domain

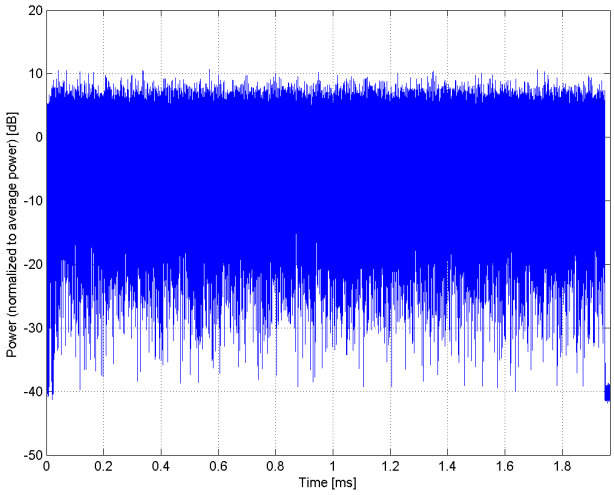

Time Domain

Calibration Laboratory of
Schmid & Partner
Engineering AG
Zeughausstrasse 43, 8004 Zurich, Switzerland

Name:	**IEEE 802.11n (HT Greenfield, 150 Mbps, 64-QAM)**
Group:	WLAN
UID:	10427-AAB
PAR: [1]	**8.41 dB**
MIF: [2]	**-13.44 dB**
Standard Reference:	IEEE 802.11n-2009
Category:	Random amplitude modulation
Modulation:	BPSK
Frequency Band:	WLAN 2.4GHz (2412.0 - 2484.0 MHz) WLAN 5GHz (4915.0 - 5825.0 MHz) U-NII-1, U-NII-2A (5170 - 5330 MHz) U-NII-2C Standalone (5490 - 5710 MHz) U-NII-2C <5.65 GHz (5490 - 5650 MHz) U-NII-3 Standalone (5735 - 5835 MHz) U-NII-2C, U-NII-3 (5650 - 5835 MHz) Validation band (0.0 - 6000.0 MHz)
Detailed Specification:	Modulation: 64-QAM Data Rate: 150 Mbps PPDU Format: HT Greenfield PPDU Type: 40 MHz MCS Index: 7 Guard Interval: Short Duty Cycle: 99%
Bandwidth:	40.0 MHz
Integration Time:	2.0 ms

[1] PAR (0.1%) in accordance with FCC KDB 971168, Section 6.0 "'Measurement of the Peak-to-Average Power Ratio (PAPR)'"
[2] Modulation Interference Factor (MIF) value valid only in conjunction with advanced probe response linearization calibration for the same communication system (same UID and version).

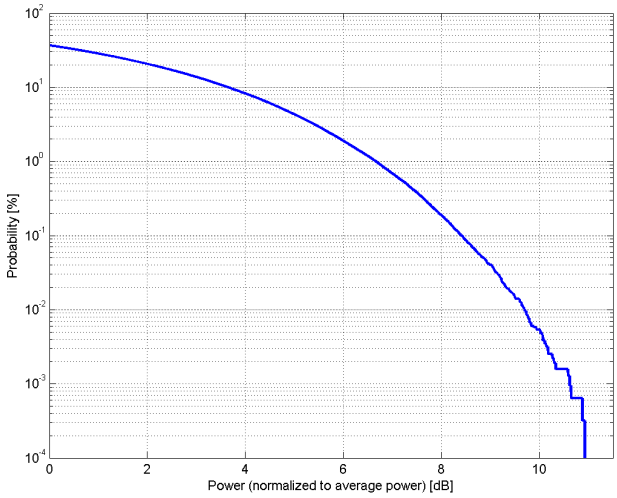

Complementary Cumulative Distribution Function (CCDF)

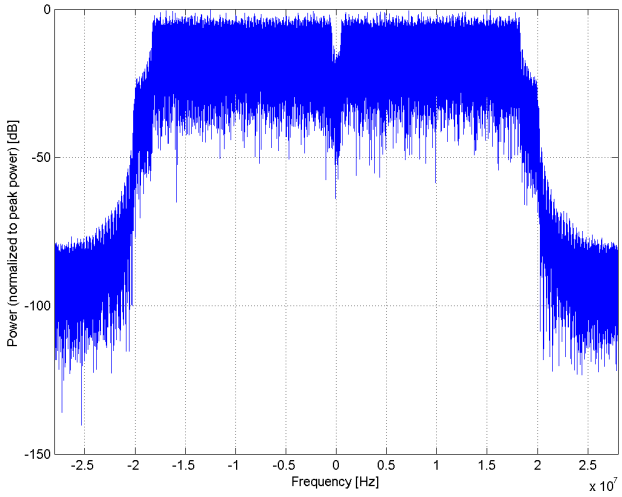

Frequency Domain

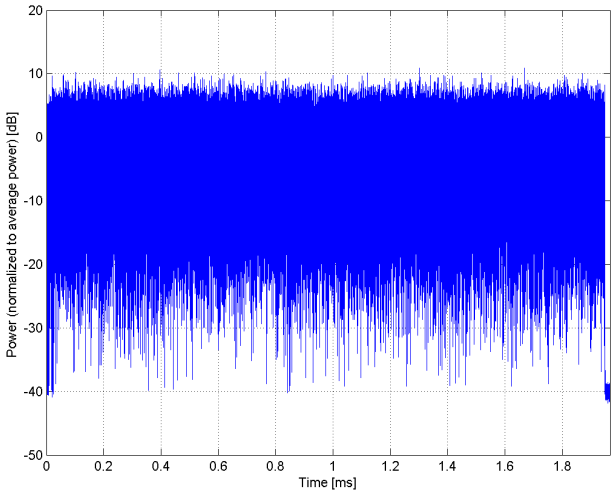

Time Domain

Calibration Laboratory of
Schmid & Partner
Engineering AG
Zeughausstrasse 43, 8004 Zurich, Switzerland

Name:	**LTE-FDD (OFDMA, 5 MHz, E-TM 3.1)**
Group:	LTE-FDD
UID:	10430-AAD
PAR: [1]	**8.28 dB**
MIF: [2]	**-16.24 dB**
Standard Reference:	TS 36.141 V11.4
Category:	Random amplitude modulation
Modulation:	64-QAM
Frequency Band:	Band 1, E-UTRA/FDD, Downlink (2110.0 - 2170.0 MHz) Band 2, E-UTRA/FDD, Downlink (1930.0 - 1990.0 MHz) Band 3, E-UTRA/FDD, Downlink (1805.0 - 1880.0 MHz) Band 4, E-UTRA/FDD, Downlink (2110.0 - 2155.0 MHz) Band 5, E-UTRA/FDD, Downlink (869.0 - 894.0 MHz) Band 6, E-UTRA/FDD, Downlink (875.0 - 885.0 MHz) Band 7, E-UTRA/FDD, Downlink (2620.0 - 2690.0 MHz) Band 8, E-UTRA/FDD, Downlink (925.0 - 960.0 MHz) Band 9, E-UTRA/FDD, Downlink (1844.9 - 1879.9 MHz) Band 10, E-UTRA/FDD, Downlink (2110.0 - 2170.0 MHz) Band 11, E-UTRA/FDD, Downlink (1475.9 - 1495.9 MHz) Band 12, E-UTRA/FDD, Downlink (729.0 - 749.0 MHz) Band 13, E-UTRA/FDD, Downlink (746.0 - 756.0 MHz) Band 14, E-UTRA/FDD, Downlink (758.0 - 768.0 MHz) Band 17, E-UTRA/FDD, Downlink (734.0 - 746.0 MHz) Band 18, E-UTRA/FDD, Downlink (860.0 - 875.0 MHz) Band 19, E-UTRA/FDD, Downlink (875.0 - 890.0 MHz) Band 20, E-UTRA/FDD, Downlink (791.0 - 821.0 MHz) Band 21, E-UTRA/FDD, Downlink (1495.9 - 1510.9 MHz) Band 22, E-UTRA/FDD, Downlink (3510.0 - 3590.0 MHz) Band 23, E-UTRA/FDD, Downlink (2180.0 - 2200.0 MHz) Band 24, E-UTRA/FDD, Downlink (1525.0 - 1559.0 MHz) Band 25, E-UTRA/FDD, Downlink (1930.0 - 1995.0 MHz) Band 26, E-UTRA/FDD, Downlink (859.0 - 894.0 MHz) Band 27, E-UTRA/FDD, Downlink (852.0 - 869.0 MHz) Band 28, E-UTRA/FDD, Downlink (758.0 - 803.0 MHz) Band 29, E-UTRA/FDD, Downlink (717.0 - 728.0 MHz) Band 30, E-UTRA/FDD, Downlink (2350.0 - 2360.0 MHz) Band 32, E-UTRA/FDD, Downlink (1452.0 - 1496.0 MHz) Band 65, E-UTRA/FDD, Downlink (2210.0 - 2220.0 MHz) Band 66, E-UTRA/FDD, Downlink (2210.0 - 2220.0 MHz) Band 67, E-UTRA/FDD, Downlink (738.0 - 758.0 MHz) Band 68, E-UTRA/FDD, Downlink (753.0 - 783.0 MHz) Band 69, E-UTRA/FDD, Downlink (2570.0 - 2620.0 MHz) Band 70, E-UTRA/FDD, Downlink (1995.0 - 2020.0 MHz) Band 71, E-UTRA/FDD, Downlink (617.0 - 652.0 MHz) Band 72, E-UTRA/FDD, Downlink (461.0 - 466.0 MHz) Band 73, E-UTRA/FDD, Downlink (460.0 - 465.0 MHz) Band 74, E-UTRA/FDD, Downlink (1475.0 - 1518.0 MHz) Band 75, E-UTRA/FDD, Downlink (1432.0 - 1517.0 MHz) Band 76, E-UTRA/FDD, Downlink (1427.0 - 1432.0 MHz) Band 85, E-UTRA/FDD, Downlink (728.0 - 746.0 MHz) Validation band (0.0 - 6000.0 MHz)
Detailed Specification:	E-UTRA Test Model 3.1 (E-TM3.1) Bandwidth: 5MHz
Bandwidth:	5.0 MHz
Integration Time:	20.0 ms

1 PAR (0.1%) in accordance with FCC KDB 971168, Section 6.0 "'Measurement of the Peak-to-Average Power Ratio (PAPR)'"
2 Modulation Interference Factor (MIF) value valid only in conjunction with advanced probe response linearization calibration for the same communication system (same UID and version).

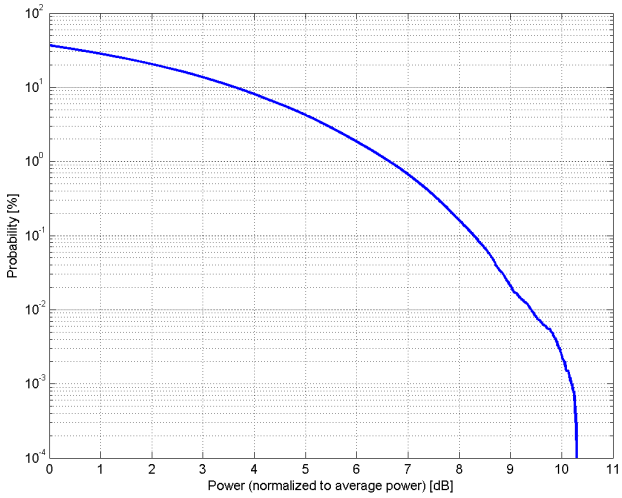

Complementary Cumulative Distribution Function (CCDF)

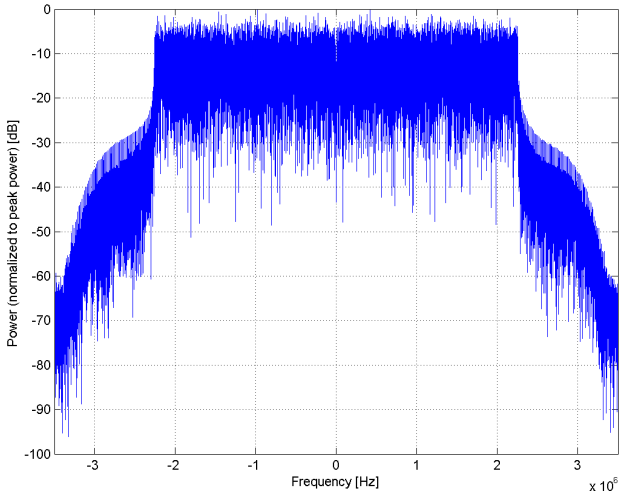

Frequency Domain

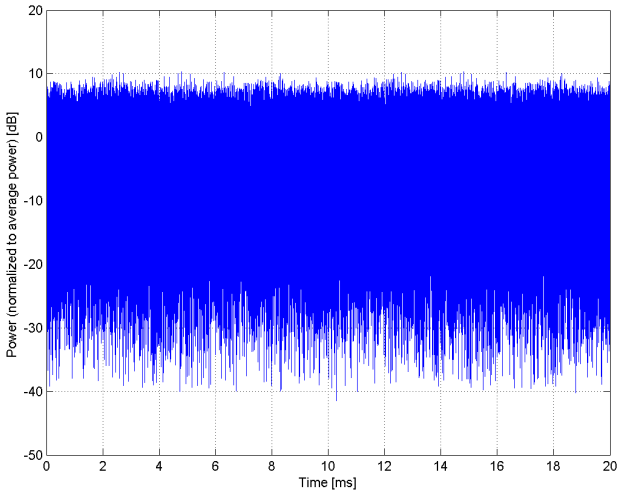

Time Domain

Calibration Laboratory of
Schmid & Partner
Engineering AG
Zeughausstrasse 43, 8004 Zurich, Switzerland

Name:	**LTE-FDD (OFDMA, 10 MHz, E-TM 3.1)**
Group:	LTE-FDD
UID:	10431-AAD
PAR: [1]	**8.38 dB**
MIF: [2]	**-17.66 dB**
Standard Reference:	TS 36.141 V11.4
Category:	Random amplitude modulation
Modulation:	64-QAM
Frequency Band:	Band 1, E-UTRA/FDD, Downlink (2110.0 - 2170.0 MHz) Band 2, E-UTRA/FDD, Downlink (1930.0 - 1990.0 MHz) Band 3, E-UTRA/FDD, Downlink (1805.0 - 1880.0 MHz) Band 4, E-UTRA/FDD, Downlink (2110.0 - 2155.0 MHz) Band 5, E-UTRA/FDD, Downlink (869.0 - 894.0 MHz) Band 6, E-UTRA/FDD, Downlink (875.0 - 885.0 MHz) Band 7, E-UTRA/FDD, Downlink (2620.0 - 2690.0 MHz) Band 8, E-UTRA/FDD, Downlink (925.0 - 960.0 MHz) Band 9, E-UTRA/FDD, Downlink (1844.9 - 1879.9 MHz) Band 10, E-UTRA/FDD, Downlink (2110.0 - 2170.0 MHz) Band 11, E-UTRA/FDD, Downlink (1475.9 - 1495.9 MHz) Band 12, E-UTRA/FDD, Downlink (729.0 - 749.0 MHz) Band 13, E-UTRA/FDD, Downlink (746.0 - 756.0 MHz) Band 14, E-UTRA/FDD, Downlink (758.0 - 768.0 MHz) Band 17, E-UTRA/FDD, Downlink (734.0 - 746.0 MHz) Band 18, E-UTRA/FDD, Downlink (860.0 - 875.0 MHz) Band 19, E-UTRA/FDD, Downlink (875.0 - 890.0 MHz) Band 20, E-UTRA/FDD, Downlink (791.0 - 821.0 MHz) Band 21, E-UTRA/FDD, Downlink (1495.9 - 1510.9 MHz) Band 22, E-UTRA/FDD, Downlink (3510.0 - 3590.0 MHz) Band 23, E-UTRA/FDD, Downlink (2180.0 - 2200.0 MHz) Band 24, E-UTRA/FDD, Downlink (1525.0 - 1559.0 MHz) Band 25, E-UTRA/FDD, Downlink (1930.0 - 1995.0 MHz) Band 26, E-UTRA/FDD, Downlink (859.0 - 894.0 MHz) Band 27, E-UTRA/FDD, Downlink (852.0 - 869.0 MHz) Band 28, E-UTRA/FDD, Downlink (758.0 - 803.0 MHz) Band 32, E-UTRA/FDD, Downlink (1452.0 - 1496.0 MHz) Band 29, E-UTRA/FDD, Downlink (717.0 - 728.0 MHz) Band 65, E-UTRA/FDD, Downlink (2210.0 - 2220.0 MHz) Band 66, E-UTRA/FDD, Downlink (2210.0 - 2220.0 MHz) Band 67, E-UTRA/FDD, Downlink (738.0 - 758.0 MHz) Band 68, E-UTRA/FDD, Downlink (753.0 - 783.0 MHz) Band 70, E-UTRA/FDD, Downlink (1995.0 - 2020.0 MHz) Band 71, E-UTRA/FDD, Downlink (617.0 - 652.0 MHz) Band 74, E-UTRA/FDD, Downlink (1475.0 - 1518.0 MHz) Band 75, E-UTRA/FDD, Downlink (1432.0 - 1517.0 MHz) Band 85, E-UTRA/FDD, Downlink (728.0 - 746.0 MHz) Validation band (0.0 - 6000.0 MHz)
Detailed Specification:	E-UTRA Test Model 3.1 (E-TM3.1) Bandwidth: 10MHz
Bandwidth:	10.0 MHz
Integration Time:	20.0 ms

1 PAR (0.1%) in accordance with FCC KDB 971168, Section 6.0 "'Measurement of the Peak-to-Average Power Ratio (PAPR)'"
2 Modulation Interference Factor (MIF) value valid only in conjunction with advanced probe response linearization calibration for the same communication system (same UID and version).

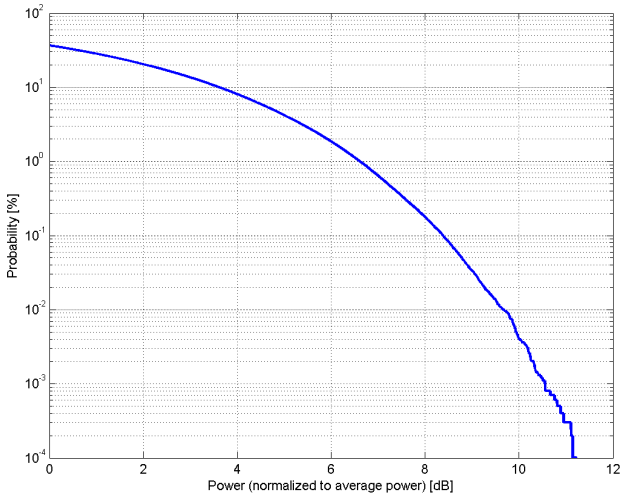

Complementary Cumulative Distribution Function (CCDF)

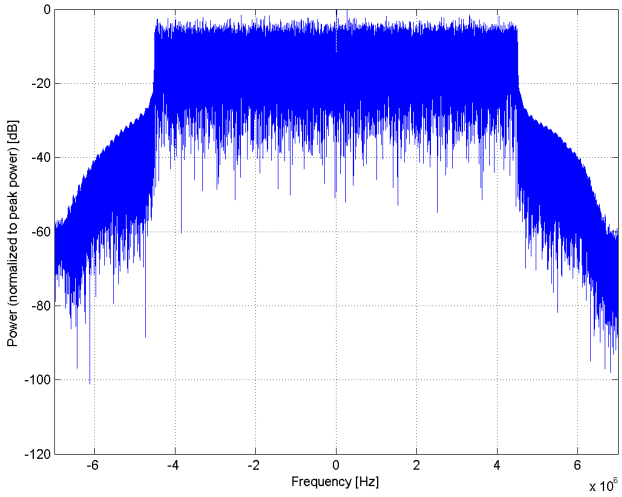

Frequency Domain

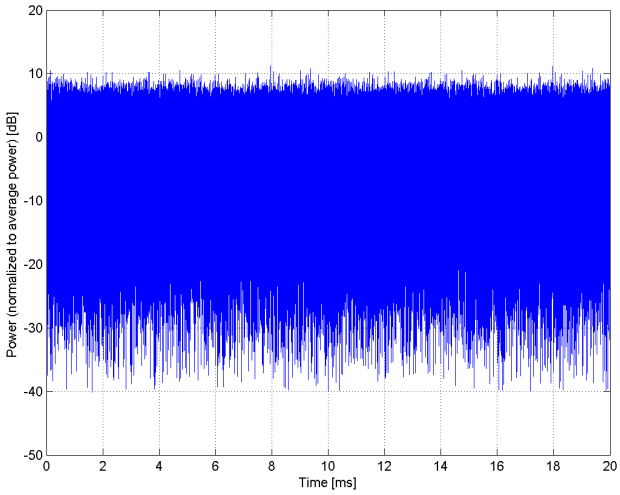

Time Domain

Calibration Laboratory of
Schmid & Partner
Engineering AG
Zeughausstrasse 43, 8004 Zurich, Switzerland

Name:	**LTE-FDD (OFDMA, 15 MHz, E-TM 3.1)**
Group:	LTE-FDD
UID:	10432-AAC
PAR: [1]	**8.34 dB**
MIF: [2]	**-19.05 dB**
Standard Reference:	TS 36.141 V11.4
Category:	Random amplitude modulation
Modulation:	64-QAM
Frequency Band:	Band 1, E-UTRA/FDD, Downlink (2110.0 - 2170.0 MHz) Band 2, E-UTRA/FDD, Downlink (1930.0 - 1990.0 MHz) Band 3, E-UTRA/FDD, Downlink (1805.0 - 1880.0 MHz) Band 4, E-UTRA/FDD, Downlink (2110.0 - 2155.0 MHz) Band 7, E-UTRA/FDD, Downlink (2620.0 - 2690.0 MHz) Band 9, E-UTRA/FDD, Downlink (1844.9 - 1879.9 MHz) Band 10, E-UTRA/FDD, Downlink (2110.0 - 2170.0 MHz) Band 18, E-UTRA/FDD, Downlink (860.0 - 875.0 MHz) Band 19, E-UTRA/FDD, Downlink (875.0 - 890.0 MHz) Band 20, E-UTRA/FDD, Downlink (791.0 - 821.0 MHz) Band 21, E-UTRA/FDD, Downlink (1495.9 - 1510.9 MHz) Band 22, E-UTRA/FDD, Downlink (3510.0 - 3590.0 MHz) Band 23, E-UTRA/FDD, Downlink (2180.0 - 2200.0 MHz) Band 25, E-UTRA/FDD, Downlink (1930.0 - 1995.0 MHz) Band 26, E-UTRA/FDD, Downlink (859.0 - 894.0 MHz) Band 28, E-UTRA/FDD, Downlink (758.0 - 803.0 MHz) Band 32, E-UTRA/FDD, Downlink (1452.0 - 1496.0 MHz) Band 65, E-UTRA/FDD, Downlink (2210.0 - 2220.0 MHz) Band 66, E-UTRA/FDD, Downlink (2210.0 - 2220.0 MHz) Band 67, E-UTRA/FDD, Downlink (738.0 - 758.0 MHz) Band 68, E-UTRA/FDD, Downlink (753.0 - 783.0 MHz) Band 70, E-UTRA/FDD, Downlink (1995.0 - 2020.0 MHz) Band 71, E-UTRA/FDD, Downlink (617.0 - 652.0 MHz) Band 74, E-UTRA/FDD, Downlink (1475.0 - 1518.0 MHz) Band 75, E-UTRA/FDD, Downlink (1432.0 - 1517.0 MHz) Validation band (0.0 - 6000.0 MHz)
Detailed Specification:	E-UTRA Test Model 3.1 (E-TM3.1) Bandwidth: 15MHz
Bandwidth:	15.0 MHz
Integration Time:	20.0 ms

[1] PAR (0.1%) in accordance with FCC KDB 971168, Section 6.0 "'Measurement of the Peak-to-Average Power Ratio (PAPR)"'

[2] Modulation Interference Factor (MIF) value valid only in conjunction with advanced probe response linearization calibration for the same communication system (same UID and version).

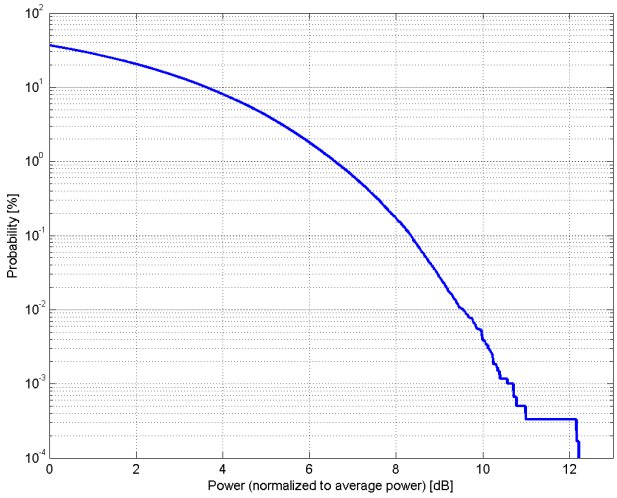

Complementary Cumulative Distribution Function (CCDF)

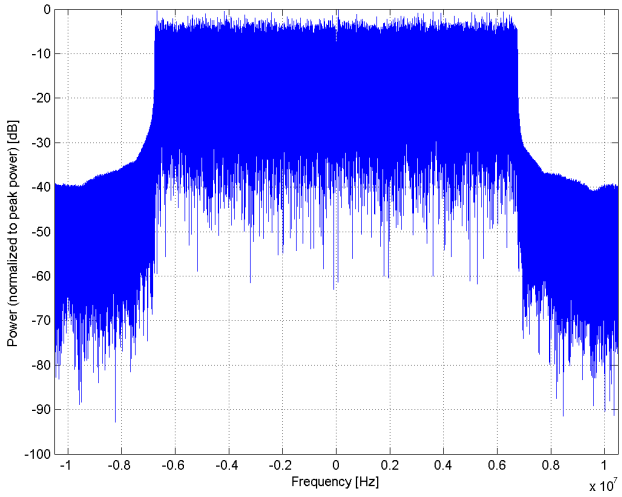

Frequency Domain

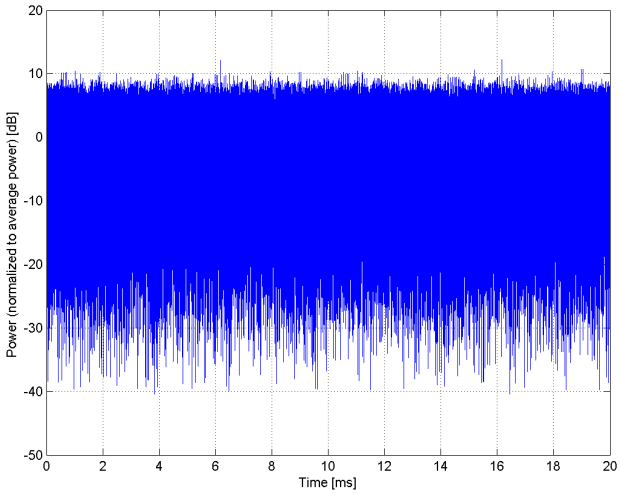

Time Domain

Calibration Laboratory of
Schmid & Partner
Engineering AG
Zeughausstrasse 43, 8004 Zurich, Switzerland

Name:	**LTE-FDD (OFDMA, 20 MHz, E-TM 3.1)**
Group:	LTE-FDD
UID:	10433-AAC
PAR: [1]	**8.34 dB**
MIF: [2]	**-19.83 dB**
Standard Reference:	TS 36.141 V11.4
Category:	Random amplitude modulation
Modulation:	64-QAM
Frequency Band:	Band 1, E-UTRA/FDD, Downlink (2110.0 - 2170.0 MHz) Band 2, E-UTRA/FDD, Downlink (1930.0 - 1990.0 MHz) Band 3, E-UTRA/FDD, Downlink (1805.0 - 1880.0 MHz) Band 4, E-UTRA/FDD, Downlink (2110.0 - 2155.0 MHz) Band 7, E-UTRA/FDD, Downlink (2620.0 - 2690.0 MHz) Band 9, E-UTRA/FDD, Downlink (1844.9 - 1879.9 MHz) Band 10, E-UTRA/FDD, Downlink (2110.0 - 2170.0 MHz) Band 20, E-UTRA/FDD, Downlink (791.0 - 821.0 MHz) Band 22, E-UTRA/FDD, Downlink (3510.0 - 3590.0 MHz) Band 23, E-UTRA/FDD, Downlink (2180.0 - 2200.0 MHz) Band 25, E-UTRA/FDD, Downlink (1930.0 - 1995.0 MHz) Band 28, E-UTRA/FDD, Downlink (758.0 - 803.0 MHz) Band 32, E-UTRA/FDD, Downlink (1452.0 - 1496.0 MHz) Band 65, E-UTRA/FDD, Downlink (2210.0 - 2220.0 MHz) Band 66, E-UTRA/FDD, Downlink (2210.0 - 2220.0 MHz) Band 67, E-UTRA/FDD, Downlink (738.0 - 758.0 MHz) Band 70, E-UTRA/FDD, Downlink (1995.0 - 2020.0 MHz) Band 71, E-UTRA/FDD, Downlink (617.0 - 652.0 MHz) Band 74, E-UTRA/FDD, Downlink (1475.0 - 1518.0 MHz) Band 75, E-UTRA/FDD, Downlink (1432.0 - 1517.0 MHz) Validation band (0.0 - 6000.0 MHz)
Detailed Specification:	E-UTRA Test Model 3.1 (E-TM3.1) Bandwidth: 20MHz
Bandwidth:	20.0 MHz
Integration Time:	20.0 ms

[1] PAR (0.1%) in accordance with FCC KDB 971168, Section 6.0 "'Measurement of the Peak-to-Average Power Ratio (PAPR)'"
[2] Modulation Interference Factor (MIF) value valid only in conjunction with advanced probe response linearization calibration for the same communication system (same UID and version).

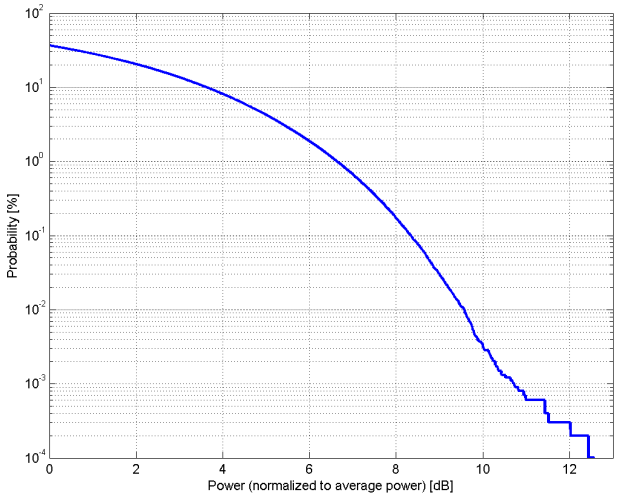

Complementary Cumulative Distribution Function (CCDF)

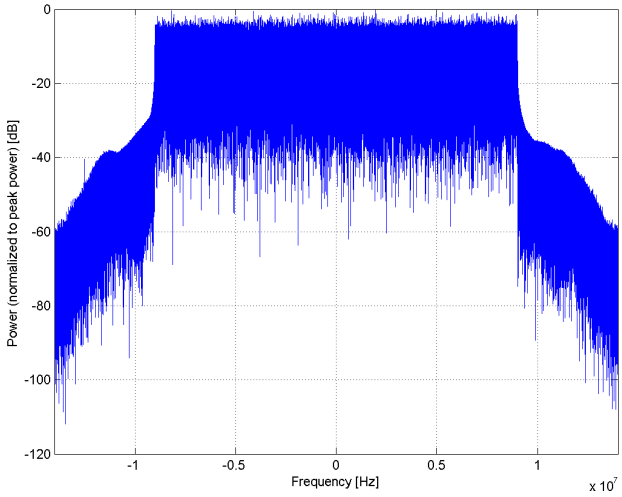

Frequency Domain

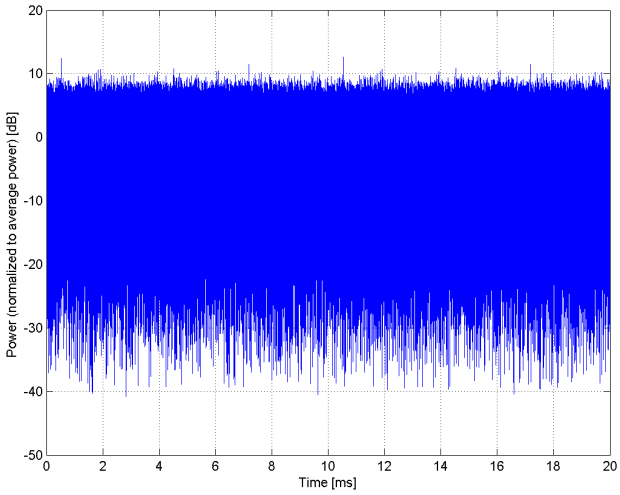

Time Domain

Calibration Laboratory of
Schmid & Partner
Engineering AG
Zeughausstrasse 43, 8004 Zurich, Switzerland

Name:	**W-CDMA (BS Test Model 1, 64 DPCH)**
Group:	WCDMA
UID:	10434-AAA
PAR: [1]	**8.60 dB**
MIF: [2]	**-16.44 dB**
Standard Reference:	TS 25.141
Category:	Random amplitude modulation
Modulation:	64-QAM
Frequency Band:	Band 1, UTRA/FDD, Downlink (2110.0-2170.0 MHz, 20264)
	Band 2, UTRA/FDD, Downlink (1930.0-1990.0 MHz, 20265)
	Band 3, UTRA/FDD, Downlink (1805.0-1880.0 MHz, 20266)
	Band 4, UTRA/FDD, Downlink (2110.0-2155.0 MHz, 20267)
	Band 5, UTRA/FDD, Downlink (869.0-894.0 MHz, 20268)
	Band 6, UTRA/FDD, Downlink (875.0-885.0 MHz, 20269)
	Band 7, UTRA/FDD, Downlink (2620.0-2690.0 MHz, 20270)
	Band 8, UTRA/FDD, Downlink (925.0-960.0 MHz, 20271)
	Band 9, UTRA/FDD, Downlink (1844.9-1879.9 MHz, 20272)
	Band 10, UTRA/FDD, Downlink (2110.0-2170.0 MHz, 20273)
	Band 11, UTRA/FDD, Downlink (1475.9-1495.9 MHz, 20274)
	Band 12, UTRA/FDD, Downlink (729.0-749.0 MHz, 20275)
	Band 13, UTRA/FDD, Downlink (746.0-756.0 MHz, 20276)
	Band 14, UTRA/FDD, Downlink (758.0-768.0 MHz, 20277)
	Band 19, UTRA/FDD, Downlink (875.0-890.0 MHz, 20278)
	Band 20, UTRA/FDD, Downlink (791.0-821.0 MHz, 20279)
	Band 21, UTRA/FDD, Downlink (1495.9-1510.9 MHz, 20280)
	Band 22, UTRA/FDD, Downlink (3510.0-3590.0 MHz, 20281)
	Band 25, UTRA/FDD, Downlink (1930.0-1995.0 MHz, 20282)
	Band 26, UTRA/FDD, Downlink (859.0-894.0 MHz, 20283)
Detailed Specification:	WCDMA BS Test Model 1 DPCHx64
	Single Carrier
Bandwidth:	5.0 MHz
Integration Time:	10.0 ms

[1] PAR (0.1%) in accordance with FCC KDB 971168, Section 6.0 "'Measurement of the Peak-to-Average Power Ratio (PAPR)'"
[2] Modulation Interference Factor (MIF) value valid only in conjunction with advanced probe response linearization calibration for the same communication system (same UID and version).

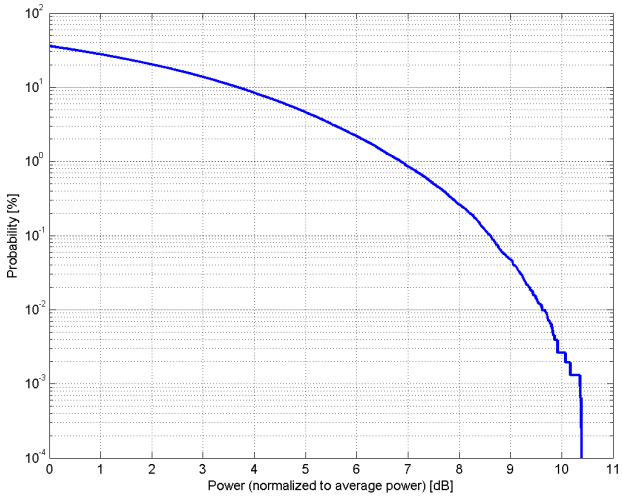

Complementary Cumulative Distribution Function (CCDF)

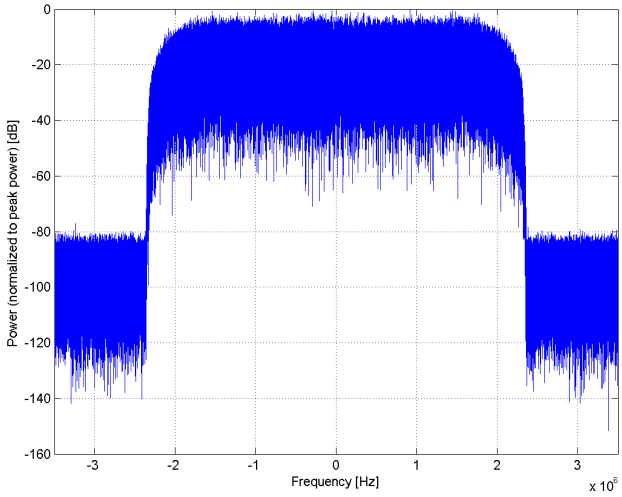

Frequency Domain

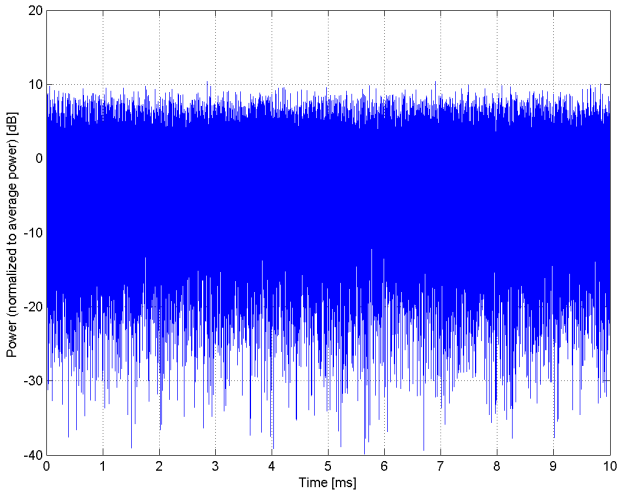

Time Domain

Calibration Laboratory of
Schmid & Partner
Engineering AG
Zeughausstrasse 43, 8004 Zurich, Switzerland

Name:	**LTE-TDD (SC-FDMA, 1 RB, 20 MHz, QPSK, UL Subframe=2,3,4,7,8,9)**
Group:	LTE-TDD
UID:	10435-AAF
PAR: [1]	**7.82 dB**
MIF: [2]	**-3.41 dB**
Standard Reference:	3GPP / ETSI TS 136.101 V8.4.0 3GPP / ETSI TS 136.213 V8.4.0 FCC OET KDB 941225 D05 SAR for LTE Devices v01
Category:	Random amplitude modulation
Modulation:	QPSK
Frequency Band:	Band 33, E-UTRA/TDD (1900.0 - 1920.0 MHz) Band 35, E-UTRA/TDD (1850.0 - 1910.0 MHz) Band 36, E-UTRA/TDD (1930.0 - 1990.0 MHz) Band 37, E-UTRA/TDD (1910.0 - 1930.0 MHz) Band 38, E-UTRA/TDD (2570.0 - 2620.0 MHz) Band 39, E-UTRA/TDD (1880.0 - 1920.0 MHz) Band 40, E-UTRA/TDD (2300.0 - 2400.0 MHz) Band 41, E-UTRA/TDD (2496.0 - 2690.0 MHz) Band 42, E-UTRA/TDD (3400.0 - 3600.0 MHz) Band 43, E-UTRA/TDD (3600.0 - 3800.0 MHz) Band 44, E-UTRA/TDD (703.0 - 803.0 MHz) Band 45, E-UTRA/FDD (1447.0 - 1467.0 MHz) Band 46, E-UTRA/FDD (5150.0 - 5925.0 MHz) Band 47, E-UTRA/TDD (5855.0 - 5925.0 MHz) Band 48, E-UTRA/TDD (3550.0 - 3700.0 MHz) Band 49, E-UTRA/TDD (3550.0 - 3700.0 MHz) Band 50, E-UTRA/TDD (1432.0 - 1517.0 MHz) Band 76, E-UTRA/FDD (3300.0 - 3400.0 MHz) Validation band (0.0 - 6000.0 MHz)
Detailed Specification:	Modulation Scheme: SC-FDMA Uplink-downlink configuration: 0 Special Subframe configuration: 7 Number of Frames: 1 Settings for UL Subframe: 2,3,4,7,8,9 Number of PUSCHs: 1 Modulation Scheme: QPSK Allocated RB: 1 Start Number of RB: 50 Data Type: PN9fix
Bandwidth:	20.0 MHz
Integration Time:	10.0 ms

[1] PAR (0.1%) in accordance with FCC KDB 971168, Section 6.0 "'Measurement of the Peak-to-Average Power Ratio (PAPR)'"
[2] Modulation Interference Factor (MIF) value valid only in conjunction with advanced probe response linearization calibration for the same communication system (same UID and version).

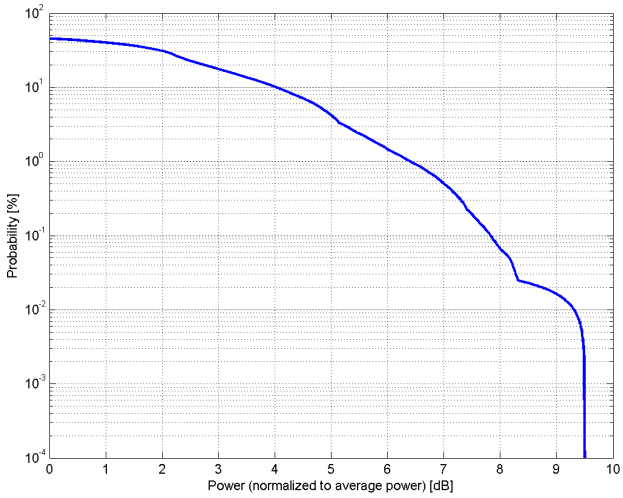

Complementary Cumulative Distribution Function (CCDF)

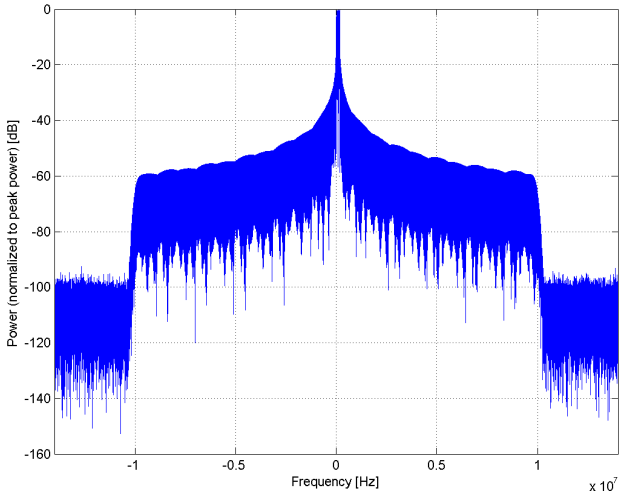

Frequency Domain

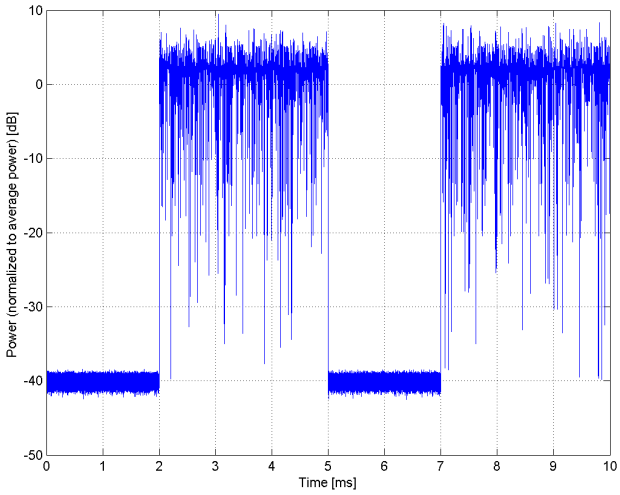

Time Domain

Calibration Laboratory of
Schmid & Partner
Engineering AG
Zeughausstrasse 43, 8004 Zurich, Switzerland

Name:	**LTE-FDD (OFDMA, 5 MHz, E-TM 3.1, Clipping 44%)**
Group:	LTE-FDD
UID:	10447-AAD
PAR: [1]	**7.56 dB**
MIF: [2]	**-13.47 dB**
Standard Reference:	TS 36.141 V11.4
Category:	Random amplitude modulation
Modulation:	64-QAM
Frequency Band:	Band 1, E-UTRA/FDD, Downlink (2110.0 - 2170.0 MHz) Band 2, E-UTRA/FDD, Downlink (1930.0 - 1990.0 MHz) Band 3, E-UTRA/FDD, Downlink (1805.0 - 1880.0 MHz) Band 4, E-UTRA/FDD, Downlink (2110.0 - 2155.0 MHz) Band 5, E-UTRA/FDD, Downlink (869.0 - 894.0 MHz) Band 6, E-UTRA/FDD, Downlink (875.0 - 885.0 MHz) Band 7, E-UTRA/FDD, Downlink (2620.0 - 2690.0 MHz) Band 8, E-UTRA/FDD, Downlink (925.0 - 960.0 MHz) Band 9, E-UTRA/FDD, Downlink (1844.9 - 1879.9 MHz) Band 10, E-UTRA/FDD, Downlink (2110.0 - 2170.0 MHz) Band 11, E-UTRA/FDD, Downlink (1475.9 - 1495.9 MHz) Band 12, E-UTRA/FDD, Downlink (729.0 - 749.0 MHz) Band 13, E-UTRA/FDD, Downlink (746.0 - 756.0 MHz) Band 14, E-UTRA/FDD, Downlink (758.0 - 768.0 MHz) Band 17, E-UTRA/FDD, Downlink (734.0 - 746.0 MHz) Band 18, E-UTRA/FDD, Downlink (860.0 - 875.0 MHz) Band 19, E-UTRA/FDD, Downlink (875.0 - 890.0 MHz) Band 20, E-UTRA/FDD, Downlink (791.0 - 821.0 MHz) Band 21, E-UTRA/FDD, Downlink (1495.9 - 1510.9 MHz) Band 22, E-UTRA/FDD, Downlink (3510.0 - 3590.0 MHz) Band 23, E-UTRA/FDD, Downlink (2180.0 - 2200.0 MHz) Band 24, E-UTRA/FDD, Downlink (1525.0 - 1559.0 MHz) Band 25, E-UTRA/FDD, Downlink (1930.0 - 1995.0 MHz) Band 26, E-UTRA/FDD, Downlink (859.0 - 894.0 MHz) Band 27, E-UTRA/FDD, Downlink (852.0 - 869.0 MHz) Band 28, E-UTRA/FDD, Downlink (758.0 - 803.0 MHz) Band 29, E-UTRA/FDD, Downlink (717.0 - 728.0 MHz) Band 30, E-UTRA/FDD, Downlink (2350.0 - 2360.0 MHz) Band 32, E-UTRA/FDD, Downlink (1452.0 - 1496.0 MHz) Band 65, E-UTRA/FDD, Downlink (2210.0 - 2220.0 MHz) Band 66, E-UTRA/FDD, Downlink (2210.0 - 2220.0 MHz) Band 67, E-UTRA/FDD, Downlink (738.0 - 758.0 MHz) Band 68, E-UTRA/FDD, Downlink (753.0 - 783.0 MHz) Band 69, E-UTRA/FDD, Downlink (2570.0 - 2620.0 MHz) Band 70, E-UTRA/FDD, Downlink (1995.0 - 2020.0 MHz) Band 71, E-UTRA/FDD, Downlink (617.0 - 652.0 MHz) Band 72, E-UTRA/FDD, Downlink (461.0 - 466.0 MHz) Band 73, E-UTRA/FDD, Downlink (460.0 - 465.0 MHz) Band 74, E-UTRA/FDD, Downlink (1475.0 - 1518.0 MHz) Band 75, E-UTRA/FDD, Downlink (1432.0 - 1517.0 MHz) Band 76, E-UTRA/FDD, Downlink (1427.0 - 1432.0 MHz) Band 85, E-UTRA/FDD, Downlink (728.0 - 746.0 MHz) Validation band (0.0 - 6000.0 MHz)
Detailed Specification:	E-UTRA Test Model 3.1 (E-TM3.1) Bandwidth: 5MHz Clipping 44%
Bandwidth:	5.0 MHz
Integration Time:	20.0 ms

1 PAR (0.1%) in accordance with FCC KDB 971168, Section 6.0 "'Measurement of the Peak-to-Average Power Ratio (PAPR)'"
2 Modulation Interference Factor (MIF) value valid only in conjunction with advanced probe response linearization calibration for the same communication system (same UID and version).

Calibration Laboratory of
Schmid & Partner
Engineering AG
Zeughausstrasse 43, 8004 Zurich, Switzerland

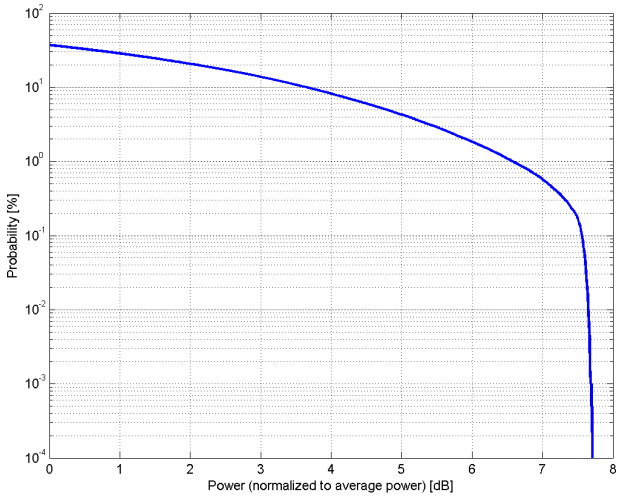

Complementary Cumulative Distribution Function (CCDF)

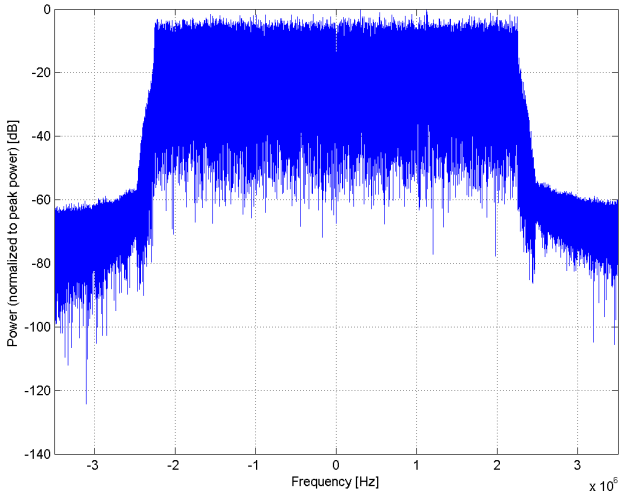

Frequency Domain

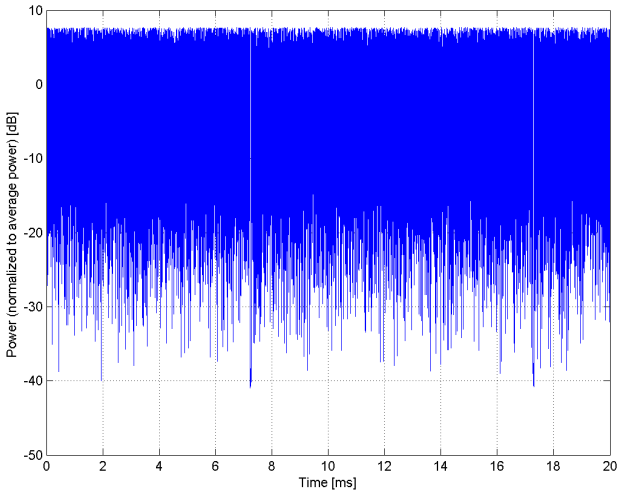

Time Domain

Calibration Laboratory of
Schmid & Partner
Engineering AG
Zeughausstrasse 43, 8004 Zurich, Switzerland

Name:	**LTE-FDD (OFDMA, 10 MHz, E-TM 3.1, Clippin 44%)**
Group:	LTE-FDD
UID:	10448-AAD
PAR: [1]	**7.53 dB**
MIF: [2]	**-14.92 dB**
Standard Reference:	TS 36.141 V11.4
Category:	Random amplitude modulation
Modulation:	64-QAM
Frequency Band:	Band 1, E-UTRA/FDD, Downlink (2110.0 - 2170.0 MHz) Band 2, E-UTRA/FDD, Downlink (1930.0 - 1990.0 MHz) Band 3, E-UTRA/FDD, Downlink (1805.0 - 1880.0 MHz) Band 4, E-UTRA/FDD, Downlink (2110.0 - 2155.0 MHz) Band 5, E-UTRA/FDD, Downlink (869.0 - 894.0 MHz) Band 6, E-UTRA/FDD, Downlink (875.0 - 885.0 MHz) Band 7, E-UTRA/FDD, Downlink (2620.0 - 2690.0 MHz) Band 8, E-UTRA/FDD, Downlink (925.0 - 960.0 MHz) Band 9, E-UTRA/FDD, Downlink (1844.9 - 1879.9 MHz) Band 10, E-UTRA/FDD, Downlink (2110.0 - 2170.0 MHz) Band 11, E-UTRA/FDD, Downlink (1475.9 - 1495.9 MHz) Band 12, E-UTRA/FDD, Downlink (729.0 - 749.0 MHz) Band 13, E-UTRA/FDD, Downlink (746.0 - 756.0 MHz) Band 14, E-UTRA/FDD, Downlink (758.0 - 768.0 MHz) Band 17, E-UTRA/FDD, Downlink (734.0 - 746.0 MHz) Band 18, E-UTRA/FDD, Downlink (860.0 - 875.0 MHz) Band 19, E-UTRA/FDD, Downlink (875.0 - 890.0 MHz) Band 20, E-UTRA/FDD, Downlink (791.0 - 821.0 MHz) Band 21, E-UTRA/FDD, Downlink (1495.9 - 1510.9 MHz) Band 22, E-UTRA/FDD, Downlink (3510.0 - 3590.0 MHz) Band 23, E-UTRA/FDD, Downlink (2180.0 - 2200.0 MHz) Band 24, E-UTRA/FDD, Downlink (1525.0 - 1559.0 MHz) Band 25, E-UTRA/FDD, Downlink (1930.0 - 1995.0 MHz) Band 26, E-UTRA/FDD, Downlink (859.0 - 894.0 MHz) Band 27, E-UTRA/FDD, Downlink (852.0 - 869.0 MHz) Band 28, E-UTRA/FDD, Downlink (758.0 - 803.0 MHz) Band 32, E-UTRA/FDD, Downlink (1452.0 - 1496.0 MHz) Band 29, E-UTRA/FDD, Downlink (717.0 - 728.0 MHz) Band 65, E-UTRA/FDD, Downlink (2210.0 - 2220.0 MHz) Band 66, E-UTRA/FDD, Downlink (2210.0 - 2220.0 MHz) Band 67, E-UTRA/FDD, Downlink (738.0 - 758.0 MHz) Band 68, E-UTRA/FDD, Downlink (753.0 - 783.0 MHz) Band 70, E-UTRA/FDD, Downlink (1995.0 - 2020.0 MHz) Band 71, E-UTRA/FDD, Downlink (617.0 - 652.0 MHz) Band 74, E-UTRA/FDD, Downlink (1475.0 - 1518.0 MHz) Band 75, E-UTRA/FDD, Downlink (1432.0 - 1517.0 MHz) Band 85, E-UTRA/FDD, Downlink (728.0 - 746.0 MHz) Validation band (0.0 - 6000.0 MHz)
Detailed Specification:	E-UTRA Test Model 3.1 (E-TM3.1) Bandwidth: 10MHz Clipping 44%
Bandwidth:	10.0 MHz
Integration Time:	20.0 ms

[1] PAR (0.1%) in accordance with FCC KDB 971168, Section 6.0 "'Measurement of the Peak-to-Average Power Ratio (PAPR)'"
[2] Modulation Interference Factor (MIF) value valid only in conjunction with advanced probe response linearization calibration for the same communication system (same UID and version).

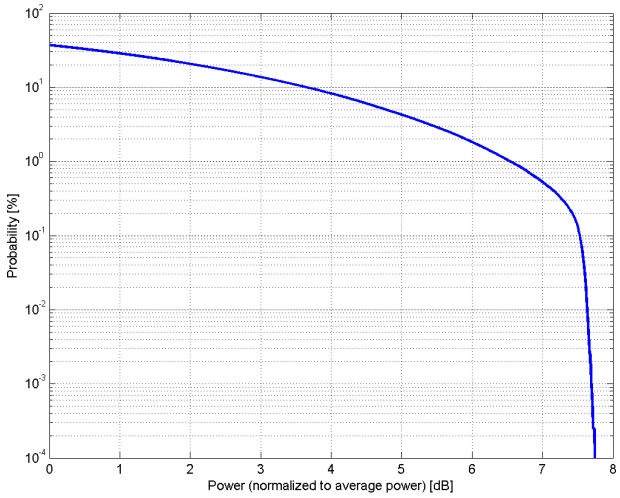

Complementary Cumulative Distribution Function (CCDF)

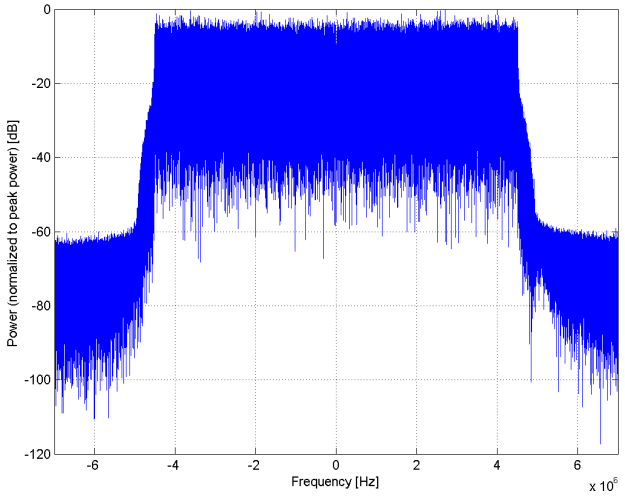

Frequency Domain

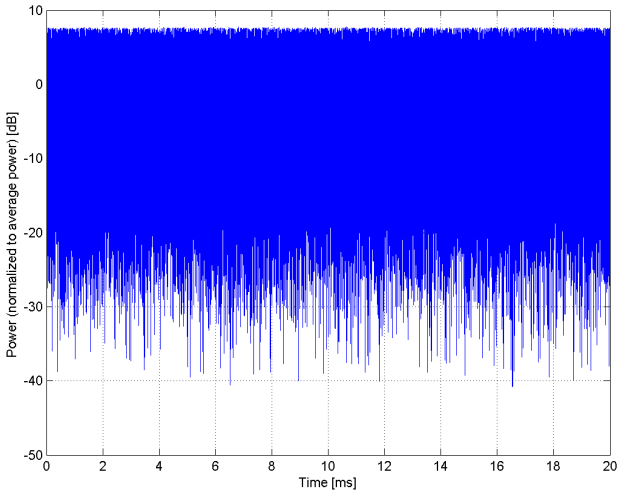

Time Domain

Calibration Laboratory of
Schmid & Partner
Engineering AG
Zeughausstrasse 43, 8004 Zurich, Switzerland

Name:	**LTE-FDD (OFDMA, 15 MHz, E-TM 3.1, Cliping 44%)**
Group:	LTE-FDD
UID:	10449-AAC
PAR: [1]	**7.51 dB**
MIF: [2]	**-16.22 dB**
Standard Reference:	TS 36.141 V11.4
Category:	Random amplitude modulation
Modulation:	64-QAM
Frequency Band:	Band 1, E-UTRA/FDD, Downlink (2110.0 - 2170.0 MHz) Band 2, E-UTRA/FDD, Downlink (1930.0 - 1990.0 MHz) Band 3, E-UTRA/FDD, Downlink (1805.0 - 1880.0 MHz) Band 4, E-UTRA/FDD, Downlink (2110.0 - 2155.0 MHz) Band 7, E-UTRA/FDD, Downlink (2620.0 - 2690.0 MHz) Band 9, E-UTRA/FDD, Downlink (1844.9 - 1879.9 MHz) Band 10, E-UTRA/FDD, Downlink (2110.0 - 2170.0 MHz) Band 18, E-UTRA/FDD, Downlink (860.0 - 875.0 MHz) Band 19, E-UTRA/FDD, Downlink (875.0 - 890.0 MHz) Band 20, E-UTRA/FDD, Downlink (791.0 - 821.0 MHz) Band 21, E-UTRA/FDD, Downlink (1495.9 - 1510.9 MHz) Band 22, E-UTRA/FDD, Downlink (3510.0 - 3590.0 MHz) Band 23, E-UTRA/FDD, Downlink (2180.0 - 2200.0 MHz) Band 25, E-UTRA/FDD, Downlink (1930.0 - 1995.0 MHz) Band 26, E-UTRA/FDD, Downlink (859.0 - 894.0 MHz) Band 28, E-UTRA/FDD, Downlink (758.0 - 803.0 MHz) Band 32, E-UTRA/FDD, Downlink (1452.0 - 1496.0 MHz) Band 65, E-UTRA/FDD, Downlink (2210.0 - 2220.0 MHz) Band 66, E-UTRA/FDD, Downlink (2210.0 - 2220.0 MHz) Band 67, E-UTRA/FDD, Downlink (738.0 - 758.0 MHz) Band 68, E-UTRA/FDD, Downlink (753.0 - 783.0 MHz) Band 70, E-UTRA/FDD, Downlink (1995.0 - 2020.0 MHz) Band 71, E-UTRA/FDD, Downlink (617.0 - 652.0 MHz) Band 74, E-UTRA/FDD, Downlink (1475.0 - 1518.0 MHz) Band 75, E-UTRA/FDD, Downlink (1432.0 - 1517.0 MHz) Validation band (0.0 - 6000.0 MHz)
Detailed Specification:	E-UTRA Test Model 3.1 (E-TM3.1) Bandwidth: 15MHz Clipping 44%
Bandwidth:	15.0 MHz
Integration Time:	20.0 ms

[1] PAR (0.1%) in accordance with FCC KDB 971168, Section 6.0 "'Measurement of the Peak-to-Average Power Ratio (PAPR)"'
[2] Modulation Interference Factor (MIF) value valid only in conjunction with advanced probe response linearization calibration for the same communication system (same UID and version).

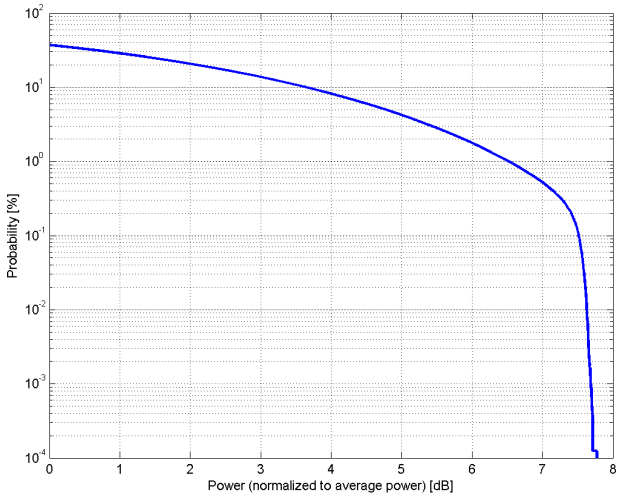

Complementary Cumulative Distribution Function (CCDF)

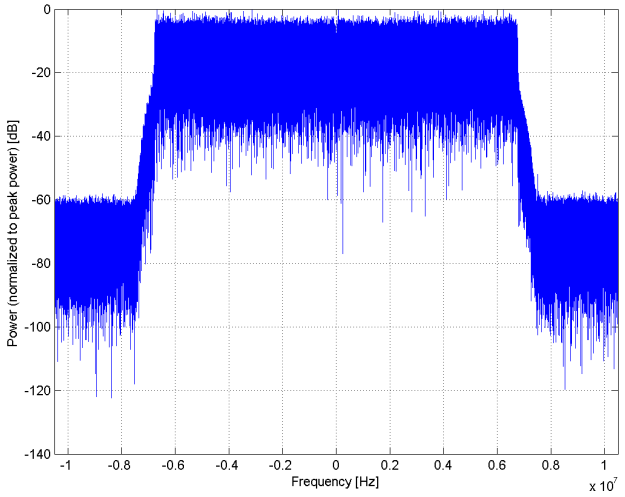

Frequency Domain

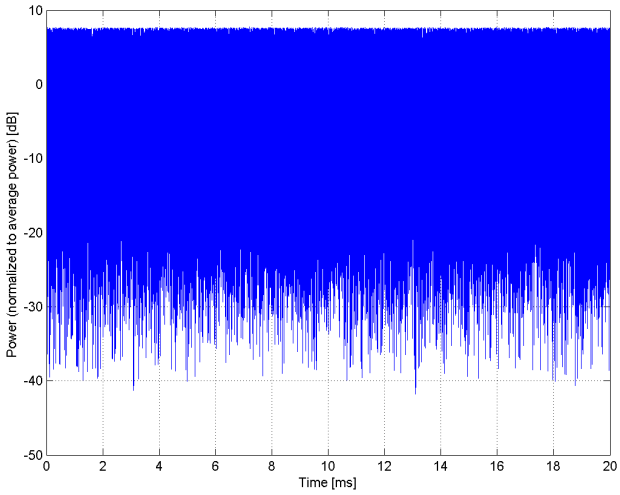

Time Domain

Calibration Laboratory of
Schmid & Partner
Engineering AG
Zeughausstrasse 43, 8004 Zurich, Switzerland

Name:	**LTE-FDD (OFDMA, 20 MHz, E-TM 3.1, Clipping 44%)**
Group:	LTE-FDD
UID:	10450-AAC
PAR: [1]	**7.48 dB**
MIF: [2]	**-17.72 dB**
Standard Reference:	TS 36.141 V11.4
Category:	Random amplitude modulation
Modulation:	64-QAM
Frequency Band:	Band 1, E-UTRA/FDD, Downlink (2110.0 - 2170.0 MHz) Band 2, E-UTRA/FDD, Downlink (1930.0 - 1990.0 MHz) Band 3, E-UTRA/FDD, Downlink (1805.0 - 1880.0 MHz) Band 4, E-UTRA/FDD, Downlink (2110.0 - 2155.0 MHz) Band 7, E-UTRA/FDD, Downlink (2620.0 - 2690.0 MHz) Band 9, E-UTRA/FDD, Downlink (1844.9 - 1879.9 MHz) Band 10, E-UTRA/FDD, Downlink (2110.0 - 2170.0 MHz) Band 20, E-UTRA/FDD, Downlink (791.0 - 821.0 MHz) Band 22, E-UTRA/FDD, Downlink (3510.0 - 3590.0 MHz) Band 23, E-UTRA/FDD, Downlink (2180.0 - 2200.0 MHz) Band 25, E-UTRA/FDD, Downlink (1930.0 - 1995.0 MHz) Band 28, E-UTRA/FDD, Downlink (758.0 - 803.0 MHz) Band 32, E-UTRA/FDD, Downlink (1452.0 - 1496.0 MHz) Band 65, E-UTRA/FDD, Downlink (2210.0 - 2220.0 MHz) Band 66, E-UTRA/FDD, Downlink (2210.0 - 2220.0 MHz) Band 67, E-UTRA/FDD, Downlink (738.0 - 758.0 MHz) Band 70, E-UTRA/FDD, Downlink (1995.0 - 2020.0 MHz) Band 71, E-UTRA/FDD, Downlink (617.0 - 652.0 MHz) Band 74, E-UTRA/FDD, Downlink (1475.0 - 1518.0 MHz) Band 75, E-UTRA/FDD, Downlink (1432.0 - 1517.0 MHz) Validation band (0.0 - 6000.0 MHz)
Detailed Specification:	E-UTRA Test Model 3.1 (E-TM3.1) Bandwidth: 20MHz Clipping 44%
Bandwidth:	20.0 MHz
Integration Time:	20.0 ms

1 PAR (0.1%) in accordance with FCC KDB 971168, Section 6.0 "'Measurement of the Peak-to-Average Power Ratio (PAPR)'"
2 Modulation Interference Factor (MIF) value valid only in conjunction with advanced probe response linearization calibration for the same communication system (same UID and version).

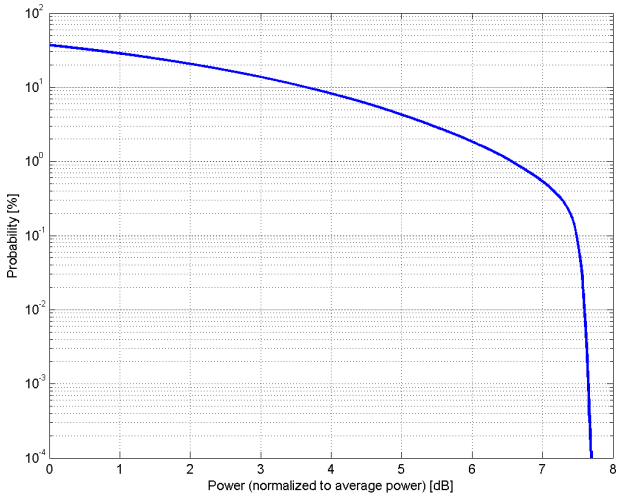

Complementary Cumulative Distribution Function (CCDF)

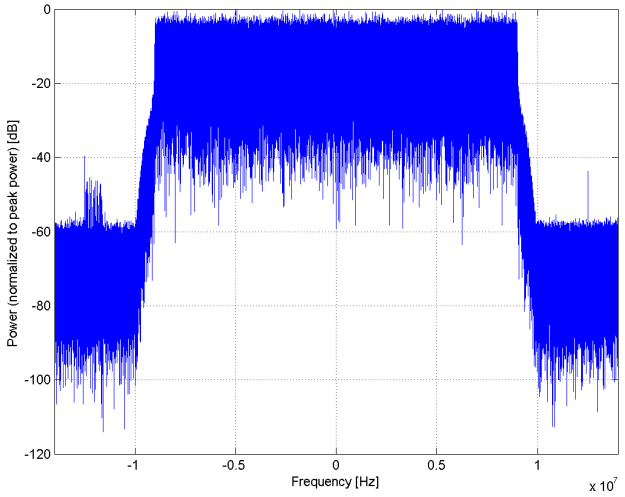

Frequency Domain

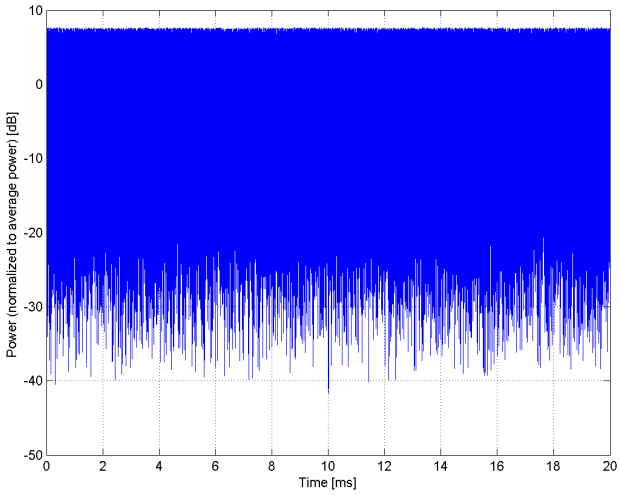

Time Domain

Calibration Laboratory of
Schmid & Partner
Engineering AG
Zeughausstrasse 43, 8004 Zurich, Switzerland

Name:	**W-CDMA (BS Test Model 1, 64 DPCH, Clipping 44 %)**
Group:	WCDMA
UID:	10451-AAA
PAR: [1]	**7.59 dB**
MIF: [2]	**-12.93 dB**
Standard Reference:	TS 25.141
Category:	Random amplitude modulation
Modulation:	64-QAM
Frequency Band:	Band 1, UTRA/FDD, Downlink (2110.0-2170.0 MHz, 20264)
	Band 2, UTRA/FDD, Downlink (1930.0-1990.0 MHz, 20265)
	Band 3, UTRA/FDD, Downlink (1805.0-1880.0 MHz, 20266)
	Band 4, UTRA/FDD, Downlink (2110.0-2155.0 MHz, 20267)
	Band 5, UTRA/FDD, Downlink (869.0-894.0 MHz, 20268)
	Band 6, UTRA/FDD, Downlink (875.0-885.0 MHz, 20269)
	Band 7, UTRA/FDD, Downlink (2620.0-2690.0 MHz, 20270)
	Band 8, UTRA/FDD, Downlink (925.0-960.0 MHz, 20271)
	Band 9, UTRA/FDD, Downlink (1844.9-1879.9 MHz, 20272)
	Band 10, UTRA/FDD, Downlink (2110.0-2170.0 MHz, 20273)
	Band 11, UTRA/FDD, Downlink (1475.9-1495.9 MHz, 20274)
	Band 12, UTRA/FDD, Downlink (729.0-749.0 MHz, 20275)
	Band 13, UTRA/FDD, Downlink (746.0-756.0 MHz, 20276)
	Band 14, UTRA/FDD, Downlink (758.0-768.0 MHz, 20277)
	Band 19, UTRA/FDD, Downlink (875.0-890.0 MHz, 20278)
	Band 20, UTRA/FDD, Downlink (791.0-821.0 MHz, 20279)
	Band 21, UTRA/FDD, Downlink (1495.9-1510.9 MHz, 20280)
	Band 22, UTRA/FDD, Downlink (3510.0-3590.0 MHz, 20281)
	Band 25, UTRA/FDD, Downlink (1930.0-1995.0 MHz, 20282)
	Band 26, UTRA/FDD, Downlink (859.0-894.0 MHz, 20283)
Detailed Specification:	WCDMA BS Test Model 1 DPCHx64
	Single Carrier
	Clipping 44 %
Bandwidth:	5.0 MHz
Integration Time:	20.0 ms

[1] PAR (0.1%) in accordance with FCC KDB 971168, Section 6.0 "'Measurement of the Peak-to-Average Power Ratio (PAPR)'"
[2] Modulation Interference Factor (MIF) value valid only in conjunction with advanced probe response linearization calibration for the same communication system (same UID and version).

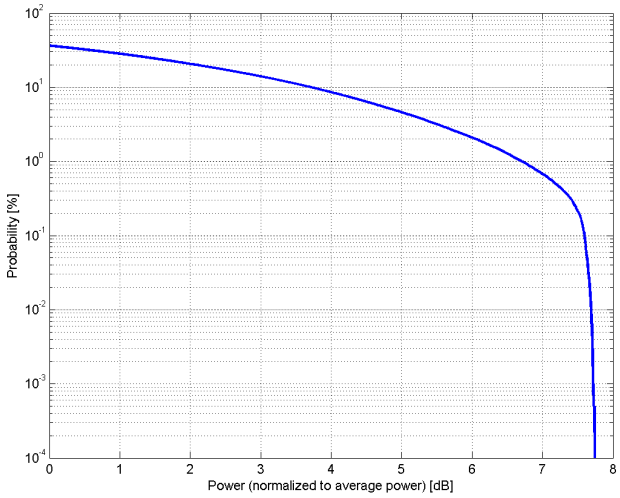

Complementary Cumulative Distribution Function (CCDF)

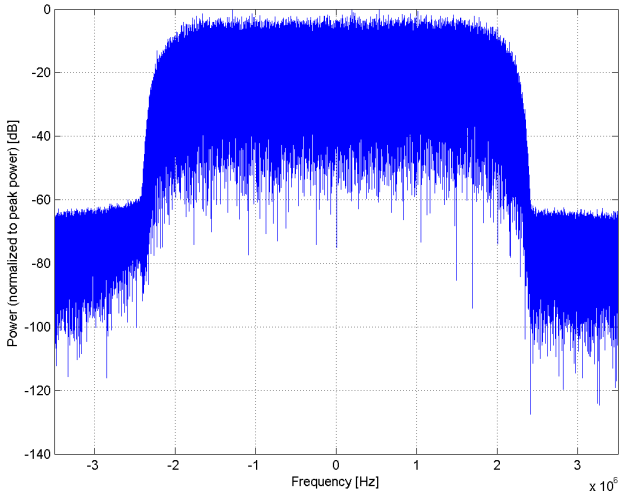

Frequency Domain

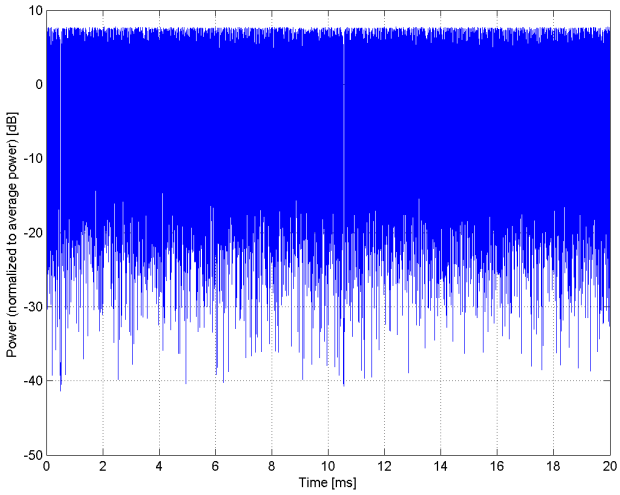

Time Domain

Calibration Laboratory of
Schmid & Partner
Engineering AG
Zeughausstrasse 43, 8004 Zurich, Switzerland

Name:	**MRI (Square, 5ms, 1ms)**
Group:	MRI
UID:	10452-AAC
PAR: [1]	**6.99 dB**
MIF: [2]	**1.54 dB**
Standard Reference:	SPEAG
Category:	Random amplitude modulation
Modulation:	AM
Frequency Band:	MRI 1.5T (59.0 - 69.0 MHz) MRI 3T (123.0 - 133.0 MHz) Validation band (0.0 - 6000.0 MHz)
Detailed Specification:	Calibration Sequence for Medical Implant Test System (MITS) Pulse Shape: rectangular Repetition Rate: 200 Hz Duty Cycle: 20%
Bandwidth:	0.0 MHz
Integration Time:	5.0 ms

[1] PAR (0.1%) in accordance with FCC KDB 971168, Section 6.0 "'Measurement of the Peak-to-Average Power Ratio (PAPR)'"
[2] Modulation Interference Factor (MIF) value valid only in conjunction with advanced probe response linearization calibration for the same communication system (same UID and version).

Calibration Laboratory of
Schmid & Partner
Engineering AG
Zeughausstrasse 43, 8004 Zurich, Switzerland

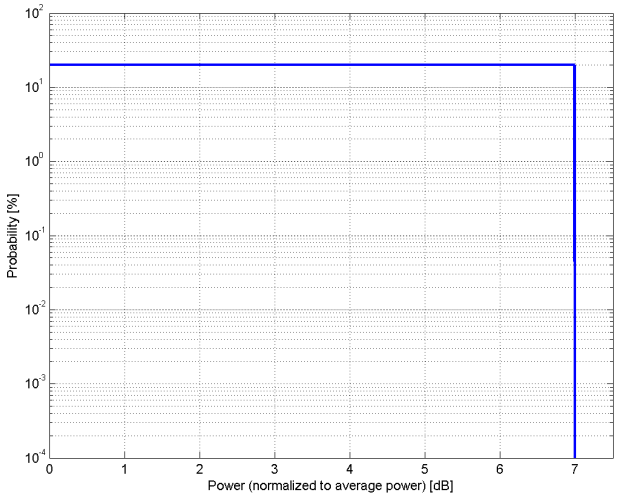

Complementary Cumulative Distribution Function (CCDF)

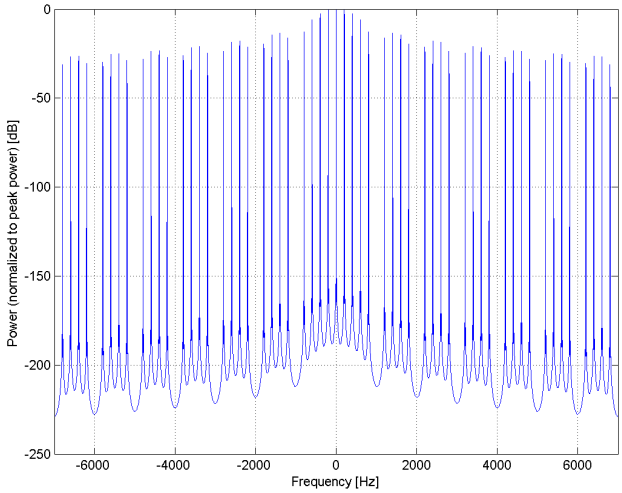

Frequency Domain

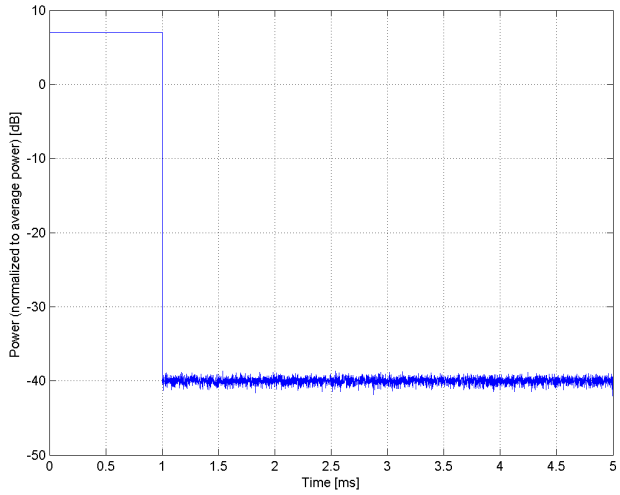

Time Domain

Calibration Laboratory of
Schmid & Partner
Engineering AG
Zeughausstrasse 43, 8004 Zurich, Switzerland

Name:	**Validation (Square, 10ms, 1ms)**
Group:	Test
UID:	10453-AAD
PAR: [1]	**10.00 dB**
MIF: [2]	**3.94 dB**
Standard Reference:	SPEAG
Category:	Random amplitude modulation
Modulation:	AM
Frequency Band:	MRI 1.5T (59.0 - 69.0 MHz) MRI 3T (123.0 - 133.0 MHz) Validation band (0.0 - 6000.0 MHz)
Detailed Specification:	Calibration Sequence for Medical Implant Test System (MITS) Pulse Shape: rectangular Repetition Rate: 100 Hz Duty Cycle: 10%
Bandwidth:	0.0 MHz
Integration Time:	10.0 ms

[1] PAR (0.1%) in accordance with FCC KDB 971168, Section 6.0 "'Measurement of the Peak-to-Average Power Ratio (PAPR)'"
[2] Modulation Interference Factor (MIF) value valid only in conjunction with advanced probe response linearization calibration for the same communication system (same UID and version).

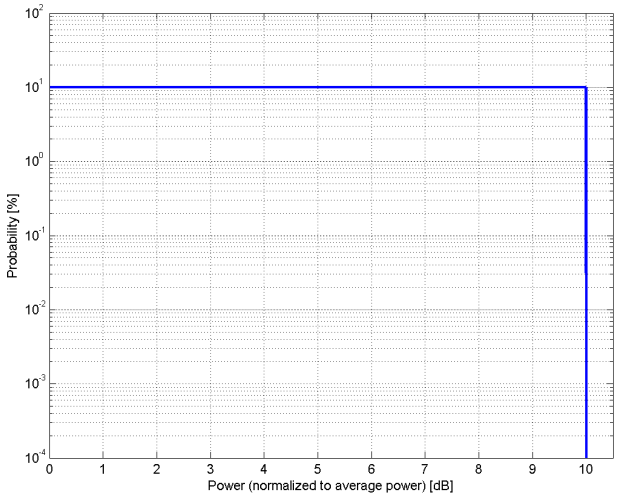

Complementary Cumulative Distribution Function (CCDF)

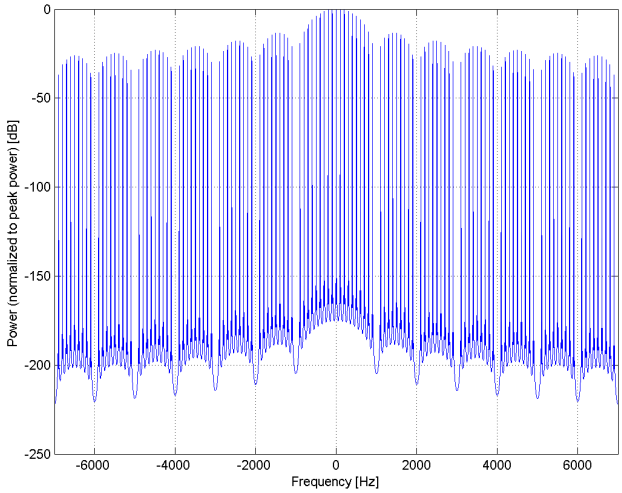

Frequency Domain

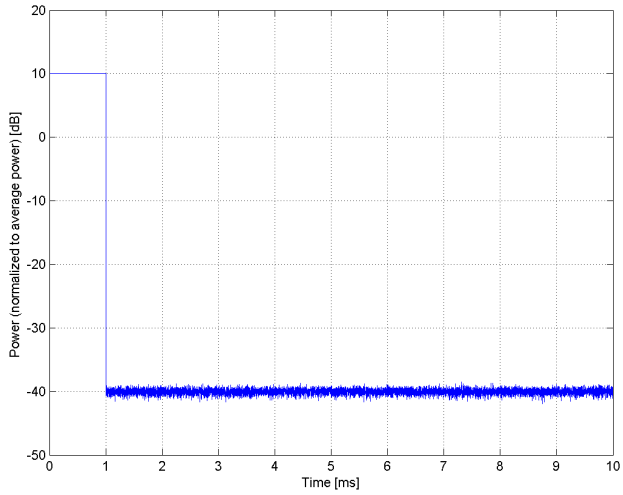

Time Domain

Calibration Laboratory of
Schmid & Partner
Engineering AG
Zeughausstrasse 43, 8004 Zurich, Switzerland

Name:	**MRI (Square, 10ms, 3ms)**
Group:	MRI
UID:	10454-AAC
PAR: [1]	**5.23 dB**
MIF: [2]	**-1.39 dB**
Standard Reference:	SPEAG
Category:	Random amplitude modulation
Modulation:	AM
Frequency Band:	MRI 1.5T (59.0 - 69.0 MHz) MRI 3T (123.0 - 133.0 MHz) Validation band (0.0 - 6000.0 MHz)
Detailed Specification:	Calibration Sequence for Medical Implant Test System (MITS) Pulse Shape: rectangular Repetition Rate: 100 Hz Duty Cycle: 30%
Bandwidth:	0.0 MHz
Integration Time:	10.0 ms

[1] PAR (0.1%) in accordance with FCC KDB 971168, Section 6.0 "'Measurement of the Peak-to-Average Power Ratio (PAPR)'"
[2] Modulation Interference Factor (MIF) value valid only in conjunction with advanced probe response linearization calibration for the same communication system (same UID and version).

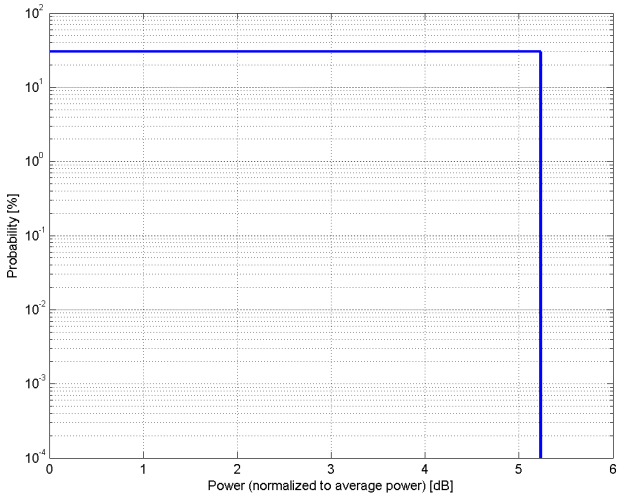

Complementary Cumulative Distribution Function (CCDF)

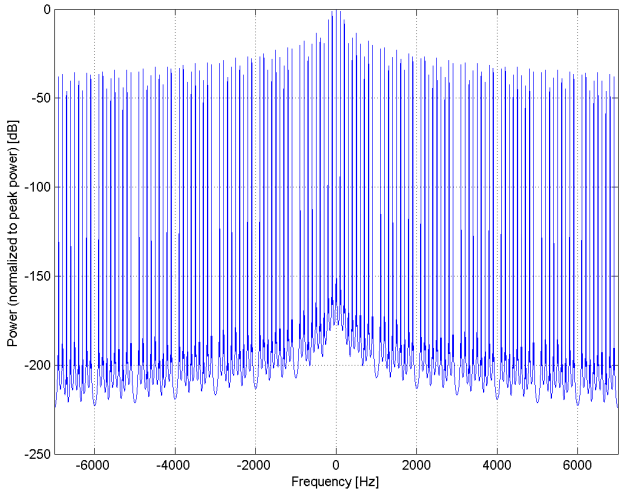

Frequency Domain

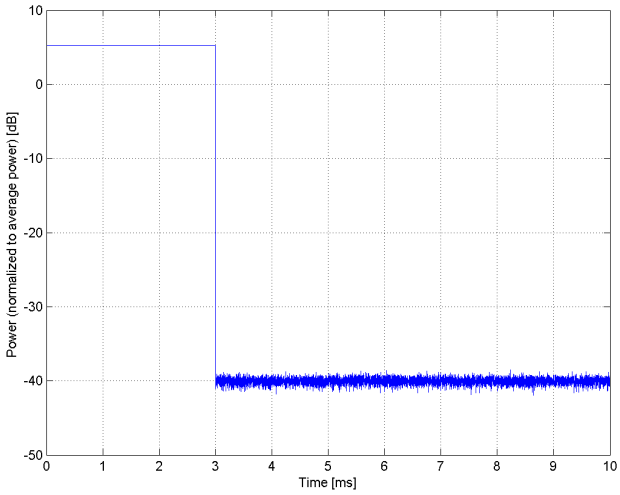

Time Domain

Calibration Laboratory of
Schmid & Partner
Engineering AG
Zeughausstrasse 43, 8004 Zurich, Switzerland

Name:	**MRI (Square, 50ms, 10ms)**
Group:	MRI
UID:	10455-AAC
PAR: [1]	**6.99 dB**
MIF: [2]	**-1.16 dB**
Standard Reference:	SPEAG
Category:	Random amplitude modulation
Modulation:	AM
Frequency Band:	MRI 1.5T (59.0 - 69.0 MHz) MRI 3T (123.0 - 133.0 MHz) Validation band (0.0 - 6000.0 MHz)
Detailed Specification:	Calibration Sequence for Medical Implant Test System (MITS) Pulse Shape: rectangular Repetition Rate: 20 Hz Duty Cycle: 20%
Bandwidth:	0.0 MHz
Integration Time:	50.0 ms

[1] PAR (0.1%) in accordance with FCC KDB 971168, Section 6.0 "'Measurement of the Peak-to-Average Power Ratio (PAPR)'"
[2] Modulation Interference Factor (MIF) value valid only in conjunction with advanced probe response linearization calibration for the same communication system (same UID and version).

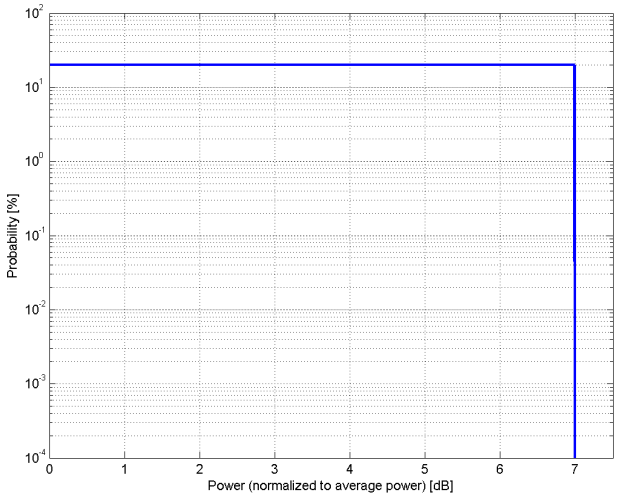

Complementary Cumulative Distribution Function (CCDF)

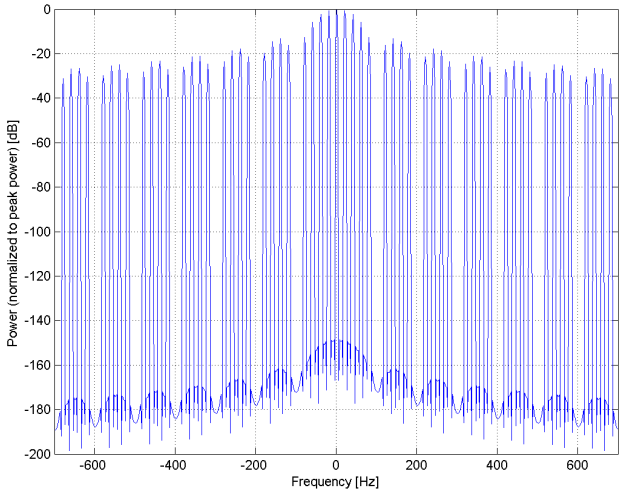

Frequency Domain

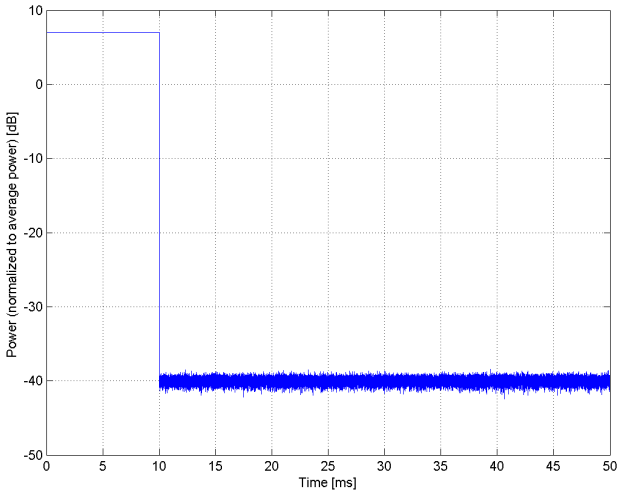

Time Domain

Calibration Laboratory of
Schmid & Partner
Engineering AG
Zeughausstrasse 43, 8004 Zurich, Switzerland

Name:	**IEEE 802.11ac WiFi (160MHz, 64-QAM, 99pc duty cycle)**
Group:	WLAN
UID:	10456-AAB
PAR: [1]	**8.63 dB**
MIF: [2]	**-14.83 dB**
Standard Reference:	IEEE 802.11-2013 FCC OET KDB 248227 D01 802.11 Wi-Fi SAR v02r01
Category:	Random amplitude modulation
Modulation:	64-QAM
Frequency Band:	WLAN 2.4GHz (2412.0 - 2484.0 MHz) WLAN 5GHz (4915.0 - 5825.0 MHz) U-NII-1, U-NII-2A (5170 - 5330 MHz) U-NII-2C Standalone (5490 - 5710 MHz) U-NII-2C <5.65 GHz (5490 - 5650 MHz) U-NII-3 Standalone (5735 - 5835 MHz) U-NII-2C, U-NII-3 (5650 - 5835 MHz) Validation band (0.0 - 6000.0 MHz)
Detailed Specification:	Bandwidth: 160MHz Duty cycle: 99% MCS: 5 Number of spatial streams: 1 MPDU length: 32768
Bandwidth:	160.0 MHz
Integration Time:	0.6 ms

[1] PAR (0.1%) in accordance with FCC KDB 971168, Section 6.0 "'Measurement of the Peak-to-Average Power Ratio (PAPR)'"
[2] Modulation Interference Factor (MIF) value valid only in conjunction with advanced probe response linearization calibration for the same communication system (same UID and version).

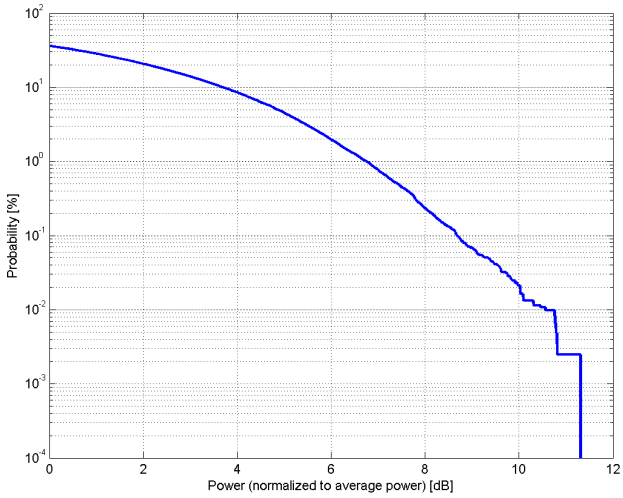

Complementary Cumulative Distribution Function (CCDF)

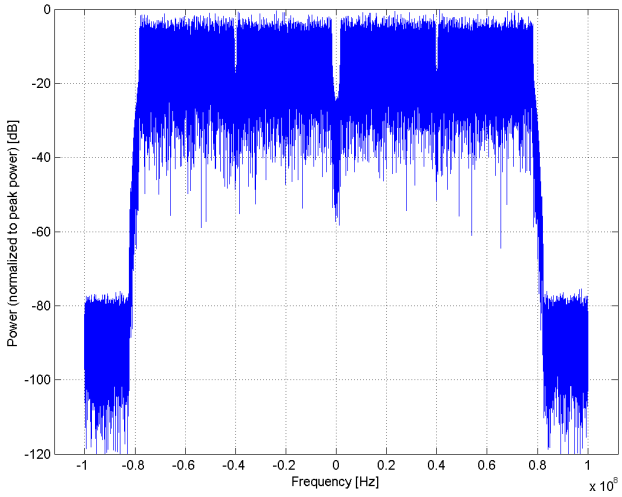

Frequency Domain

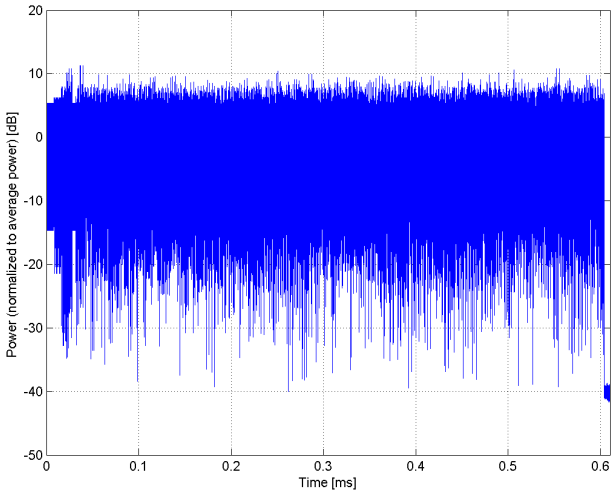

Time Domain

Calibration Laboratory of
Schmid & Partner
Engineering AG
Zeughausstrasse 43, 8004 Zurich, Switzerland

Name:	**UMTS-FDD (DC-HSDPA)**
Group:	WCDMA
UID:	10457-AAA
PAR: [1]	**6.62 dB**
MIF: [2]	**-21.09 dB**
Standard Reference:	FCC OET KDB 941225 D01 SAR test for 3G devices v03
Category:	Random amplitude modulation
Modulation:	QPSK
Frequency Band:	Band 1, UTRA/FDD (1920.0-1980.0 MHz, 20000) Band 2, UTRA/FDD (1850.0-1910.0 MHz, 20001) Band 3, UTRA/FDD (1710.0-1785.0 MHz, 20002) Band 4, UTRA/FDD (1710.0-1755.0 MHz, 20003) Band 5, UTRA/FDD (824.0-849.0 MHz, 20004) Band 6, UTRA/FDD (830.0-840.0 MHz, 20005) Band 7, UTRA/FDD (2500.0-2570.0 MHz, 20006) Band 8, UTRA/FDD (880.0-915.0 MHz, 20007) Band 9, UTRA/FDD (1749.9-1784.9 MHz, 20008) Band 10, UTRA/FDD (1710.0-1770.0 MHz, 20009) Band 11, UTRA/FDD (1427.9-1452.9 MHz, 20010) Band 12, UTRA/FDD (698.0-716.0 MHz, 20011) Band 13, UTRA/FDD (777.0-787.0 MHz, 20012) Band 14, UTRA/FDD (788.0-798.0 MHz, 20013) Band 19, UTRA/FDD (830.0-845.0 MHz, 20130) Band 20, UTRA/FDD (832.0-862.0 MHz, 20131) Band 21, UTRA/FDD (1447.9-1462.9 MHz, 20132) Band 22, UTRA/FDD (3410.0-3490.0 MHz, 20217) Band 25, UTRA/FDD (1850.0-1915.0 MHz, 20218) Band 26, UTRA/FDD (814.0-849.0 MHz, 20219)
Detailed Specification:	Dual Carrier HSDPA
Bandwidth:	10.0 MHz
Integration Time:	97.1 ms

[1] PAR (0.1%) in accordance with FCC KDB 971168, Section 6.0 "'Measurement of the Peak-to-Average Power Ratio (PAPR)'"
[2] Modulation Interference Factor (MIF) value valid only in conjunction with advanced probe response linearization calibration for the same communication system (same UID and version).

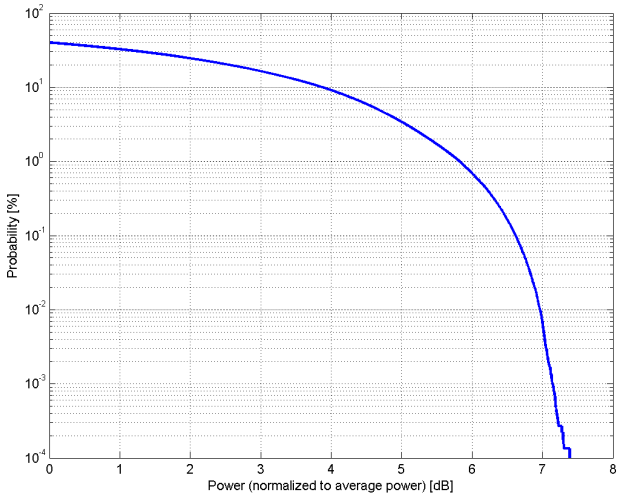

Complementary Cumulative Distribution Function (CCDF)

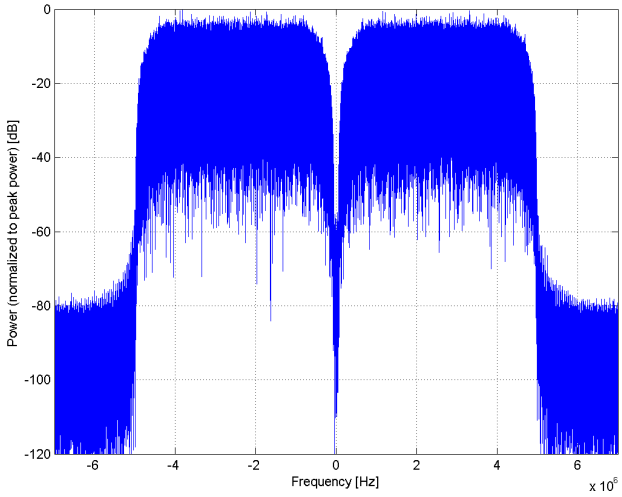

Frequency Domain

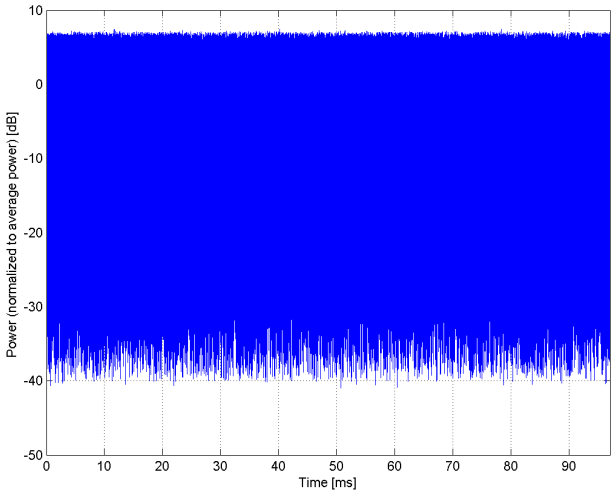

Time Domain

Calibration Laboratory of
Schmid & Partner
Engineering AG
Zeughausstrasse 43, 8004 Zurich, Switzerland

Name:	**CDMA2000 (1xEV-DO, Rev. B, 2 carriers)**
Group:	CDMA2000
UID:	10458-AAA
PAR: [1]	**6.55 dB**
MIF: [2]	**-18.92 dB**
Standard Reference:	FCC OET KDB 941225 D01 SAR test for 3G devices v03
Category:	Random amplitude modulation
Modulation:	Q2
Frequency Band:	Band Class 0 (815.0-849.0 MHz, 20220) Band Class 1 (1850.0-1910.0 MHz, 20040) Band Class 2 (872.0-915.0 MHz, 20041) Band Class 3 (887.0-925.0 MHz, 20042) Band Class 4 (1750.0-1780.0 MHz, 20043) Band Class 5 (411.7-483.5 MHz, 20044) Band Class 6 (1920.0-1980.0 MHz, 20045) Band Class 7 (776.0-794.0 MHz, 20046) Band Class 8 (1710.0-1785.0 MHz, 20047) Band Class 9 (880.0-915.0 MHz, 20048) Band Class 10 (806.0-901.0 MHz, 20049) Band Class 11 (410.0-462.5 MHz, 20050) Band Class 12 (870.0-876.0 MHz, 20051) Band Class 13 (2500.0-2570.0 MHz, 20179) Band Class 14 (1850.0-1915.0 MHz, 20180) Band Class 15 (1710.0-1755.0 MHz, 20181) Band Class 16 (2502.0-2568.0 MHz, 20182) Band Class 18 (787.0-799.0 MHz, 20184) Band Class 19 (698.0-716.0 MHz, 20185) Band Class 20 (1626.5-1660.5 MHz, 20186) Band Class 21 (2000.0-2020.0 MHz, 20187)
Detailed Specification:	Physical Layer Configuration: Subtype 2 Reverse Data Channel Payload Size: 4096 bits, termination target of 16 slots Forward Traffic Channel: 2-slot version of 307.2kbps, ACK channel transmitting in all slots Access Terminal Power Control: ”All bits up”
Bandwidth:	2.4 MHz
Integration Time:	95.2 ms

[1] PAR (0.1%) in accordance with FCC KDB 971168, Section 6.0 ”“Measurement of the Peak-to-Average Power Ratio (PAPR)”
[2] Modulation Interference Factor (MIF) value valid only in conjunction with advanced probe response linearization calibration for the same communication system (same UID and version).

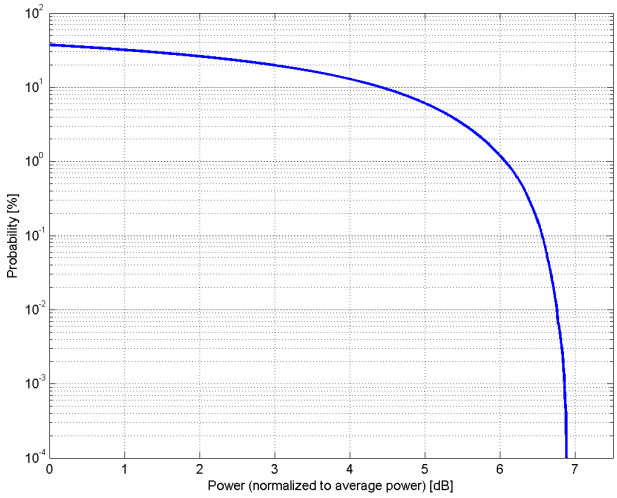

Complementary Cumulative Distribution Function (CCDF)

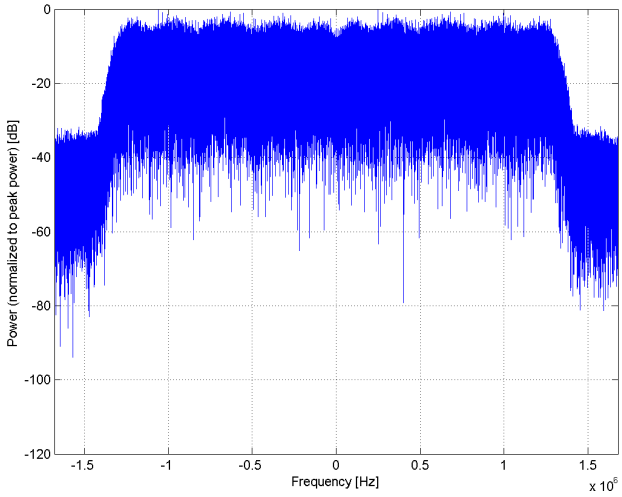

Frequency Domain

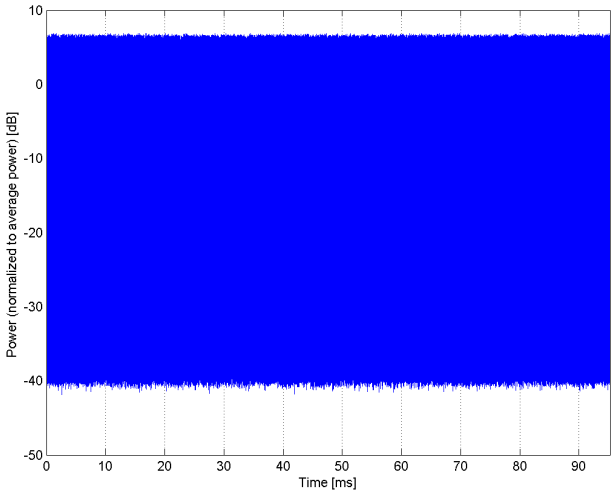

Time Domain

Calibration Laboratory of
Schmid & Partner
Engineering AG
Zeughausstrasse 43, 8004 Zurich, Switzerland

Name:	**CDMA2000 (1xEV-DO, Rev. B, 3 carriers)**
Group:	CDMA2000
UID:	10459-AAA
PAR: [1]	**8.25 dB**
MIF: [2]	**-19.19 dB**
Standard Reference:	FCC OET KDB 941225 D01 SAR test for 3G devices v03
Category:	Random amplitude modulation
Modulation:	Q2
Frequency Band:	Band Class 0 (815.0-849.0 MHz, 20220) Band Class 1 (1850.0-1910.0 MHz, 20040) Band Class 2 (872.0-915.0 MHz, 20041) Band Class 3 (887.0-925.0 MHz, 20042) Band Class 4 (1750.0-1780.0 MHz, 20043) Band Class 5 (411.7-483.5 MHz, 20044) Band Class 6 (1920.0-1980.0 MHz, 20045) Band Class 7 (776.0-794.0 MHz, 20046) Band Class 8 (1710.0-1785.0 MHz, 20047) Band Class 9 (880.0-915.0 MHz, 20048) Band Class 10 (806.0-901.0 MHz, 20049) Band Class 11 (410.0-462.5 MHz, 20050) Band Class 12 (870.0-876.0 MHz, 20051) Band Class 13 (2500.0-2570.0 MHz, 20179) Band Class 14 (1850.0-1915.0 MHz, 20180) Band Class 15 (1710.0-1755.0 MHz, 20181) Band Class 16 (2502.0-2568.0 MHz, 20182) Band Class 18 (787.0-799.0 MHz, 20184) Band Class 19 (698.0-716.0 MHz, 20185) Band Class 20 (1626.5-1660.5 MHz, 20186) Band Class 21 (2000.0-2020.0 MHz, 20187)
Detailed Specification:	Physical Layer Configuration: Subtype 2 Reverse Data Channel Payload Size: 4096 bits, termination target of 16 slots Forward Traffic Channel: 2-slot version of 307.2kbps, ACK channel transmitting in all slots Access Terminal Power Control: ”All bits up”
Bandwidth:	3.6 MHz
Integration Time:	95.2 ms

[1] PAR (0.1%) in accordance with FCC KDB 971168, Section 6.0 ”“Measurement of the Peak-to-Average Power Ratio (PAPR)”
[2] Modulation Interference Factor (MIF) value valid only in conjunction with advanced probe response linearization calibration for the same communication system (same UID and version).

Calibration Laboratory of
Schmid & Partner
Engineering AG
Zeughausstrasse 43, 8004 Zurich, Switzerland

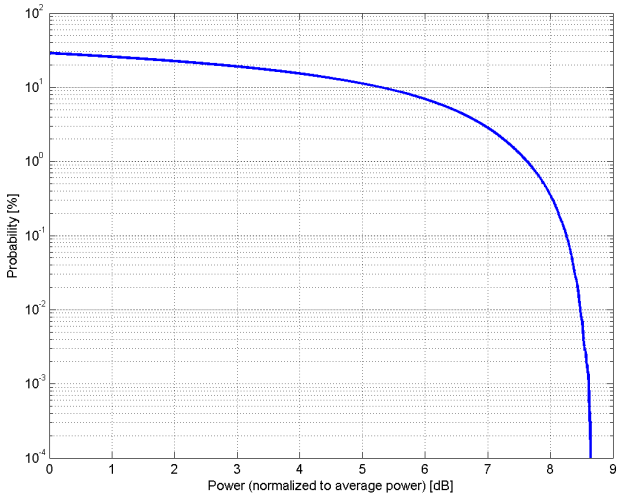

Complementary Cumulative Distribution Function (CCDF)

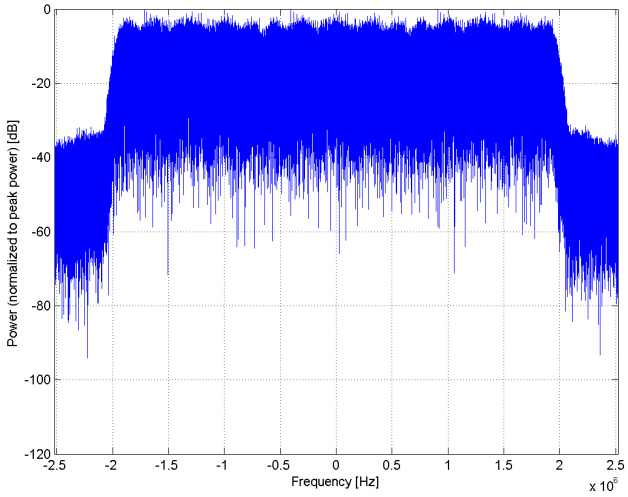

Frequency Domain

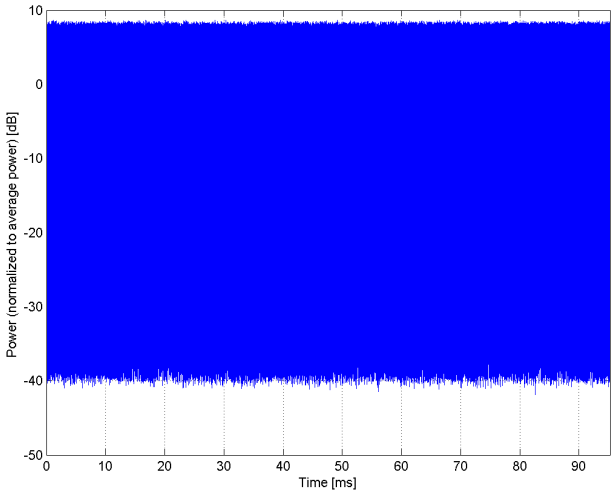

Time Domain

Calibration Laboratory of
Schmid & Partner
Engineering AG
Zeughausstrasse 43, 8004 Zurich, Switzerland

Name:	**UMTS-FDD (WCDMA, AMR)**
Group:	WCDMA
UID:	10460-AAA
PAR: [1]	**2.39 dB**
MIF: [2]	**-25.43 dB**
Standard Reference:	FCC OET KDB 941225 D01 SAR test for 3G devices v03
Category:	Random amplitude modulation
Modulation:	QPSK
Frequency Band:	Band 1, UTRA/FDD (1920.0-1980.0 MHz, 20000) Band 2, UTRA/FDD (1850.0-1910.0 MHz, 20001) Band 3, UTRA/FDD (1710.0-1785.0 MHz, 20002) Band 4, UTRA/FDD (1710.0-1755.0 MHz, 20003) Band 5, UTRA/FDD (824.0-849.0 MHz, 20004) Band 6, UTRA/FDD (830.0-840.0 MHz, 20005) Band 7, UTRA/FDD (2500.0-2570.0 MHz, 20006) Band 8, UTRA/FDD (880.0-915.0 MHz, 20007) Band 9, UTRA/FDD (1749.9-1784.9 MHz, 20008) Band 10, UTRA/FDD (1710.0-1770.0 MHz, 20009) Band 11, UTRA/FDD (1427.9-1452.9 MHz, 20010) Band 12, UTRA/FDD (698.0-716.0 MHz, 20011) Band 13, UTRA/FDD (777.0-787.0 MHz, 20012) Band 14, UTRA/FDD (788.0-798.0 MHz, 20013) Band 19, UTRA/FDD (830.0-845.0 MHz, 20130) Band 20, UTRA/FDD (832.0-862.0 MHz, 20131) Band 21, UTRA/FDD (1447.9-1462.9 MHz, 20132) Band 22, UTRA/FDD (3410.0-3490.0 MHz, 20217) Band 25, UTRA/FDD (1850.0-1915.0 MHz, 20218) Band 26, UTRA/FDD (814.0-849.0 MHz, 20219)
Detailed Specification:	Dedicated Channel Type: 12.2 kbps AMR 3.4 kbps SRB
Bandwidth:	5.0 MHz
Integration Time:	100.0 ms

[1] PAR (0.1%) in accordance with FCC KDB 971168, Section 6.0 "'Measurement of the Peak-to-Average Power Ratio (PAPR)'"
[2] Modulation Interference Factor (MIF) value valid only in conjunction with advanced probe response linearization calibration for the same communication system (same UID and version).

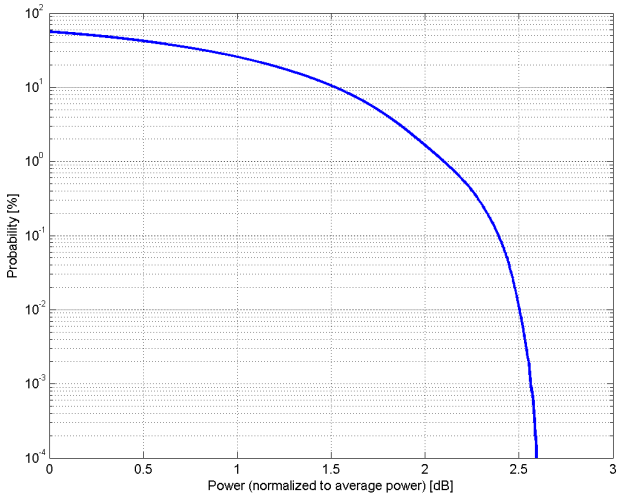

Complementary Cumulative Distribution Function (CCDF)

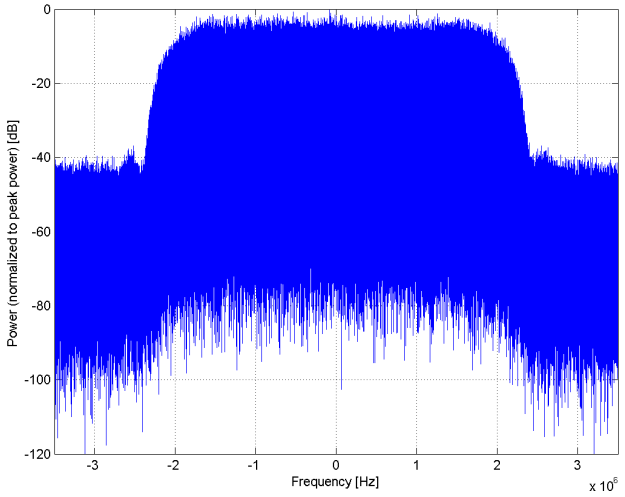

Frequency Domain

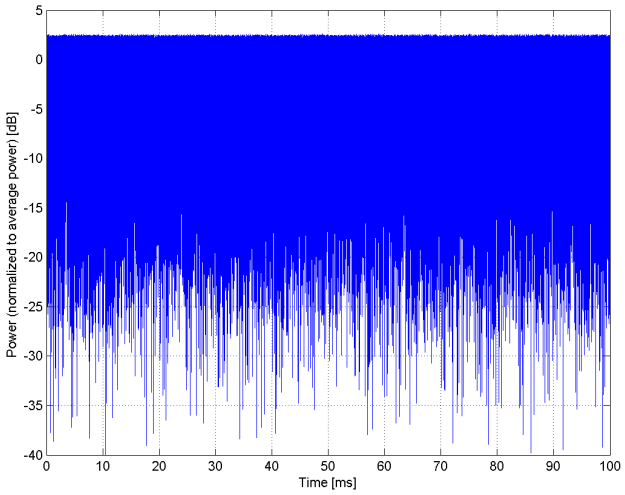

Time Domain

Calibration Laboratory of
Schmid & Partner
Engineering AG
Zeughausstrasse 43, 8004 Zurich, Switzerland

Name:	**LTE-TDD (SC-FDMA, 1 RB, 1.4 MHz, QPSK, UL Subframe=2,3,4,7,8,9)**
Group:	LTE-TDD
UID:	10461-AAB
PAR: [1]	**7.82 dB**
MIF: [2]	**-3.41 dB**
Standard Reference:	3GPP / ETSI TS 136.101 V8.4.0 3GPP / ETSI TS 136.213 V8.4.0 FCC OET KDB 941225 D05 SAR for LTE Devices v01
Category:	Random amplitude modulation
Modulation:	QPSK
Frequency Band:	Band 35, E-UTRA/TDD (1850.0 - 1910.0 MHz) Band 36, E-UTRA/TDD (1930.0 - 1990.0 MHz) Band 53, E-UTRA/FDD (2483.5 - 2495.0 MHz) Validation band (0.0 - 6000.0 MHz)
Detailed Specification:	Modulation Scheme: SC-FDMA Uplink-downlink configuration: 0 Special Subframe configuration: 7 Number of Frames: 1 Settings for UL Subframe: 2,3,4,7,8,9 Number of PUSCHs: 1 Modulation Scheme: QPSK Allocated RB: 1 Start Number of RB: 3 Data Type: PN9fix
Bandwidth:	1.4 MHz
Integration Time:	10.0 ms

1 PAR (0.1%) in accordance with FCC KDB 971168, Section 6.0 "'Measurement of the Peak-to-Average Power Ratio (PAPR)'"
2 Modulation Interference Factor (MIF) value valid only in conjunction with advanced probe response linearization calibration for the same communication system (same UID and version).

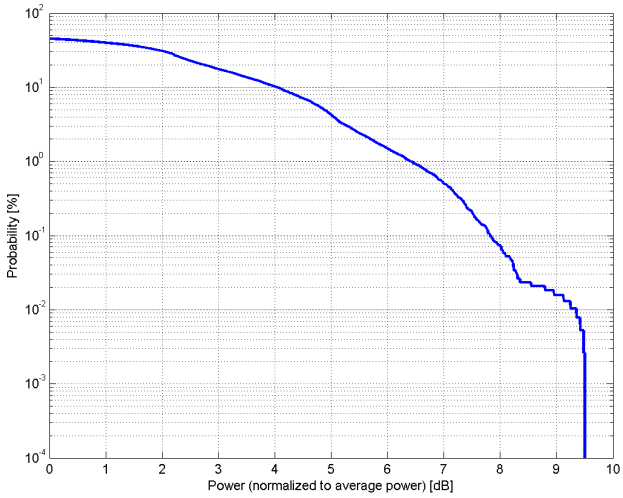

Complementary Cumulative Distribution Function (CCDF)

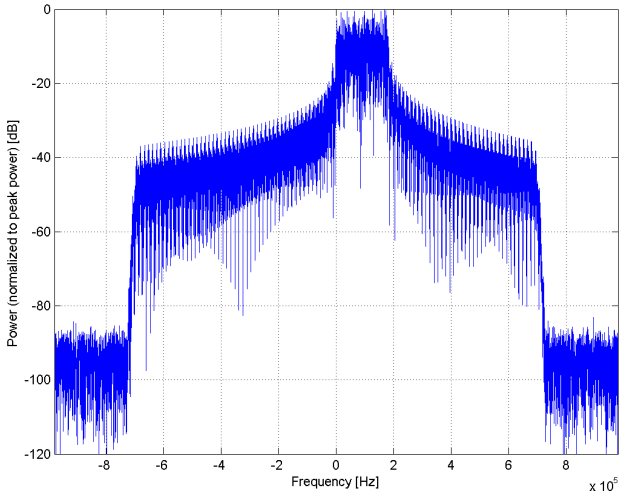

Frequency Domain

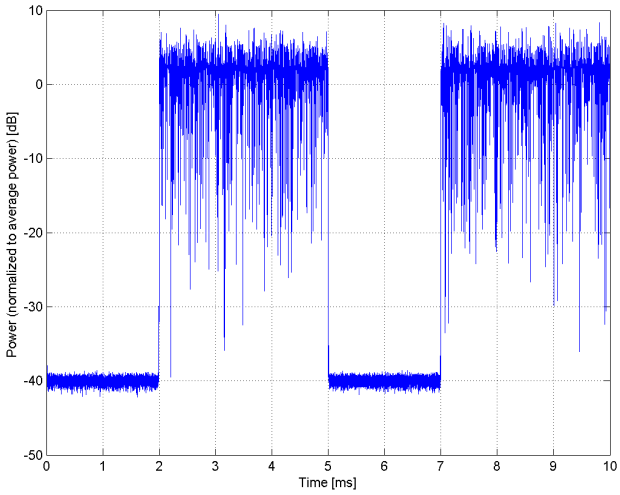

Time Domain

Calibration Laboratory of
Schmid & Partner
Engineering AG
Zeughausstrasse 43, 8004 Zurich, Switzerland

Name:	**LTE-TDD (SC-FDMA, 1 RB, 1.4 MHz, 16-QAM, UL Subframe=2,3,4,7,8,9)**
Group:	LTE-TDD
UID:	10462-AAB
PAR: [1]	**8.30 dB**
MIF: [2]	**-3.17 dB**
Standard Reference:	3GPP / ETSI TS 136.101 V8.4.0 3GPP / ETSI TS 136.213 V8.4.0 FCC OET KDB 941225 D05 SAR for LTE Devices v01
Category:	Random amplitude modulation
Modulation:	16-QAM
Frequency Band:	Band 35, E-UTRA/TDD (1850.0 - 1910.0 MHz) Band 36, E-UTRA/TDD (1930.0 - 1990.0 MHz) Band 53, E-UTRA/FDD (2483.5 - 2495.0 MHz) Validation band (0.0 - 6000.0 MHz)
Detailed Specification:	Modulation Scheme: SC-FDMA Uplink-downlink configuration: 0 Special Subframe configuration: 7 Number of Frames: 1 Settings for UL Subframe: 2,3,4,7,8,9 Number of PUSCHs: 1 Modulation Scheme: QPSK Allocated RB: 1 Start Number of RB: 3 Data Type: PN9fix
Bandwidth:	1.4 MHz
Integration Time:	10.0 ms

1 PAR (0.1%) in accordance with FCC KDB 971168, Section 6.0 "'Measurement of the Peak-to-Average Power Ratio (PAPR)'"
2 Modulation Interference Factor (MIF) value valid only in conjunction with advanced probe response linearization calibration for the same communication system (same UID and version).

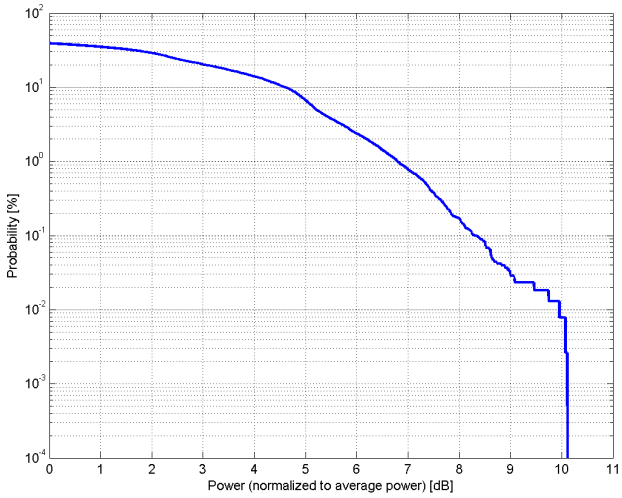

Complementary Cumulative Distribution Function (CCDF)

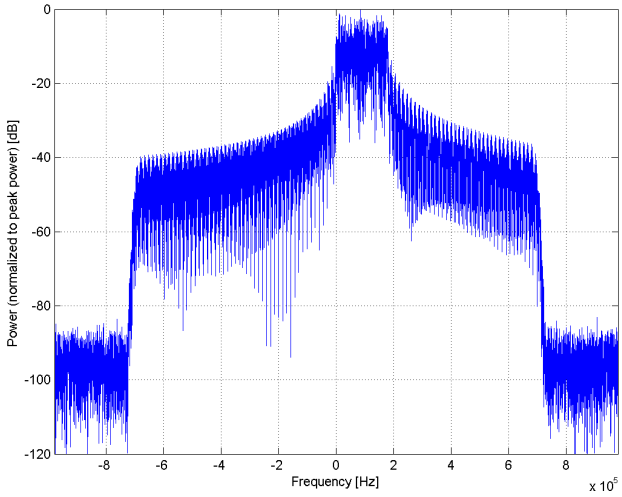

Frequency Domain

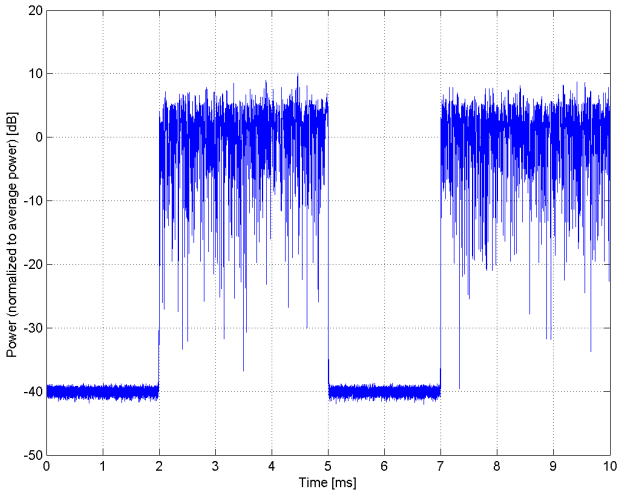

Time Domain

Calibration Laboratory of
Schmid & Partner
Engineering AG
Zeughausstrasse 43, 8004 Zurich, Switzerland

Name:	**LTE-TDD (SC-FDMA, 1 RB, 1.4 MHz, 64-QAM, UL Subframe=2,3,4,7,8,9)**
Group:	LTE-TDD
UID:	10463-AAB
PAR: [1]	**8.56 dB**
MIF: [2]	**-3.31 dB**
Standard Reference:	3GPP / ETSI TS 136.101 V8.4.0 3GPP / ETSI TS 136.213 V8.4.0 FCC OET KDB 941225 D05 SAR for LTE Devices v01
Category:	Random amplitude modulation
Modulation:	64-QAM
Frequency Band:	Band 35, E-UTRA/TDD (1850.0 - 1910.0 MHz) Band 36, E-UTRA/TDD (1930.0 - 1990.0 MHz) Band 53, E-UTRA/FDD (2483.5 - 2495.0 MHz) Validation band (0.0 - 6000.0 MHz)
Detailed Specification:	Modulation Scheme: SC-FDMA Uplink-downlink configuration: 0 Special Subframe configuration: 7 Number of Frames: 1 Settings for UL Subframe: 2,3,4,7,8,9 Number of PUSCHs: 1 Modulation Scheme: QPSK Allocated RB: 1 Start Number of RB: 3 Data Type: PN9fix
Bandwidth:	1.4 MHz
Integration Time:	10.0 ms

1 PAR (0.1%) in accordance with FCC KDB 971168, Section 6.0 "'Measurement of the Peak-to-Average Power Ratio (PAPR)'"
2 Modulation Interference Factor (MIF) value valid only in conjunction with advanced probe response linearization calibration for the same communication system (same UID and version).

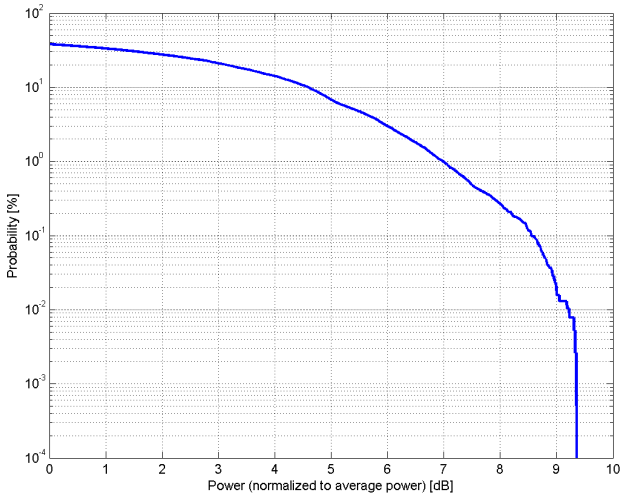

Complementary Cumulative Distribution Function (CCDF)

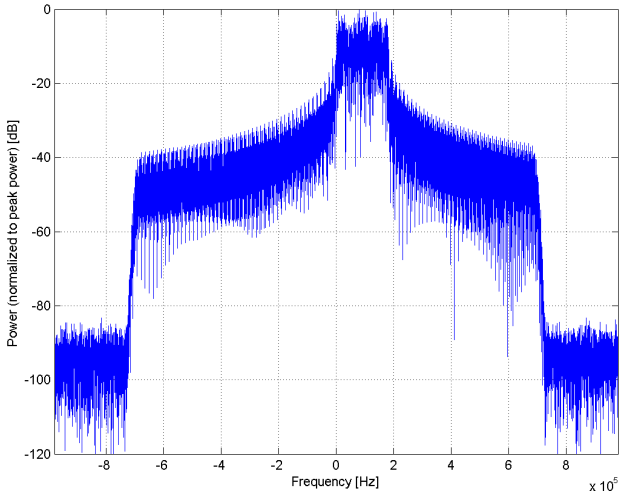

Frequency Domain

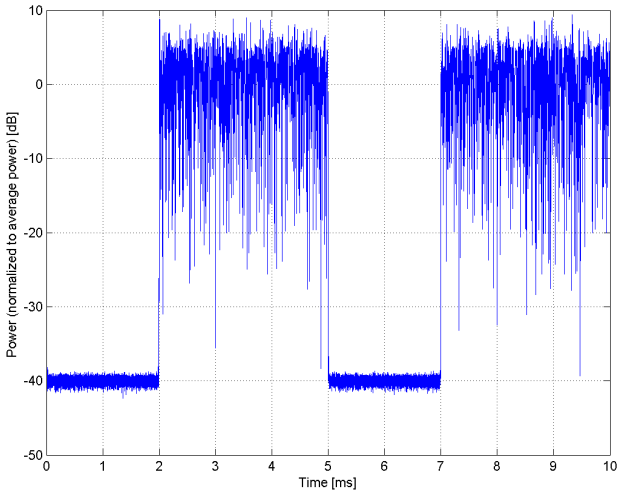

Time Domain

Calibration Laboratory of
Schmid & Partner
Engineering AG
Zeughausstrasse 43, 8004 Zurich, Switzerland

Name:	**LTE-TDD (SC-FDMA, 1 RB, 3 MHz, QPSK, UL Subframe=2,3,4,7,8,9)**
Group:	LTE-TDD
UID:	10464-AAC
PAR: [1]	**7.82 dB**
MIF: [2]	**-3.41 dB**
Standard Reference:	3GPP / ETSI TS 136.101 V8.4.0 3GPP / ETSI TS 136.213 V8.4.0 FCC OET KDB 941225 D05 SAR for LTE Devices v01
Category:	Random amplitude modulation
Modulation:	QPSK
Frequency Band:	Band 35, E-UTRA/TDD (1850.0 - 1910.0 MHz) Band 36, E-UTRA/TDD (1930.0 - 1990.0 MHz) Band 44, E-UTRA/TDD (703.0 - 803.0 MHz) Band 50, E-UTRA/TDD (1432.0 - 1517.0 MHz) Band 51, E-UTRA/TDD (1427.0 - 1432.0 MHz) Band 53, E-UTRA/FDD (2483.5 - 2495.0 MHz) Validation band (0.0 - 6000.0 MHz)
Detailed Specification:	Modulation Scheme: SC-FDMA Uplink-downlink configuration: 0 Special Subframe configuration: 7 Number of Frames: 1 Settings for UL Subframe: 2,3,4,7,8,9 Number of PUSCHs: 1 Modulation Scheme: QPSK Allocated RB: 1 Start Number of RB: 7 Data Type: PN9fix
Bandwidth:	3.0 MHz
Integration Time:	10.0 ms

1 PAR (0.1%) in accordance with FCC KDB 971168, Section 6.0 "'Measurement of the Peak-to-Average Power Ratio (PAPR)'"
2 Modulation Interference Factor (MIF) value valid only in conjunction with advanced probe response linearization calibration for the same communication system (same UID and version).

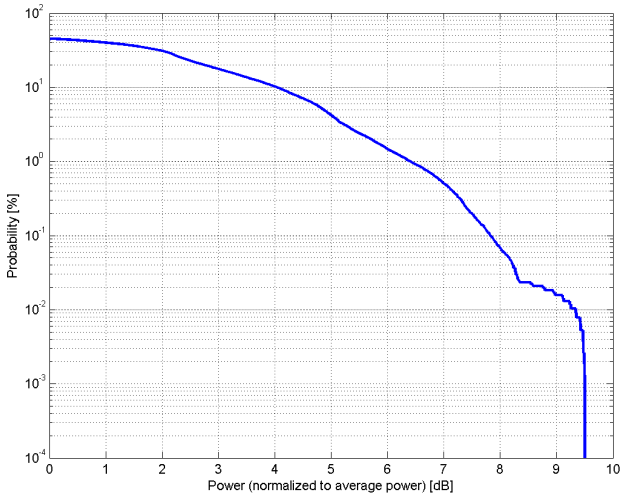

Complementary Cumulative Distribution Function (CCDF)

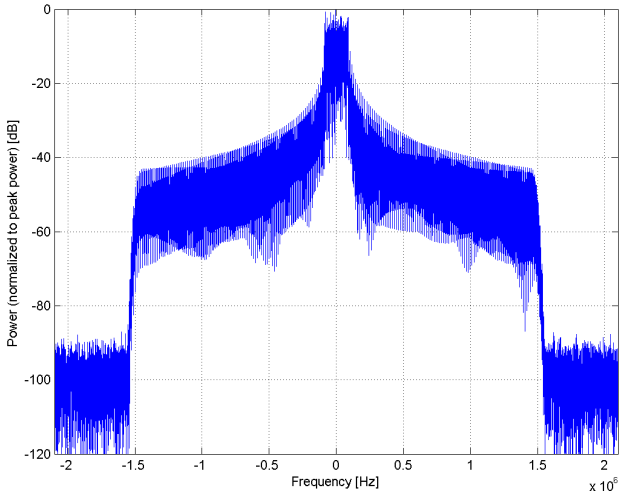

Frequency Domain

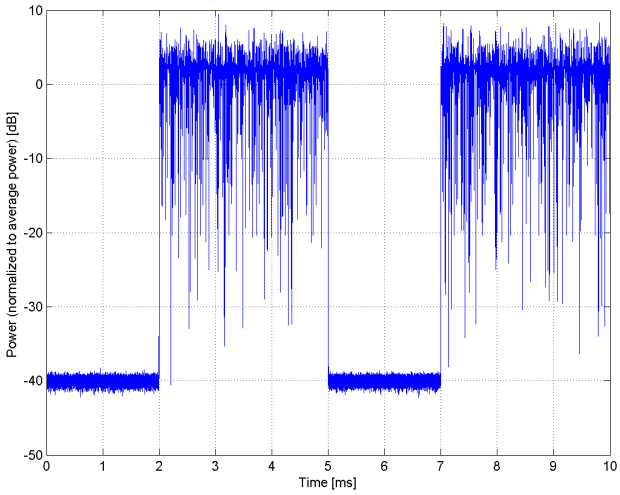

Time Domain

Calibration Laboratory of
Schmid & Partner
Engineering AG
Zeughausstrasse 43, 8004 Zurich, Switzerland

Name:	**LTE-TDD (SC-FDMA, 1 RB, 3 MHz, 16-QAM, UL Subframe=2,3,4,7,8,9)**
Group:	LTE-TDD
UID:	10465-AAC
PAR: [1]	**8.32 dB**
MIF: [2]	**-3.18 dB**
Standard Reference:	3GPP / ETSI TS 136.101 V8.4.0 3GPP / ETSI TS 136.213 V8.4.0 FCC OET KDB 941225 D05 SAR for LTE Devices v01
Category:	Random amplitude modulation
Modulation:	16-QAM
Frequency Band:	Band 35, E-UTRA/TDD (1850.0 - 1910.0 MHz) Band 36, E-UTRA/TDD (1930.0 - 1990.0 MHz) Band 44, E-UTRA/TDD (703.0 - 803.0 MHz) Band 50, E-UTRA/TDD (1432.0 - 1517.0 MHz) Band 51, E-UTRA/TDD (1427.0 - 1432.0 MHz) Band 53, E-UTRA/FDD (2483.5 - 2495.0 MHz) Validation band (0.0 - 6000.0 MHz)
Detailed Specification:	Modulation Scheme: SC-FDMA Uplink-downlink configuration: 0 Special Subframe configuration: 7 Number of Frames: 1 Settings for UL Subframe: 2,3,4,7,8,9 Number of PUSCHs: 1 Modulation Scheme: QPSK Allocated RB: 1 Start Number of RB: 7 Data Type: PN9fix
Bandwidth:	3.0 MHz
Integration Time:	10.0 ms

[1] PAR (0.1%) in accordance with FCC KDB 971168, Section 6.0 "'Measurement of the Peak-to-Average Power Ratio (PAPR)'"
[2] Modulation Interference Factor (MIF) value valid only in conjunction with advanced probe response linearization calibration for the same communication system (same UID and version).

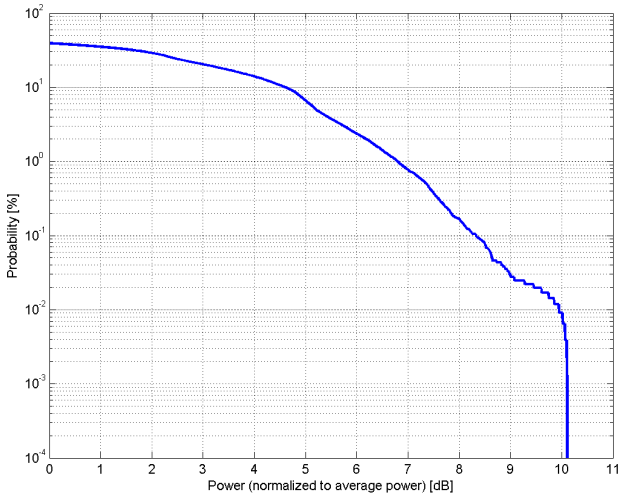

Complementary Cumulative Distribution Function (CCDF)

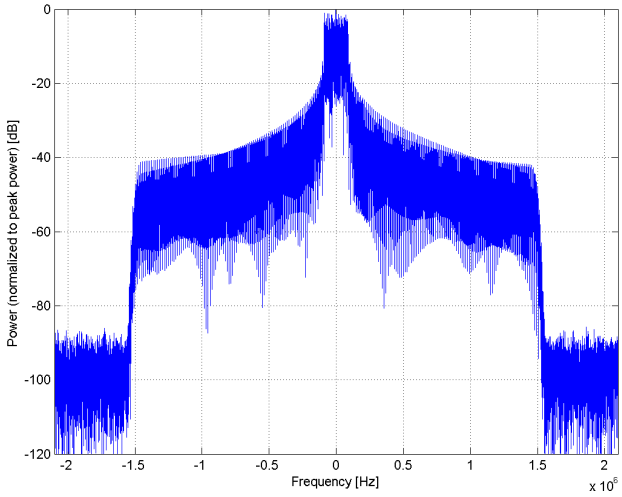

Frequency Domain

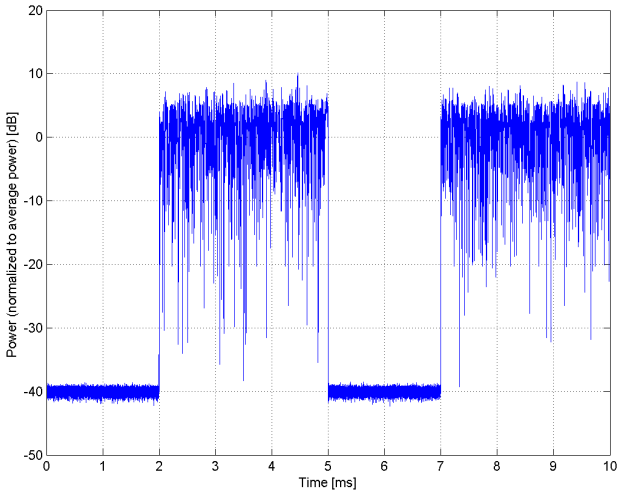

Time Domain

Calibration Laboratory of
Schmid & Partner
Engineering AG
Zeughausstrasse 43, 8004 Zurich, Switzerland

Name:	**LTE-TDD (SC-FDMA, 1 RB, 3 MHz, 64-QAM, UL Subframe=2,3,4,7,8,9)**
Group:	LTE-TDD
UID:	10466-AAC
PAR: [1]	**8.57 dB**
MIF: [2]	**-3.31 dB**
Standard Reference:	3GPP / ETSI TS 136.101 V8.4.0 3GPP / ETSI TS 136.213 V8.4.0 FCC OET KDB 941225 D05 SAR for LTE Devices v01
Category:	Random amplitude modulation
Modulation:	64-QAM
Frequency Band:	Band 35, E-UTRA/TDD (1850.0 - 1910.0 MHz) Band 36, E-UTRA/TDD (1930.0 - 1990.0 MHz) Band 44, E-UTRA/TDD (703.0 - 803.0 MHz) Band 50, E-UTRA/TDD (1432.0 - 1517.0 MHz) Band 51, E-UTRA/TDD (1427.0 - 1432.0 MHz) Band 53, E-UTRA/FDD (2483.5 - 2495.0 MHz) Validation band (0.0 - 6000.0 MHz)
Detailed Specification:	Modulation Scheme: SC-FDMA Uplink-downlink configuration: 0 Special Subframe configuration: 7 Number of Frames: 1 Settings for UL Subframe: 2,3,4,7,8,9 Number of PUSCHs: 1 Modulation Scheme: QPSK Allocated RB: 1 Start Number of RB: 7 Data Type: PN9fix
Bandwidth:	3.0 MHz
Integration Time:	10.0 ms

1 PAR (0.1%) in accordance with FCC KDB 971168, Section 6.0 "'Measurement of the Peak-to-Average Power Ratio (PAPR)'"
2 Modulation Interference Factor (MIF) value valid only in conjunction with advanced probe response linearization calibration for the same communication system (same UID and version).

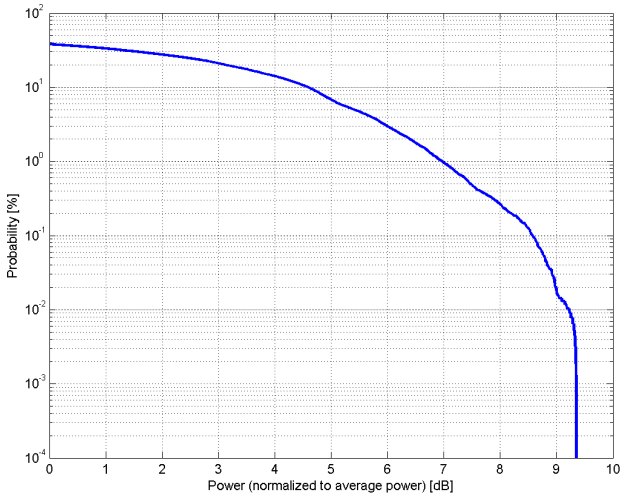

Complementary Cumulative Distribution Function (CCDF)

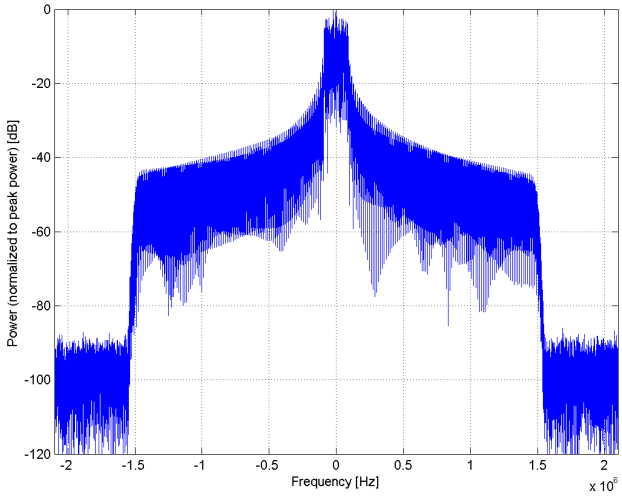

Frequency Domain

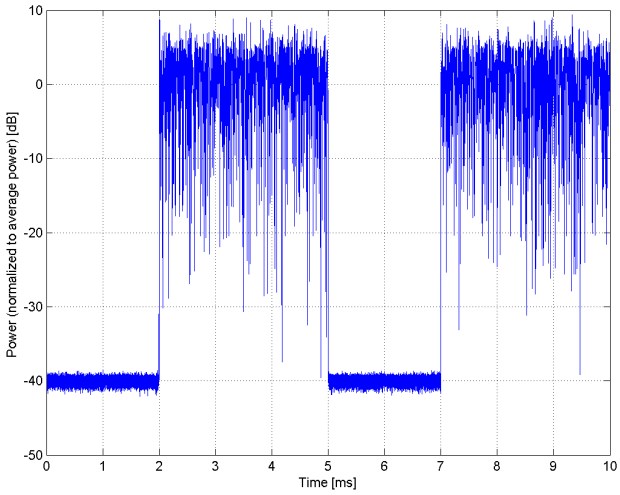

Time Domain

Calibration Laboratory of
Schmid & Partner
Engineering AG
Zeughausstrasse 43, 8004 Zurich, Switzerland

Name:	**LTE-TDD (SC-FDMA, 1 RB, 5 MHz, QPSK, UL Subframe=2,3,4,7,8,9)**
Group:	LTE-TDD
UID:	10467-AAF
PAR: [1]	**7.82 dB**
MIF: [2]	**-3.41 dB**
Standard Reference:	3GPP / ETSI TS 136.101 V8.4.0 3GPP / ETSI TS 136.213 V8.4.0 FCC OET KDB 941225 D05 SAR for LTE Devices v01
Category:	Random amplitude modulation
Modulation:	QPSK
Frequency Band:	Band 33, E-UTRA/TDD (1900.0 - 1920.0 MHz) Band 34, E-UTRA/TDD (2010.0 - 2025.0 MHz) Band 35, E-UTRA/TDD (1850.0 - 1910.0 MHz) Band 36, E-UTRA/TDD (1930.0 - 1990.0 MHz) Band 37, E-UTRA/TDD (1910.0 - 1930.0 MHz) Band 38, E-UTRA/TDD (2570.0 - 2620.0 MHz) Band 39, E-UTRA/TDD (1880.0 - 1920.0 MHz) Band 40, E-UTRA/TDD (2300.0 - 2400.0 MHz) Band 41, E-UTRA/TDD (2496.0 - 2690.0 MHz) Band 42, E-UTRA/TDD (3400.0 - 3600.0 MHz) Band 43, E-UTRA/TDD (3600.0 - 3800.0 MHz) Band 44, E-UTRA/TDD (703.0 - 803.0 MHz) Band 45, E-UTRA/FDD (1447.0 - 1467.0 MHz) Band 48, E-UTRA/TDD (3550.0 - 3700.0 MHz) Band 50, E-UTRA/TDD (1432.0 - 1517.0 MHz) Band 51, E-UTRA/TDD (1427.0 - 1432.0 MHz) Band 52, E-UTRA/FDD (3300.0 - 3400.0 MHz) Band 53, E-UTRA/FDD (2483.5 - 2495.0 MHz) Validation band (0.0 - 6000.0 MHz)
Detailed Specification:	Modulation Scheme: SC-FDMA Uplink-downlink configuration: 0 Special Subframe configuration: 7 Number of Frames: 1 Settings for UL Subframe: 2,3,4,7,8,9 Number of PUSCHs: 1 Modulation Scheme: QPSK Allocated RB: 1 Start Number of RB: 12 Data Type: PN9fix
Bandwidth:	5.0 MHz
Integration Time:	10.0 ms

[1] PAR (0.1%) in accordance with FCC KDB 971168, Section 6.0 "'Measurement of the Peak-to-Average Power Ratio (PAPR)'"
[2] Modulation Interference Factor (MIF) value valid only in conjunction with advanced probe response linearization calibration for the same communication system (same UID and version).

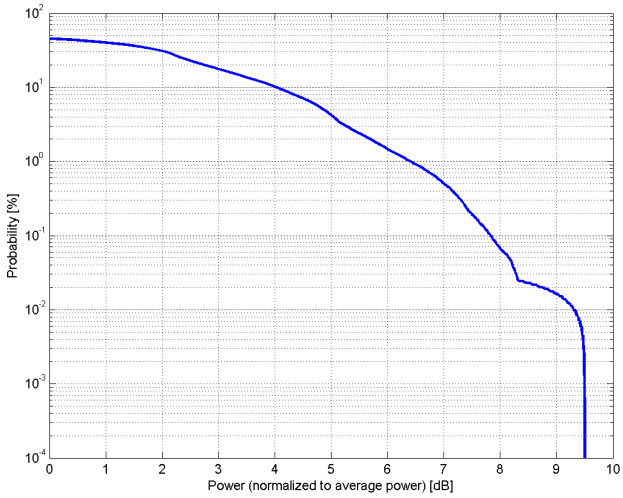

Complementary Cumulative Distribution Function (CCDF)

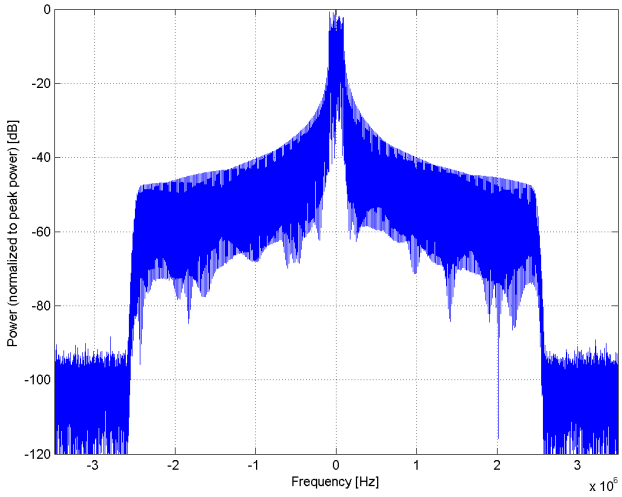

Frequency Domain

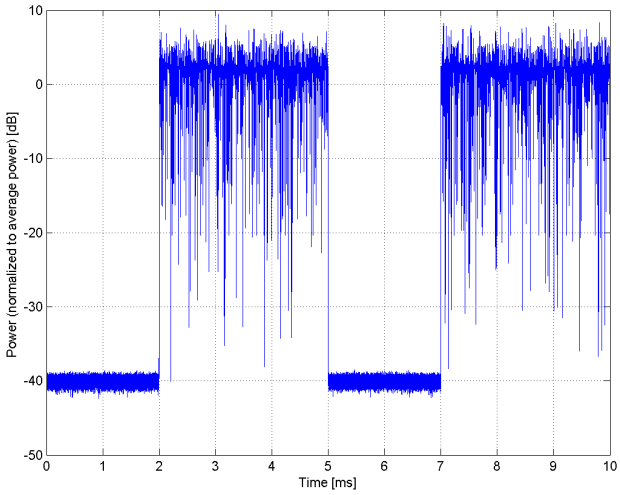

Time Domain

Calibration Laboratory of
Schmid & Partner
Engineering AG
Zeughausstrasse 43, 8004 Zurich, Switzerland

Name:	**LTE-TDD (SC-FDMA, 1 RB, 5 MHz, 16-QAM, UL Subframe=2,3,4,7,8,9)**
Group:	LTE-TDD
UID:	10468-AAF
PAR: [1]	**8.32 dB**
MIF: [2]	**-3.18 dB**
Standard Reference:	3GPP / ETSI TS 136.101 V8.4.0 3GPP / ETSI TS 136.213 V8.4.0 FCC OET KDB 941225 D05 SAR for LTE Devices v01
Category:	Random amplitude modulation
Modulation:	16-QAM
Frequency Band:	Band 33, E-UTRA/TDD (1900.0 - 1920.0 MHz) Band 34, E-UTRA/TDD (2010.0 - 2025.0 MHz) Band 35, E-UTRA/TDD (1850.0 - 1910.0 MHz) Band 36, E-UTRA/TDD (1930.0 - 1990.0 MHz) Band 37, E-UTRA/TDD (1910.0 - 1930.0 MHz) Band 38, E-UTRA/TDD (2570.0 - 2620.0 MHz) Band 39, E-UTRA/TDD (1880.0 - 1920.0 MHz) Band 40, E-UTRA/TDD (2300.0 - 2400.0 MHz) Band 41, E-UTRA/TDD (2496.0 - 2690.0 MHz) Band 42, E-UTRA/TDD (3400.0 - 3600.0 MHz) Band 43, E-UTRA/TDD (3600.0 - 3800.0 MHz) Band 44, E-UTRA/TDD (703.0 - 803.0 MHz) Band 45, E-UTRA/FDD (1447.0 - 1467.0 MHz) Band 48, E-UTRA/TDD (3550.0 - 3700.0 MHz) Band 50, E-UTRA/TDD (1432.0 - 1517.0 MHz) Band 51, E-UTRA/TDD (1427.0 - 1432.0 MHz) Band 52, E-UTRA/FDD (3300.0 - 3400.0 MHz) Band 53, E-UTRA/FDD (2483.5 - 2495.0 MHz) Validation band (0.0 - 6000.0 MHz)
Detailed Specification:	Modulation Scheme: SC-FDMA Uplink-downlink configuration: 0 Special Subframe configuration: 7 Number of Frames: 1 Settings for UL Subframe: 2,3,4,7,8,9 Number of PUSCHs: 1 Modulation Scheme: QPSK Allocated RB: 1 Start Number of RB: 12 Data Type: PN9fix
Bandwidth:	5.0 MHz
Integration Time:	10.0 ms

[1] PAR (0.1%) in accordance with FCC KDB 971168, Section 6.0 "'Measurement of the Peak-to-Average Power Ratio (PAPR)'"
[2] Modulation Interference Factor (MIF) value valid only in conjunction with advanced probe response linearization calibration for the same communication system (same UID and version).

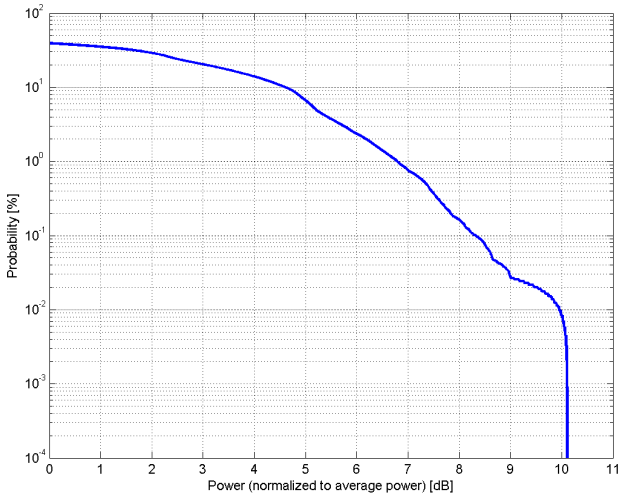

Complementary Cumulative Distribution Function (CCDF)

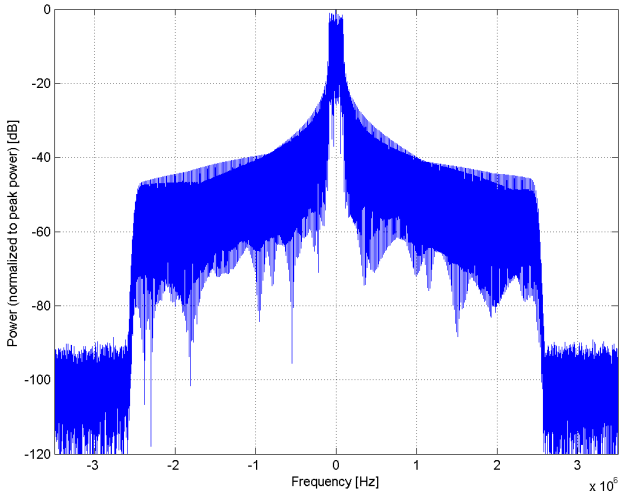

Frequency Domain

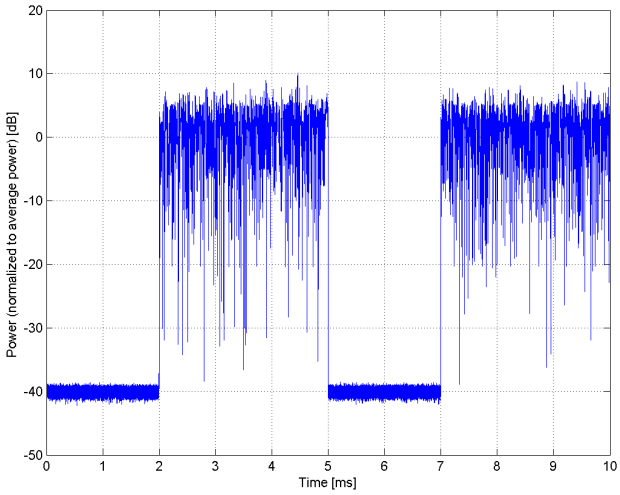

Time Domain

Calibration Laboratory of
Schmid & Partner
Engineering AG
Zeughausstrasse 43, 8004 Zurich, Switzerland

Name:	**LTE-TDD (SC-FDMA, 1 RB, 5 MHz, 64-QAM, UL Subframe=2,3,4,7,8,9)**
Group:	LTE-TDD
UID:	10469-AAF
PAR: [1]	**8.56 dB**
MIF: [2]	**-3.31 dB**
Standard Reference:	3GPP / ETSI TS 136.101 V8.4.0 3GPP / ETSI TS 136.213 V8.4.0 FCC OET KDB 941225 D05 SAR for LTE Devices v01
Category:	Random amplitude modulation
Modulation:	64-QAM
Frequency Band:	Band 33, E-UTRA/TDD (1900.0 - 1920.0 MHz) Band 34, E-UTRA/TDD (2010.0 - 2025.0 MHz) Band 35, E-UTRA/TDD (1850.0 - 1910.0 MHz) Band 36, E-UTRA/TDD (1930.0 - 1990.0 MHz) Band 37, E-UTRA/TDD (1910.0 - 1930.0 MHz) Band 38, E-UTRA/TDD (2570.0 - 2620.0 MHz) Band 39, E-UTRA/TDD (1880.0 - 1920.0 MHz) Band 40, E-UTRA/TDD (2300.0 - 2400.0 MHz) Band 41, E-UTRA/TDD (2496.0 - 2690.0 MHz) Band 42, E-UTRA/TDD (3400.0 - 3600.0 MHz) Band 43, E-UTRA/TDD (3600.0 - 3800.0 MHz) Band 44, E-UTRA/TDD (703.0 - 803.0 MHz) Band 45, E-UTRA/FDD (1447.0 - 1467.0 MHz) Band 48, E-UTRA/TDD (3550.0 - 3700.0 MHz) Band 50, E-UTRA/TDD (1432.0 - 1517.0 MHz) Band 51, E-UTRA/TDD (1427.0 - 1432.0 MHz) Band 52, E-UTRA/FDD (3300.0 - 3400.0 MHz) Band 53, E-UTRA/FDD (2483.5 - 2495.0 MHz) Validation band (0.0 - 6000.0 MHz)
Detailed Specification:	Modulation Scheme: SC-FDMA Uplink-downlink configuration: 0 Special Subframe configuration: 7 Number of Frames: 1 Settings for UL Subframe: 2,3,4,7,8,9 Number of PUSCHs: 1 Modulation Scheme: QPSK Allocated RB: 1 Start Number of RB: 12 Data Type: PN9fix
Bandwidth:	5.0 MHz
Integration Time:	10.0 ms

[1] PAR (0.1%) in accordance with FCC KDB 971168, Section 6.0 "'Measurement of the Peak-to-Average Power Ratio (PAPR)'"
[2] Modulation Interference Factor (MIF) value valid only in conjunction with advanced probe response linearization calibration for the same communication system (same UID and version).

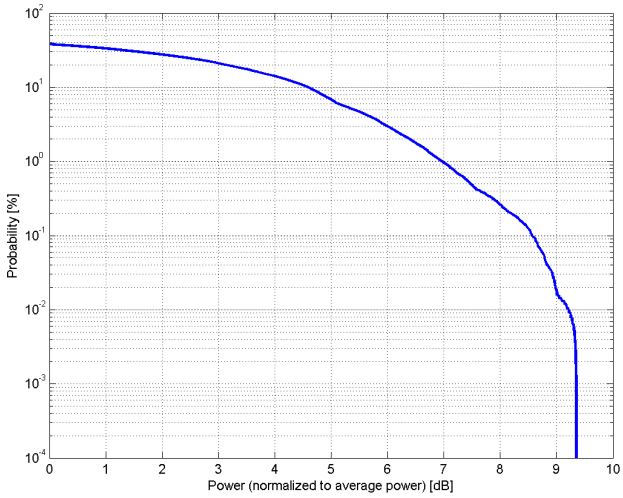

Complementary Cumulative Distribution Function (CCDF)

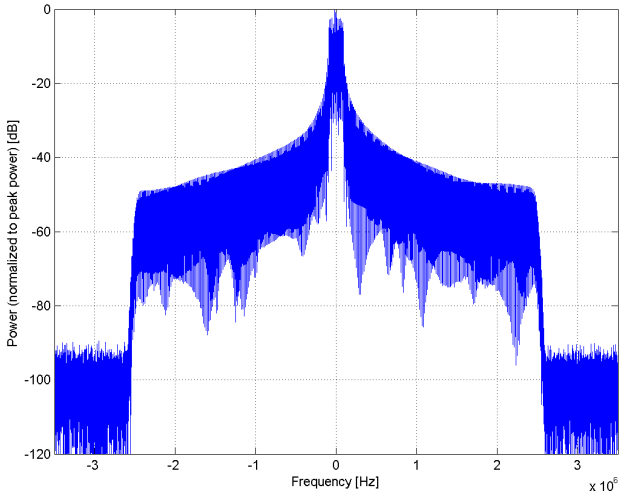

Frequency Domain

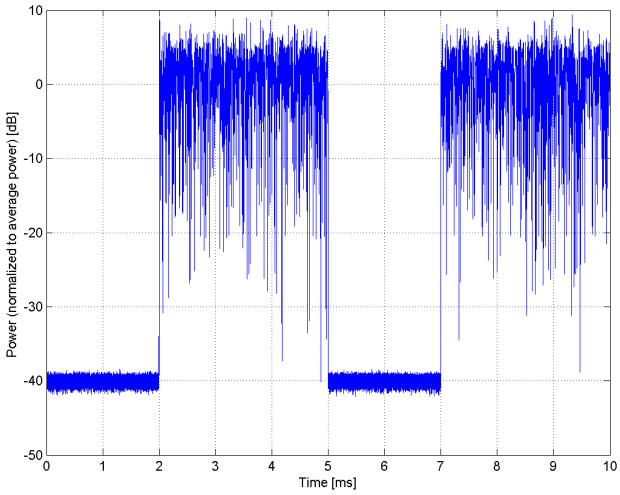

Time Domain

Calibration Laboratory of
Schmid & Partner
Engineering AG
Zeughausstrasse 43, 8004 Zurich, Switzerland

Name:	**LTE-TDD (SC-FDMA, 1 RB, 10 MHz, QPSK, UL Subframe=2,3,4,7,8,9)**
Group:	LTE-TDD
UID:	10470-AAF
PAR: [1]	**7.82 dB**
MIF: [2]	**-3.41 dB**
Standard Reference:	3GPP / ETSI TS 136.101 V8.4.0 3GPP / ETSI TS 136.213 V8.4.0 FCC OET KDB 941225 D05 SAR for LTE Devices v01
Category:	Random amplitude modulation
Modulation:	QPSK
Frequency Band:	Band 33, E-UTRA/TDD (1900.0 - 1920.0 MHz) Band 34, E-UTRA/TDD (2010.0 - 2025.0 MHz) Band 35, E-UTRA/TDD (1850.0 - 1910.0 MHz) Band 36, E-UTRA/TDD (1930.0 - 1990.0 MHz) Band 37, E-UTRA/TDD (1910.0 - 1930.0 MHz) Band 38, E-UTRA/TDD (2570.0 - 2620.0 MHz) Band 39, E-UTRA/TDD (1880.0 - 1920.0 MHz) Band 40, E-UTRA/TDD (2300.0 - 2400.0 MHz) Band 41, E-UTRA/TDD (2496.0 - 2690.0 MHz) Band 42, E-UTRA/TDD (3400.0 - 3600.0 MHz) Band 43, E-UTRA/TDD (3600.0 - 3800.0 MHz) Band 44, E-UTRA/TDD (703.0 - 803.0 MHz) Band 45, E-UTRA/FDD (1447.0 - 1467.0 MHz) Band 46, E-UTRA/FDD (5150.0 - 5925.0 MHz) Band 47, E-UTRA/TDD (5855.0 - 5925.0 MHz) Band 48, E-UTRA/TDD (3550.0 - 3700.0 MHz) Band 49, E-UTRA/TDD (3550.0 - 3700.0 MHz) Band 50, E-UTRA/TDD (1432.0 - 1517.0 MHz) Band 52, E-UTRA/FDD (3300.0 - 3400.0 MHz) Band 53, E-UTRA/FDD (2483.5 - 2495.0 MHz) Validation band (0.0 - 6000.0 MHz)
Detailed Specification:	Modulation Scheme: SC-FDMA Uplink-downlink configuration: 0 Special Subframe configuration: 7 Number of Frames: 1 Settings for UL Subframe: 2,3,4,7,8,9 Number of PUSCHs: 1 Modulation Scheme: QPSK Allocated RB: 1 Start Number of RB: 25 Data Type: PN9fix
Bandwidth:	10.0 MHz
Integration Time:	10.0 ms

[1] PAR (0.1%) in accordance with FCC KDB 971168, Section 6.0 "'Measurement of the Peak-to-Average Power Ratio (PAPR)'"
[2] Modulation Interference Factor (MIF) value valid only in conjunction with advanced probe response linearization calibration for the same communication system (same UID and version).

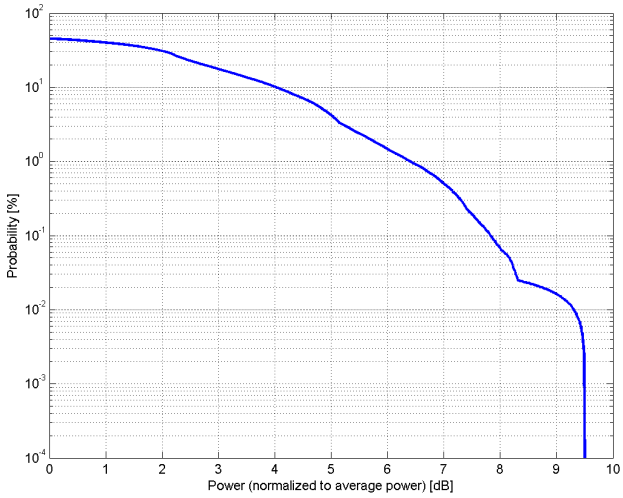

Complementary Cumulative Distribution Function (CCDF)

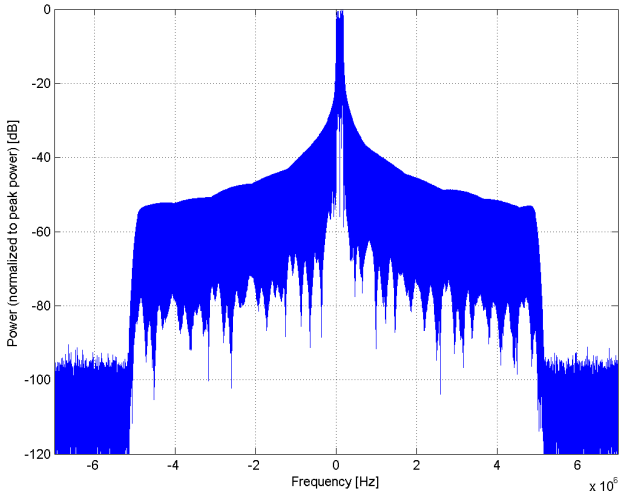

Frequency Domain

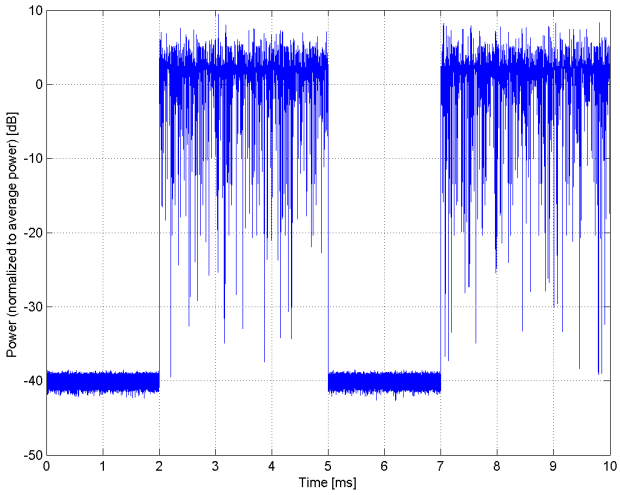

Time Domain

Calibration Laboratory of
Schmid & Partner
Engineering AG
Zeughausstrasse 43, 8004 Zurich, Switzerland

Name:	**LTE-TDD (SC-FDMA, 1 RB, 10 MHz, 16-QAM, UL Subframe=2,3,4,7,8,9)**
Group:	LTE-TDD
UID:	10471-AAF
PAR: [1]	**8.32 dB**
MIF: [2]	**-3.17 dB**
Standard Reference:	3GPP / ETSI TS 136.101 V8.4.0 3GPP / ETSI TS 136.213 V8.4.0 FCC OET KDB 941225 D05 SAR for LTE Devices v01
Category:	Random amplitude modulation
Modulation:	16-QAM
Frequency Band:	Band 33, E-UTRA/TDD (1900.0 - 1920.0 MHz) Band 34, E-UTRA/TDD (2010.0 - 2025.0 MHz) Band 35, E-UTRA/TDD (1850.0 - 1910.0 MHz) Band 36, E-UTRA/TDD (1930.0 - 1990.0 MHz) Band 37, E-UTRA/TDD (1910.0 - 1930.0 MHz) Band 38, E-UTRA/TDD (2570.0 - 2620.0 MHz) Band 39, E-UTRA/TDD (1880.0 - 1920.0 MHz) Band 40, E-UTRA/TDD (2300.0 - 2400.0 MHz) Band 41, E-UTRA/TDD (2496.0 - 2690.0 MHz) Band 42, E-UTRA/TDD (3400.0 - 3600.0 MHz) Band 43, E-UTRA/TDD (3600.0 - 3800.0 MHz) Band 44, E-UTRA/TDD (703.0 - 803.0 MHz) Band 45, E-UTRA/FDD (1447.0 - 1467.0 MHz) Band 46, E-UTRA/FDD (5150.0 - 5925.0 MHz) Band 47, E-UTRA/TDD (5855.0 - 5925.0 MHz) Band 48, E-UTRA/TDD (3550.0 - 3700.0 MHz) Band 49, E-UTRA/TDD (3550.0 - 3700.0 MHz) Band 50, E-UTRA/TDD (1432.0 - 1517.0 MHz) Band 52, E-UTRA/FDD (3300.0 - 3400.0 MHz) Band 53, E-UTRA/FDD (2483.5 - 2495.0 MHz) Validation band (0.0 - 6000.0 MHz)
Detailed Specification:	Modulation Scheme: SC-FDMA Uplink-downlink configuration: 0 Special Subframe configuration: 7 Number of Frames: 1 Settings for UL Subframe: 2,3,4,7,8,9 Number of PUSCHs: 1 Modulation Scheme: QPSK Allocated RB: 1 Start Number of RB: 25 Data Type: PN9fix
Bandwidth:	10.0 MHz
Integration Time:	10.0 ms

[1] PAR (0.1%) in accordance with FCC KDB 971168, Section 6.0 "'Measurement of the Peak-to-Average Power Ratio (PAPR)'"
[2] Modulation Interference Factor (MIF) value valid only in conjunction with advanced probe response linearization calibration for the same communication system (same UID and version).

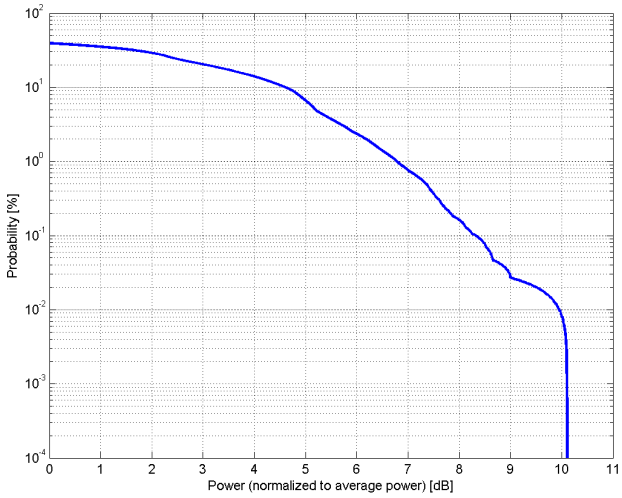

Complementary Cumulative Distribution Function (CCDF)

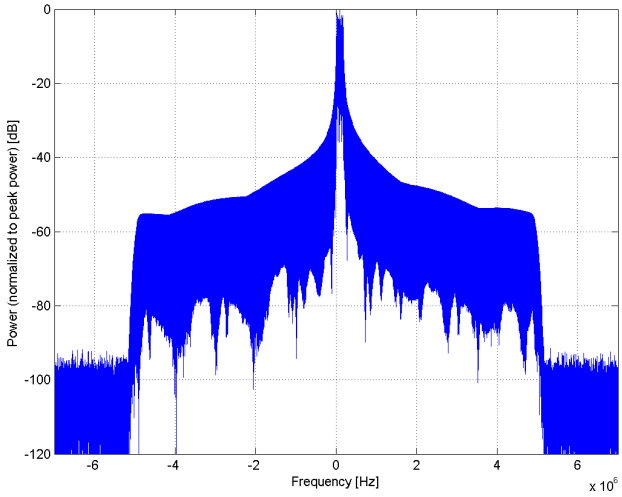

Frequency Domain

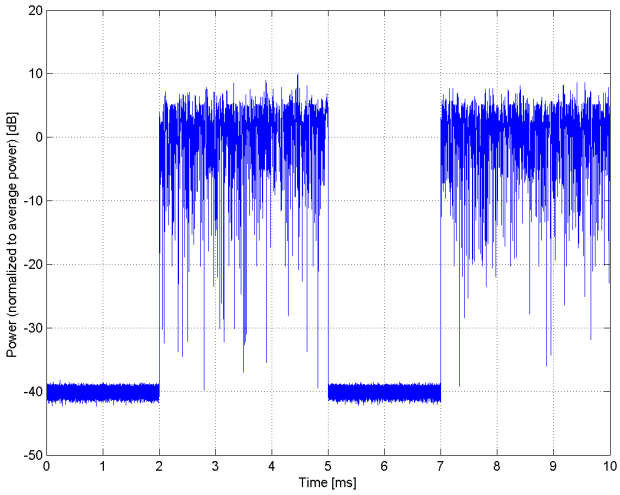

Time Domain

Calibration Laboratory of
Schmid & Partner
Engineering AG
Zeughausstrasse 43, 8004 Zurich, Switzerland

Name:	**LTE-TDD (SC-FDMA, 1 RB, 10 MHz, 64-QAM, UL Subframe=2,3,4,7,8,9)**
Group:	LTE-TDD
UID:	10472-AAF
PAR: [1]	**8.57 dB**
MIF: [2]	**-3.31 dB**
Standard Reference:	3GPP / ETSI TS 136.101 V8.4.0 3GPP / ETSI TS 136.213 V8.4.0 FCC OET KDB 941225 D05 SAR for LTE Devices v01
Category:	Random amplitude modulation
Modulation:	64-QAM
Frequency Band:	Band 33, E-UTRA/TDD (1900.0 - 1920.0 MHz) Band 34, E-UTRA/TDD (2010.0 - 2025.0 MHz) Band 35, E-UTRA/TDD (1850.0 - 1910.0 MHz) Band 36, E-UTRA/TDD (1930.0 - 1990.0 MHz) Band 37, E-UTRA/TDD (1910.0 - 1930.0 MHz) Band 38, E-UTRA/TDD (2570.0 - 2620.0 MHz) Band 39, E-UTRA/TDD (1880.0 - 1920.0 MHz) Band 40, E-UTRA/TDD (2300.0 - 2400.0 MHz) Band 41, E-UTRA/TDD (2496.0 - 2690.0 MHz) Band 42, E-UTRA/TDD (3400.0 - 3600.0 MHz) Band 43, E-UTRA/TDD (3600.0 - 3800.0 MHz) Band 44, E-UTRA/TDD (703.0 - 803.0 MHz) Band 45, E-UTRA/FDD (1447.0 - 1467.0 MHz) Band 46, E-UTRA/FDD (5150.0 - 5925.0 MHz) Band 47, E-UTRA/TDD (5855.0 - 5925.0 MHz) Band 48, E-UTRA/TDD (3550.0 - 3700.0 MHz) Band 49, E-UTRA/TDD (3550.0 - 3700.0 MHz) Band 50, E-UTRA/TDD (1432.0 - 1517.0 MHz) Band 52, E-UTRA/FDD (3300.0 - 3400.0 MHz) Band 53, E-UTRA/FDD (2483.5 - 2495.0 MHz) Validation band (0.0 - 6000.0 MHz)
Detailed Specification:	Modulation Scheme: SC-FDMA Uplink-downlink configuration: 0 Special Subframe configuration: 7 Number of Frames: 1 Settings for UL Subframe: 2,3,4,7,8,9 Number of PUSCHs: 1 Modulation Scheme: QPSK Allocated RB: 1 Start Number of RB: 25 Data Type: PN9fix
Bandwidth:	10.0 MHz
Integration Time:	10.0 ms

[1] PAR (0.1%) in accordance with FCC KDB 971168, Section 6.0 "'Measurement of the Peak-to-Average Power Ratio (PAPR)'"
[2] Modulation Interference Factor (MIF) value valid only in conjunction with advanced probe response linearization calibration for the same communication system (same UID and version).

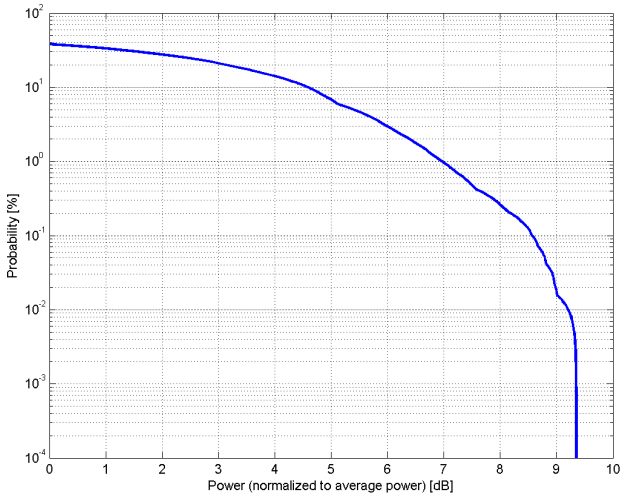

Complementary Cumulative Distribution Function (CCDF)

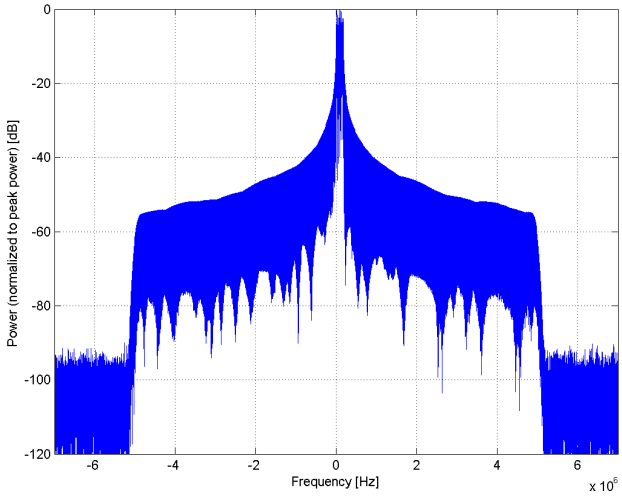

Frequency Domain

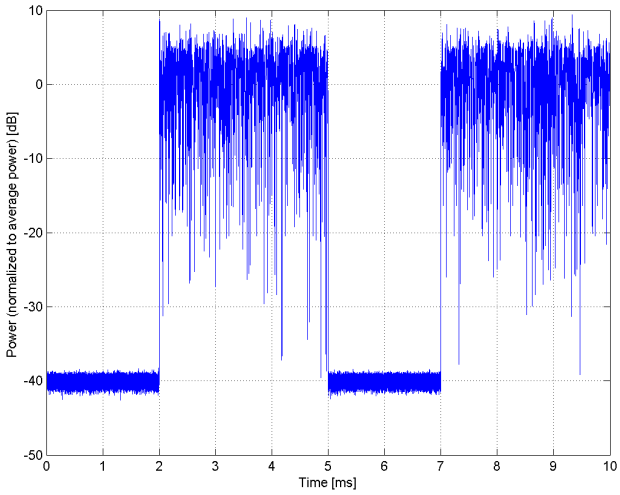

Time Domain

Calibration Laboratory of
Schmid & Partner
Engineering AG
Zeughausstrasse 43, 8004 Zurich, Switzerland

Name:	**LTE-TDD (SC-FDMA, 1 RB, 15 MHz, QPSK, UL Subframe=2,3,4,7,8,9)**
Group:	LTE-TDD
UID:	10473-AAE
PAR: [1]	**7.82 dB**
MIF: [2]	**-3.41 dB**
Standard Reference:	3GPP / ETSI TS 136.101 V8.4.0 3GPP / ETSI TS 136.213 V8.4.0 FCC OET KDB 941225 D05 SAR for LTE Devices v01
Category:	Random amplitude modulation
Modulation:	QPSK
Frequency Band:	Band 33, E-UTRA/TDD (1900.0 - 1920.0 MHz) Band 34, E-UTRA/TDD (2010.0 - 2025.0 MHz) Band 35, E-UTRA/TDD (1850.0 - 1910.0 MHz) Band 36, E-UTRA/TDD (1930.0 - 1990.0 MHz) Band 37, E-UTRA/TDD (1910.0 - 1930.0 MHz) Band 38, E-UTRA/TDD (2570.0 - 2620.0 MHz) Band 39, E-UTRA/TDD (1880.0 - 1920.0 MHz) Band 40, E-UTRA/TDD (2300.0 - 2400.0 MHz) Band 41, E-UTRA/TDD (2496.0 - 2690.0 MHz) Band 42, E-UTRA/TDD (3400.0 - 3600.0 MHz) Band 43, E-UTRA/TDD (3600.0 - 3800.0 MHz) Band 44, E-UTRA/TDD (703.0 - 803.0 MHz) Band 45, E-UTRA/FDD (1447.0 - 1467.0 MHz) Band 48, E-UTRA/TDD (3550.0 - 3700.0 MHz) Band 50, E-UTRA/TDD (1432.0 - 1517.0 MHz) Band 76, E-UTRA/FDD (3300.0 - 3400.0 MHz) Validation band (0.0 - 6000.0 MHz)
Detailed Specification:	Modulation Scheme: SC-FDMA Uplink-downlink configuration: 0 Special Subframe configuration: 7 Number of Frames: 1 Settings for UL Subframe: 2,3,4,7,8,9 Number of PUSCHs: 1 Modulation Scheme: QPSK Allocated RB: 1 Start Number of RB: 37 Data Type: PN9fix
Bandwidth:	15.0 MHz
Integration Time:	10.0 ms

[1] PAR (0.1%) in accordance with FCC KDB 971168, Section 6.0 "'Measurement of the Peak-to-Average Power Ratio (PAPR)"'
[2] Modulation Interference Factor (MIF) value valid only in conjunction with advanced probe response linearization calibration for the same communication system (same UID and version).

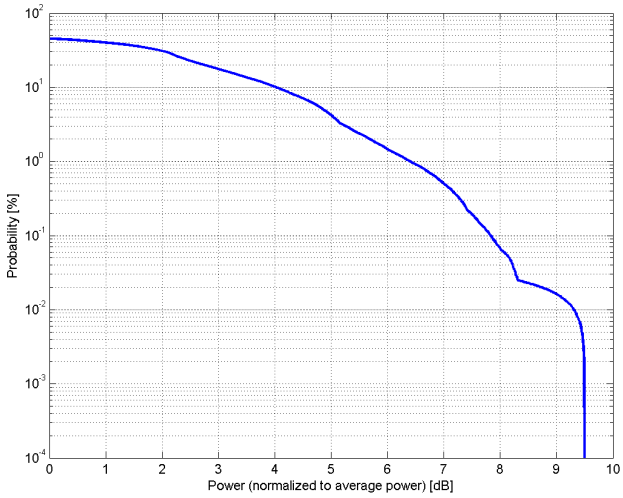

Complementary Cumulative Distribution Function (CCDF)

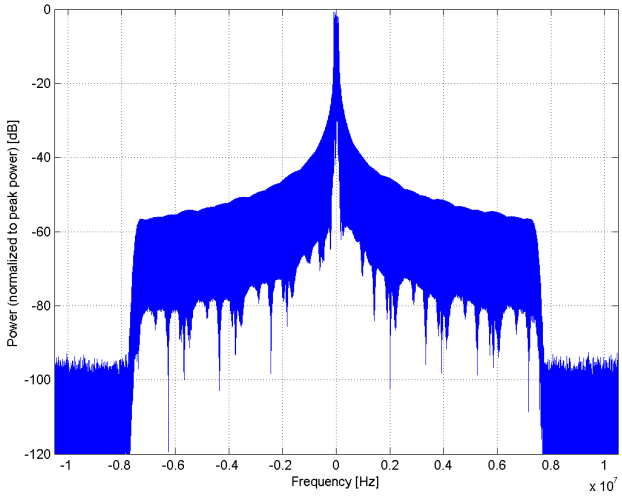

Frequency Domain

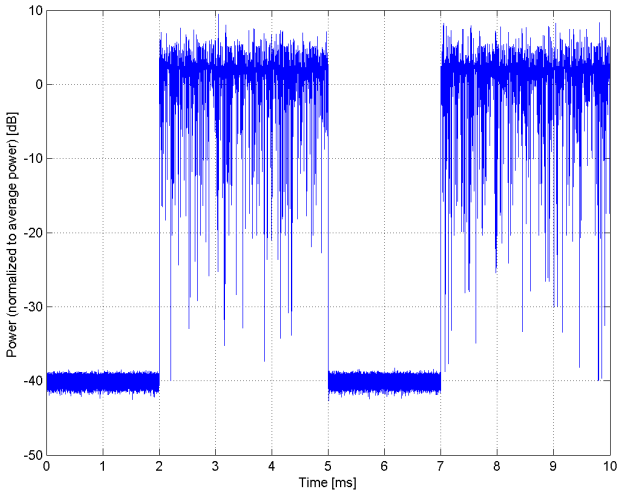

Time Domain

Calibration Laboratory of
Schmid & Partner
Engineering AG
Zeughausstrasse 43, 8004 Zurich, Switzerland

Name:	**LTE-TDD (SC-FDMA, 1 RB, 15 MHz, 16-QAM, UL Subframe=2,3,4,7,8,9)**
Group:	LTE-TDD
UID:	10474-AAE
PAR: [1]	**8.32 dB**
MIF: [2]	**-3.17 dB**
Standard Reference:	3GPP / ETSI TS 136.101 V8.4.0 3GPP / ETSI TS 136.213 V8.4.0 FCC OET KDB 941225 D05 SAR for LTE Devices v01
Category:	Random amplitude modulation
Modulation:	16-QAM
Frequency Band:	Band 33, E-UTRA/TDD (1900.0 - 1920.0 MHz) Band 34, E-UTRA/TDD (2010.0 - 2025.0 MHz) Band 35, E-UTRA/TDD (1850.0 - 1910.0 MHz) Band 36, E-UTRA/TDD (1930.0 - 1990.0 MHz) Band 37, E-UTRA/TDD (1910.0 - 1930.0 MHz) Band 38, E-UTRA/TDD (2570.0 - 2620.0 MHz) Band 39, E-UTRA/TDD (1880.0 - 1920.0 MHz) Band 40, E-UTRA/TDD (2300.0 - 2400.0 MHz) Band 41, E-UTRA/TDD (2496.0 - 2690.0 MHz) Band 42, E-UTRA/TDD (3400.0 - 3600.0 MHz) Band 43, E-UTRA/TDD (3600.0 - 3800.0 MHz) Band 44, E-UTRA/TDD (703.0 - 803.0 MHz) Band 45, E-UTRA/FDD (1447.0 - 1467.0 MHz) Band 48, E-UTRA/TDD (3550.0 - 3700.0 MHz) Band 50, E-UTRA/TDD (1432.0 - 1517.0 MHz) Band 76, E-UTRA/FDD (3300.0 - 3400.0 MHz) Validation band (0.0 - 6000.0 MHz)
Detailed Specification:	Modulation Scheme: SC-FDMA Uplink-downlink configuration: 0 Special Subframe configuration: 7 Number of Frames: 1 Settings for UL Subframe: 2,3,4,7,8,9 Number of PUSCHs: 1 Modulation Scheme: QPSK Allocated RB: 1 Start Number of RB: 37 Data Type: PN9fix
Bandwidth:	15.0 MHz
Integration Time:	10.0 ms

[1] PAR (0.1%) in accordance with FCC KDB 971168, Section 6.0 "'Measurement of the Peak-to-Average Power Ratio (PAPR)'"
[2] Modulation Interference Factor (MIF) value valid only in conjunction with advanced probe response linearization calibration for the same communication system (same UID and version).

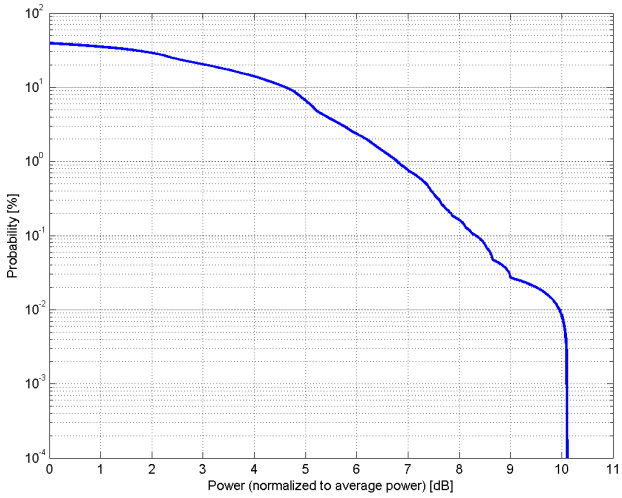

Complementary Cumulative Distribution Function (CCDF)

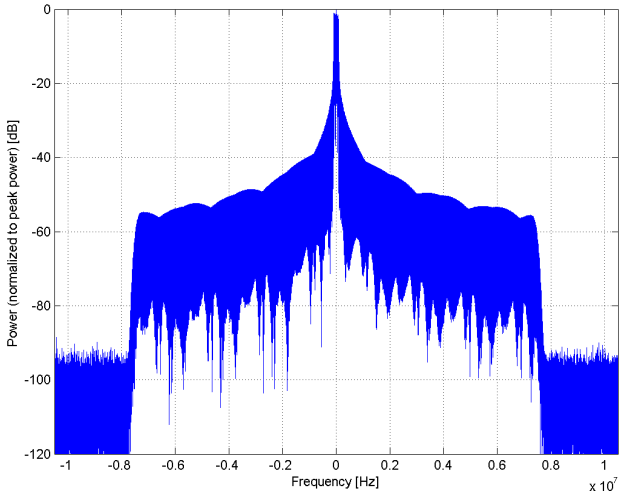

Frequency Domain

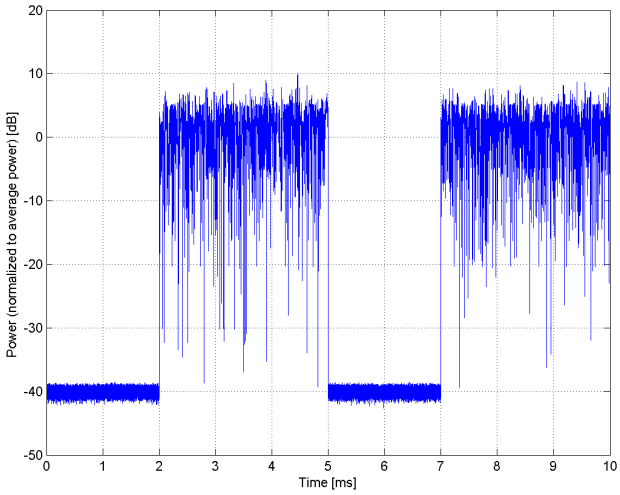

Time Domain

Calibration Laboratory of
Schmid & Partner
Engineering AG
Zeughausstrasse 43, 8004 Zurich, Switzerland

Name:	**LTE-TDD (SC-FDMA, 1 RB, 15 MHz, 64-QAM, UL Subframe=2,3,4,7,8,9)**
Group:	LTE-TDD
UID:	10475-AAE
PAR: [1]	**8.57 dB**
MIF: [2]	**-3.31 dB**
Standard Reference:	3GPP / ETSI TS 136.101 V8.4.0 3GPP / ETSI TS 136.213 V8.4.0 FCC OET KDB 941225 D05 SAR for LTE Devices v01
Category:	Random amplitude modulation
Modulation:	64-QAM
Frequency Band:	Band 33, E-UTRA/TDD (1900.0 - 1920.0 MHz) Band 34, E-UTRA/TDD (2010.0 - 2025.0 MHz) Band 35, E-UTRA/TDD (1850.0 - 1910.0 MHz) Band 36, E-UTRA/TDD (1930.0 - 1990.0 MHz) Band 37, E-UTRA/TDD (1910.0 - 1930.0 MHz) Band 38, E-UTRA/TDD (2570.0 - 2620.0 MHz) Band 39, E-UTRA/TDD (1880.0 - 1920.0 MHz) Band 40, E-UTRA/TDD (2300.0 - 2400.0 MHz) Band 41, E-UTRA/TDD (2496.0 - 2690.0 MHz) Band 42, E-UTRA/TDD (3400.0 - 3600.0 MHz) Band 43, E-UTRA/TDD (3600.0 - 3800.0 MHz) Band 44, E-UTRA/TDD (703.0 - 803.0 MHz) Band 45, E-UTRA/FDD (1447.0 - 1467.0 MHz) Band 48, E-UTRA/TDD (3550.0 - 3700.0 MHz) Band 50, E-UTRA/TDD (1432.0 - 1517.0 MHz) Band 76, E-UTRA/FDD (3300.0 - 3400.0 MHz) Validation band (0.0 - 6000.0 MHz)
Detailed Specification:	Modulation Scheme: SC-FDMA Uplink-downlink configuration: 0 Special Subframe configuration: 7 Number of Frames: 1 Settings for UL Subframe: 2,3,4,7,8,9 Number of PUSCHs: 1 Modulation Scheme: QPSK Allocated RB: 1 Start Number of RB: 37 Data Type: PN9fix
Bandwidth:	15.0 MHz
Integration Time:	10.0 ms

[1] PAR (0.1%) in accordance with FCC KDB 971168, Section 6.0 "'Measurement of the Peak-to-Average Power Ratio (PAPR)'"
[2] Modulation Interference Factor (MIF) value valid only in conjunction with advanced probe response linearization calibration for the same communication system (same UID and version).

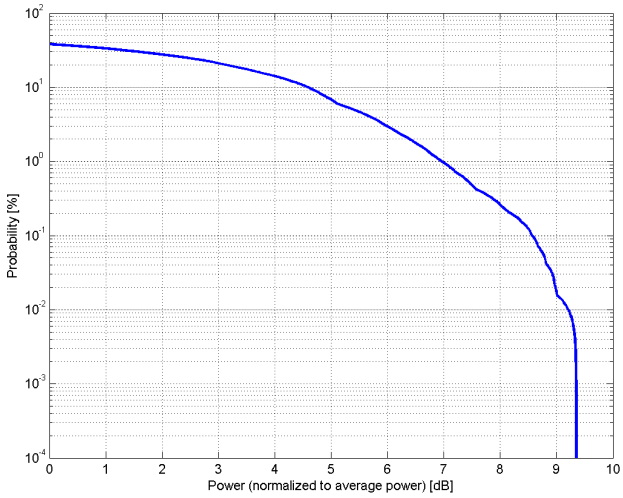

Complementary Cumulative Distribution Function (CCDF)

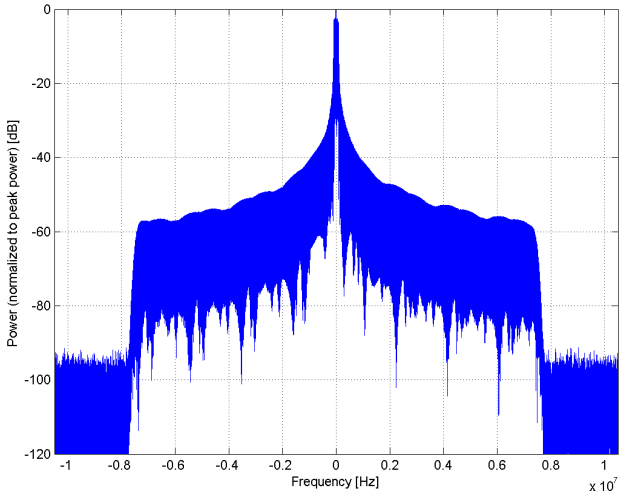

Frequency Domain

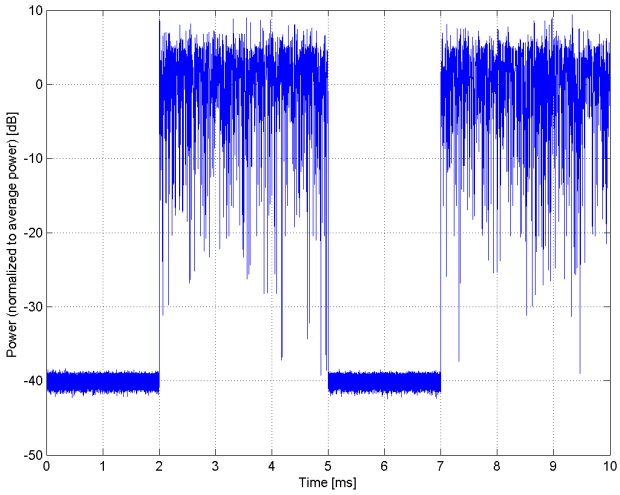

Time Domain

Calibration Laboratory of
Schmid & Partner
Engineering AG
Zeughausstrasse 43, 8004 Zurich, Switzerland

Name:	**MRI (Custom, 600us, 2.7ms)**
Group:	MRI
UID:	10476-AAC
PAR: [1]	**12.10 dB**
MIF: [2]	**-6.13 dB**
Standard Reference:	SPEAG
Category:	Periodic pulsed modulation
Modulation:	AM
Frequency Band:	MRI 1.5T (59.0 - 69.0 MHz) MRI 3T (123.0 - 133.0 MHz) Validation band (0.0 - 6000.0 MHz)
Detailed Specification:	Calibration Sequence for Medical Implant Test System (MITS)
Bandwidth:	0.2 MHz
Integration Time:	2.7 ms

[1] PAR (0.1%) in accordance with FCC KDB 971168, Section 6.0 "'Measurement of the Peak-to-Average Power Ratio (PAPR)'"
[2] Modulation Interference Factor (MIF) value valid only in conjunction with advanced probe response linearization calibration for the same communication system (same UID and version).

Calibration Laboratory of
Schmid & Partner
Engineering AG
Zeughausstrasse 43, 8004 Zurich, Switzerland

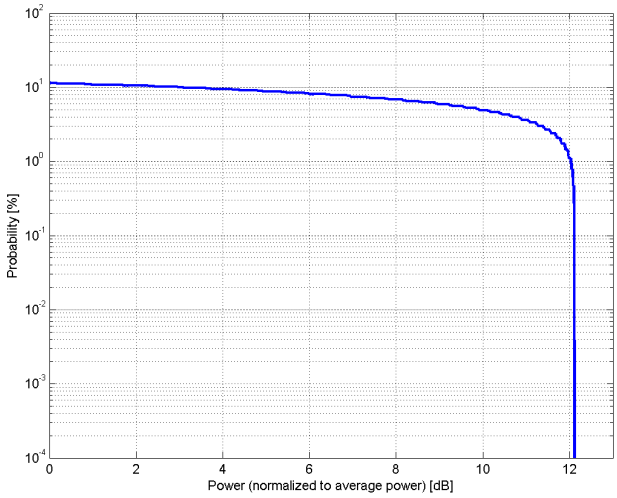

Complementary Cumulative Distribution Function (CCDF)

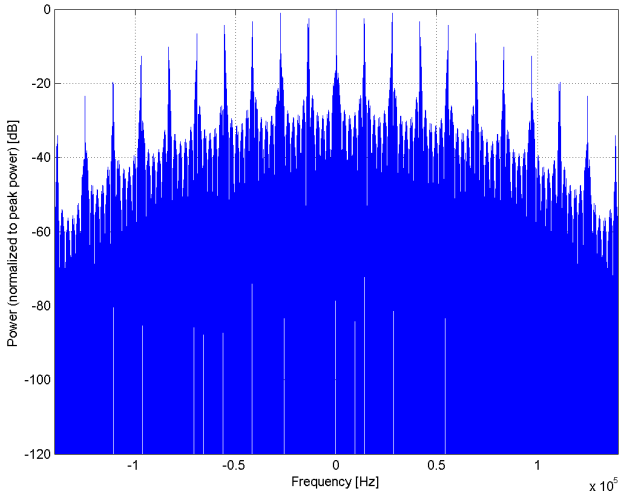

Frequency Domain

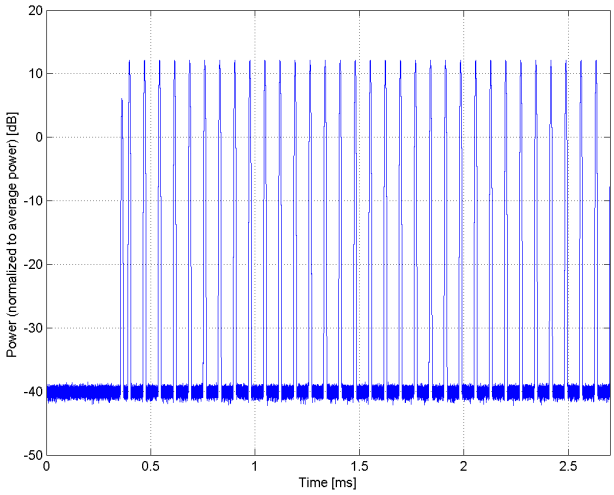

Time Domain

Calibration Laboratory of
Schmid & Partner
Engineering AG
Zeughausstrasse 43, 8004 Zurich, Switzerland

Name:	**LTE-TDD (SC-FDMA, 1 RB, 20 MHz, 16-QAM, UL Subframe=2,3,4,7,8,9)**
Group:	LTE-TDD
UID:	10477-AAF
PAR: [1]	**8.32 dB**
MIF: [2]	**-3.17 dB**
Standard Reference:	3GPP / ETSI TS 136.101 V8.4.0 3GPP / ETSI TS 136.213 V8.4.0 FCC OET KDB 941225 D05 SAR for LTE Devices v01
Category:	Random amplitude modulation
Modulation:	16-QAM
Frequency Band:	Band 33, E-UTRA/TDD (1900.0 - 1920.0 MHz) Band 35, E-UTRA/TDD (1850.0 - 1910.0 MHz) Band 36, E-UTRA/TDD (1930.0 - 1990.0 MHz) Band 37, E-UTRA/TDD (1910.0 - 1930.0 MHz) Band 38, E-UTRA/TDD (2570.0 - 2620.0 MHz) Band 39, E-UTRA/TDD (1880.0 - 1920.0 MHz) Band 40, E-UTRA/TDD (2300.0 - 2400.0 MHz) Band 41, E-UTRA/TDD (2496.0 - 2690.0 MHz) Band 42, E-UTRA/TDD (3400.0 - 3600.0 MHz) Band 43, E-UTRA/TDD (3600.0 - 3800.0 MHz) Band 44, E-UTRA/TDD (703.0 - 803.0 MHz) Band 45, E-UTRA/FDD (1447.0 - 1467.0 MHz) Band 46, E-UTRA/FDD (5150.0 - 5925.0 MHz) Band 47, E-UTRA/TDD (5855.0 - 5925.0 MHz) Band 48, E-UTRA/TDD (3550.0 - 3700.0 MHz) Band 49, E-UTRA/TDD (3550.0 - 3700.0 MHz) Band 50, E-UTRA/TDD (1432.0 - 1517.0 MHz) Band 76, E-UTRA/FDD (3300.0 - 3400.0 MHz) Validation band (0.0 - 6000.0 MHz)
Detailed Specification:	Modulation Scheme: SC-FDMA Uplink-downlink configuration: 0 Special Subframe configuration: 7 Number of Frames: 1 Settings for UL Subframe: 2,3,4,7,8,9 Number of PUSCHs: 1 Modulation Scheme: QPSK Allocated RB: 1 Start Number of RB: 50 Data Type: PN9fix
Bandwidth:	20.0 MHz
Integration Time:	10.0 ms

[1] PAR (0.1%) in accordance with FCC KDB 971168, Section 6.0 "'Measurement of the Peak-to-Average Power Ratio (PAPR)'"
[2] Modulation Interference Factor (MIF) value valid only in conjunction with advanced probe response linearization calibration for the same communication system (same UID and version).

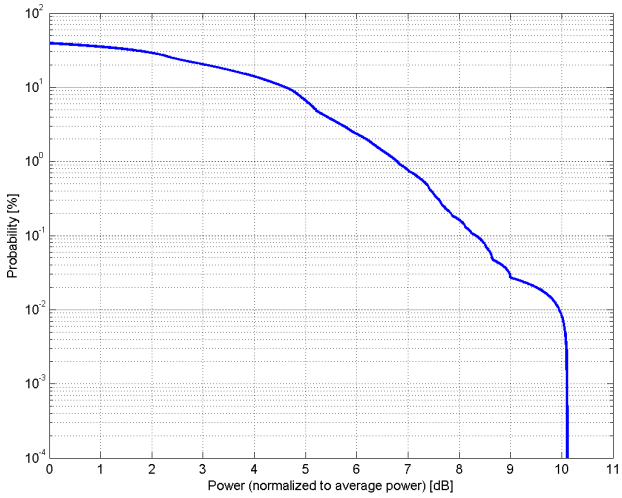

Complementary Cumulative Distribution Function (CCDF)

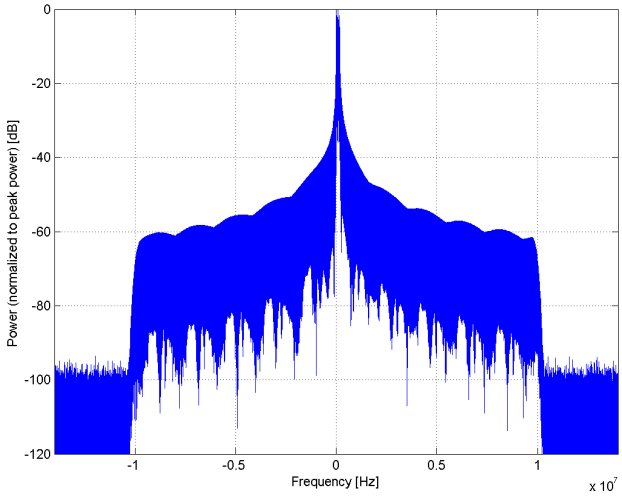

Frequency Domain

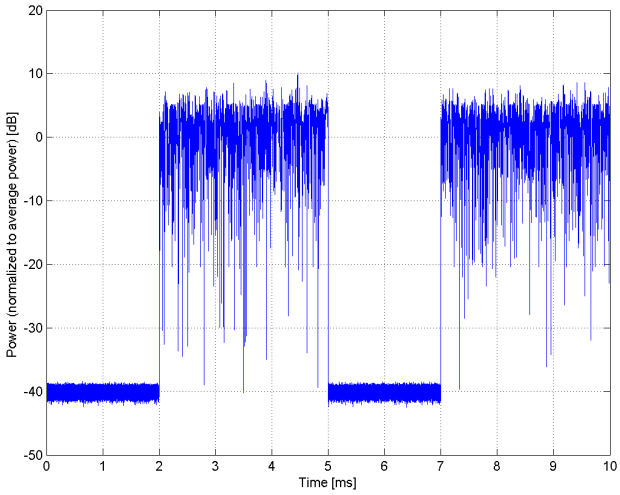

Time Domain

Calibration Laboratory of
Schmid & Partner
Engineering AG
Zeughausstrasse 43, 8004 Zurich, Switzerland

Name:	**LTE-TDD (SC-FDMA, 1 RB, 20 MHz, 64-QAM, UL Subframe=2,3,4,7,8,9)**
Group:	LTE-TDD
UID:	10478-AAF
PAR: [1]	**8.57 dB**
MIF: [2]	**-3.31 dB**
Standard Reference:	3GPP / ETSI TS 136.101 V8.4.0 3GPP / ETSI TS 136.213 V8.4.0 FCC OET KDB 941225 D05 SAR for LTE Devices v01
Category:	Random amplitude modulation
Modulation:	64-QAM
Frequency Band:	Band 33, E-UTRA/TDD (1900.0 - 1920.0 MHz) Band 35, E-UTRA/TDD (1850.0 - 1910.0 MHz) Band 36, E-UTRA/TDD (1930.0 - 1990.0 MHz) Band 37, E-UTRA/TDD (1910.0 - 1930.0 MHz) Band 38, E-UTRA/TDD (2570.0 - 2620.0 MHz) Band 39, E-UTRA/TDD (1880.0 - 1920.0 MHz) Band 40, E-UTRA/TDD (2300.0 - 2400.0 MHz) Band 41, E-UTRA/TDD (2496.0 - 2690.0 MHz) Band 42, E-UTRA/TDD (3400.0 - 3600.0 MHz) Band 43, E-UTRA/TDD (3600.0 - 3800.0 MHz) Band 44, E-UTRA/TDD (703.0 - 803.0 MHz) Band 45, E-UTRA/FDD (1447.0 - 1467.0 MHz) Band 46, E-UTRA/FDD (5150.0 - 5925.0 MHz) Band 47, E-UTRA/TDD (5855.0 - 5925.0 MHz) Band 48, E-UTRA/TDD (3550.0 - 3700.0 MHz) Band 49, E-UTRA/TDD (3550.0 - 3700.0 MHz) Band 50, E-UTRA/TDD (1432.0 - 1517.0 MHz) Band 76, E-UTRA/FDD (3300.0 - 3400.0 MHz) Validation band (0.0 - 6000.0 MHz)
Detailed Specification:	Modulation Scheme: SC-FDMA Uplink-downlink configuration: 0 Special Subframe configuration: 7 Number of Frames: 1 Settings for UL Subframe: 2,3,4,7,8,9 Number of PUSCHs: 1 Modulation Scheme: QPSK Allocated RB: 1 Start Number of RB: 50 Data Type: PN9fix
Bandwidth:	20.0 MHz
Integration Time:	10.0 ms

[1] PAR (0.1%) in accordance with FCC KDB 971168, Section 6.0 "'Measurement of the Peak-to-Average Power Ratio (PAPR)'"
[2] Modulation Interference Factor (MIF) value valid only in conjunction with advanced probe response linearization calibration for the same communication system (same UID and version).

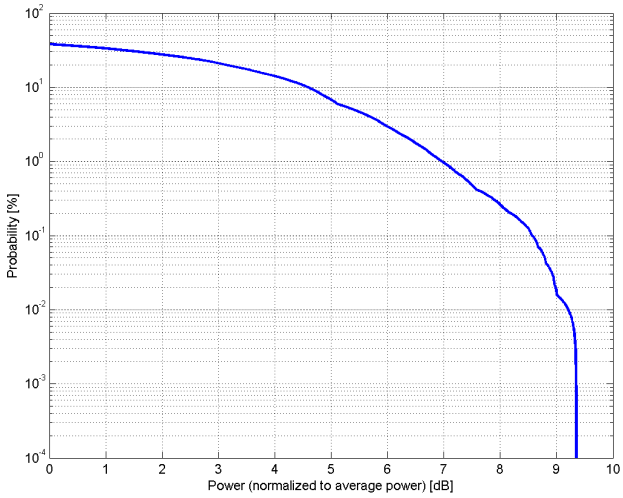

Complementary Cumulative Distribution Function (CCDF)

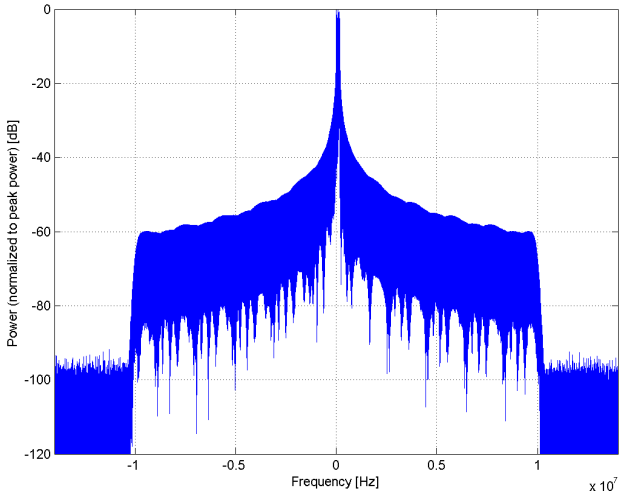

Frequency Domain

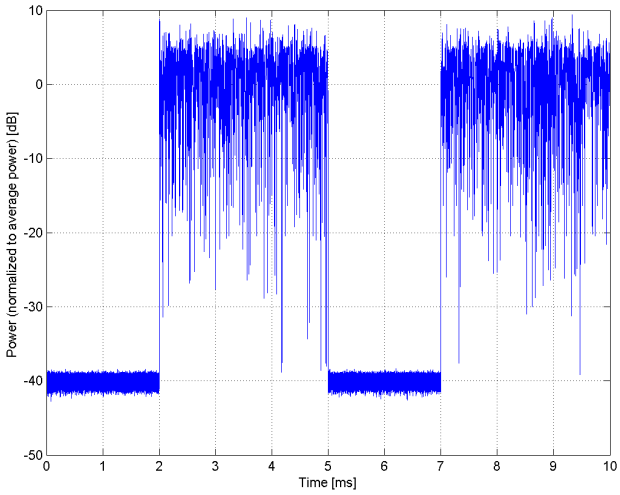

Time Domain

Calibration Laboratory of
Schmid & Partner
Engineering AG
Zeughausstrasse 43, 8004 Zurich, Switzerland

Name:	**LTE-TDD (SC-FDMA, 50% RB, 1.4 MHz, QPSK, UL Subframe=2,3,4,7,8,9)**
Group:	LTE-TDD
UID:	10479-AAB
PAR: [1]	**7.74 dB**
MIF: [2]	**-3.41 dB**
Standard Reference:	3GPP / ETSI TS 136.101 V8.4.0 3GPP / ETSI TS 136.213 V8.4.0 FCC OET KDB 941225 D05 SAR for LTE Devices v01
Category:	Random amplitude modulation
Modulation:	QPSK
Frequency Band:	Band 35, E-UTRA/TDD (1850.0 - 1910.0 MHz) Band 36, E-UTRA/TDD (1930.0 - 1990.0 MHz) Band 53, E-UTRA/FDD (2483.5 - 2495.0 MHz) Validation band (0.0 - 6000.0 MHz)
Detailed Specification:	Modulation Scheme: SC-FDMA Uplink-downlink configuration: 0 Special Subframe configuration: 7 Number of Frames: 1 Settings for UL Subframe: 2,3,4,7,8,9 Number of PUSCHs: 1 Modulation Scheme: QPSK Allocated RB: 3 Start Number of RB: 2 Data Type: PN9fix
Bandwidth:	1.4 MHz
Integration Time:	10.0 ms

1 PAR (0.1%) in accordance with FCC KDB 971168, Section 6.0 "'Measurement of the Peak-to-Average Power Ratio (PAPR)'"
2 Modulation Interference Factor (MIF) value valid only in conjunction with advanced probe response linearization calibration for the same communication system (same UID and version).

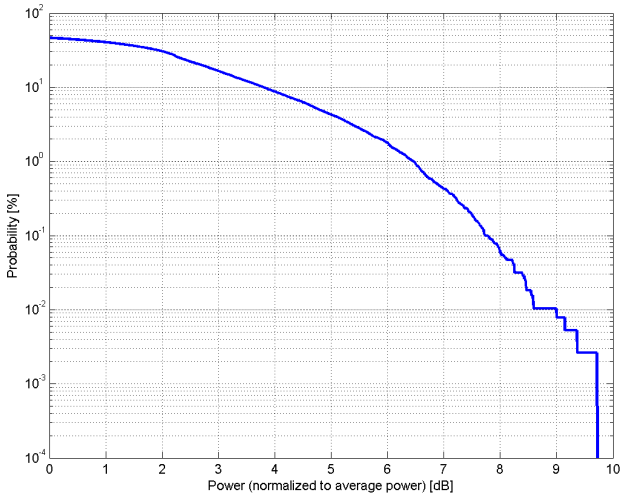

Complementary Cumulative Distribution Function (CCDF)

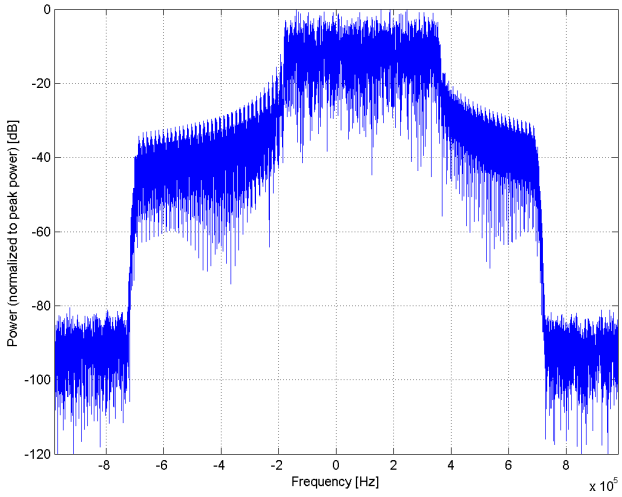

Frequency Domain

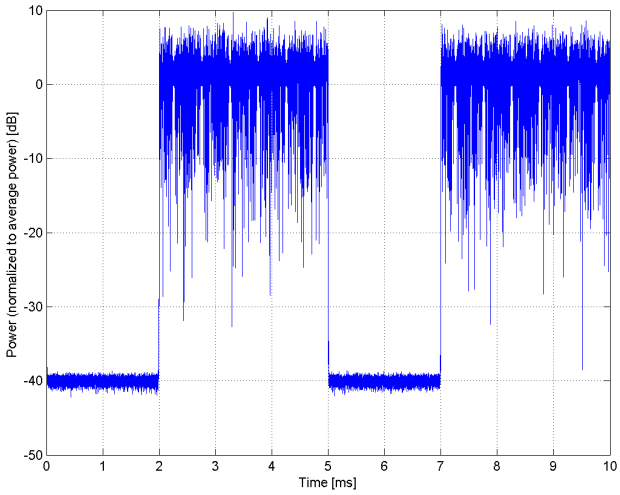

Time Domain

Calibration Laboratory of
Schmid & Partner
Engineering AG
Zeughausstrasse 43, 8004 Zurich, Switzerland

Name:	**LTE-TDD (SC-FDMA, 50% RB, 1.4 MHz, 16-QAM, UL Subframe=2,3,4,7,8,9)**
Group:	LTE-TDD
UID:	10480-AAB
PAR: [1]	**8.18 dB**
MIF: [2]	**-3.37 dB**
Standard Reference:	3GPP / ETSI TS 136.101 V8.4.0 3GPP / ETSI TS 136.213 V8.4.0 FCC OET KDB 941225 D05 SAR for LTE Devices v01
Category:	Random amplitude modulation
Modulation:	16-QAM
Frequency Band:	Band 35, E-UTRA/TDD (1850.0 - 1910.0 MHz) Band 36, E-UTRA/TDD (1930.0 - 1990.0 MHz) Band 53, E-UTRA/FDD (2483.5 - 2495.0 MHz) Validation band (0.0 - 6000.0 MHz)
Detailed Specification:	Modulation Scheme: SC-FDMA Uplink-downlink configuration: 0 Special Subframe configuration: 7 Number of Frames: 1 Settings for UL Subframe: 2,3,4,7,8,9 Number of PUSCHs: 1 Modulation Scheme: QPSK Allocated RB: 3 Start Number of RB: 2 Data Type: PN9fix
Bandwidth:	1.4 MHz
Integration Time:	10.0 ms

1 PAR (0.1%) in accordance with FCC KDB 971168, Section 6.0 "'Measurement of the Peak-to-Average Power Ratio (PAPR)'"
2 Modulation Interference Factor (MIF) value valid only in conjunction with advanced probe response linearization calibration for the same communication system (same UID and version).

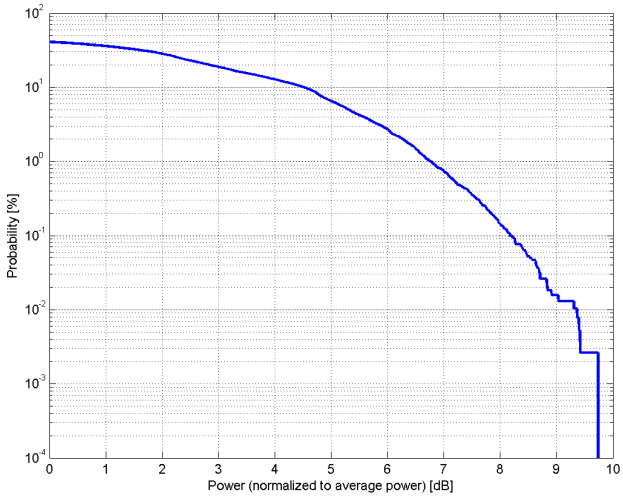

Complementary Cumulative Distribution Function (CCDF)

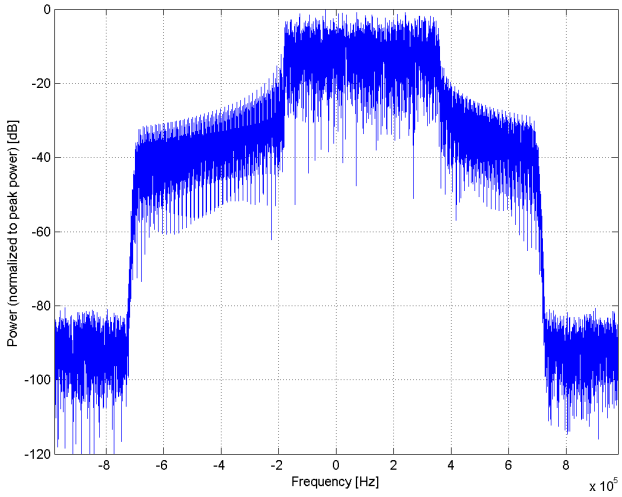

Frequency Domain

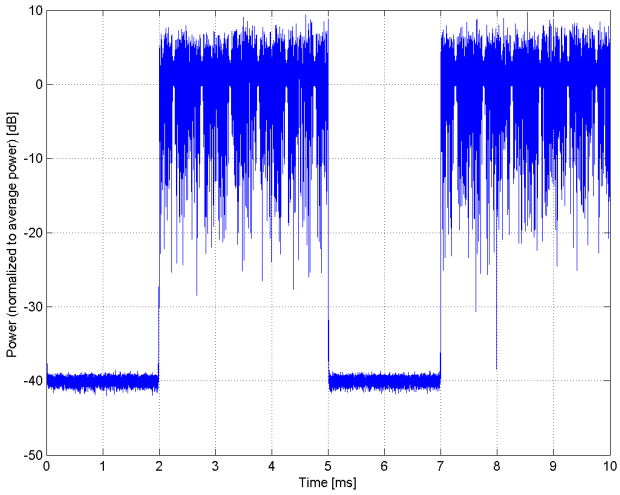

Time Domain

Calibration Laboratory of
Schmid & Partner
Engineering AG
Zeughausstrasse 43, 8004 Zurich, Switzerland

Name:	**LTE-TDD (SC-FDMA, 50% RB, 1.4 MHz, 64-QAM, UL Subframe=2,3,4,7,8,9)**
Group:	LTE-TDD
UID:	10481-AAB
PAR: [1]	**8.45 dB**
MIF: [2]	**-3.31 dB**
Standard Reference:	3GPP / ETSI TS 136.101 V8.4.0 3GPP / ETSI TS 136.213 V8.4.0 FCC OET KDB 941225 D05 SAR for LTE Devices v01
Category:	Random amplitude modulation
Modulation:	64-QAM
Frequency Band:	Band 35, E-UTRA/TDD (1850.0 - 1910.0 MHz) Band 36, E-UTRA/TDD (1930.0 - 1990.0 MHz) Band 53, E-UTRA/FDD (2483.5 - 2495.0 MHz) Validation band (0.0 - 6000.0 MHz)
Detailed Specification:	Modulation Scheme: SC-FDMA Uplink-downlink configuration: 0 Special Subframe configuration: 7 Number of Frames: 1 Settings for UL Subframe: 2,3,4,7,8,9 Number of PUSCHs: 1 Modulation Scheme: QPSK Allocated RB: 3 Start Number of RB: 2 Data Type: PN9fix
Bandwidth:	1.4 MHz
Integration Time:	10.0 ms

1 PAR (0.1%) in accordance with FCC KDB 971168, Section 6.0 "'Measurement of the Peak-to-Average Power Ratio (PAPR)'"
2 Modulation Interference Factor (MIF) value valid only in conjunction with advanced probe response linearization calibration for the same communication system (same UID and version).

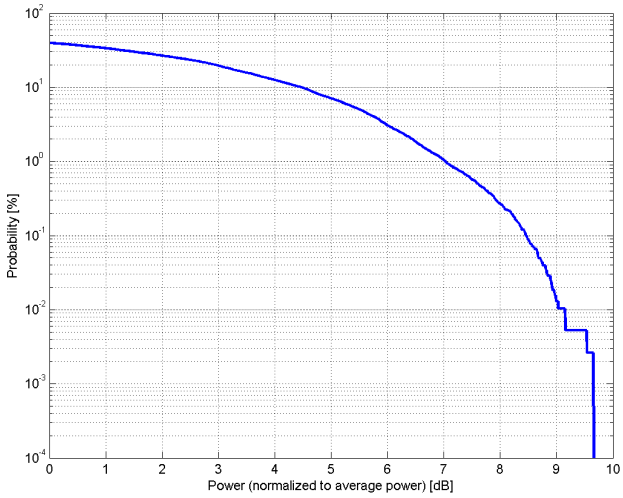

Complementary Cumulative Distribution Function (CCDF)

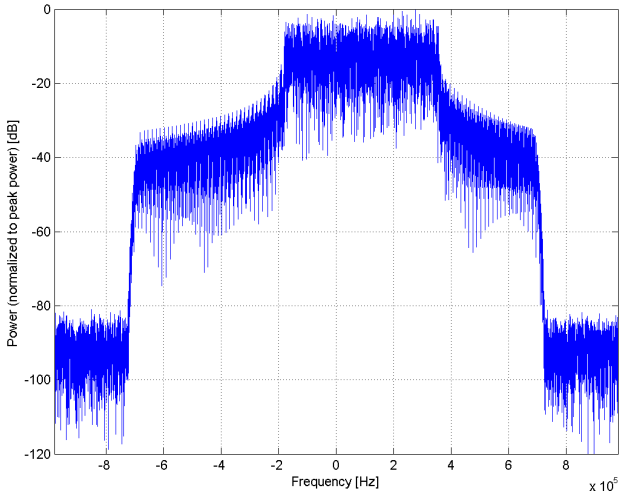

Frequency Domain

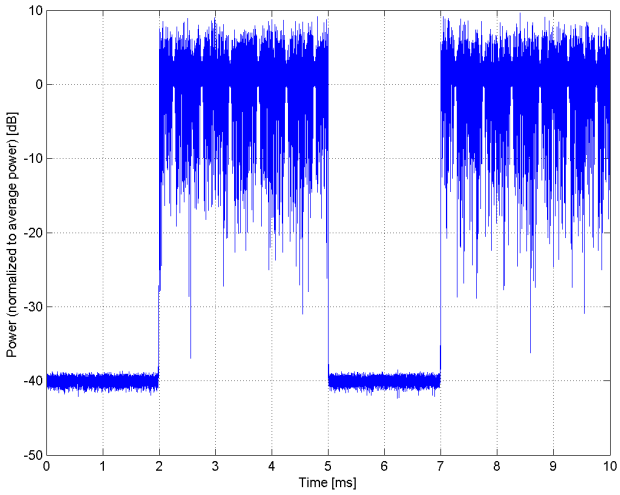

Time Domain

Calibration Laboratory of
Schmid & Partner
Engineering AG
Zeughausstrasse 43, 8004 Zurich, Switzerland

Name:	**LTE-TDD (SC-FDMA, 50% RB, 3 MHz, QPSK, UL Subframe=2,3,4,7,8,9)**
Group:	LTE-TDD
UID:	10482-AAC
PAR: [1]	**7.71 dB**
MIF: [2]	**-3.40 dB**
Standard Reference:	3GPP / ETSI TS 136.101 V8.4.0 3GPP / ETSI TS 136.213 V8.4.0 FCC OET KDB 941225 D05 SAR for LTE Devices v01
Category:	Random amplitude modulation
Modulation:	QPSK
Frequency Band:	Band 35, E-UTRA/TDD (1850.0 - 1910.0 MHz) Band 36, E-UTRA/TDD (1930.0 - 1990.0 MHz) Band 44, E-UTRA/TDD (703.0 - 803.0 MHz) Band 50, E-UTRA/TDD (1432.0 - 1517.0 MHz) Band 51, E-UTRA/TDD (1427.0 - 1432.0 MHz) Band 53, E-UTRA/FDD (2483.5 - 2495.0 MHz) Validation band (0.0 - 6000.0 MHz)
Detailed Specification:	Modulation Scheme: SC-FDMA Uplink-downlink configuration: 0 Special Subframe configuration: 7 Number of Frames: 1 Settings for UL Subframe: 2,3,4,7,8,9 Number of PUSCHs: 1 Modulation Scheme: QPSK Allocated RB: 8 Start Number of RB: 3 Data Type: PN9fix
Bandwidth:	3.0 MHz
Integration Time:	10.0 ms

1 PAR (0.1%) in accordance with FCC KDB 971168, Section 6.0 "'Measurement of the Peak-to-Average Power Ratio (PAPR)'"
2 Modulation Interference Factor (MIF) value valid only in conjunction with advanced probe response linearization calibration for the same communication system (same UID and version).

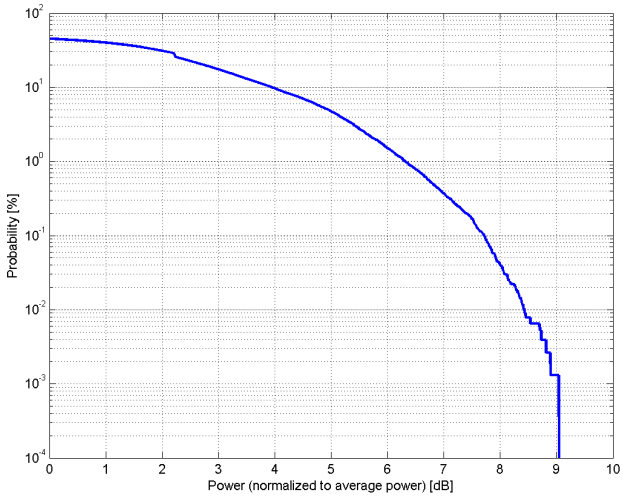

Complementary Cumulative Distribution Function (CCDF)

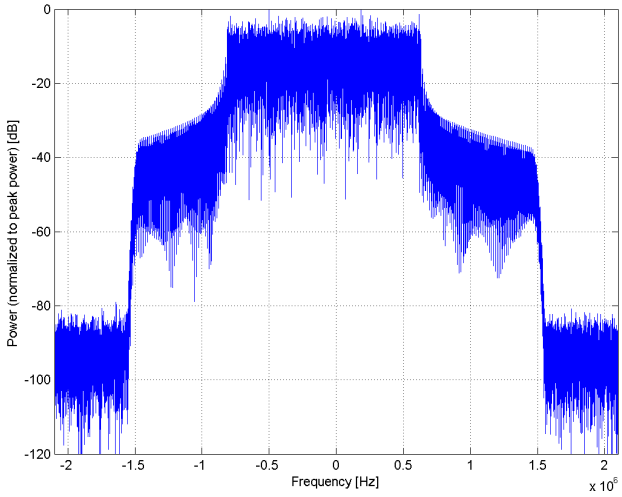

Frequency Domain

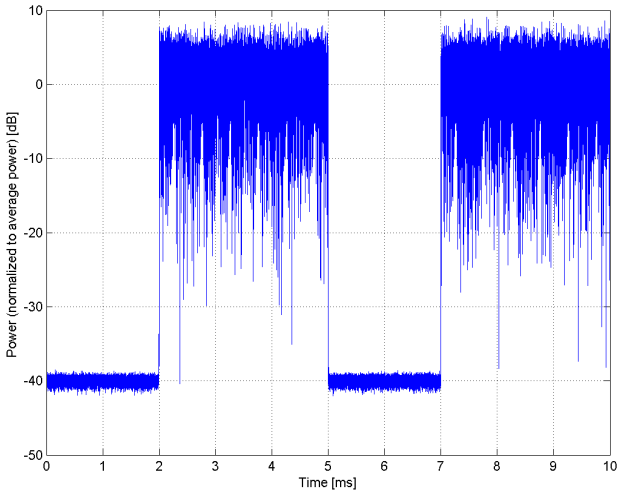

Time Domain

Calibration Laboratory of
Schmid & Partner
Engineering AG
Zeughausstrasse 43, 8004 Zurich, Switzerland

Name:	**LTE-TDD (SC-FDMA, 50% RB, 3 MHz, 16-QAM, UL Subframe=2,3,4,7,8,9)**
Group:	LTE-TDD
UID:	10483-AAC
PAR: [1]	**8.39 dB**
MIF: [2]	**-3.46 dB**
Standard Reference:	3GPP / ETSI TS 136.101 V8.4.0 3GPP / ETSI TS 136.213 V8.4.0 FCC OET KDB 941225 D05 SAR for LTE Devices v01
Category:	Random amplitude modulation
Modulation:	16-QAM
Frequency Band:	Band 35, E-UTRA/TDD (1850.0 - 1910.0 MHz) Band 36, E-UTRA/TDD (1930.0 - 1990.0 MHz) Band 44, E-UTRA/TDD (703.0 - 803.0 MHz) Band 50, E-UTRA/TDD (1432.0 - 1517.0 MHz) Band 51, E-UTRA/TDD (1427.0 - 1432.0 MHz) Band 53, E-UTRA/FDD (2483.5 - 2495.0 MHz) Validation band (0.0 - 6000.0 MHz)
Detailed Specification:	Modulation Scheme: SC-FDMA Uplink-downlink configuration: 0 Special Subframe configuration: 7 Number of Frames: 1 Settings for UL Subframe: 2,3,4,7,8,9 Number of PUSCHs: 1 Modulation Scheme: QPSK Allocated RB: 8 Start Number of RB: 3 Data Type: PN9fix
Bandwidth:	3.0 MHz
Integration Time:	10.0 ms

1 PAR (0.1%) in accordance with FCC KDB 971168, Section 6.0 "'Measurement of the Peak-to-Average Power Ratio (PAPR)'"
2 Modulation Interference Factor (MIF) value valid only in conjunction with advanced probe response linearization calibration for the same communication system (same UID and version).

Calibration Laboratory of
Schmid & Partner
Engineering AG
Zeughausstrasse 43, 8004 Zurich, Switzerland

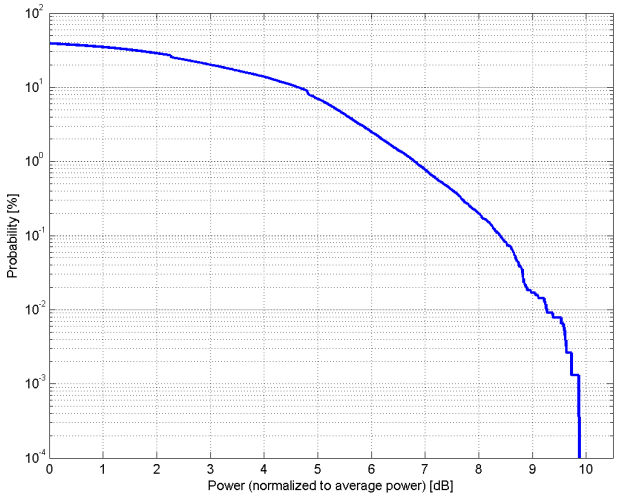

Complementary Cumulative Distribution Function (CCDF)

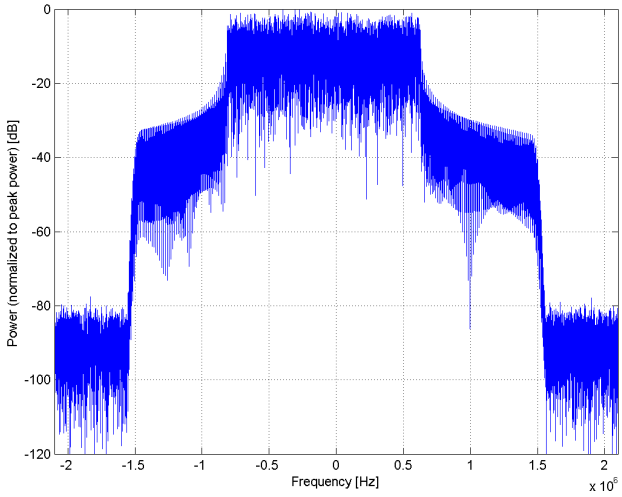

Frequency Domain

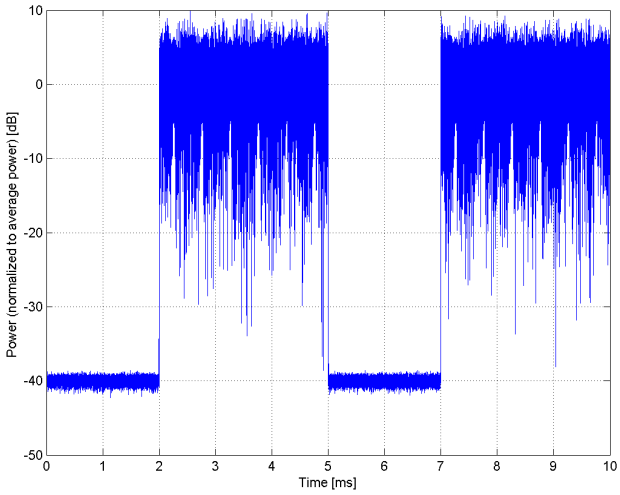

Time Domain

Calibration Laboratory of
Schmid & Partner
Engineering AG
Zeughausstrasse 43, 8004 Zurich, Switzerland

Name:	**LTE-TDD (SC-FDMA, 50% RB, 3 MHz, 64-QAM, UL Subframe=2,3,4,7,8,9)**
Group:	LTE-TDD
UID:	10484-AAC
PAR: [1]	**8.47 dB**
MIF: [2]	**-3.43 dB**
Standard Reference:	3GPP / ETSI TS 136.101 V8.4.0 3GPP / ETSI TS 136.213 V8.4.0 FCC OET KDB 941225 D05 SAR for LTE Devices v01
Category:	Random amplitude modulation
Modulation:	64-QAM
Frequency Band:	Band 35, E-UTRA/TDD (1850.0 - 1910.0 MHz) Band 36, E-UTRA/TDD (1930.0 - 1990.0 MHz) Band 44, E-UTRA/TDD (703.0 - 803.0 MHz) Band 50, E-UTRA/TDD (1432.0 - 1517.0 MHz) Band 51, E-UTRA/TDD (1427.0 - 1432.0 MHz) Band 53, E-UTRA/FDD (2483.5 - 2495.0 MHz) Validation band (0.0 - 6000.0 MHz)
Detailed Specification:	Modulation Scheme: SC-FDMA Uplink-downlink configuration: 0 Special Subframe configuration: 7 Number of Frames: 1 Settings for UL Subframe: 2,3,4,7,8,9 Number of PUSCHs: 1 Modulation Scheme: QPSK Allocated RB: 8 Start Number of RB: 3 Data Type: PN9fix
Bandwidth:	3.0 MHz
Integration Time:	10.0 ms

1 PAR (0.1%) in accordance with FCC KDB 971168, Section 6.0 "'Measurement of the Peak-to-Average Power Ratio (PAPR)'"
2 Modulation Interference Factor (MIF) value valid only in conjunction with advanced probe response linearization calibration for the same communication system (same UID and version).

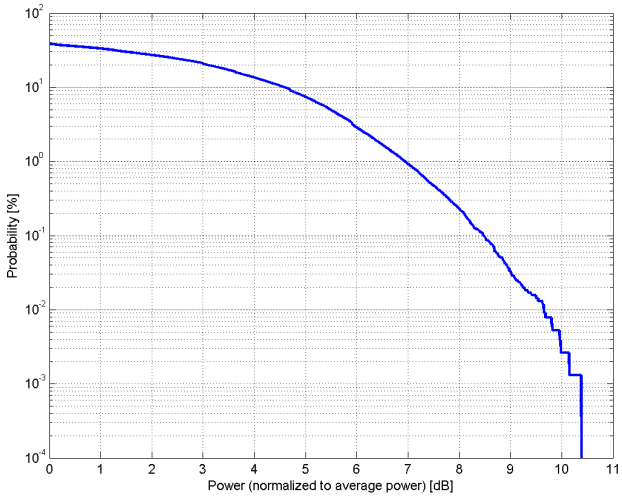

Complementary Cumulative Distribution Function (CCDF)

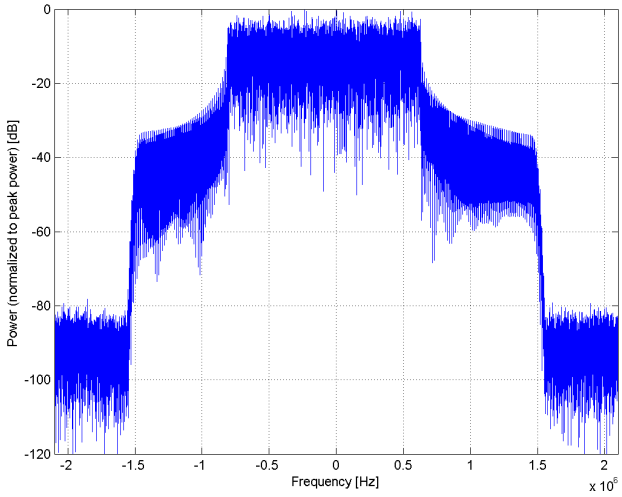

Frequency Domain

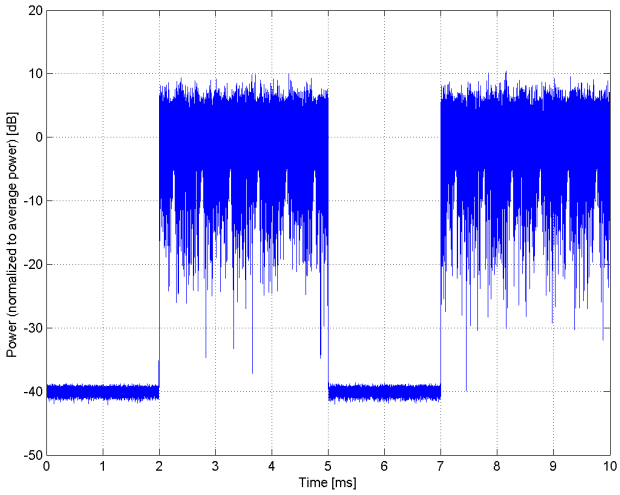

Time Domain

Calibration Laboratory of
Schmid & Partner
Engineering AG
Zeughausstrasse 43, 8004 Zurich, Switzerland

Name:	**LTE-TDD (SC-FDMA, 50% RB, 5 MHz, QPSK, UL Subframe=2,3,4,7,8,9)**
Group:	LTE-TDD
UID:	10485-AAF
PAR: [1]	**7.59 dB**
MIF: [2]	**-3.40 dB**
Standard Reference:	3GPP / ETSI TS 136.101 V8.4.0 3GPP / ETSI TS 136.213 V8.4.0 FCC OET KDB 941225 D05 SAR for LTE Devices v01
Category:	Random amplitude modulation
Modulation:	QPSK
Frequency Band:	Band 33, E-UTRA/TDD (1900.0 - 1920.0 MHz) Band 34, E-UTRA/TDD (2010.0 - 2025.0 MHz) Band 35, E-UTRA/TDD (1850.0 - 1910.0 MHz) Band 36, E-UTRA/TDD (1930.0 - 1990.0 MHz) Band 37, E-UTRA/TDD (1910.0 - 1930.0 MHz) Band 38, E-UTRA/TDD (2570.0 - 2620.0 MHz) Band 39, E-UTRA/TDD (1880.0 - 1920.0 MHz) Band 40, E-UTRA/TDD (2300.0 - 2400.0 MHz) Band 41, E-UTRA/TDD (2496.0 - 2690.0 MHz) Band 42, E-UTRA/TDD (3400.0 - 3600.0 MHz) Band 43, E-UTRA/TDD (3600.0 - 3800.0 MHz) Band 44, E-UTRA/TDD (703.0 - 803.0 MHz) Band 45, E-UTRA/FDD (1447.0 - 1467.0 MHz) Band 48, E-UTRA/TDD (3550.0 - 3700.0 MHz) Band 50, E-UTRA/TDD (1432.0 - 1517.0 MHz) Band 51, E-UTRA/TDD (1427.0 - 1432.0 MHz) Band 52, E-UTRA/FDD (3300.0 - 3400.0 MHz) Band 53, E-UTRA/FDD (2483.5 - 2495.0 MHz) Validation band (0.0 - 6000.0 MHz)
Detailed Specification:	Modulation Scheme: SC-FDMA Uplink-downlink configuration: 0 Special Subframe configuration: 7 Number of Frames: 1 Settings for UL Subframe: 2,3,4,7,8,9 Number of PUSCHs: 1 Modulation Scheme: QPSK Allocated RB: 12 Start Number of RB: 7 Data Type: PN9fix
Bandwidth:	5.0 MHz
Integration Time:	10.0 ms

[1] PAR (0.1%) in accordance with FCC KDB 971168, Section 6.0 "'Measurement of the Peak-to-Average Power Ratio (PAPR)'"
[2] Modulation Interference Factor (MIF) value valid only in conjunction with advanced probe response linearization calibration for the same communication system (same UID and version).