APPENDIX A – TEST DATA OF CONDUCTED EMISSION

LTE Band 41

1 RF Power Output

Modulation	Carrier frequency (MHz)	UL Channel	BW	RB Size	RB Offset	Conducted Average (dBm)
QPSK	2498.5	39675	5	1	0	26.05
				1	24	26.06
				12	6	25.13
				25	0	25.25
	2593	40620		1	0	26.22
				1	24	26.20
				12	6	25.31
				25	0	25.48
	2687.5	41565		1	0	26.44
				1	24	26.66
				12	6	25.74
				25	0	25.82
16QAM	2498.5	39675	5	1	0	25.09
				1	24	25.18
				12	6	24.15
				25	0	24.25
	2593	40620		1	0	25.39
				1	24	25.42
				12	6	24.30
				25	0	24.39
	2687.5	41565		1	0	25.59
				1	24	25.73
				12	6	24.82
				25	0	24.77
64QAM	2498.5	39675	5	1	0	25.18
				1	24	25.09
				12	6	24.25
				25	0	24.21
	2593	40620		1	0	25.33
				1	24	25.25
				12	6	24.34
				25	0	24.36
	2687.5	41565		1	0	25.51
				1	24	25.56
				12	6	24.75
				25	0	24.71

Modulation	Carrier frequency (MHz)	UL Channel	BW	RB Size	RB Offset	Conducted Average (dBm)
QPSK	2501	39700	10	1	0	26.06
				1	49	26.03
				24	12	25.16
				50	0	25.30
	2593	40620		1	0	26.21
				1	49	26.17
				24	12	25.32
				50	0	25.38
	2685	41540		1	0	26.52
				1	49	26.64
				24	12	25.75
				50	0	25.83
16QAM	2501	39700	10	1	0	25.24
				1	49	25.22
				24	12	24.15
				50	0	24.26
	2593	40620		1	0	25.34
				1	49	25.31
				24	12	24.42
				50	0	24.36
	2685	41540		1	0	25.57
				1	49	25.68
				24	12	24.74
				50	0	24.81
64QAM	2501	39700	10	1	0	25.09
				1	49	25.11
				24	12	24.12
				50	0	24.18
	2593	40620		1	0	25.25
				1	49	25.25
				24	12	24.28
				50	0	24.39
	2685	41540		1	0	25.49
				1	49	25.61
				24	12	24.74
				50	0	24.69

Modulation	Carrier frequency (MHz)	UL Channel	BW	RB Size	RB Offset	Conducted Average (dBm)
QPSK	2503.5	39725	15	1	0	26.17
				1	74	25.98
				40	18	25.18
				75	0	25.27
	2593	40620		1	0	26.22
				1	74	26.21
				40	18	25.43
				75	0	25.40
	2682.5	41515		1	0	26.52
				1	74	26.65
				40	18	25.77
				75	0	25.80
16QAM	2503.5	39725	15	1	0	25.17
				1	74	25.20
				40	18	24.09
				75	0	24.18
	2593	40620		1	0	25.30
				1	74	25.34
				40	18	24.29
				75	0	24.36
	2682.5	41515		1	0	25.58
				1	74	25.67
				40	18	24.78
				75	0	24.77
64QAM	2503.5	39725	15	1	0	25.20
				1	74	25.12
				40	18	24.20
				75	0	24.14
	2593	40620		1	0	25.29
				1	74	25.23
				40	18	24.29
				75	0	24.37
	2682.5	41515		1	0	25.63
				1	74	25.57
				40	18	24.67
				75	0	24.69

Modulation	Carrier frequency (MHz)	UL Channel	BW	RB Size	RB Offset	Conducted Average (dBm)
QPSK	2506	39750	20	1	0	26.17
				1	99	26.12
				50	25	25.26
				100	0	25.34
	2593	40620		1	0	26.28
				1	99	26.27
				50	25	25.45
				100	0	25.52
	2680	41490		1	0	26.58
				1	99	26.69
				50	25	25.85
				100	0	25.88
16QAM	2506	39750	20	1	0	25.24
				1	99	25.25
				50	25	24.22
				100	0	24.30
	2593	40620		1	0	25.39
				1	99	25.45
				50	25	24.43
				100	0	24.48
	2680	41490		1	0	25.68
				1	99	25.73
				50	25	24.84
				100	0	24.87
64QAM	2506	39750	20	1	0	25.21
				1	99	25.22
				50	25	24.26
				100	0	24.27
	2593	40620		1	0	25.36
				1	99	25.34
				50	25	24.42
				100	0	24.41
	2680	41490		1	0	25.64
				1	99	25.63
				50	25	24.78
				100	0	24.73

2 Occupied Bandwidth

Test result

Band	Carrier frequency (MHz)	Channel	BW (MHz)	RB Size	RB Offset	Bandwidth of 99% Power (MHz)					
						QPSK		16-QAM		64-QAM	
41	2498.5	39675	5	25	0	4.4676	Fig.1	4.4749	Fig.2	4.4780	Fig.3
	2593	40620		25	0	4.4797	Fig.4	4.4662	Fig.5	4.4637	Fig.6
	2687.5	41565		25	0	4.4669	Fig.7	4.4753	Fig.8	4.4777	Fig.9
	2501	39700	10	50	0	8.9536	Fig.10	8.9813	Fig.11	8.9357	Fig.12
	2593	40620		50	0	8.9438	Fig.13	8.9453	Fig.14	8.9549	Fig.15
	2685	41540		50	0	8.9772	Fig.16	8.9568	Fig.17	8.9441	Fig.18
	2503.5	39725	15	75	0	13.422	Fig.19	13.470	Fig.20	13.421	Fig.21
	2593	40620		75	0	13.426	Fig.22	13.438	Fig.23	13.438	Fig.24
	2682.5	41515		75	0	13.383	Fig.25	13.439	Fig.26	13.399	Fig.27
	2506	39750	20	100	0	17.890	Fig.28	17.830	Fig.29	17.895	Fig.30
	2593	40620		100	0	17.868	Fig.31	17.841	Fig.32	17.816	Fig.33
	2680	41490		100	0	17.877	Fig.34	17.838	Fig.35	17.867	Fig.36

Band	Carrier frequency (MHz)	Channel	BW (MHz)	RB Size	RB Offset	Bandwidth of -26dB transmitter power (MHz)					
						QPSK		16-QAM		64-QAM	
41	2498.5	39675	5	25	0	4.813	Fig.1	4.970	Fig.2	4.806	Fig.3
	2593	40620		25	0	4.792	Fig.4	4.800	Fig.5	4.788	Fig.6
	2687.5	41565		25	0	4.757	Fig.7	4.754	Fig.8	4.894	Fig.9
	2501	39700	10	50	0	9.445	Fig.10	9.598	Fig.11	9.385	Fig.12
	2593	40620		50	0	9.438	Fig.13	9.540	Fig.14	9.815	Fig.15
	2685	41540		50	0	9.548	Fig.16	9.577	Fig.17	9.451	Fig.18
	2503.5	39725	15	75	0	14.26	Fig.19	14.23	Fig.20	14.25	Fig.21
	2593	40620		75	0	14.13	Fig.22	14.19	Fig.23	14.28	Fig.24
	2682.5	41515		75	0	14.28	Fig.25	14.22	Fig.26	14.35	Fig.27
	2506	39750	20	100	0	19.03	Fig.28	18.74	Fig.29	18.83	Fig.30
	2593	40620		100	0	18.94	Fig.31	18.98	Fig.32	19.50	Fig.33
	2680	41490		100	0	19.13	Fig.34	19.31	Fig.35	18.97	Fig.36

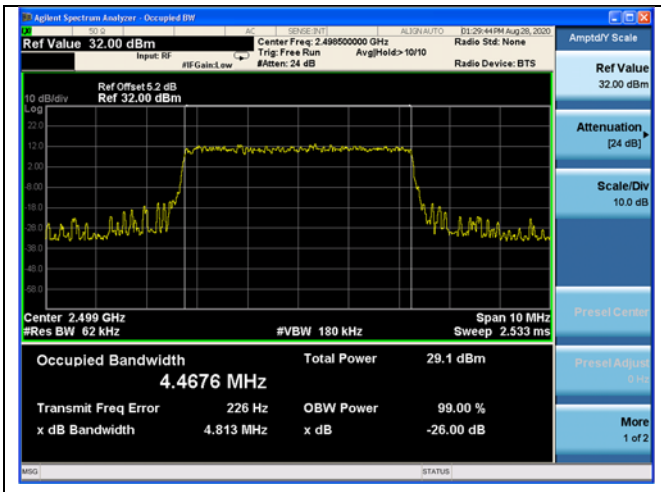

Fig.1

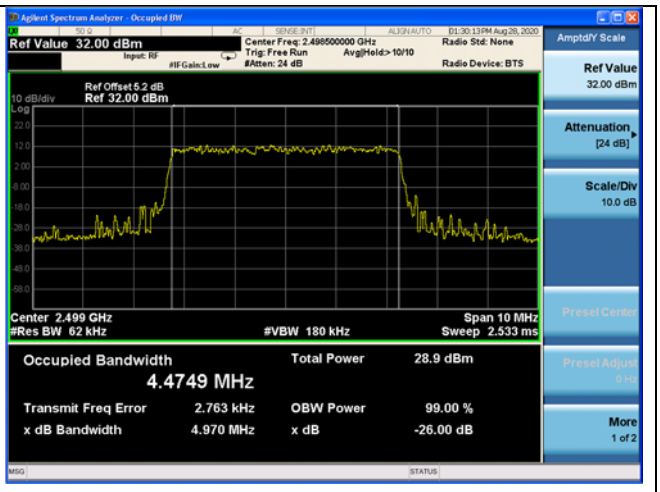

Fig.2

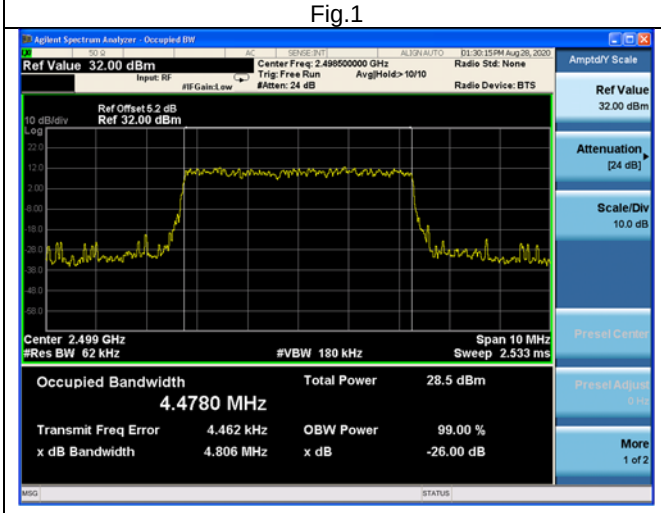

Fig.3

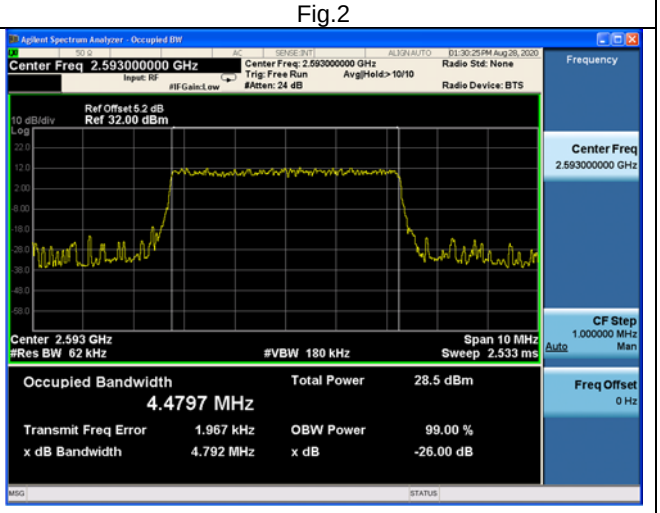

Fig.4

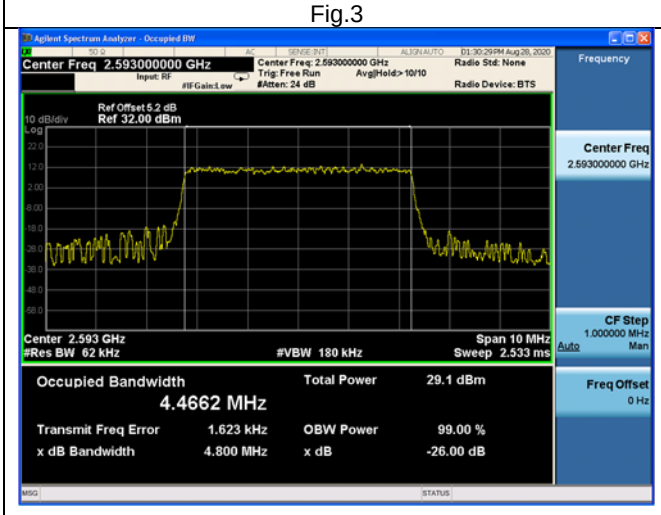

Fig.5

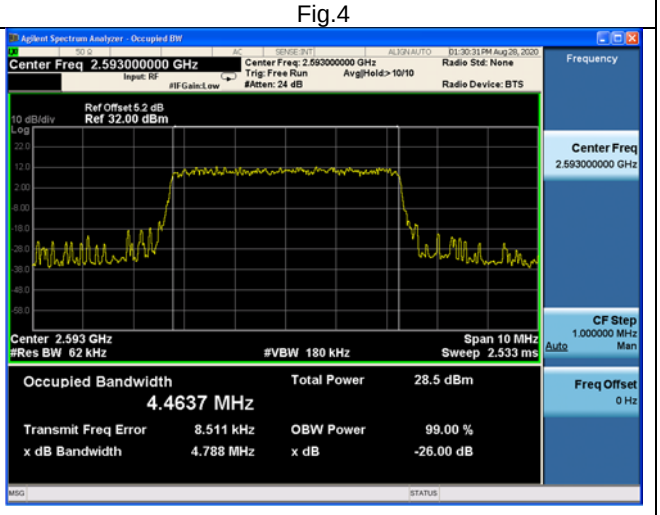

Fig.6

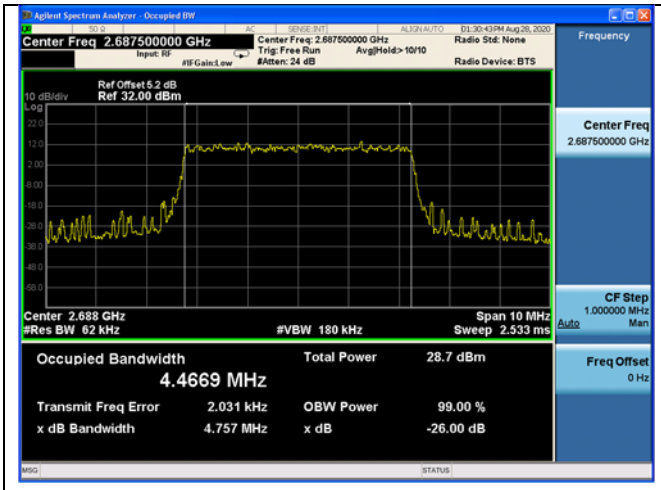

Fig.7

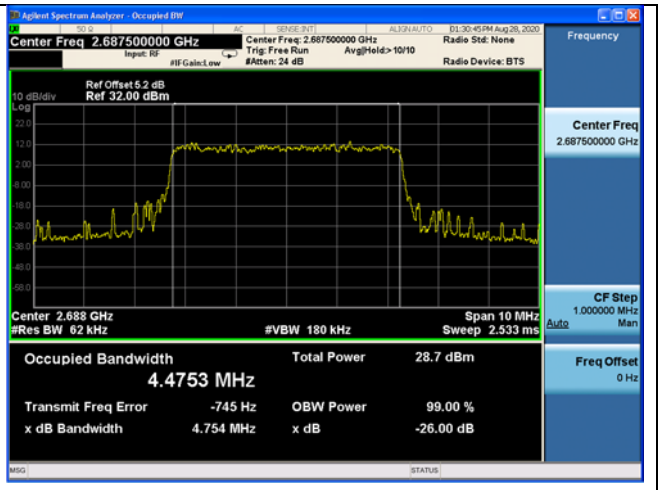

Fig.8

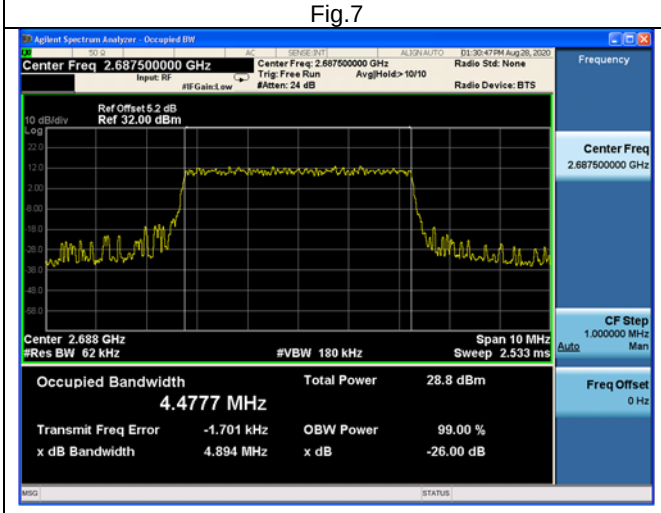

Fig.9

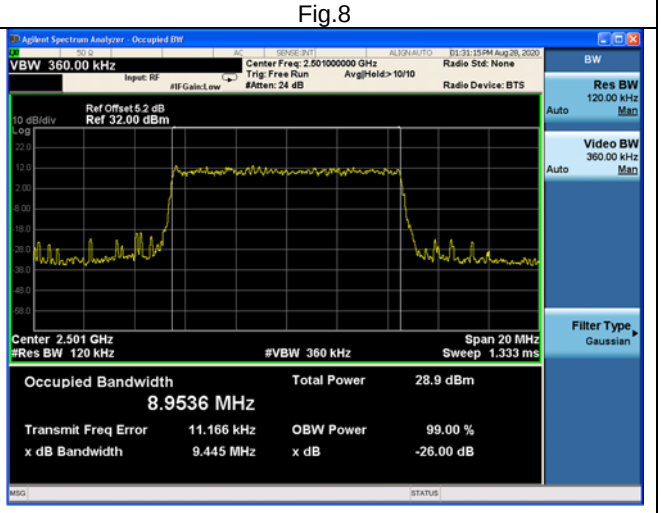

Fig.10

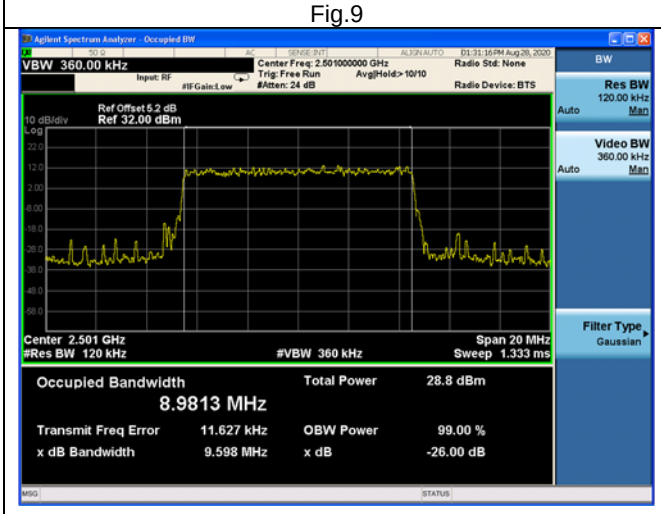

Fig.11

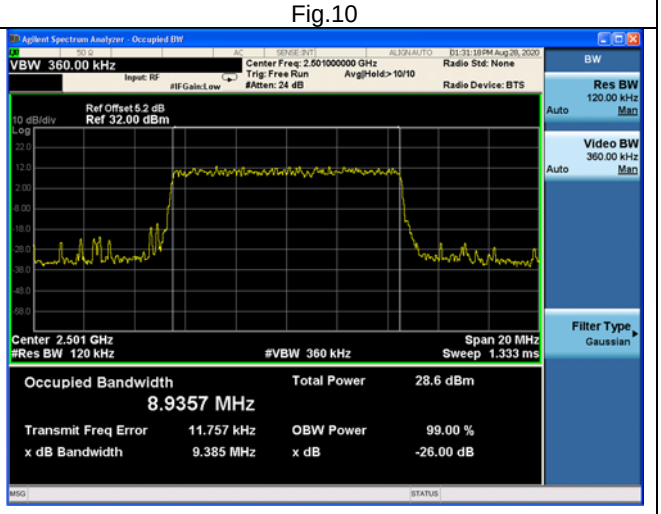

Fig.12

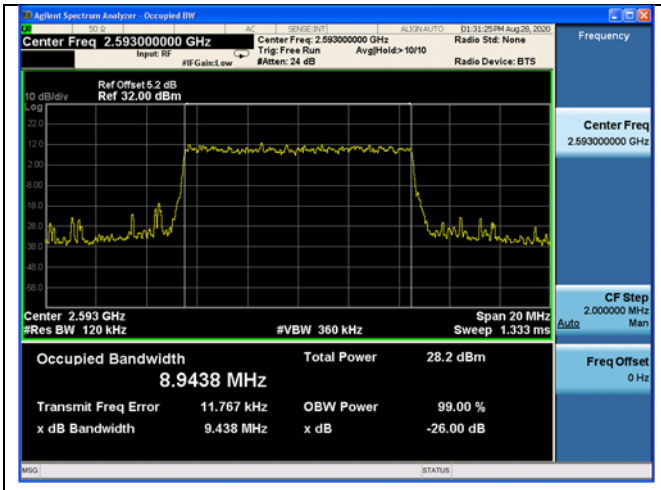

Fig.13

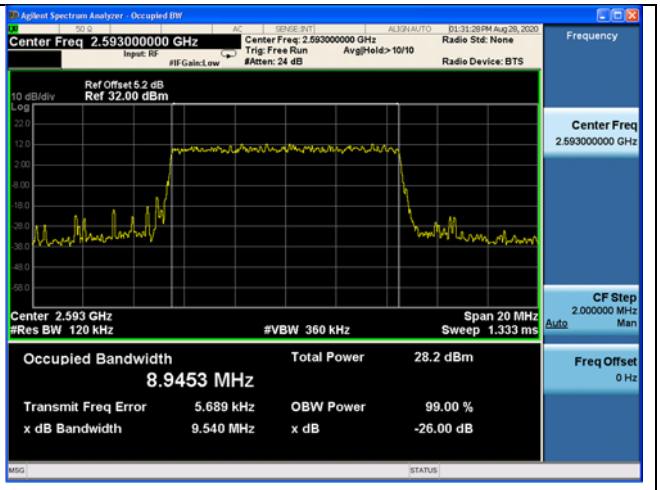

Fig.14

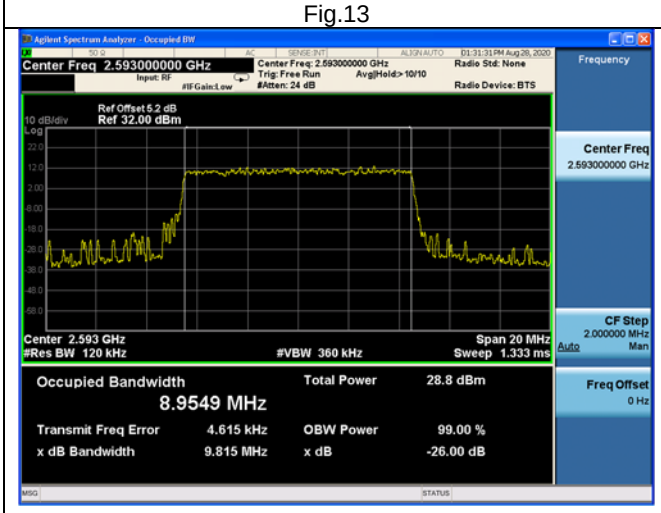

Fig.15

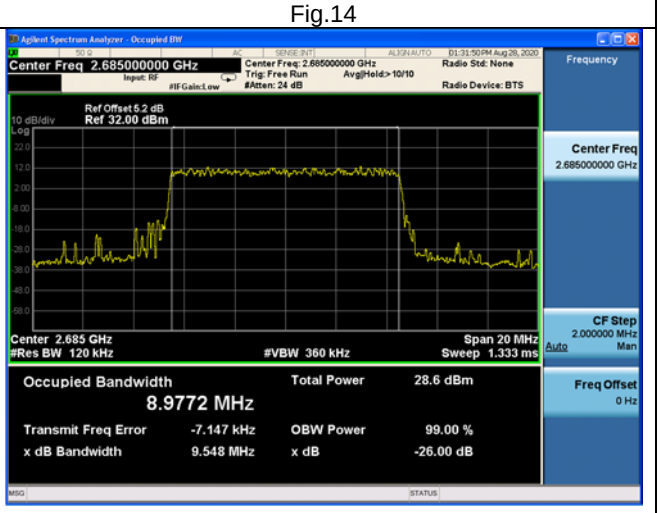

Fig.16

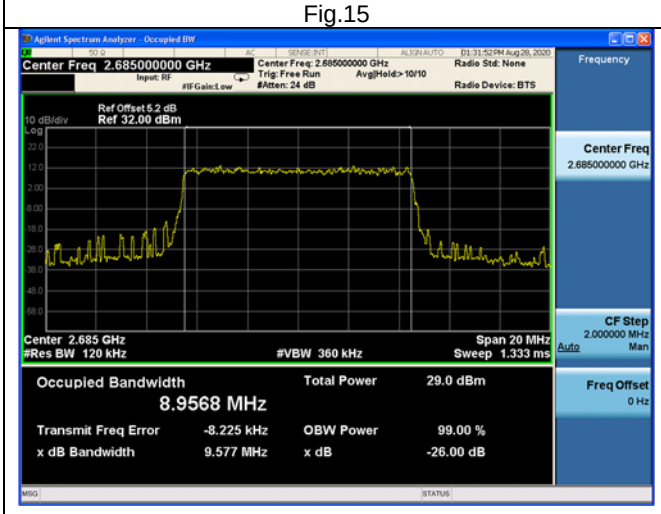

Fig.17

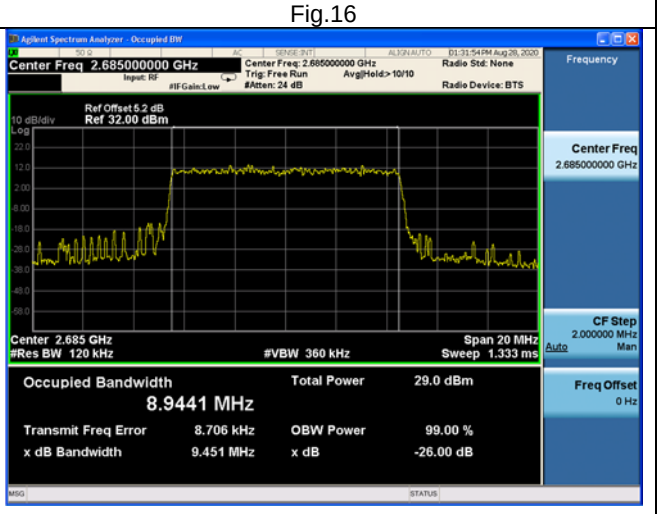

Fig.18

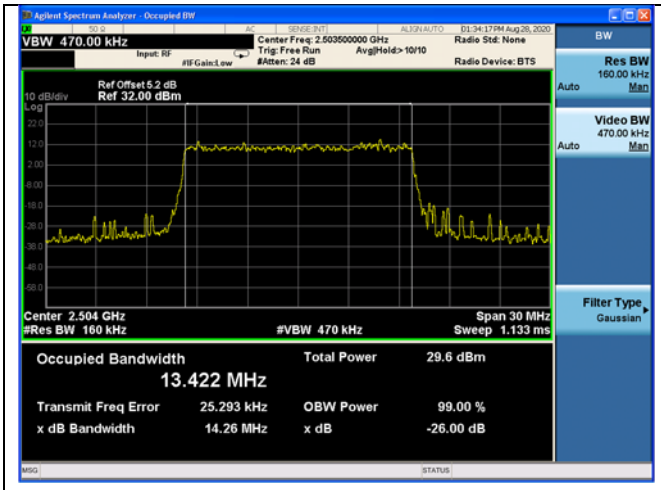

Fig.19

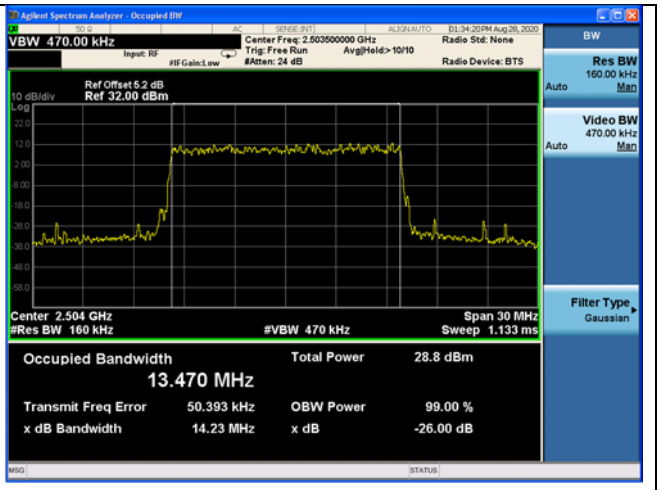

Fig.20

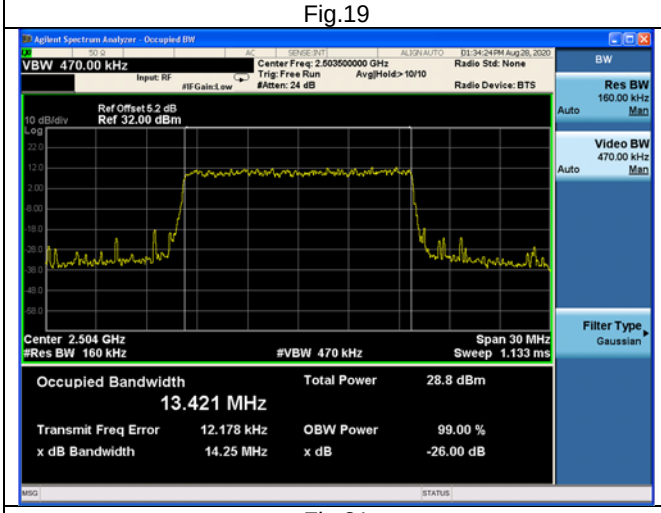

Fig.21

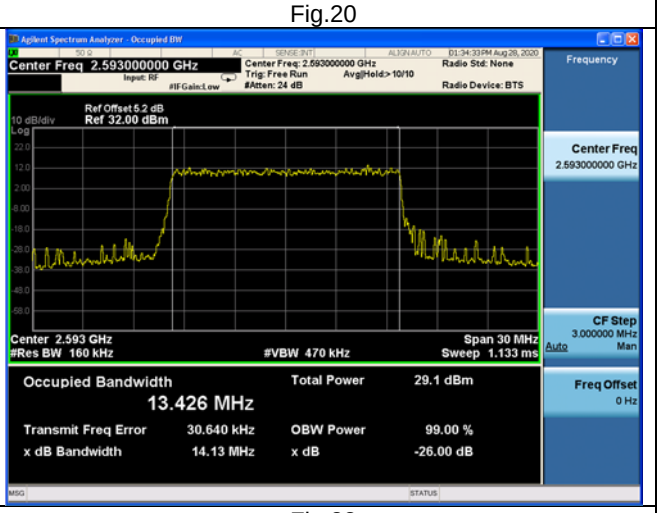

Fig.22

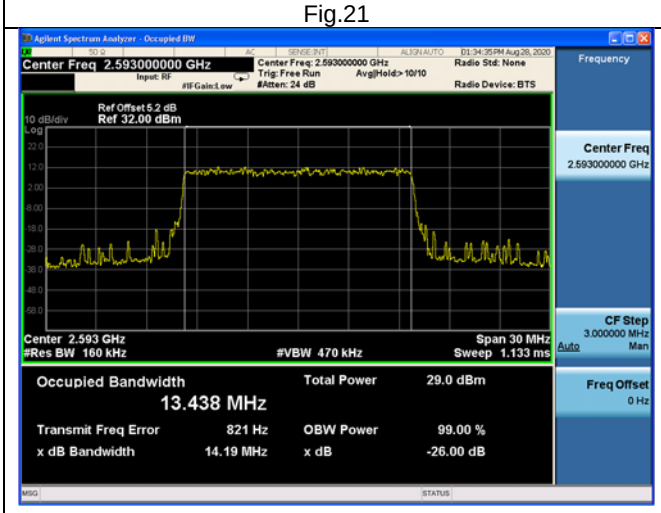

Fig.23

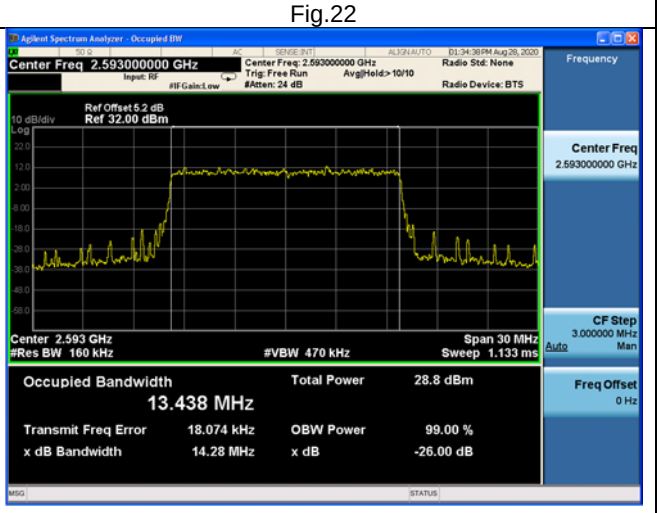

Fig.24

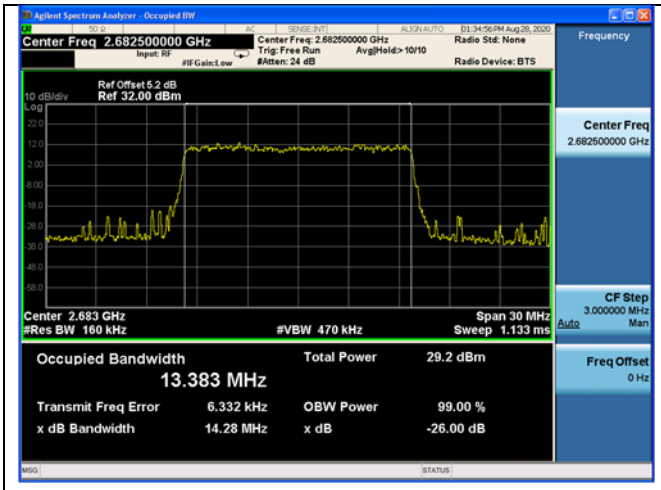

Fig.25

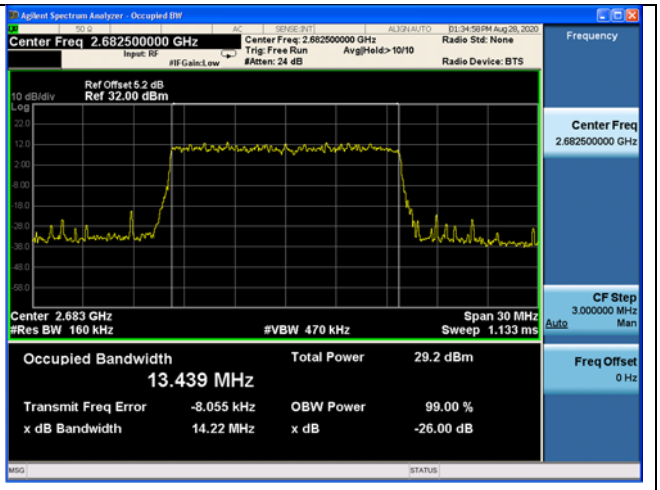

Fig.26

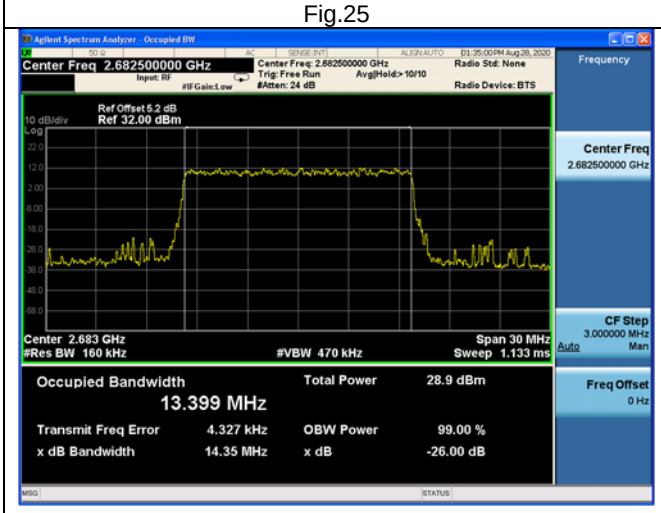

Fig.27

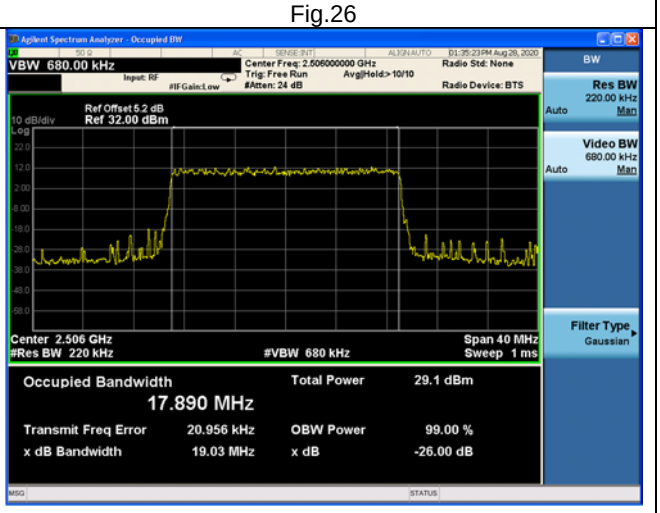

Fig.28

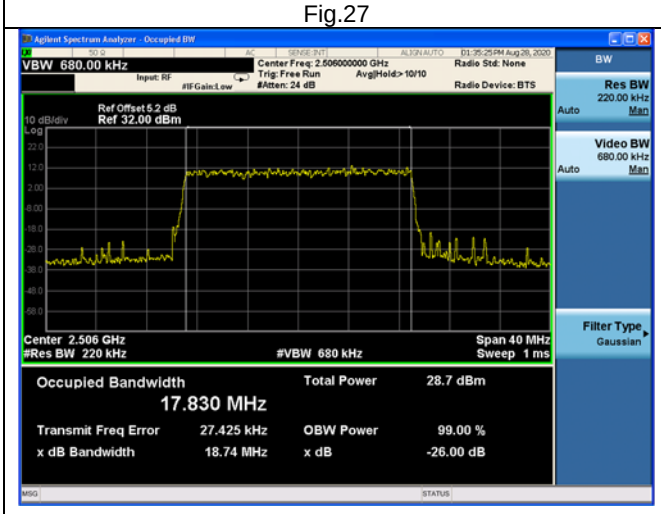

Fig.29

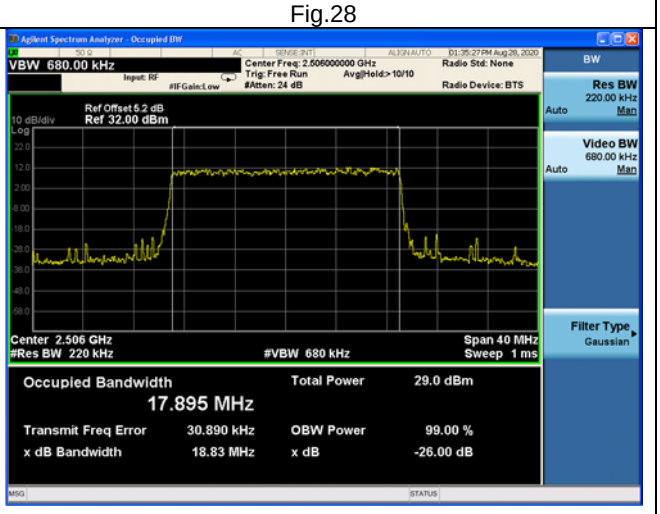

Fig.30

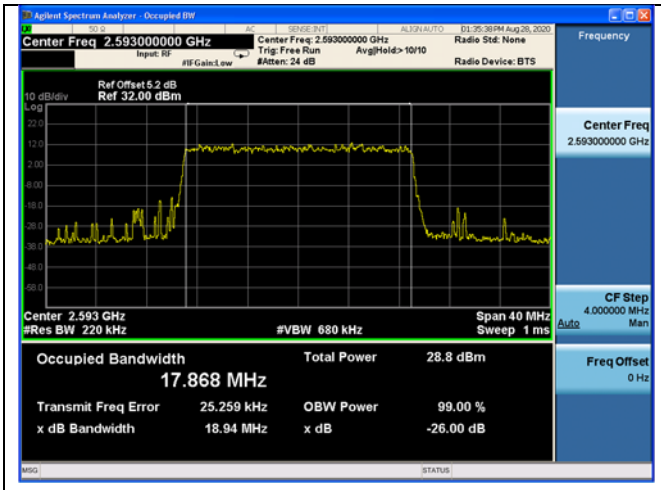

Fig.31

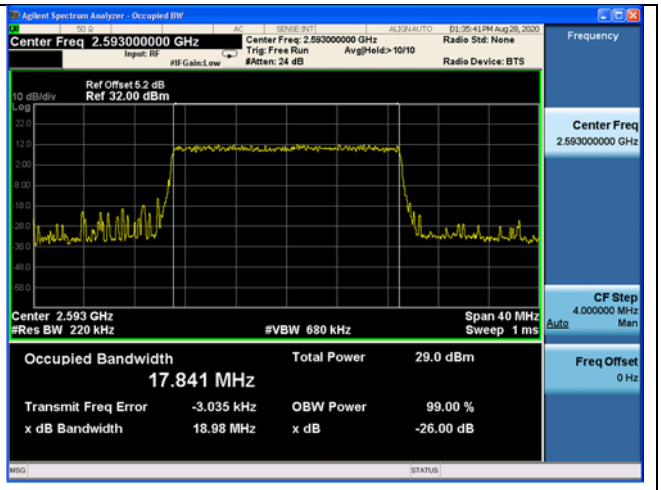

Fig.32

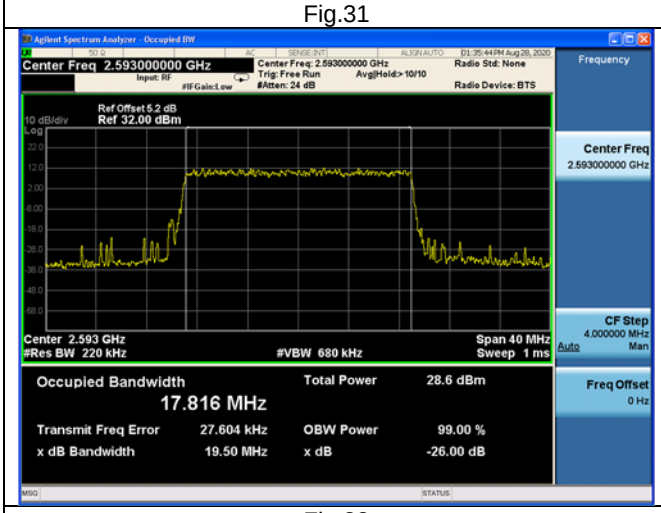

Fig.33

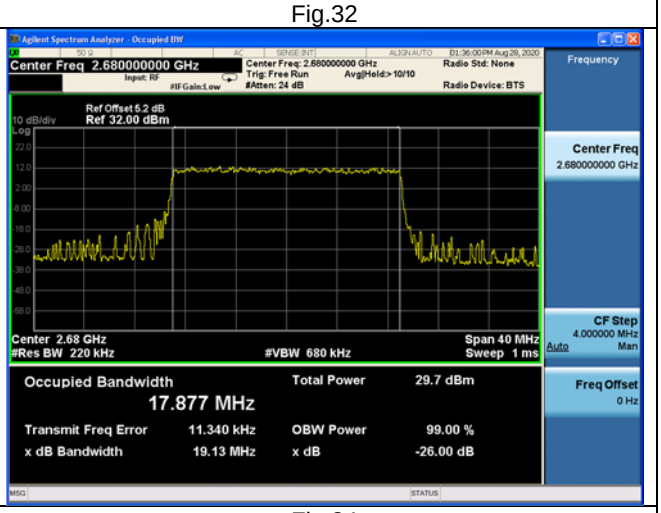

Fig.34

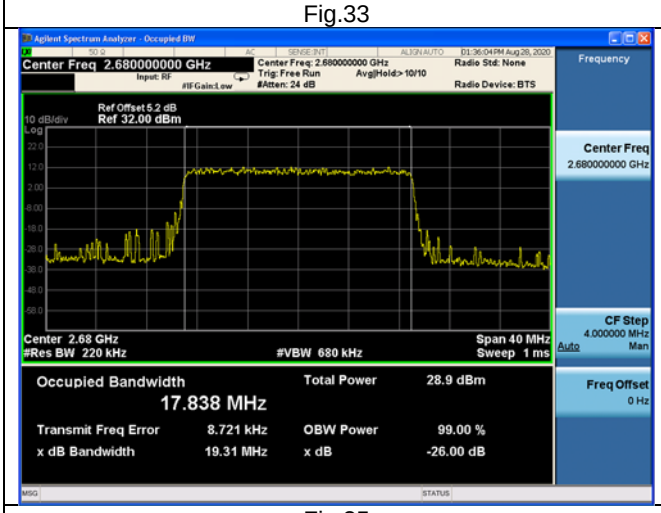

Fig.35

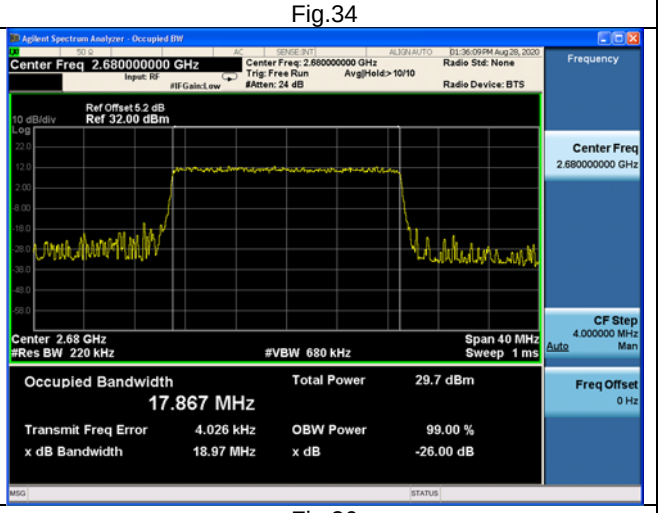

Fig.36

3 Peak-Average Ratio

Band	Carrier frequency (MHz)	Channel	BW (MHz)	RB Size	RB Offset	QPSK	16-QAM	64-QAM
41	2593	40620	5	1	0	Fig.1	Fig.2	Fig.3
			10	1	0	Fig.4	Fig.5	Fig.6
			15	1	0	Fig.7	Fig.8	Fig.9
			20	1	0	Fig.10	Fig.11	Fig.12

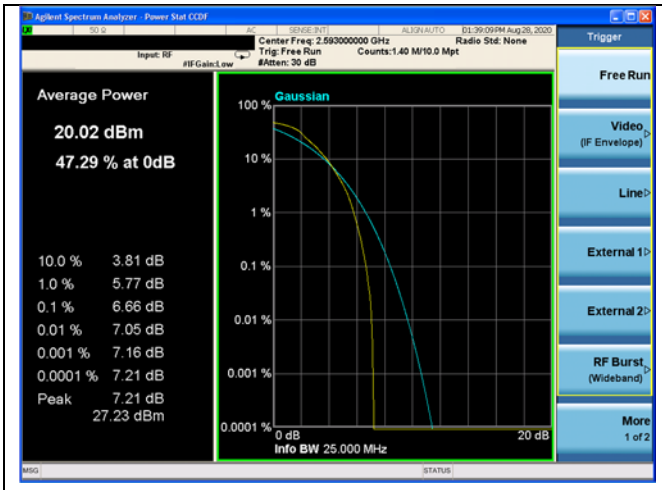

Fig.1

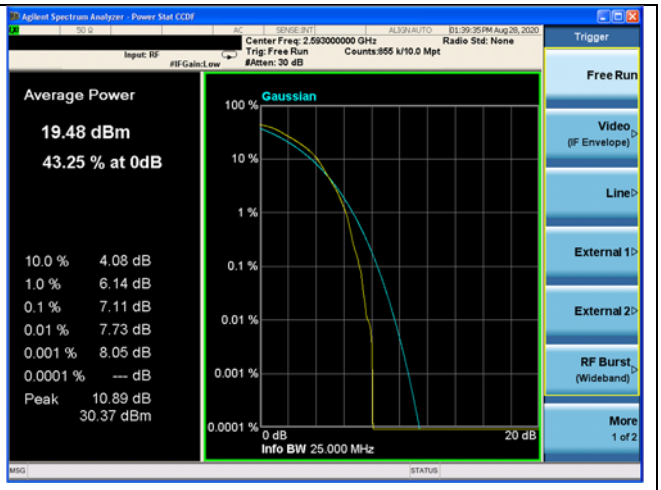

Fig.2

Fig.3

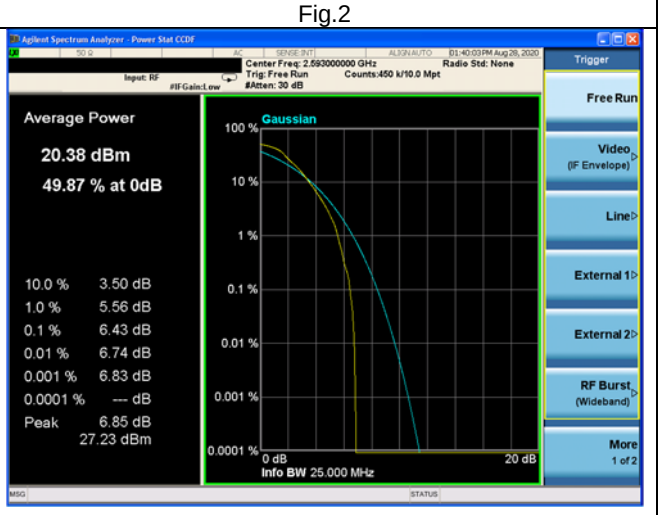

Fig.4

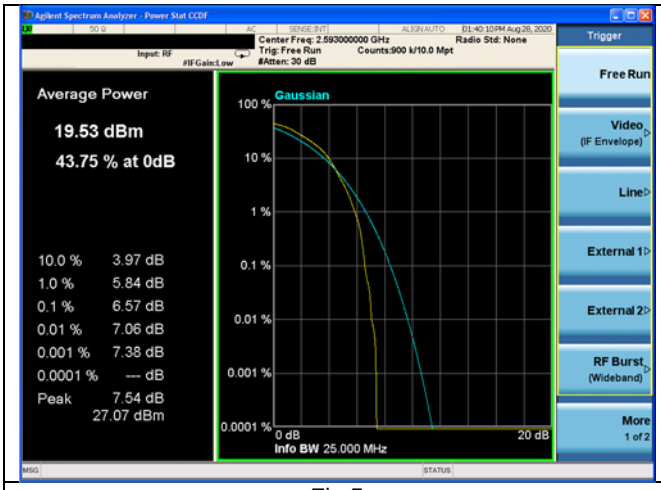

Fig.5

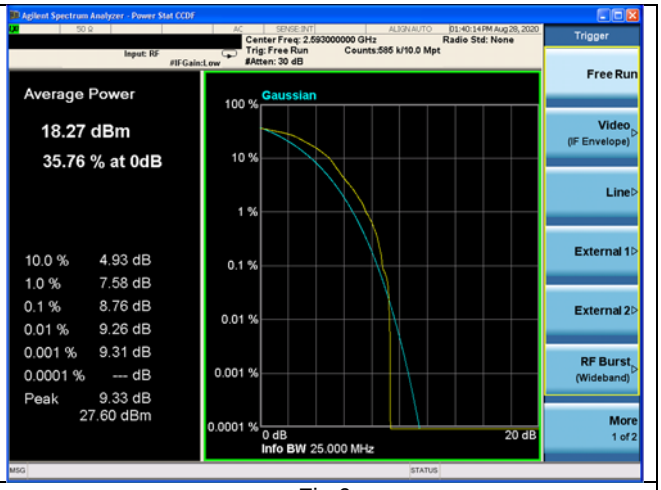

Fig.6

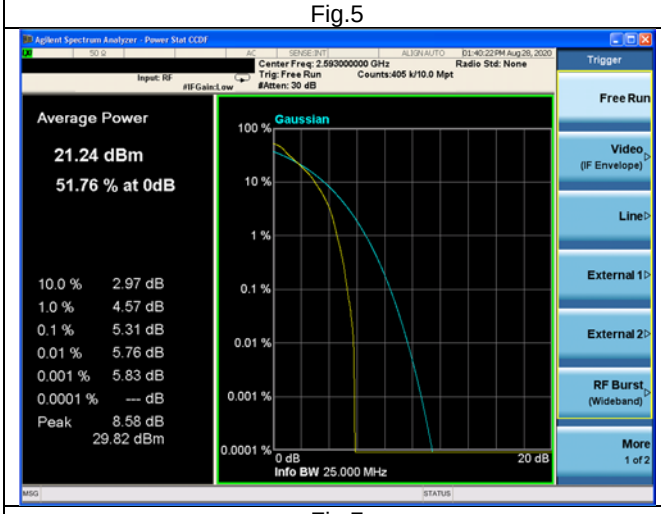

Fig.7

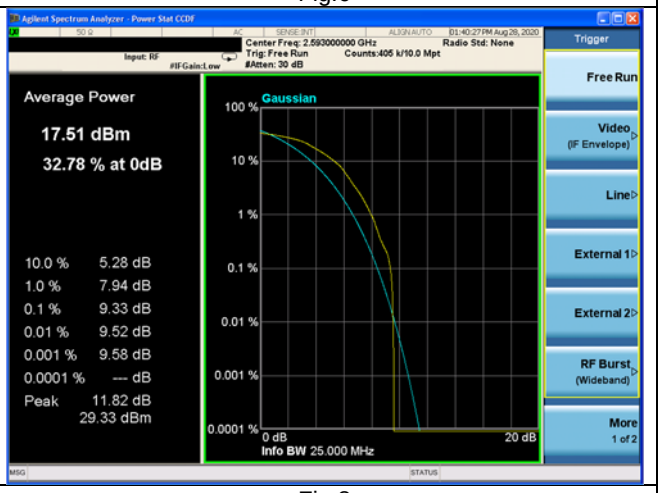

Fig.8

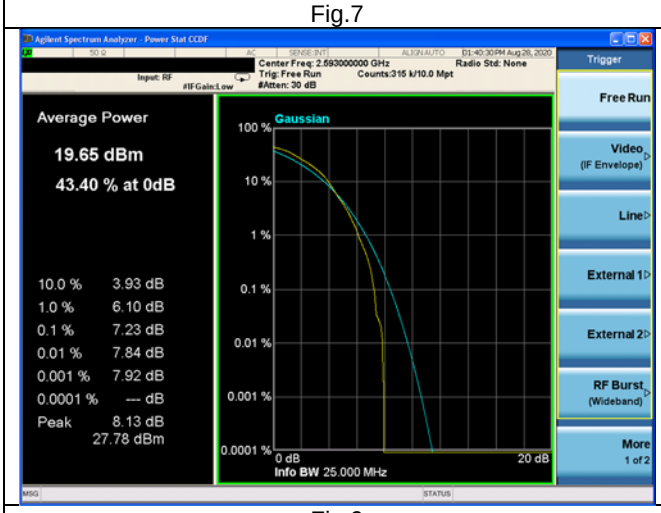

Fig.9

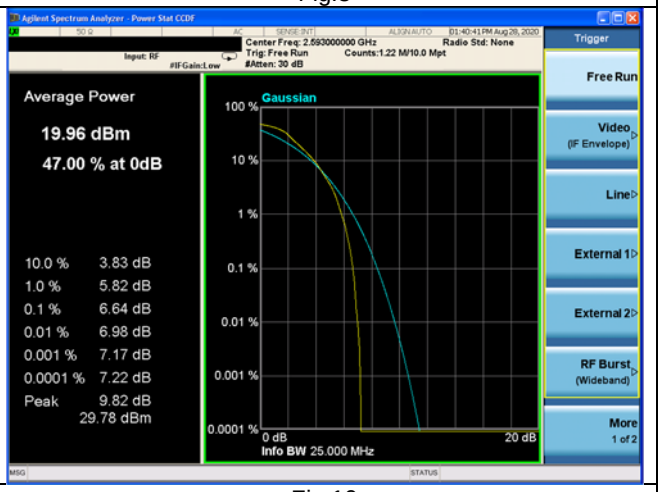

Fig.10

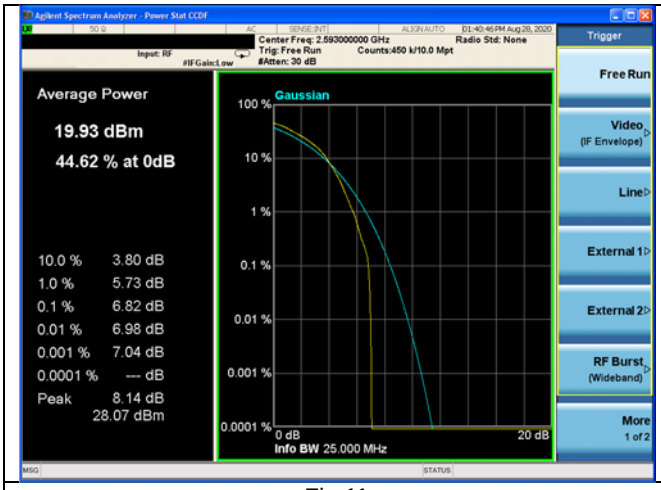
Agilent Spectrum Analyzer - Power Stat CCDF
Center Freq: 2.593000000 GHz
Trig: Free Run
Counts:450 k/10.0 Mpt
#Atten: 30 dB
Radio Std: None
Average Power
19.93 dBm
44.62 % at 0dB
10.0 % 3.80 dB
1.0 % 5.73 dB
0.1 % 6.82 dB
0.01 % 6.98 dB
0.001 % 7.04 dB
0.0001 % --- dB
Peak 8.14 dB
28.07 dBm
Gaussian
100 %
10 %
1 %
0.1 %
0.01 %
0.001 %
0.0001 %
0 dB
20 dB
Info BW 25.000 MHz
Trigger
Free Run
Video
(IF Envelope)
Line
External 1
External 2
RF Burst
(Wideband)
More
1 of 2

Fig.11

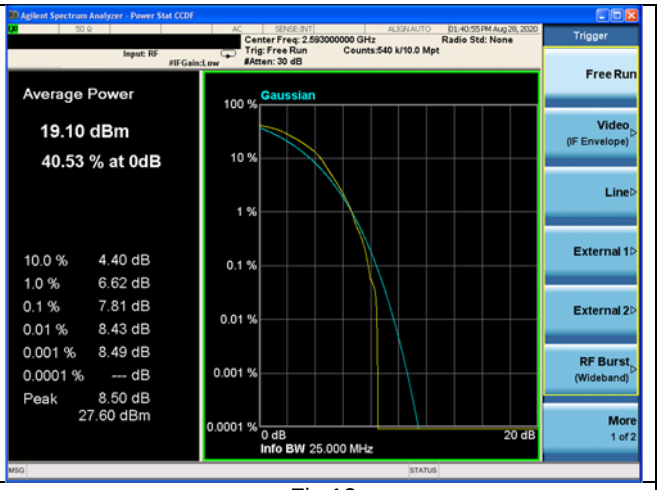
Agilent Spectrum Analyzer - Power Stat CCDF
Center Freq: 2.593000000 GHz
Trig: Free Run
Counts:540 k/10.0 Mpt
#Atten: 30 dB
Radio Std: None
Average Power
19.10 dBm
40.53 % at 0dB
10.0 % 4.40 dB
1.0 % 6.62 dB
0.1 % 7.81 dB
0.01 % 8.43 dB
0.001 % 8.49 dB
0.0001 % --- dB
Peak 8.50 dB
27.60 dBm
Gaussian
100 %
10 %
1 %
0.1 %
0.01 %
0.001 %
0.0001 %
0 dB
20 dB
Info BW 25.000 MHz
Trigger
Free Run
Video
(IF Envelope)
Line
External 1
External 2
RF Burst
(Wideband)
More
1 of 2

Fig.12

4 Spurious Emissions at antenna terminal

Band	Carrier frequency (MHz)	Channel	BW	RB Size	RB Offset	Conducted
						QPSK
41	2506	39750	20	1	0	Fig.1-2
	2593	40620	20	1	0	Fig.3-4
	2680	41490	20	1	0	Fig.5-6

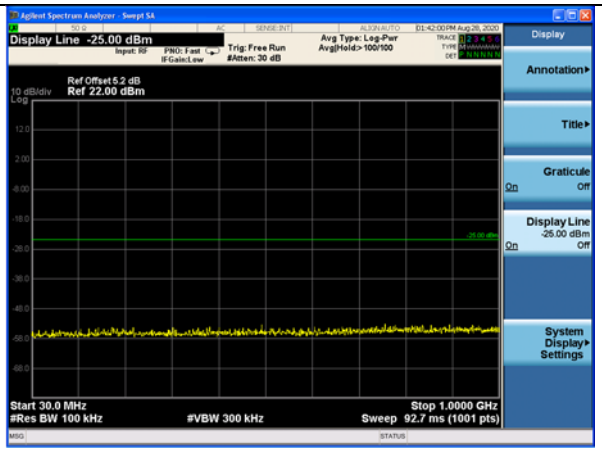

Fig1

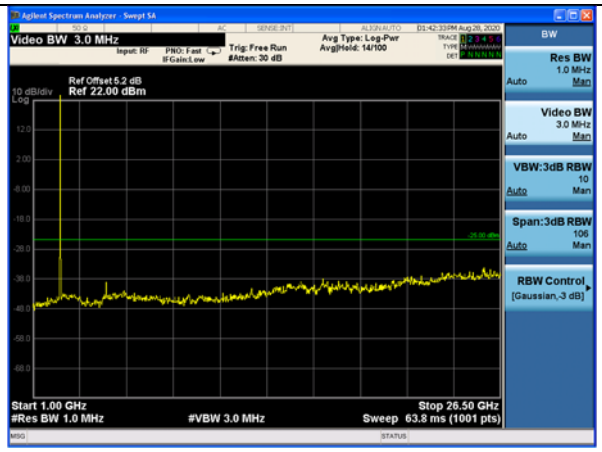

Fig2

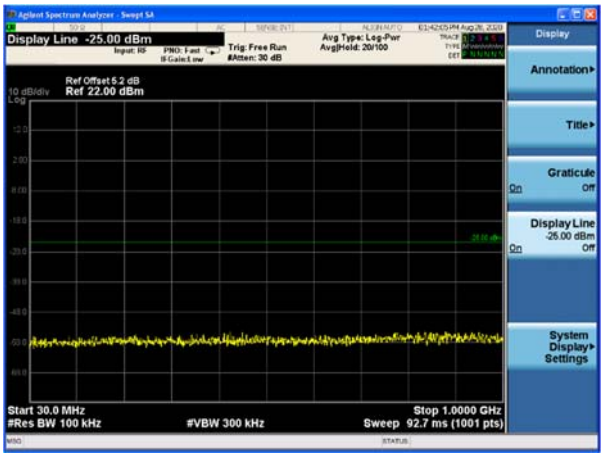

Fig3

Fig4

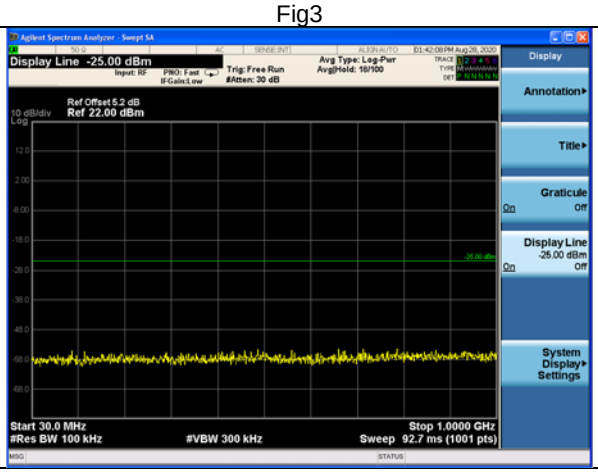

Fig5

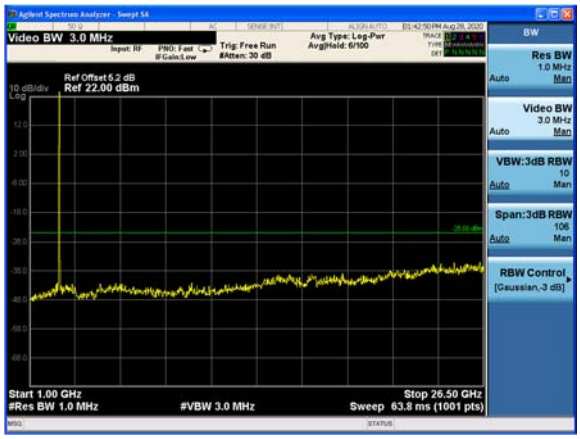

Fig6

5 Band Edges Compliance

Test result

Band	Carrier frequency (MHz)	Channel	BW	RB Size	RB Offset	Band Edges Plot
						QPSK
41	2498.5	39675	5	1	0	Fig.1
				25	0	Fig.2
	2687.5	41565		1	24	Fig.3
				25	0	Fig.4
	2501	39700	10	1	0	Fig.5
				50	0	Fig.6
	2685	41540		1	49	Fig.7
				50	0	Fig.8
	2503.5	39725	15	1	0	Fig.9
				75	0	Fig.10
	2682.5	41515		1	74	Fig.11
				75	0	Fig.12
	2506	39750	20	1	0	Fig.13
				100	0	Fig.14
	2680	41490		1	99	Fig.15
				100	0	Fig.16

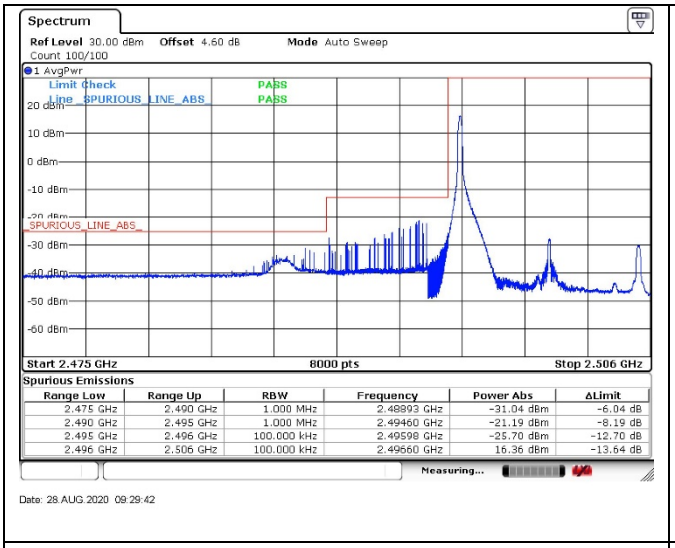

Fig.1

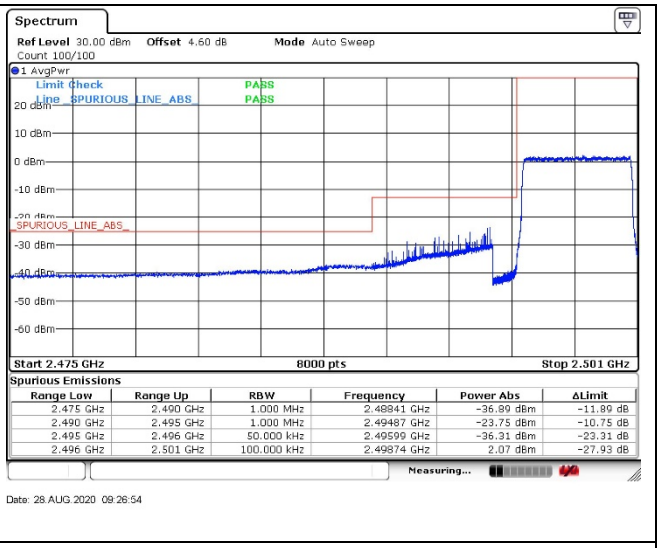

Fig.2