TEST REPORT

No. I19N00570-RF-LTE

for

Yulong Computer Telecommunication Scientific (Shenzhen) Co., Ltd

smartphone

Model Name: cp3705AS

FCC ID: R38YLCP3705AS

with

Hardware Version: P0

Software Version: 9.0.3705AS.SPRINT.190408.1D

Issued Date: 2019-05-16

Note:

The test results in this test report relate only to the devices specified in this report. This report shall not be reproduced except in full without the written approval of SAICT.

Test Laboratory:

Designation Number: CN1210

SAICT, Shenzhen Academy of Information and Communications Technology

Building G, Shenzhen International Innovation Center, No.1006 Shennan Road, Futian District, Shenzhen, Guangdong, P. R. China 518026.

Tel: +86(0)755-33322000, Fax: +86(0)755-33322001

Email: yewu@caict.ac.cn, website: www.cszit.com

©Copyright. All rights reserved by SAICT.

REPORT HISTORY

Report Number	Revision	Description	Issue Date
I19N00570-RF-LTE	Rev.0	1st edition	2019-05-16

©Copyright. All rights reserved by SAICT.

CONTENTS

1. TEST LABORATORY 4
1.1. TESTING LOCATION 4
1.2. TESTING ENVIRONMENT 4
1.3. PROJECT DATA 4
1.4. SIGNATURE 4
2. CLIENT INFORMATION 5
2.1. APPLICANT INFORMATION 5
2.2. MANUFACTURER INFORMATION 5
3. EQUIPMENT UNDER TEST (EUT) AND ANCILLARY EQUIPMENT (AE) 6
3.1. ABOUT EUT 6
3.2. INTERNAL IDENTIFICATION OF EUT USED DURING THE TEST 6
3.3. INTERNAL IDENTIFICATION OF AE USED DURING THE TEST 6
3.4. GENERAL DESCRIPTION 6
4. REFERENCE DOCUMENTS 7
5. LABORATORY ENVIRONMENT 8
6. SUMMARY OF TEST RESULTS 9
7. STATEMENT 14
8. TEST EQUIPMENTS UTILIZED 15
ANNEX A: MEASUREMENT RESULTS 16
A.1 OUTPUT POWER 16
A.2 FIELD STRENGTH OF SPURIOUS RADIATION 71
A.3 FREQUENCY STABILITY 99
A.4 OCCUPIED BANDWIDTH 107
A.5 EMISSION BANDWIDTH 173
A.6 BAND EDGE COMPLIANCE 239
A.7 CONDUCTED SPURIOUS EMISSION 286
A.8 PEAK-TO-AVERAGE POWER RATIO 295

©Copyright. All rights reserved by SAICT.

1. TEST LABORATORY

1.1. Testing Location

Company Name:	Shenzhen Academy of Information and Communications Technology
Address:	Building G, Shenzhen International Innovation Center, No.1006 Shennan Road, Futian District, Shenzhen, Guangdong, P. R. China
Postal Code:	518026
Telephone:	+86(0)755-33322000
Fax:	+86(0)755-33322001

1.2. Testing Environment

Normal Temperature:	15-35℃
Relative Humidity:	20-75%

1.3. Project data

Testing Start Date:	2019-03-23
Testing End Date:	2019-05-15

1.4. Signature

Lai Minghua
(Prepared this test report)

Huang Qiuqin
(Reviewed this test report)

Zhang Hao
(Approved this test report)

©Copyright. All rights reserved by SAICT.

2. CLIENT INFORMATION

2.1. Applicant Information

Company Name:	Yulong Computer Telecommunication Scientific (Shenzhen) Co., Ltd
Address /Post:	Building B, Boton Science Park, Chaguang Road, Xili Town, Nanshan District, Shenzhen
Contact Person:	Yentl Chen
Contact Email	chenyanting@yulong.com
Telephone:	+86 15927320221
Fax:	/

2.2. Manufacturer Information

Company Name:	Yulong Computer Telecommunication Scientific (Shenzhen) Co., Ltd
Address /Post:	Building B, Boton Science Park, Chaguang Road, Xili Town, Nanshan District, Shenzhen
Contact Person:	Yentl Chen
Contact Email	chenyanting@yulong.com
Telephone:	+86 15927320221
Fax:	/

©Copyright. All rights reserved by SAICT.

3. Equipment Under Test (EUT) and Ancillary Equipment (AE)

3.1. About EUT

Description	smartphone
Model Name	cp3705AS
FCC ID	R38YLCP3705AS
Frequency Bands	LTE Bands 2,4,5,7,12,13,25,26,41,66,71, CA_41C
Antenna	Integrated
Extreme vol. Limits	3.5VDC to 4.3VDC (nominal: 3.85VDC)
Extreme temp. Tolerance	-15°C to +55°C
Condition of EUT as received	No abnormality in appearance

3.2. Internal Identification of EUT used during the test

EUT ID*	IMEI	HW Version	SW Version	Sample Arrival Date
UT14aa	/	P0	9.0.3705AS.SPRINT.190408.1D	2019-03-23

*EUT ID: is used to identify the test sample in the lab internally.

3.3. Internal Identification of AE used during the test

AE ID*	Description
AE ID*	Description
AE1	Battery1
AE2	Battery2
AE3	Charger

AE1

Model	Li-ion Polymer
Manufacturer	Tianjin Lishen
Capacitance	3980mAh

AE2

Model	Li-ion Polymer
Manufacturer	Zhuhai Coslight
Capacitance	3980mAh

AE3

Model	Q3W18-1U-A
Manufacturer	Shenzhen Ruide

*AE ID: is used to identify the test sample in the lab internally.

3.4. General Description

The Equipment Under Test (EUT) is a model TD-LTE mobile phone with integrated antenna. It consists of normal options: lithium battery, charger. Manual and specifications of the EUT were provided to fulfil the test.

©Copyright. All rights reserved by SAICT.

4. REFERENCE DOCUMENTS

The following documents listed in this section are referred for testing.

Reference	Title	Version
FCC Part 22	PUBLIC MOBILE SERVICES	10-1-17 Edition
FCC Part 24	PERSONAL COMMUNICATIONS SERVICES	10-1-17 Edition
FCC Part 2	FREQUENCY ALLOCATIONS AND RADIO TREATY MATTERS; GENERAL RULES AND REGULATIONS	10-1-17 Edition
FCC Part 27	MISCELLANEOUS WIRELESS COMMUNICATIONS SERVICES	10-1-17 Edition
ANSI C63.26	American National Standard of Procedures for Compliance Testing of Licensed Transmitters Used in Licensed Radio Service	2015

©Copyright. All rights reserved by SAICT.

5. LABORATORY ENVIRONMENT

Control room / conducted chamber did not exceed following limits along the RF testing:

Temperature	Min. = 15 ℃, Max. = 35 ℃
Relative humidity	Min. =20 %, Max. = 80 %
Shielding effectiveness	> 110 dB
Electrical insulation	>2 MΩ
Ground system resistance	< 0.5 Ω

Fully-anechoic chamber did not exceed following limits along the EMC testing

Temperature	Min. = 15 ℃, Max. = 35 ℃
Relative humidity	Min. = 15 %, Max. = 75 %
Shielding effectiveness	0.014MHz-1MHz> 60 dB; 1MHz-18000MHz>90 dB
Electrical insulation	> 2MΩ
Ground system resistance	< 4 Ω
Voltage Standing Wave Ratio （VSWR）	≤ 6 dB, from 1 to 18 GHz，3 m distance
Uniformity of field strength	Between 0 and 6 dB, from 80 to 6000 MHz

©Copyright. All rights reserved by SAICT.

6. SUMMARY OF TEST RESULTS

Abbreviations used in this clause:		
Verdict Column	P	Pass
	F	Fail
	NA	Not applicable
	NM	Not measured
Location Column	A/B/C/D	The test is performed in test location A, B, C or D which are described in section 1.1 of this report

LTE Band 2

Items	Test Name	Clause in FCC rules	Section in this report	Verdict
1	Output Power	2.1046/24.232	A.1	P
2	Field Strength of Spurious Radiation	2.1053/24.238	A.2	P
3	Frequency Stability	2.1055/24.235	A.3	P
4	Occupied Bandwidth	2.1049/24.238	A.4	P
5	Emission Bandwidth	2.1049/24.238	A.5	P
6	Band Edge Compliance	2.1051/24.238	A.6	P
7	Conducted Spurious Emission	2.1051/24.238	A.7	P
8	Peak to Average Power Ratio	24.232	A.8	P

LTE Band 4

Items	Test Name	Clause in FCC rules	Section in this report	Verdict
1	Output Power	2.1046/27.50(d)	A.1	P
2	Field Strength of Spurious Radiation	2.1053/27.53(h)	A.2	P
3	Frequency Stability	2.1055/27.54	A.3	P
4	Occupied Bandwidth	2.1049/27.53(g)	A.4	P
5	Emission Bandwidth	2.1049/27.53(g)	A.5	P
6	Band Edge Compliance	2.1051/27.53(h)	A.6	P
7	Conducted Spurious Emission	2.1051/27.53(h)	A.7	P
8	Peak to Average Power Ratio	27.50(d)	A.8	P

©Copyright. All rights reserved by SAICT.

LTE Band 5

Items	Test Name	Clause in FCC rules	Section in this report	Verdict
1	Output Power	2.1046/22.913	A.1	P
2	Field Strength of Spurious Radiation	2.1053/22.917	A.2	P
3	Frequency Stability	2.1055/22.355	A.3	P
4	Occupied Bandwidth	2.1049/22.917	A.4	P
5	Emission Bandwidth	2.1049/22.917	A.5	P
6	Band Edge Compliance	2.1051/22.917	A.6	P
7	Conducted Spurious Emission	2.1051/22.917	A.7	P

LTE Band 7

Items	Test Name	Clause in FCC rules	Section in this report	Verdict
1	Output Power	2.1046/27.50(h)	A.1	P
2	Field Strength of Spurious Radiation	2.1053/27.53(m)	A.2	P
3	Frequency Stability	2.1055/27.54	A.3	P
4	Occupied Bandwidth	2.1049/27.53(m)	A.4	P
5	Emission Bandwidth	2.1049/27.53(m)	A.5	P
6	Band Edge Compliance	2.1051/27.53(m)	A.6	P
7	Conducted Spurious Emission	2.1051/27.53(m)	A.7	P
8	Peak to Average Power Ratio	27.50(a)	A.8	P

LTE Band 12

Items	Test Name	Clause in FCC rules	Section in this report	Verdict
1	Output Power	2.1046/27.50(c)	A.1	P
2	Field Strength of Spurious Radiation	2.1053/27.53(g)	A.2	P
3	Frequency Stability	2.1055/27.54	A.3	P
4	Occupied Bandwidth	2.1049/27.53(g)	A.4	P
5	Emission Bandwidth	2.1049/27.53(g)	A.5	P
6	Band Edge Compliance	2.1051/27.53(g)	A.6	P
7	Conducted Spurious Emission	2.1051/27.53(g)	A.7	P
8	Peak to Average Power Ratio	27.50(a)	A.8	P

©Copyright. All rights reserved by SAICT.

LTE Band 13

Items	Test Name	Clause in FCC rules	Section in this report	Verdict
1	Output Power	2.1046/27.50(b)	A.1	P
2	Field Strength of Spurious Radiation	2.1053/27.53(c)	A.2	P
3	Frequency Stability	2.1055/27.54	A.3	P
4	Occupied Bandwidth	2.1049/27.53(c)	A.4	P
5	Emission Bandwidth	2.1049/27.53(c)	A.5	P
6	Band Edge Compliance	2.1051/27.53(c)	A.6	P
7	Conducted Spurious Emission	2.1051/27.53(c)	A.7	P
8	Peak to Average Power Ratio	27.50(a)	A.8	P

LTE Band 25

Items	Test Name	Clause in FCC rules	Section in this report	Verdict
1	Output Power	2.1046/24.232	A.1	P
2	Field Strength of Spurious Radiation	2.1053/24.238	A.2	P
3	Frequency Stability	2.1055/24.235	A.3	P
4	Occupied Bandwidth	2.1049/24.238	A.4	P
5	Emission Bandwidth	2.1049/24.238	A.5	P
6	Band Edge Compliance	2.1051/24.238	A.6	P
7	Conducted Spurious Emission	2.1051/24.238	A.7	P
8	Peak to Average Power Ratio	24.232	A.8	P

LTE band 26(824MHz-849MHz)

Items	Test Name	Clause in FCC rules	Section in this report	Verdict
1	Output Power	2.1046/22.913	A.1	P
2	Field Strength of Spurious Radiation	2.1053/22.917	A.2	P
3	Frequency Stability	2.1055/22.355	A.3	P
4	Occupied Bandwidth	2.1049/22.917	A.4	P
5	Emission Bandwidth	2.1049/22.917	A.5	P
6	Band Edge Compliance	2.1051/22.917	A.6	P
7	Conducted Spurious Emission	2.1051/22.917	A.7	P

©Copyright. All rights reserved by SAICT.

LTE Band 41

Items	Test Name	Clause in FCC rules	Section in this report	Verdict
1	Output Power	2.1046/27.50(h)	A.1	P
2	Field Strength of Spurious Radiation	2.1053/27.53(m)	A.2	P
3	Frequency Stability	2.1055/27.54	A.3	P
4	Occupied Bandwidth	2.1049/27.53(m)	A.4	P
5	Emission Bandwidth	2.1049/27.53(m)	A.5	P
6	Band Edge Compliance	2.1051/27.53(m)	A.6	P
7	Conducted Spurious Emission	2.1051/27.53(m)	A.7	P
8	Peak to Average Power Ratio	27.50(a)	A.8	P

LTE Band 66

Items	Test Name	Clause in FCC rules	Section in this report	Verdict
1	Output Power	2.1046/27.50(d)	A.1	P
2	Field Strength of Spurious Radiation	2.1053/27.53(h)	A.2	P
3	Frequency Stability	2.1055/27.54	A.3	P
4	Occupied Bandwidth	2.1049/27.53(h)	A.4	P
5	Emission Bandwidth	2.1049/27.53(h)	A.5	P
6	Band Edge Compliance	2.1051/27.53(h)	A.6	P
7	Conducted Spurious Emission	2.1051/27.53(h)	A.7	P
8	Peak to Average Power Ratio	27.50(a)	A.8	P

LTE Band 71

Items	Test Name	Clause in FCC rules	Section in this report	Verdict
1	Output Power	2.1046/27.50(c)	A.1	P
2	Field Strength of Spurious Radiation	2.1053/27.53(g)	A.2	P
3	Frequency Stability	2.1055/27.54	A.3	P
4	Occupied Bandwidth	2.1049/27.53(g)	A.4	P
5	Emission Bandwidth	2.1049/27.53(g)	A.5	P
6	Band Edge Compliance	2.1051/27.53(g)	A.6	P
7	Conducted Spurious Emission	2.1051/27.53(g)	A.7	P
8	Peak to Average Power Ratio	27.50(a)	A.8	P

©Copyright. All rights reserved by SAICT.

LTE Band CA_41C

Items	Test Name	Clause in FCC rules	Section in this report	Verdict
1	Output Power	2.1046/27.50(h)	A.1	P
2	Field Strength of Spurious Radiation	2.1053/27.53(m)	A.2	P
3	Frequency Stability	2.1055/27.54	A.3	P
4	Occupied Bandwidth	2.1049/27.53(m)	A.4	P
5	Emission Bandwidth	2.1049/27.53(m)	A.5	P
6	Band Edge Compliance	2.1051/27.53(m)	A.6	P
7	Conducted Spurious Emission	2.1051/27.53(m)	A.7	P
8	Peak to Average Power Ratio	27.50(a)	A.8	P

©Copyright. All rights reserved by SAICT.

7. STATEMENT

Since the information of samples in this report is provided by the client, the laboratory is not respo nsible for the authenticity of sample information.

The test cases in this partial report requested by the applicant which are listed in section 6 of this test report have been successfully performed in the mobile phone specified in section 3 of this tes t report according to the procedure and test methods defined in type certification requirement liste d in section 4 of this test report

©Copyright. All rights reserved by SAICT.

8. TEST EQUIPMENTS UTILIZED

NO.	Description	Type	Manufacture	Series Number	Cal Due Date
1	Test Receiver	ESR7	R&S	101676	2019-11-28
2	BiLog Antenna	3142E	ETS	00224831	2021-05-17
3	Horn Antenna	3117	ETS-lindgren	00066577	2022-04-02
4	Horn Antenna	QSH-SL-18-26-S-20	Q-par	17013	2020-01-15
5	Antenna	BBHA 9120D	Schwarzbeck	1593	2019-12-11
6	Antenna	VUBA 9117	Schwarzbeck	207	2020-07-16
7	Antenna	QWH-SL-18-40-K-SG	Q-par	15979	2020-01-16
8	preamplifier	83017A	Agilent	MY39501110	/
9	Signal Generator	SMB100A	R&S	179725	2019-11-28
10	Fully Anechoic Chamber	FACT3-2.0	ETS-Lindgren	1285	2020-07-20
11	Spectrum Analyzer	FSV40	R&S	101192	2019-05-21
12	Universal Radio Communication Tester	CMW500	R&S	152499	2019-07-19
13	Universal Radio Communication Tester	CMW500	R&S	129146	2020-04-24
14	Spectrum Analyzer	FSU	R&S	200679	2019-12-13
15	Temperature Chamber	SH-241	ESPECs	92007516	2019-11-13
16	DC Power Supply	U3606A	Agilent Technologies	MY50450012	2019-11-13

Test software

Item	Name	Vesion
Radiated	EMC32	Version 10.01.00

©Copyright. All rights reserved by SAICT.

ANNEX A: MEASUREMENT RESULTS

A.1 OUTPUT POWER

Reference

FCC: CFR Part 2.1046, 22.913, 24.232, 27.50.

A.1.1 Summary

During the process of testing, the EUT was controlled via Rhode & Schwarz Digital Radio Communication tester (CMW500) to ensure max power transmission and proper modulation.

This result contains peak output power and ERP/EIRP measurements for the EUT.

In all cases, output power is within the specified limits.

A.1.2 Conducted

A.1.2.1 Method of Measurements

The EUT was set up for the max output power with pseudo random data modulation.

These measurements were done at 3 frequencies (bottom, middle and top of operational frequency range) for each bandwidth.

A.1.2.2 Measurement result

LTE band 2

Bandwidth	RB size/offset	Frequency (MHz)	Power(dBm)	
			QPSK	16QAM
1.4MHz	1 RB high	1909.3	22.30	21.31
		1880.0	22.13	21.29
		1850.7	22.15	21.26
	1 RB low	1909.3	22.26	21.35
		1880.0	22.21	21.30
		1850.7	22.25	21.27
	50% RB mid	1909.3	22.26	21.53
		1880.0	22.16	21.40
		1850.7	22.32	21.56
	100% RB	1909.3	21.26	20.50
		1880.0	21.15	20.31
		1850.7	21.24	20.45
3MHz	1 RB high	1908.5	22.31	21.35
		1880.0	22.12	21.15
		1851.5	22.28	21.35
	1 RB low	1908.5	22.38	21.33
		1880.0	22.20	21.24
		1851.5	22.30	21.39
	50% RB mid	1908.5	21.37	20.37
		1880.0	21.21	20.29
		1851.5	21.37	20.37

©Copyright. All rights reserved by SAICT.

	100% RB	1908.5	21.37	20.32
		1880.0	21.20	20.21
		1851.5	21.31	20.32
5MHz	1 RB high	1907.5	22.39	21.63
		1880.0	22.24	21.48
		1852.5	22.30	21.36
	1 RB low	1907.5	22.39	21.42
		1880.0	22.36	21.65
		1852.5	22.45	21.50
	50% RB mid	1907.5	21.37	20.35
		1880.0	21.27	20.39
		1852.5	21.32	20.52
	100% RB	1907.5	21.29	20.29
		1880.0	21.22	20.24
		1852.5	21.42	20.43
10MHz	1 RB high	1905.0	22.44	21.43
		1880.0	22.28	21.50
		1855.0	22.42	21.48
	1 RB low	1905.0	22.52	21.52
		1880.0	22.33	21.52
		1855.0	22.52	21.50
	50% RB mid	1905.0	21.17	20.29
		1880.0	21.21	20.25
		1855.0	21.32	20.32
	100% RB	1905.0	21.30	20.33
		1880.0	21.11	20.10
		1855.0	21.35	20.37
15MHz	1 RB high	1902.5	22.47	21.86
		1880.0	22.32	21.38
		1857.5	22.46	21.74
	1 RB low	1902.5	22.47	21.84
		1880.0	22.41	21.42
		1857.5	22.49	21.84
	50% RB mid	1902.5	21.24	20.22
		1880.0	21.23	20.27
		1857.5	21.34	20.40
	100% RB	1902.5	21.36	20.32
		1880.0	21.18	20.21
		1857.5	21.27	20.30

©Copyright. All rights reserved by SAICT.

20MHz	1 RB high	1900.0	22.04	21.44
		1880.0	22.01	21.13
		1860.0	22.06	21.43
	1 RB low	1900.0	22.33	21.68
		1880.0	22.22	21.51
		1860.0	22.34	21.75
	50% RB mid	1900.0	21.20	20.19
		1880.0	21.17	20.30
		1860.0	21.36	20.37
	100% RB	1900.0	21.25	20.33
		1880.0	21.16	20.25
		1860.0	21.18	20.23

Note: Expanded measurement uncertainty is U = 0.488 dB, k = 1.96

©Copyright. All rights reserved by SAICT.

LTE band 4

Bandwidth	RB size/offset	Frequency (MHz)	Power(dBm)	
			QPSK	16QAM
1.4MHz	1 RB high	1754.3	23.12	22.06
		1732.5	23.03	21.98
		1710.7	23.08	22.10
	1 RB low	1754.3	23.13	22.04
		1732.5	23.11	22.06
		1710.7	23.16	22.18
	50% RB mid	1754.3	23.17	22.31
		1732.5	23.16	22.28
		1710.7	23.19	22.36
	100% RB	1754.3	22.15	21.06
		1732.5	22.09	21.00
		1710.7	22.16	21.08
3MHz	1 RB high	1753.5	23.16	22.15
		1732.5	23.08	22.26
		1711.5	23.04	22.07
	1 RB low	1753.5	23.25	22.36
		1732.5	23.11	22.28
		1711.5	23.25	22.31
	50% RB mid	1753.5	22.18	21.28
		1732.5	22.06	21.18
		1711.5	22.09	21.25
	100% RB	1753.5	22.13	21.22
		1732.5	22.06	21.10
		1711.5	22.03	21.11
5MHz	1 RB high	1752.5	23.20	22.47
		1732.5	23.18	22.36
		1712.5	23.16	22.11
	1 RB low	1752.5	23.36	22.68
		1732.5	23.23	22.47
		1712.5	23.33	22.42
	50% RB mid	1752.5	22.29	21.40
		1732.5	22.14	21.30
		1712.5	22.07	21.15
	100% RB	1752.5	22.25	21.32
		1732.5	22.17	21.25
		1712.5	22.09	21.17
10MHz	1 RB high	1750.0	22.88	21.87
		1732.5	22.82	22.09

©Copyright. All rights reserved by SAICT.

		1715.0	22.85	21.86
	1 RB low	1750.0	23.14	22.15
		1732.5	23.09	22.45
		1715.0	23.12	22.03
	50% RB mid	1750.0	22.21	21.22
		1732.5	22.13	21.18
		1715.0	22.07	21.11
	100% RB	1750.0	22.12	21.14
		1732.5	22.04	21.09
		1715.0	22.01	21.03
15MHz	1 RB high	1747.5	23.52	22.68
		1732.5	23.57	22.75
		1717.5	23.47	22.63
	1 RB low	1747.5	24.00	23.12
		1732.5	23.89	23.06
		1717.5	23.86	22.98
	50% RB mid	1747.5	22.33	21.33
		1732.5	22.19	21.24
		1717.5	22.27	21.29
	100% RB	1747.5	22.18	21.32
		1732.5	22.25	21.42
		1717.5	22.11	21.16
20MHz	1 RB high	1745.0	23.98	23.05
		1732.5	24.10	23.23
		1720.0	23.99	23.11
	1 RB low	1745.0	24.57	23.64
		1732.5	24.39	23.45
		1720.0	24.47	23.51
	50% RB mid	1745.0	22.27	21.27
		1732.5	22.22	21.23
		1720.0	22.24	21.19
	100% RB	1745.0	22.32	21.36
		1732.5	22.23	21.27
		1720.0	22.19	21.26

Note: Expanded measurement uncertainty is U = 0.488 dB, k = 1.96

©Copyright. All rights reserved by SAICT.

LTE band 5

Bandwidth	RB size/offset	Frequency (MHz)	Power(dBm)	
			QPSK	16QAM
1.4MHz	1 RB high	848.3	22.64	21.70
		836.5	22.75	21.76
		824.7	22.56	21.53
	1 RB low	848.3	22.60	21.64
		836.5	22.73	21.76
		824.7	22.59	21.61
	50% RB mid	848.3	22.69	21.84
		836.5	22.90	22.03
		824.7	22.56	21.74
	100% RB	848.3	21.62	20.67
		836.5	21.73	20.64
		824.7	21.57	20.50
3MHz	1 RB high	847.5	22.64	21.88
		836.5	22.75	21.86
		825.5	22.34	21.32
	1 RB low	847.5	22.68	21.97
		836.5	22.79	21.86
		825.5	22.52	21.56
	50% RB mid	847.5	21.75	20.83
		836.5	21.83	20.89
		825.5	21.43	20.49
	100% RB	847.5	21.75	20.80
		836.5	21.80	20.81
		825.5	21.41	20.40
5MHz	1 RB high	846.5	22.76	21.90
		836.5	22.73	22.06
		826.5	22.47	21.52
	1 RB low	846.5	22.80	21.83
		836.5	22.77	22.11
		826.5	22.56	21.66
	50% RB mid	846.5	21.87	21.04
		836.5	21.85	21.06
		826.5	21.48	20.55
	100% RB	846.5	21.86	20.98
		836.5	21.85	20.97
		826.5	21.69	20.62
10MHz	1 RB high	844.0	23.21	22.40
		836.5	23.25	22.19

©Copyright. All rights reserved by SAICT.

		829.0	22.91	22.12
	1 RB low	844.0	23.11	22.12
		836.5	23.13	22.04
		829.0	22.80	21.81
	50% RB mid	844.0	22.01	21.06
		836.5	21.90	20.97
		829.0	21.62	20.65
	100% RB	844.0	22.10	21.17
		836.5	21.88	20.93
		829.0	21.67	20.71

Note: Expanded measurement uncertainty is U = 0.488dB, k = 1.96

©Copyright. All rights reserved by SAICT.

LTE band 7

Bandwidth	RB size/offset	Frequency (MHz)	Power(dBm)	
			QPSK	16QAM
5MHz	1 RB high	2567.5	24.00	23.12
		2535.0	24.04	23.36
		2502.5	23.82	22.71
	1 RB low	2567.5	24.08	23.03
		2535.0	24.02	23.18
		2502.5	24.09	23.96
	50% RB mid	2567.5	23.10	22.20
		2535.0	23.09	22.26
		2502.5	23.07	22.29
	100% RB	2567.5	23.06	22.17
		2535.0	23.12	22.16
		2502.5	22.99	22.07
10MHz	1 RB high	2565.0	23.84	23.12
		2535.0	23.88	23.06
		2505.0	23.76	22.99
	1 RB low	2565.0	24.02	23.29
		2535.0	24.11	23.25
		2505.0	24.08	23.18
	50% RB mid	2565.0	23.20	22.14
		2535.0	23.19	22.21
		2505.0	23.14	22.11
	100% RB	2565.0	23.05	22.09
		2535.0	23.07	22.07
		2505.0	22.99	22.01
15MHz	1 RB high	2562.5	24.29	23.49
		2535.0	24.29	23.51
		2507.5	24.26	23.64
	1 RB low	2562.5	24.63	23.72
		2535.0	24.59	23.68
		2507.5	24.38	23.75
	50% RB mid	2562.5	23.32	22.37
		2535.0	23.35	22.35
		2507.5	23.18	22.25
	100% RB	2562.5	23.11	22.24
		2535.0	23.16	22.38
		2507.5	23.08	22.14
20MHz	1 RB high	2560.0	24.67	23.81

©Copyright. All rights reserved by SAICT.

		2535.0	24.68	23.92
		2510.0	24.67	23.86
	1 RB low	2560.0	25.05	24.11
		2535.0	25.02	24.15
		2510.0	24.77	24.06
	50% RB mid	2560.0	23.34	22.36
		2535.0	23.32	22.36
		2510.0	23.25	22.25
	100% RB	2560.0	23.23	22.32
		2535.0	23.18	22.36
		2510.0	23.24	22.41

Note: Expanded measurement uncertainty is U = 0.488 dB, k = 1.96

©Copyright. All rights reserved by SAICT.

LTE band 12

Bandwidth	RB size/offset	Frequency (MHz)	Power(dBm)	
			QPSK	16QAM
1.4MHz	1 RB high	715.3	22.58	21.80
		707.5	22.61	21.67
		699.7	22.48	21.52
	1 RB low	715.3	22.56	21.72
		707.5	22.64	21.63
		699.7	22.44	21.49
	50% RB mid	715.3	22.60	21.76
		707.5	22.62	21.73
		699.7	22.55	21.81
	100% RB	715.3	21.60	20.56
		707.5	21.61	20.58
		699.7	21.52	20.44
3MHz	1 RB high	714.5	22.58	21.77
		707.5	22.54	21.71
		700.5	22.50	21.75
	1 RB low	714.5	22.56	21.80
		707.5	22.65	21.78
		700.5	22.50	21.92
	50% RB mid	714.5	21.69	20.75
		707.5	21.67	20.85
		700.5	21.58	20.63
	100% RB	714.5	21.64	20.67
		707.5	21.67	20.66
		700.5	21.57	20.63
5MHz	1 RB high	713.5	22.61	21.77
		707.5	22.55	21.68
		701.5	22.56	21.72
	1 RB low	713.5	22.53	21.75
		707.5	22.72	21.86
		701.5	22.56	21.64
	50% RB mid	713.5	21.59	20.76
		707.5	21.65	20.74
		701.5	21.62	20.82
	100% RB	713.5	21.63	20.66
		707.5	21.73	20.86
		701.5	21.64	20.71
10MHz	1 RB high	711.0	22.15	21.34

©Copyright. All rights reserved by SAICT.

		707.5	22.15	21.35
		704.0	22.14	21.08
	1 RB low	711.0	22.28	21.46
		707.5	22.23	21.41
		704.0	22.17	21.36
	50% RB mid	711.0	21.62	20.71
		707.5	21.73	20.71
		704.0	21.70	20.73
	100% RB	711.0	21.61	20.59
		707.5	21.55	20.64
		704.0	21.55	20.61

Note: Expanded measurement uncertainty is U = 0.488 dB, k = 1.96

©Copyright. All rights reserved by SAICT.

LTE band 13

Bandwidth	RB size/offset	Frequency (MHz)	Power(dBm)	
			QPSK	16QAM
5MHz	1 RB high	784.5	22.86	22.02
		782.0	22.69	21.57
		779.5	22.58	21.54
	1 RB low	784.5	23.08	22.07
		782.0	22.90	21.81
		779.5	22.67	21.72
	50% RB mid	784.5	21.85	20.93
		782.0	21.61	20.74
		779.5	21.59	20.61
	100% RB	784.5	21.87	20.85
		782.0	21.69	20.89
		779.5	21.70	20.69
10MHz	1 RB high	782.0	22.75	22.14
	1 RB low	782.0	22.88	22.12
	50% RB mid	782.0	21.67	20.83
	100% RB	782.0	21.74	20.76

Note: Expanded measurement uncertainty is U = 0.488 dB, k = 1.96

©Copyright. All rights reserved by SAICT.

LTE band 25

Bandwidth	RB size/offset	Frequency (MHz)	Power(dBm)	
			QPSK	16QAM
1.4MHz	1 RB high	1914.3	21.98	21.13
		1882.5	22.27	21.51
		1850.7	22.26	21.33
	1 RB low	1914.3	22.15	21.38
		1882.5	22.18	21.59
		1850.7	22.28	21.33
	50% RB mid	1914.3	21.99	21.19
		1882.5	22.18	21.35
		1850.7	22.37	21.45
	100% RB	1914.3	21.22	20.14
		1882.5	21.14	20.06
		1850.7	21.26	20.19
3MHz	1 RB high	1913.5	21.79	20.93
		1882.5	22.20	21.41
		1851.5	22.31	21.33
	1 RB low	1913.5	22.21	21.39
		1882.5	22.27	21.42
		1851.5	22.31	21.38
	50% RB mid	1913.5	21.19	20.32
		1882.5	21.15	20.28
		1851.5	21.30	20.42
	100% RB	1913.5	21.19	20.29
		1882.5	21.16	20.21
		1851.5	21.32	20.34
5MHz	1 RB high	1912.5	21.57	20.86
		1882.5	22.37	21.53
		1852.5	22.40	21.65
	1 RB low	1912.5	22.42	21.60
		1882.5	22.47	21.57
		1852.5	22.45	21.71
	50% RB mid	1912.5	21.14	20.30
		1882.5	21.22	20.28
		1852.5	21.38	20.47
	100% RB	1912.5	21.20	20.25
		1882.5	21.18	20.23
		1852.5	21.31	20.40
10MHz	1 RB high	1910.0	21.10	20.29

©Copyright. All rights reserved by SAICT.

		1882.5	22.44	21.72
		1855.0	22.58	21.55
	1 RB low	1910.0	22.08	21.60
		1882.5	22.22	21.68
		1855.0	22.49	21.54
	50% RB mid	1910.0	21.26	20.20
		1882.5	21.24	20.25
		1855.0	21.32	20.39
	100% RB	1910.0	21.26	20.23
		1882.5	21.22	20.26
		1855.0	21.35	20.37
15MHz	1 RB high	1907.5	21.74	21.18
		1882.5	22.55	21.75
		1857.5	22.38	21.83
	1 RB low	1907.5	22.54	22.21
		1882.5	22.45	21.74
		1857.5	22.27	21.79
	50% RB mid	1907.5	21.28	20.44
		1882.5	21.51	20.55
		1857.5	21.27	20.39
	100% RB	1907.5	21.25	20.43
		1882.5	21.27	20.56
		1857.5	21.24	20.36
20MHz	1 RB high	1905.0	21.66	20.87
		1882.5	22.19	21.66
		1860.0	22.23	21.26
	1 RB low	1905.0	22.70	21.96
		1882.5	22.40	21.81
		1860.0	22.44	21.23
	50% RB mid	1905.0	21.40	20.40
		1882.5	21.37	20.50
		1860.0	21.29	20.29
	100% RB	1905.0	21.45	20.48
		1882.5	21.36	20.42
		1860.0	21.32	20.35

Note: Expanded measurement uncertainty is U = 0.488 dB, k = 1.96

©Copyright. All rights reserved by SAICT.

LTE band 26(824MHz-849MHz)

Bandwidth	RB size/offset	Frequency (MHz)	Power(dBm)	
			QPSK	16QAM
1.4MHz	1 RB high	848.3	23.32	22.08
		836.5	23.08	22.16
		824.7	22.71	21.68
	1 RB low	848.3	23.30	22.00
		836.5	23.01	22.14
		824.7	22.66	21.62
	50% RB mid	848.3	23.14	22.25
		836.5	23.10	22.26
		824.7	22.77	21.97
	100% RB	848.3	22.05	20.95
		836.5	22.04	20.87
		824.7	21.70	20.60
3MHz	1 RB high	847.5	23.36	22.12
		836.5	23.10	22.13
		825.5	22.70	21.66
	1 RB low	847.5	23.32	22.03
		836.5	23.00	22.11
		825.5	22.78	21.78
	50% RB mid	847.5	22.08	21.09
		836.5	22.15	21.15
		825.5	21.62	20.70
	100% RB	847.5	22.07	21.13
		836.5	22.10	21.14
		825.5	21.65	20.69
5MHz	1 RB high	846.5	23.08	22.63
		836.5	23.07	22.58
		826.5	22.64	22.02
	1 RB low	846.5	23.02	22.52
		836.5	22.94	22.50
		826.5	22.68	22.06
	50% RB mid	846.5	22.08	21.30
		836.5	22.17	21.41
		826.5	21.62	20.84
	100% RB	846.5	22.14	21.19
		836.5	22.05	21.13
		826.5	21.70	20.76
10MHz	1 RB high	844.0	23.32	22.60
		836.5	23.36	22.52

©Copyright. All rights reserved by SAICT.

		829.0	22.88	21.95
	1 RB low	844.0	23.40	22.50
		836.5	23.40	22.32
		829.0	22.97	21.99
	50% RB mid	844.0	22.24	21.28
		836.5	22.13	21.14
		829.0	21.81	20.80
	100% RB	844.0	22.29	21.32
		836.5	22.21	21.19
		829.0	21.78	20.75
15MHz	1 RB high	841.5	23.47	22.77
		836.5	23.52	22.65
		831.5	23.20	22.42
	1 RB low	841.5	23.57	22.54
		836.5	23.41	22.43
		831.5	23.18	22.40
	50% RB mid	841.5	22.33	21.39
		836.5	22.26	21.16
		831.5	22.11	21.06
	100% RB	841.5	22.36	21.45
		836.5	22.26	21.20
		831.5	21.78	20.81

Note: Expanded measurement uncertainty is U = 0.488 dB, k = 1.96

©Copyright. All rights reserved by SAICT.

LTE band 41

Normal Power

Bandwidth	RB size/offset	Frequency (MHz)	Power(dBm)	
			QPSK	16QAM
5MHz	1 RB high	2687.5	23.10	22.09
		2593.0	23.45	22.53
		2498.5	23.81	22.87
	1 RB low	2687.5	23.20	22.27
		2593.0	23.45	22.60
		2498.5	23.75	22.88
	50% RB mid	2687.5	22.16	21.23
		2593.0	22.51	21.52
		2498.5	22.84	21.88
	100% RB	2687.5	22.16	21.20
		2593.0	22.49	21.57
		2498.5	22.81	21.88
10MHz	1 RB high	2685.0	22.91	21.85
		2593.0	23.28	22.35
		2501.0	23.94	23.06
	1 RB low	2685.0	22.76	21.77
		2593.0	23.24	22.19
		2501.0	23.92	23.09
	50% RB mid	2685.0	22.16	21.18
		2593.0	22.50	21.54
		2501.0	22.98	22.03
	100% RB	2685.0	22.08	21.19
		2593.0	22.47	21.54
		2501.0	22.89	21.96
15MHz	1 RB high	2682.5	22.31	21.24
		2593.0	22.58	21.58
		2503.5	23.00	22.19
	1 RB low	2682.5	22.32	21.30
		2593.0	22.54	21.57
		2503.5	23.25	22.51
	50% RB mid	2682.5	21.98	21.02
		2593.0	22.40	21.37
		2503.5	22.83	21.95
	100% RB	2682.5	22.12	21.21
		2593.0	22.36	21.39
		2503.5	22.56	21.64

©Copyright. All rights reserved by SAICT.

20MHz	1 RB high	2680.0	22.29	21.35
		2593.0	22.73	21.77
		2506.0	23.11	22.19
	1 RB low	2680.0	21.88	20.99
		2593.0	22.99	22.01
		2506.0	23.50	22.44
	50% RB mid	2680.0	22.08	21.14
		2593.0	22.38	21.39
		2506.0	22.56	21.65
	100% RB	2680.0	22.33	21.45
		2593.0	22.27	21.41
		2506.0	22.45	21.51

Note: Expanded measurement uncertainty is U = 0.488 dB, k = 1.96

©Copyright. All rights reserved by SAICT.

LTE band 41

HPUE

Bandwidth	RB size/offset	Frequency (MHz)	Power(dBm)	
			QPSK	16QAM
5MHz	1 RB high	2687.5	26.58	25.76
		2593.0	26.83	25.88
		2498.5	27.16	26.38
	1 RB low	2687.5	26.68	25.83
		2593.0	26.86	25.92
		2498.5	27.08	26.36
	50% RB mid	2687.5	25.76	24.81
		2593.0	26.06	25.08
		2498.5	26.41	25.54
	100% RB	2687.5	25.66	24.75
		2593.0	26.03	25.04
		2498.5	26.42	25.41
10MHz	1 RB high	2685.0	26.78	25.56
		2593.0	26.41	25.81
		2501.0	27.25	26.75
	1 RB low	2685.0	26.76	25.43
		2593.0	26.43	25.76
		2501.0	27.28	26.86
	50% RB mid	2685.0	25.69	24.76
		2593.0	25.69	24.68
		2501.0	26.45	25.46
	100% RB	2685.0	25.69	24.71
		2593.0	25.81	24.81
		2501.0	26.32	25.36
15MHz	1 RB high	2682.5	26.03	24.92
		2593.0	25.93	25.08
		2503.5	26.66	25.88
	1 RB low	2682.5	26.03	24.93
		2593.0	25.88	24.98
		2503.5	26.98	26.19
	50% RB mid	2682.5	25.48	24.49
		2593.0	25.58	24.63
		2503.5	26.33	25.36
	100% RB	2682.5	25.58	24.65
		2593.0	25.69	24.66
		2503.5	26.27	25.32

©Copyright. All rights reserved by SAICT.

20MHz	1 RB high	2680.0	26.11	25.08
		2593.0	26.26	25.45
		2506.0	26.83	26.27
	1 RB low	2680.0	25.59	24.69
		2593.0	26.58	25.72
		2506.0	27.16	26.54
	50% RB mid	2680.0	25.62	24.69
		2593.0	25.85	24.82
		2506.0	26.15	25.13
	100% RB	2680.0	25.58	24.63
		2593.0	25.83	24.78
		2506.0	26.23	25.21

Note: Expanded measurement uncertainty is U = 0.488 dB, k = 1.96

©Copyright. All rights reserved by SAICT.

LTE band 66

Bandwidth	RB size/offset	Frequency (MHz)	Power(dBm)	
			QPSK	16QAM
1.4MHz	1 RB high	1779.3	24.18	23.43
		1745.0	24.20	23.56
		1710.7	24.14	23.27
	1 RB low	1779.3	24.17	23.43
		1745.0	24.32	23.66
		1710.7	24.18	23.25
	50% RB mid	1779.3	24.28	23.46
		1745.0	24.28	23.48
		1710.7	24.19	23.38
	100% RB	1779.3	23.26	22.21
		1745.0	23.23	22.07
		1710.7	23.17	22.16
3MHz	1 RB high	1778.5	24.40	23.51
		1745.0	24.17	23.34
		1711.5	24.32	23.67
	1 RB low	1778.5	24.34	23.69
		1745.0	24.25	23.45
		1711.5	24.43	23.66
	50% RB mid	1778.5	23.27	22.42
		1745.0	23.23	22.36
		1711.5	23.15	22.23
	100% RB	1778.5	23.22	22.35
		1745.0	23.20	22.27
		1711.5	23.16	22.17
5MHz	1 RB high	1777.5	24.32	23.67
		1745.0	24.42	23.56
		1712.5	24.15	23.40
	1 RB low	1777.5	24.44	23.61
		1745.0	24.44	23.52
		1712.5	24.39	23.60
	50% RB mid	1777.5	23.26	22.42
		1745.0	23.24	22.35
		1712.5	23.22	22.36
	100% RB	1777.5	23.27	22.34
		1745.0	23.36	22.40
		1712.5	23.27	22.33
10MHz	1 RB high	1775.0	24.90	23.98
		1745.0	24.95	24.06

©Copyright. All rights reserved by SAICT.

		1715.0	24.78	23.86
	1 RB low	1775.0	23.71	22.93
		1745.0	23.58	22.81
		1715.0	23.70	22.95
	50% RB mid	1775.0	23.32	22.47
		1745.0	23.39	22.41
		1715.0	23.20	22.23
	100% RB	1775.0	23.31	22.36
		1745.0	23.33	22.37
		1715.0	23.22	22.32
15MHz	1 RB high	1772.5	23.94	23.16
		1745.0	23.92	23.18
		1717.5	24.01	23.28
	1 RB low	1772.5	23.53	22.80
		1745.0	23.59	22.88
		1717.5	23.70	22.96
	50% RB mid	1772.5	23.10	22.25
		1745.0	23.33	22.39
		1717.5	23.20	22.29
	100% RB	1772.5	23.33	22.36
		1745.0	23.28	22.16
		1717.5	23.27	22.35
20MHz	1 RB high	1770.0	24.77	23.59
		1745.0	24.56	23.66
		1720.0	24.31	23.53
	1 RB low	1770.0	23.70	22.96
		1745.0	23.85	22.79
		1720.0	23.66	22.81
	50% RB mid	1770.0	23.30	22.32
		1745.0	23.34	22.35
		1720.0	23.25	22.21
	100% RB	1770.0	23.38	22.45
		1745.0	23.27	22.38
		1720.0	23.22	22.32

Note: Expanded measurement uncertainty is U = 0.488 dB, k = 1.96

©Copyright. All rights reserved by SAICT.

LTE band 71

Bandwidth	RB size/offset	Frequency (MHz)	Power(dBm)	
			QPSK	16QAM
5MHz	1 RB high	695.5	22.58	21.76
		680.5	22.81	22.16
		665.5	22.78	21.66
	1 RB low	695.5	22.64	21.78
		680.5	22.76	22.08
		665.5	22.74	21.72
	50% RB mid	695.5	21.71	20.78
		680.5	21.79	20.83
		665.5	21.72	20.69
	100% RB	695.5	21.72	20.73
		680.5	21.78	20.77
		665.5	21.74	20.81
10MHz	1 RB high	693	22.64	21.75
		680.5	22.72	22.06
		668	22.75	21.83
	1 RB low	693	22.81	21.93
		680.5	22.83	22.08
		668	22.85	21.96
	50% RB mid	693	21.79	20.86
		680.5	21.79	20.81
		668	21.75	20.78
	100% RB	693	21.68	20.72
		680.5	21.75	20.75
		668	21.72	20.76
15MHz	1 RB high	690.5	21.62	20.81
		680.5	21.49	21.03
		670.5	21.56	20.75
	1 RB low	690.5	21.56	20.72
		680.5	21.59	21.06
		670.5	21.63	20.75
	50% RB mid	690.5	20.64	19.72
		680.5	20.79	19.84
		670.5	20.66	19.75
	100% RB	690.5	20.63	19.68
		680.5	20.71	19.75
		670.5	20.58	19.72
20MHz	1 RB high	688	22.26	21.66

©Copyright. All rights reserved by SAICT.

		683	22.13	21.32
		673	22.16	21.45
	1 RB low	688	22.61	22.05
		683	22.56	21.81
		673	23.21	22.45
	50% RB mid	688	21.58	20.64
		683	21.51	20.57
		673	21.49	20.51
	100% RB	688	21.39	20.45
		683	21.48	20.53
		673	21.37	20.45

Note: Expanded measurement uncertainty is U = 0.488 dB, k = 1.96

©Copyright. All rights reserved by SAICT.

LTE band CA-41C

Bandwidth	Frequency (MHz)	Frequency (MHz)	Modulation	PCC RB		SCC RB		Conducted Power(dBm)
				Size	Offset	Size	Offset	
5MHz/20MHz	2499.3	2511.0	QPSK	1	24	1	0	25.24
				25	0	100	0	23.35
			16QAM	1	24	1	0	24.47
				25	0	100	0	22.67
	2583.8	2595.5	QPSK	1	24	1	0	25.21
				25	0	100	0	23.45
			16QAM	1	24	1	0	24.63
				25	0	100	0	22.56
	2668.3	2680.0	QPSK	1	24	1	0	25.36
				25	0	100	0	23.33
			16QAM	1	24	1	0	24.80
				25	0	100	0	22.61
20MHz/5MHz	2506.0	2517.7	QPSK	1	99	1	0	25.20
				100	0	25	0	23.25
			16QAM	1	99	1	0	24.07
				100	0	25	0	22.57
	2590.5	2602.2	QPSK	1	99	1	0	24.87
				100	0	25	0	23.18
			16QAM	1	99	1	0	23.98
				100	0	25	0	22.30
	2675.0	2686.7	QPSK	1	99	1	0	24.58
				100	0	25	0	22.94
			16QAM	1	99	1	0	23.86
				100	0	25	0	22.29
10MHz/15MHz	2501.3	2513.3	QPSK	1	49	1	0	25.20
				50	0	75	0	25.42
			16QAM	1	49	1	0	25.22
				50	0	75	0	25.97
	2585.9	2597.9	QPSK	1	49	1	0	25.13
				50	0	75	0	25.35
			16QAM	1	49	1	0	25.31
				50	0	75	0	25.58
	2670.5	2682.5	QPSK	1	49	1	0	25.23
				50	0	75	0	25.38
			16QAM	1	49	1	0	25.51
				50	0	75	0	25.90
15MHz/10	2503.5	2515.5	QPSK	1	74	1	0	25.24

©Copyright. All rights reserved by SAICT.

MHz				75	0	50	0	25.41
			16QAM	1	74	1	0	25.16
				75	0	50	0	25.18
	2588.1	2600.1	QPSK	1	74	1	0	25.10
				75	0	50	0	24.98
			16QAM	1	74	1	0	25.15
				75	0	50	0	25.48
	2672.7	2684.7	QPSK	1	74	1	0	25.02
				75	0	50	0	25.00
			16QAM	1	74	1	0	25.23
				75	0	50	0	25.72
10MHz/20 MHz	2501.5	2515.9	QPSK	1	49	1	0	25.11
				50	0	100	0	23.25
			16QAM	1	49	1	0	24.36
				50	0	100	0	22.64
	2583.6	2598.0	QPSK	1	49	1	0	25.24
				50	0	100	0	23.34
			16QAM	1	49	1	0	24.45
				50	0	100	0	22.52
	2665.6	2680.0	QPSK	1	49	1	0	25.32
				50	0	100	0	23.29
			16QAM	1	49	1	0	24.64
				50	0	100	0	22.65
20MHz/10 MHz	2506.0	2520.4	QPSK	1	99	1	0	25.24
				100	0	50	0	23.26
			16QAM	1	99	1	0	24.16
				100	0	50	0	22.56
	2588.1	2602.5	QPSK	1	99	1	0	25.01
				100	0	50	0	23.22
			16QAM	1	99	1	0	24.15
				100	0	50	0	22.29
	2670.1	2684.5	QPSK	1	99	1	0	24.92
				100	0	50	0	23.11
			16QAM	1	99	1	0	24.10
				100	0	50	0	22.38
15MHz/15 MHz	2503.5	2518.5	QPSK	1	74	1	0	25.34
				75	0	75	0	23.27
			16QAM	1	74	1	0	24.29
				75	0	75	0	22.55
	2585.5	2600.5	QPSK	1	74	1	0	25.20

©Copyright. All rights reserved by SAICT.

				75	0	75	0	23.23
			16QAM	1	74	1	0	24.34
				75	0	75	0	22.40
	2667.5	2682.5	QPSK	1	74	1	0	25.23
				75	0	75	0	23.23
			16QAM	1	74	1	0	24.41
				75	0	75	0	22.51
15MHz/20 MHz	2503.8	2520.9	QPSK	1	74	1	0	25.07
				75	0	100	0	23.20
			16QAM	1	74	1	0	24.21
				75	0	100	0	22.49
	2583.3	2600.4	QPSK	1	74	1	0	25.12
				75	0	100	0	23.19
			16QAM	1	74	1	0	24.38
				75	0	100	0	22.37
	2662.9	2680.0	QPSK	1	74	1	0	25.26
				75	0	100	0	23.15
			16QAM	1	74	1	0	24.51
				75	0	100	0	22.48
20MHz/15 MHz	2506.0	2523.1	QPSK	1	99	1	0	25.29
				100	0	75	0	23.16
			16QAM	1	99	1	0	24.22
				100	0	75	0	22.44
	2585.6	2602.7	QPSK	1	99	1	0	25.11
				100	0	75	0	23.23
			16QAM	1	99	1	0	24.28
				100	0	75	0	22.29
	2665.1	2682.2	QPSK	1	99	1	0	25.10
				100	0	75	0	23.09
			16QAM	1	99	1	0	24.30
				100	0	75	0	22.35
20MHz/20 MHz	2506.0	2525.8	QPSK	1	99	1	0	25.30
				100	0	100	0	23.02
			16QAM	1	99	1	0	24.22
				100	0	100	0	22.29
	2583.1	2602.9	QPSK	1	99	1	0	25.16
				100	0	100	0	23.02
			16QAM	1	99	1	0	24.31
				100	0	100	0	22.21
	2660.2	2680.0	QPSK	1	99	1	0	25.81
				100	0	100	0	23.78

©Copyright. All rights reserved by SAICT.

			16QAM	1	99	1	0	25.35
				100	0	100	0	23.12

Note: Expanded measurement uncertainty is U = 0.488 dB, k = 1.96

©Copyright. All rights reserved by SAICT.

A.1.3 Radiated

A.1.3.1 Description

This is the test for the maximum radiated power from the EUT.

Rule Part 24.232(b) specifies, "Mobile/portable stations are limited to 2 watts e.i.r.p. Peak power" and 24.232(c) specifies that "Peak transmit power must be measured over any interval of continuous transmission using instrumentation calibrated in terms of an rms-equivalent voltage."

Rule Part 27.50(d) specifies “Fixed, mobile, and portable (handheld) stations operating in the 1710–1755 MHz band are limited to 1 watt EIRP”.

Rule Part 27.50(h)(2) specifies “Mobile stations are limited to 2.0 watts EIRP.”.

Rule Part 27.50(c) specifies “Portable stations (hand-held de-vices) are limited to 3 watts ERP.”.

Rule Part 27.50(a)(3) specifies “For mobile and portable stations transmitting in the 2305–2315 MHz band or the 2350–2360 MHz band, the average EIRP must not exceed 50 milliwatts within any 1 megahertz of authorized bandwidth, except that for mobile and portable stations compliant with 3GPP LTE standards or another advanced mobile broadband protocol that avoids concentrating energy at the edge of the operating band the average EIRP must not exceed 250 milliwatts within any 5 megahertz of authorized bandwidth but may exceed 50 milliwatts within any 1 megahertz of authorized bandwidth.”

A.1.3.2 Method of Measurement

1. EUT was placed on a 1.5 meter high non-conductive stand at a 3 meter test distance from the receive antenna. A receiving antenna was placed on the antenna mast 3 meters from the EUT for emission measurements. The height of receiving antenna is 1.5m. The test setup refers to figure below. Detected emissions were maximized at each frequency by rotating the EUT through 360° and adjusting the receiving antenna polarization. The radiated emission measurements of all transmit frequencies in three channels (High, Middle, Low) were measured with peak detector.



2. The EUT is then put into continuously transmitting mode at its maximum power level during the test. And the maximum value of the receiver should be recorded as (Pr).
3. The EUT shall be replaced by a substitution antenna. The test setup refers to figure below.

©Copyright. All rights reserved by SAICT.

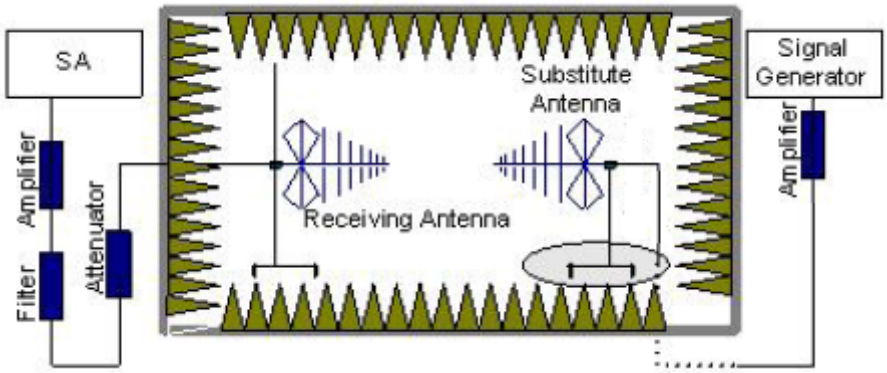

In the chamber, a substitution antenna for the frequency band of interest is placed at the reference point of the chamber. An RF signal source for the frequency band of interest is connected to the substitution antenna with a cable that has been constructed to not interfere with the radiation pattern of the antenna. A power (P_{Mea}) is applied to the input of the substitution antenna. Adjust the level of the signal generator output until the value of the receiver reaches the previously recorded (P_r). The power of signal source (P_{Mea}) is recorded. The test should be performed by rotating the test item and adjusting the receiving antenna polarization.

4. An amplifier should be connected to the Signal Source output port. And the cable should be connected between the amplifier and the substitution antenna.
   The cable loss (P_{cl}), the substitution Antenna Gain(dBi) (G_a) and the amplifier Gain (P_{Ag}) should be recorded after test.
   The measurement results are obtained as described below:
   Power (EIRP) = $P_{Mea} - P_{Ag} - P_{cl} + G_a$
5. This value is EIRP since the measurement is calibrated using an antenna of known gain (unit dBi) and known input power.
6. ERP can be calculated from EIRP by subtracting the gain of the dipole, ERP = EIRP -2.15dB.

©Copyright. All rights reserved by SAICT.

A.1.3.3 Measurement result

LTE Band 2- EIRP 24. 232(b)

Limits: ≤33dBm (2W)

LTE Band 2_1.4MHz_QPSK

Frequency(MHz)	P_{Mea}(dBm)	P_{cl}(dB)+ P_{Ag}(dB)	Ga Antenna Gain(dBi)	EIRP(dBm)	Limit(dBm)	Polarization
1850.70	-17.47	-29.40	10.00	21.93	33.00	H
1880.00	-17.82	-29.30	10.00	21.48	33.00	H
1909.30	**-16.33**	**-29.30**	**10.00**	**22.97**	**33.00**	**H**

LTE Band 2_3MHz_QPSK

Frequency(MHz)	P_{Mea}(dBm)	P_{cl}(dB)+ P_{Ag}(dB)	Ga Antenna Gain(dBi)	EIRP(dBm)	Limit(dBm)	Polarization
1851.50	-19.51	-29.40	10.00	19.89	33.00	H
1880.00	-19.04	-29.30	10.00	20.26	33.00	H
1908.50	-18.22	-29.30	10.00	21.08	33.00	H

LTE Band 2_5MHz_QPSK

Frequency(MHz)	P_{Mea}(dBm)	P_{cl}(dB)+ P_{Ag}(dB)	Ga Antenna Gain(dBi)	EIRP(dBm)	Limit(dBm)	Polarization
1852.50	-19.00	-29.40	10.00	20.40	33.00	H
1880.00	-18.96	-29.30	10.00	20.34	33.00	H
1907.50	-17.83	-29.30	10.00	21.47	33.00	H

LTE Band 2_10MHz_QPSK

Frequency(MHz)	P_{Mea}(dBm)	P_{cl}(dB)+ P_{Ag}(dB)	Ga Antenna Gain(dBi)	EIRP(dBm)	Limit(dBm)	Polarization
1855.00	-19.47	-29.40	10.00	19.93	33.00	H
1880.00	-18.85	-29.30	10.00	20.45	33.00	H
1905.00	-18.85	-29.30	10.00	20.45	33.00	H

LTE Band 2_15MHz_QPSK

Frequency(MHz)	P_{Mea}(dBm)	P_{cl}(dB)+ P_{Ag}(dB)	Ga Antenna Gain(dBi)	EIRP(dBm)	Limit(dBm)	Polarization
1857.50	-18.97	-29.40	10.00	20.43	33.00	H
1880.00	-18.97	-29.30	10.00	20.33	33.00	H
1902.50	-17.65	-29.30	10.00	21.65	33.00	H

LTE Band 2_20 MHz_QPSK

Frequency(MHz)	P_{Mea}(dBm)	P_{cl}(dB)+ P_{Ag}(dB)	Ga Antenna Gain(dBi)	EIRP(dBm)	Limit(dBm)	Polarization
1860.00	-19.16	-29.40	10.00	20.24	33.00	H
1880.00	-18.66	-29.30	10.00	20.64	33.00	H
1900.00	-18.36	-29.30	10.00	20.94	33.00	H

©Copyright. All rights reserved by SAICT.

LTE Band 2_1.4MHz_16QAM

Frequency(MHz)	P_{Mea}(dBm)	P_{cl}(dB)+ P_{Ag}(dB)	Ga Antenna Gain(dBi)	EIRP(dBm)	Limit(dBm)	Polarization
1850.70	-19.04	-29.40	10.00	20.36	33.00	H
1880.00	-18.56	-29.30	10.00	20.74	33.00	H
1909.30	-17.46	-29.30	10.00	21.84	33.00	H

LTE Band 2_3MHz_16QAM

Frequency(MHz)	P_{Mea}(dBm)	P_{cl}(dB)+ P_{Ag}(dB)	Ga Antenna Gain(dBi)	EIRP(dBm)	Limit(dBm)	Polarization
1851.50	-18.99	-29.40	10.00	20.41	33.00	H
1880.00	-18.01	-29.30	10.00	21.29	33.00	H
1908.50	-17.52	-29.30	10.00	21.78	33.00	H

LTE Band 2_5MHz_16QAM

Frequency(MHz)	P_{Mea}(dBm)	P_{cl}(dB)+ P_{Ag}(dB)	Ga Antenna Gain(dBi)	EIRP(dBm)	Limit(dBm)	Polarization
1852.50	-19.11	-29.40	10.00	20.29	33.00	H
1880.00	-18.51	-29.30	10.00	20.79	33.00	H
1907.50	-18.20	-29.30	10.00	21.10	33.00	H

LTE Band 2_10MHz_16QAM

Frequency(MHz)	P_{Mea}(dBm)	P_{cl}(dB)+ P_{Ag}(dB)	Ga Antenna Gain(dBi)	EIRP(dBm)	Limit(dBm)	Polarization
1855.00	-19.07	-29.40	10.00	20.33	33.00	H
1880.00	-18.19	-29.30	10.00	21.11	33.00	H
1905.00	-17.98	-29.30	10.00	21.32	33.00	H

LTE Band 2_15MHz_16QAM

Frequency(MHz)	P_{Mea}(dBm)	P_{cl}(dB)+ P_{Ag}(dB)	Ga Antenna Gain(dBi)	EIRP(dBm)	Limit(dBm)	Polarization
1857.50	-19.23	-29.40	10.00	20.17	33.00	H
1880.00	-18.67	-29.30	10.00	20.63	33.00	H
1902.50	-17.54	-29.30	10.00	21.76	33.00	H

LTE Band 2_20 MHz_16QAM

Frequency(MHz)	P_{Mea}(dBm)	P_{cl}(dB)+ P_{Ag}(dB)	Ga Antenna Gain(dBi)	EIRP(dBm)	Limit(dBm)	Polarization
1860.00	-18.96	-29.40	10.00	20.44	33.00	H
1880.00	-18.07	-29.30	10.00	21.23	33.00	H
1900.00	-17.35	-29.30	10.00	21.95	33.00	H

Peak EIRP (dBm)=P_{Mea}(-16.33dBm)-(P_{cl}+P_{Ag})(-29.30dB)+G_a(10.00dB) =22.97dBm

©Copyright. All rights reserved by SAICT.

LTE Band 4- EIRP 27.50(d)

Limits: ≤30dBm (1W)

LTE Band 4_1.4MHz_QPSK

Frequency(MHz)	P_{Mea}(dBm)	P_{cl}(dB)+ P_{Ag}(dB)	Ga Antenna Gain(dBi)	EIRP(dBm)	Limit(dBm)	Polarization
1710.70	-17.81	-29.60	7.90	19.69	30.00	H
1732.50	-16.95	-29.60	7.90	20.55	30.00	H
1754.30	-15.80	-29.50	7.90	21.60	30.00	H

LTE Band 4_3MHz_QPSK

Frequency(MHz)	P_{Mea}(dBm)	P_{cl}(dB)+ P_{Ag}(dB)	Ga Antenna Gain(dBi)	EIRP(dBm)	Limit(dBm)	Polarization
1711.50	-17.69	-29.60	7.90	19.81	30.00	H
1732.50	-16.65	-29.60	7.90	20.85	30.00	H
1753.50	-16.28	-29.50	7.90	21.12	30.00	H

LTE Band 4_5MHz_QPSK

Frequency(MHz)	P_{Mea}(dBm)	P_{cl}(dB)+ P_{Ag}(dB)	Ga Antenna Gain(dBi)	EIRP(dBm)	Limit(dBm)	Polarization
1712.50	-17.80	-29.60	7.90	19.70	30.00	H
1732.50	-16.37	-29.60	7.90	21.13	30.00	H
1752.50	-16.58	-29.50	7.90	20.82	30.00	H

LTE Band 4_10MHz_QPSK

Frequency(MHz)	P_{Mea}(dBm)	P_{cl}(dB)+ P_{Ag}(dB)	Ga Antenna Gain(dBi)	EIRP(dBm)	Limit(dBm)	Polarization
1715.00	-17.90	-29.60	7.90	19.60	30.00	H
1732.50	-17.29	-29.60	7.90	20.21	30.00	H
1750.50	-17.64	-29.50	7.90	19.76	30.00	H

LTE Band 4_15MHz_QPSK

Frequency(MHz)	P_{Mea}(dBm)	P_{cl}(dB)+ P_{Ag}(dB)	Ga Antenna Gain(dBi)	EIRP(dBm)	Limit(dBm)	Polarization
1717.50	-16.36	-29.60	7.90	21.14	30.00	H
1732.50	-16.34	-29.60	7.90	21.16	30.00	H
1747.50	-16.76	-29.50	7.90	20.64	30.00	H

LTE Band 4_20MHz_QPSK

Frequency(MHz)	P_{Mea}(dBm)	P_{cl}(dB)+ P_{Ag}(dB)	Ga Antenna Gain(dBi)	EIRP(dBm)	Limit(dBm)	Polarization
1720.00	-16.14	-29.60	7.90	21.36	30.00	H
1732.50	-15.59	-29.60	7.90	21.91	30.00	H
1745.00	-16.65	-29.50	7.90	20.75	30.00	H

©Copyright. All rights reserved by SAICT.

LTE Band 4_1.4MHz_16QAM

Frequency(MHz)	P_{Mea}(dBm)	P_{cl}(dB)+ P_{Ag}(dB)	Ga Antenna Gain(dBi)	EIRP(dBm)	Limit(dBm)	Polarization
1710.70	-16.77	-29.60	7.90	20.73	30.00	H
1732.50	-16.66	-29.60	7.90	20.84	30.00	H
1754.30	-15.32	-29.50	7.90	22.08	30.00	H

LTE Band 4_3MHz_16QAM

Frequency(MHz)	P_{Mea}(dBm)	P_{cl}(dB)+ P_{Ag}(dB)	Ga Antenna Gain(dBi)	EIRP(dBm)	Limit(dBm)	Polarization
1711.50	-16.82	-29.60	7.90	20.68	30.00	H
1732.50	-16.71	-29.60	7.90	20.79	30.00	H
1753.50	-15.65	-29.50	7.90	21.75	30.00	H

LTE Band 4_5MHz_16QAM

Frequency(MHz)	P_{Mea}(dBm)	P_{cl}(dB)+ P_{Ag}(dB)	Ga Antenna Gain(dBi)	EIRP(dBm)	Limit(dBm)	Polarization
1712.50	-17.18	-29.60	7.90	20.32	30.00	H
1732.50	-16.17	-29.60	7.90	21.33	30.00	H
1752.50	-15.57	-29.50	7.90	21.83	30.00	H

LTE Band 4_10MHz_16QAM

Frequency(MHz)	P_{Mea}(dBm)	P_{cl}(dB)+ P_{Ag}(dB)	Ga Antenna Gain(dBi)	EIRP(dBm)	Limit(dBm)	Polarization
1715.00	-16.78	-29.60	7.90	20.72	30.00	H
1732.50	-15.66	-29.60	7.90	21.84	30.00	H
1750.50	-16.46	-29.50	7.90	20.94	30.00	H

LTE Band 4_15MHz_16QAM

Frequency(MHz)	P_{Mea}(dBm)	P_{cl}(dB)+ P_{Ag}(dB)	Ga Antenna Gain(dBi)	EIRP(dBm)	Limit(dBm)	Polarization
1717.50	-17.38	-29.60	7.90	20.12	30.00	H
1732.50	-15.40	-29.60	7.90	22.10	30.00	H
1747.50	-16.74	-29.50	7.90	20.66	30.00	H

LTE Band 4_20MHz_16QAM

Frequency(MHz)	P_{Mea}(dBm)	P_{cl}(dB)+ P_{Ag}(dB)	Ga Antenna Gain(dBi)	EIRP(dBm)	Limit(dBm)	Polarization
1720.00	-16.18	-29.60	7.90	21.32	30.00	H
1732.50	**-14.62**	**-29.60**	**7.90**	**22.88**	**30.00**	**H**
1745.00	-16.61	-29.50	7.90	20.79	30.00	H

Peak EIRP (dBm)=P_{Mea}(-14.62dBm)-(P_{cl}+P_{Ag})(-29.60dB)+G_a(7.90dB) =22.88dBm

©Copyright. All rights reserved by SAICT.

LTE Band 5- ERP 22.913(a)

Limits: ≤38.45dBm (7W)

LTE Band 5_1.4MHz_QPSK

Frequency(MHz)	P_{Mea}(dBm)	P_{cl}(dB)+ P_{Ag}(dB)	Ga Antenna Gain(dBi)	Correction (dB)	ERP(dBm)	Limit(dBm)	Polarization
824.70	-13.39	-33.60	-0.30	2.15	17.76	38.45	V
836.50	-12.22	-33.50	-0.30	2.15	18.83	38.45	V
848.30	-12.68	-33.50	-0.30	2.15	18.37	38.45	V

LTE Band 5_3MHz_QPSK

Frequency(MHz)	P_{Mea}(dBm)	P_{cl}(dB)+ P_{Ag}(dB)	Ga Antenna Gain(dBi)	Correction (dB)	ERP(dBm)	Limit(dBm)	Polarization
825.50	-13.46	-33.60	-0.30	2.15	17.69	38.45	V
836.50	-12.18	-33.50	-0.30	2.15	18.87	38.45	V
847.50	-12.84	-33.50	-0.30	2.15	18.21	38.45	V

LTE Band 5_5MHz_QPSK

Frequency(MHz)	P_{Mea}(dBm)	P_{cl}(dB)+ P_{Ag}(dB)	Ga Antenna Gain(dBi)	Correction (dB)	ERP(dBm)	Limit(dBm)	Polarization
826.50	-13.43	-33.60	-0.30	2.15	17.72	38.45	V
836.50	-11.98	-33.50	-0.30	2.15	19.07	38.45	V
846.50	-12.65	-33.50	-0.30	2.15	18.40	38.45	V

LTE Band 5_10MHz_QPSK

Frequency(MHz)	P_{Mea}(dBm)	P_{cl}(dB)+ P_{Ag}(dB)	Ga Antenna Gain(dBi)	Correction (dB)	ERP(dBm)	Limit(dBm)	Polarization
829.00	-13.27	-33.60	-0.30	2.15	17.88	38.45	V
836.50	-12.32	-33.50	-0.30	2.15	18.73	38.45	V
844.00	-12.01	-33.50	-0.30	2.15	19.04	38.45	V

©Copyright. All rights reserved by SAICT.

LTE Band 5_1.4MHz_16QAM

Frequency(MHz)	P_{Mea}(dBm)	P_{cl}(dB)+ P_{Ag}(dB)	Ga Antenna Gain(dBi)	Correction (dB)	ERP(dBm)	Limit(dBm)	Polarization
824.70	-12.62	-33.60	-0.30	2.15	18.53	38.45	V
836.50	-11.48	-33.50	-0.30	2.15	19.57	38.45	V
848.30	-12.18	-33.50	-0.30	2.15	18.87	38.45	V

LTE Band 5_3MHz_16QAM

Frequency(MHz)	P_{Mea}(dBm)	P_{cl}(dB)+ P_{Ag}(dB)	Ga Antenna Gain(dBi)	Correction (dB)	ERP(dBm)	Limit(dBm)	Polarization
825.50	-12.81	-33.60	-0.30	2.15	18.34	38.45	V
836.50	**-11.45**	**-33.50**	**-0.30**	**2.15**	**19.60**	**38.45**	**V**
847.50	-12.18	-33.50	-0.30	2.15	18.87	38.45	V

LTE Band 5_5MHz_16QAM

Frequency(MHz)	P_{Mea}(dBm)	P_{cl}(dB)+ P_{Ag}(dB)	Ga Antenna Gain(dBi)	Correction (dB)	ERP(dBm)	Limit(dBm)	Polarization
826.50	-12.85	-33.60	-0.30	2.15	18.30	38.45	V
836.50	-11.82	-33.50	-0.30	2.15	19.23	38.45	V
846.50	-12.37	-33.50	-0.30	2.15	18.68	38.45	V

LTE Band 5_10MHz_16QAM

Frequency(MHz)	P_{Mea}(dBm)	P_{cl}(dB)+ P_{Ag}(dB)	Ga Antenna Gain(dBi)	Correction (dB)	ERP(dBm)	Limit(dBm)	Polarization
829.00	-13.02	-33.60	-0.30	2.15	18.13	38.45	V
836.50	-12.02	-33.50	-0.30	2.15	19.03	38.45	V
844.00	-11.77	-33.50	-0.30	2.15	19.28	38.45	V

Peak ERP (dBm)=P_{Mea}(-11.45dBm)-(P_{cl}+P_{Ag})(-33.50dB)+G_a(-0.30dB) -2.15dB =19.60dBm

©Copyright. All rights reserved by SAICT.

LTE Band 7- EIRP 27.50(h)(2)

Limits: ≤33 dBm (2W)

LTE Band 7_5MHz_QPSK

Frequency(MHz)	P_{Mea}(dBm)	P_{cl}(dB)+ P_{Ag}(dB)	G_a Antenna Gain(dBi)	EIRP(dBm)	Limit(dBm)	Polarization
2502.50	-19.89	-28.70	10.80	19.61	33.00	H
2535.00	-18.80	-28.60	10.80	20.60	33.00	H
2567.50	-18.51	-28.60	10.80	20.89	33.00	H

LTE Band 7_10MHz_QPSK

Frequency(MHz)	P_{Mea}(dBm)	P_{cl}(dB)+ P_{Ag}(dB)	G_a Antenna Gain(dBi)	EIRP(dBm)	Limit(dBm)	Polarization
2505.00	-20.67	-28.70	10.80	18.83	33.00	H
2535.00	-18.74	-28.60	10.80	20.66	33.00	H
2565.00	-19.40	-28.60	10.80	20.00	33.00	H

LTE Band 7_15MHz_QPSK

Frequency(MHz)	P_{Mea}(dBm)	P_{cl}(dB)+ P_{Ag}(dB)	G_a Antenna Gain(dB)	EIRP(dBm)	Limit(dBm)	Polarization
2507.50	-21.37	-28.70	10.80	18.13	33.00	H
2535.00	-18.41	-28.60	10.80	20.99	33.00	H
2562.50	-19.46	-28.60	10.80	19.94	33.00	H

LTE Band 7_20MHz_QPSK

Frequency(MHz)	P_{Mea}(dBm)	P_{cl}(dB)+ P_{Ag}(dB)	G_a Antenna Gain(dBi)	EIRP(dBm)	Limit(dBm)	Polarization
2510.00	-21.21	-28.70	10.80	18.29	33.00	H
2535.00	-18.01	-28.60	10.80	21.39	33.00	H
2560.00	-17.80	-28.60	10.80	21.60	33.00	H

©Copyright. All rights reserved by SAICT.

LTE Band 7_5MHz_16QAM

Frequency(MHz)	P_{Mea}(dBm)	P_{cl}(dB)+ P_{Ag}(dB)	G_a Antenna Gain(dBi)	EIRP(dBm)	Limit(dBm)	Polarization
2502.50	-21.47	-28.70	10.80	18.03	33.00	H
2535.00	-18.41	-28.60	10.80	20.99	33.00	H
2567.50	-18.36	-28.60	10.80	21.04	33.00	H

LTE Band 7_10MHz_16QAM

Frequency(MHz)	P_{Mea}(dBm)	P_{cl}(dB)+ P_{Ag}(dB)	G_a Antenna Gain(dBi)	EIRP(dBm)	Limit(dBm)	Polarization
2505.00	-22.16	-28.70	10.80	17.34	33.00	H
2535.00	-19.06	-28.60	10.80	20.34	33.00	H
2565.00	-18.79	-28.60	10.80	20.61	33.00	H

LTE Band 7_15MHz_16QAM

Frequency(MHz)	P_{Mea}(dBm)	P_{cl}(dB)+ P_{Ag}(dB)	G_a Antenna Gain(dBi)	EIRP(dBm)	Limit(dBm)	Polarization
2507.50	-20.93	-28.70	10.80	18.57	33.00	H
2535.00	-17.74	-28.60	10.80	21.66	33.00	H
2562.50	-18.18	-28.60	10.80	21.22	33.00	H

LTE Band 7_20MHz_16QAM

Frequency(MHz)	P_{Mea}(dBm)	P_{cl}(dB)+ P_{Ag}(dB)	G_a Antenna Gain(dBi)	EIRP(dBm)	Limit(dBm)	Polarization
2510.00	-21.23	-28.70	10.80	18.27	33.00	H
2535.00	**-17.59**	**-28.60**	**10.80**	**21.81**	**33.00**	**H**
2560.00	-18.88	-28.60	10.80	20.52	33.00	H

Peak EIRP (dBm)=P_{Mea}(-17.59dBm)-（P_{cl}+P_{Ag}）(-28.60dB)+G_a(10.80dB) =21.81dBm

©Copyright. All rights reserved by SAICT.

LTE Band 12 - ERP 27.50(c)(10)

Limits: ≤34.77dBm (3W)

LTE Band 12_1.4MHz_QPSK

Frequency(MHz)	P_{Mea}(dBm)	P_{cl}(dB)+ P_{Ag}(dB)	Ga Antenna Gain(dBi)	Correction (dB)	ERP(dBm)	Limit(dBm)	Polarization
699.70	-15.27	-34.80	-0.80	2.15	16.58	34.77	V
707.50	-13.58	-34.70	-0.80	2.15	18.17	34.77	V
715.30	-12.35	-34.70	-0.80	2.15	19.40	34.77	V

LTE Band 12_3MHz_QPSK

Frequency(MHz)	P_{Mea}(dBm)	P_{cl}(dB)+ P_{Ag}(dB)	Ga Antenna Gain(dBi)	Correction (dB)	ERP(dBm)	Limit(dBm)	Polarization
700.50	-15.03	-34.80	-0.80	2.15	16.82	34.77	V
707.50	-13.64	-34.70	-0.80	2.15	18.11	34.77	V
714.50	-12.67	-34.70	-0.80	2.15	19.08	34.77	V

LTE Band 12_5MHz_QPSK

Frequency(MHz)	P_{Mea}(dBm)	P_{cl}(dB)+ P_{Ag}(dB)	Ga Antenna Gain(dBi)	Correction (dB)	ERP(dBm)	Limit(dBm)	Polarization
701.50	-15.02	-34.80	-0.80	2.15	16.83	34.77	V
707.50	-13.53	-34.70	-0.80	2.15	18.22	34.77	V
713.50	-12.80	-34.70	-0.80	2.15	18.95	34.77	V

LTE Band 12_10MHz_QPSK

Frequency(MHz)	P_{Mea}(dBm)	P_{cl}(dB)+ P_{Ag}(dB)	Ga Antenna Gain(dBi)	Correction (dB)	ERP(dBm)	Limit(dBm)	Polarization
704.00	-15.23	-34.80	-0.80	2.15	16.62	34.77	V
707.50	-14.47	-34.70	-0.80	2.15	17.28	34.77	V
711.00	-13.99	-34.70	-0.80	2.15	17.76	34.77	V

©Copyright. All rights reserved by SAICT.

LTE Band 12_1.4MHz_16QAM

Frequency(MHz)	P_{Mea}(dBm)	P_{cl}(dB)+ P_{Ag}(dB)	Ga Antenna Gain(dBi)	Correction (dB)	ERP(dBm)	Limit(dBm)	Polarization
699.70	-15.05	-34.80	-0.80	2.15	16.80	34.77	V
707.50	-13.32	-34.70	-0.80	2.15	18.43	34.77	V
715.30	**-11.98**	**-34.70**	**-0.80**	**2.15**	**19.77**	**34.77**	**V**

LTE Band 12_3MHz_16QAM

Frequency(MHz)	P_{Mea}(dBm)	P_{cl}(dB)+ P_{Ag}(dB)	Ga Antenna Gain(dBi)	Correction (dB)	ERP(dBm)	Limit(dBm)	Polarization
700.50	-14.79	-34.80	-0.80	2.15	17.06	34.77	V
707.50	-13.23	-34.70	-0.80	2.15	18.52	34.77	V
714.50	-12.35	-34.70	-0.80	2.15	19.40	34.77	V

LTE Band 12_5MHz_16QAM

Frequency(MHz)	P_{Mea}(dBm)	P_{cl}(dB)+ P_{Ag}(dB)	Ga Antenna Gain(dBi)	Correction (dB)	ERP(dBm)	Limit(dBm)	Polarization
701.50	-14.72	-34.80	-0.80	2.15	17.13	34.77	V
707.50	-12.97	-34.70	-0.80	2.15	18.78	34.77	V
713.50	-12.46	-34.70	-0.80	2.15	19.29	34.77	V

LTE Band 12_10MHz_16QAM

Frequency(MHz)	P_{Mea}(dBm)	P_{cl}(dB)+ P_{Ag}(dB)	Ga Antenna Gain(dBi)	Correction (dB)	ERP(dBm)	Limit(dBm)	Polarization
704.00	-15.18	-34.80	-0.80	2.15	16.67	34.77	V
707.50	-13.72	-34.70	-0.80	2.15	18.03	34.77	V
711.00	-13.29	-34.70	-0.80	2.15	18.46	34.77	V

Peak ERP (dBm)=P_{Mea}(-11.98dBm)-(P_{cl}+P_{Ag})(-34.70dB)+G_a(-0.80dB) -2.15dB =19.77dBm

©Copyright. All rights reserved by SAICT.

LTE Band 13- ERP 27.50(b)(10)

Limits: ≤34.77dBm (3W)

LTE Band 13_5MHz_QPSK

Frequency(MHz)	P_{Mea}(dBm)	P_{cl}(dB)+ P_{Ag}(dB)	Ga Antenna Gain(dBi)	Correction (dB)	ERP(dBm)	Limit(dBm)	Polarization
779.50	-11.39	-34.00	-0.30	2.15	20.16	34.77	V
782.00	-12.02	-34.00	-0.30	2.15	19.53	34.77	V
784.50	-12.48	-34.10	-0.30	2.15	19.17	34.77	V

LTE Band 13_10MHz_QPSK

Frequency(MHz)	P_{Mea}(dBm)	P_{cl}(dB)+ P_{Ag}(dB)	Ga Antenna Gain(dBi)	Correction (dB)	ERP(dBm)	Limit(dBm)	Polarization
782.00	-11.22	-34.00	-0.30	2.15	20.33	34.77	V
782.00	-11.22	-34.00	-0.30	2.15	20.33	34.77	V
782.00	-11.22	-34.00	-0.30	2.15	20.33	34.77	V

LTE Band 13_5MHz_16QAM

Frequency(MHz)	P_{Mea}(dBm)	P_{cl}(dB)+ P_{Ag}(dB)	Ga Antenna Gain(dBi)	Correction (dB)	ERP(dBm)	Limit(dBm)	Polarization
779.50	-10.94	-34.00	-0.30	2.15	20.61	34.77	V
782.00	-11.70	-34.00	-0.30	2.15	19.85	34.77	V
784.50	-11.87	-34.10	-0.30	2.15	19.78	34.77	V

LTE Band 13_10MHz_16QAM

Frequency(MHz)	P_{Mea}(dBm)	P_{cl}(dB)+ P_{Ag}(dB)	Ga Antenna Gain(dBi)	Correction (dB)	ERP(dBm)	Limit(dBm)	Polarization
782.00	**-10.25**	**-34.00**	**-0.30**	**2.15**	**21.30**	**34.77**	**V**
782.00	**-10.25**	**-34.00**	**-0.30**	**2.15**	**21.30**	**34.77**	**V**
782.00	**-10.25**	**-34.00**	**-0.30**	**2.15**	**21.30**	**34.77**	**V**

Peak ERP (dBm)=P_{Mea}(-10.25dBm)-(P_{cl}+P_{Ag})(-34.00dB)+G_a(-0.30dB) -2.15dB =21.30dBm

©Copyright. All rights reserved by SAICT.

LTE Band 25- EIRP 24. 232(c)

Limits: ≤33dBm (2W)

LTE Band 25_1.4MHz_QPSK

Frequency(MHz)	P_{Mea}(dBm)	P_{cl}(dB)+ P_{Ag}(dB)	Ga Antenna Gain(dBi)	EIRP(dBm)	Limit(dBm)	Polarization
1850.70	-18.62	-29.40	10.00	20.78	33.00	H
1882.50	-17.17	-29.30	10.00	22.13	33.00	H
1914.30	-17.47	-29.30	10.00	21.83	33.00	H

LTE Band 25_3MHz_QPSK

Frequency(MHz)	P_{Mea}(dBm)	P_{cl}(dB)+ P_{Ag}(dB)	Ga Antenna Gain(dBi)	EIRP(dBm)	Limit(dBm)	Polarization
1851.50	-18.33	-29.40	10.00	21.07	33.00	H
1882.50	-16.85	-29.30	10.00	22.45	33.00	H
1913.50	-16.77	-29.30	10.00	22.53	33.00	H

LTE Band 25_5MHz_QPSK

Frequency(MHz)	P_{Mea}(dBm)	P_{cl}(dB)+ P_{Ag}(dB)	Ga Antenna Gain(dBi)	EIRP(dBm)	Limit(dBm)	Polarization
1852.50	-17.76	-29.40	10.00	21.64	33.00	H
1882.50	-17.54	-29.30	10.00	21.76	33.00	H
1912.50	-17.14	-29.30	10.00	22.16	33.00	H

LTE Band 25_10MHz_QPSK

Frequency(MHz)	P_{Mea}(dBm)	P_{cl}(dB)+ P_{Ag}(dB)	Ga Antenna Gain(dBi)	EIRP(dBm)	Limit(dBm)	Polarization
1855.00	-17.84	-29.40	10.00	21.56	33.00	H
1882.00	-17.87	-29.30	10.00	21.43	33.00	H
1910.00	-17.47	-29.30	10.00	21.83	33.00	H

LTE Band 25_15MHz_QPSK

Frequency(MHz)	P_{Mea}(dBm)	P_{cl}(dB)+ P_{Ag}(dB)	Ga Antenna Gain(dBi)	EIRP(dBm)	Limit(dBm)	Polarization
1857.50	-18.02	-29.40	10.00	21.38	33.00	H
1882.50	-17.54	-29.30	10.00	21.76	33.00	H
1907.50	-17.64	-29.30	10.00	21.66	33.00	H

LTE Band 25_20 MHz_QPSK

Frequency(MHz)	P_{Mea}(dBm)	P_{cl}(dB)+ P_{Ag}(dB)	Ga Antenna Gain(dBi)	EIRP(dBm)	Limit(dBm)	Polarization
1860.00	-17.81	-29.40	10.00	21.59	33.00	H
1882.50	-17.46	-29.30	10.00	21.84	33.00	H
1905.00	-16.91	-29.30	10.00	22.39	33.00	H

©Copyright. All rights reserved by SAICT.

LTE Band 25_1.4MHz_16QAM

Frequency(MHz)	P_{Mea}(dBm)	P_{cl}(dB)+ P_{Ag}(dB)	Ga Antenna Gain(dBi)	EIRP(dBm)	Limit(dBm)	Polarization
1850.70	-17.62	-29.40	10.00	21.78	33.00	H
1882.50	-16.82	-29.30	10.00	22.48	33.00	H
1914.30	-17.40	-29.30	10.00	21.90	33.00	H

LTE Band 25_3MHz_16QAM

Frequency(MHz)	P_{Mea}(dBm)	P_{cl}(dB)+ P_{Ag}(dB)	Ga Antenna Gain(dBi)	EIRP(dBm)	Limit(dBm)	Polarization
1851.50	-17.69	-29.40	10.00	21.71	33.00	H
1882.50	-17.35	-29.30	10.00	21.95	33.00	H
1913.50	-16.90	-29.30	10.00	22.40	33.00	H

LTE Band 25_5MHz_16QAM

Frequency(MHz)	P_{Mea}(dBm)	P_{cl}(dB)+ P_{Ag}(dB)	Ga Antenna Gain(dBi)	EIRP(dBm)	Limit(dBm)	Polarization
1852.50	-18.34	-29.40	10.00	21.06	33.00	H
1882.50	-16.82	-29.30	10.00	22.48	33.00	H
1912.50	-16.17	-29.30	10.00	23.13	33.00	H

LTE Band 25_10MHz_16QAM

Frequency(MHz)	P_{Mea}(dBm)	P_{cl}(dB)+ P_{Ag}(dB)	Ga Antenna Gain(dBi)	EIRP(dBm)	Limit(dBm)	Polarization
1855.00	-17.69	-29.40	10.00	21.71	33.00	H
1882.00	-17.33	-29.30	10.00	21.97	33.00	H
1910.00	-16.96	-29.30	10.00	22.34	33.00	H

LTE Band 25_15MHz_16QAM

Frequency(MHz)	P_{Mea}(dBm)	P_{cl}(dB)+ P_{Ag}(dB)	Ga Antenna Gain(dBi)	EIRP(dBm)	Limit(dBm)	Polarization
1857.50	-17.70	-29.40	10.00	21.70	33.00	H
1882.50	-16.99	-29.30	10.00	22.31	33.00	H
1907.50	-17.00	-29.30	10.00	22.30	33.00	H

LTE Band 25_20 MHz_16QAM

Frequency(MHz)	P_{Mea}(dBm)	P_{cl}(dB)+ P_{Ag}(dB)	Ga Antenna Gain(dBi)	EIRP(dBm)	Limit(dBm)	Polarization
1860.00	-18.25	-29.40	10.00	21.15	33.00	H
1882.50	-17.05	-29.30	10.00	22.25	33.00	H
1905.00	**-16.49**	**-29.30**	**10.00**	**22.81**	**33.00**	**H**

Peak EIRP (dBm)=P_{Mea}(-16.49dBm)-(P_{cl}+P_{Ag})(-29.30dB)+G_a(10.00dB) =22.81dBm

©Copyright. All rights reserved by SAICT.

LTE band 26(824MHz-849MHz)- ERP 22.913(a)

Limits: ≤38.45dBm (7W)

LTE band 26(824MHz-849MHz)_1.4MHz_QPSK

Frequency(MHz)	P_{Mea}(dBm)	P_{cl}(dB)+ P_{Ag}(dB)	Ga Antenna Gain(dBi)	Correction (dB)	ERP(dBm)	Limit(dBm)	Polarization
824.70	-12.92	-33.60	-0.30	2.15	18.23	38.45	V
836.50	-12.11	-33.50	-0.30	2.15	18.94	38.45	V
848.30	-13.30	-33.50	-0.30	2.15	17.75	38.45	V

LTE band 26(824MHz-849MHz)_3MHz_QPSK

Frequency(MHz)	P_{Mea}(dBm)	P_{cl}(dB)+ P_{Ag}(dB)	Ga Antenna Gain(dBi)	Correction (dB)	ERP(dBm)	Limit(dBm)	Polarization
825.50	-12.67	-33.60	-0.30	2.15	18.48	38.45	V
836.50	-12.12	-33.50	-0.30	2.15	18.93	38.45	V
847.50	-13.39	-33.50	-0.30	2.15	17.66	38.45	V

LTE band 26(824MHz-849MHz)_5MHz_QPSK

Frequency(MHz)	P_{Mea}(dBm)	P_{cl}(dB)+ P_{Ag}(dB)	Ga Antenna Gain(dBi)	Correction (dB)	ERP(dBm)	Limit(dBm)	Polarization
826.50	-12.71	-33.60	-0.30	2.15	18.44	38.45	V
836.50	-11.88	-33.50	-0.30	2.15	19.17	38.45	V
846.50	-13.37	-33.50	-0.30	2.15	17.68	38.45	V

LTE band 26(824MHz-849MHz)_10MHz_QPSK

Frequency(MHz)	P_{Mea}(dBm)	P_{cl}(dB)+ P_{Ag}(dB)	Ga Antenna Gain(dBi)	Correction (dB)	ERP(dBm)	Limit(dBm)	Polarization
829.00	-12.09	-33.60	-0.30	2.15	19.06	38.45	V
836.50	-12.05	-33.50	-0.30	2.15	19.00	38.45	V
844.00	-13.18	-33.50	-0.30	2.15	17.87	38.45	V

LTE band 26(824MHz-849MHz)_15MHz_QPSK

Frequency(MHz)	P_{Mea}(dBm)	P_{cl}(dB)+ P_{Ag}(dB)	Ga Antenna Gain(dBi)	Correction (dB)	ERP(dBm)	Limit(dBm)	Polarization
831.50	-11.65	-33.60	-0.30	2.15	19.50	38.45	V
836.50	-12.53	-33.50	-0.30	2.15	18.52	38.45	V
841.50	-12.81	-33.50	-0.30	2.15	18.24	38.45	V

©Copyright. All rights reserved by SAICT.

LTE band 26(824MHz-849MHz)_1.4MHz_16QAM

Frequency(MHz)	P_{Mea}(dBm)	P_{cl}(dB)+ P_{Ag}(dB)	Ga Antenna Gain(dBi)	Correction (dB)	ERP(dBm)	Limit(dBm)	Polarization
824.70	-12.17	-33.60	-0.30	2.15	18.98	38.45	V
836.50	-11.63	-33.50	-0.30	2.15	19.42	38.45	V
848.30	-12.66	-33.50	-0.30	2.15	18.39	38.45	V

LTE band 26(824MHz-849MHz)_3MHz_16QAM

Frequency(MHz)	P_{Mea}(dBm)	P_{cl}(dB)+ P_{Ag}(dB)	Ga Antenna Gain(dBi)	Correction (dB)	ERP(dBm)	Limit(dBm)	Polarization
825.50	-12.31	-33.60	-0.30	2.15	18.84	38.45	V
836.50	-11.43	-33.50	-0.30	2.15	19.62	38.45	V
847.50	-12.68	-33.50	-0.30	2.15	18.37	38.45	V

LTE band 26(824MHz-849MHz)_5MHz_16QAM

Frequency(MHz)	P_{Mea}(dBm)	P_{cl}(dB)+ P_{Ag}(dB)	Ga Antenna Gain(dBi)	Correction (dB)	ERP(dBm)	Limit(dBm)	Polarization
826.50	-11.95	-33.60	-0.30	2.15	19.20	38.45	V
836.50	-11.52	-33.50	-0.30	2.15	19.53	38.45	V
846.50	-12.83	-33.50	-0.30	2.15	18.22	38.45	V

LTE band 26(824MHz-849MHz)_10MHz_16QAM

Frequency(MHz)	P_{Mea}(dBm)	P_{cl}(dB)+ P_{Ag}(dB)	Ga Antenna Gain(dBi)	Correction (dB)	ERP(dBm)	Limit(dBm)	Polarization
829.00	**-11.36**	**-33.60**	**-0.30**	**2.15**	**19.79**	**38.45**	**V**
836.50	-11.72	-33.50	-0.30	2.15	19.33	38.45	V
844.00	-12.37	-33.50	-0.30	2.15	18.68	38.45	V

LTE band 26(824MHz-849MHz)_15MHz_16QAM

Frequency(MHz)	P_{Mea}(dBm)	P_{cl}(dB)+ P_{Ag}(dB)	Ga Antenna Gain(dBi)	Correction (dB)	ERP(dBm)	Limit(dBm)	Polarization
831.50	-11.80	-33.60	-0.30	2.15	19.35	38.45	V
836.50	-11.42	-33.50	-0.30	2.15	19.63	38.45	V
841.50	-12.16	-33.50	-0.30	2.15	18.89	38.45	V

Peak ERP (dBm)=P_{Mea}(-11.36dBm)-(P_{cl}+P_{Ag})(-33.60dB)+G_a(-0.30dB) -2.15=19.79dBm

©Copyright. All rights reserved by SAICT.

LTE Band 41- EIRP Part27.50(h)(2)

Limits: ≤33dBm (2W)

LTE Band 41_5MHz_QPSK

Frequency(MHz)	P_{Mea}(dBm)	P_{cl}(dB)+ P_{Ag}(dB)	G_a Antenna Gain(dB)	EIRP(dBm)	Limit(dBm)	Polarization
2498.50	-19.59	-28.60	10.80	19.81	33.00	H
2593.00	-18.33	-28.60	10.80	21.07	33.00	H
2687.50	**-18.25**	**-28.60**	**10.80**	**21.15**	**33.00**	**H**

LTE Band 41_10MHz_QPSK

Frequency(MHz)	P_{Mea}(dBm)	P_{cl}(dB)+ P_{Ag}(dB)	G_a Antenna Gain(dB)	EIRP(dBm)	Limit(dBm)	Polarization
2501.00	-20.06	-28.60	10.80	19.34	33.00	H
2593.00	-19.04	-28.60	10.80	20.36	33.00	H
2685.00	-18.74	-28.60	10.80	20.66	33.00	H

LTE Band 41_15MHz_QPSK

Frequency(MHz)	P_{Mea}(dBm)	P_{cl}(dB)+ P_{Ag}(dB)	G_a Antenna Gain(dB)	EIRP(dBm)	Limit(dBm)	Polarization
2503.00	-19.38	-28.60	10.80	20.02	33.00	H
2593.00	-20.84	-28.60	10.80	18.56	33.00	H
2682.50	-20.45	-28.60	10.80	18.95	33.00	H

LTE Band 41_20MHz_QPSK

Frequency(MHz)	P_{Mea}(dBm)	P_{cl}(dB)+ P_{Ag}(dB)	G_a Antenna Gain(dB)	EIRP(dBm)	Limit(dBm)	Polarization
2506.00	-19.06	-28.60	10.80	20.34	33.00	H
2593.00	-19.91	-28.60	10.80	19.49	33.00	H
2680.00	-20.26	-28.60	10.80	19.14	33.00	H

©Copyright. All rights reserved by SAICT.

LTE Band 41_5MHz_16QAM

Frequency(MHz)	P_{Mea}(dBm)	P_{cl}(dB)+ P_{Ag}(dB)	G_a Antenna Gain(dB)	EIRP(dBm)	Limit(dBm)	Polarization
2572.50	-18.77	-28.60	10.80	20.63	33.00	H
2595.00	-18.78	-28.60	10.80	20.62	33.00	H
2617.50	-18.62	-28.60	10.80	20.78	33.00	H

LTE Band 41_10MHz_16QAM

Frequency(MHz)	P_{Mea}(dBm)	P_{cl}(dB)+ P_{Ag}(dB)	G_a Antenna Gain(dB)	EIRP(dBm)	Limit(dBm)	Polarization
2575.00	-18.85	-28.60	10.80	20.55	33.00	H
2595.00	-19.07	-28.60	10.80	20.33	33.00	H
2615.00	-19.32	-28.60	10.80	20.08	33.00	H

LTE Band 41_15MHz_16QAM

Frequency(MHz)	P_{Mea}(dBm)	P_{cl}(dB)+ P_{Ag}(dB)	G_a Antenna Gain(dB)	EIRP(dBm)	Limit(dBm)	Polarization
2577.50	-18.91	-28.60	10.80	20.49	33.00	H
2595.00	-19.40	-28.60	10.80	20.00	33.00	H
2612.50	-19.56	-28.60	10.80	19.84	33.00	H

LTE Band 41_20 MHz_16QAM

Frequency(MHz)	P_{Mea}(dBm)	P_{cl}(dB)+ P_{Ag}(dB)	G_a Antenna Gain(dB)	EIRP(dBm)	Limit(dBm)	Polarization
2580.00	-18.70	-28.60	10.80	20.70	33.00	H
2595.00	-20.12	-28.60	10.80	19.28	33.00	H
2610.00	-19.85	-28.60	10.80	19.55	33.00	H

Peak EIRP (dBm)=P_{Mea}(-18.25dBm)-(P_{cl}+P_{Ag}) (-28.60dB)+G_a(10.80dB) =21.15dBm

©Copyright. All rights reserved by SAICT.

LTE Band 66- EIRP 27.50(d)

Limits: ≤30dBm (1W)

LTE Band 66_1.4MHz_QPSK

Frequency(MHz)	P_{Mea}(dBm)	P_{cl}(dB)+ P_{Ag}(dB)	Ga Antenna Gain(dBi)	EIRP(dBm)	Limit(dBm)	Polarization
1710.70	-15.94	-29.60	7.90	21.56	30.00	H
1745.00	-15.48	-29.50	7.90	21.92	30.00	H
1779.30	-14.62	-29.50	7.90	22.78	30.00	H

LTE Band 66_3MHz_QPSK

Frequency(MHz)	P_{Mea}(dBm)	P_{cl}(dB)+ P_{Ag}(dB)	Ga Antenna Gain(dBi)	EIRP(dBm)	Limit(dBm)	Polarization
1711.50	-16.25	-29.60	7.90	21.25	30.00	H
1745.00	-15.97	-29.50	7.90	21.43	30.00	H
1778.50	-15.61	-29.50	7.90	21.79	30.00	H

LTE Band 66_5MHz_QPSK

Frequency(MHz)	P_{Mea}(dBm)	P_{cl}(dB)+ P_{Ag}(dB)	Ga Antenna Gain(dBi)	EIRP(dBm)	Limit(dBm)	Polarization
1712.50	-15.86	-29.60	7.90	21.64	30.00	H
1745.00	-16.05	-29.50	7.90	21.35	30.00	H
1777.50	-16.03	-29.50	7.90	21.37	30.00	H

LTE Band 66_10MHz_QPSK

Frequency(MHz)	P_{Mea}(dBm)	P_{cl}(dB)+ P_{Ag}(dB)	Ga Antenna Gain(dBi)	EIRP(dBm)	Limit(dBm)	Polarization
1715.00	-16.34	-29.60	7.90	21.16	30.00	H
1745.00	-16.95	-29.50	7.90	20.45	30.00	H
1775.00	-16.12	-29.50	7.90	21.28	30.00	H

LTE Band 66_15MHz_QPSK

Frequency(MHz)	P_{Mea}(dBm)	P_{cl}(dB)+ P_{Ag}(dB)	Ga Antenna Gain(dBi)	EIRP(dBm)	Limit(dBm)	Polarization
1717.50	-16.47	-29.60	7.90	21.03	30.00	H
1745.00	-17.32	-29.50	7.90	20.08	30.00	H
1772.53	-16.10	-29.50	7.90	21.30	30.00	H

LTE Band 66_20MHz_QPSK

Frequency(MHz)	P_{Mea}(dBm)	P_{cl}(dB)+ P_{Ag}(dB)	Ga Antenna Gain(dBi)	EIRP(dBm)	Limit(dBm)	Polarization
1720.00	-16.55	-29.60	7.90	20.95	30.00	H
1745.00	-17.42	-29.50	7.90	19.98	30.00	H
1770.00	-14.95	-29.50	7.90	22.45	30.00	H

©Copyright. All rights reserved by SAICT.

LTE Band 66_1.4MHz_16QAM

Frequency(MHz)	P_{Mea}(dBm)	P_{cl}(dB)+ P_{Ag}(dB)	Ga Antenna Gain(dBi)	EIRP(dBm)	Limit(dBm)	Polarization
1710.70	-16.30	-29.60	7.90	21.20	30.00	H
1745.00	-15.75	-29.50	7.90	21.65	30.00	H
1779.30	-15.21	-29.50	7.90	22.19	30.00	H

LTE Band 66_3MHz_16QAM

Frequency(MHz)	P_{Mea}(dBm)	P_{cl}(dB)+ P_{Ag}(dB)	Ga Antenna Gain(dBi)	EIRP(dBm)	Limit(dBm)	Polarization
1711.50	-16.03	-29.60	7.90	21.47	30.00	H
1745.00	-15.21	-29.50	7.90	22.19	30.00	H
1778.50	-15.34	-29.50	7.90	22.06	30.00	H

LTE Band 66_5MHz_16QAM

Frequency(MHz)	P_{Mea}(dBm)	P_{cl}(dB)+ P_{Ag}(dB)	Ga Antenna Gain(dBi)	EIRP(dBm)	Limit(dBm)	Polarization
1712.50	-15.78	-29.60	7.90	21.72	30.00	H
1745.00	-15.59	-29.50	7.90	21.81	30.00	H
1777.50	-15.24	-29.50	7.90	22.16	30.00	H

LTE Band 66_10MHz_16QAM

Frequency(MHz)	P_{Mea}(dBm)	P_{cl}(dB)+ P_{Ag}(dB)	Ga Antenna Gain(dBi)	EIRP(dBm)	Limit(dBm)	Polarization
1715.00	-16.32	-29.60	7.90	21.18	30.00	H
1745.00	-15.98	-29.50	7.90	21.42	30.00	H
1775.00	-16.10	-29.50	7.90	21.30	30.00	H

LTE Band 66_15MHz_16QAM

Frequency(MHz)	P_{Mea}(dBm)	P_{cl}(dB)+ P_{Ag}(dB)	Ga Antenna Gain(dBi)	EIRP(dBm)	Limit(dBm)	Polarization
1717.50	-15.98	-29.60	7.90	21.52	30.00	H
1745.00	-17.13	-29.50	7.90	20.27	30.00	H
1772.53	-15.15	-29.50	7.90	22.25	30.00	H

LTE Band 66_20MHz_16QAM

Frequency(MHz)	P_{Mea}(dBm)	P_{cl}(dB)+ P_{Ag}(dB)	Ga Antenna Gain(dBi)	EIRP(dBm)	Limit(dBm)	Polarization
1720.00	-16.12	-29.60	7.90	21.38	30.00	H
1745.00	-16.63	-29.50	7.90	20.77	30.00	H
1770.00	**-13.74**	**-29.50**	**7.90**	**23.66**	**30.00**	**H**

Peak EIRP (dBm)=P_{Mea}(-13.74dBm)-(P_{cl}+P_{Ag})(-29.50dB)+G_a(7.90dB) =23.66dBm

©Copyright. All rights reserved by SAICT.

LTE Band 71- ERP 27.50(c)(10)

Limits: ≤34.77 dBm (3W)

LTE Band 71_5MHz_QPSK

Frequency(MHz)	P_{Mea}(dBm)	P_{cl}(dB)+ P_{Ag}(dB)	Ga Antenna Gain(dBi)	Correction (dB)	ERP(dBm)	Limit(dBm)	Polarization
665.50	-16.52	-36.70	-0.80	2.15	19.38	34.77	V
680.50	-17.41	-36.80	-0.80	2.15	18.59	34.77	V
695.50	-15.44	-34.80	-0.80	2.15	18.56	34.77	V

LTE Band 71_10MHz_QPSK

Frequency(MHz)	P_{Mea}(dBm)	P_{cl}(dB)+ P_{Ag}(dB)	Ga Antenna Gain(dBi)	Correction (dB)	ERP(dBm)	Limit(dBm)	Polarization
668.00	-16.28	-36.70	-0.80	2.15	19.62	34.77	V
680.50	-17.43	-36.80	-0.80	2.15	18.57	34.77	V
693.00	-15.42	-34.80	-0.80	2.15	18.58	34.77	V

LTE Band 71_15MHz_QPSK

Frequency(MHz)	P_{Mea}(dBm)	P_{cl}(dB)+ P_{Ag}(dB)	Ga Antenna Gain(dBi)	Correction (dB)	ERP(dBm)	Limit(dBm)	Polarization
670.00	-16.96	-36.70	-0.80	2.15	18.94	34.77	V
680.50	-18.98	-36.80	-0.80	2.15	17.02	34.77	V
690.50	-17.47	-34.80	-0.80	2.15	16.53	34.77	V

LTE Band 71_20MHz_QPSK

Frequency(MHz)	P_{Mea}(dBm)	P_{cl}(dB)+ P_{Ag}(dB)	Ga Antenna Gain(dBi)	Correction (dB)	ERP(dBm)	Limit(dBm)	Polarization
673.00	**-15.88**	**-36.70**	**-0.80**	**2.15**	**20.02**	**34.77**	**V**
683.00	-18.22	-36.80	-0.80	2.15	17.78	34.77	V
688.00	-15.47	-34.80	-0.80	2.15	18.53	34.77	V

©Copyright. All rights reserved by SAICT.

LTE Band 71_5MHz_16QAM

Frequency(MHz)	P_{Mea}(dBm)	P_{cl}(dB)+ P_{Ag}(dB)	Ga Antenna Gain(dBi)	Correction (dB)	ERP(dBm)	Limit(dBm)	Polarization
665.50	-16.09	-36.70	-0.80	2.15	17.66	34.77	V
680.50	-17.81	-36.80	-0.80	2.15	16.04	34.77	V
695.50	-15.67	-34.80	-0.80	2.15	16.18	34.77	V

LTE Band 71_10MHz_16QAM

Frequency(MHz)	P_{Mea}(dBm)	P_{cl}(dB)+ P_{Ag}(dB)	Ga Antenna Gain(dBi)	Correction (dB)	ERP(dBm)	Limit(dBm)	Polarization
668.00	-16.02	-36.70	-0.80	2.15	17.73	34.77	V
680.50	-16.97	-36.80	-0.80	2.15	16.88	34.77	V
693.00	-15.50	-34.80	-0.80	2.15	16.35	34.77	V

LTE Band 71_15MHz_16QAM

Frequency(MHz)	P_{Mea}(dBm)	P_{cl}(dB)+ P_{Ag}(dB)	Ga Antenna Gain(dBi)	Correction (dB)	ERP(dBm)	Limit(dBm)	Polarization
670.00	-16.75	-36.70	-0.80	2.15	17.00	34.77	V
680.50	-19.27	-36.80	-0.80	2.15	14.58	34.77	V
690.50	-17.64	-34.80	-0.80	2.15	14.21	34.77	V

LTE Band 71_20MHz_16QAM

Frequency(MHz)	P_{Mea}(dBm)	P_{cl}(dB)+ P_{Ag}(dB)	Ga Antenna Gain(dBi)	Correction (dB)	ERP(dBm)	Limit(dBm)	Polarization
673.00	-15.96	-36.70	-0.80	2.15	17.79	34.77	V
683.00	-18.44	-36.80	-0.80	2.15	15.41	34.77	V
688.00	-15.26	-34.80	-0.80	2.15	16.59	34.77	V

Peak ERP (dBm)=P_{Mea}(-15.88dBm)-(P_{cl}+P_{Ag})(-36.70dB)+G_a(-0.80dB) -2.15dB =20.02dBm

©Copyright. All rights reserved by SAICT.

LTE Band CA_41C - EIRP Part27.50(h)(2)

Limits: ≤33dBm (2W)

LTE Band CA_41C _5MHz+20MHz_QPSK

Frequency(MHz)	Frequency(MHz)	P_{Mea}(dBm)	P_{cl}(dB)+ P_{Ag}(dB)	G_a Antenna Gain(dB)	EIRP(dBm)	Limit(dBm)	Polarization
2499.30	2511.00	-18.62	-28.70	10.80	20.88	33.00	H
2583.80	2595.50	-20.84	-28.60	10.80	18.56	33.00	H
2668.30	2680.00	-19.96	-28.50	10.80	19.34	33.00	H

LTE Band CA_41C _10MHz+20MHz_QPSK

Frequency(MHz)	Frequency(MHz)	P_{Mea}(dBm)	P_{cl}(dB)+ P_{Ag}(dB)	G_a Antenna Gain(dB)	EIRP(dBm)	Limit(dBm)	Polarization
2501.50	2515.90	-19.68	-28.70	10.80	19.82	33.00	H
2583.60	2598.00	-21.29	-28.60	10.80	18.11	33.00	H
2665.60	2680.00	-20.42	-28.60	10.80	18.98	33.00	H

LTE Band 41_15MHz+20MHz_QPSK

Frequency(MHz)	Frequency(MHz)	P_{Mea}(dBm)	P_{cl}(dB)+ P_{Ag}(dB)	G_a Antenna Gain(dB)	EIRP(dBm)	Limit(dBm)	Polarization
2503.80	2520.90	-23.76	-28.70	10.80	15.74	33.00	H
2583.30	2600.40	-25.75	-28.60	10.80	13.65	33.00	H
2662.90	2680.00	-28.58	-28.60	10.80	10.82	33.00	H

LTE Band CA_41C _20MHz+5MHz_QPSK

Frequency(MHz)	Frequency(MHz)	P_{Mea}(dBm)	P_{cl}(dB)+ P_{Ag}(dB)	G_a Antenna Gain(dB)	EIRP(dBm)	Limit(dBm)	Polarization
2506.00	**2517.70**	**-16.77**	**-28.70**	**10.80**	**22.73**	**33.00**	**H**
2590.50	2602.20	-19.60	-28.60	10.80	19.80	33.00	H
2675.00	2686.70	-18.17	-28.60	10.80	21.23	33.00	H

LTE Band CA_41C _20MHz+10MHz_QPSK

Frequency(MHz)	Frequency(MHz)	P_{Mea}(dBm)	P_{cl}(dB)+ P_{Ag}(dB)	G_a Antenna Gain(dB)	EIRP(dBm)	Limit(dBm)	Polarization
2506.00	2520.40	-18.39	-28.70	10.80	21.11	33.00	H
2588.10	2602.50	-22.67	-28.60	10.80	16.73	33.00	H
2670.10	2684.50	-25.71	-28.60	10.80	13.69	33.00	H

LTE Band CA_41C _20MHz+15MHz_QPSK

Frequency(MHz)	Frequency(MHz)	P_{Mea}(dBm)	P_{cl}(dB)+ P_{Ag}(dB)	G_a Antenna Gain(dB)	EIRP(dBm)	Limit(dBm)	Polarization
2506.00	2523.10	-18.50	-28.70	10.80	21.00	33.00	H
2585.60	2602.70	-21.97	-28.60	10.80	17.43	33.00	H
2665.10	2682.20	-25.47	-28.60	10.80	13.93	33.00	H

©Copyright. All rights reserved by SAICT.

LTE Band CA_41C _15MHz+15MHz_QPSK

Frequency(MHz)	Frequency(MHz)	P_{Mea}(dBm)	P_{cl}(dB)+ P_{Ag}(dB)	G_a Antenna Gain(dB)	EIRP(dBm)	Limit(dBm)	Polarization
2503.50	2518.50	-21.75	-28.70	10.80	17.75	33.00	H
2585.50	2600.50	-26.18	-28.60	10.80	13.22	33.00	H
2667.50	2682.50	-27.69	-28.60	10.80	11.71	33.00	H

LTE Band CA_41C _20MHz+20MHz_QPSK

Frequency(MHz)	Frequency(MHz)	P_{Mea}(dBm)	P_{cl}(dB)+ P_{Ag}(dB)	G_a Antenna Gain(dB)	EIRP(dBm)	Limit(dBm)	Polarization
2506.00	2525.80	-17.41	-28.70	10.80	22.09	33.00	H
2583.10	2602.90	-20.97	-28.60	10.80	18.43	33.00	H
2660.20	2680.00	-25.24	-28.60	10.80	14.16	33.00	H

LTE Band CA_41C _15MHz+10MHz_QPSK

Frequency(MHz)	Frequency(MHz)	P_{Mea}(dBm)	P_{cl}(dB)+ P_{Ag}(dB)	G_a Antenna Gain(dB)	EIRP(dBm)	Limit(dBm)	Polarization
2503.50	2515.50	-23.93	-28.70	10.80	15.57	33.00	H
2588.10	2600.10	-28.69	-28.60	10.80	10.71	33.00	H
2672.70	2684.70	-27.77	-28.60	10.80	11.63	33.00	H

LTE Band CA_41C _10MHz+15MHz_QPSK

Frequency(MHz)	Frequency(MHz)	P_{Mea}(dBm)	P_{cl}(dB)+ P_{Ag}(dB)	G_a Antenna Gain(dB)	EIRP(dBm)	Limit(dBm)	Polarization
2501.30	2513.30	-22.64	-28.70	10.80	16.86	33.00	H
2585.90	2597.90	-26.52	-28.60	10.80	12.88	33.00	H
2670.50	2682.50	-29.13	-28.60	10.80	10.27	33.00	H

©Copyright. All rights reserved by SAICT.

LTE Band CA_41C _5MHz+20MHz_16QAM

Frequency(MHz)	Frequency(MHz)	P_{Mea}(dBm)	P_{cl}(dB)+ P_{Ag}(dB)	G_a Antenna Gain(dB)	EIRP(dBm)	Limit(dBm)	Polarization
2499.30	2511.00	-19.01	-28.70	10.80	20.49	33.00	H
2583.80	2595.50	-21.47	-28.60	10.80	17.93	33.00	H
2668.30	2680.00	-19.70	-28.50	10.80	19.60	33.00	H

LTE Band CA_41C _10MHz+20MHz_16QAM

Frequency(MHz)	Frequency(MHz)	P_{Mea}(dBm)	P_{cl}(dB)+ P_{Ag}(dB)	G_a Antenna Gain(dB)	EIRP(dBm)	Limit(dBm)	Polarization
2501.50	2515.90	-20.37	-28.70	10.80	19.13	33.00	H
2583.60	2598.00	-21.67	-28.60	10.80	17.73	33.00	H
2665.60	2680.00	-20.64	-28.60	10.80	18.76	33.00	H

LTE Band CA_41C _15MHz+20MHz_16QAM

Frequency(MHz)	Frequency(MHz)	P_{Mea}(dBm)	P_{cl}(dB)+ P_{Ag}(dB)	G_a Antenna Gain(dB)	EIRP(dBm)	Limit(dBm)	Polarization
2503.80	2520.90	-22.59	-28.70	10.80	16.91	33.00	H
2583.30	2600.40	-26.52	-28.60	10.80	12.88	33.00	H
2662.90	2680.00	-28.27	-28.60	10.80	11.13	33.00	H

LTE Band CA_41C _20MHz+5MHz_16QAM

Frequency(MHz)	Frequency(MHz)	P_{Mea}(dBm)	P_{cl}(dB)+ P_{Ag}(dB)	G_a Antenna Gain(dB)	EIRP(dBm)	Limit(dBm)	Polarization
2506.00	2517.70	-16.92	-28.70	10.80	22.58	33.00	H
2590.50	2602.20	-19.94	-28.60	10.80	19.46	33.00	H
2675.00	2686.70	-25.94	-28.60	10.80	13.46	33.00	H

LTE Band CA_41C _20MHz+10MHz_16QAM

Frequency(MHz)	Frequency(MHz)	P_{Mea}(dBm)	P_{cl}(dB)+ P_{Ag}(dB)	G_a Antenna Gain(dB)	EIRP(dBm)	Limit(dBm)	Polarization
2506.00	2520.40	-17.99	-28.70	10.80	21.51	33.00	H
2588.10	2602.50	-21.81	-28.60	10.80	17.59	33.00	H
2670.10	2684.50	-25.24	-28.60	10.80	14.16	33.00	H

LTE Band CA_41C _20MHz+15MHz_16QAM

Frequency(MHz)	Frequency(MHz)	P_{Mea}(dBm)	P_{cl}(dB)+ P_{Ag}(dB)	G_a Antenna Gain(dB)	EIRP(dBm)	Limit(dBm)	Polarization
2506.00	2523.10	-17.72	-28.70	10.80	21.78	33.00	H
2585.60	2602.70	-21.83	-28.60	10.80	17.57	33.00	H
2665.10	2682.20	-25.78	-28.60	10.80	13.62	33.00	H

©Copyright. All rights reserved by SAICT.

LTE Band CA_41C _15MHz+15MHz_16QAM

Frequency(MHz)	Frequency(MHz)	P_{Mea}(dBm)	P_{cl}(dB)+ P_{Ag}(dB)	G_a Antenna Gain(dB)	EIRP(dBm)	Limit(dBm)	Polarization
2503.50	2518.50	-22.42	-28.70	10.80	17.08	33.00	H
2585.50	2600.50	-26.33	-28.60	10.80	13.07	33.00	H
2667.50	2682.50	-28.14	-28.60	10.80	11.26	33.00	H

LTE Band CA_41C _20MHz+20MHz_16QAM

Frequency(MHz)	Frequency(MHz)	P_{Mea}(dBm)	P_{cl}(dB)+ P_{Ag}(dB)	G_a Antenna Gain(dB)	EIRP(dBm)	Limit(dBm)	Polarization
2506.00	2525.80	-17.83	-28.70	10.80	21.67	33.00	H
2583.10	2602.90	-21.16	-28.60	10.80	18.24	33.00	H
2660.20	2680.00	-29.32	-28.60	10.80	10.08	33.00	H

LTE Band CA_41C _15MHz+10MHz_16QAM

Frequency(MHz)	Frequency(MHz)	P_{Mea}(dBm)	P_{cl}(dB)+ P_{Ag}(dB)	G_a Antenna Gain(dB)	EIRP(dBm)	Limit(dBm)	Polarization
2503.50	2515.50	-24.34	-28.70	10.80	15.16	33.00	H
2588.10	2600.10	-27.24	-28.60	10.80	12.16	33.00	H
2672.70	2684.70	-30.50	-28.60	10.80	8.90	33.00	H

LTE Band CA_41C _10MHz+15MHz_16QAM

Frequency(MHz)	Frequency(MHz)	P_{Mea}(dBm)	P_{cl}(dB)+ P_{Ag}(dB)	G_a Antenna Gain(dB)	EIRP(dBm)	Limit(dBm)	Polarization
2501.30	2513.30	-21.62	-28.70	10.80	17.88	33.00	H
2585.90	2597.90	-26.31	-28.60	10.80	13.09	33.00	H
2670.50	2682.50	-28.10	-28.60	10.80	11.30	33.00	H

Peak EIRP (dBm)=P_{Mea}(-16.77dBm)-(P_{cl}+P_{Ag}) (-28.70dB)+G_a(10.80dB) =22.73dBm

ANALYZER SETTINGS:

RBW = VBW = 8MHz for occupied bandwidths equal to or less than 5MHz.

RBW = VBW = 20MHz for occupied bandwidths equal to or greater than 10MHz.

Note: The maximum value of expanded measurement uncertainty for this test item is U = 3.34dB(30MHz-3GHz)/4.06dB(3GHz-18GHz)/4.56dB(18GHz-40GHz), k = 2

©Copyright. All rights reserved by SAICT.

A.2 FIELD STRENGTH OF SPURIOUS RADIATION

Reference

FCC: CFR 2.1053, 22.917, 24.238, 27.53.

A.2.1 Measurement Method

This measurement is carried out in fully-anechoic chamber FAC-3.

The spectrum was scanned from 30 MHz to the 10th harmonic of the highest frequency generated within the equipment, which is the transmitted carrier. The resolution bandwidth is set 1MHz as outlined in Part 22.917, 24.238, Part 27.53(h). The spectrum was scanned with the mobile station transmitting at carrier frequencies that pertain to low, mid and high channels of the LTE Bands 2, 4, 5,7,12,13,25,26,41,66,71,CA_41C.

The procedure of radiated spurious emissions is as follows:

1. EUT was placed on a 1.5 meter high non-conductive stand at a 3 meter test distance from the receive antenna. A receiving antenna was placed on the antenna mast 3 meters from the EUT for emission measurements. The height of receiving antenna is 1.5m. The test setup refers to figure below. Detected emissions were maximized at each frequency by rotating the EUT through 360° and adjusting the receiving antenna polarization. The radiated emission measurements of all non-harmonic and harmonics of the transmit frequency through the 10th harmonic were measured with peak detector.

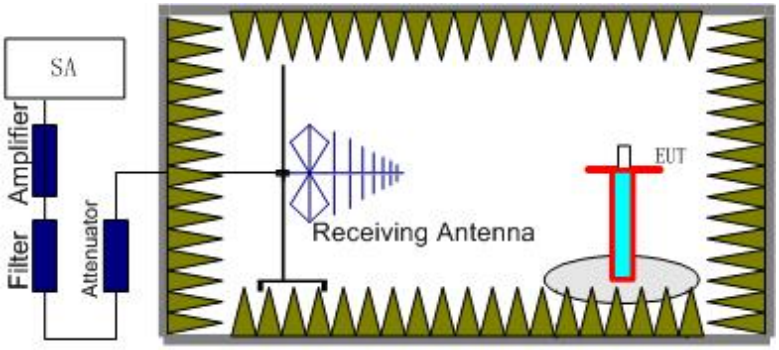

2. The EUT is then put into continuously transmitting mode at its maximum power level during the test. And the maximum value of the receiver should be recorded as (Pr).
3. The EUT shall be replaced by a substitution antenna. The test setup refers to figure below.

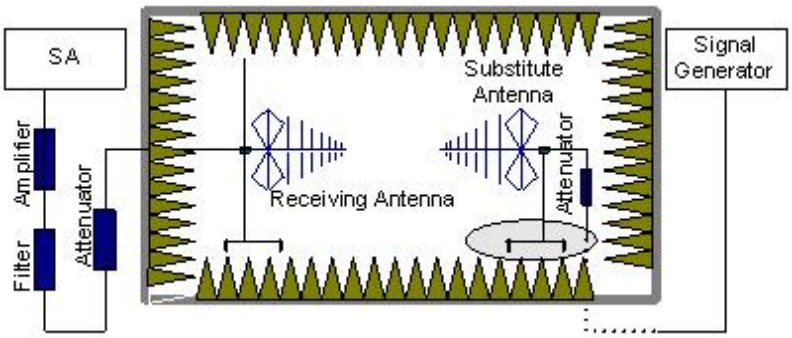

In the chamber, an substitution antenna for the frequency band of interest is placed at the reference point of the chamber. An RF Signal source for the frequency band of interest is

©Copyright. All rights reserved by SAICT.

connected to the substitution antenna with a cable that has been constructed to not interfere with the radiation pattern of the antenna. A power (P_{Mea}) is applied to the input of the substitution antenna. Adjust the level of the signal generator output until the value of the receiver reaches the previously recorded (P_r). The power of signal source (P_{Mea}) is recorded. The test should be performed by rotating the test item and adjusting the receiving antenna polarization.

4. The Path loss (P_{pl}) between the Signal Source with the Substitution Antenna and the Substitution Antenna Gain(dBi) (G_a) should be recorded after test.
   An amplifier should be connected in for the test.
   The Path loss (P_{pl}) is the summation of the cable loss and the gain of the amplifier.
   The measurement results are obtained as described below:
   Power (EIRP)=P_{Mea} - P_{pl} + G_a
5. This value is EIRP since the measurement is calibrated using an antenna of known gain (unit: dBi) and known input power.
6. ERP can be calculated from EIRP by subtracting the gain of the dipole, ERP = EIRP -2.15dB.

A.2.2 Measurement Results

Radiated emissions measurements were made only at the upper, middle, and lower carrier frequencies of the LTE Bands 2, 4, 5,7,12,13,25,26,41,66,71,CA_41C. It was decided that measurements at these three carrier frequencies would be sufficient to demonstrate compliance with emissions limits because it was seen that all the significant spurs occur well outside the band and no radiation was seen from a carrier in one block of the LTE Bands 2, 4, 5, 7, 12, 13, 25, 26, 41, 66, 71, CA_41C into any of the other blocks. The equipment must still, however, meet emissions requirements with the carrier at all frequencies over which it is capable of operating and it is the manufacturer's responsibility to verify this.

©Copyright. All rights reserved by SAICT.

LTE Band 2, 1.4MHz, QPSK, Channel 18607

Frequency(MHz)	P_{Mea}(dBm)	Path Loss	Antenna Gain(dBi)	Peak EIRP(dBm)	Limit （dBm）	Polarization
2919.47	-40.92	1.00	11.40	-30.52	-13.00	H
3700.50	-63.16	1.20	12.30	-52.06	-13.00	V
10807.50	-58.24	2.30	11.00	-49.54	-13.00	V
12952.00	-55.91	2.50	13.70	-44.71	-13.00	V
14802.50	-50.44	2.70	13.00	-40.14	-13.00	V
16652.00	-55.63	2.90	15.20	-43.33	-13.00	V

LTE Band 2, 1.4MHz, QPSK, Channel 18900

Frequency(MHz)	P_{Mea}(dBm)	Path Loss	Antenna Gain(dBi)	Peak EIRP(dBm)	Limit （dBm）	Polarization
2827.20	-42.17	1.00	11.40	-31.77	-13.00	H
5638.50	-63.11	1.30	13.20	-51.21	-13.00	V
10974.50	-57.59	2.30	11.00	-48.89	-13.00	V
13157.50	-57.07	2.40	13.70	-45.77	-13.00	V
15036.50	-53.68	2.40	13.00	-43.08	-13.00	V
16917.00	-54.50	2.90	13.20	-44.20	-13.00	V

LTE Band 2, 1.4MHz, QPSK, Channel 19193

Frequency(MHz)	P_{Mea}(dBm)	Path Loss	Antenna Gain(dBi)	Peak EIRP(dBm)	Limit （dBm）	Polarization
2930.13	-42.00	1.00	11.40	-31.60	-13.00	V
7635.50	-56.91	1.80	11.50	-47.21	-13.00	V
10043.00	-59.68	2.00	11.60	-50.08	-13.00	V
13362.50	-49.18	2.40	12.90	-38.68	-13.00	V
15271.00	-45.72	2.70	13.00	-35.42	-13.00	V
17180.00	-45.04	3.20	13.20	-35.04	-13.00	V

©Copyright. All rights reserved by SAICT.

LTE Band 2, 1.4MHz, 16QAM, Channel 18607

Frequency(MHz)	P_{Mea}(dBm)	Path Loss	Antenna Gain(dBi)	Peak EIRP(dBm)	Limit （dBm）	Polarization
2937.07	-40.41	1.00	11.40	-30.01	-13.00	H
9317.00	-61.15	2.00	11.90	-51.25	-13.00	V
10803.50	-57.85	2.40	11.00	-49.25	-13.00	H
12603.00	-60.36	2.60	14.10	-48.86	-13.00	V
14801.50	-48.90	2.70	13.00	-38.60	-13.00	V
16969.00	-55.04	2.90	13.20	-44.74	-13.00	V

LTE Band 2, 1.4MHz, 16QAM, Channel 18900

Frequency(MHz)	P_{Mea}(dBm)	Path Loss	Antenna Gain(dBi)	Peak EIRP(dBm)	Limit （dBm）	Polarization
2940.27	-41.33	1.00	11.40	-30.93	-13.00	H
9340.50	-60.86	2.10	11.90	-51.06	-13.00	V
11661.50	-57.58	2.60	11.50	-48.68	-13.00	V
13157.00	-51.83	2.40	13.70	-40.53	-13.00	V
15036.00	-51.73	2.50	13.00	-41.23	-13.00	V
16954.00	-54.81	2.90	13.20	-44.51	-13.00	H

LTE Band 2, 1.4MHz, 16QAM, Channel 19193

Frequency(MHz)	P_{Mea}(dBm)	Path Loss	Antenna Gain(dBi)	Peak EIRP(dBm)	Limit （dBm）	Polarization
2925.33	-41.40	1.00	11.40	-31.00	-13.00	H
9973.00	-59.82	2.20	11.60	-50.42	-13.00	V
11510.50	-58.32	2.60	11.50	-49.42	-13.00	V
13362.00	-56.14	2.30	12.90	-45.54	-13.00	H
14715.50	-56.58	2.70	13.00	-46.28	-13.00	V
16322.00	-56.81	2.70	15.20	-44.31	-13.00	V

Note: The maximum value of expanded measurement uncertainty for this test item is U = 3.34dB(30MHz-3GHz)/4.06dB(3GHz-18GHz)/4.56dB(18GHz-40GHz), k = 2

©Copyright. All rights reserved by SAICT.

LTE Band 4, 1.4MHz QPSK, Channel 19957

Frequency(MHz)	P_{Mea}(dBm)	Path Loss	Antenna Gain(dBi)	Peak EIRP(dBm)	Limit （dBm）	Polarization
2932.80	-40.32	1.00	11.40	-29.92	-13.00	H
3420.50	-50.96	1.10	12.30	-39.76	-13.00	H
8552.00	-52.23	2.00	12.40	-41.83	-13.00	V
13682.00	-49.62	2.50	12.90	-39.22	-13.00	V
15393.00	-53.55	2.40	15.50	-40.45	-13.00	V
17103.50	-50.65	2.90	13.20	-40.35	-13.00	V

LTE Band 4, 1.4MHz, QPSK, Channel 20175

Frequency(MHz)	P_{Mea}(dBm)	Path Loss	Antenna Gain(dBi)	Peak EIRP(dBm)	Limit （dBm）	Polarization
2899.73	-41.69	1.00	11.40	-31.29	-13.00	V
3463.50	-48.54	1.10	12.30	-37.34	-13.00	H
12125.00	-54.30	2.60	13.10	-43.80	-13.00	V
13856.50	-50.95	2.20	12.30	-40.85	-13.00	H
15589.00	-54.01	2.70	15.50	-41.21	-13.00	H
17321.00	-48.68	2.90	11.20	-40.38	-13.00	H

LTE Band 4, 1.4MHz, QPSK, Channel 20393

Frequency(MHz)	P_{Mea}(dBm)	Path Loss	Antenna Gain(dBi)	Peak EIRP(dBm)	Limit （dBm）	Polarization
2915.20	-41.22	1.00	11.40	-30.82	-13.00	H
3507.50	-54.11	1.10	12.30	-42.91	-13.00	H
12277.50	-50.82	2.60	14.10	-39.32	-13.00	V
14031.50	-46.89	2.50	12.30	-37.09	-13.00	H
15937.00	-60.02	2.60	16.90	-45.72	-13.00	H
17539.00	-48.48	3.30	11.20	-40.58	-13.00	V

©Copyright. All rights reserved by SAICT.

LTE Band 4, 1.4MHz, 16QAM, Channel 19957

Frequency(MHz)	P_{Mea}(dBm)	Path Loss	Antenna Gain(dBi)	Peak EIRP(dBm)	Limit （dBm）	Polarization
2954.67	-41.44	1.00	11.40	-31.04	-13.00	H
3420.50	-54.31	1.10	12.30	-43.11	-13.00	H
8552.00	-53.39	2.00	12.40	-42.99	-13.00	V
13682.00	-47.65	2.50	12.90	-37.25	-13.00	V
15392.00	-55.64	2.40	15.50	-42.54	-13.00	V
17103.00	-53.77	2.90	13.20	-43.47	-13.00	V

LTE Band 4, 1.4MHz, 16QAM, Channel 20175

Frequency(MHz)	P_{Mea}(dBm)	Path Loss	Antenna Gain(dBi)	Peak EIRP(dBm)	Limit （dBm）	Polarization
2936.00	-41.32	1.00	11.40	-30.92	-13.00	H
3464.00	-47.60	1.10	12.30	-36.40	-13.00	V
5196.50	-60.57	1.60	12.60	-49.57	-13.00	H
12124.50	-53.25	2.60	13.10	-42.75	-13.00	V
13856.50	-49.71	2.20	12.30	-39.61	-13.00	V
15589.00	-50.96	2.70	15.50	-38.16	-13.00	V

LTE Band 4, 1.4MHz, 16QAM, Channel 20393

Frequency(MHz)	P_{Mea}(dBm)	Path Loss	Antenna Gain(dBi)	Peak EIRP(dBm)	Limit （dBm）	Polarization
2938.13	-41.05	1.00	11.40	-30.65	-13.00	H
3507.50	-54.31	1.10	12.30	-43.11	-13.00	H
8769.00	-58.58	1.90	12.00	-48.48	-13.00	V
12277.50	-56.48	2.60	14.10	-44.98	-13.00	H
14031.00	-46.27	2.50	12.30	-36.47	-13.00	V
17538.50	-50.43	3.30	11.20	-42.53	-13.00	V

Note: The maximum value of expanded measurement uncertainty for this test item is U = 3.34dB(30MHz-3GHz)/4.06dB(3GHz-18GHz)/4.56dB(18GHz-40GHz), k = 2

©Copyright. All rights reserved by SAICT.

LTE Band 5, 1.4MHz, QPSK, Channel 20407

Frequency(MHz)	P_{Mea}(dBm)	Path Loss	Antenna Gain(dBi)	Peak ERP(dBm)	Limit （dBm）	Polarization
2472.53	-38.97	0.90	10.80	-31.22	-13.00	H
3837.00	-65.84	1.20	12.60	-56.59	-13.00	V
4451.50	-66.40	1.20	12.70	-57.05	-13.00	V
5813.00	-66.33	1.40	13.40	-56.48	-13.00	V
7468.50	-61.94	1.90	11.50	-54.49	-13.00	V
9075.00	-62.76	2.10	12.00	-55.01	-13.00	V

LTE Band 5, 1.4MHz, QPSK, Channel 20525

Frequency(MHz)	P_{Mea}(dBm)	Path Loss	Antenna Gain(dBi)	Peak ERP(dBm)	Limit （dBm）	Polarization
2507.73	-39.61	0.90	10.80	-31.86	-13.00	H
3208.50	-63.77	1.10	11.40	-55.62	-13.00	V
3923.50	-66.34	1.30	12.60	-57.19	-13.00	V
4626.50	-64.91	1.30	12.70	-55.66	-13.00	V
5990.00	-65.10	1.50	13.40	-55.35	-13.00	V
8126.00	-61.87	2.20	11.50	-54.72	-13.00	H

LTE Band 5, 1.4MHz, QPSK, Channel 20643

Frequency(MHz)	P_{Mea}(dBm)	Path Loss	Antenna Gain(dBi)	Peak ERP(dBm)	Limit （dBm）	Polarization
2543.73	-38.53	1.00	10.80	-30.88	-13.00	H
3480.00	-65.74	1.10	12.30	-56.69	-13.00	V
4373.50	-64.13	1.30	12.70	-54.88	-13.00	H
5211.00	-63.83	1.80	12.60	-55.18	-13.00	V
7212.50	-62.79	1.90	11.90	-54.94	-13.00	V
8969.50	-61.70	2.00	12.00	-53.85	-13.00	V

©Copyright. All rights reserved by SAICT.

LTE Band 5, 1.4MHz, 16QAM, Channel 20407

Frequency(MHz)	P_{Mea}(dBm)	Path Loss	Antenna Gain(dBi)	Peak ERP(dBm)	Limit （dBm）	Polarization
2940.00	-40.98	1.00	11.40	-32.73	-13.00	H
3589.50	-65.75	1.10	12.30	-56.70	-13.00	H
4313.00	-66.02	1.30	12.70	-56.77	-13.00	H
5267.50	-65.49	1.60	13.20	-56.04	-13.00	V
6423.00	-64.53	1.60	12.80	-55.48	-13.00	H
7699.00	-62.18	1.80	11.50	-54.63	-13.00	H

LTE Band 5, 1.4MHz, 16QAM, Channel 20525

Frequency(MHz)	P_{Mea}(dBm)	Path Loss	Antenna Gain(dBi)	Peak ERP(dBm)	Limit （dBm）	Polarization
2962.40	-41.17	1.00	11.40	-32.92	-13.00	H
3586.00	-65.44	1.10	12.30	-56.39	-13.00	H
4653.00	-64.95	1.30	12.70	-55.70	-13.00	V
5842.50	-66.29	1.40	13.40	-56.44	-13.00	V
7503.50	-62.83	1.80	11.50	-55.28	-13.00	V
9209.50	-61.83	2.10	12.00	-54.08	-13.00	H

LTE Band 5, 1.4MHz, 16QAM, Channel 20643

Frequency(MHz)	P_{Mea}(dBm)	Path Loss	Antenna Gain(dBi)	Peak ERP(dBm)	Limit （dBm）	Polarization
2823.47	-41.63	1.00	11.40	-33.38	-13.00	V
3608.00	-64.93	1.20	12.30	-55.98	-13.00	H
4392.50	-66.09	1.30	12.70	-56.84	-13.00	V
5967.50	-65.05	1.50	13.40	-55.30	-13.00	H
7622.50	-62.41	1.80	11.50	-54.86	-13.00	V
8869.00	-61.33	1.90	12.00	-53.38	-13.00	V

Note: The maximum value of expanded measurement uncertainty for this test item is U = 3.34dB(30MHz-3GHz)/4.06dB(3GHz-18GHz)/4.56dB(18GHz-40GHz), k = 2

©Copyright. All rights reserved by SAICT.

LTE Band 7, 5 MHz, QPSK, Channel 20775

Frequency(MHz)	P_{Mea}(dBm)	Path Loss	Antenna Gain	Peak EIRP(dBm)	Limit（dBm）	Polarization
2933.33	-41.31	1.00	11.40	-30.91	-25.00	H
5000.50	-50.49	1.30	12.60	-39.19	-25.00	H
7501.00	-53.91	1.80	11.50	-44.21	-25.00	H
10002.00	-49.58	2.20	11.60	-40.18	-25.00	H
12502.00	-44.85	2.40	14.10	-33.15	-25.00	H
15002.00	-42.69	2.40	13.00	-32.09	-25.00	H

LTE Band 7, 5 MHz, QPSK, Channel 21100

Frequency(MHz)	P_{Mea}(dBm)	Path Loss	Antenna Gain	Peak EIRP(dBm)	Limit（dBm）	Polarization
2943.20	-41.37	1.00	11.40	-30.97	-25.00	H
5066.00	-51.34	1.20	12.60	-39.94	-25.00	H
7598.00	-54.05	1.80	11.50	-44.35	-25.00	V
10132.00	-54.50	2.20	11.60	-45.10	-25.00	H
12664.50	-53.57	2.50	12.90	-43.17	-25.00	V
15197.50	-43.90	2.50	13.00	-33.40	-25.00	H

LTE Band 7, 5 MHz, QPSK, Channel 21425

Frequency(MHz)	P_{Mea}(dBm)	Path Loss	Antenna Gain	Peak EIRP(dBm)	Limit（dBm）	Polarization
2922.93	-41.41	1.00	11.40	-31.01	-25.00	H
5131.50	-52.91	1.30	12.60	-41.61	-25.00	H
7696.50	-55.77	1.80	11.50	-46.07	-25.00	H
10261.50	-50.69	2.10	11.60	-41.19	-25.00	H
12827.00	-53.50	2.70	13.70	-42.50	-25.00	H
15392.50	-45.04	2.70	15.20	-32.54	-25.00	H

©Copyright. All rights reserved by SAICT.

LTE Band 7, 5 MHz, 16QAM, Channel 20775

Frequency(MHz)	P_{Mea}(dBm)	Path Loss	Antenna Gain	Peak EIRP(dBm)	Limit（dBm）	Polarization
2961.60	-41.48	1.00	11.40	-31.08	-25.00	H
5000.50	-51.07	1.30	12.60	-39.77	-25.00	H
7501.50	-53.88	1.80	11.50	-44.18	-25.00	H
10002.00	-50.08	2.00	11.60	-40.48	-25.00	H
12502.00	-44.79	2.40	14.10	-33.09	-25.00	H
15002.00	-42.81	2.50	13.00	-32.31	-25.00	H

LTE Band 7, 5 MHz, 16QAM, Channel 21100

Frequency(MHz)	P_{Mea}(dBm)	Path Loss	Antenna Gain	Peak EIRP(dBm)	Limit（dBm）	Polarization
2910.67	-40.97	1.00	11.40	-30.57	-25.00	H
5066.00	-51.55	1.20	12.60	-40.15	-25.00	H
7599.00	-54.57	1.80	11.50	-44.87	-25.00	V
10131.00	-52.87	2.20	11.60	-43.47	-25.00	H
12665.00	-51.82	2.60	14.10	-40.32	-25.00	H
15197.50	-44.76	2.50	13.00	-34.26	-25.00	V

LTE Band 7, 5 MHz, 16QAM, Channel 21425

Frequency(MHz)	P_{Mea}(dBm)	Path Loss	Antenna Gain	Peak EIRP(dBm)	Limit（dBm）	Polarization
2956.53	-40.66	1.00	11.40	-30.26	-25.00	H
5130.50	-51.19	1.30	12.60	-39.89	-25.00	H
7696.50	-56.00	1.80	11.50	-46.30	-25.00	H
10261.50	-50.49	2.10	11.60	-40.99	-25.00	H
12827.00	-52.71	2.70	13.70	-41.71	-25.00	H
15392.50	-46.00	2.40	15.50	-32.90	-25.00	H

Note: The maximum value of expanded measurement uncertainty for this test item is U = 3.34dB(30MHz-3GHz)/4.06dB(3GHz-18GHz)/4.56dB(18GHz-40GHz), k = 2

©Copyright. All rights reserved by SAICT.

LTE Band 12, 1.4MHz, QPSK, Channel 23017

Frequency(MHz)	P_{Mea}(dBm)	Path Loss	Antenna Gain(dBi)	Peak ERP(dBm)	Limit （dBm）	Polarization
2827.20	-42.09	1.00	11.40	-33.84	-13.00	V
3552.50	-64.89	1.20	12.30	-55.94	-13.00	H
4251.50	-65.62	1.20	12.60	-56.37	-13.00	H
5257.00	-65.22	1.60	13.20	-55.77	-13.00	H
6439.50	-64.68	1.60	12.80	-55.63	-13.00	H
8125.50	-62.12	2.20	11.50	-54.97	-13.00	V

LTE Band 12, 1.4MHz, QPSK, Channel 23095

Frequency(MHz)	P_{Mea}(dBm)	Path Loss	Antenna Gain(dBi)	Peak ERP(dBm)	Limit （dBm）	Polarization
2924.00	-41.10	1.00	11.40	-32.85	-13.00	H
3607.50	-66.14	1.20	12.30	-57.19	-13.00	H
4534.50	-66.05	1.30	12.70	-56.80	-13.00	V
5901.00	-65.09	1.50	13.40	-55.34	-13.00	V
7448.50	-63.12	1.90	11.50	-55.67	-13.00	H
9098.00	-62.39	2.10	12.00	-54.64	-13.00	H

LTE Band 12, 1.4MHz, QPSK, Channel 23173

Frequency(MHz)	P_{Mea}(dBm)	Path Loss	Antenna Gain(dBi)	Peak ERP(dBm)	Limit （dBm）	Polarization
2921.07	-41.53	1.00	11.40	-33.28	-13.00	H
3588.50	-65.01	1.10	12.30	-55.96	-13.00	H
4492.50	-62.58	1.20	12.70	-53.23	-13.00	H
5203.00	-64.42	1.80	12.60	-55.77	-13.00	V
6177.00	-65.74	1.60	13.40	-56.09	-13.00	V
7386.50	-62.40	1.90	11.50	-54.95	-13.00	H

©Copyright. All rights reserved by SAICT.

LTE Band 12, 1.4MHz, 16QAM, Channel 23017

Frequency(MHz)	P_{Mea}(dBm)	Path Loss	Antenna Gain(dBi)	Peak ERP(dBm)	Limit （dBm）	Polarization
2918.13	-40.83	1.00	11.40	-32.58	-13.00	H
3487.00	-65.27	1.10	12.30	-56.22	-13.00	H
4064.00	-66.56	1.30	12.60	-57.41	-13.00	H
4880.50	-65.82	1.40	12.60	-56.77	-13.00	V
5865.00	-65.36	1.50	13.40	-55.61	-13.00	H
7078.00	-62.98	1.80	11.90	-55.03	-13.00	H

LTE Band 12, 1.4MHz 16QAM, Channel 23095

Frequency(MHz)	PMea(dBm)	Path Loss	Antenna Gain(dBi)	Peak ERP(dBm)	Limit （dBm）	Polarization
2947.20	-41.70	1.00	11.40	-33.45	-13.00	V
3535.00	-59.53	1.20	12.30	-50.58	-13.00	H
4244.00	-65.53	1.20	12.60	-56.28	-13.00	V
5568.00	-65.28	1.40	13.20	-55.63	-13.00	V
7324.00	-62.09	1.70	11.50	-54.44	-13.00	H
8219.50	-62.28	1.90	11.50	-54.83	-13.00	V

LTE Band 12, 1.4MHz, 16QAM, Channel 23173

Frequency(MHz)	PMea(dBm)	Path Loss	Antenna Gain(dBi)	Peak ERP(dBm)	Limit （dBm）	Polarization
2936.00	-41.63	1.00	11.40	-33.38	-13.00	V
3523.00	-65.25	1.20	12.30	-56.30	-13.00	H
4105.50	-65.85	1.20	12.60	-56.60	-13.00	V
5014.00	-65.91	1.30	12.60	-56.76	-13.00	V
6507.00	-63.74	1.70	12.80	-54.79	-13.00	H
8004.50	-62.43	2.00	11.50	-55.08	-13.00	V

Note: The maximum value of expanded measurement uncertainty for this test item is U = 3.34dB(30MHz-3GHz)/4.06dB(3GHz-18GHz)/4.56dB(18GHz-40GHz), k = 2

©Copyright. All rights reserved by SAICT.

LTE Band 13, 5 MHz, QPSK, Channel 23205

Frequency(MHz)	P_{Mea}(dBm)	Path Loss	Antenna Gain	Peak EIRP(dBm)	Limit （dBm）	Polarization
2926.93	-41.01	1.00	11.40	-32.76	-13.00	H
3586.00	-65.74	1.10	12.30	-56.69	-13.00	H
4501.00	-65.07	1.20	12.70	-55.72	-13.00	H
5535.50	-64.80	1.40	13.20	-55.15	-13.00	V
6587.00	-63.84	1.70	12.80	-54.89	-13.00	H
8303.00	-62.68	1.80	12.40	-54.23	-13.00	V

LTE Band 13, 5 MHz, QPSK, Channel 23230

Frequency(MHz)	P_{Mea}(dBm)	Path Loss	Antenna Gain	Peak EIRP(dBm)	Limit （dBm）	Polarization
2936.27	-41.68	1.00	11.40	-33.43	-13.00	V
3574.50	-65.51	1.10	12.30	-56.46	-13.00	H
4566.50	-65.74	1.30	12.70	-56.49	-13.00	V
5810.50	-65.54	1.40	13.40	-55.69	-13.00	H
7024.00	-63.37	1.80	11.90	-55.42	-13.00	V
8712.00	-62.44	1.90	12.00	-54.49	-13.00	V

LTE Band 13, 5 MHz, QPSK, Channel 23255

Frequency(MHz)	P_{Mea}(dBm)	Path Loss	Antenna Gain	Peak EIRP(dBm)	Limit （dBm）	Polarization
2921.07	-40.88	1.00	11.40	-32.63	-13.00	H
3756.00	-66.93	1.10	12.60	-57.58	-13.00	H
4543.50	-65.31	1.30	12.70	-56.06	-13.00	H
5973.00	-65.46	1.50	13.40	-55.71	-13.00	H
7495.00	-62.78	1.90	11.50	-55.33	-13.00	V
9107.50	-62.27	2.10	12.00	-54.52	-13.00	H

©Copyright. All rights reserved by SAICT.

LTE Band 13, 5 MHz, 16QAM, Channel 23205

Frequency(MHz)	P_{Mea}(dBm)	Path Loss	Antenna Gain	Peak EIRP(dBm)	Limit （dBm）	Polarization
2926.67	-40.71	1.00	11.40	-32.46	-13.00	H
3800.00	-66.65	1.20	12.60	-57.40	-13.00	V
4771.50	-64.88	1.30	12.60	-55.73	-13.00	H
5977.00	-64.79	1.50	13.40	-55.04	-13.00	V
7709.50	-62.35	1.80	11.50	-54.80	-13.00	V
9072.50	-61.59	2.20	12.00	-53.94	-13.00	V

LTE Band 13, 5 MHz, 16QAM, Channel 23230

Frequency(MHz)	P_{Mea}(dBm)	Path Loss	Antenna Gain	Peak EIRP(dBm)	Limit （dBm）	Polarization
2928.27	-40.90	1.00	11.40	-32.65	-13.00	H
3605.00	-65.08	1.20	12.30	-56.13	-13.00	V
4404.00	-66.45	1.30	12.70	-57.20	-13.00	V
5635.50	-65.59	1.30	13.20	-55.84	-13.00	V
7677.50	-62.03	1.80	11.50	-54.48	-13.00	V
9212.00	-62.32	2.10	12.00	-54.57	-13.00	V

LTE Band 13, 5 MHz, 16QAM, Channel 23255

Frequency(MHz)	P_{Mea}(dBm)	Path Loss	Antenna Gain	Peak EIRP(dBm)	Limit （dBm）	Polarization
2954.13	-41.26	1.00	11.40	-33.01	-13.00	H
3668.00	-65.10	1.20	12.30	-56.15	-13.00	V
4221.50	-66.44	1.20	12.60	-57.19	-13.00	H
5199.50	-65.08	1.80	12.60	-56.43	-13.00	V
6319.00	-64.24	1.60	12.80	-55.19	-13.00	H
7682.00	-62.40	1.80	11.50	-54.85	-13.00	V

Note: The maximum value of expanded measurement uncertainty for this test item is U = 3.34dB(30MHz-3GHz)/4.06dB(3GHz-18GHz)/4.56dB(18GHz-40GHz), k = 2

©Copyright. All rights reserved by SAICT.

LTE Band 25, 1.4MHz, QPSK, Channel 26047

Frequency(MHz)	P_{Mea}(dBm)	Path Loss	Antenna Gain	Peak EIRP(dBm)	Limit （dBm）	Polarization
2970.13	-41.94	1.00	11.40	-31.54	-13.00	H
8905.50	-62.30	2.00	12.00	-52.30	-13.00	V
10518.50	-59.84	2.20	11.00	-51.04	-13.00	H
12952.00	-54.46	2.50	13.70	-43.26	-13.00	V
14802.50	-53.75	2.70	13.00	-43.45	-13.00	H
16935.00	-55.00	2.90	13.20	-44.70	-13.00	V

LTE Band 25, 1.4MHz, QPSK, Channel 26365

Frequency(MHz)	P_{Mea}(dBm)	Path Loss	Antenna Gain	Peak EIRP(dBm)	Limit （dBm）	Polarization
2936.80	-41.53	1.00	11.40	-31.13	-13.00	H
8360.00	-62.63	1.80	12.40	-52.03	-13.00	V
11040.00	-58.14	2.30	11.00	-49.44	-13.00	V
13174.50	-56.35	2.40	13.70	-45.05	-13.00	V
15057.00	-49.63	2.40	13.00	-39.03	-13.00	V
16939.00	-53.01	2.90	13.20	-42.71	-13.00	H

LTE Band 25, 1.4MHz, QPSK, Channel 26683

Frequency(MHz)	P_{Mea}(dBm)	Path Loss	Antenna Gain	Peak EIRP(dBm)	Limit （dBm）	Polarization
2915.73	-41.27	1.00	11.40	-30.87	-13.00	V
7655.50	-54.89	1.80	11.50	-45.19	-13.00	V
9014.50	-62.14	2.20	12.00	-52.34	-13.00	V
13397.00	-52.31	2.50	12.90	-41.91	-13.00	V
15311.00	-49.21	2.70	13.00	-38.91	-13.00	V
17226.00	-49.80	3.20	13.20	-39.80	-13.00	H

©Copyright. All rights reserved by SAICT.

LTE Band 25, 1.4MHz, 16QAM, Channel 26047

Frequency(MHz)	P_{Mea}(dBm)	Path Loss	Antenna Gain	Peak EIRP(dBm)	Limit （dBm）	Polarization
2914.93	-41.25	1.00	11.40	-30.85	-13.00	H
8800.00	-62.30	1.90	12.00	-52.20	-13.00	V
10656.50	-58.67	2.40	11.00	-50.07	-13.00	V
12954.00	-58.30	2.50	13.70	-47.10	-13.00	V
14806.50	-53.88	2.70	13.00	-43.58	-13.00	H
16995.00	-54.73	2.90	13.20	-44.43	-13.00	H

LTE Band 25, 1.4MHz, 16QAM, Channel 26365

Frequency(MHz)	P_{Mea}(dBm)	Path Loss	Antenna Gain	Peak EIRP(dBm)	Limit （dBm）	Polarization
2938.93	-41.60	1.00	11.40	-31.20	-13.00	V
9078.00	-60.77	2.20	12.00	-50.97	-13.00	V
11017.00	-58.35	2.30	11.00	-49.65	-13.00	V
13178.00	-55.38	2.40	13.70	-44.08	-13.00	V
15059.50	-54.36	2.50	13.00	-43.86	-13.00	V
16945.00	-54.51	2.90	13.20	-44.21	-13.00	H

LTE Band 25, 1.4MHz, 16QAM, Channel 26683

Frequency(MHz)	P_{Mea}(dBm)	Path Loss	Antenna Gain	Peak EIRP(dBm)	Limit （dBm）	Polarization
2942.40	-41.41	1.00	11.40	-31.01	-13.00	H
7657.50	-58.11	1.80	11.50	-48.41	-13.00	V
11499.00	-58.10	2.60	11.50	-49.20	-13.00	H
13399.00	-56.99	2.40	13.70	-45.69	-13.00	V
15314.00	-51.28	2.70	13.00	-40.98	-13.00	V
17229.00	-49.53	3.20	13.20	-39.53	-13.00	V

Note: The maximum value of expanded measurement uncertainty for this test item is U = 3.34dB(30MHz-3GHz)/4.06dB(3GHz-18GHz)/4.56dB(18GHz-40GHz), k = 2

©Copyright. All rights reserved by SAICT.

LTE band 26(824MHz-849MHz), 1.4MHz, QPSK, Channel 27033

Frequency(MHz)	P_{Mea}(dBm)	Path Loss	Antenna Gain	Peak ERP(dBm)	Limit （dBm）	Polarization
2947.47	-41.67	1.00	11.40	-33.42	-13.00	H
3591.00	-65.67	1.20	12.30	-56.72	-13.00	H
4362.00	-65.94	1.30	12.70	-56.69	-13.00	V
5100.00	-65.99	1.30	12.60	-56.84	-13.00	V
6168.00	-64.93	1.60	13.40	-55.28	-13.00	H
7375.00	-62.34	1.90	11.50	-54.89	-13.00	V

LTE band 26(824MHz-849MHz), 1.4MHz, QPSK, Channel 26915

Frequency(MHz)	P_{Mea}(dBm)	Path Loss	Antenna Gain	Peak ERP(dBm)	Limit （dBm）	Polarization
2926.40	-41.06	1.00	11.40	-32.81	-13.00	H
3673.50	-66.36	1.20	12.30	-57.41	-13.00	V
4620.00	-64.84	1.30	12.70	-55.59	-13.00	H
5650.00	-65.28	1.30	13.20	-55.53	-13.00	V
6896.00	-62.75	1.80	11.90	-54.80	-13.00	V
8681.00	-62.96	2.00	12.40	-54.71	-13.00	V

LTE band 26(824MHz-849MHz), 1.4MHz, QPSK, Channel 26797

Frequency(MHz)	P_{Mea}(dBm)	Path Loss	Antenna Gain	Peak ERP(dBm)	Limit （dBm）	Polarization
2910.67	-41.16	1.00	11.40	-32.91	-13.00	H
3794.50	-65.51	1.20	12.60	-56.26	-13.00	V
4471.00	-65.76	1.20	12.70	-56.41	-13.00	H
5966.50	-65.51	1.50	13.40	-55.76	-13.00	V
7916.50	-61.80	1.90	11.50	-54.35	-13.00	V
9492.50	-61.09	2.10	11.90	-53.44	-13.00	V

©Copyright. All rights reserved by SAICT.

LTE band 26(824MHz-849MHz), 1.4MHz, 16QAM, Channel 27033

Frequency(MHz)	P_{Mea}(dBm)	Path Loss	Antenna Gain	Peak ERP(dBm)	Limit （dBm）	Polarization
2929.33	-40.91	1.00	11.40	-32.66	-13.00	H
3672.00	-65.43	1.20	12.30	-56.48	-13.00	H
4575.50	-65.69	1.30	12.70	-56.44	-13.00	H
5926.50	-64.95	1.50	13.40	-55.20	-13.00	V
7699.50	-62.16	1.80	11.50	-54.61	-13.00	V
9398.50	-60.75	2.10	11.90	-53.10	-13.00	H

LTE band 26(824MHz-849MHz), 1.4MHz, 16QAM, Channel 26915

Frequency(MHz)	P_{Mea}(dBm)	Path Loss	Antenna Gain	Peak ERP(dBm)	Limit （dBm）	Polarization
2868.27	-42.59	1.00	11.40	-34.34	-13.00	V
3708.00	-65.82	1.20	12.30	-56.87	-13.00	V
4696.00	-66.28	1.30	12.70	-57.03	-13.00	H
5724.50	-65.81	1.50	13.20	-56.26	-13.00	V
7266.50	-62.71	1.90	11.90	-54.86	-13.00	V
8461.50	-62.39	2.10	12.40	-54.24	-13.00	V

LTE band 26(824MHz-849MHz), 1.4MHz, 16QAM, Channel 26797

Frequency(MHz)	P_{Mea}(dBm)	Path Loss	Antenna Gain	Peak ERP(dBm)	Limit （dBm）	Polarization
2938.13	-41.86	1.00	11.40	-33.61	-13.00	V
3668.50	-64.70	1.20	12.30	-55.75	-13.00	V
4647.00	-65.87	1.30	12.70	-56.62	-13.00	H
6022.00	-64.82	1.60	13.40	-55.17	-13.00	H
7539.50	-62.45	1.80	11.50	-54.90	-13.00	V
9145.50	-61.73	2.10	12.00	-53.98	-13.00	V

Note: The maximum value of expanded measurement uncertainty for this test item is U = 3.34dB(30MHz-3GHz)/4.06dB(3GHz-18GHz)/4.56dB(18GHz-40GHz), k = 2

©Copyright. All rights reserved by SAICT.

LTE Band 41, 5MHz, QPSK, Channel 40165

Frequency(MHz)	P_{Mea}(dBm)	Path Loss	Antenna Gain	Peak EIRP(dBm)	Limit（dBm）	Polarization
2907.73	-41.28	1.00	11.40	-30.88	-25.00	H
4992.50	-48.97	1.30	12.60	-37.67	-25.00	H
7489.00	-45.54	1.90	11.50	-35.94	-25.00	V
9986.00	-49.81	2.20	11.60	-40.41	-25.00	H
12482.50	-42.95	2.40	14.10	-31.25	-25.00	H
14978.50	-42.61	2.40	13.00	-32.01	-25.00	V

LTE Band 41, 5MHz, QPSK, Channel 40690

Frequency(MHz)	P_{Mea}(dBm)	Path Loss	Antenna Gain	Peak EIRP(dBm)	Limit（dBm）	Polarization
2936.00	-40.92	1.00	11.40	-30.52	-25.00	H
5182.00	-51.04	1.60	12.60	-40.04	-25.00	H
7773.00	-54.74	1.80	11.50	-45.04	-25.00	V
10363.50	-48.32	2.30	11.00	-39.62	-25.00	H
12954.50	-51.78	2.50	13.70	-40.58	-25.00	V
15545.00	-43.32	2.70	15.50	-30.52	-25.00	V

LTE Band 41, 5MHz, QPSK, Channel 41215

Frequency(MHz)	P_{Mea}(dBm)	Path Loss	Antenna Gain	Peak EIRP(dBm)	Limit（dBm）	Polarization
2970.40	-41.80	1.00	11.40	-31.40	-25.00	H
5371.00	-52.30	1.20	13.20	-40.30	-25.00	H
8056.00	-55.10	1.80	11.50	-45.40	-25.00	V
10742.00	-49.32	2.30	11.00	-40.62	-25.00	H
13427.50	-55.06	2.50	12.90	-44.66	-25.00	H
16112.00	-55.41	2.60	16.90	-41.11	-25.00	H

©Copyright. All rights reserved by SAICT.

LTE Band 41, 5MHz, 16QAM, Channel 40165

Frequency(MHz)	P_{Mea}(dBm)	Path Loss	Antenna Gain	Peak EIRP(dBm)	Limit（dBm）	Polarization
2901.07	-41.41	1.00	11.40	-31.01	-25.00	H
4992.50	-48.81	1.30	12.60	-37.51	-25.00	H
7489.00	-47.71	1.90	11.50	-38.11	-25.00	V
9985.00	-51.46	2.20	11.60	-42.06	-25.00	H
12481.50	-42.24	2.60	14.10	-30.74	-25.00	H
14978.00	-45.52	2.40	13.00	-34.92	-25.00	H

LTE Band 41, 5MHz, 16QAM, Channel 40690

Frequency(MHz)	P_{Mea}(dBm)	Path Loss	Antenna Gain	Peak EIRP(dBm)	Limit（dBm）	Polarization
2953.07	-40.51	1.00	11.40	-30.11	-25.00	H
5185.50	-55.57	1.60	12.60	-44.57	-25.00	H
7778.00	-60.55	1.80	11.50	-50.85	-25.00	H
13353.50	-58.72	2.30	12.90	-48.12	-25.00	V
15558.50	-50.00	2.70	15.50	-37.20	-25.00	H
16969.00	-54.50	2.90	13.20	-44.20	-25.00	H

LTE Band 41, 5MHz, 16QAM, Channel 41215

Frequency(MHz)	P_{Mea}(dBm)	Path Loss	Antenna Gain	Peak EIRP(dBm)	Limit（dBm）	Polarization
2951.73	-40.91	1.00	11.40	-30.51	-25.00	H
5371.00	-51.78	1.20	13.20	-39.78	-25.00	H
8056.00	-55.90	1.80	11.50	-46.20	-25.00	V
10741.50	-48.76	2.30	11.00	-40.06	-25.00	H
13426.50	-50.72	2.50	12.90	-40.32	-25.00	V
16112.00	-54.66	2.70	16.90	-40.46	-25.00	H

Note: The maximum value of expanded measurement uncertainty for this test item is U = 3.34dB(30MHz-3GHz)/4.06dB(3GHz-18GHz)/4.56dB(18GHz-40GHz), k = 2

©Copyright. All rights reserved by SAICT.

LTE Band 66, 1.4MHz QPSK, Channel 131979

Frequency(MHz)	P_{Mea}(dBm)	Path Loss	Antenna Gain(dBi)	Peak EIRP(dBm)	Limit （dBm）	Polarization
2950.93	-41.54	1.00	11.40	-31.14	-13.00	H
3420.50	-53.11	1.10	12.30	-41.91	-13.00	H
8552.00	-53.02	2.00	12.40	-42.62	-13.00	V
13683.00	-49.18	2.50	12.90	-38.78	-13.00	V
15392.00	-55.00	2.40	15.50	-41.90	-13.00	V
17103.00	-49.79	2.90	13.20	-39.49	-13.00	V

LTE Band 66, 1.4MHz, QPSK, Channel 132322

Frequency(MHz)	P_{Mea}(dBm)	Path Loss	Antenna Gain(dBi)	Peak EIRP(dBm)	Limit （dBm）	Polarization
2951.73	-41.80	1.00	11.40	-31.40	-13.00	H
3509.00	-55.42	1.10	12.30	-44.22	-13.00	H
10606.00	-59.56	2.20	11.00	-50.76	-13.00	H
12282.00	-52.73	2.60	14.10	-41.23	-13.00	V
14036.50	-48.34	2.50	12.30	-38.54	-13.00	V
17546.00	-50.19	3.30	11.20	-42.29	-13.00	V

LTE Band 66, 1.4MHz, QPSK, Channel 132665

Frequency(MHz)	P_{Mea}(dBm)	Path Loss	Antenna Gain(dBi)	Peak EIRP(dBm)	Limit （dBm）	Polarization
2933.87	-41.26	1.00	11.40	-30.86	-13.00	H
3557.50	-59.64	1.10	12.30	-48.44	-13.00	V
10624.00	-58.93	2.40	11.00	-50.33	-13.00	H
12452.50	-56.21	2.60	14.10	-44.71	-13.00	H
14232.00	-53.41	2.60	12.30	-43.71	-13.00	H
17033.00	-54.26	2.90	13.20	-43.96	-13.00	V

©Copyright. All rights reserved by SAICT.

LTE Band 66, 1.4MHz, 16QAM, Channel 131979

Frequency(MHz)	P_{Mea}(dBm)	Path Loss	Antenna Gain(dBi)	Peak EIRP(dBm)	Limit （dBm）	Polarization
2934.93	-40.68	1.00	11.40	-30.28	-13.00	H
3420.00	-51.20	1.10	12.30	-40.00	-13.00	H
8552.00	-51.31	2.00	12.40	-40.91	-13.00	V
13682.50	-50.21	2.50	12.90	-39.81	-13.00	V
15393.00	-53.15	2.40	15.50	-40.05	-13.00	V
17103.00	-53.26	2.90	13.20	-42.96	-13.00	V

LTE Band 66, 1.4MHz, 16QAM, Channel 132322

Frequency(MHz)	P_{Mea}(dBm)	Path Loss	Antenna Gain(dBi)	Peak EIRP(dBm)	Limit （dBm）	Polarization
2948.00	-41.62	1.00	11.40	-31.22	-13.00	H
3489.00	-54.29	1.10	12.30	-43.09	-13.00	H
8722.50	-58.22	1.90	12.00	-48.12	-13.00	V
12212.50	-57.47	2.60	14.10	-45.97	-13.00	V
13957.00	-48.56	2.50	12.30	-38.76	-13.00	H
17446.00	-51.01	2.90	11.20	-42.71	-13.00	H

LTE Band 66, 1.4MHz, 16QAM, Channel 132665

Frequency(MHz)	P_{Mea}(dBm)	Path Loss	Antenna Gain(dBi)	Peak EIRP(dBm)	Limit （dBm）	Polarization
2930.40	-41.53	1.00	11.40	-31.13	-13.00	H
3557.50	-59.94	1.20	12.30	-48.84	-13.00	V
10939.00	-58.99	2.30	11.00	-50.29	-13.00	V
12452.50	-55.13	2.60	14.10	-43.63	-13.00	V
14231.50	-49.75	2.60	12.30	-40.05	-13.00	H
16885.00	-54.78	2.90	13.20	-44.48	-13.00	V

Note: The maximum value of expanded measurement uncertainty for this test item is U = 3.34dB(30MHz-3GHz)/4.06dB(3GHz-18GHz)/4.56dB(18GHz-40GHz), k = 2

©Copyright. All rights reserved by SAICT.

LTE Band 71, 5MHz QPSK, Channel 133147

Frequency(MHz)	P_{Mea}(dBm)	Path Loss	Antenna Gain(dBi)	Peak ERP(dBm)	Limit （dBm）	Polarization
2941.07	-40.86	1.00	11.40	-32.61	-13.00	H
3594.50	-65.06	1.20	12.30	-56.11	-13.00	V
4453.00	-66.39	1.20	12.70	-57.04	-13.00	H
5797.00	-65.61	1.40	13.40	-55.76	-13.00	H
7025.00	-62.51	1.80	11.90	-54.56	-13.00	V
8762.50	-61.50	1.90	12.00	-53.55	-13.00	V

LTE Band 71, 5MHz, QPSK, Channel 133297

Frequency(MHz)	P_{Mea}(dBm)	Path Loss	Antenna Gain(dBi)	Peak ERP(dBm)	Limit （dBm）	Polarization
2950.40	-41.43	1.00	11.40	-33.18	-13.00	H
3608.00	-65.38	1.20	12.30	-56.43	-13.00	H
4343.00	-64.71	1.30	12.70	-55.46	-13.00	H
5159.00	-64.36	1.60	12.60	-55.51	-13.00	V
6177.50	-64.86	1.60	13.40	-55.21	-13.00	V
7542.00	-62.40	1.80	11.50	-54.85	-13.00	H

LTE Band 71, 5MHz, QPSK, Channel 133447

Frequency(MHz)	P_{Mea}(dBm)	Path Loss	Antenna Gain(dBi)	Peak ERP(dBm)	Limit （dBm）	Polarization
2890.13	-41.20	1.00	11.40	-32.95	-13.00	V
3585.50	-65.12	1.10	12.30	-56.07	-13.00	V
4332.00	-65.62	1.30	12.70	-56.37	-13.00	V
5240.50	-63.78	1.80	12.60	-55.13	-13.00	V
6426.50	-63.23	1.60	12.80	-54.18	-13.00	V
7892.00	-62.16	1.90	11.50	-54.71	-13.00	V

©Copyright. All rights reserved by SAICT.

LTE Band 71, 5MHz, 16QAM, Channel 133147

Frequency(MHz)	P_{Mea}(dBm)	Path Loss	Antenna Gain(dBi)	Peak ERP(dBm)	Limit （dBm）	Polarization
2915.20	-41.31	1.00	11.40	-33.06	-13.00	H
3584.00	-65.49	1.10	12.30	-56.44	-13.00	H
4371.00	-65.37	1.30	12.70	-56.12	-13.00	H
5492.50	-65.12	1.40	13.20	-55.47	-13.00	V
6619.00	-64.05	1.80	12.80	-55.20	-13.00	V
7884.00	-62.59	1.70	11.50	-54.94	-13.00	V

LTE Band 71, 5MHz, 16QAM, Channel 133297

Frequency(MHz)	P_{Mea}(dBm)	Path Loss	Antenna Gain(dBi)	Peak ERP(dBm)	Limit （dBm）	Polarization
2922.40	-41.39	1.00	11.40	-33.14	-13.00	V
3588.00	-65.22	1.10	12.30	-56.17	-13.00	H
4376.00	-65.03	1.30	12.70	-55.78	-13.00	V
5301.00	-65.88	1.30	13.20	-56.13	-13.00	V
6434.50	-63.33	1.60	12.80	-54.28	-13.00	V
8423.50	-62.21	1.80	12.40	-53.76	-13.00	V

LTE Band 71, 5MHz, 16QAM, Channel 133447

Frequency(MHz)	P_{Mea}(dBm)	Path Loss	Antenna Gain(dBi)	Peak ERP(dBm)	Limit （dBm）	Polarization
2929.87	-40.91	1.00	11.40	-32.66	-13.00	H
3785.50	-65.80	1.20	12.60	-56.55	-13.00	V
4639.00	-65.20	1.30	12.70	-55.95	-13.00	V
5802.50	-65.54	1.40	13.40	-55.69	-13.00	H
6923.00	-62.47	1.80	11.90	-54.52	-13.00	V
8190.00	-61.41	2.20	11.50	-54.26	-13.00	V

Note: The maximum value of expanded measurement uncertainty for this test item is U = 3.34dB(30MHz-3GHz)/4.06dB(3GHz-18GHz)/4.56dB(18GHz-40GHz), k = 2

©Copyright. All rights reserved by SAICT.

LTE Band CA_41C, 20MHz+5MHz, QPSK, CH39750+CH39867

Frequency(MHz)	P_{Mea}(dBm)	Path Loss	Antenna Gain(dBi)	Peak ERP(dBm)	Limit （dBm）	Polarization
5030.00	-50.79	1.20	12.60	-39.39	-25.00	V
7545.11	-44.79	1.80	11.50	-35.09	-25.00	H
12575.17	-46.03	2.40	14.10	-34.33	-25.00	V
12576.39	-45.34	2.40	14.10	-33.64	-25.00	V
15091.11	-46.85	2.40	13.00	-36.25	-25.00	V
15649.67	-50.77	2.40	15.50	-37.67	-25.00	V

LTE Band CA_41C, 20MHz+5MHz, QPSK, CH40595+CH40712

Frequency(MHz)	P_{Mea}(dBm)	Path Loss	Antenna Gain(dBi)	Peak ERP(dBm)	Limit （dBm）	Polarization
2011.00	-50.22	0.80	10.00	-41.02	-25.00	H
2936.00	-51.65	1.00	11.40	-41.25	-25.00	H
5199.00	-55.03	1.60	12.60	-44.03	-25.00	V
7799.94	-51.30	1.80	11.50	-41.60	-25.00	H
10399.00	-48.30	2.30	11.00	-39.60	-25.00	V
17910.17	-36.21	3.20	3.60	-35.81	-25.00	V

LTE Band CA_41C, 20MHz+5MHz, QPSK, CH41440+CH41557

Frequency(MHz)	P_{Mea}(dBm)	Path Loss	Antenna Gain(dBi)	Peak ERP(dBm)	Limit （dBm）	Polarization
2067.00	-51.26	0.80	10.00	-42.06	-25.00	H
2926.50	-51.18	1.00	11.40	-40.78	-25.00	H
5368.50	-56.98	1.20	13.20	-44.98	-25.00	H
10736.94	-45.74	2.30	11.00	-37.04	-25.00	V
15659.44	-51.89	2.40	15.50	-38.79	-25.00	V
17910.17	-36.58	3.20	3.60	-36.18	-25.00	V

©Copyright. All rights reserved by SAICT.

LTE Band CA_41C, 20MHz+5MHz, 16QAM, CH39750+CH39867

Frequency(MHz)	P_{Mea}(dBm)	Path Loss	Antenna Gain(dBi)	Peak ERP(dBm)	Limit （dBm）	Polarization
5030.50	-50.33	1.20	12.60	-38.93	-25.00	V
7545.72	-44.86	1.80	11.50	-35.16	-25.00	H
12575.17	-44.95	2.40	14.10	-33.25	-25.00	V
15091.72	-46.79	2.40	13.00	-36.19	-25.00	V
15627.06	-51.68	2.40	15.50	-38.58	-25.00	H
17910.17	-35.80	3.20	3.60	-35.40	-25.00	V

LTE Band CA_41C, 20MHz+5MHz, 16QAM, CH40595+CH40712

Frequency(MHz)	P_{Mea}(dBm)	Path Loss	Antenna Gain(dBi)	Peak ERP(dBm)	Limit （dBm）	Polarization
2012.00	-51.58	0.80	10.00	-42.38	-25.00	H
2926.00	-51.93	1.00	11.40	-41.53	-25.00	H
5199.50	-54.93	1.60	12.60	-43.93	-25.00	H
7799.33	-50.43	1.80	11.50	-40.73	-25.00	H
10399.00	-48.49	2.30	11.00	-39.79	-25.00	V
16610.94	-51.39	2.60	15.20	-38.79	-25.00	H

LTE Band CA_41C, 20MHz+5MHz, 16QAM, CH41440+CH41557

Frequency(MHz)	P_{Mea}(dBm)	Path Loss	Antenna Gain(dBi)	Peak ERP(dBm)	Limit （dBm）	Polarization
2065.00	-50.85	0.80	10.00	-41.65	-25.00	H
2918.00	-51.86	1.00	11.40	-41.46	-25.00	H
5368.00	-57.62	1.20	13.20	-45.62	-25.00	H
10737.56	-45.19	2.30	11.00	-36.49	-25.00	V
15656.39	-51.89	2.40	15.50	-38.79	-25.00	H
17910.17	-36.49	3.20	3.60	-36.09	-25.00	V

Note: The maximum value of expanded measurement uncertainty for this test item is U = 3.34dB(30MHz-3GHz)/4.06dB(3GHz-18GHz)/4.56dB(18GHz-40GHz), k = 2

©Copyright. All rights reserved by SAICT.

LTE Band CA_41C, 20MHz+5MHz, QPSK, CH39750+CH39948

Frequency(MHz)	P_{Mea}(dBm)	Path Loss	Antenna Gain(dBi)	Peak ERP(dBm)	Limit （dBm）	Polarization
2930.50	-50.90	1.00	11.40	-40.50	-25.00	H
5034.00	-52.02	1.20	12.60	-40.62	-25.00	V
7544.50	-47.06	1.80	11.50	-37.36	-25.00	H
12578.22	-48.35	2.40	14.10	-36.65	-25.00	V
15696.72	-52.16	2.40	15.50	-39.06	-25.00	H
17088.22	-50.58	2.90	13.20	-40.28	-25.00	H

LTE Band CA_41C, 20MHz+5MHz, QPSK, CH40521+CH40719

Frequency(MHz)	P_{Mea}(dBm)	Path Loss	Antenna Gain(dBi)	Peak ERP(dBm)	Limit （dBm）	Polarization
2058.50	-51.02	0.80	10.00	-41.82	-25.00	H
2921.50	-51.70	1.00	11.40	-41.30	-25.00	H
5184.50	-56.57	1.60	12.60	-45.57	-25.00	V
14307.06	-49.77	2.60	11.90	-40.47	-25.00	V
15660.67	-51.74	2.40	15.50	-38.64	-25.00	V
17909.56	-35.86	3.20	3.60	-35.46	-25.00	V

LTE Band CA_41C, 20MHz+5MHz, QPSK, CH41292+CH41490

Frequency(MHz)	P_{Mea}(dBm)	Path Loss	Antenna Gain(dBi)	Peak ERP(dBm)	Limit （dBm）	Polarization
2017.00	-51.34	0.80	10.00	-42.14	-25.00	H
2938.50	-52.11	1.00	11.40	-41.71	-25.00	H
6348.50	-57.74	1.60	12.80	-46.54	-25.00	H
10677.67	-50.09	2.40	11.00	-41.49	-25.00	V
15647.22	-50.44	2.40	15.50	-37.34	-25.00	V
17909.56	-36.76	3.20	3.60	-36.36	-25.00	V

©Copyright. All rights reserved by SAICT.

LTE Band CA_41C, 20MHz+5MHz, 16QAM, CH39750+CH39948

Frequency(MHz)	P_{Mea}(dBm)	Path Loss	Antenna Gain(dBi)	Peak ERP(dBm)	Limit （dBm）	Polarization
2014.50	-51.41	0.80	10.00	-42.21	-25.00	H
2928.50	-51.25	1.00	11.40	-40.85	-25.00	H
5029.50	-53.63	1.20	12.60	-42.23	-25.00	V
7543.89	-52.03	1.80	11.50	-42.33	-25.00	H
12576.39	-48.25	2.40	14.10	-36.55	-25.00	V
17910.17	-36.50	3.20	3.60	-36.10	-25.00	V

LTE Band CA_41C, 20MHz+5MHz, 16QAM, CH40521+CH40719

Frequency(MHz)	P_{Mea}(dBm)	Path Loss	Antenna Gain(dBi)	Peak ERP(dBm)	Limit （dBm）	Polarization
2069.00	-51.44	0.80	10.00	-42.24	-25.00	H
2935.50	-51.27	1.00	11.40	-40.87	-25.00	H
5183.50	-56.27	1.60	12.60	-45.27	-25.00	V
11118.89	-51.03	2.50	11.00	-42.53	-25.00	V
14713.44	-49.50	2.50	11.90	-40.10	-25.00	V
17910.78	-36.77	3.20	3.60	-36.37	-25.00	V

LTE Band CA_41C, 20MHz+5MHz, 16QAM, CH41292+CH41490

Frequency(MHz)	P_{Mea}(dBm)	Path Loss	Antenna Gain(dBi)	Peak ERP(dBm)	Limit （dBm）	Polarization
2052.50	-51.49	0.80	10.00	-42.29	-25.00	H
2934.50	-51.34	1.00	11.40	-40.94	-25.00	H
6001.00	-58.49	1.60	13.40	-46.69	-25.00	V
10678.28	-47.77	2.40	11.00	-39.17	-25.00	V
15651.50	-50.86	2.40	15.50	-37.76	-25.00	V
17910.78	-36.59	3.20	3.60	-36.19	-25.00	V

Note: The maximum value of expanded measurement uncertainty for this test item is U = 3.34dB(30MHz-3GHz)/4.06dB(3GHz-18GHz)/4.56dB(18GHz-40GHz), k = 2

©Copyright. All rights reserved by SAICT.

A.3 FREQUENCY STABILITY

Reference

FCC: CFR Part 2.1055, 22.355, 24.235, 27.54.

A.3.1 Method of Measurement

In order to measure the carrier frequency under the condition of AFC lock, it is necessary to make measurements with the EUT in a “call mode”. This is accomplished with the use of R&S CMW500 DIGITAL RADIO COMMUNICATION TESTER.

1. Measure the carrier frequency at room temperature.
2. Subject the EUT to overnight soak at -15℃.
3. With the EUT, powered via nominal voltage, connected to the CMW500 and in a simulated call on middle channel, measure the carrier frequency. These measurements should be made within 2 minutes of Powering up the EUT, to prevent significant self-warming.
4. Repeat the above measurements at 10℃ increments from -15℃ to +55℃. Allow at least 1.5 hours at each temperature, unpowered, before making measurements.
5. Re-measure carrier frequency at room temperature with nominal voltage. Vary supply voltage from minimum voltage to maximum voltage, in 0.1Volt increments re-measuring carrier frequency at each voltage. Pause at nominal voltage for 1.5 hours unpowered, to allow any self-heating to stabilize, before continuing.
6. Subject the EUT to overnight soak at +55℃.
7. With the EUT, powered via nominal voltage, connected to the CMW500 and in a simulated call on the centre channel, measure the carrier frequency. These measurements should be made within 2 minutes of Powering up the EUT, to prevent significant self-warming.
8. Repeat the above measurements at 10 ℃ increments from +55℃ to -15℃. Allow at least 1.5 hours at each temperature, unpowered, before making measurements.
9. At all temperature levels hold the temperature to +/- 0.5℃ during the measurement procedure.

A.3.2 Measurement Limit

According to the JTC standard the frequency stability of the carrier shall be accurate to within 0.1 ppm of the received frequency from the base station. This accuracy is sufficient to meet Sec. 24.235, Frequency Stability. The frequency stability shall be sufficient to ensure that the fundamental emission stays within the authorized frequency block. As this transceiver is considered "Hand carried, battery powered equipment" Section 2.1055(d) (2) applies. This requires that the lower voltage for frequency stability testing be specified by the manufacturer. This transceiver is specified to operate with an input voltage of between 3.5VDC and 4.3VDC, with a nominal voltage of 3.85VDC. Operation above or below these voltage limits is prohibited by transceiver software in order to prevent improper operation as well as to protect components from overstress. These voltages represent a tolerance from -5.4% to 10.8%. For the purposes of measuring frequency stability these voltage limits are to be used.

©Copyright. All rights reserved by SAICT.

A.4.3 Measurement results

LTE Band 2, 1.4MHz bandwidth (worst case of all bandwidths)

Frequency Error vs Voltage

Voltage (V)	Frequency error (Hz)		Frequency error (ppm)	
	QPSK	16QAM	QPSK	16QAM
3.5	11	24	0.006	0.013
3.85	19	8	0.010	0.004
4.3	23	16	0.012	0.009

Frequency Error vs Temperature

Temperature (℃)	Frequency error (Hz)		Frequency error (ppm)	
	QPSK	16QAM	QPSK	16QAM
-15	27	9	0.014	0.005
-5	14	13	0.007	0.007
5	11	21	0.006	0.011
15	25	15	0.013	0.008
25	31	7	0.016	0.004
35	16	24	0.009	0.013
45	9	16	0.005	0.009
55	14	18	0.007	0.010

Expanded measurement uncertainty is 10 Hz, k = 2

LTE Band 4, 1.4MHz bandwidth (worst case of all bandwidths)

Frequency Error vs Voltage

Voltage (V)	Frequency error (Hz)		Frequency error (ppm)	
	QPSK	16QAM	QPSK	16QAM
3.5	9	13	0.005	0.008
3.85	11	6	0.006	0.003
4.3	8	24	0.005	0.014

Frequency Error vs Temperature

Temperature (℃)	Frequency error (Hz)		Frequency error (ppm)	
	QPSK	16QAM	QPSK	16QAM
-15	8	8	0.005	0.005
-5	14	15	0.008	0.009
5	27	4	0.016	0.002
15	16	9	0.009	0.005
25	22	6	0.013	0.003
35	8	19	0.005	0.011
45	4	21	0.002	0.012
55	16	14	0.009	0.008

Expanded measurement uncertainty is 10Hz, k = 2

©Copyright. All rights reserved by SAICT.

LTE Band 5, 1.4MHz bandwidth (worst case of all bandwidths)

Frequency Error vs Voltage

Voltage (V)	Frequency error (Hz)		Frequency error (ppm)	
	QPSK	16QAM	QPSK	16QAM
3.5	14	31	0.017	0.037
3.85	6	14	0.007	0.017
4.3	23	9	0.027	0.011

Frequency Error vs Temperature

Temperature (℃)	Frequency error (Hz)		Frequency error (ppm)	
	QPSK	16QAM	QPSK	16QAM
-15	5	12	0.006	0.014
-5	4	5	0.005	0.006
5	12	8	0.014	0.010
15	6	17	0.007	0.020
25	11	24	0.013	0.029
35	21	33	0.025	0.039
45	7	9	0.008	0.011
55	9	7	0.011	0.008

Expanded measurement uncertainty is 10Hz, *k* = 2

LTE Band 7, 5MHz bandwidth (worst case of all bandwidths)

Frequency Error vs Voltage

Voltage (V)	Frequency error (Hz)		Frequency error (ppm)	
	QPSK	16QAM	QPSK	16QAM
3.5	11	25	0.004	0.010
3.85	25	16	0.010	0.006
4.3	16	32	0.006	0.013

Frequency Error vs Temperature

Temperature (℃)	Frequency error (Hz)		Frequency error (ppm)	
	QPSK	16QAM	QPSK	16QAM
-15	18	33	0.007	0.013
-5	34	18	0.013	0.007
5	26	25	0.010	0.010
15	45	38	0.018	0.015
25	28	44	0.011	0.017
35	39	18	0.015	0.007
45	11	26	0.004	0.010
55	47	33	0.019	0.013

Expanded measurement uncertainty is 10Hz, k = 2

©Copyright. All rights reserved by SAICT.

LTE Band 12, 1.4MHz bandwidth (worst case of all bandwidths)

Frequency Error vs Voltage

Voltage (V)	Frequency error (Hz)		Frequency error (ppm)	
	QPSK	16QAM	QPSK	16QAM
3.5	25	11	0.035	0.016
3.85	18	42	0.025	0.059
4.3	14	9	0.020	0.013

Frequency Error vs Temperature

Temperature (℃)	Frequency error (Hz)		Frequency error (ppm)	
	QPSK	16QAM	QPSK	16QAM
-15	26	7	0.037	0.010
-5	18	14	0.025	0.020
5	35	36	0.049	0.051
15	28	22	0.040	0.031
25	17	11	0.024	0.016
35	14	14	0.020	0.020
45	15	17	0.021	0.024
55	22	25	0.031	0.035

Expanded measurement uncertainty is 10Hz, k = 2

LTE Band 13, 5MHz bandwidth (worst case of all bandwidths)

Frequency Error vs Voltage

Voltage (V)	Frequency error (Hz)		Frequency error (ppm)	
	QPSK	16QAM	QPSK	16QAM
3.5	34	33	0.043	0.042
3.85	18	29	0.023	0.037
4.3	25	14	0.032	0.018

Frequency Error vs Temperature

Temperature (℃)	Frequency error (Hz)		Frequency error (ppm)	
	QPSK	16QAM	QPSK	16QAM
-15	31	26	0.040	0.033
-5	19	25	0.024	0.032
5	4	18	0.005	0.023
15	8	17	0.010	0.022
25	11	24	0.014	0.031
35	17	16	0.022	0.020
45	28	37	0.036	0.047
55	39	33	0.050	0.042

Expanded measurement uncertainty is 10Hz, k = 2

©Copyright. All rights reserved by SAICT.

LTE Band 25, 1.4MHz bandwidth (worst case of all bandwidths)

Frequency Error vs Voltage

Voltage (V)	Frequency error (Hz)		Frequency error (ppm)	
	QPSK	16QAM	QPSK	16QAM
3.5	32	27	0.017	0.014
3.85	15	15	0.008	0.008
4.3	9	18	0.005	0.010

Frequency Error vs Temperature

Temperature (℃)	Frequency error (Hz)		Frequency error (ppm)	
	QPSK	16QAM	QPSK	16QAM
-15	7	16	0.004	0.008
-5	41	21	0.022	0.011
5	28	8	0.015	0.004
15	22	16	0.012	0.008
25	25	28	0.013	0.015
35	16	31	0.008	0.016
45	14	34	0.007	0.018
55	17	7	0.009	0.004

Expanded measurement uncertainty is 10Hz, k = 2

LTE band 26(824MHz-849MHz), 1.4MHz bandwidth (worst case of all bandwidths)

Frequency Error vs Voltage

Voltage (V)	Frequency error (Hz)		Frequency error (ppm)	
	QPSK	16QAM	QPSK	16QAM
3.5	8	16	0.010	0.019
3.85	11	24	0.013	0.029
4.3	4	8	0.005	0.010

Frequency Error vs Temperature

Temperature (℃)	Frequency error (Hz)		Frequency error (ppm)	
	QPSK	16QAM	QPSK	16QAM
-15	9	24	0.011	0.029
-5	5	5	0.006	0.006
5	6	8	0.007	0.010
15	11	17	0.013	0.020
25	8	19	0.010	0.023
35	7	5	0.008	0.006
45	16	8	0.019	0.010
55	23	3	0.027	0.004

Expanded measurement uncertainty is 10Hz, k = 2

©Copyright. All rights reserved by SAICT.

LTE Band 41（Normal Power）, 5MHz bandwidth (worst case of all bandwidths)

Frequency Error vs Voltage

Voltage (V)	Frequency error (Hz)		Frequency error (ppm)	
	QPSK	16QAM	QPSK	16QAM
3.5	9	11	0.003	0.004
3.85	5	6	0.002	0.002
4.3	3	4	0.001	0.002

Frequency Error vs Temperature

Temperature (℃)	Frequency error (Hz)		Frequency error (ppm)	
	QPSK	16QAM	QPSK	16QAM
-15	8	23	0.003	0.009
-5	4	4	0.002	0.002
5	9	7	0.003	0.003
15	5	6	0.002	0.002
25	5	9	0.002	0.003
35	11	7	0.004	0.003
45	21	13	0.008	0.005
55	7	12	0.003	0.005

Expanded measurement uncertainty is 10 Hz, k = 2

LTE Band 41（HPUE）, 5MHz bandwidth (worst case of all bandwidths)

Frequency Error vs Voltage

Voltage (V)	Frequency error (Hz)		Frequency error (ppm)	
	QPSK	16QAM	QPSK	16QAM
3.5	29	21	0.011	0.008
3.85	16	15	0.006	0.006
4.3	23	9	0.009	0.003

Frequency Error vs Temperature

Temperature (℃)	Frequency error (Hz)		Frequency error (ppm)	
	QPSK	16QAM	QPSK	16QAM
-15	11	21	0.004	0.008
-5	26	14	0.010	0.005
5	28	37	0.011	0.014
15	31	18	0.012	0.007
25	15	26	0.006	0.010
35	14	33	0.005	0.013
45	27	38	0.010	0.015
55	22	41	0.008	0.016

Expanded measurement uncertainty is 10 Hz, k = 2

©Copyright. All rights reserved by SAICT.

LTE Band 66, 1.4MHz bandwidth (worst case of all bandwidths)

Frequency Error vs Voltage

Voltage (V)	Frequency error (Hz)		Frequency error (ppm)	
	QPSK	16QAM	QPSK	16QAM
3.5	12	18	0.007	0.010
3.85	15	5	0.009	0.003
4.3	22	14	0.013	0.008

Frequency Error vs Temperature

Temperature (℃)	Frequency error (Hz)		Frequency error (ppm)	
	QPSK	16QAM	QPSK	16QAM
-15	9	19	0.005	0.011
-5	7	6	0.004	0.003
5	11	17	0.006	0.010
15	14	22	0.008	0.013
25	25	16	0.014	0.009
35	8	9	0.005	0.005
45	17	7	0.010	0.004
55	27	13	0.015	0.007

Expanded measurement uncertainty is 10Hz, k = 2

LTE Band 71, 5MHz bandwidth (worst case of all bandwidths)

Frequency Error vs Voltage

Voltage (V)	Frequency error (Hz)		Frequency error (ppm)	
	QPSK	16QAM	QPSK	16QAM
3.5	14	16	0.021	0.024
3.85	5	9	0.007	0.013
4.3	26	7	0.038	0.010

Frequency Error vs Temperature

Temperature (℃)	Frequency error (Hz)		Frequency error (ppm)	
	QPSK	16QAM	QPSK	16QAM
-15	29	26	0.043	0.038
-5	18	13	0.026	0.019
5	5	14	0.007	0.021
15	7	9	0.010	0.013
25	22	22	0.032	0.032
35	25	28	0.037	0.041
45	19	16	0.028	0.024
55	18	27	0.026	0.040

Expanded measurement uncertainty is 10Hz, k = 2

©Copyright. All rights reserved by SAICT.

LTE Band CA_41C, 10MHz+15MHz bandwidth (worst case of all bandwidths)

Frequency Error vs Voltage

Voltage (V)	Frequency error (Hz)		Frequency error (ppm)	
	QPSK	16QAM	QPSK	16QAM
3.5	36	41	0.014	0.016
3.85	47	54	0.018	0.021
4.3	27	33	0.010	0.013

Frequency Error vs Temperature

Temperature (℃)	Frequency error (Hz)		Frequency error (ppm)	
	QPSK	16QAM	QPSK	16QAM
-15	38	33	0.015	0.013
-5	41	26	0.016	0.010
5	26	45	0.010	0.017
15	35	48	0.013	0.019
25	46	43	0.018	0.017
35	37	37	0.014	0.014
45	32	51	0.012	0.020
55	24	49	0.009	0.019

Expanded measurement uncertainty is 10 Hz, k = 2

©Copyright. All rights reserved by SAICT.

A.4 OCCUPIED BANDWIDTH

Reference

FCC: CFR Part 2.1049, 22.917, 24.238, 27.53.

A.4.1 Occupied Bandwidth Results

Occupied bandwidth measurements are only provided for selected frequencies in order to reduce the amount of submitted data. Data were taken at the extreme and mid frequencies of the US Cellular/PCS frequency bands. The table below lists the measured 99% BW. Spectrum analyzer plots are included on the following pages.

a) The spectrum analyzer center frequency is set to the nominal EUT channel center frequency. The frequency span for the spectrum analyzer shall be set wide enough to capture all modulation products including the emission skirts (i.e., two to five times the OBW).

b) The nominal IF filter bandwidth (3 dB RBW) shall be in the range of 1 to 5 % of the anticipated OBW, and the VBW shall be at least 3 times the RBW.

c) Set the reference level of the instrument as required to keep the signal from exceeding the maximum input mixer level for linear operation. In general, the peak of the spectral envelope must be at least 10log (OBW / RBW) below the reference level.

d) Set the detection mode to peak, and the trace mode to max hold.

e) Use the 99 % power bandwidth function of the spectrum analyzer and report the measured bandwidth.

©Copyright. All rights reserved by SAICT.

LTE band 2, 1.4MHz (99% BW)

Frequency(MHz)	Occupied Bandwidth (99% BW)(kHz)	
1880.0	QPSK	16QAM
	1097.76	1089.74

LTE band 2, 1.4MHz Bandwidth, QPSK (99% BW)

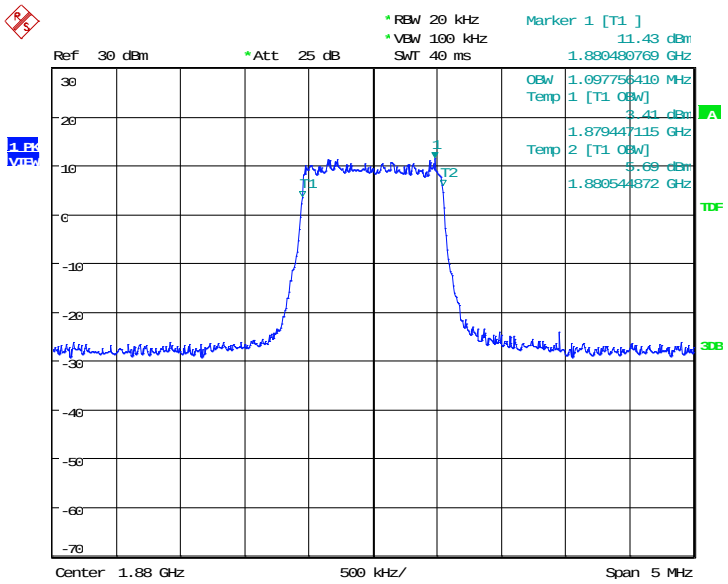

Date: 24.MAR.2019 19:41:04

LTE band 2, 1.4MHz Bandwidth, 16QAM (99% BW)

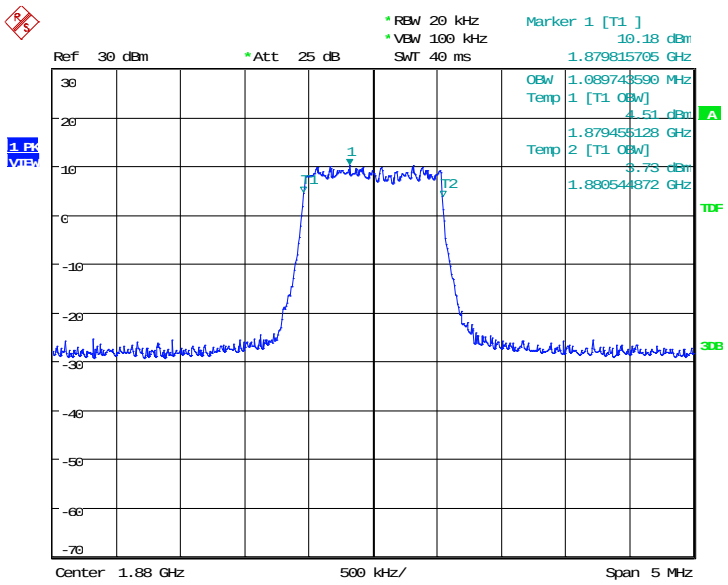

Date: 24.MAR.2019 19:41:18

©Copyright. All rights reserved by SAICT.

LTE band 2, 3MHz (99% BW)

Frequency(MHz)	Occupied Bandwidth (99% BW)(kHz)	
1880.0	QPSK	16QAM
	2708.33	2708.33

LTE band 2, 3MHz Bandwidth, QPSK (99% BW)

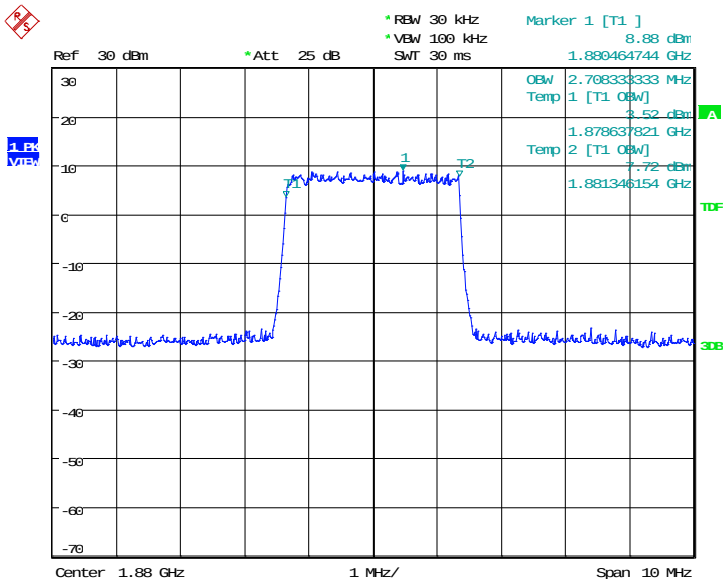

Date: 24.MAR.2019 19:44:13

LTE band 2, 3MHz Bandwidth, 16QAM (99% BW)

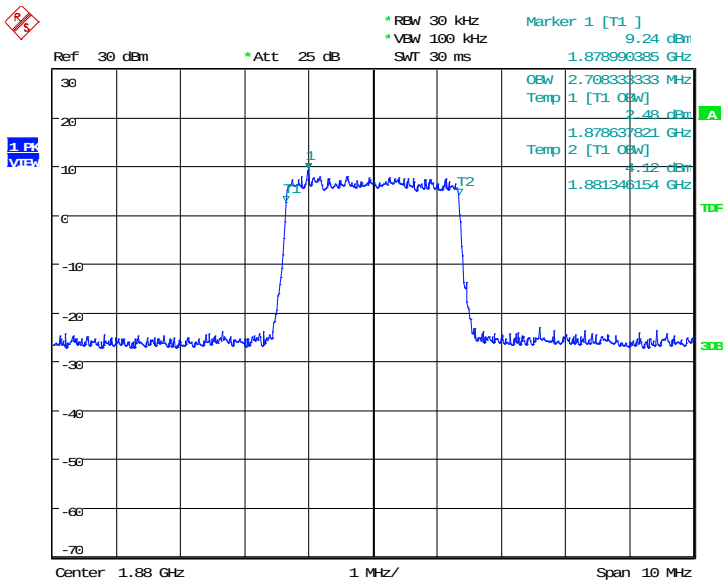

Date: 24.MAR.2019 19:44:26

©Copyright. All rights reserved by SAICT.

LTE band 2, 5MHz (99% BW)

Frequency(MHz)	Occupied Bandwidth (99% BW)(kHz)	
1880.0	QPSK	16QAM
	4495.19	4519.23

LTE band 2, 5MHz Bandwidth, QPSK (99% BW)

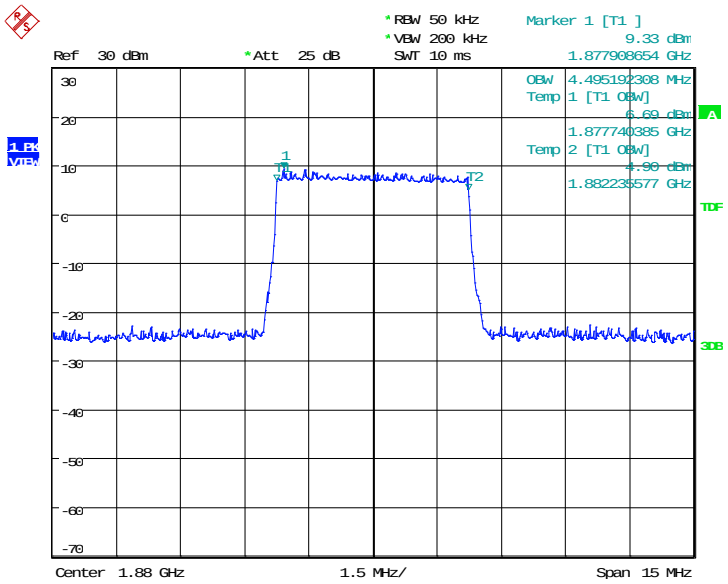

Date: 24.MAR.2019 19:47:21

LTE band 2, 5MHz Bandwidth,16QAM (99% BW)

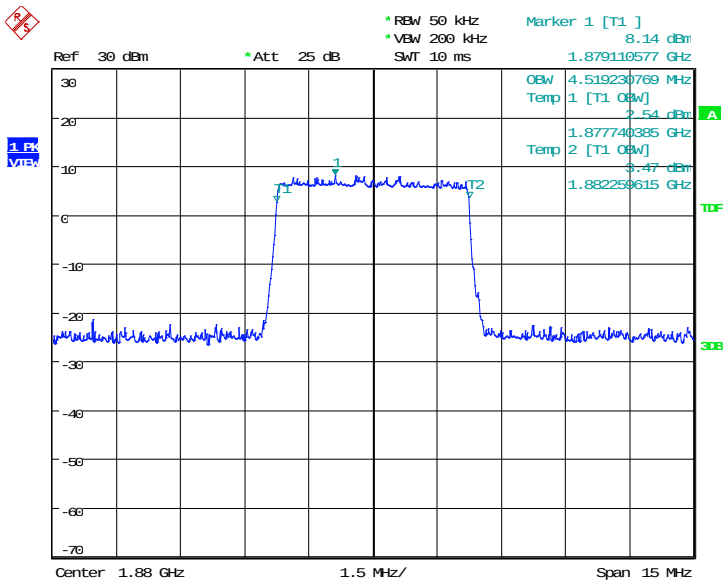

Date: 24.MAR.2019 19:47:35

©Copyright. All rights reserved by SAICT.

LTE band 2, 10MHz (99% BW)

Frequency(MHz)	Occupied Bandwidth (99% BW)(kHz)	
1880.0	QPSK	16QAM
	9038.46	9038.46

LTE band 2, 10MHz Bandwidth, QPSK (99% BW)

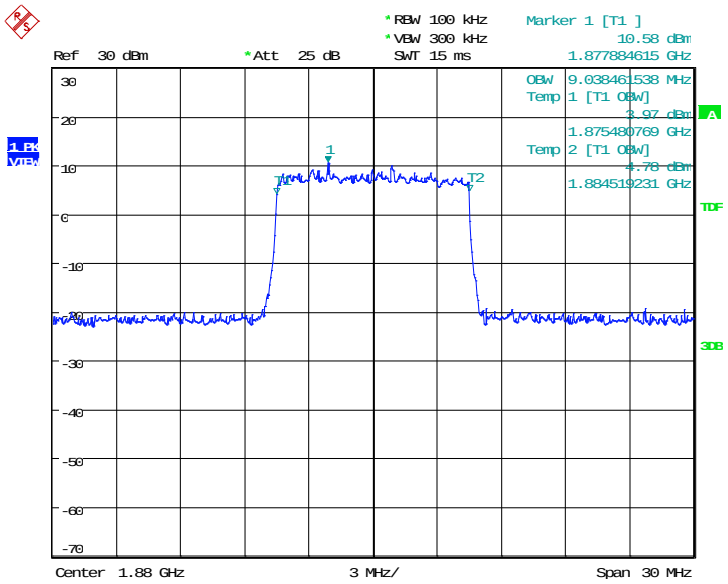

Date: 24.MAR.2019 19:50:31

LTE band 2, 10MHz Bandwidth, 16QAM (99% BW)

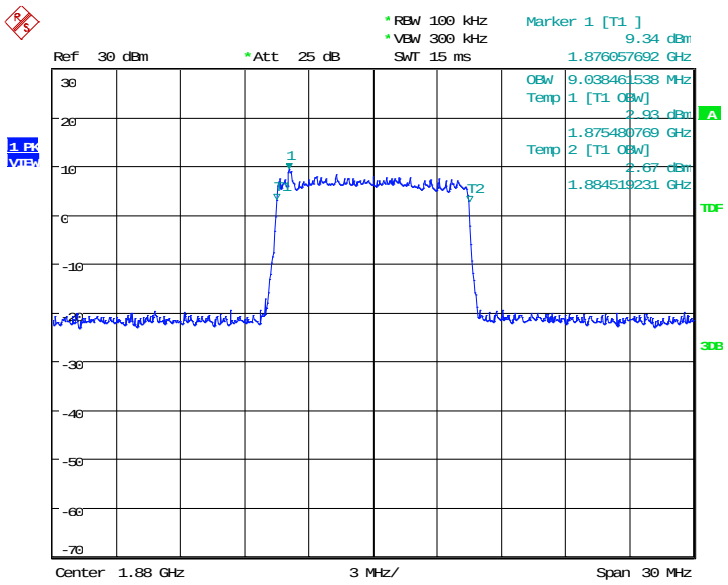

Date: 24.MAR.2019 19:50:44

©Copyright. All rights reserved by SAICT.

LTE band 2, 15MHz (99% BW)

Frequency(MHz)	Occupied Bandwidth (99% BW)(kHz)	
1880.0	QPSK	16QAM
	13485.58	13557.69

LTE band 2, 15MHz Bandwidth, QPSK (99% BW)

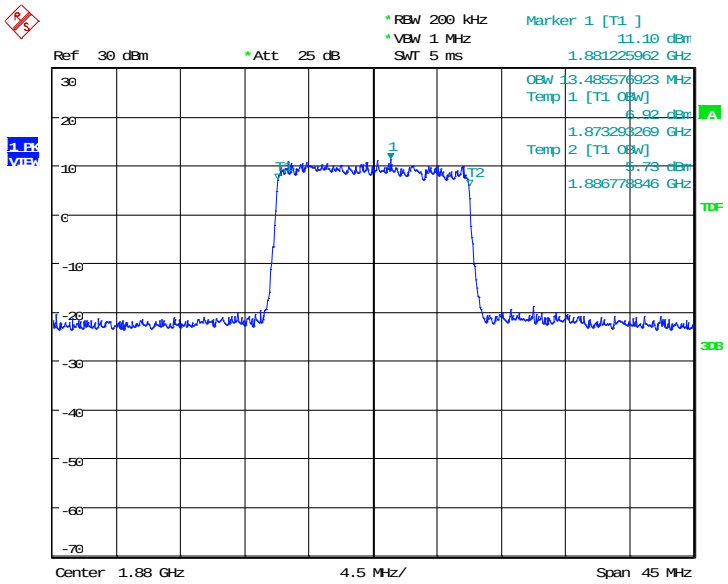

Date: 24.MAR.2019 19:53:40

LTE band 2, 15MHz Bandwidth, 16QAM (99% BW)

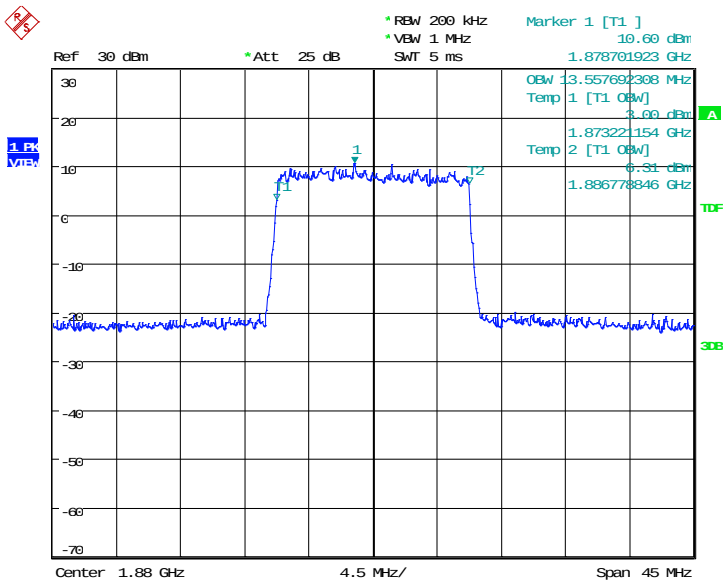

Date: 24.MAR.2019 19:53:54

©Copyright. All rights reserved by SAICT.

LTE band 2, 20MHz (99% BW)

Frequency(MHz)	Occupied Bandwidth (99% BW)(kHz)	
1880.0	QPSK	16QAM
	17980.77	17884.62

LTE band 2, 20MHz Bandwidth, QPSK (99% BW)

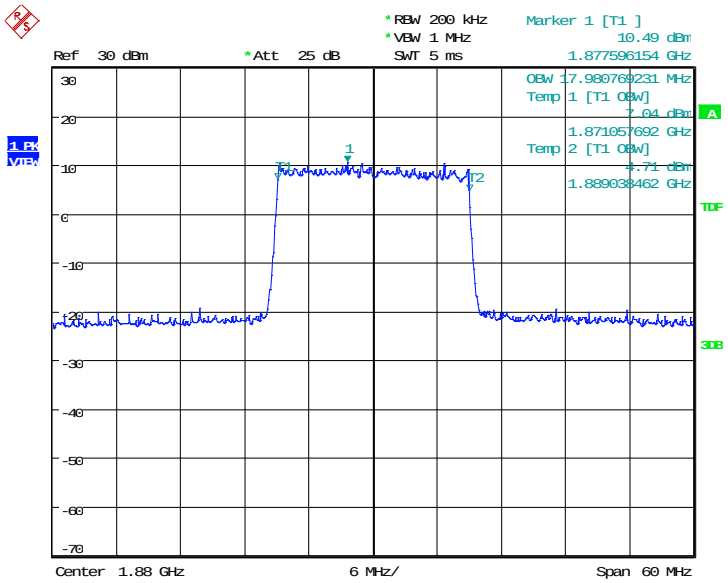

Date: 24.MAR.2019 19:56:49

LTE band 2, 20MHz Bandwidth, 16QAM (99% BW)

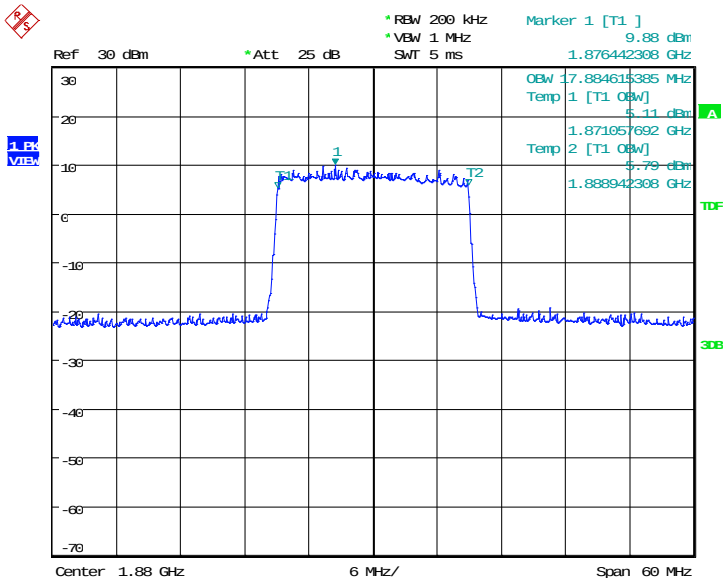

Date: 24.MAR.2019 19:57:03

©Copyright. All rights reserved by SAICT.

LTE band 4, 1.4MHz (99% BW)

Frequency(MHz)	Occupied Bandwidth (99% BW)(kHz)	
1732.5	QPSK	16QAM
	1097.76	1089.74

LTE band 4, 1.4MHz Bandwidth, QPSK (99% BW)

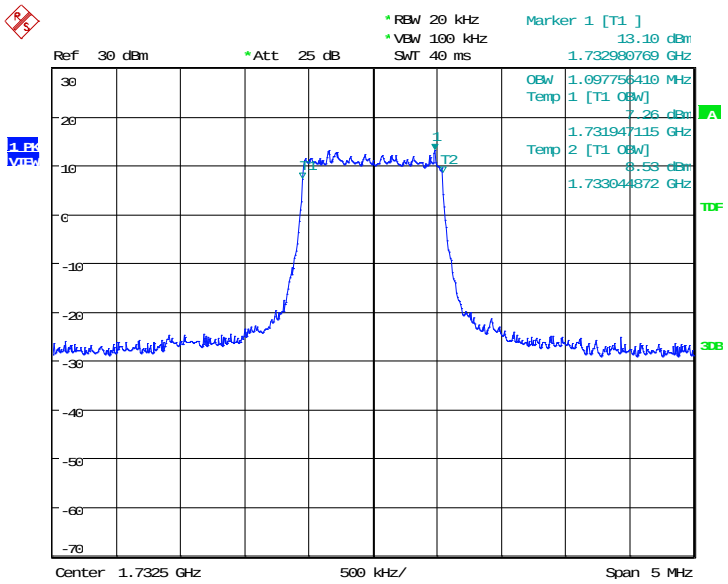

Date: 24.MAR.2019 20:00:03

LTE band 4, 1.4MHz Bandwidth, 16QAM (99% BW)

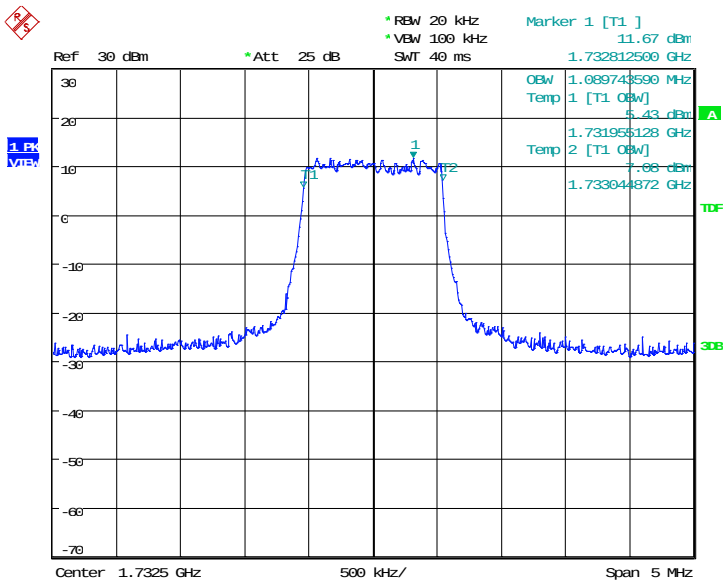

Date: 24.MAR.2019 20:00:17

©Copyright. All rights reserved by SAICT.

LTE band 4, 3MHz (99% BW)

Frequency(MHz)	Occupied Bandwidth (99% BW)(kHz)	
1732.5	QPSK	16QAM
	2708.33	2708.33

LTE band 4, 3MHz Bandwidth, QPSK (99% BW)

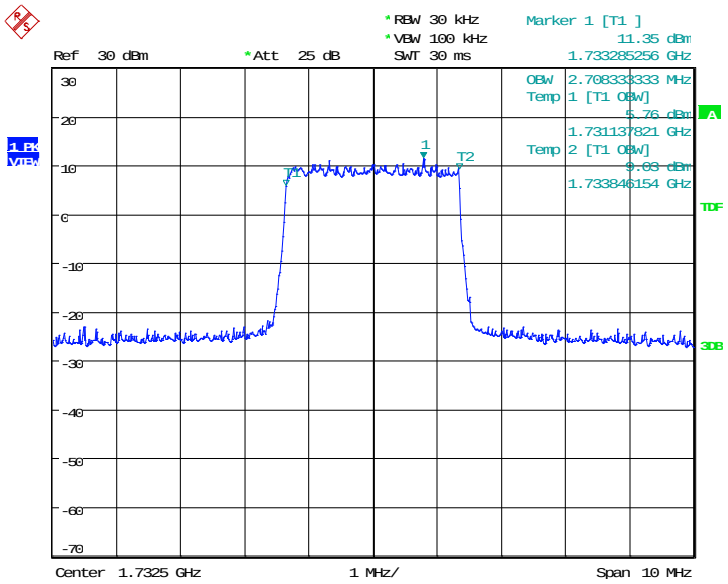

Date: 24.MAR.2019 20:03:11

LTE band 4, 3MHz Bandwidth, 16QAM (99% BW)

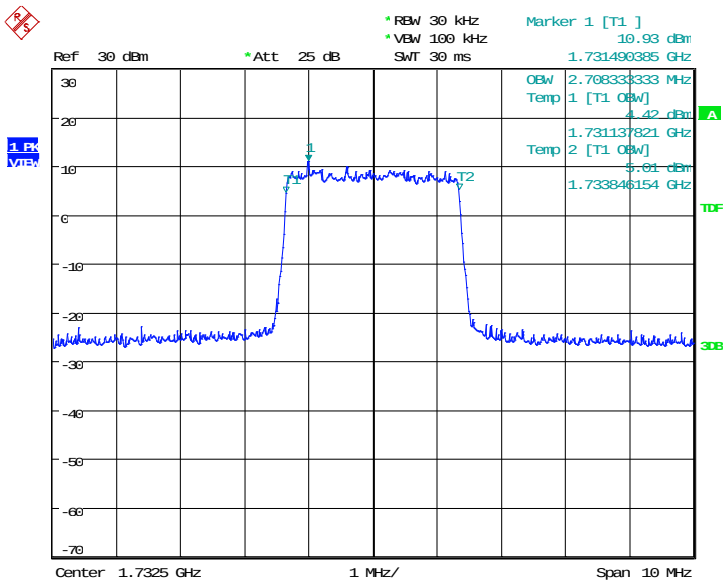

Date: 24.MAR.2019 20:03:25

©Copyright. All rights reserved by SAICT.

LTE band 4, 5MHz (99% BW)

Frequency(MHz)	Occupied Bandwidth (99% BW)(kHz)	
1732.5	QPSK	16QAM
	4519.23	4495.19

LTE band 4, 5MHz Bandwidth, QPSK (99% BW)

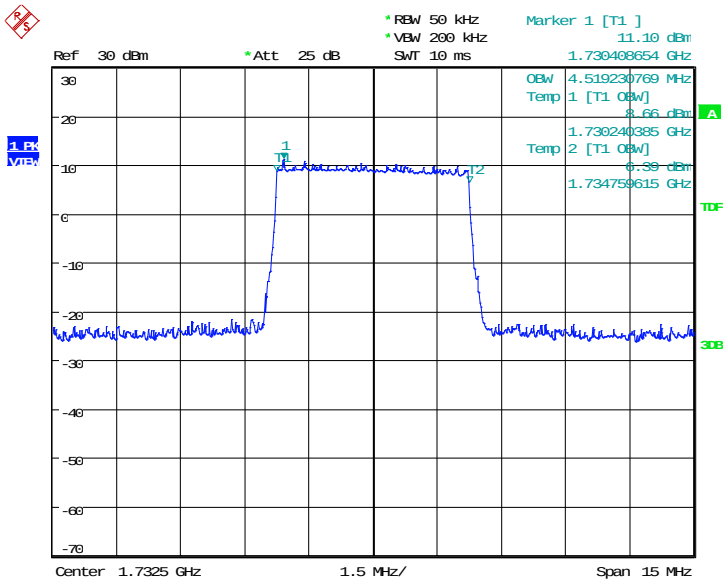

Date: 24.MAR.2019 20:06:20

LTE band 4, 5MHz Bandwidth,16QAM (99% BW)

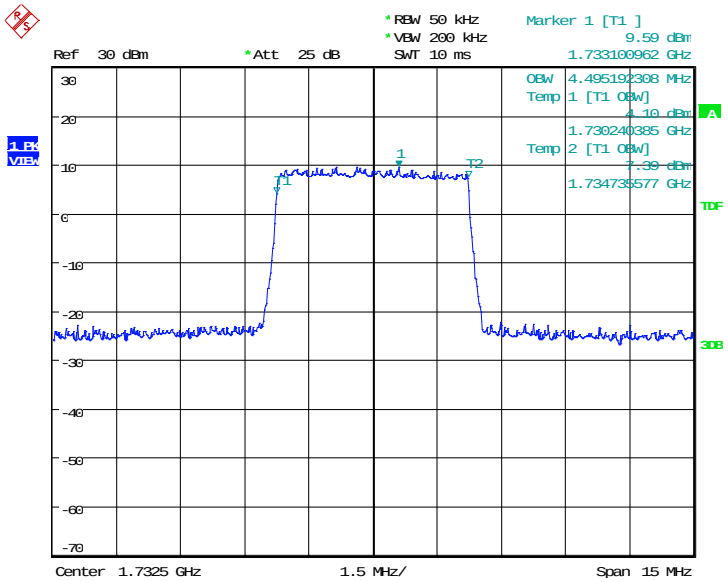

Date: 24.MAR.2019 20:06:34

©Copyright. All rights reserved by SAICT.

LTE band 4, 10MHz (99% BW)

Frequency(MHz)	Occupied Bandwidth (99% BW)(kHz)	
1732.5	QPSK	16QAM
	8990.38	8990.38

LTE band 4, 10MHz Bandwidth, QPSK (99% BW)

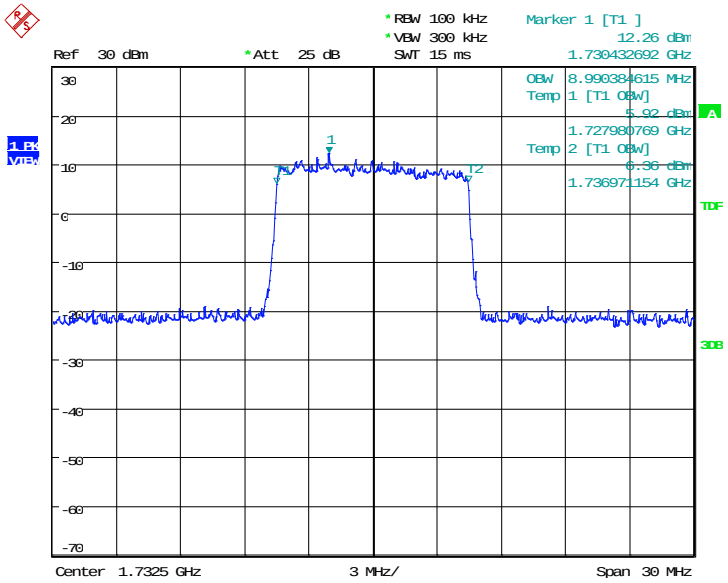

Date: 24.MAR.2019 20:09:29

LTE band 4, 10MHz Bandwidth, 16QAM (99% BW)

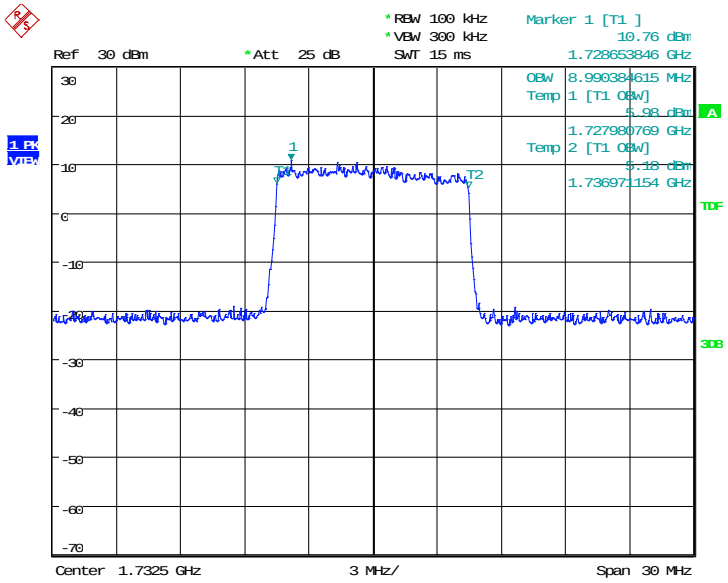

Date: 24.MAR.2019 20:09:43

©Copyright. All rights reserved by SAICT.

LTE band 4, 15MHz (99% BW)

Frequency(MHz)	Occupied Bandwidth (99% BW)(kHz)	
1732.5	QPSK	16QAM
	13485.58	13413.46

LTE band 4, 15MHz Bandwidth, QPSK (99% BW)

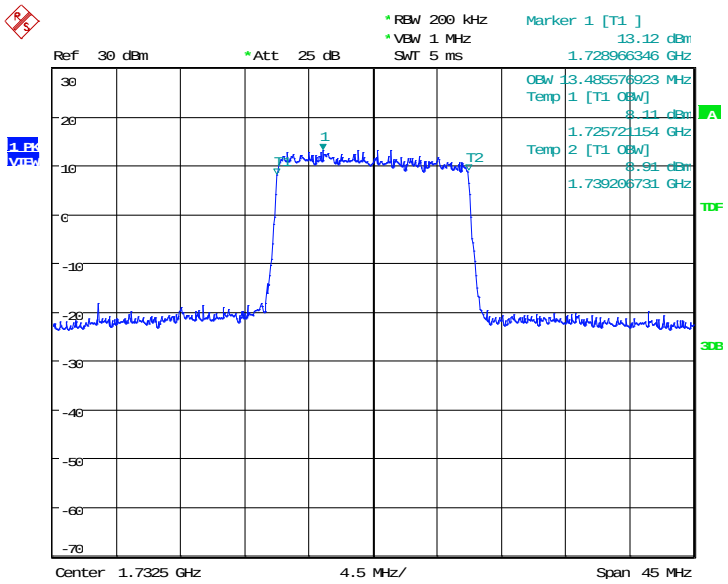

Date: 24.MAR.2019 20:12:38

LTE band 4, 15MHz Bandwidth, 16QAM (99% BW)

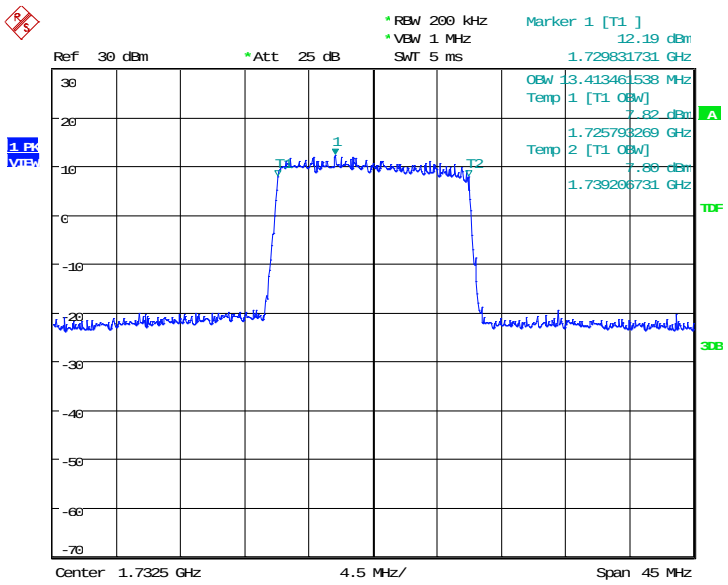

Date: 24.MAR.2019 20:12:52

©Copyright. All rights reserved by SAICT.

LTE band 4, 20MHz (99% BW)

Frequency(MHz)	Occupied Bandwidth (99% BW)(kHz)	
1732.5	QPSK	16QAM
	17884.62	17980.77

LTE band 4, 20MHz Bandwidth, QPSK (99% BW)

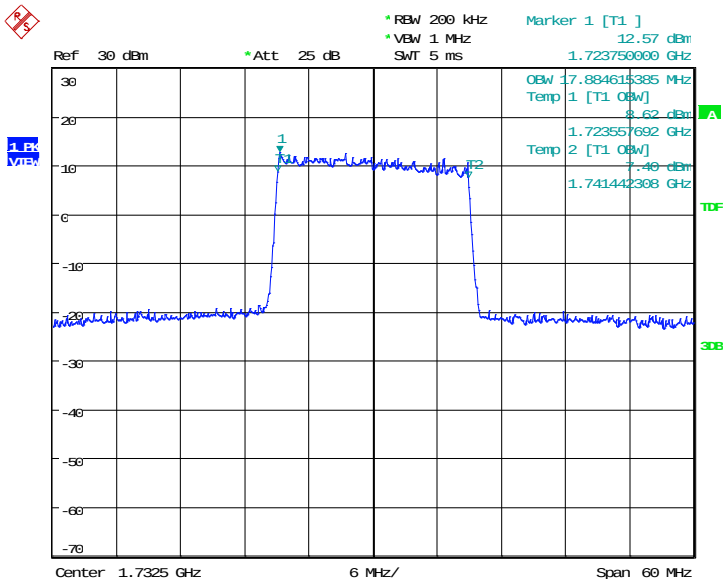

Date: 24.MAR.2019 20:15:48

LTE band 4, 20MHz Bandwidth, 16QAM (99% BW)

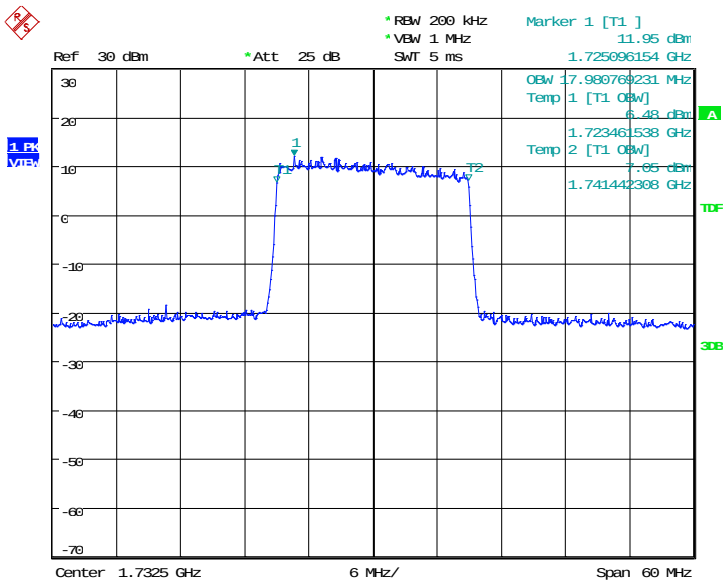

Date: 24.MAR.2019 20:16:02

©Copyright. All rights reserved by SAICT.

LTE band 5, 1.4MHz (99% BW)

Frequency(MHz)	Occupied Bandwidth (99% BW)(kHz)	
836.5	QPSK	16QAM
	1089.74	1089.74

LTE band 5, 1.4MHz Bandwidth, QPSK (99% BW)

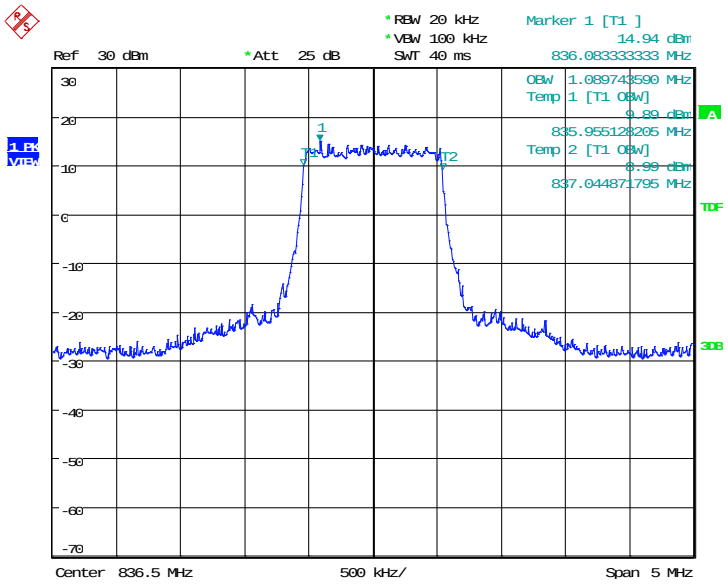

Date: 24.MAR.2019 19:28:27

LTE band 5, 1.4MHz Bandwidth, 16QAM (99% BW)

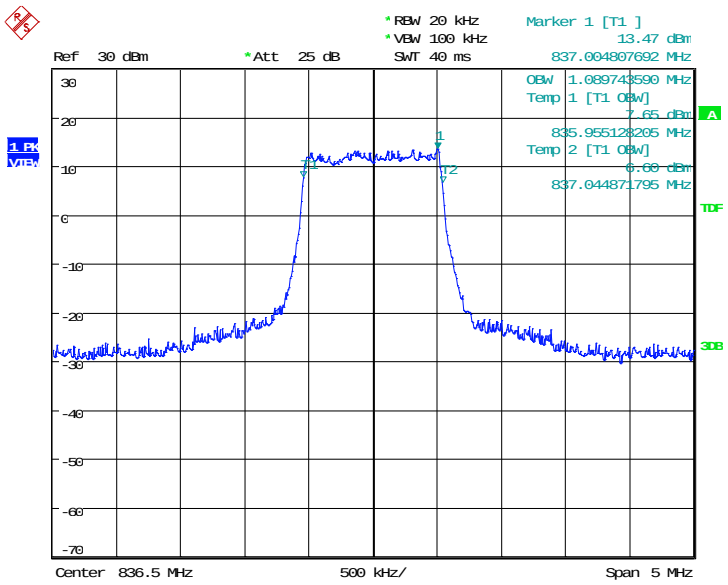

Date: 24.MAR.2019 19:28:40

©Copyright. All rights reserved by SAICT.

LTE band 5, 3MHz (99% BW)

Frequency(MHz)	Occupied Bandwidth (99% BW)(kHz)	
836.5	QPSK	16QAM
	2708.33	2692.31

LTE band 5, 3MHz Bandwidth, QPSK (99% BW)

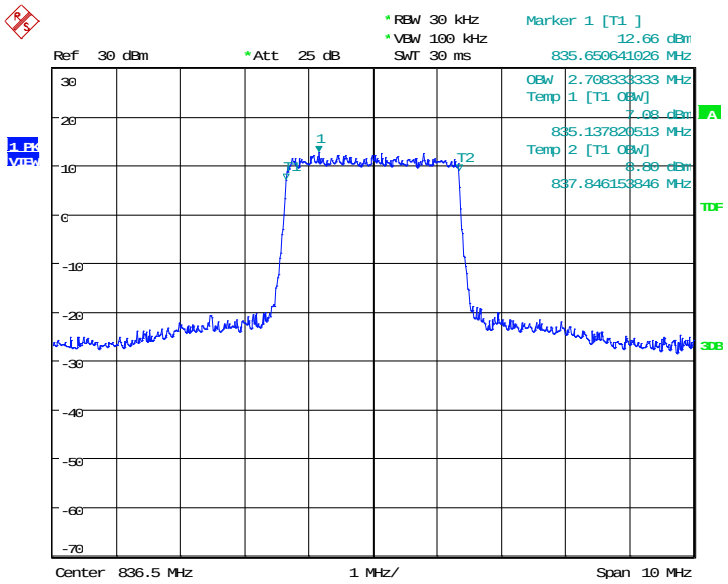

Date: 24.MAR.2019 19:31:35

LTE band 5, 3MHz Bandwidth, 16QAM (99% BW)

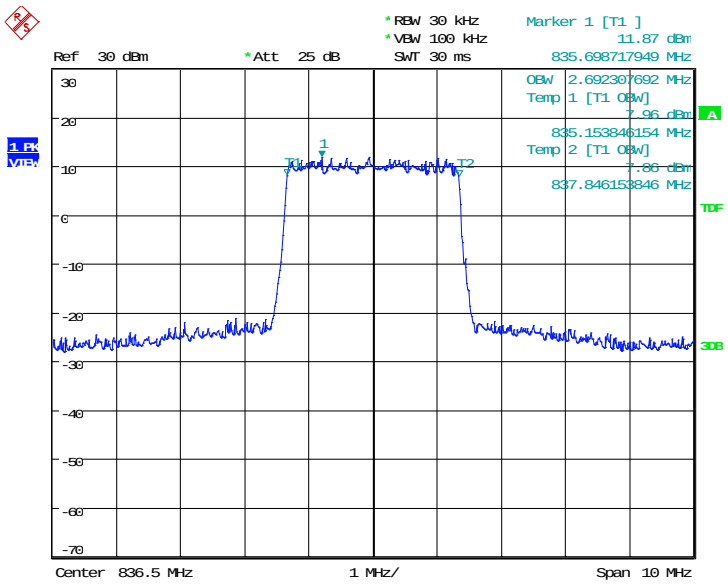

Date: 24.MAR.2019 19:31:49

©Copyright. All rights reserved by SAICT.

LTE band 5, 5MHz (99% BW)

Frequency(MHz)	Occupied Bandwidth (99% BW)(kHz)	
836.5	QPSK	16QAM
	4495.19	4471.15

LTE band 5, 5MHz Bandwidth, QPSK (99% BW)

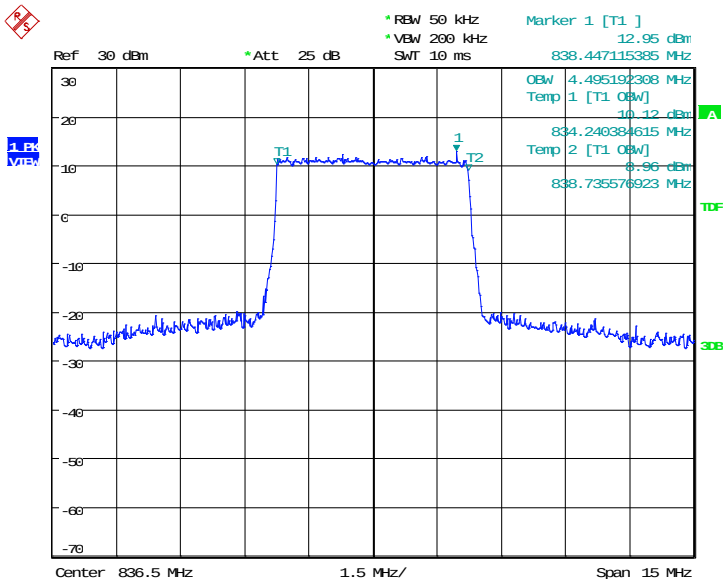

Date: 24.MAR.2019 19:34:44

LTE band 5, 5MHz Bandwidth,16QAM (99% BW)

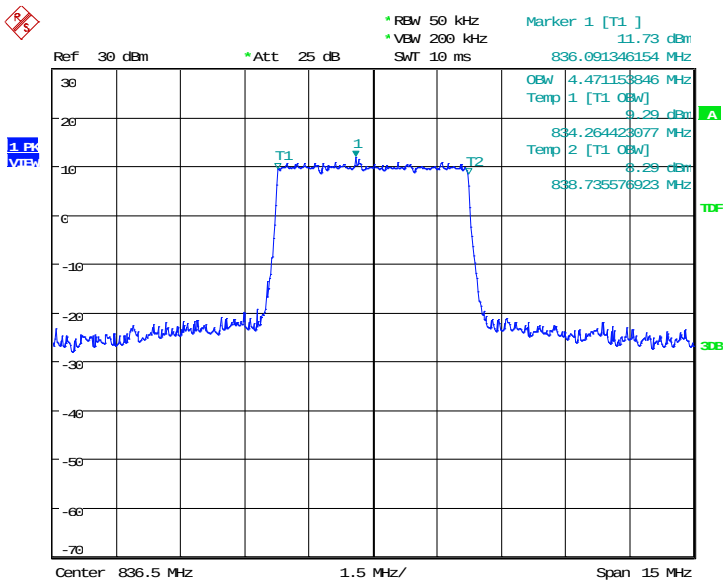

Date: 24.MAR.2019 19:34:58

©Copyright. All rights reserved by SAICT.

LTE band 5, 10MHz (99% BW)

Frequency(MHz)	Occupied Bandwidth (99% BW)(kHz)	
836.5	QPSK	16QAM
	8942.31	8990.38

LTE band 5, 10MHz Bandwidth, QPSK (99% BW)

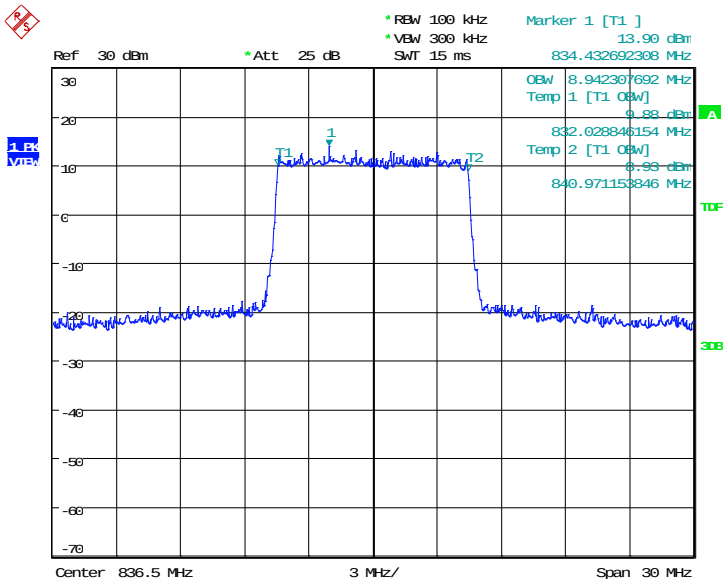

Date: 24.MAR.2019 19:37:53

LTE band 5, 10MHz Bandwidth, 16QAM (99% BW)

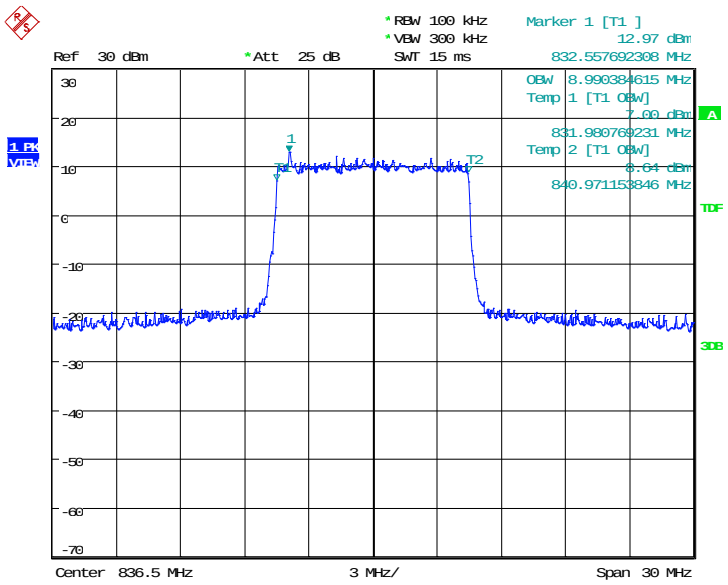

Date: 24.MAR.2019 19:38:07

©Copyright. All rights reserved by SAICT.

LTE band 7, 5MHz (99% BW)

Frequency(MHz)	Occupied Bandwidth (99% BW)(kHz)	
2535.0	QPSK	16QAM
	4495.19	4519.23

LTE band 7, 5MHz Bandwidth, QPSK (99% BW)

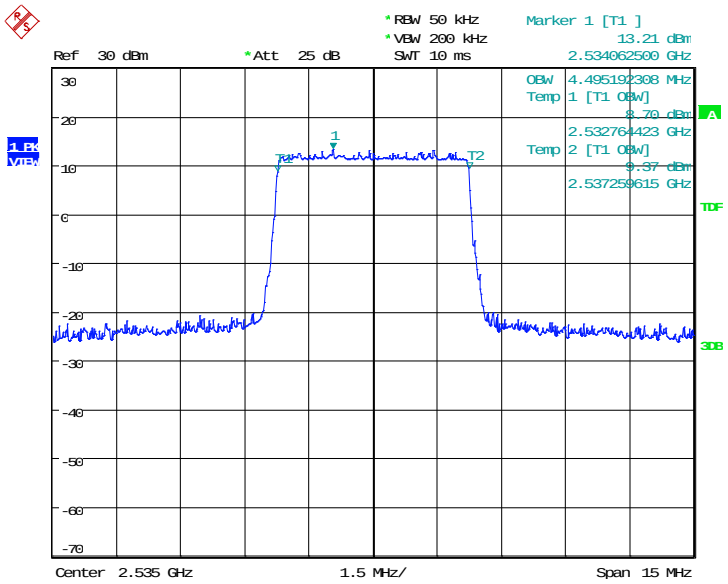

Date: 24.MAR.2019 18:26:51

LTE band 7, 5MHz Bandwidth,16QAM (99% BW)

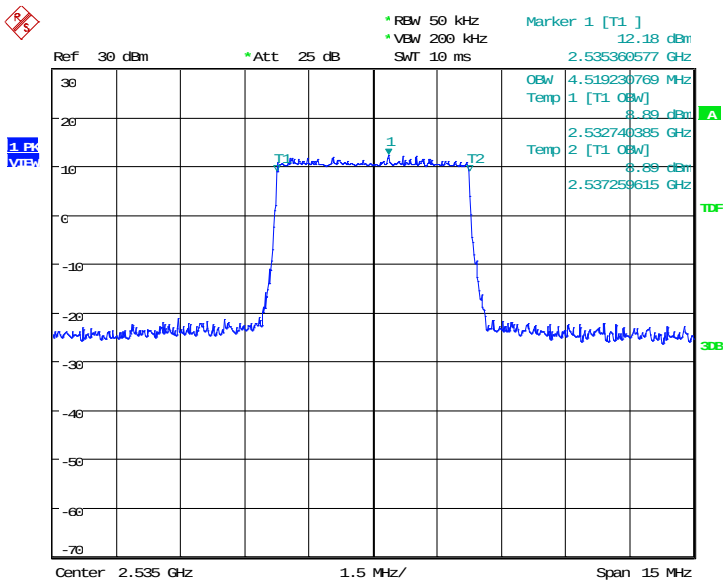

Date: 24.MAR.2019 18:27:05

©Copyright. All rights reserved by SAICT.

LTE band 7, 10MHz (99% BW)

Frequency(MHz)	Occupied Bandwidth (99% BW)(kHz)	
2535.0	QPSK	16QAM
	8990.38	8942.31

LTE band 7, 10MHz Bandwidth, QPSK (99% BW)

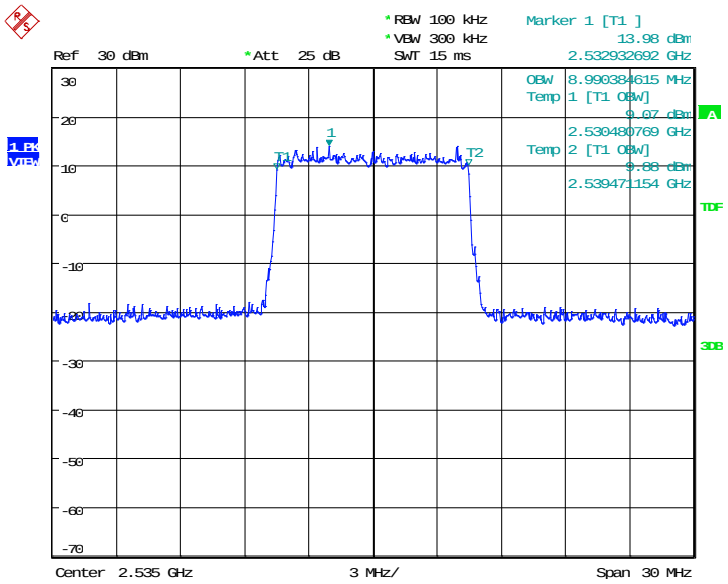

Date: 24.MAR.2019 18:30:00

LTE band 7, 10MHz Bandwidth, 16QAM (99% BW)

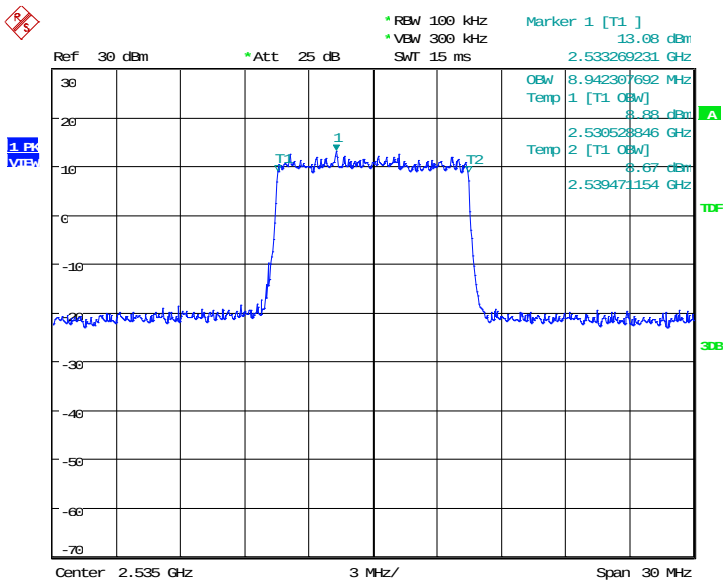

Date: 24.MAR.2019 18:30:14

©Copyright. All rights reserved by SAICT.

LTE band 7, 15MHz (99% BW)

Frequency(MHz)	Occupied Bandwidth (99% BW)(kHz)	
2535.0	QPSK	16QAM
	13485.58	13557.69

LTE band 7, 15MHz Bandwidth, QPSK (99% BW)

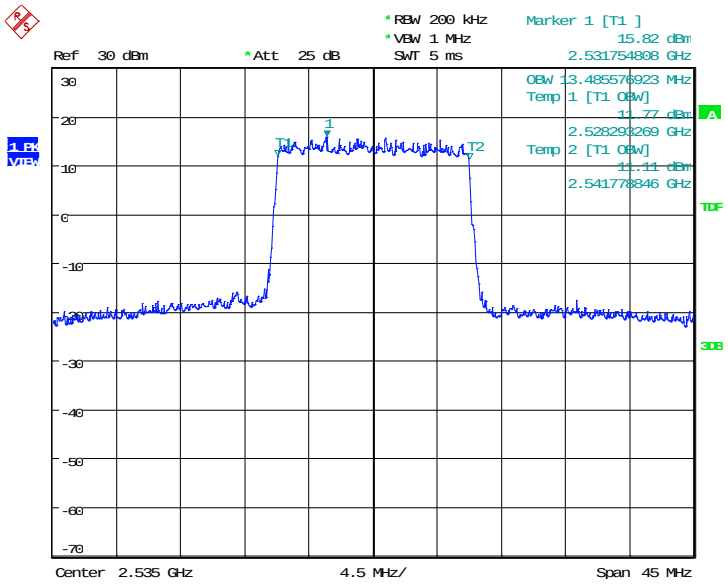

Date: 24.MAR.2019 18:33:09

LTE band 7, 15MHz Bandwidth, 16QAM (99% BW)

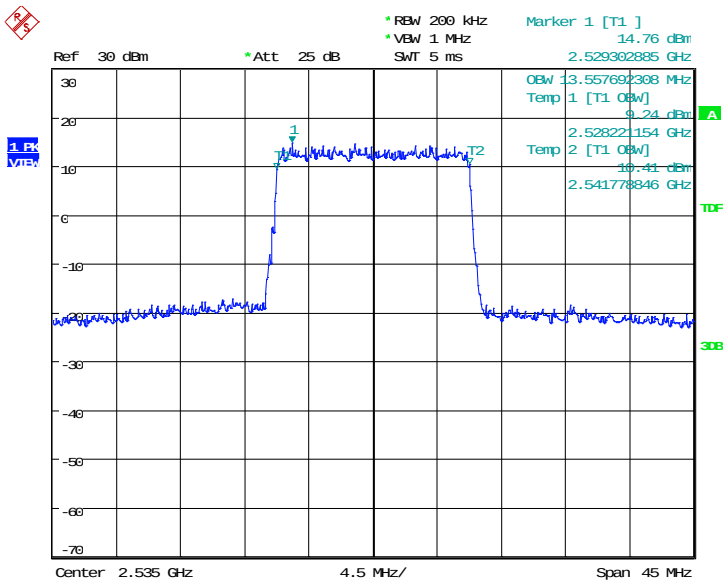

Date: 24.MAR.2019 18:33:23

©Copyright. All rights reserved by SAICT.

LTE band 7, 20MHz (99% BW)

Frequency(MHz)	Occupied Bandwidth (99% BW)(kHz)	
2535.0	QPSK	16QAM
	17980.77	17980.77

LTE band 7, 20MHz Bandwidth, QPSK (99% BW)

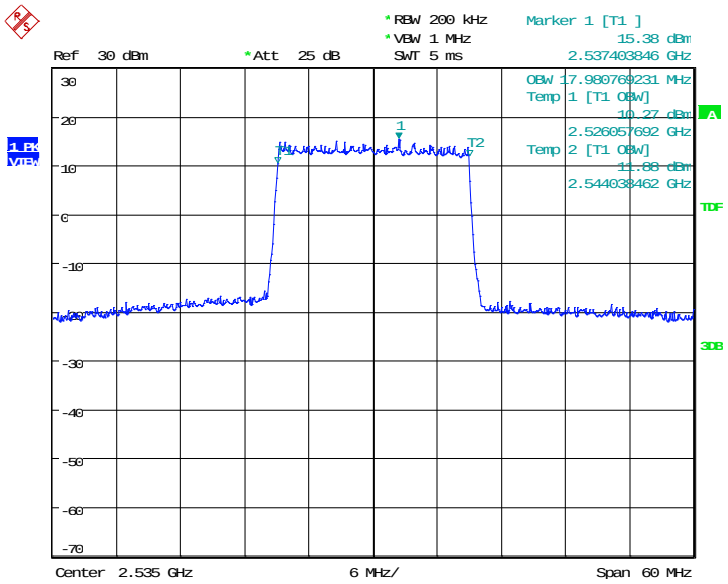

Date: 24.MAR.2019 18:36:18

LTE band 7, 20MHz Bandwidth, 16QAM (99% BW)

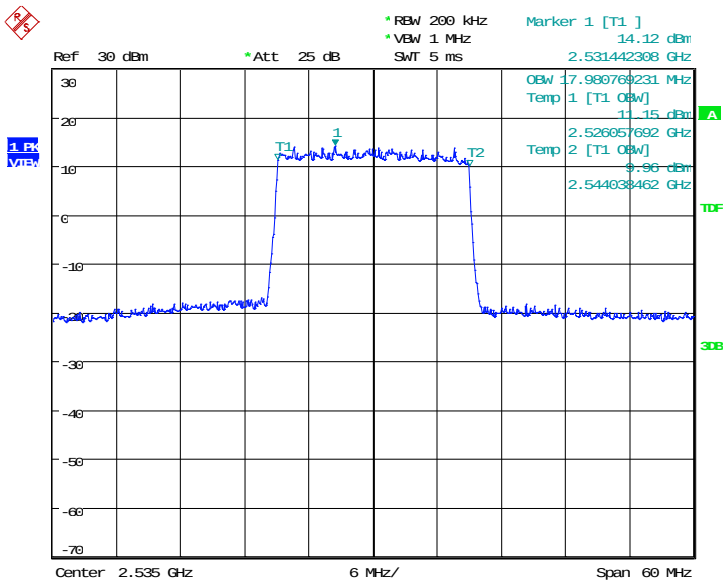

Date: 24.MAR.2019 18:36:32

©Copyright. All rights reserved by SAICT.

LTE band 12, 1.4MHz (99% BW)

Frequency(MHz)	Occupied Bandwidth (99% BW)(kHz)	
707.5	QPSK	16QAM
	1105.77	1089.74

LTE band 12, 1.4MHz Bandwidth, QPSK (99% BW)

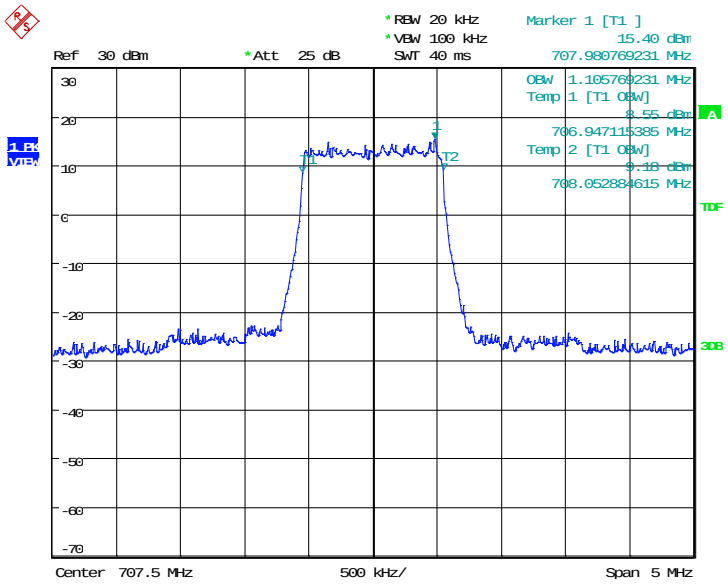

Date: 24.MAR.2019 20:18:59

LTE band 12, 1.4MHz Bandwidth, 16QAM (99% BW)

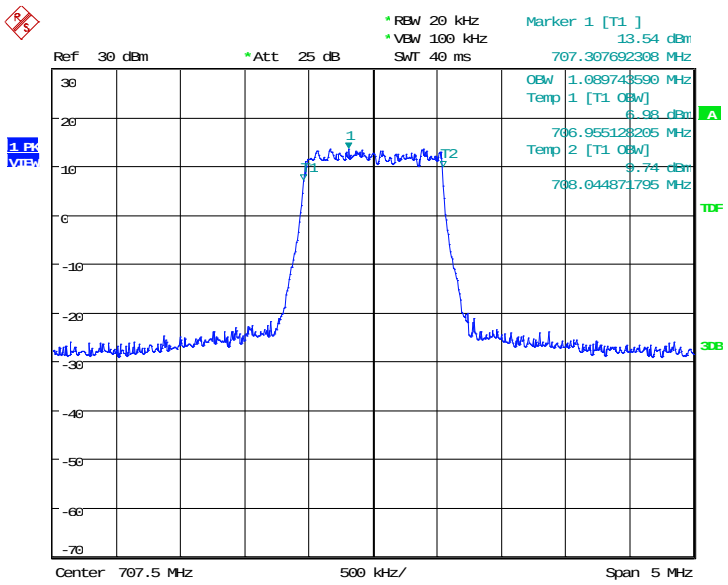

Date: 24.MAR.2019 20:19:13

©Copyright. All rights reserved by SAICT.

LTE band 12, 3MHz (99% BW)

Frequency(MHz)	Occupied Bandwidth (99% BW)(kHz)	
707.5	QPSK	16QAM
	2692.31	2692.31

LTE band 12, 3MHz Bandwidth, QPSK (99% BW)

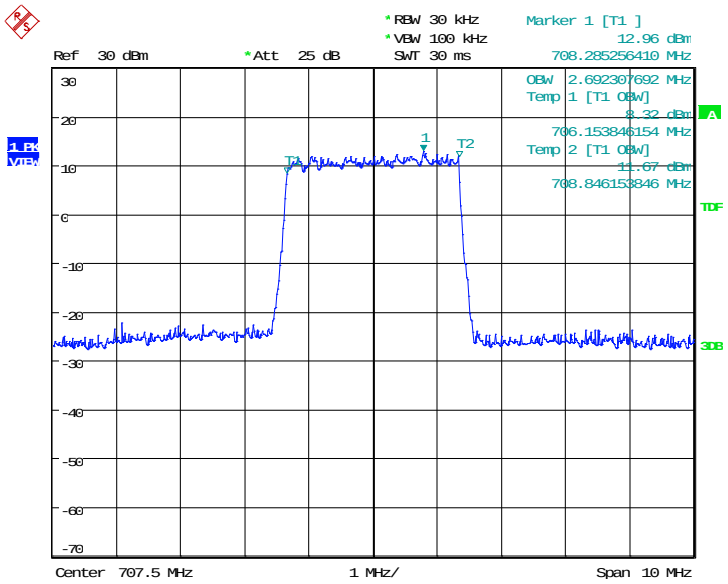

Date: 24.MAR.2019 20:22:08

LTE band 12, 3MHz Bandwidth, 16QAM (99% BW)

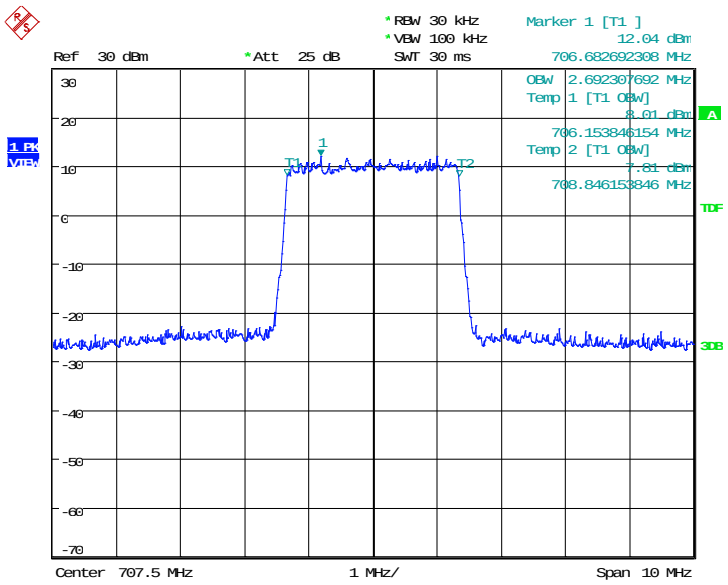

Date: 24.MAR.2019 20:22:22

©Copyright. All rights reserved by SAICT.

LTE band 12, 5MHz (99% BW)

Frequency(MHz)	Occupied Bandwidth (99% BW)(kHz)	
707.5	QPSK	16QAM
	4495.19	4471.15

LTE band 12, 5MHz Bandwidth, QPSK (99% BW)

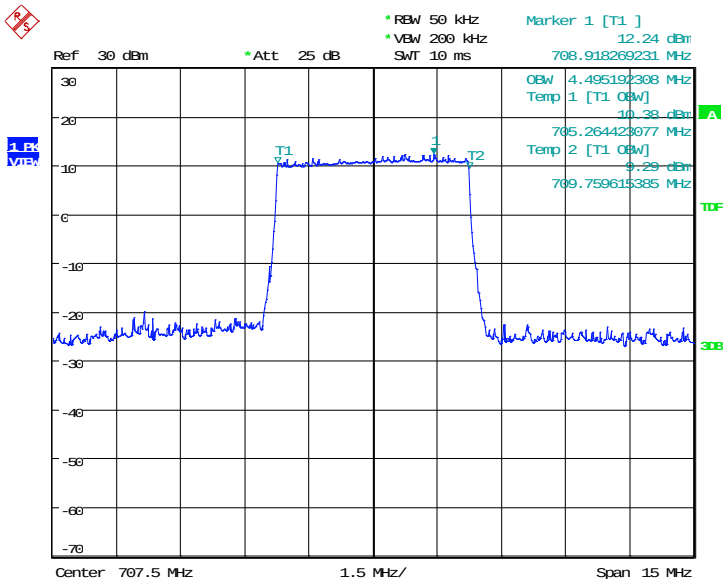

Date: 24.MAR.2019 20:25:16

LTE band 12, 5MHz Bandwidth,16QAM (99% BW)

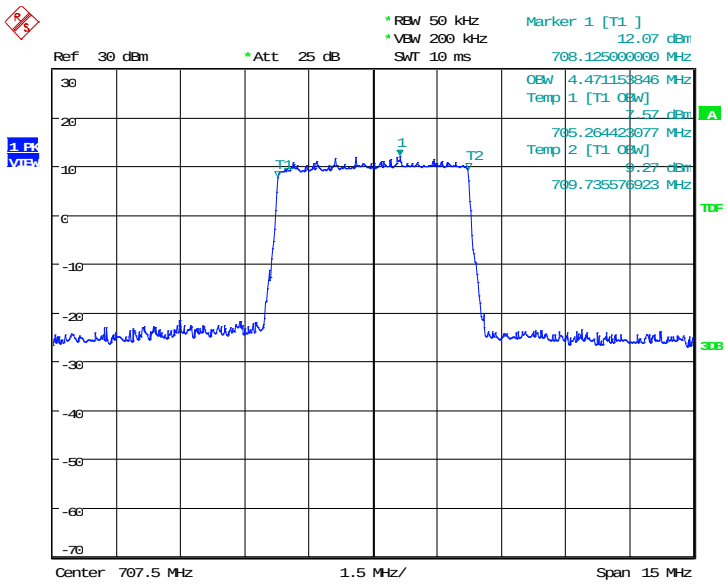

Date: 24.MAR.2019 20:25:30

©Copyright. All rights reserved by SAICT.

LTE band 12, 10MHz (99% BW)

Frequency(MHz)	Occupied Bandwidth (99% BW)(kHz)	
707.5	QPSK	16QAM
	8942.31	8942.31

LTE band 12, 10MHz Bandwidth, QPSK (99% BW)

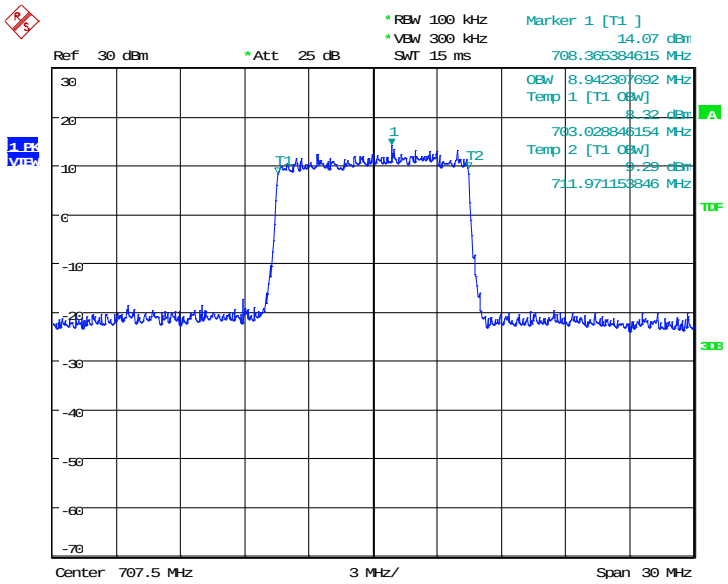

Date: 24.MAR.2019 20:28:25

LTE band 12, 10MHz Bandwidth, 16QAM (99% BW)

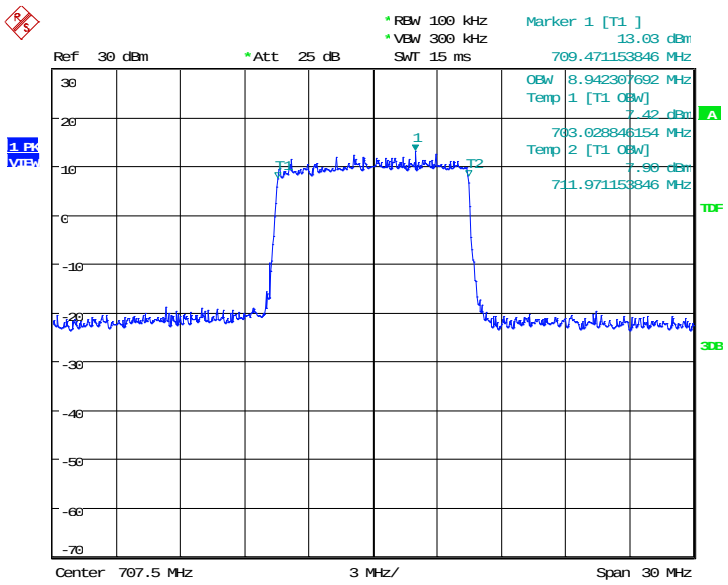

Date: 24.MAR.2019 20:28:39

©Copyright. All rights reserved by SAICT.

LTE band 13, 5MHz (99% BW)

Frequency(MHz)	Occupied Bandwidth (99% BW)(kHz)	
782.0	QPSK	16QAM
	4519.23	4519.23

LTE band 13, 5MHz Bandwidth, QPSK (99% BW)

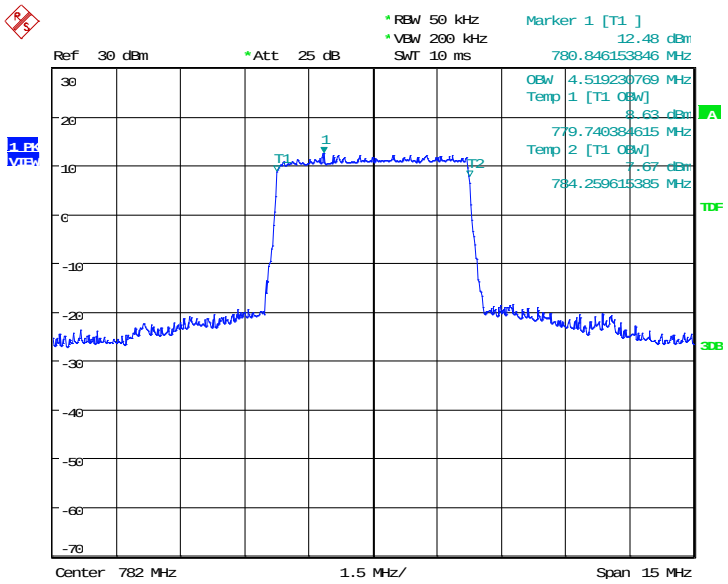

Date: 24.MAR.2019 19:22:05

LTE band 13, 5MHz Bandwidth,16QAM (99% BW)

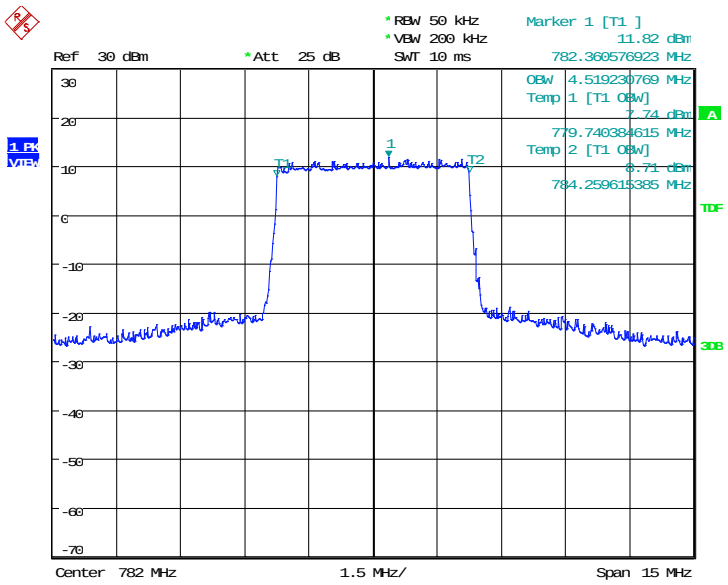

Date: 24.MAR.2019 19:22:18

©Copyright. All rights reserved by SAICT.

LTE band 13, 10MHz (99% BW)

Frequency(MHz)	Occupied Bandwidth (99% BW)(kHz)	
782.0	QPSK	16QAM
	8942.31	8942.31

LTE band 13, 10MHz Bandwidth, QPSK (99% BW)

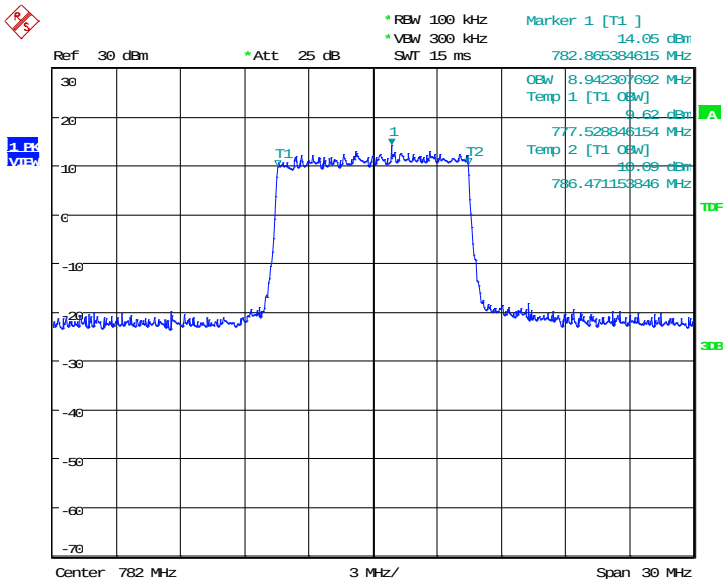

Date: 24.MAR.2019 19:25:13

LTE band 13, 10MHz Bandwidth, 16QAM (99% BW)

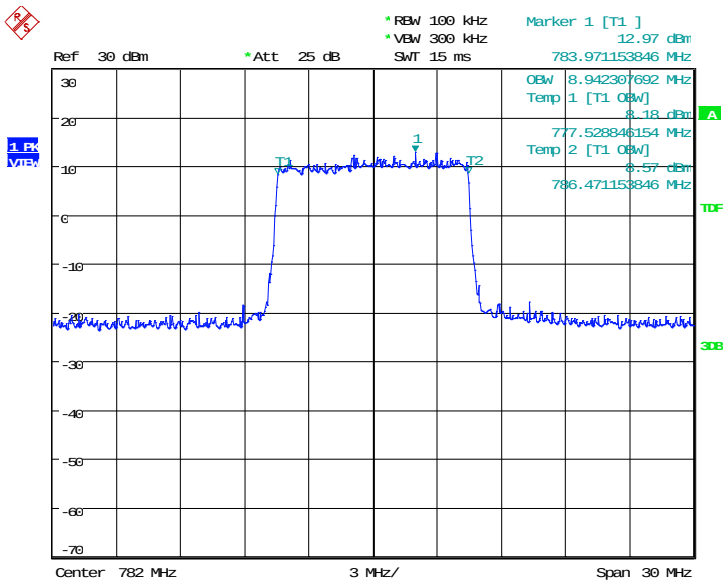

Date: 24.MAR.2019 19:25:27

©Copyright. All rights reserved by SAICT.

LTE band 25, 1.4MHz (99% BW)

Frequency(MHz)	Occupied Bandwidth (99% BW)(kHz)	
1882.5	QPSK	16QAM
	1089.74	1105.77

LTE band 25, 1.4MHz Bandwidth, QPSK (99% BW)

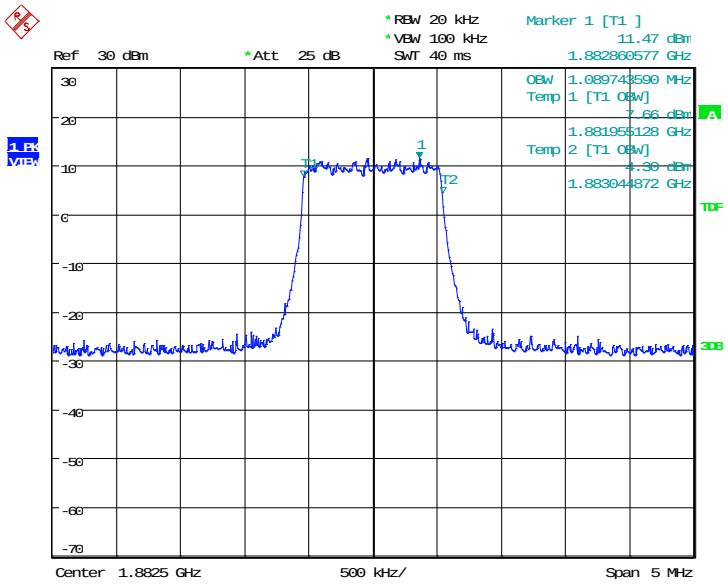

Date: 24.MAR.2019 20:33:10

LTE band 25, 1.4MHz Bandwidth, 16QAM (99% BW)

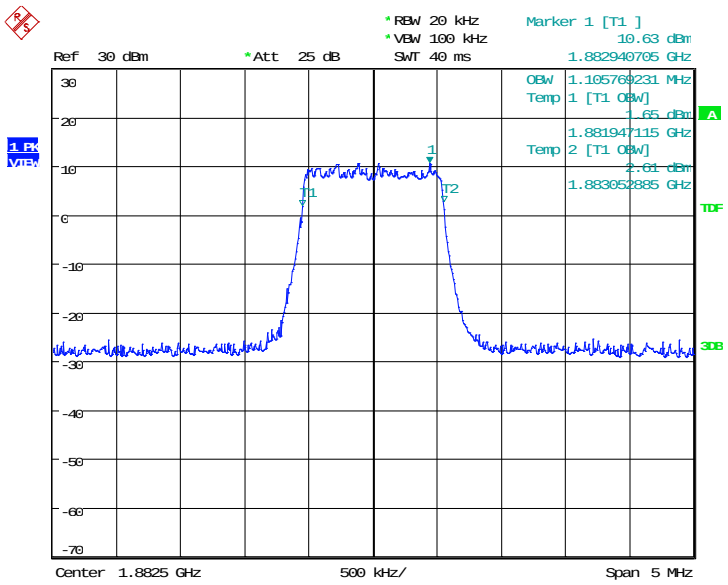

Date: 24.MAR.2019 20:33:23

©Copyright. All rights reserved by SAICT.

LTE band25, 3MHz (99% BW)

Frequency(MHz)	Occupied Bandwidth (99% BW)(kHz)	
1882.5	QPSK	16QAM
	2708.33	2692.31

LTE band 25, 3MHz Bandwidth, QPSK (99% BW)

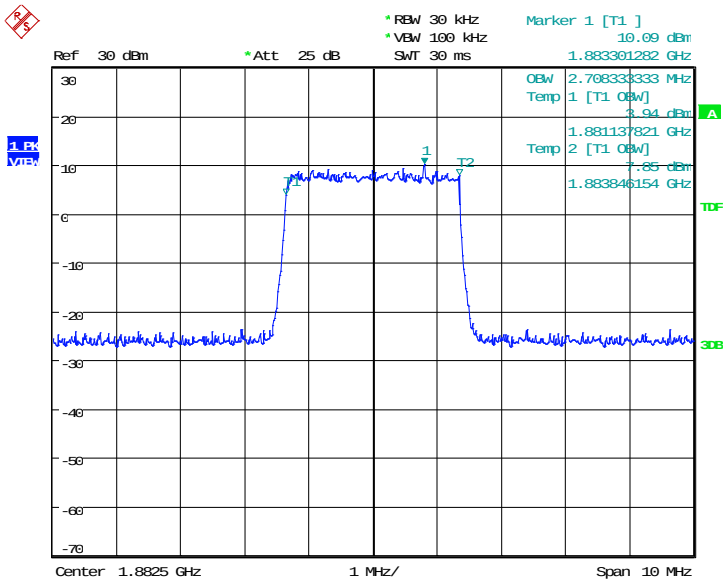

Date: 24.MAR.2019 20:36:18

LTE band 25, 3MHz Bandwidth, 16QAM (99% BW)

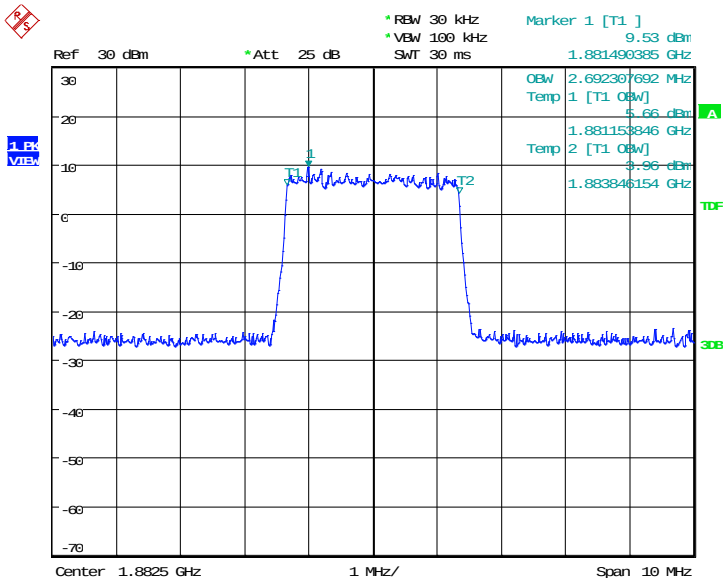

Date: 24.MAR.2019 20:36:32

©Copyright. All rights reserved by SAICT.

LTE band 25, 5MHz (99% BW)

Frequency(MHz)	Occupied Bandwidth (99% BW)(kHz)	
1882.5	QPSK	16QAM
	4519.23	4519.23

LTE band 25, 5MHz Bandwidth, QPSK (99% BW)

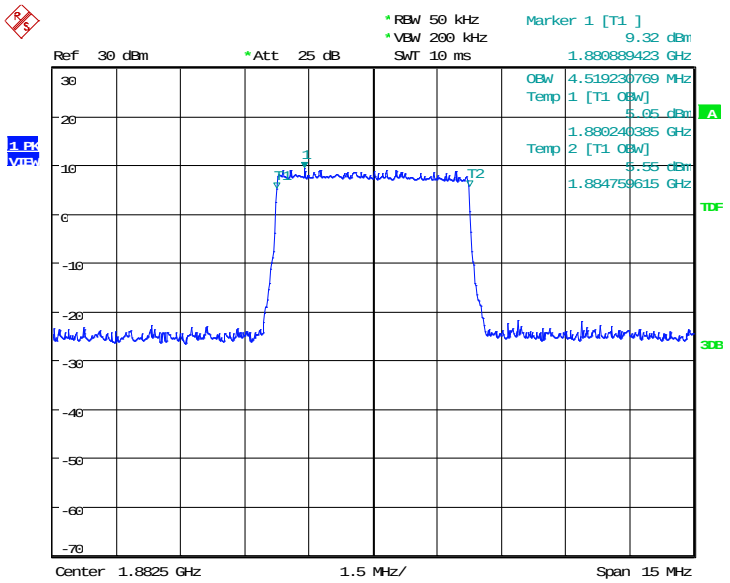

Date: 24.MAR.2019 20:39:27

LTE band 25, 5MHz Bandwidth,16QAM (99% BW)

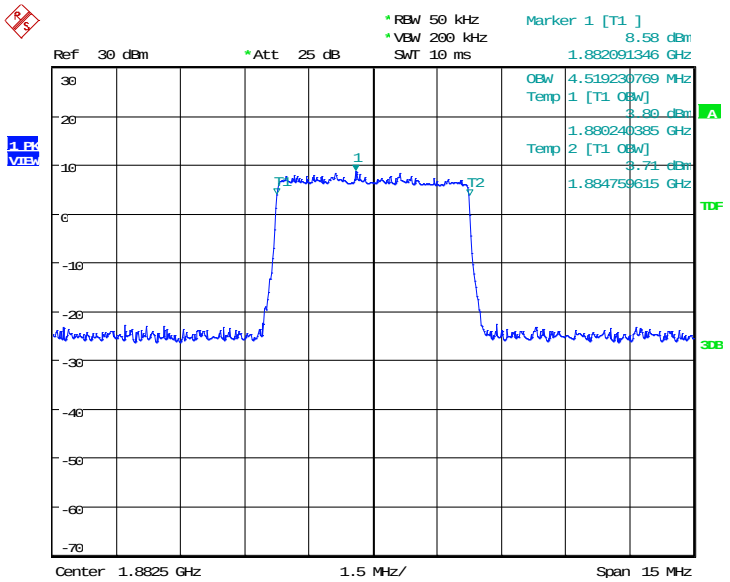

Date: 24.MAR.2019 20:39:41

©Copyright. All rights reserved by SAICT.

LTE band 25, 10MHz (99% BW)

Frequency(MHz)	Occupied Bandwidth (99% BW)(kHz)	
1882.5	QPSK	16QAM
	8990.38	8990.38

LTE band 25, 10MHz Bandwidth, QPSK (99% BW)

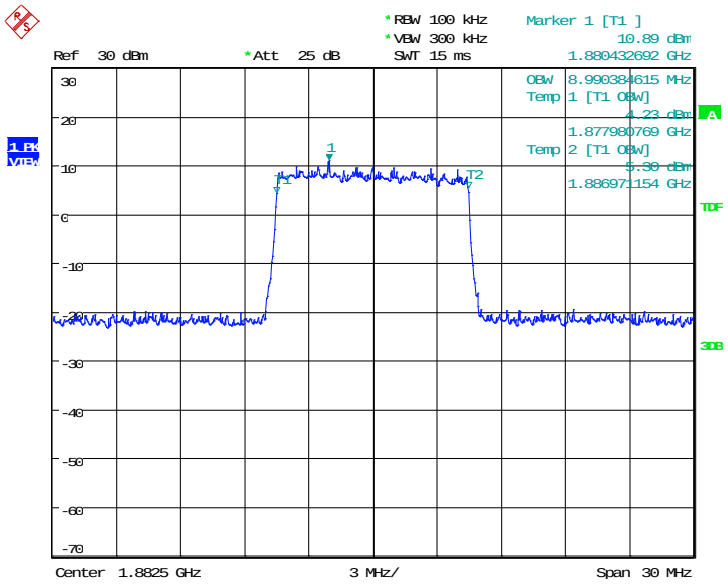

Date: 24.MAR.2019 20:42:36

LTE band 25, 10MHz Bandwidth, 16QAM (99% BW)

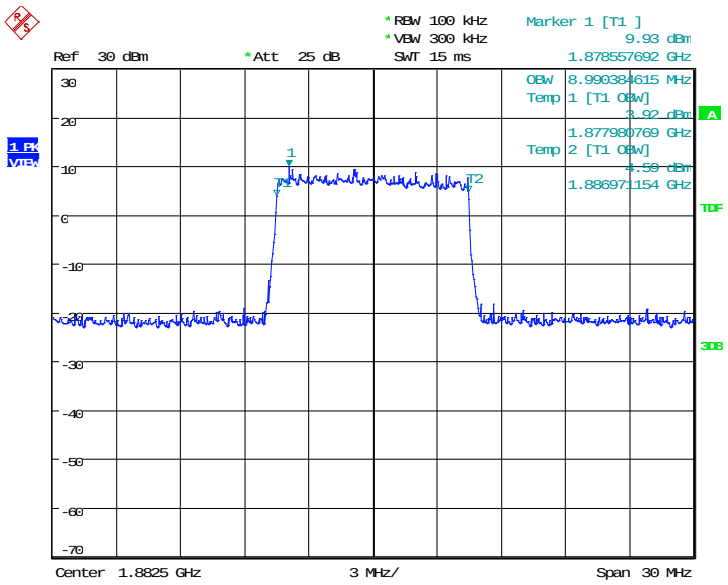

Date: 24.MAR.2019 20:42:50

©Copyright. All rights reserved by SAICT.

LTE band 25, 15MHz (99% BW)

Frequency(MHz)	Occupied Bandwidth (99% BW)(kHz)	
1882.5	QPSK	16QAM
	13485.58	13485.58

LTE band 25, 15MHz Bandwidth, QPSK (99% BW)

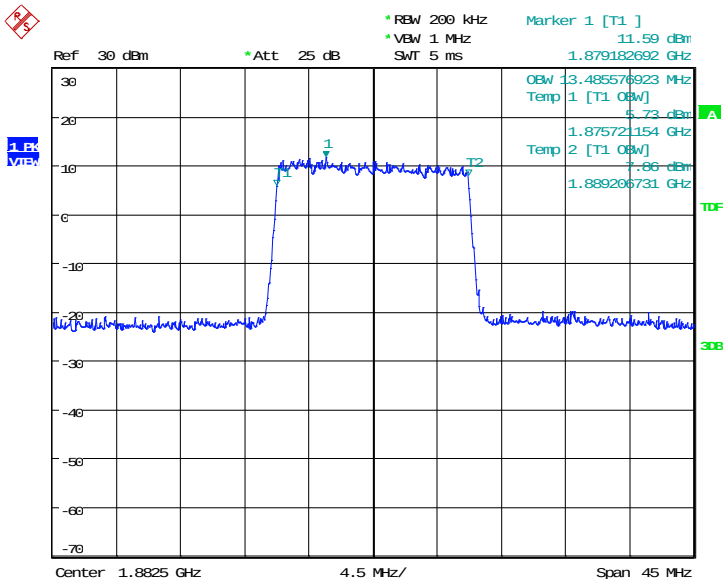

Date: 24.MAR.2019 20:45:45

LTE band 25, 15MHz Bandwidth, 16QAM (99% BW)

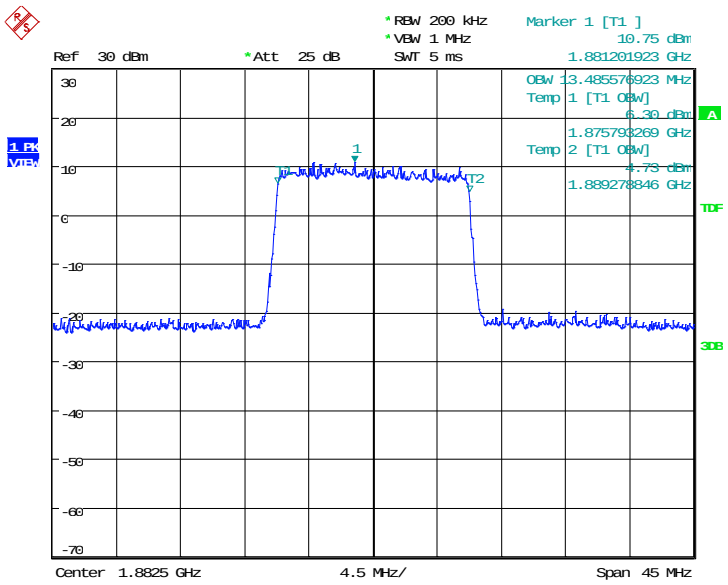

Date: 24.MAR.2019 20:45:59

©Copyright. All rights reserved by SAICT.

LTE band 25, 20MHz (99% BW)

Frequency(MHz)	Occupied Bandwidth (99% BW)(kHz)	
1882.5	QPSK	16QAM
	17980.77	18076.92

LTE band 25, 20MHz Bandwidth, QPSK (99% BW)

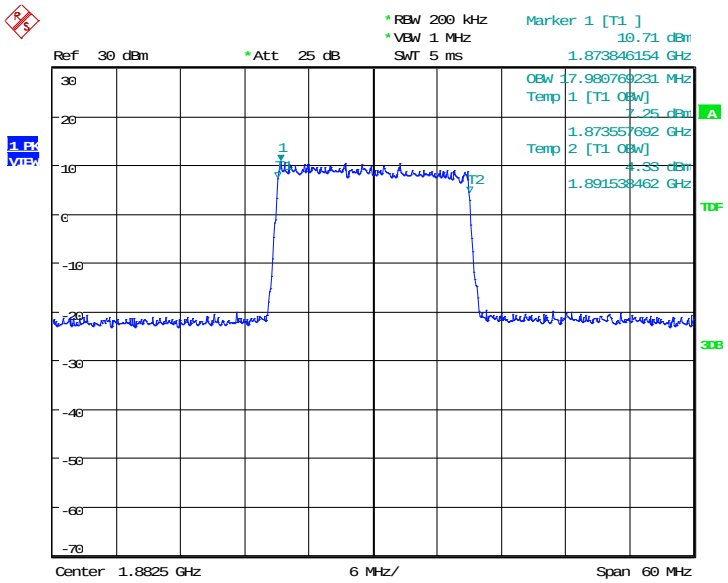

Date: 24.MAR.2019 20:48:55

LTE band 25, 20MHz Bandwidth, 16QAM (99% BW)

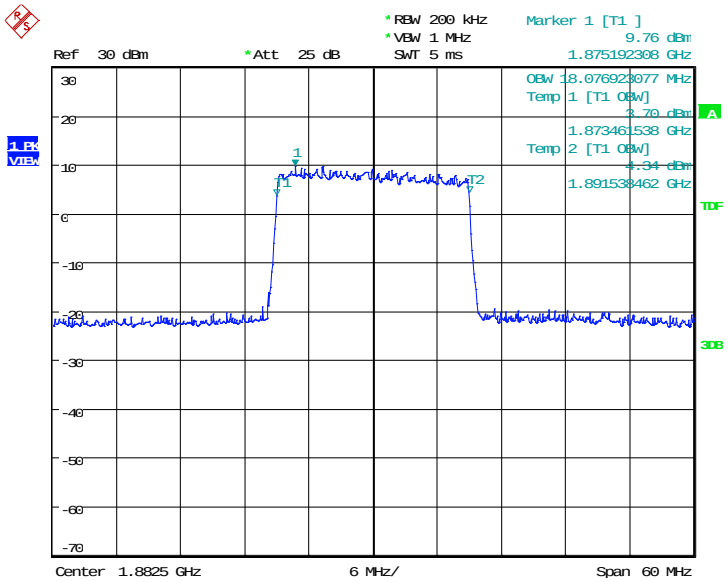

Date: 24.MAR.2019 20:49:08

©Copyright. All rights reserved by SAICT.

LTE band 26(824MHz-849MHz), 1.4MHz (99% BW)

Frequency(MHz)	Occupied Bandwidth (99% BW)(kHz)	
836.5	QPSK	16QAM
	1089.74	1089.74

LTE band 26(824MHz-849MHz), 1.4MHz Bandwidth, QPSK (99% BW)

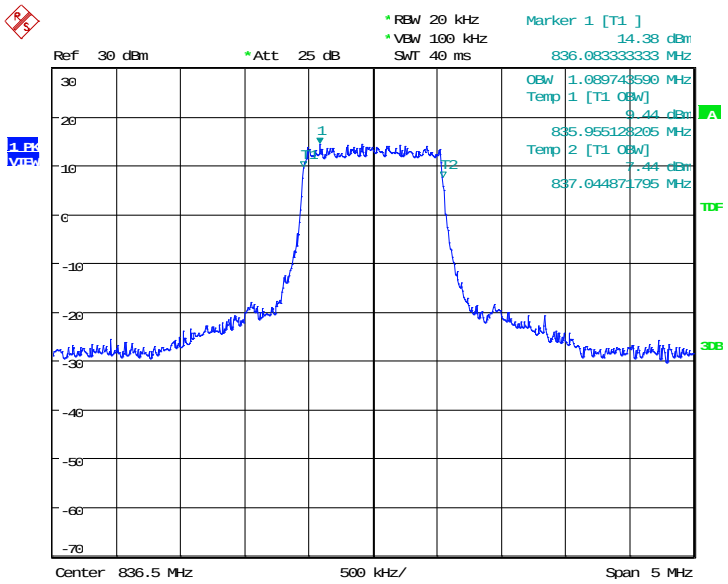

Date: 24.MAR.2019 20:52:08

LTE band 26(824MHz-849MHz), 1.4MHz Bandwidth, 16QAM (99% BW)

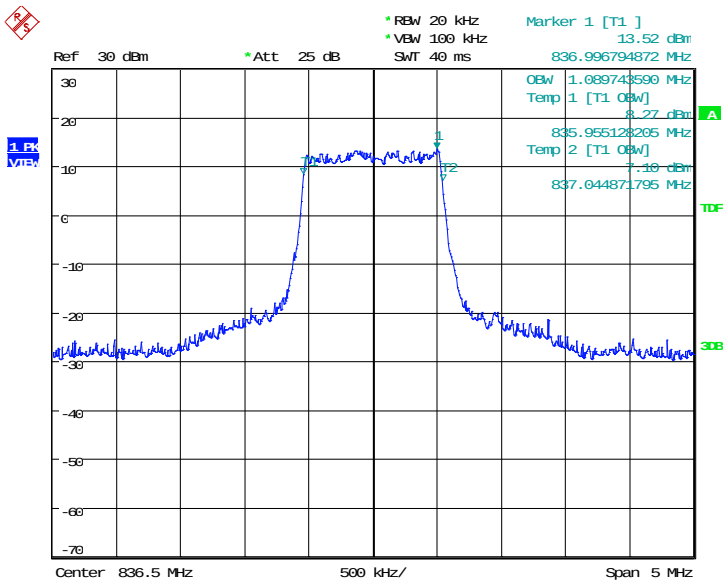

Date: 24.MAR.2019 20:52:22

©Copyright. All rights reserved by SAICT.

LTE band 26(824MHz-849MHz), 3MHz (99% BW)

Frequency(MHz)	Occupied Bandwidth (99% BW)(kHz)	
836.5	QPSK	16QAM
	2692.31	2692.31

LTE band 26(824MHz-849MHz), 3MHz Bandwidth, QPSK (99% BW)

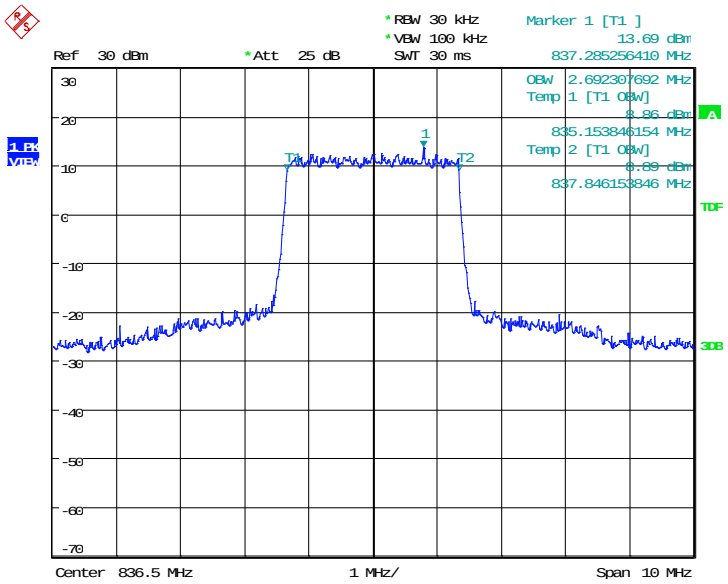

Date: 24.MAR.2019 20:55:17

LTE band 26(824MHz-849MHz), 3MHz Bandwidth, 16QAM (99% BW)

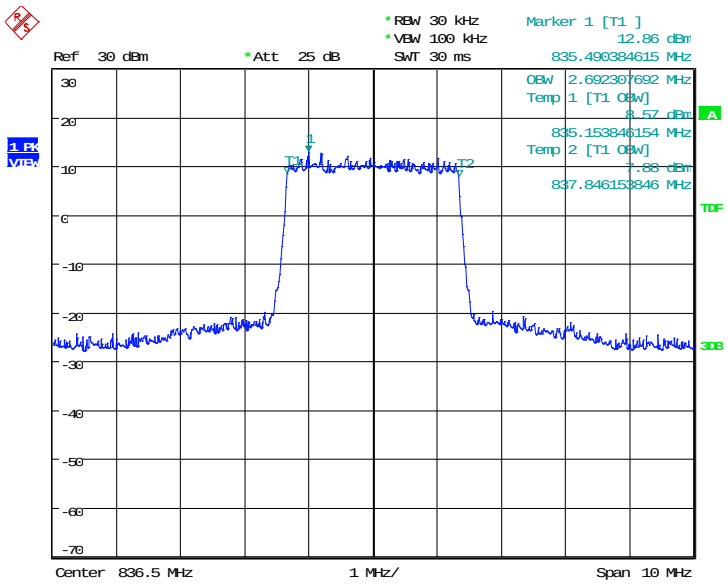

Date: 24.MAR.2019 20:55:31

©Copyright. All rights reserved by SAICT.

LTE band 26(824MHz-849MHz), 5MHz (99% BW)

Frequency(MHz)	Occupied Bandwidth (99% BW)(kHz)	
836.5	QPSK	16QAM
	4471.15	4471.15

LTE band 26(824MHz-849MHz), 5MHz Bandwidth, QPSK (99% BW)

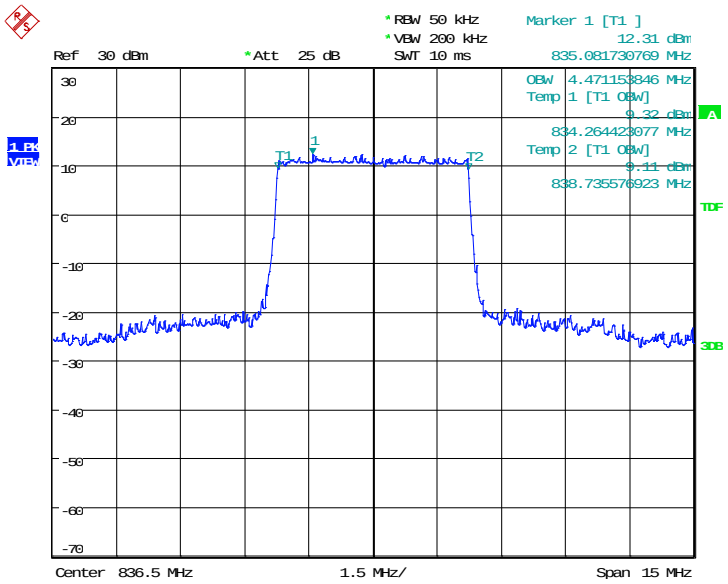

Date: 24.MAR.2019 20:58:26

LTE band 26(824MHz-849MHz), 5MHz Bandwidth,16QAM (99% BW)

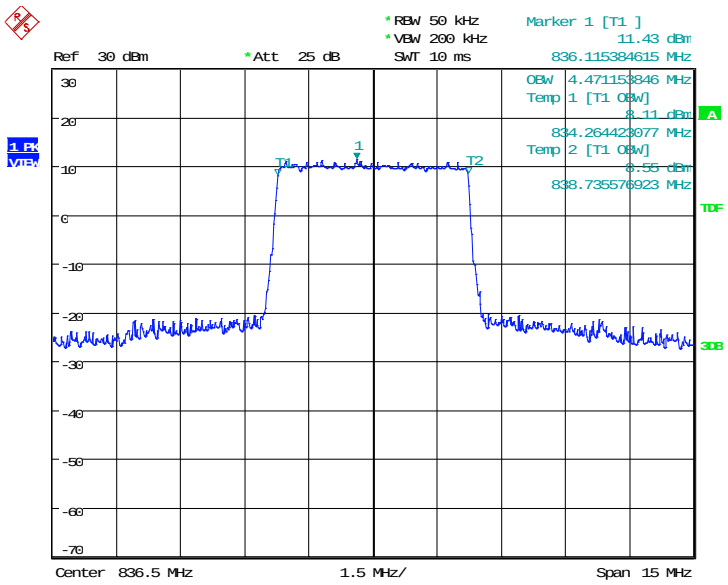

Date: 24.MAR.2019 20:58:39

©Copyright. All rights reserved by SAICT.

LTE band 26(824MHz-849MHz), 10MHz (99% BW)

Frequency(MHz)	Occupied Bandwidth (99% BW)(kHz)	
836.5	QPSK	16QAM
	8990.38	8990.38

LTE band 26(824MHz-849MHz), 10MHz Bandwidth, QPSK (99% BW)

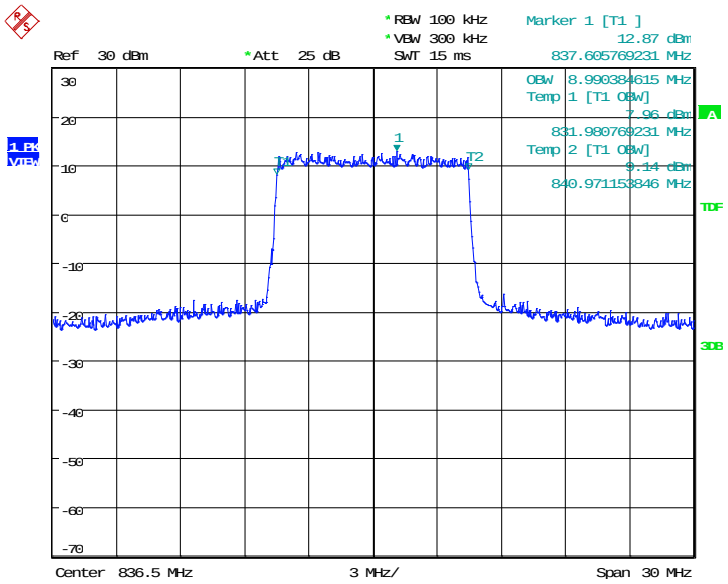

Date: 24.MAR.2019 21:01:35

LTE band 26(824MHz-849MHz), 10MHz Bandwidth, 16QAM (99% BW)

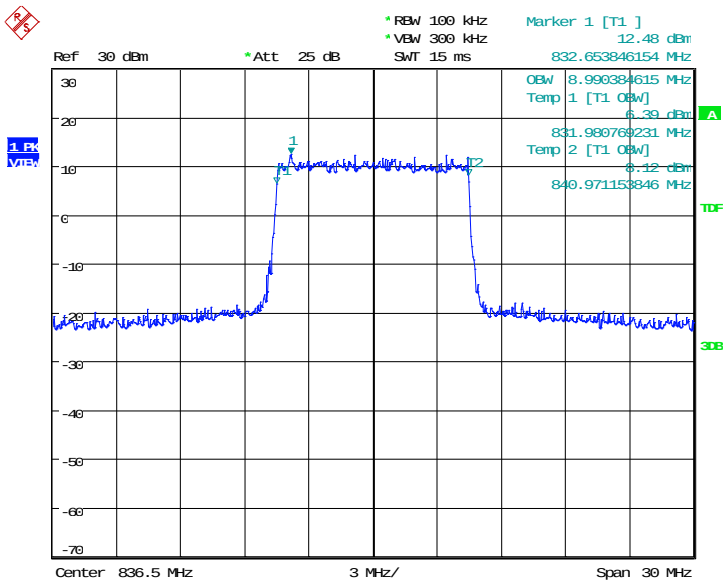

Date: 24.MAR.2019 21:01:48

©Copyright. All rights reserved by SAICT.

LTE band 26(824MHz-849MHz), 15MHz (99% BW)

Frequency(MHz)	Occupied Bandwidth (99% BW)(kHz)	
836.5	QPSK	16QAM
	13485.58	13485.58

LTE band 26(824MHz-849MHz), 15MHz Bandwidth, QPSK (99% BW)

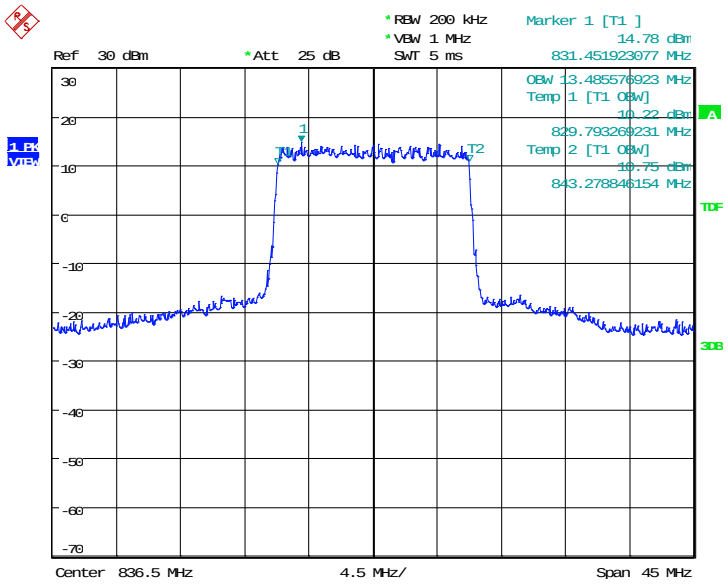

Date: 24.MAR.2019 21:04:44

LTE band 26(824MHz-849MHz), 15MHz Bandwidth, 16QAM (99% BW)

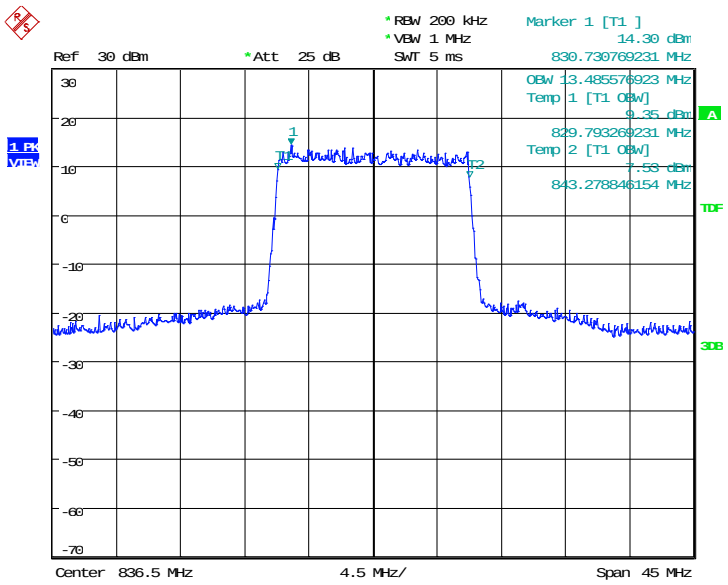

Date: 24.MAR.2019 21:04:58

©Copyright. All rights reserved by SAICT.

Normal Power

LTE band 41, 5MHz (99% BW)

Frequency(MHz)	Occupied Bandwidth (99% BW)(kHz)	
2593.0	QPSK	16QAM
	4495.19	4495.19

LTE band 41, 5MHz Bandwidth, QPSK (99% BW)

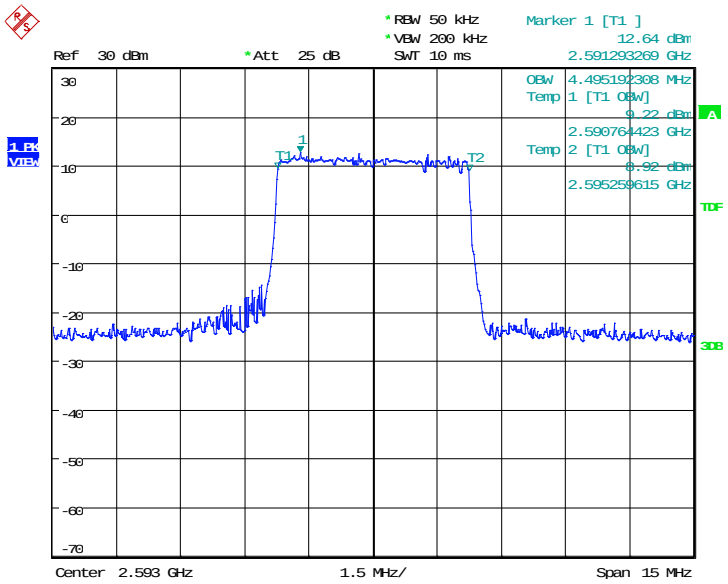

Date: 24.MAR.2019 18:39:29

LTE band 41, 5MHz Bandwidth,16QAM (99% BW)

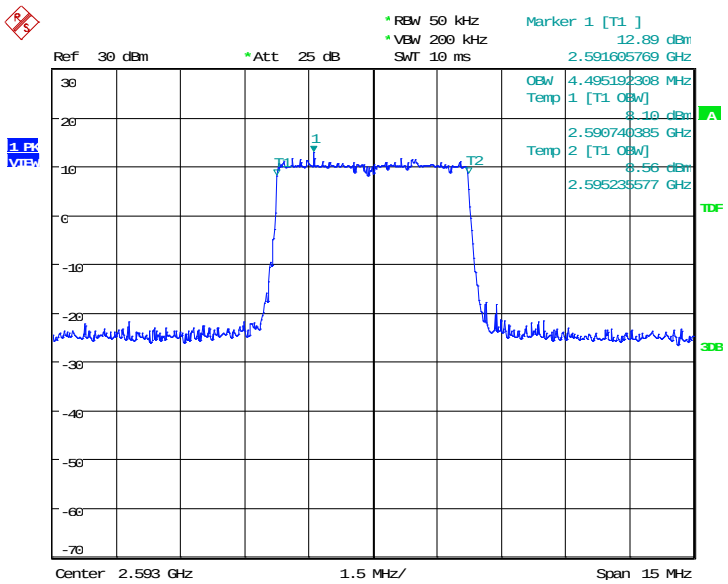

Date: 24.MAR.2019 18:39:43

©Copyright. All rights reserved by SAICT.

LTE band 41, 10MHz (99% BW)

Frequency(MHz)	Occupied Bandwidth (99% BW)(kHz)	
2593.0	QPSK	16QAM
	8942.31	8990.38

LTE band 41, 10MHz Bandwidth, QPSK (99% BW)

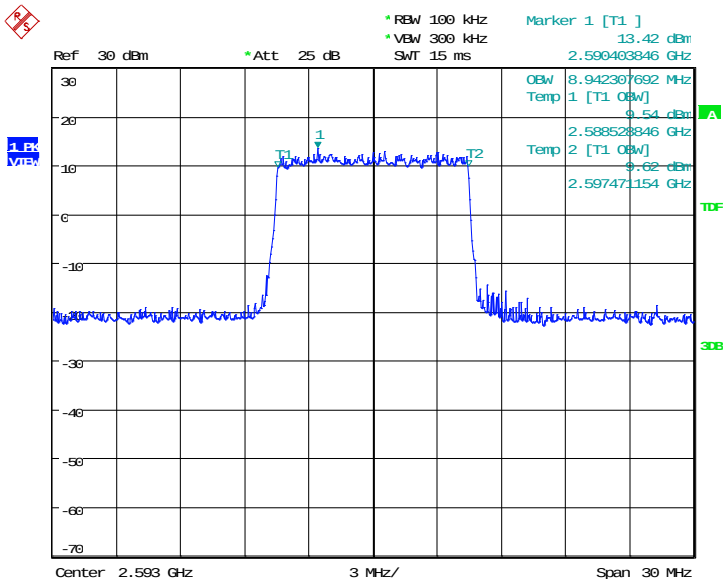

Date: 24.MAR.2019 18:42:38

LTE band 41, 10MHz Bandwidth, 16QAM (99% BW)

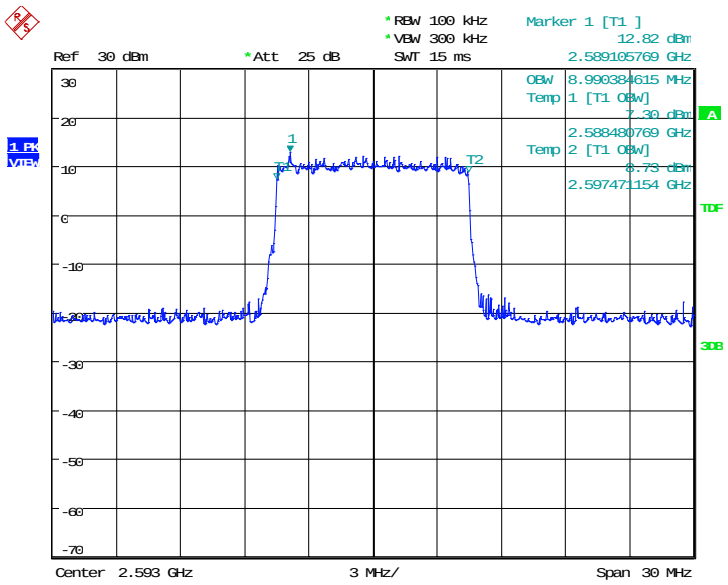

Date: 24.MAR.2019 18:42:52

©Copyright. All rights reserved by SAICT.

LTE band 41, 15MHz (99% BW)

Frequency(MHz)	Occupied Bandwidth (99% BW)(kHz)	
2593.0	QPSK	16QAM
	13485.58	13485.58

LTE band 41, 15MHz Bandwidth, QPSK (99% BW)

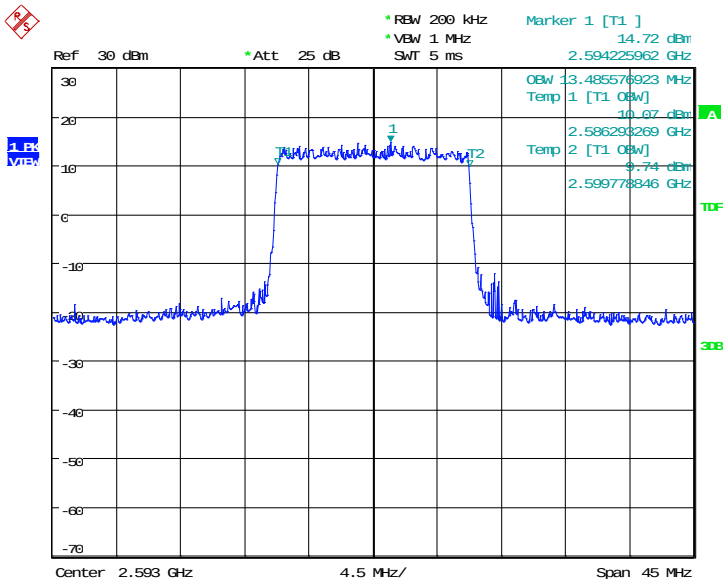

Date: 24.MAR.2019 18:45:48

LTE band 41, 15MHz Bandwidth, 16QAM (99% BW)

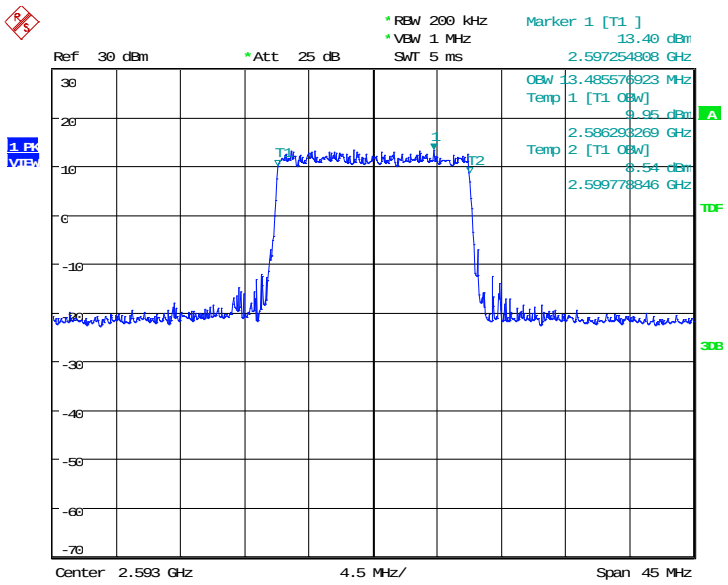

Date: 24.MAR.2019 18:46:02

©Copyright. All rights reserved by SAICT.

LTE band 41, 20MHz (99% BW)

Frequency(MHz)	Occupied Bandwidth (99% BW)(kHz)	
2593.0	QPSK	16QAM
	17980.77	17980.77

LTE band 41, 20MHz Bandwidth, QPSK (99% BW)

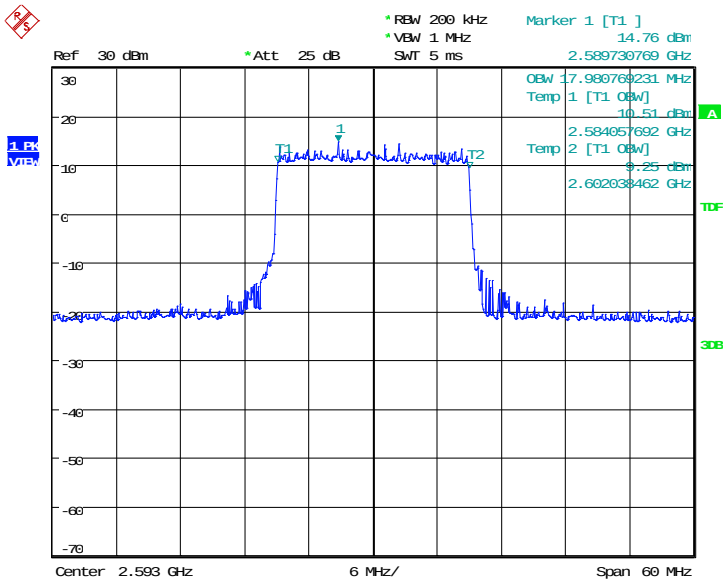

Date: 24.MAR.2019 18:48:57

LTE band 41, 20MHz Bandwidth, 16QAM (99% BW)

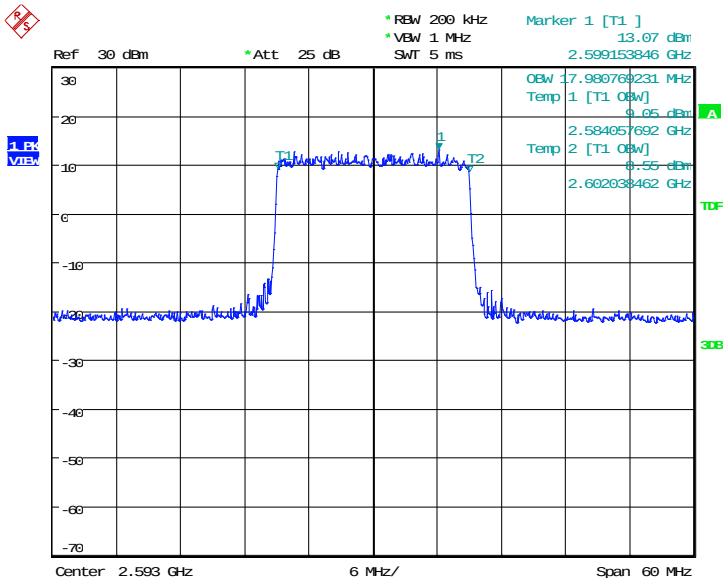

Date: 24.MAR.2019 18:49:11

Note: Expanded measurement uncertainty is U = 3428 Hz, k = 2

©Copyright. All rights reserved by SAICT.

HPUE

LTE band 41, 5MHz (99% BW)

Frequency(MHz)	Occupied Bandwidth (99% BW)(kHz)	
2593.0	QPSK	16QAM
	4471.15	4471.15

LTE band 41, 5MHz Bandwidth, QPSK (99% BW)

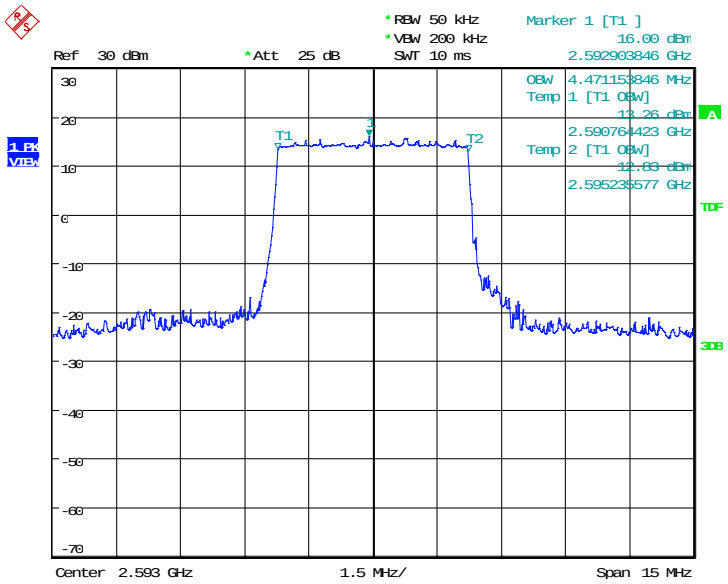

Date: 15.MAY.2019 06:42:01

LTE band 41, 5MHz Bandwidth,16QAM (99% BW)

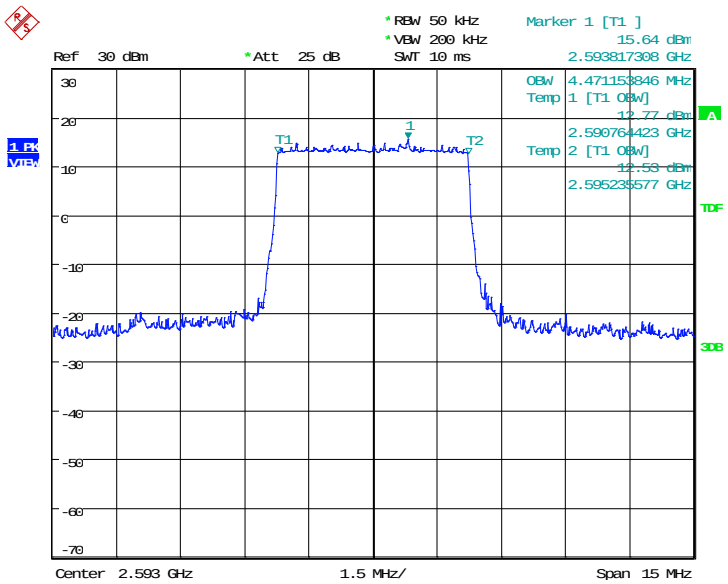

Date: 15.MAY.2019 06:42:49

©Copyright. All rights reserved by SAICT.

LTE band 41, 10MHz (99% BW)

Frequency(MHz)	Occupied Bandwidth (99% BW)(kHz)	
2593.0	QPSK	16QAM
	8942.31	8990.38

LTE band 41, 10MHz Bandwidth, QPSK (99% BW)

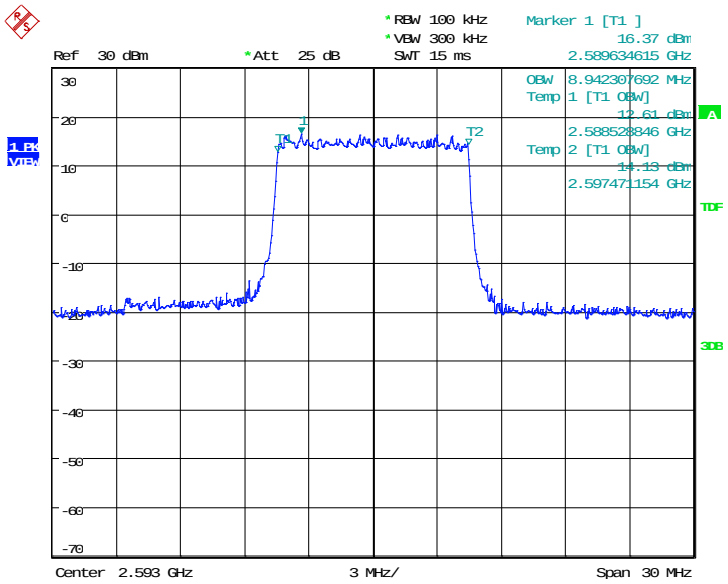

Date: 15.MAY.2019 06:48:51

LTE band 41, 10MHz Bandwidth, 16QAM (99% BW)

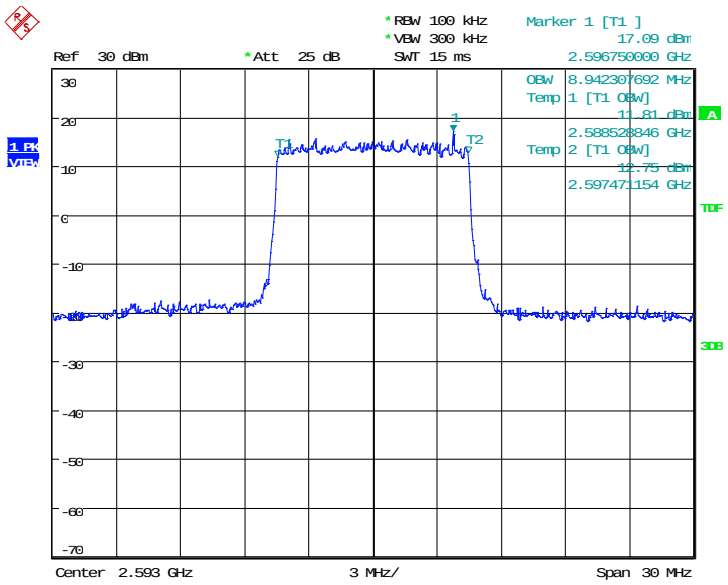

Date: 15.MAY.2019 06:47:43

©Copyright. All rights reserved by SAICT.

LTE band 41, 15MHz (99% BW)

Frequency(MHz)	Occupied Bandwidth (99% BW)(kHz)	
2593.0	QPSK	16QAM
	13485.58	13557.69

LTE band 41, 15MHz Bandwidth, QPSK (99% BW)

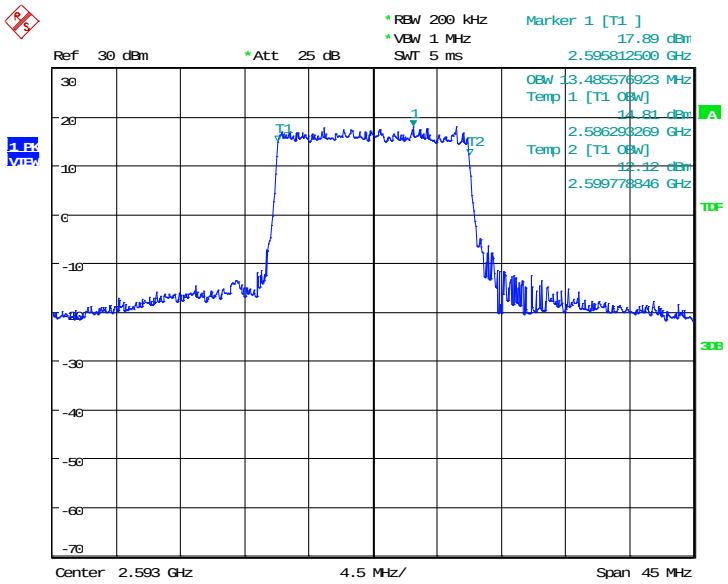

Date: 15.MAY.2019 06:50:01

LTE band 41, 15MHz Bandwidth, 16QAM (99% BW)

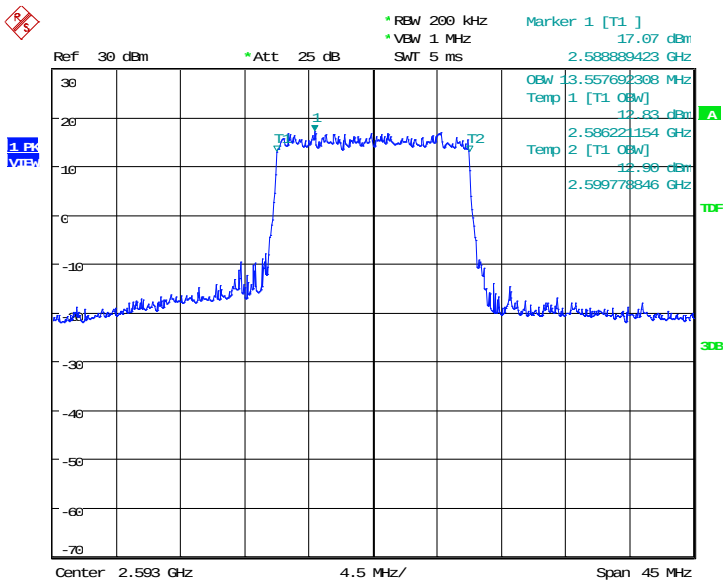

Date: 15.MAY.2019 06:50:38

©Copyright. All rights reserved by SAICT.

LTE band 41, 20MHz (99% BW)

Frequency(MHz)	Occupied Bandwidth (99% BW)(kHz)	
2593.0	QPSK	16QAM
	17884.62	17884.62

LTE band 41, 20MHz Bandwidth, QPSK (99% BW)

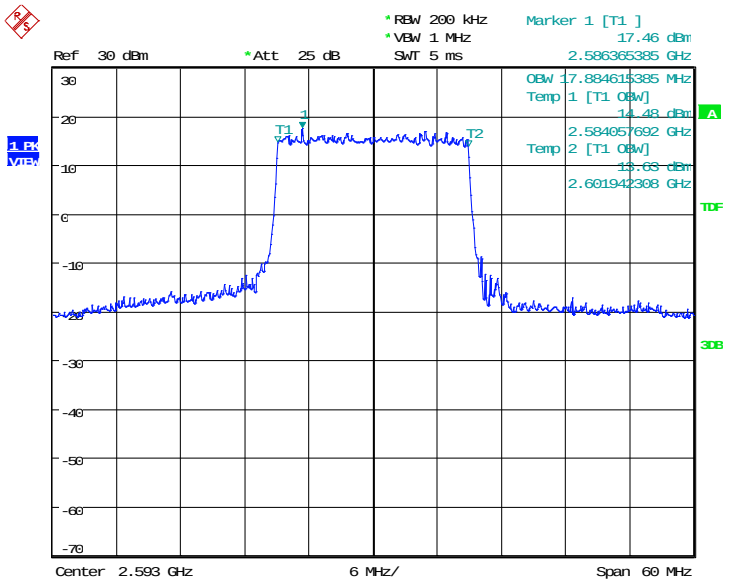

Date: 15.MAY.2019 06:56:04

LTE band 41, 20MHz Bandwidth, 16QAM (99% BW)

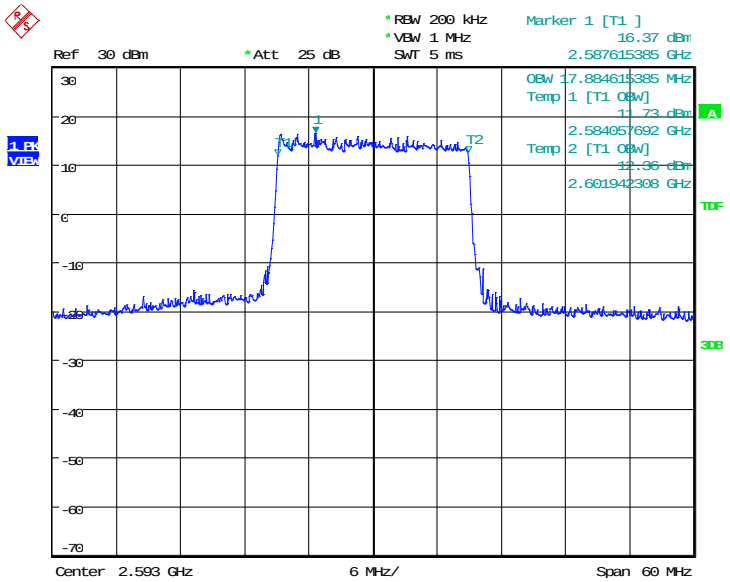

Date: 15.MAY.2019 06:54:57

Note: Expanded measurement uncertainty is U = 3428 Hz, k = 2

©Copyright. All rights reserved by SAICT.

LTE band 66, 1.4MHz (99% BW)

Frequency(MHz)	Occupied Bandwidth (99% BW)(kHz)	
1745.0	QPSK	16QAM
	1089.74	1105.77

LTE band 66, 1.4MHz Bandwidth, QPSK (99% BW)

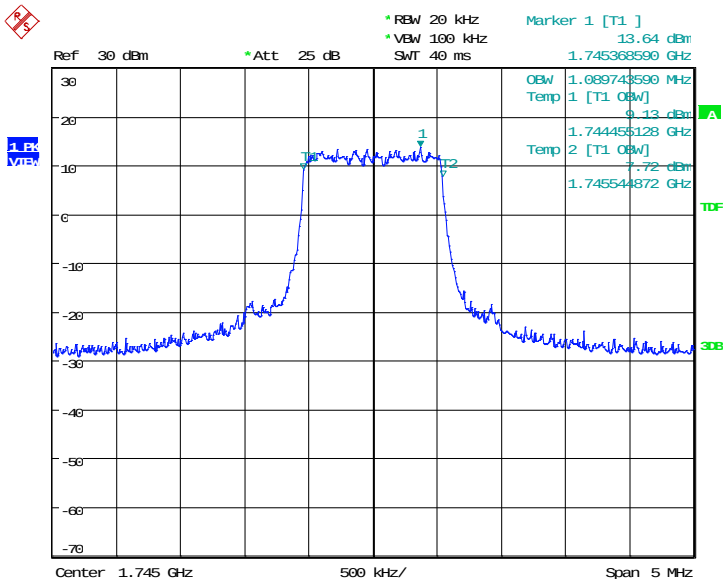

Date: 24.MAR.2019 21:20:36

LTE band 66, 1.4MHz Bandwidth, 16QAM (99% BW)

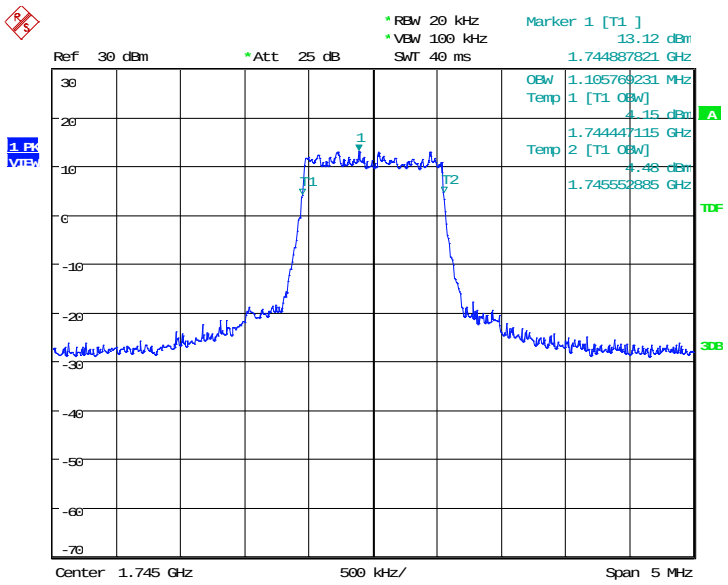

Date: 24.MAR.2019 21:20:49

©Copyright. All rights reserved by SAICT.

LTE band 66, 3MHz (99% BW)

Frequency(MHz)	Occupied Bandwidth (99% BW)(kHz)	
1745.0	QPSK	16QAM
	2708.33	2692.31

LTE band 66, 3MHz Bandwidth, QPSK (99% BW)

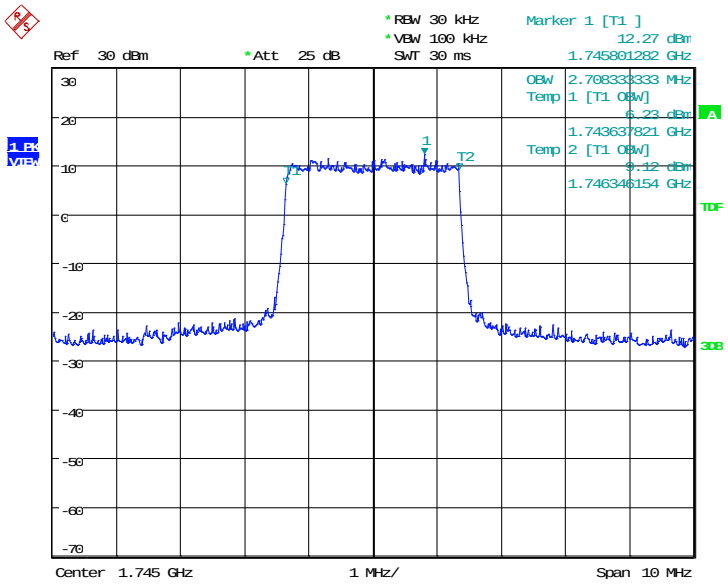

Date: 24.MAR.2019 21:23:44

LTE band 66, 3MHz Bandwidth, 16QAM (99% BW)

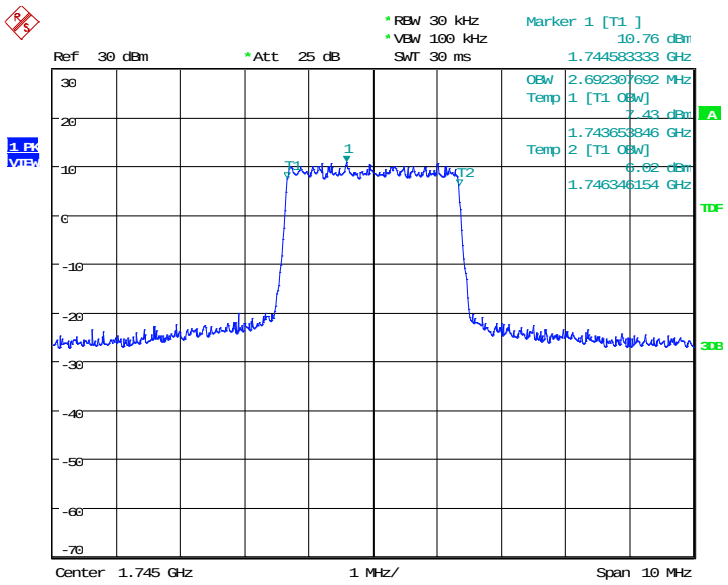

Date: 24.MAR.2019 21:23:58

©Copyright. All rights reserved by SAICT.

LTE band 66, 5MHz (99% BW)

Frequency(MHz)	Occupied Bandwidth (99% BW)(kHz)	
1745.0	QPSK	16QAM
	4519.23	4471.15

LTE band 66, 5MHz Bandwidth, QPSK (99% BW)

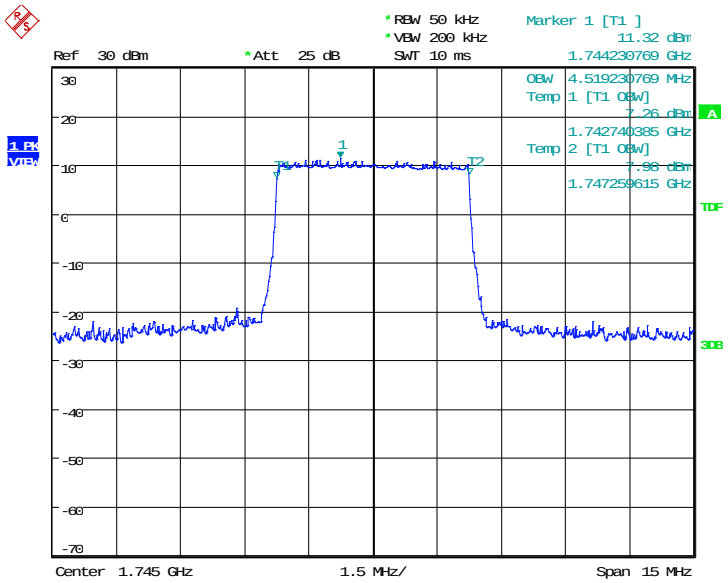

Date: 24.MAR.2019 21:26:53

LTE band 66, 5MHz Bandwidth,16QAM (99% BW)

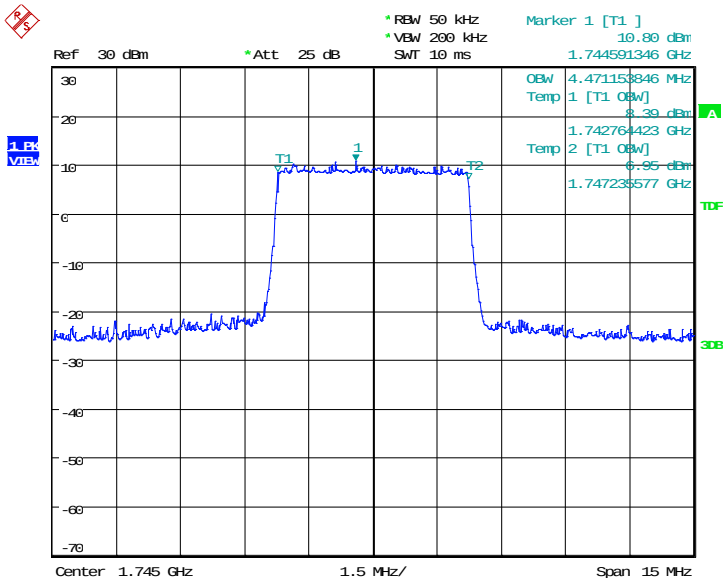

Date: 24.MAR.2019 21:27:07

©Copyright. All rights reserved by SAICT.

LTE band 66, 10MHz (99% BW)

Frequency(MHz)	Occupied Bandwidth (99% BW)(kHz)	
1745.0	QPSK	16QAM
	8990.38	8990.38

LTE band 66, 10MHz Bandwidth, QPSK (99% BW)

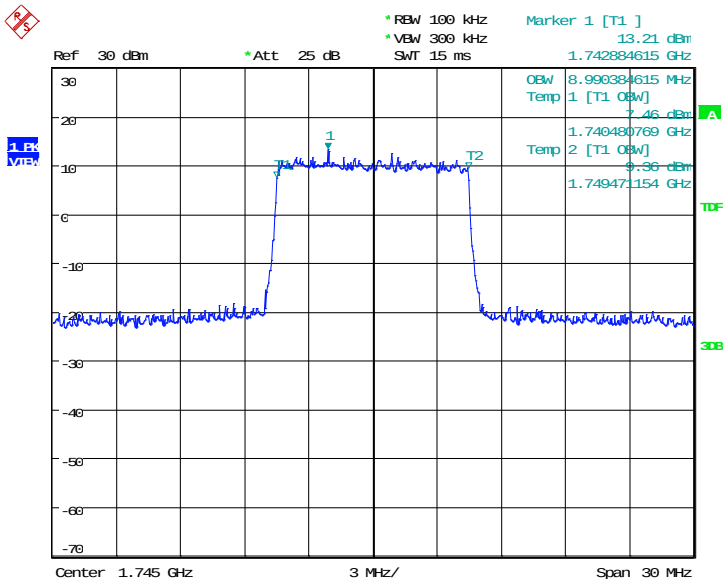

Date: 24.MAR.2019 21:30:02

LTE band 66, 10MHz Bandwidth, 16QAM (99% BW)

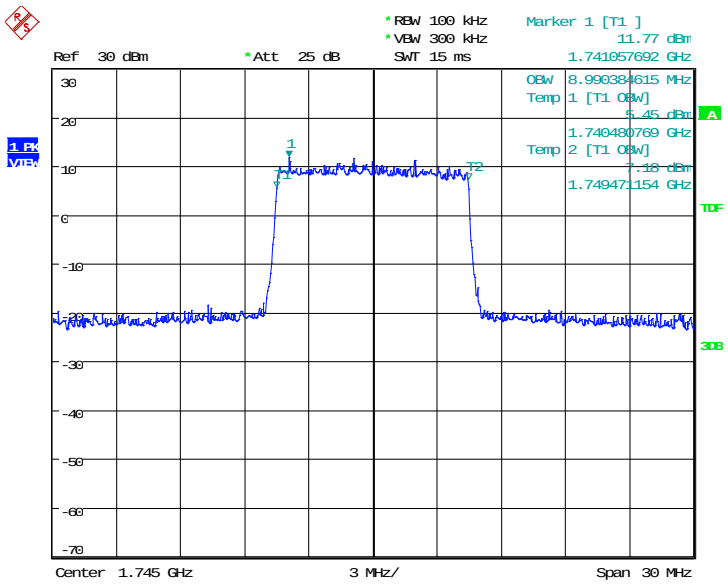

Date: 24.MAR.2019 21:30:16

©Copyright. All rights reserved by SAICT.

LTE band 66, 15MHz (99% BW)

Frequency(MHz)	Occupied Bandwidth (99% BW)(kHz)	
1745.0	QPSK	16QAM
	13485.58	13557.69

LTE band 66, 15MHz Bandwidth, QPSK (99% BW)

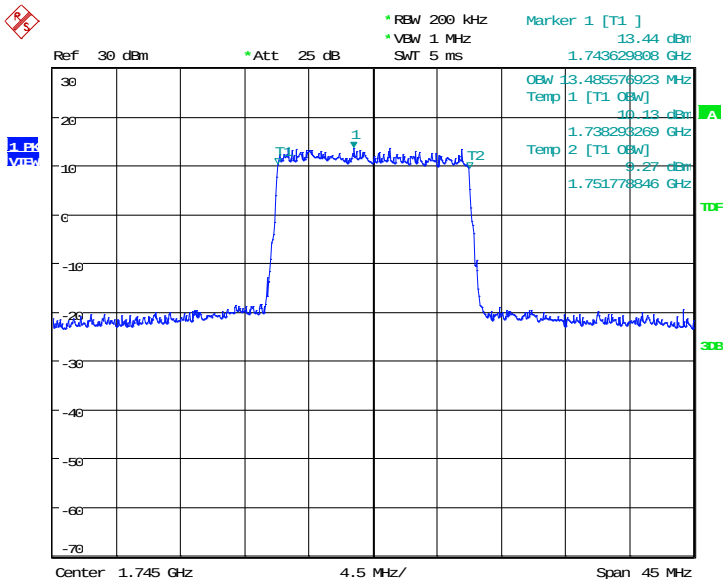

Date: 24.MAR.2019 21:33:11

LTE band 66, 15MHz Bandwidth, 16QAM (99% BW)

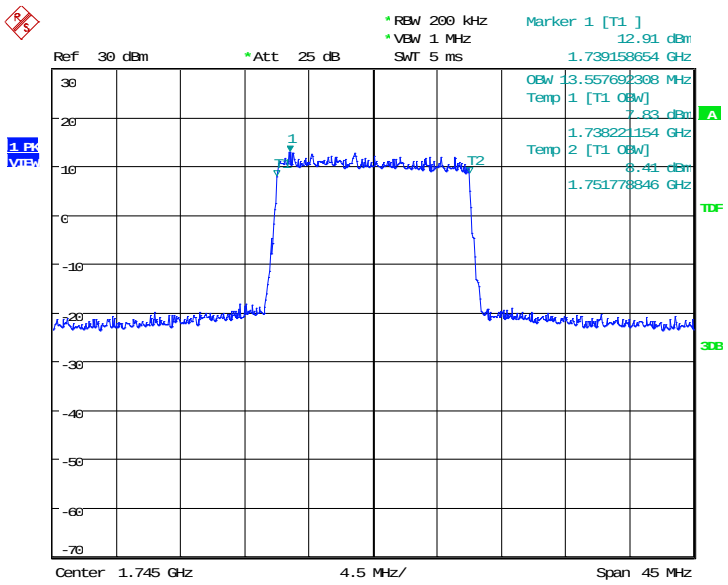

Date: 24.MAR.2019 21:33:25

©Copyright. All rights reserved by SAICT.

LTE band 66, 20MHz (99% BW)

Frequency(MHz)	Occupied Bandwidth (99% BW)(kHz)	
1745.0	QPSK	16QAM
	17980.77	17980.77

LTE band 66, 20MHz Bandwidth, QPSK (99% BW)

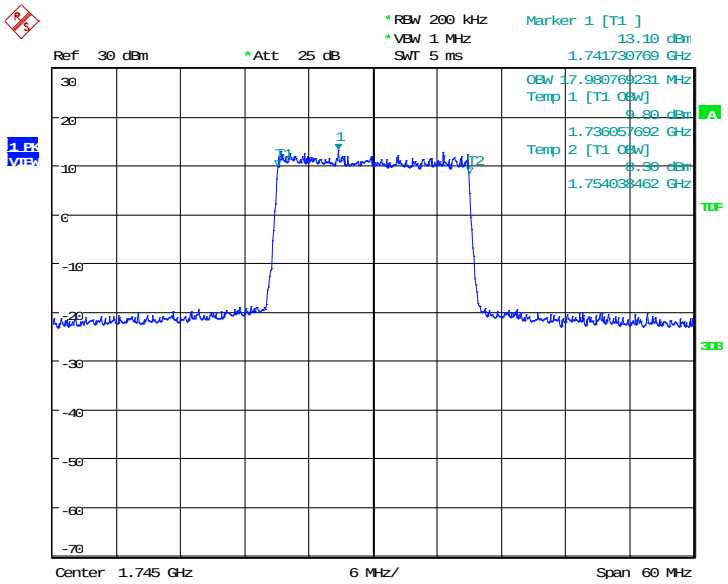

Date: 24.MAR.2019 21:36:51

LTE band 66, 20MHz Bandwidth, 16QAM (99% BW)

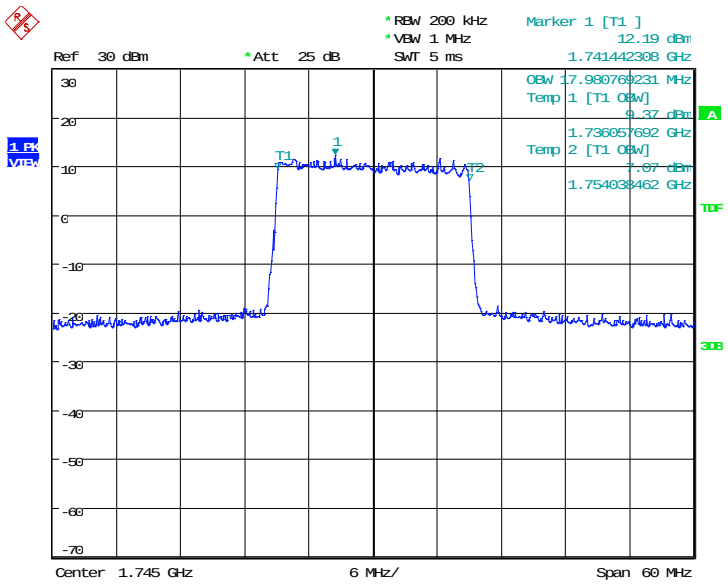

Date: 24.MAR.2019 21:37:04

Note: Expanded measurement uncertainty is U = 3428Hz, k = 2

©Copyright. All rights reserved by SAICT.

LTE band 71, 5MHz (99% BW)

Frequency(MHz)	Occupied Bandwidth (99% BW)(kHz)	
680.5	QPSK	16QAM
	4471.15	4495.19

LTE band 71, 5MHz Bandwidth, QPSK (99% BW)

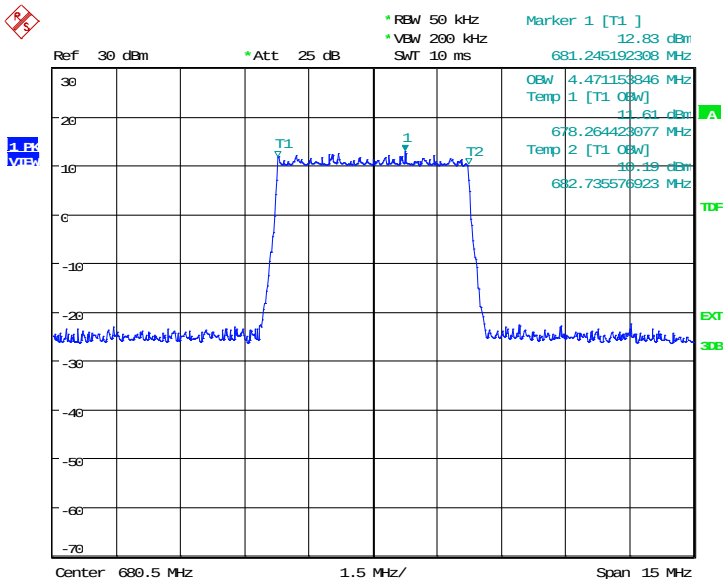

Date: 25.MAR.2019 06:51:26

LTE band 71, 5MHz Bandwidth,16QAM (99% BW)

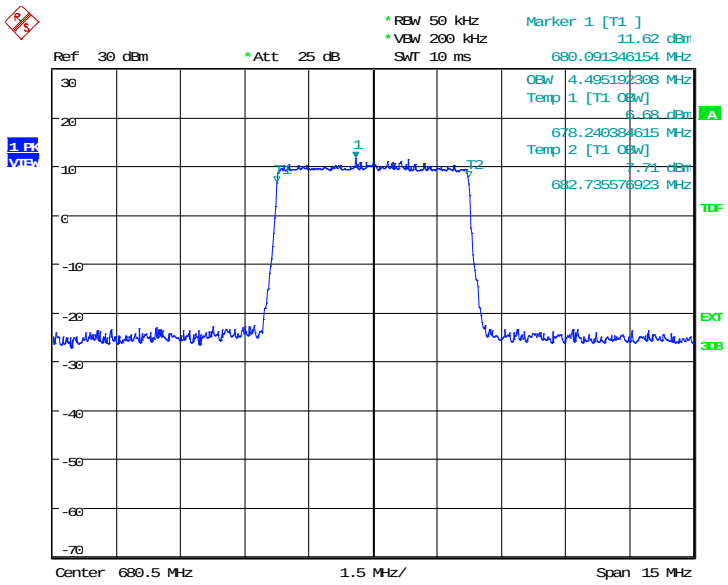

Date: 25.MAR.2019 06:51:55

©Copyright. All rights reserved by SAICT.

LTE band 71, 10MHz (99% BW)

Frequency(MHz)	Occupied Bandwidth (99% BW)(kHz)	
680.5	QPSK	16QAM
	8990.38	8942.31

LTE band 71, 10MHz Bandwidth, QPSK (99% BW)

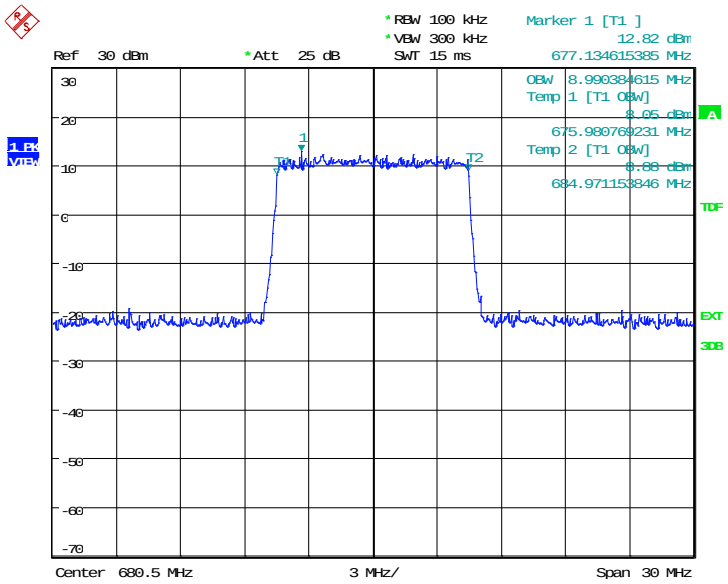

Date: 25.MAR.2019 06:55:30

LTE band 71, 10MHz Bandwidth, 16QAM (99% BW)

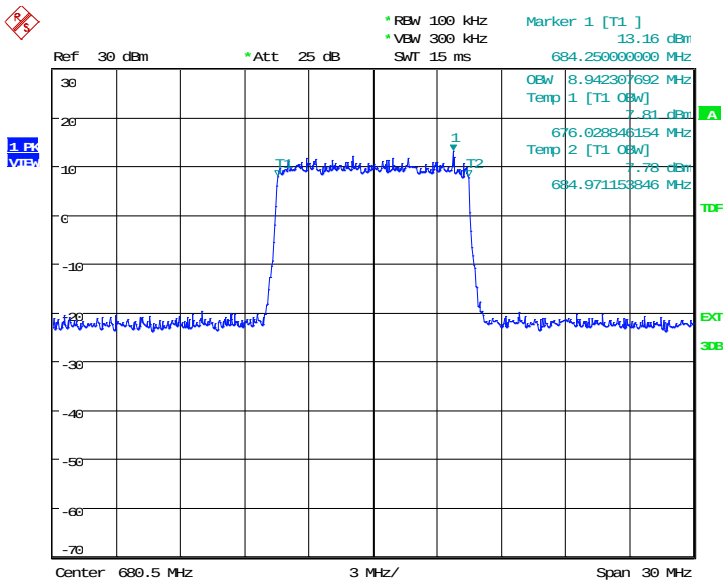

Date: 25.MAR.2019 06:55:01

©Copyright. All rights reserved by SAICT.

LTE band 71, 15MHz (99% BW)

Frequency(MHz)	Occupied Bandwidth (99% BW)(kHz)	
680.5	QPSK	16QAM
	13485.58	13485.58

LTE band 71, 15MHz Bandwidth, QPSK (99% BW)

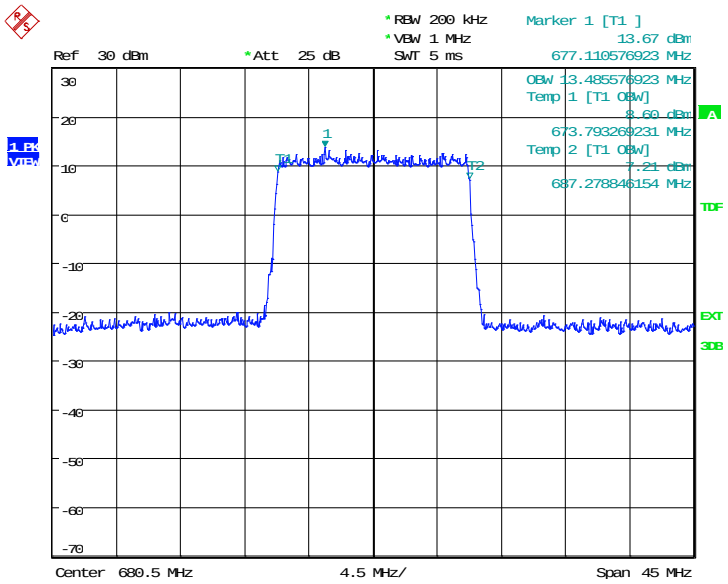

Date: 25.MAR.2019 06:56:27

LTE band 71, 15MHz Bandwidth, 16QAM (99% BW)

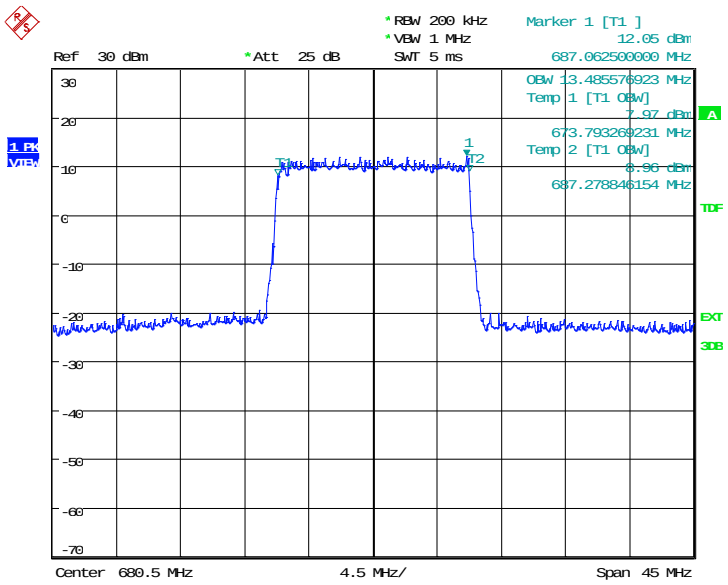

Date: 25.MAR.2019 06:56:56

©Copyright. All rights reserved by SAICT.

LTE band 71, 20MHz (99% BW)

Frequency(MHz)	Occupied Bandwidth (99% BW)(kHz)	
683.0	QPSK	16QAM
	17980.77	17980.77

LTE band 71, 20MHz Bandwidth, QPSK (99% BW)

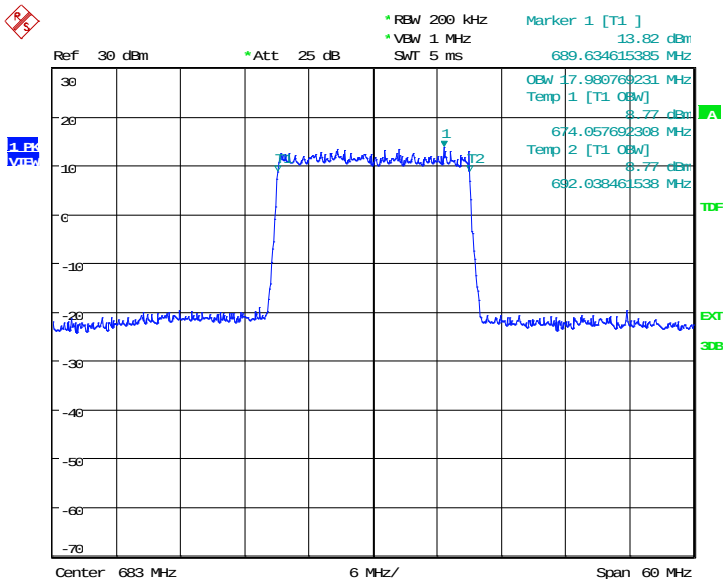

Date: 25.MAR.2019 07:01:34

LTE band 71, 20MHz Bandwidth, 16QAM (99% BW)

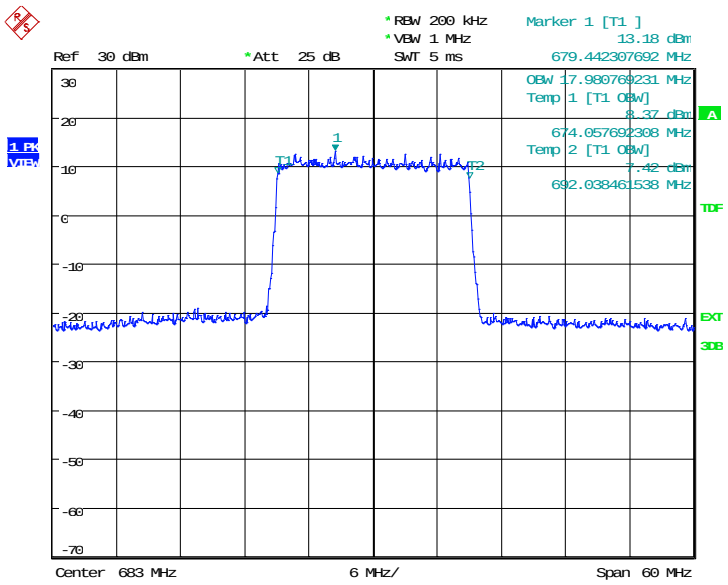

Date: 25.MAR.2019 07:01:01

Note: Expanded measurement uncertainty is U = 3428Hz, k = 2

©Copyright. All rights reserved by SAICT.