TR-4-E-009 Radiated Emission Test Result

Test Date:	2024-12-17	**Tested By**:	Zhong Nan
EUT:	Desktop DAC and Headphone Amplifier	**Model Number**:	F4161K
Test Mode:	TX 11A 5320 MHz Mode	**Power Supply**:	AC 120/60Hz
Condition:	Temp:23.3°C;Humi:59.4%	**Test Site**:	DDT 3# Chamber
File Path:	d:\ts\2024 report data\Q24110729-1E\FCC ABOVE1G 5GWIFI\3		
Memo:			

Test Graph

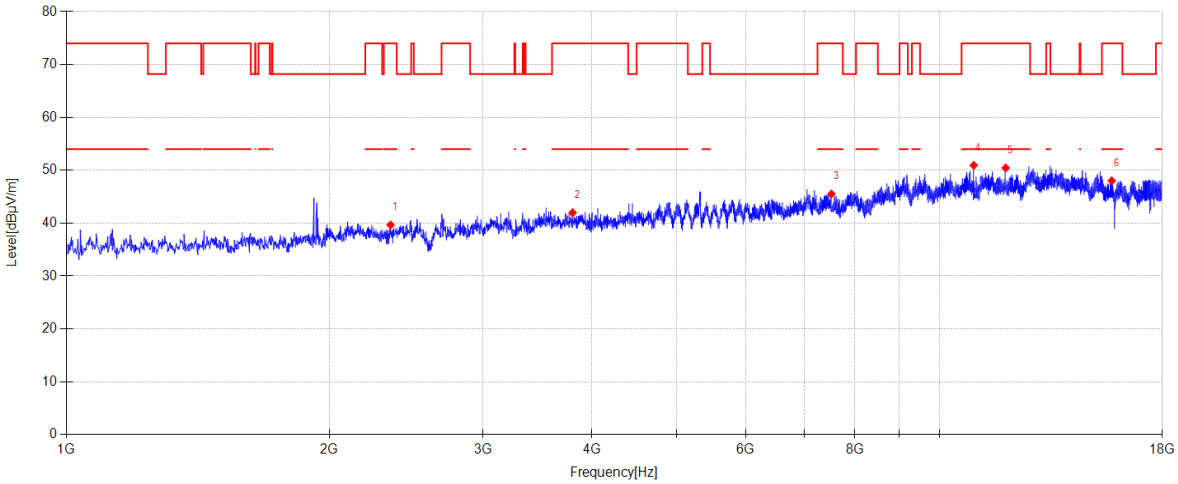

Data List										
NO.	**Freq. [MHz]**	**Reading [dBµV/m]**	**Antenna Factor [dB]**	**Cable loss [dB]**	**AMP [dB]**	**Level [dBµV/m]**	**Limit [dBµV/m]**	**Margin [dB]**	**Detector**	**Polarity**
1	2351.500	46.36	27.11	4.81	-38.62	39.66	74.00	34.34	PK	Horizontal
2	3799.900	45.82	30.70	5.08	-39.63	41.97	74.00	32.03	PK	Horizontal
3	7519.500	42.87	36.46	6.72	-40.53	45.52	74.00	28.48	PK	Horizontal
4	10946.700	42.58	39.30	8.10	-39.03	50.95	74.00	23.05	PK	Horizontal
5	11905.500	42.74	38.92	8.70	-39.91	50.45	74.00	23.55	PK	Horizontal
6	15752.600	39.06	38.39	9.98	-39.40	48.03	74.00	25.97	PK	Horizontal

Note:
1. Level = Reading + Cable loss + Antenna Factor + AMP
2. If Peak Result complies with AV limit, AV Result is deemed to comply with AV limit.
3. Test setup: RBW: 1 MHz, VBW: 3 MHz, Sweep time: auto.

TR-4-E-009 Radiated Emission Test Result

Test Date:	2024-12-17	**Tested By**:	Zhong Nan
EUT:	Desktop DAC and Headphone Amplifier	**Model Number**:	F4161K
Test Mode:	TX 11A 5320 MHz Mode	**Power Supply**:	AC 120/60Hz
Condition:	Temp:23.3°C;Humi:59.4%	**Test Site**:	DDT 3# Chamber
File Path:	d:\ts\2024 report data\Q24110729-1E\FCC ABOVE1G 5GWIFI\4		
Memo:			

Test Graph

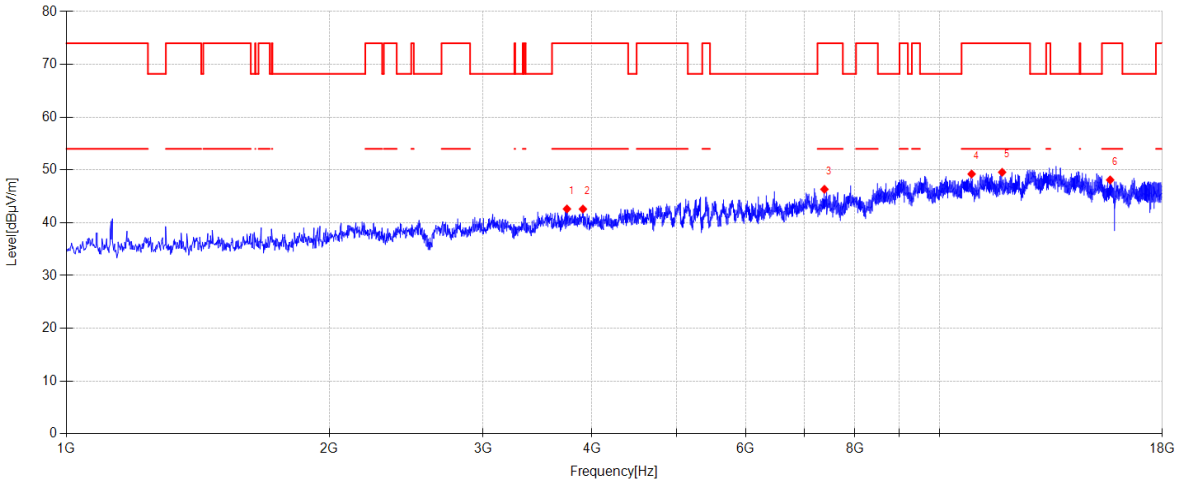

Data List										
NO.	**Freq. [MHz]**	**Reading [dBµV/m]**	**Antenna Factor [dB]**	**Cable loss [dB]**	**AMP [dB]**	**Level [dBµV/m]**	**Limit [dBµV/m]**	**Margin [dB]**	**Detector**	**Polarity**
1	3743.800	46.65	30.49	5.09	-39.62	42.61	74.00	31.39	PK	Vertical
2	3905.300	45.99	31.19	5.07	-39.66	42.59	74.00	31.41	PK	Vertical
3	7383.500	43.61	36.73	6.64	-40.65	46.33	74.00	27.67	PK	Vertical
4	10885.500	40.92	39.31	8.07	-39.07	49.23	74.00	24.77	PK	Vertical
5	11798.400	41.83	38.90	8.63	-39.80	49.56	74.00	24.44	PK	Vertical
6	15686.300	39.06	38.51	9.94	-39.40	48.11	74.00	25.89	PK	Vertical

Note:
1. Level = Reading + Cable loss + Antenna Factor + AMP
2. If Peak Result complies with AV limit, AV Result is deemed to comply with AV limit.
3. Test setup: RBW: 1 MHz, VBW: 3 MHz, Sweep time: auto.

TR-4-E-009 Radiated Emission Test Result

Test Date:	2024-12-17	**Tested By**:	Zhong Nan
EUT:	Desktop DAC and Headphone Amplifier	**Model Number**:	F4161K
Test Mode:	TX 11A 5500 MHz Mode	**Power Supply**:	AC 120/60Hz
Condition:	Temp:23.3°C;Humi:59.4%	**Test Site**:	DDT 3# Chamber
File Path:	d:\ts\2024 report data\Q24110729-1E\FCC ABOVE1G 5GWIFI\5		
Memo:			

Test Graph

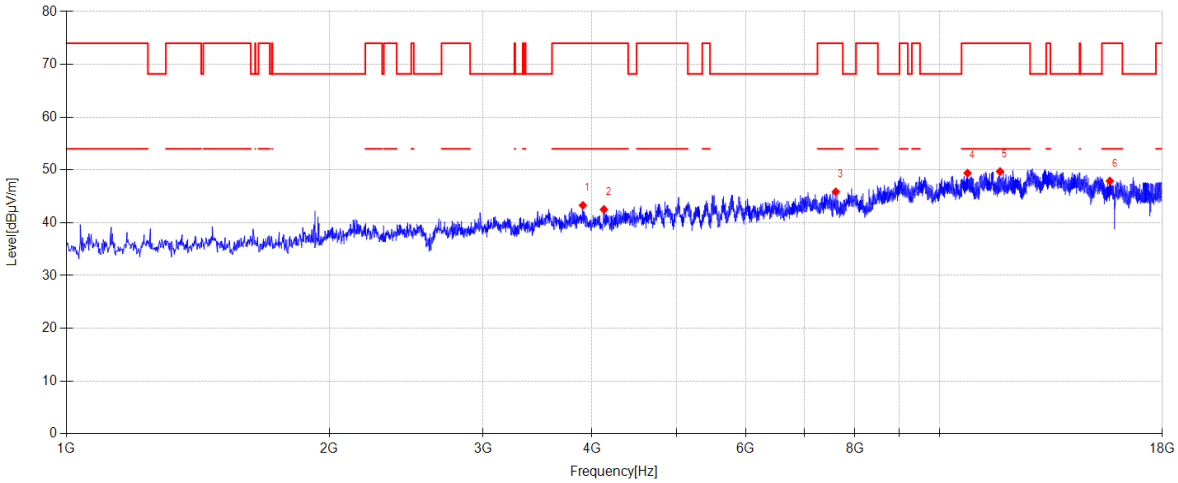

Data List										
NO.	**Freq. [MHz]**	**Reading [dBµV/m]**	**Antenna Factor [dB]**	**Cable loss [dB]**	**AMP [dB]**	**Level [dBµV/m]**	**Limit [dBµV/m]**	**Margin [dB]**	**Detector**	**Polarity**
1	3905.300	46.69	31.19	5.07	-39.66	43.29	74.00	30.71	PK	Horizontal
2	4128.000	45.89	31.16	5.13	-39.67	42.51	74.00	31.49	PK	Horizontal
3	7607.900	43.03	36.52	6.76	-40.45	45.86	74.00	28.14	PK	Horizontal
4	10769.900	41.13	39.40	8.01	-39.14	49.40	74.00	24.60	PK	Horizontal
5	11732.100	41.87	38.97	8.59	-39.73	49.70	74.00	24.30	PK	Horizontal
6	15674.400	38.85	38.53	9.93	-39.40	47.91	74.00	26.09	PK	Horizontal

Note:
1. Level = Reading + Cable loss + Antenna Factor + AMP
2. If Peak Result complies with AV limit, AV Result is deemed to comply with AV limit.
3. Test setup: RBW: 1 MHz, VBW: 3 MHz, Sweep time: auto.

TR-4-E-009 Radiated Emission Test Result

Test Date:	2024-12-17	**Tested By**:	Zhong Nan
EUT:	Desktop DAC and Headphone Amplifier	**Model Number**:	F4161K
Test Mode:	TX 11A 5500 MHz Mode	**Power Supply**:	AC 120/60Hz
Condition:	Temp:23.3°C;Humi:59.4%	**Test Site**:	DDT 3# Chamber
File Path:	d:\ts\2024 report data\Q24110729-1E\FCC ABOVE1G 5GWIFI\6		
Memo:			

Test Graph

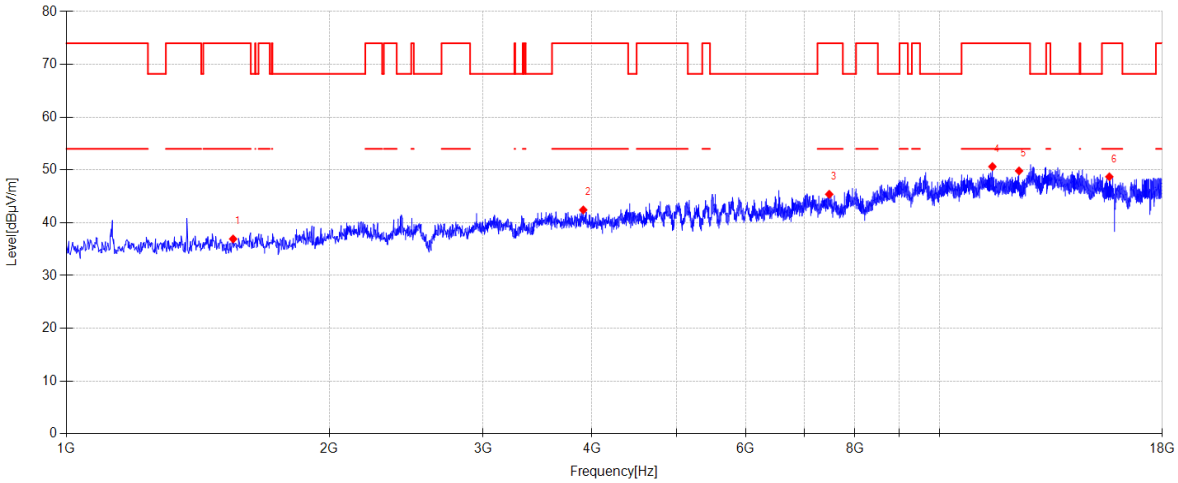

Data List										
NO.	**Freq. [MHz]**	**Reading [dBµV/m]**	**Antenna Factor [dB]**	**Cable loss [dB]**	**AMP [dB]**	**Level [dBµV/m]**	**Limit [dBµV/m]**	**Margin [dB]**	**Detector**	**Polarity**
1	1552.500	45.80	24.84	3.82	-37.54	36.92	74.00	37.08	PK	Vertical
2	3908.700	45.83	31.18	5.07	-39.66	42.42	74.00	31.58	PK	Vertical
3	7477.000	42.72	36.55	6.69	-40.57	45.39	74.00	28.61	PK	Vertical
4	11499.200	42.50	39.20	8.44	-39.50	50.64	74.00	23.36	PK	Vertical
5	12335.600	41.52	39.30	8.93	-39.93	49.82	74.00	24.18	PK	Vertical
6	15652.300	39.64	38.55	9.92	-39.40	48.71	74.00	25.29	PK	Vertical

Note:
1. Level = Reading + Cable loss + Antenna Factor + AMP
2. If Peak Result complies with AV limit, AV Result is deemed to comply with AV limit.
3. Test setup: RBW: 1 MHz, VBW: 3 MHz, Sweep time: auto.

TR-4-E-009 Radiated Emission Test Result

Test Date:	2025-01-21	**Tested By**:	Zhong Nan
EUT:	Desktop DAC and Headphone Amplifier	**Model Number**:	F4161K
Test Mode:	TX 11A 5580 MHz Mode	**Power Supply**:	AC 120/60Hz
Condition:	Temp:23.3°C;Humi:59.4%	**Test Site**:	DDT 3# Chamber
File Path:	d:\ts\2024 report data\Q24110729-1E\FCC ABOVE1G 5GWIFI\56		
Memo:			

Test Graph

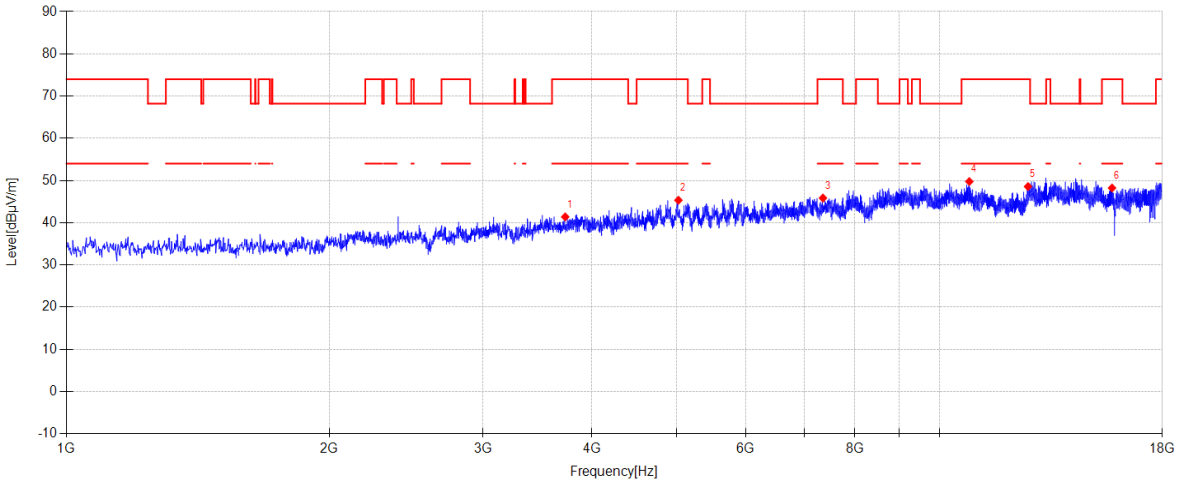

Data List										
NO.	**Freq. [MHz]**	**Reading [dBµV/m]**	**Antenna Factor [dB]**	**Cable loss [dB]**	**AMP [dB]**	**Level [dBµV/m]**	**Limit [dBµV/m]**	**Margin [dB]**	**Detector**	**Polarity**
1	3726.800	45.32	30.45	5.23	-39.61	41.39	74.00	32.61	PK	Horizontal
2	5023.900	45.17	33.25	6.51	-39.60	45.33	74.00	28.67	PK	Horizontal
3	7354.600	42.28	36.79	7.46	-40.68	45.85	74.00	28.15	PK	Horizontal
4	10819.200	41.13	39.38	8.36	-39.11	49.76	74.00	24.24	PK	Horizontal
5	12629.700	39.67	39.46	9.31	-39.87	48.57	74.00	25.43	PK	Horizontal
6	15764.500	39.13	38.37	10.13	-39.40	48.23	74.00	25.77	PK	Horizontal

Note:
1. Level = Reading + Cable loss + Antenna Factor + AMP
2. If Peak Result complies with AV limit, AV Result is deemed to comply with AV limit.
3. Test setup: RBW: 1 MHz, VBW: 3 MHz, Sweep time: auto.

TR-4-E-009 Radiated Emission Test Result

Test Date:	2025-01-21	**Tested By**:	Zhong Nan
EUT:	Desktop DAC and Headphone Amplifier	**Model Number**:	F4161K
Test Mode:	TX 11A 5580 MHz Mode	**Power Supply**:	AC 120/60Hz
Condition:	Temp:23.3°C;Humi:59.4%	**Test Site**:	DDT 3# Chamber
File Path:	d:\ts\2024 report data\Q24110729-1E\FCC ABOVE1G 5GWIFI\57		
Memo:			

Test Graph

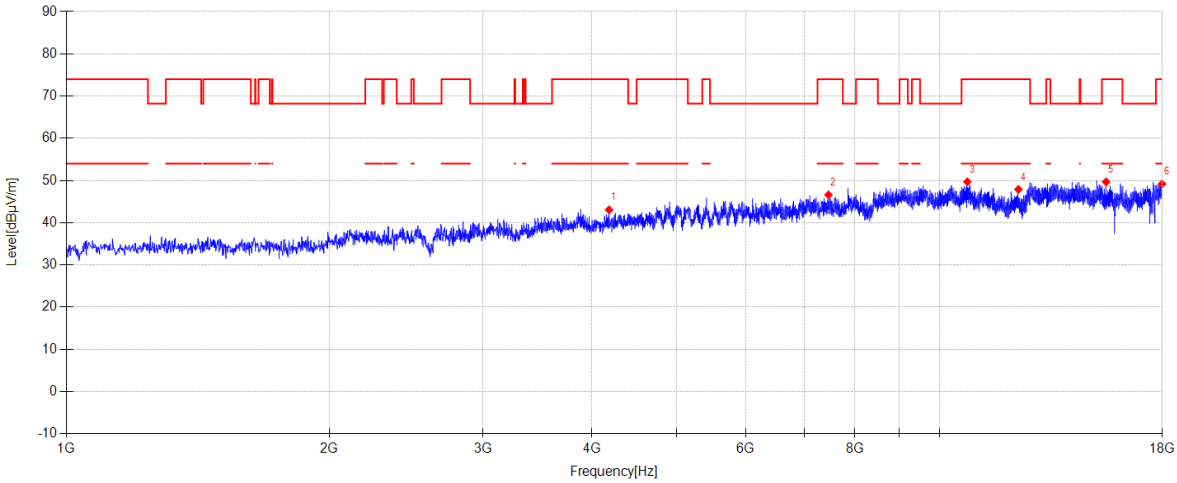

Data List										
NO.	**Freq. [MHz]**	**Reading [dBµV/m]**	**Antenna Factor [dB]**	**Cable loss [dB]**	**AMP [dB]**	**Level [dBµV/m]**	**Limit [dBµV/m]**	**Margin [dB]**	**Detector**	**Polarity**
1	4184.100	46.00	31.20	5.53	-39.67	43.06	74.00	30.94	PK	Vertical
2	7463.400	43.08	36.57	7.53	-40.58	46.60	74.00	27.40	PK	Vertical
3	10763.100	41.10	39.40	8.34	-39.14	49.70	74.00	24.30	PK	Vertical
4	12315.200	39.38	39.30	9.16	-39.94	47.90	74.00	26.10	PK	Vertical
5	15518.000	40.29	38.76	10.02	-39.40	49.67	74.00	24.33	PK	Vertical
6	17983.000	35.16	42.32	11.71	-40.00	49.19	74.00	24.81	PK	Vertical

Note:
1. Level = Reading + Cable loss + Antenna Factor + AMP
2. If Peak Result complies with AV limit, AV Result is deemed to comply with AV limit.
3. Test setup: RBW: 1 MHz, VBW: 3 MHz, Sweep time: auto.

TR-4-E-009 Radiated Emission Test Result

Test Date:	2024-12-17	**Tested By**:	Zhong Nan
EUT:	Desktop DAC and Headphone Amplifier	**Model Number**:	F4161K
Test Mode:	TX 11A 5700 MHz Mode	**Power Supply**:	AC 120/60Hz
Condition:	Temp:23.3°C;Humi:59.4%	**Test Site**:	DDT 3# Chamber
File Path:	d:\ts\2024 report data\Q24110729-1E\FCC ABOVE1G 5GWIFI\7		
Memo:			

Test Graph

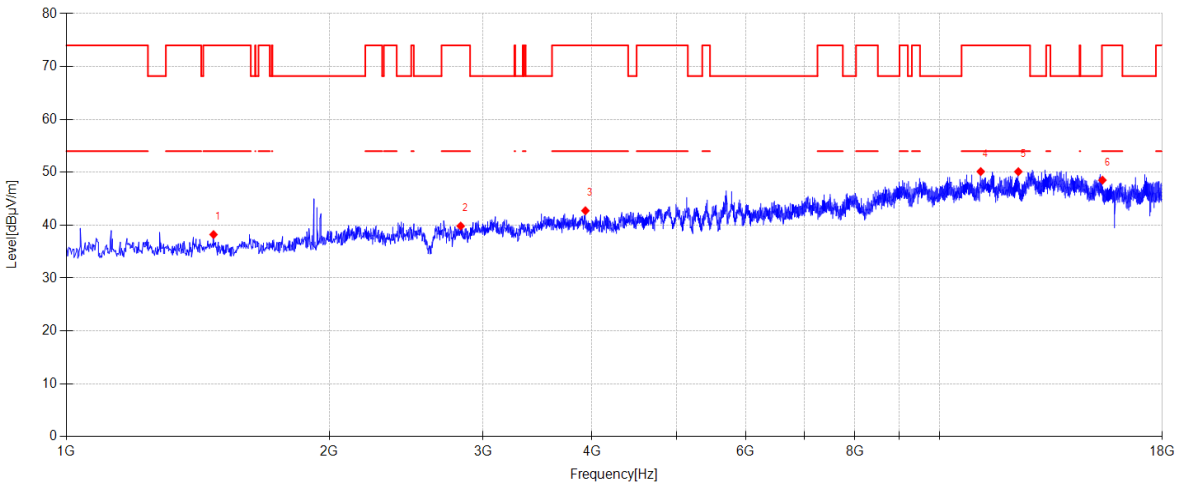

Data List										
NO.	**Freq. [MHz]**	**Reading [dBµV/m]**	**Antenna Factor [dB]**	**Cable loss [dB]**	**AMP [dB]**	**Level [dBµV/m]**	**Limit [dBµV/m]**	**Margin [dB]**	**Detector**	**Polarity**
1	1474.300	46.55	25.40	3.69	-37.42	38.22	74.00	35.78	PK	Horizontal
2	2829.200	46.31	27.63	5.11	-39.22	39.83	74.00	34.17	PK	Horizontal
3	3930.800	46.19	31.14	5.06	-39.66	42.73	74.00	31.27	PK	Horizontal
4	11149.000	41.82	39.25	8.22	-39.15	50.14	74.00	23.86	PK	Horizontal
5	12311.800	41.84	39.30	8.92	-39.94	50.12	74.00	23.88	PK	Horizontal
6	15370.100	38.94	39.24	9.73	-39.40	48.51	74.00	25.49	PK	Horizontal

Note:
1. Level = Reading + Cable loss + Antenna Factor + AMP
2. If Peak Result complies with AV limit, AV Result is deemed to comply with AV limit.
3. Test setup: RBW: 1 MHz, VBW: 3 MHz, Sweep time: auto.

TR-4-E-009 Radiated Emission Test Result

Test Date:	2024-12-17	**Tested By**:	Zhong Nan
EUT:	Desktop DAC and Headphone Amplifier	**Model Number**:	F4161K
Test Mode:	TX 11A 5700 MHz Mode	**Power Supply**:	AC 120/60Hz
Condition:	Temp:23.3°C;Humi:59.4%	**Test Site**:	DDT 3# Chamber
File Path:	d:\ts\2024 report data\Q24110729-1E\FCC ABOVE1G 5GWIFI\8		
Memo:			

Test Graph

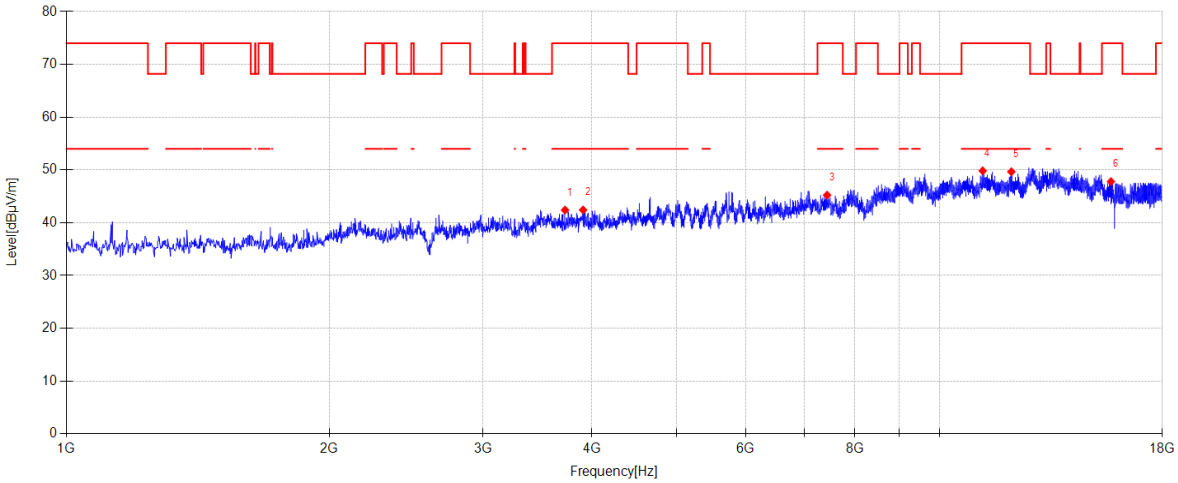

Data List										
NO.	**Freq. [MHz]**	**Reading [dBµV/m]**	**Antenna Factor [dB]**	**Cable loss [dB]**	**AMP [dB]**	**Level [dBµV/m]**	**Limit [dBµV/m]**	**Margin [dB]**	**Detector**	**Polarity**
1	3725.100	46.46	30.45	5.10	-39.61	42.40	74.00	31.60	PK	Vertical
2	3907.000	45.82	31.19	5.07	-39.66	42.42	74.00	31.58	PK	Vertical
3	7434.500	42.54	36.63	6.67	-40.61	45.23	74.00	28.77	PK	Vertical
4	11208.500	41.59	39.20	8.26	-39.21	49.84	74.00	24.16	PK	Vertical
5	12087.400	41.56	39.29	8.80	-39.98	49.67	74.00	24.33	PK	Vertical
6	15720.300	38.78	38.46	9.96	-39.40	47.80	74.00	26.20	PK	Vertical

Note:
1. Level = Reading + Cable loss + Antenna Factor + AMP
2. If Peak Result complies with AV limit, AV Result is deemed to comply with AV limit.
3. Test setup: RBW: 1 MHz, VBW: 3 MHz, Sweep time: auto.

TR-4-E-009 Radiated Emission Test Result

Test Date:	2024-12-17	**Tested By**:	Zhong Nan
EUT:	Desktop DAC and Headphone Amplifier	**Model Number**:	F4161K
Test Mode:	TX 11A 5745 MHz Mode	**Power Supply**:	AC 120/60Hz
Condition:	Temp:23.3°C;Humi:59.4%	**Test Site**:	DDT 3# Chamber
File Path:	d:\ts\2024 report data\Q24110729-1E\MASK\19		
Memo:			

Test Graph

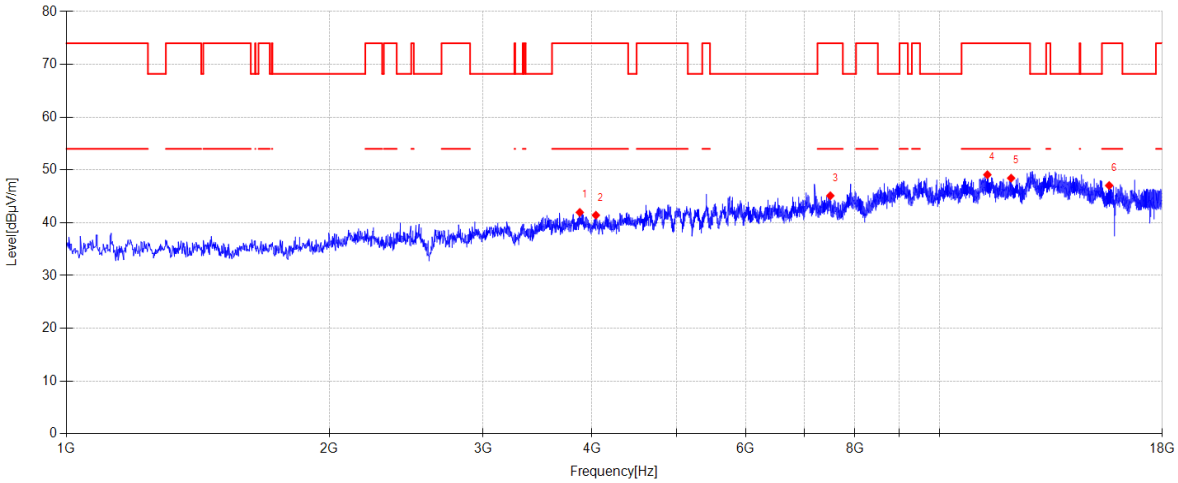

Data List										
NO.	**Freq. [MHz]**	**Reading [dBµV/m]**	**Antenna Factor [dB]**	**Cable loss [dB]**	**AMP [dB]**	**Level [dBµV/m]**	**Limit [dBµV/m]**	**Margin [dB]**	**Detector**	**Polarity**
1	3873.000	46.13	31.04	4.44	-39.65	41.96	74.00	32.04	PK	Horizontal
2	4041.300	45.57	30.98	4.55	-39.68	41.42	74.00	32.58	PK	Horizontal
3	7499.100	42.90	36.50	6.26	-40.55	45.11	74.00	28.89	PK	Horizontal
4	11346.200	41.60	39.25	7.59	-39.35	49.09	74.00	24.91	PK	Horizontal
5	12080.600	41.12	39.28	8.02	-39.98	48.44	74.00	25.56	PK	Horizontal
6	15645.500	39.09	38.55	8.80	-39.40	47.04	74.00	26.96	PK	Horizontal

Note:
1. Level = Reading + Cable loss + Antenna Factor + AMP
2. If Peak Result complies with AV limit, AV Result is deemed to comply with AV limit.
3. Test setup: RBW: 1 MHz, VBW: 3 MHz, Sweep time: auto.

TR-4-E-009 Radiated Emission Test Result

Test Date:	2024-12-17	**Tested By**:	Zhong Nan
EUT:	Desktop DAC and Headphone Amplifier	**Model Number**:	F4161K
Test Mode:	TX 11A 5745 MHz Mode	**Power Supply**:	AC 120/60Hz
Condition:	Temp:23.3°C;Humi:59.4%	**Test Site**:	DDT 3# Chamber
File Path:	d:\ts\2024 report data\Q24110729-1E\MASK\20		
Memo:			

Test Graph

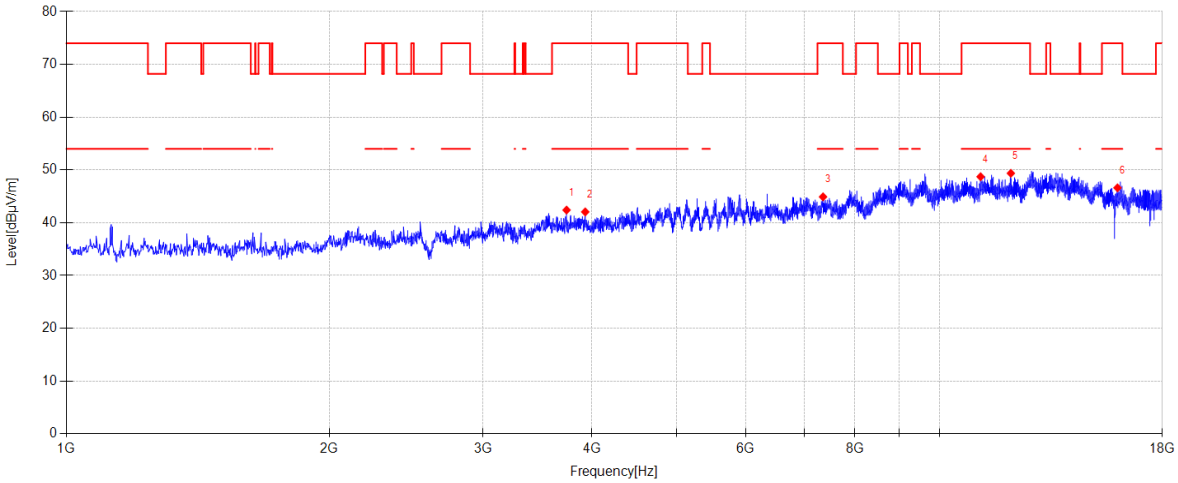

Data List										
NO.	**Freq. [MHz]**	**Reading [dBµV/m]**	**Antenna Factor [dB]**	**Cable loss [dB]**	**AMP [dB]**	**Level [dBµV/m]**	**Limit [dBµV/m]**	**Margin [dB]**	**Detector**	**Polarity**
1	3740.400	47.18	30.48	4.36	-39.62	42.40	74.00	31.60	PK	Vertical
2	3929.100	46.09	31.14	4.48	-39.66	42.05	74.00	31.95	PK	Vertical
3	7356.300	42.63	36.79	6.16	-40.68	44.90	74.00	29.10	PK	Vertical
4	11147.300	41.15	39.25	7.47	-39.15	48.72	74.00	25.28	PK	Vertical
5	12072.100	42.07	39.27	8.02	-39.99	49.37	74.00	24.63	PK	Vertical
6	15992.300	39.08	38.01	8.92	-39.40	46.61	74.00	27.39	PK	Vertical

Note:
1. Level = Reading + Cable loss + Antenna Factor + AMP
2. If Peak Result complies with AV limit, AV Result is deemed to comply with AV limit.
3. Test setup: RBW: 1 MHz, VBW: 3 MHz, Sweep time: auto.

TR-4-E-009 Radiated Emission Test Result

Test Date:	2024-12-17	**Tested By**:	Zhong Nan
EUT:	Desktop DAC and Headphone Amplifier	**Model Number**:	F4161K
Test Mode:	TX 11A 5785 MHz Mode	**Power Supply**:	AC 120/60Hz
Condition:	Temp:23.3°C;Humi:59.4%	**Test Site**:	DDT 3# Chamber
File Path:	d:\ts\2024 report data\Q24110729-1E\MASK\21		
Memo:			

Test Graph

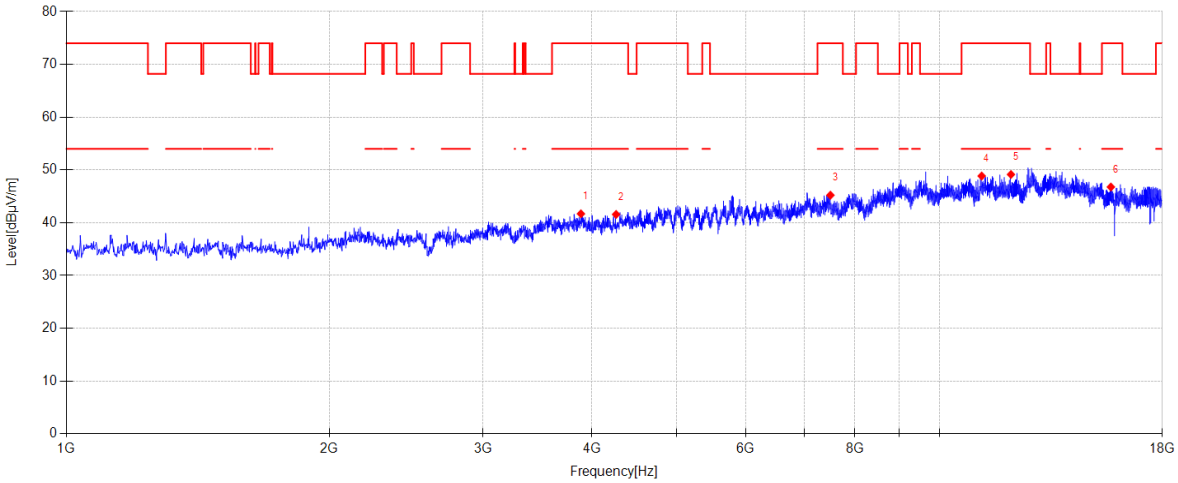

Data List										
NO.	**Freq. [MHz]**	**Reading [dBµV/m]**	**Antenna Factor [dB]**	**Cable loss [dB]**	**AMP [dB]**	**Level [dBµV/m]**	**Limit [dBµV/m]**	**Margin [dB]**	**Detector**	**Polarity**
1	3884.900	45.78	31.11	4.45	-39.65	41.69	74.00	32.31	PK	Horizontal
2	4262.300	45.10	31.45	4.69	-39.66	41.58	74.00	32.42	PK	Horizontal
3	7500.800	43.01	36.50	6.26	-40.55	45.22	74.00	28.78	PK	Horizontal
4	11177.900	41.32	39.22	7.49	-39.18	48.85	74.00	25.15	PK	Horizontal
5	12075.500	41.83	39.28	8.02	-39.98	49.15	74.00	24.85	PK	Horizontal
6	15716.900	38.88	38.47	8.82	-39.40	46.77	74.00	27.23	PK	Horizontal

Note:
1. Level = Reading + Cable loss + Antenna Factor + AMP
2. If Peak Result complies with AV limit, AV Result is deemed to comply with AV limit.
3. Test setup: RBW: 1 MHz, VBW: 3 MHz, Sweep time: auto.

TR-4-E-009 Radiated Emission Test Result

Test Date:	2024-12-17	**Tested By**:	Zhong Nan
EUT:	Desktop DAC and Headphone Amplifier	**Model Number**:	F4161K
Test Mode:	TX 11A 5785 MHz Mode	**Power Supply**:	AC 120/60Hz
Condition:	Temp:23.3°C;Humi:59.4%	**Test Site**:	DDT 3# Chamber
File Path:	d:\ts\2024 report data\Q24110729-1E\MASK\22		
Memo:			

Test Graph

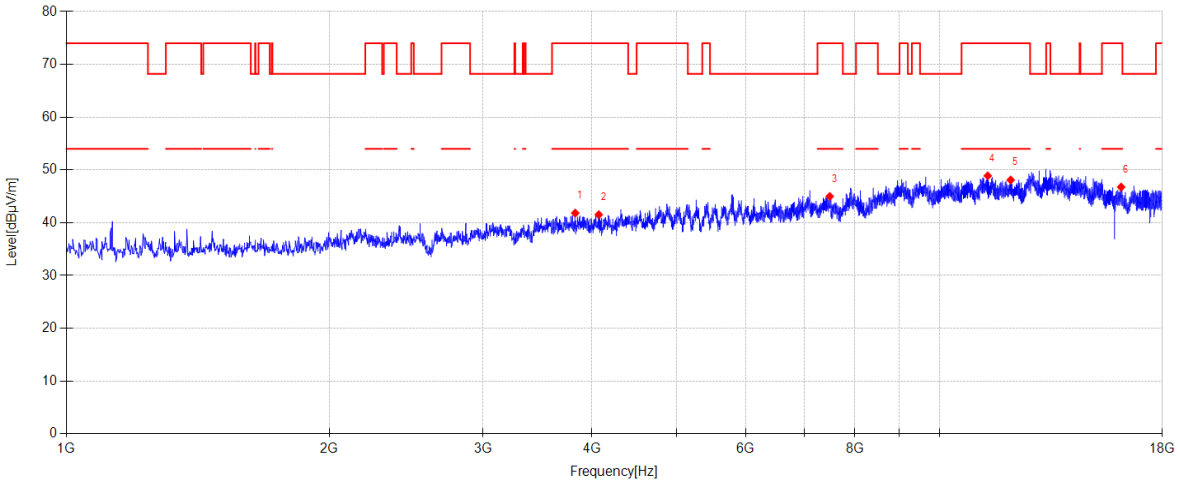

Data List										
NO.	**Freq. [MHz]**	**Reading [dBµV/m]**	**Antenna Factor [dB]**	**Cable loss [dB]**	**AMP [dB]**	**Level [dBµV/m]**	**Limit [dBµV/m]**	**Margin [dB]**	**Detector**	**Polarity**
1	3827.100	46.25	30.81	4.41	-39.64	41.83	74.00	32.17	PK	Vertical
2	4071.900	45.59	31.04	4.57	-39.67	41.53	74.00	32.47	PK	Vertical
3	7487.200	42.76	36.53	6.25	-40.56	44.98	74.00	29.02	PK	Vertical
4	11358.100	41.39	39.26	7.60	-39.36	48.89	74.00	25.11	PK	Vertical
5	12065.300	40.80	39.27	8.02	-39.99	48.10	74.00	25.90	PK	Vertical
6	16145.300	39.43	37.85	8.98	-39.50	46.76	74.00	27.24	PK	Vertical

Note:
1. Level = Reading + Cable loss + Antenna Factor + AMP
2. If Peak Result complies with AV limit, AV Result is deemed to comply with AV limit.
3. Test setup: RBW: 1 MHz, VBW: 3 MHz, Sweep time: auto.

TR-4-E-009 Radiated Emission Test Result

Test Date:	2024-12-17	**Tested By**:	Zhong Nan
EUT:	Desktop DAC and Headphone Amplifier	**Model Number**:	F4161K
Test Mode:	TX 11A 5825 MHz Mode	**Power Supply**:	AC 120/60Hz
Condition:	Temp:23.3°C;Humi:59.4%	**Test Site**:	DDT 3# Chamber
File Path:	d:\ts\2024 report data\Q24110729-1E\MASK\23		
Memo:			

Test Graph

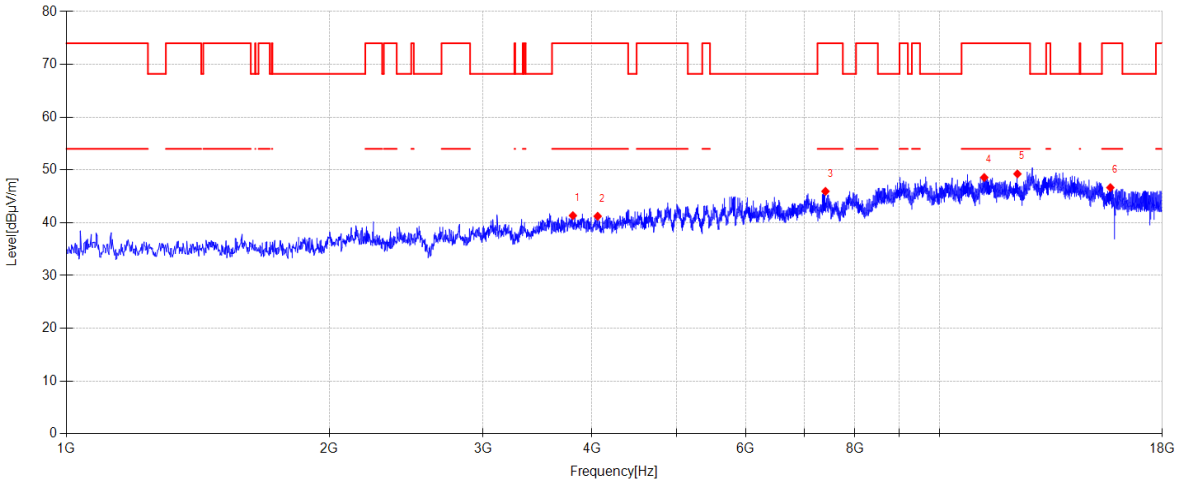

Data List										
NO.	**Freq. [MHz]**	**Reading [dBµV/m]**	**Antenna Factor [dB]**	**Cable loss [dB]**	**AMP [dB]**	**Level [dBµV/m]**	**Limit [dBµV/m]**	**Margin [dB]**	**Detector**	**Polarity**
1	3803.300	45.87	30.71	4.40	-39.63	41.35	74.00	32.65	PK	Horizontal
2	4060.000	45.33	31.02	4.56	-39.68	41.23	74.00	32.77	PK	Horizontal
3	7403.900	43.71	36.69	6.19	-40.64	45.95	74.00	28.05	PK	Horizontal
4	11254.400	41.09	39.20	7.54	-39.25	48.58	74.00	25.42	PK	Horizontal
5	12282.900	41.78	39.30	8.11	-39.94	49.25	74.00	24.75	PK	Horizontal
6	15694.800	38.73	38.51	8.82	-39.40	46.66	74.00	27.34	PK	Horizontal

Note:
1. Level = Reading + Cable loss + Antenna Factor + AMP
2. If Peak Result complies with AV limit, AV Result is deemed to comply with AV limit.
3. Test setup: RBW: 1 MHz, VBW: 3 MHz, Sweep time: auto.

TR-4-E-009 Radiated Emission Test Result

Test Date:	2024-12-17	**Tested By**:	Zhong Nan
EUT:	Desktop DAC and Headphone Amplifier	**Model Number**:	F4161K
Test Mode:	TX 11A 5825 MHz Mode	**Power Supply**:	AC 120/60Hz
Condition:	Temp:23.3°C;Humi:59.4%	**Test Site**:	DDT 3# Chamber
File Path:	d:\ts\2024 report data\Q24110729-1E\MASK\24		
Memo:			

Test Graph

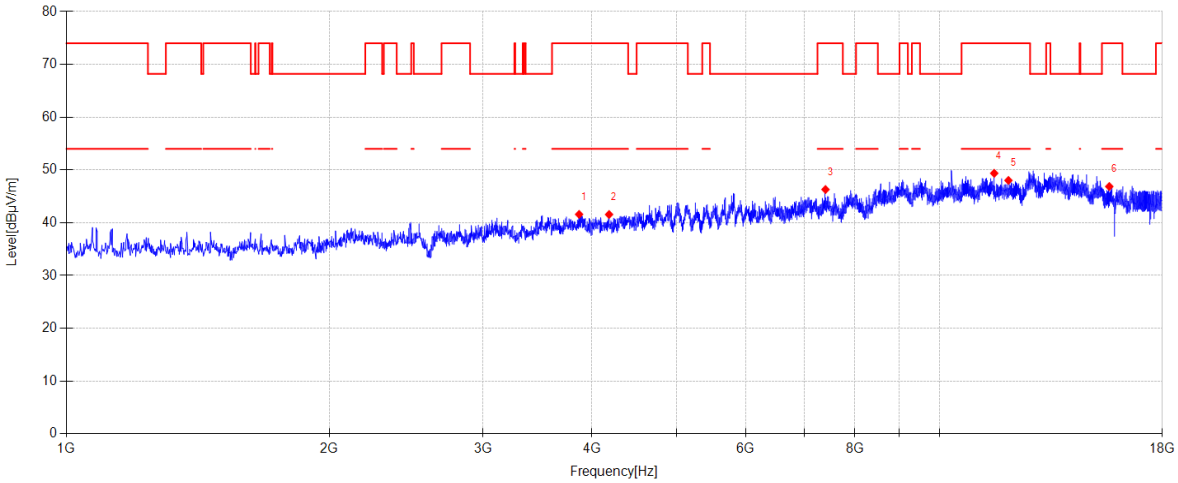

Data List										
NO.	**Freq. [MHz]**	**Reading [dBµV/m]**	**Antenna Factor [dB]**	**Cable loss [dB]**	**AMP [dB]**	**Level [dBµV/m]**	**Limit [dBµV/m]**	**Margin [dB]**	**Detector**	**Polarity**
1	3866.200	45.80	31.00	4.44	-39.65	41.59	74.00	32.41	PK	Vertical
2	4184.100	45.39	31.20	4.64	-39.67	41.56	74.00	32.44	PK	Vertical
3	7403.900	44.06	36.69	6.19	-40.64	46.30	74.00	27.70	PK	Vertical
4	11553.600	42.11	39.09	7.72	-39.55	49.37	74.00	24.63	PK	Vertical
5	11995.600	40.84	39.19	7.99	-40.00	48.02	74.00	25.98	PK	Vertical
6	15648.900	38.91	38.55	8.80	-39.40	46.86	74.00	27.14	PK	Vertical

Note:
1. Level = Reading + Cable loss + Antenna Factor + AMP
2. If Peak Result complies with AV limit, AV Result is deemed to comply with AV limit.
3. Test setup: RBW: 1 MHz, VBW: 3 MHz, Sweep time: auto.

14.Band Edge Compliance

14.1. Test equipment

Equipment	Manufacturer	Model No.	Serial No.	Cal Due To
Micro-Tronics filters	REBES	BRM50702	DDT-ZC03242	/
Broad-Band Horn Antenna	Schwarzbeck	BBHA 9170	DDT-ZC00506	2025/04/26
RF cable	Zhongke Junchuang	JCT26S-NJ-NJ-1.5M	DDT-ZC02762	2025/03/31
Trilog Broadband Antenna	Schwarzbeck	VULB 9163	DDT-ZC02050	2025/07/11
Hochgewinn-Hornantenne	SCHWARZBECK	BBHA 9120 D	DDT-ZC02129	2025/09/18
PSA Series Spectrum Analyzer	Agilent	E4447A	DDT-ZC00517	2025/03/31
Active Loop Antenna	Schwarzbeck	FMZB1519	DDT-ZC00524	2025/09/11
High Pass filter	Xi'an Xingbo	XBLBQ-GTA67	DDT-ZC02179	2025/04/22
Pre-amplifier	COM-POWER	PAM-840A	DDT-ZC01693	2025/03/31
RF Cable	N/A	W24.02 HL-562	DDT-ZC04022	2025/03/31
Micro-Tronics filters	REBES	BRM50716	DDT-ZC03240	/
RF cable	Yuhu Technology	JCTB810-NJ-NJ-9M	DDT-ZC02538	2025/03/31
EMI TEST RECEIVER	R&S	ESU26	DDT-ZC01909	2025/03/31
RF Cable	N/A	W13.02 AP1-X2	DDT-ZC04023	2025/03/31
High pass filter	Micro-Tronics	HPM50102	DDT-ZC00561	2025/04/22
High pass filter	Micro-Tronics	HPM50108	DDT-ZC00560	2025/04/22
RF cable	Yuhu Technology	ZT26S-SMAJ-SMAJ-1M	DDT-ZC02037	2025/03/31
Pre-amplifier	COM-POWER	PAM-118A	DDT-ZC01293	2025/08/25

14.2. Block diagram of test setup

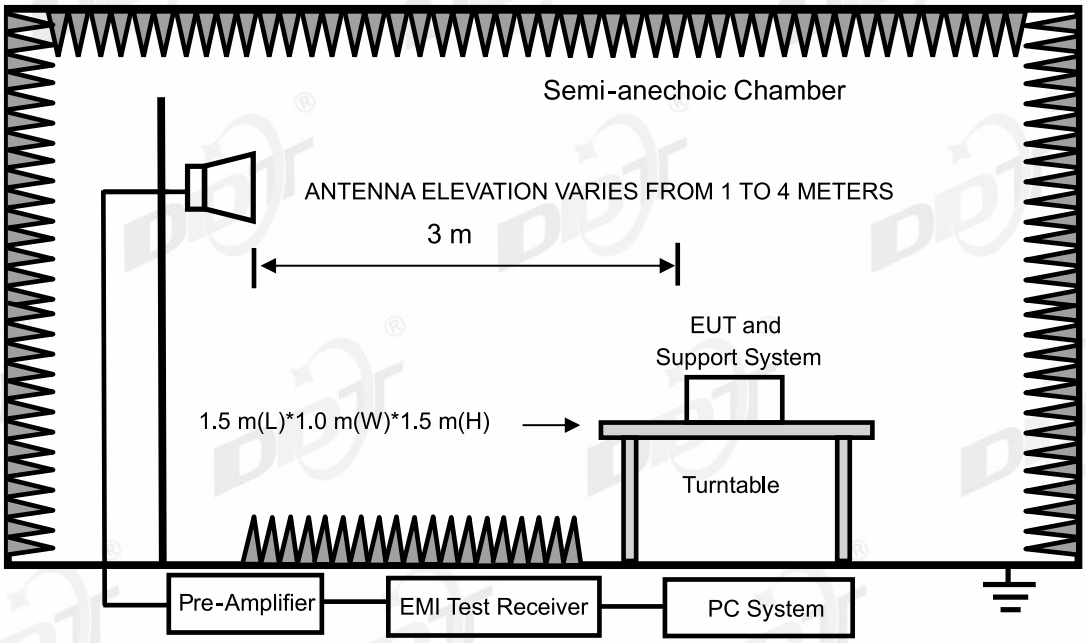

14.3. Limits

(1) For transmitters operating in the 5.15-5.25 GHz band: All emissions outside of the 5.15-5.35 GHz band shall not exceed an e.i.r.p. of −27 dBm/MHz.

(2) For transmitters operating in the 5.25-5.35 GHz band: All emissions outside of the 5.15-5.35 GHz band shall not exceed an e.i.r.p. of −27 dBm/MHz.

(3) For transmitters operating in the 5.47-5.725 GHz band: All emissions outside of the 5.47-5.725 GHz band shall not exceed an e.i.r.p. of −27 dBm/MHz.

(4) For transmitters operating solely in the 5.725-5.850 GHz band:
All emissions shall be limited to a level of −27 dBm/MHz at 75 MHz or more above or below the band edge increasing linearly to 10 dBm/MHz at 25 MHz above or below the band edge, and from 25 MHz above or below the band edge increasing linearly to a level of 15.6 dBm/MHz at 5 MHz above or below the band edge, and from 5 MHz above or below the band edge increasing linearly to a level of 27 dBm/MHz at the band edge.

14.4. Assistant equipment used for test

Assistant equipment	Manufacturer	Model number	Description	other
/	/	/	/	/

14.5. Test procedure

Same with Emissions in Restricted Frequency Bands except change investigated frequency range from 5.15-5.25 GHz, 5250-5350 GHz, 5470-5725 GHz, 5.725-5.85 GHz.
Remark: All restriction band have been tested, and only the worst case is shown in report. According to the results of the radiated Emission test, it can be judged that the Horizontal direction is the Worst case. Average level were measured with Spectrum Analyzer, and only the worst case is shown in report.

14.6. Test result

PASS. (See below detailed test result)

14.7. Test data

TR-4-E-009 Radiated Emission Test Result

Test Date:	2024-12-17	**Tested By**:	Zhong Nan
EUT:	Desktop DAC and Headphone Amplifier	**Model Number**:	F4161K
Test Mode:	TX N20 5320 MHz Mode	**Power Supply**:	AC 120/60Hz
Condition:	Temp:23.3°C;Humi:59.4%	**Test Site**:	DDT 3# Chamber
File Path:	d:\ts\2024 report data\Q24110729-1E\FCC ABOVE1G 5GWIFI\16		

Memo:

Test Graph

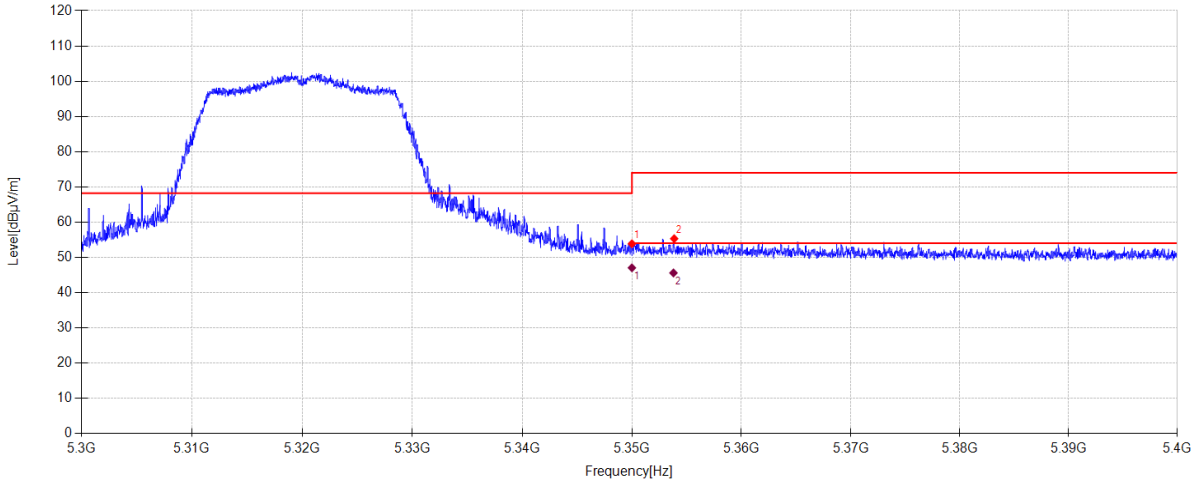

Data List										
NO.	Freq. [MHz]	Reading [dBµV/m]	Antenna Factor [dB]	Cable loss [dB]	AMP [dB]	Level [dBµV/m]	Limit [dBµV/m]	Margin [dB]	Detector	Polarity
1	5350.000	44.96	33.10	5.41	-29.60	53.87	68.20	14.33	PK	Horizontal
2	5353.860	46.40	33.10	5.41	-29.60	55.31	74.00	18.69	PK	Horizontal

Data List									
NO.	Freq. [MHz]	Reading [dBµV/m]	Antenna Factor [dB]	Cable loss [dB]	Level [dBµV/m]	Limit [dBµV/m]	Margin [dB]	Detector	Polarity
1	5350.000	38.13	33.10	5.41	47.04	54.00	6.96	AV	Horizontal
2	5353.795	36.68	33.10	5.41	45.59	54.00	8.41	AV	Horizontal

Note:
1. Level = Reading + Cable loss + Antenna Factor + AMP
2. If Peak Result complies with AV limit, AV Result is deemed to comply with AV limit.
3. Test setup: RBW: 1 MHz, VBW: 3 MHz, Sweep time: auto.

TR-4-E-009 Radiated Emission Test Result

Test Date:	2024-12-17	**Tested By**:	Zhong Nan
EUT:	Desktop DAC and Headphone Amplifier	**Model Number**:	F4161K
Test Mode:	TX N20 5180 MHz Mode	**Power Supply**:	AC 120/60Hz
Condition:	Temp:23.3°C;Humi:59.4%	**Test Site**:	DDT 3# Chamber
File Path:	d:\ts\2024 report data\Q24110729-1E\FCC ABOVE1G 5GWIFI\17		
Memo:			

Test Graph

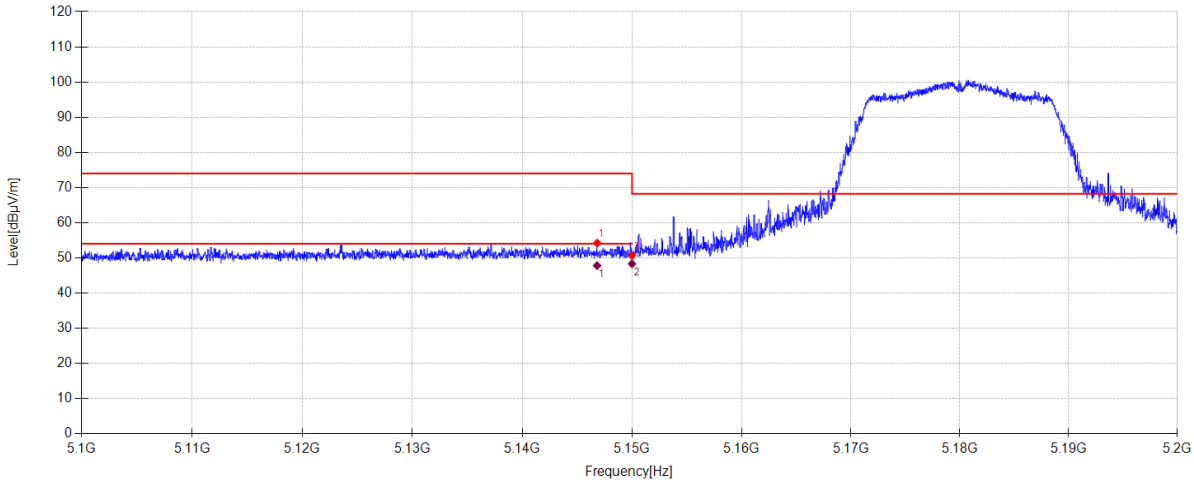

Data List										
NO.	**Freq. [MHz]**	**Reading [dBµV/m]**	**Antenna Factor [dB]**	**Cable loss [dB]**	**AMP [dB]**	**Level [dBµV/m]**	**Limit [dBµV/m]**	**Margin [dB]**	**Detector**	**Polarity**
1	5146.820	45.14	33.40	5.28	-29.60	54.22	74.00	19.78	PK	Horizontal
2	5150.000	41.57	33.40	5.28	-29.60	50.65	68.20	17.55	PK	Horizontal

Data List									
NO.	**Freq. [MHz]**	**Reading [dBµV/m]**	**Antenna Factor [dB]**	**Cable loss [dB]**	**Level [dBµV/m]**	**Limit [dBµV/m]**	**Margin [dB]**	**Detector**	**Polarity**
1	5146.820	38.73	33.40	5.28	47.81	54.00	6.19	AV	Horizontal
2	5150.000	39.24	33.40	5.28	48.32	54.00	5.68	AV	Horizontal

Note:
1. Level = Reading + Cable loss + Antenna Factor + AMP
2. If Peak Result complies with AV limit, AV Result is deemed to comply with AV limit.
3. Test setup: RBW: 1 MHz, VBW: 3 MHz, Sweep time: auto.

TR-4-E-009 Radiated Emission Test Result

Test Date:	2024-12-17	**Tested By**:	Zhong Nan
EUT:	Desktop DAC and Headphone Amplifier	**Model Number**:	F4161K
Test Mode:	TX N20 5500 MHz Mode	**Power Supply**:	AC 120/60Hz
Condition:	Temp:23.3°C;Humi:59.4%	**Test Site**:	DDT 3# Chamber
File Path:	d:\ts\2024 report data\Q24110729-1E\FCC ABOVE1G 5GWIFI\18		

Memo:

Test Graph

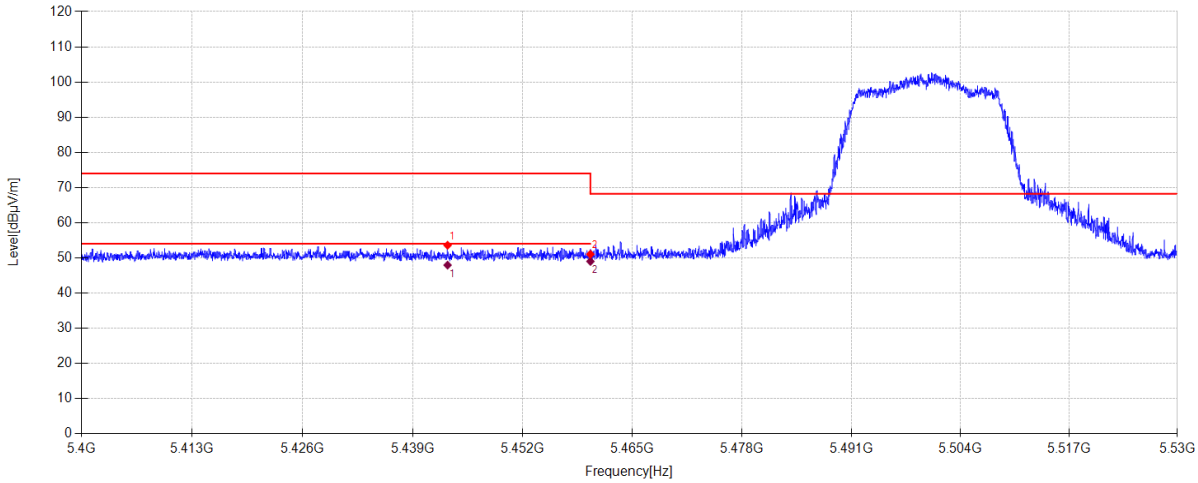

Data List										
NO.	**Freq. [MHz]**	**Reading [dBµV/m]**	**Antenna Factor [dB]**	**Cable loss [dB]**	**AMP [dB]**	**Level [dBµV/m]**	**Limit [dBµV/m]**	**Margin [dB]**	**Detector**	**Polarity**
1	5443.095	44.71	33.01	5.47	-29.60	53.59	74.00	20.41	PK	Horizontal
2	5460.000	42.16	33.00	5.48	-29.60	51.04	68.20	17.16	PK	Horizontal

Data List									
NO.	**Freq. [MHz]**	**Reading [dBµV/m]**	**Antenna Factor [dB]**	**Cable loss [dB]**	**Level [dBµV/m]**	**Limit [dBµV/m]**	**Margin [dB]**	**Detector**	**Polarity**
1	5443.095	39.07	33.01	5.47	47.95	54.00	6.05	AV	Horizontal
2	5460.000	40.13	33.00	5.48	49.01	54.00	4.99	AV	Horizontal

Note:
1. Level = Reading + Cable loss + Antenna Factor + AMP
2. If Peak Result complies with AV limit, AV Result is deemed to comply with AV limit.
3. Test setup: RBW: 1 MHz, VBW: 3 MHz, Sweep time: auto.

TR-4-E-009 Radiated Emission Test Result

Test Date:	2024-12-17	**Tested By**:	Zhong Nan
EUT:	Desktop DAC and Headphone Amplifier	**Model Number**:	F4161K
Test Mode:	TX N20 5700 MHz Mode	**Power Supply**:	AC 120/60Hz
Condition:	Temp:23.3°C;Humi:59.4%	**Test Site**:	DDT 3# Chamber
File Path:	d:\ts\2024 report data\Q24110729-1E\FCC ABOVE1G 5GWIFI\19		
Memo:			

Test Graph

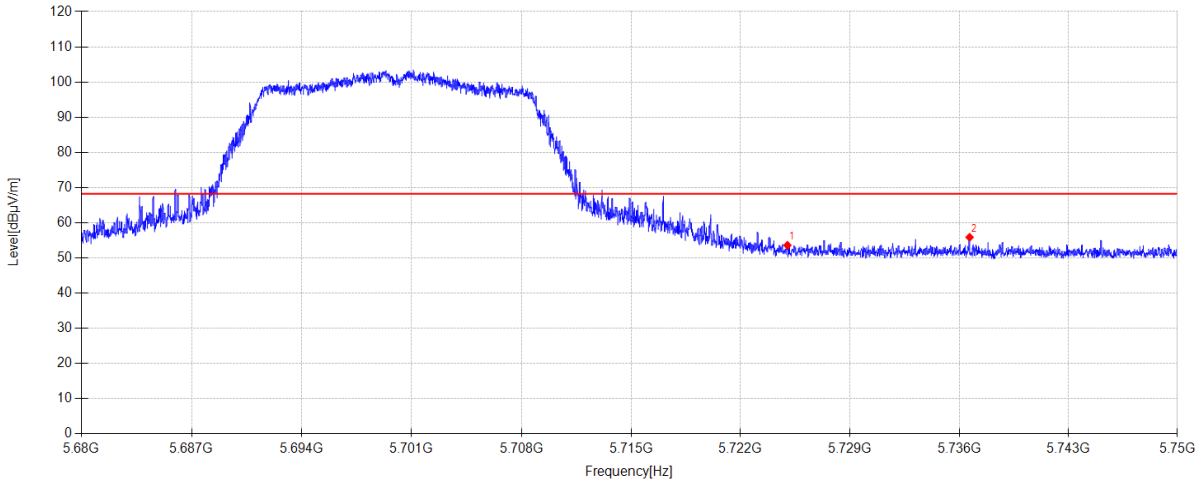

Data List										
NO.	**Freq. [MHz]**	**Reading [dBµV/m]**	**Antenna Factor [dB]**	**Cable loss [dB]**	**AMP [dB]**	**Level [dBµV/m]**	**Limit [dBµV/m]**	**Margin [dB]**	**Detector**	**Polarity**
1	5725.000	43.78	33.75	5.66	-29.60	53.59	68.20	14.61	PK	Horizontal
2	5736.665	45.97	33.82	5.67	-29.60	55.86	68.20	12.34	PK	Horizontal

Note:
1. Level = Reading + Cable loss + Antenna Factor + AMP
2. If Peak Result complies with AV limit, AV Result is deemed to comply with AV limit.
3. Test setup: RBW: 1 MHz, VBW: 3 MHz, Sweep time: auto.

TR-4-E-009 Radiated Emission Test Result

Test Date:	2024-12-17	**Tested By**:	Zhong Nan
EUT:	Desktop DAC and Headphone Amplifier	**Model Number**:	F4161K
Test Mode:	TX N20 5720 MHz Mode	**Power Supply**:	AC 120/60Hz
Condition:	Temp:23.3°C;Humi:59.4%	**Test Site**:	DDT 3# Chamber
File Path:	d:\ts\2024 report data\Q24110729-1E\KUAYUE\4		

Memo:

Test Graph

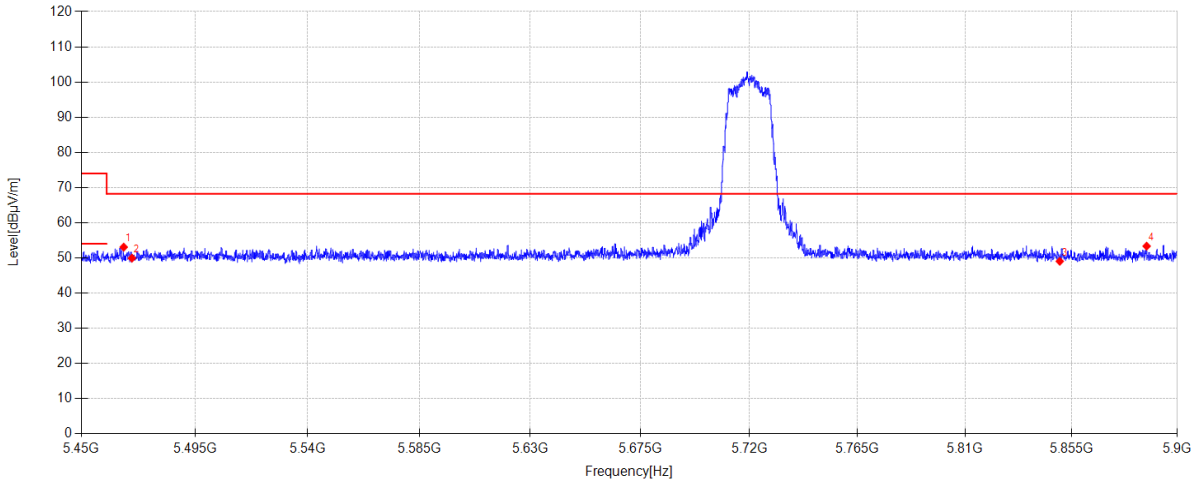

Data List										
NO.	**Freq. [MHz]**	**Reading [dBµV/m]**	**Antenna Factor [dB]**	**Cable loss [dB]**	**AMP [dB]**	**Level [dBµV/m]**	**Limit [dBµV/m]**	**Margin [dB]**	**Detector**	**Polarity**
1	5466.740	44.18	33.00	5.49	-29.60	53.07	68.20	15.13	PK	Horizontal
2	5470.000	41.03	33.00	5.49	-29.60	49.92	68.20	18.28	PK	Horizontal
3	5850.000	38.89	34.00	5.74	-29.60	49.03	68.20	19.17	PK	Horizontal
4	5886.905	43.10	34.07	5.77	-29.60	53.34	68.20	14.86	PK	Horizontal

Note:
1. Level = Reading + Cable loss + Antenna Factor + AMP
2. If Peak Result complies with AV limit, AV Result is deemed to comply with AV limit.
3. Test setup: RBW: 1 MHz, VBW: 3 MHz, Sweep time: auto.

TR-4-E-009 Radiated Emission Test Result

Test Date:	2024-12-17	**Tested By**:	Zhong Nan
EUT:	Desktop DAC and Headphone Amplifier	**Model Number**:	F4161K
Test Mode:	TX AC20 5180 MHz Mode	**Power Supply**:	AC 120/60Hz
Condition:	Temp:23.3°C;Humi:59.4%	**Test Site**:	DDT 3# Chamber
File Path:	d:\ts\2024 report data\Q24110729-1E\FCC ABOVE1G 5GWIFI\20		
Memo:			

Test Graph

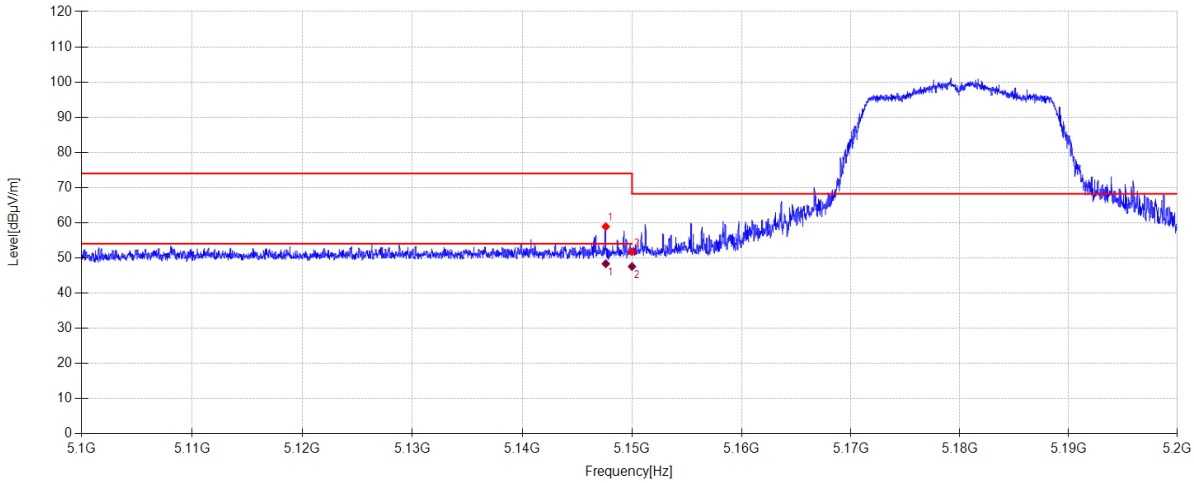

Data List										
NO.	**Freq. [MHz]**	**Reading [dBµV/m]**	**Antenna Factor [dB]**	**Cable loss [dB]**	**AMP [dB]**	**Level [dBµV/m]**	**Limit [dBµV/m]**	**Margin [dB]**	**Detector**	**Polarity**
1	5147.610	49.82	33.40	5.28	-29.60	58.90	74.00	15.10	PK	Horizontal
2	5150.000	42.65	33.40	5.28	-29.60	51.73	68.20	16.47	PK	Horizontal

Data List									
NO.	**Freq. [MHz]**	**Reading [dBµV/m]**	**Antenna Factor [dB]**	**Cable loss [dB]**	**Level [dBµV/m]**	**Limit [dBµV/m]**	**Margin [dB]**	**Detector**	**Polarity**
1	5147.610	39.27	33.40	5.28	48.35	54.00	5.65	AV	Horizontal
2	5150.000	38.46	33.40	5.28	47.54	54.00	6.46	AV	Horizontal

Note:
1. Level = Reading + Cable loss + Antenna Factor + AMP
2. If Peak Result complies with AV limit, AV Result is deemed to comply with AV limit.
3. Test setup: RBW: 1 MHz, VBW: 3 MHz, Sweep time: auto.

TR-4-E-009 Radiated Emission Test Result

Test Date:	2024-12-17	**Tested By**:	Zhong Nan
EUT:	Desktop DAC and Headphone Amplifier	**Model Number**:	F4161K
Test Mode:	TX AC20 5320 MHz Mode	**Power Supply**:	AC 120/60Hz
Condition:	Temp:23.3°C;Humi:59.4%	**Test Site**:	DDT 3# Chamber
File Path:	d:\ts\2024 report data\Q24110729-1E\FCC ABOVE1G 5GWIFI\21		
Memo:			

Test Graph

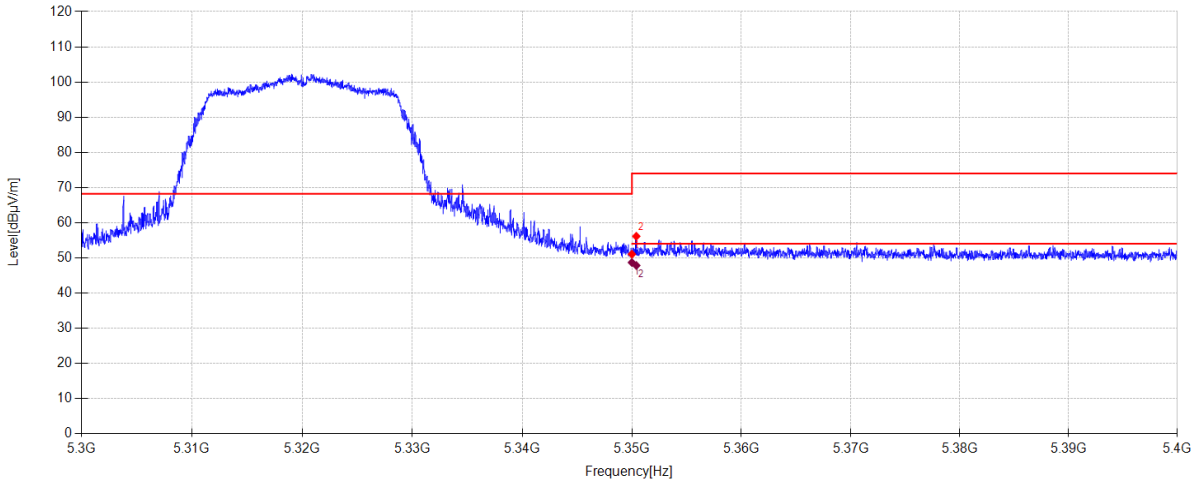

Data List										
NO.	**Freq. [MHz]**	**Reading [dBµV/m]**	**Antenna Factor [dB]**	**Cable loss [dB]**	**AMP [dB]**	**Level [dBµV/m]**	**Limit [dBµV/m]**	**Margin [dB]**	**Detector**	**Polarity**
1	5350.000	42.15	33.10	5.41	-29.60	51.06	68.20	17.14	PK	Horizontal
2	5350.400	47.24	33.10	5.41	-29.60	56.15	74.00	17.85	PK	Horizontal

Data List									
NO.	**Freq. [MHz]**	**Reading [dBµV/m]**	**Antenna Factor [dB]**	**Cable loss [dB]**	**Level [dBµV/m]**	**Limit [dBµV/m]**	**Margin [dB]**	**Detector**	**Polarity**
1	5350.000	39.78	33.10	5.41	48.69	54.00	5.31	AV	Horizontal
2	5350.400	38.94	33.10	5.41	47.85	54.00	6.15	AV	Horizontal

Note:
1. Level = Reading + Cable loss + Antenna Factor + AMP
2. If Peak Result complies with AV limit, AV Result is deemed to comply with AV limit.
3. Test setup: RBW: 1 MHz, VBW: 3 MHz, Sweep time: auto.

TR-4-E-009 Radiated Emission Test Result

Test Date:	2024-12-17	**Tested By**:	Zhong Nan
EUT:	Desktop DAC and Headphone Amplifier	**Model Number**:	F4161K
Test Mode:	TX AC20 5500 MHz Mode	**Power Supply**:	AC 120/60Hz
Condition:	Temp:23.3°C;Humi:59.4%	**Test Site**:	DDT 3# Chamber
File Path:	d:\ts\2024 report data\Q24110729-1E\FCC ABOVE1G 5GWIFI\22		
Memo:			

Test Graph

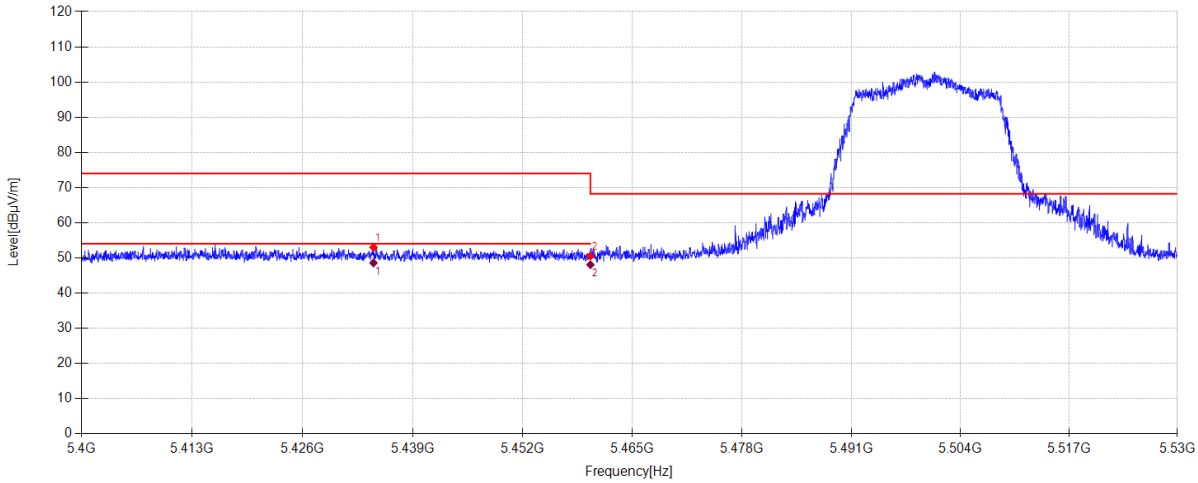

Data List										
NO.	**Freq. [MHz]**	**Reading [dBµV/m]**	**Antenna Factor [dB]**	**Cable loss [dB]**	**AMP [dB]**	**Level [dBµV/m]**	**Limit [dBµV/m]**	**Margin [dB]**	**Detector**	**Polarity**
1	5434.346	44.12	33.03	5.47	-29.60	53.02	74.00	20.98	PK	Horizontal
2	5460.000	41.67	33.00	5.48	-29.60	50.55	68.20	17.65	PK	Horizontal

Data List									
NO.	**Freq. [MHz]**	**Reading [dBµV/m]**	**Antenna Factor [dB]**	**Cable loss [dB]**	**Level [dBµV/m]**	**Limit [dBµV/m]**	**Margin [dB]**	**Detector**	**Polarity**
1	5434.346	39.67	33.03	5.47	48.57	54.00	5.43	AV	Horizontal
2	5460.000	39.18	33.00	5.48	48.06	54.00	5.94	AV	Horizontal

Note:
1. Level = Reading + Cable loss + Antenna Factor + AMP
2. If Peak Result complies with AV limit, AV Result is deemed to comply with AV limit.
3. Test setup: RBW: 1 MHz, VBW: 3 MHz, Sweep time: auto.

TR-4-E-009 Radiated Emission Test Result

Test Date:	2024-12-17	**Tested By**:	Zhong Nan
EUT:	Desktop DAC and Headphone Amplifier	**Model Number**:	F4161K
Test Mode:	TX AC20 5700 MHz Mode	**Power Supply**:	AC 120/60Hz
Condition:	Temp:23.3°C;Humi:59.4%	**Test Site**:	DDT 3# Chamber
File Path:	d:\ts\2024 report data\Q24110729-1E\FCC ABOVE1G 5GWIFI\23		

Memo:

Test Graph

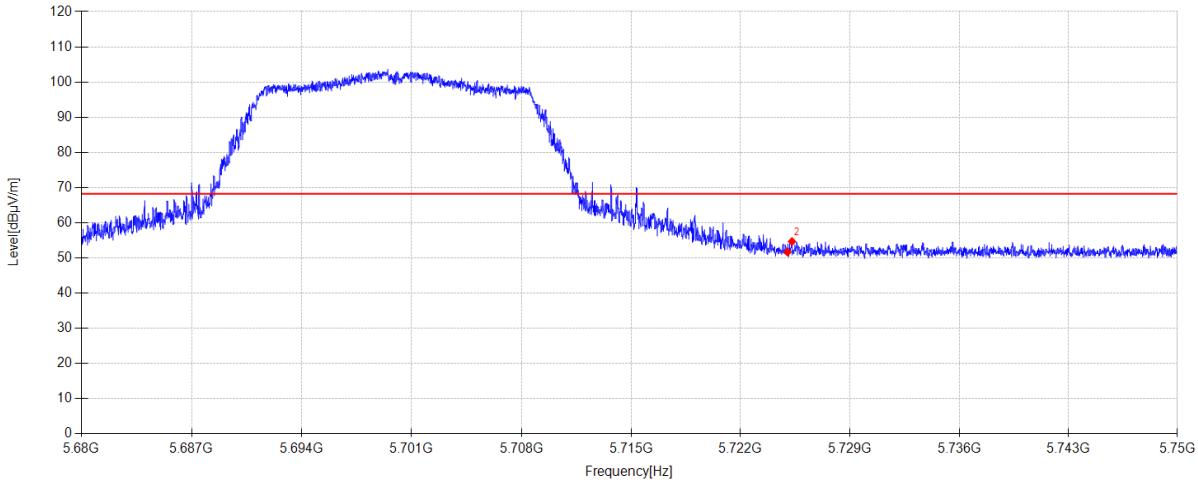

Data List										
NO.	**Freq. [MHz]**	**Reading [dBµV/m]**	**Antenna Factor [dB]**	**Cable loss [dB]**	**AMP [dB]**	**Level [dBµV/m]**	**Limit [dBµV/m]**	**Margin [dB]**	**Detector**	**Polarity**
1	5725.000	41.86	33.75	5.66	-29.60	51.67	68.20	16.53	PK	Horizontal
2	5725.290	44.87	33.75	5.66	-29.60	54.68	68.20	13.52	PK	Horizontal

Note:
1. Level = Reading + Cable loss + Antenna Factor + AMP
2. If Peak Result complies with AV limit, AV Result is deemed to comply with AV limit.
3. Test setup: RBW: 1 MHz, VBW: 3 MHz, Sweep time: auto.

TR-4-E-009 Radiated Emission Test Result

Test Date:	2024-12-17	**Tested By**:	Zhong Nan
EUT:	Desktop DAC and Headphone Amplifier	**Model Number**:	F4161K
Test Mode:	TX AC20 5720 MHz Mode	**Power Supply**:	AC 120/60Hz
Condition:	Temp:23.3°C;Humi:59.4%	**Test Site**:	DDT 3# Chamber
File Path:	d:\ts\2024 report data\Q24110729-1E\KUAYUE\3		
Memo:			

Test Graph

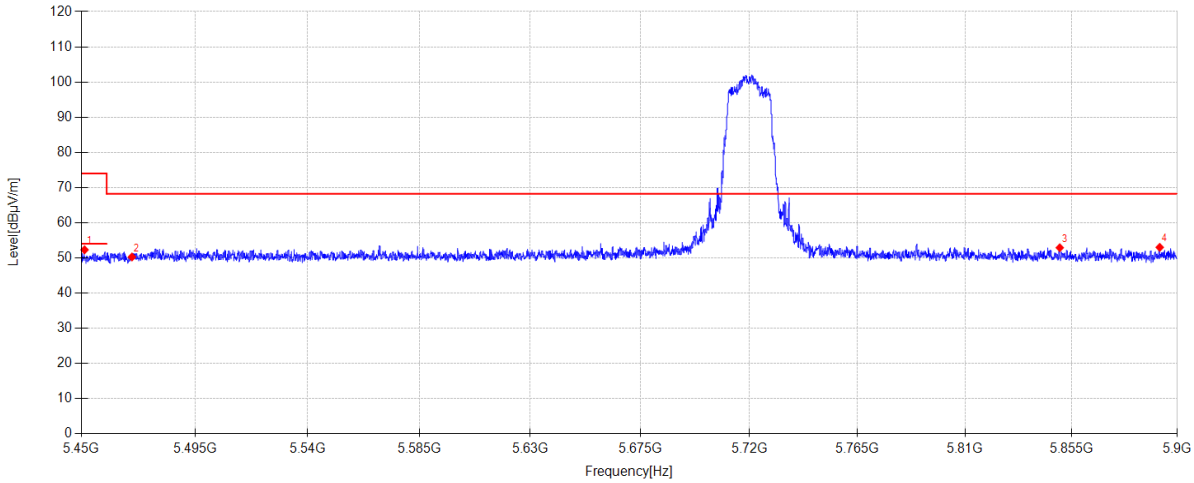

Data List										
NO.	**Freq. [MHz]**	**Reading [dBµV/m]**	**Antenna Factor [dB]**	**Cable loss [dB]**	**AMP [dB]**	**Level [dBµV/m]**	**Limit [dBµV/m]**	**Margin [dB]**	**Detector**	**Polarity**
1	5451.260	43.42	33.00	5.48	-29.60	52.30	74.00	21.70	PK	Horizontal
2	5470.000	41.38	33.00	5.49	-29.60	50.27	68.20	17.93	PK	Horizontal
3	5850.000	42.76	34.00	5.74	-29.60	52.90	68.20	15.30	PK	Horizontal
4	5892.485	42.75	34.08	5.77	-29.60	53.00	68.20	15.20	PK	Horizontal

Note:
1. Level = Reading + Cable loss + Antenna Factor + AMP
2. If Peak Result complies with AV limit, AV Result is deemed to comply with AV limit.
3. Test setup: RBW: 1 MHz, VBW: 3 MHz, Sweep time: auto.

TR-4-E-009 Radiated Emission Test Result

Test Date:	2024-12-17	**Tested By**:	Zhong Nan
EUT:	Desktop DAC and Headphone Amplifier	**Model Number**:	F4161K
Test Mode:	TX 11A 5180 MHz Mode	**Power Supply**:	AC 120/60Hz
Condition:	Temp:23.3°C;Humi:59.4%	**Test Site**:	DDT 3# Chamber
File Path:	d:\ts\2024 report data\Q24110729-1E\FCC ABOVE1G 5GWIFI\24		

Memo:

Test Graph

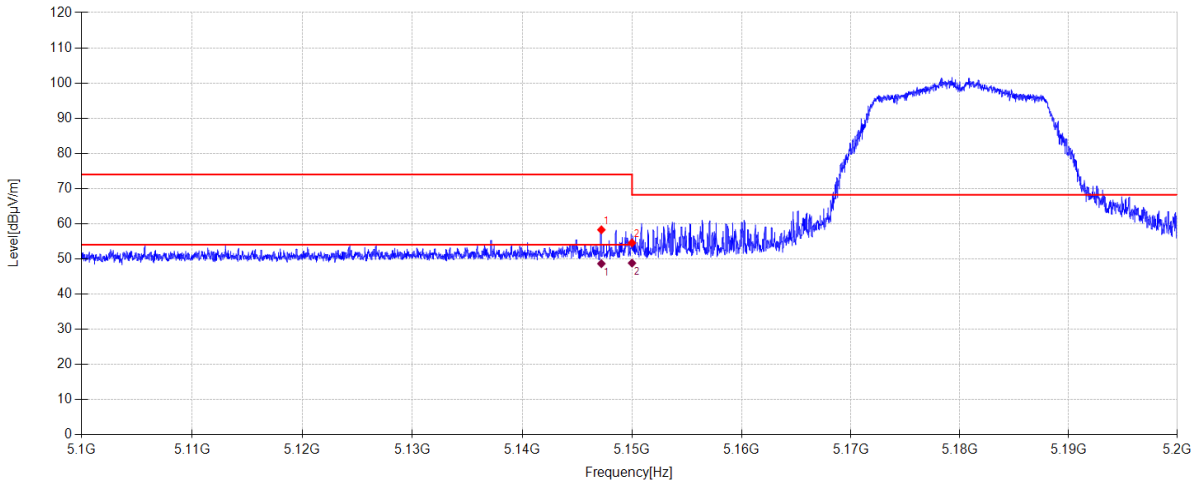

Data List										
NO.	**Freq. [MHz]**	**Reading [dBµV/m]**	**Antenna Factor [dB]**	**Cable loss [dB]**	**AMP [dB]**	**Level [dBµV/m]**	**Limit [dBµV/m]**	**Margin [dB]**	**Detector**	**Polarity**
1	5147.210	49.19	33.40	5.28	-29.60	58.27	74.00	15.73	PK	Horizontal
2	5150.000	45.48	33.40	5.28	-29.60	54.56	68.20	13.64	PK	Horizontal

Data List									
NO.	**Freq. [MHz]**	**Reading [dBµV/m]**	**Antenna Factor [dB]**	**Cable loss [dB]**	**Level [dBµV/m]**	**Limit [dBµV/m]**	**Margin [dB]**	**Detector**	**Polarity**
1	5147.210	39.57	33.40	5.28	48.65	54.00	5.35	AV	Horizontal
2	5150.000	39.73	33.40	5.28	48.81	54.00	5.19	AV	Horizontal

Note:
1. Level = Reading + Cable loss + Antenna Factor + AMP
2. If Peak Result complies with AV limit, AV Result is deemed to comply with AV limit.
3. Test setup: RBW: 1 MHz, VBW: 3 MHz, Sweep time: auto.

TR-4-E-009 Radiated Emission Test Result

Test Date:	2024-12-17	**Tested By**:	Zhong Nan
EUT:	Desktop DAC and Headphone Amplifier	**Model Number**:	F4161K
Test Mode:	TX 11A 5320 MHz Mode	**Power Supply**:	AC 120/60Hz
Condition:	Temp:23.3°C;Humi:59.4%	**Test Site**:	DDT 3# Chamber
File Path:	d:\ts\2024 report data\Q24110729-1E\FCC ABOVE1G 5GWIFI\25		
Memo:			

Test Graph

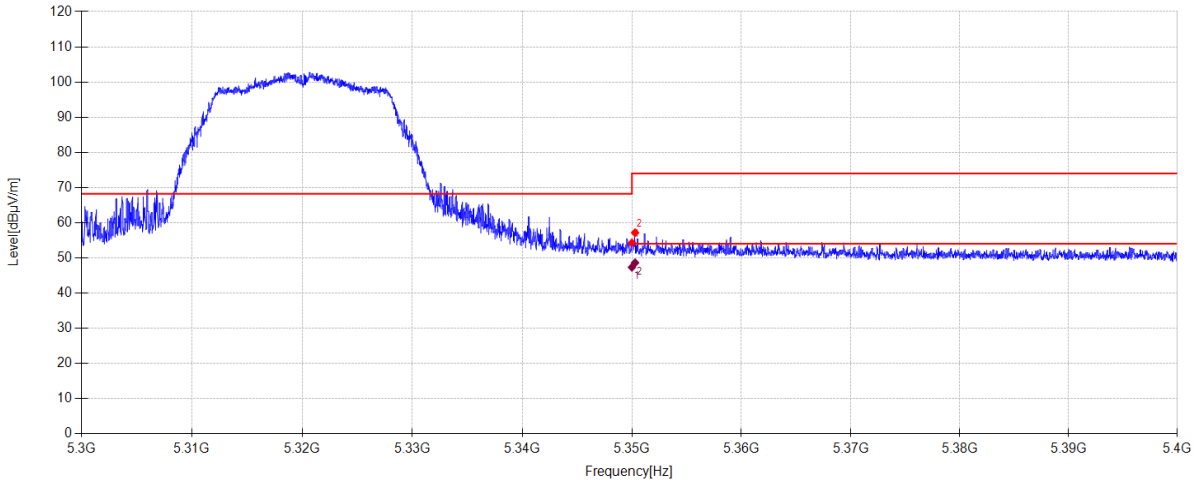

Data List										
NO.	**Freq. [MHz]**	**Reading [dBµV/m]**	**Antenna Factor [dB]**	**Cable loss [dB]**	**AMP [dB]**	**Level [dBµV/m]**	**Limit [dBµV/m]**	**Margin [dB]**	**Detector**	**Polarity**
1	5350.000	45.38	33.10	5.41	-29.60	54.29	68.20	13.91	PK	Horizontal
2	5350.290	48.27	33.10	5.41	-29.60	57.18	74.00	16.82	PK	Horizontal

Data List									
NO.	**Freq. [MHz]**	**Reading [dBµV/m]**	**Antenna Factor [dB]**	**Cable loss [dB]**	**Level [dBµV/m]**	**Limit [dBµV/m]**	**Margin [dB]**	**Detector**	**Polarity**
1	5350.000	38.42	33.10	5.41	47.33	54.00	6.67	AV	Horizontal
2	5350.290	39.71	33.10	5.41	48.62	54.00	5.38	AV	Horizontal

Note:
1. Level = Reading + Cable loss + Antenna Factor + AMP
2. If Peak Result complies with AV limit, AV Result is deemed to comply with AV limit.
3. Test setup: RBW: 1 MHz, VBW: 3 MHz, Sweep time: auto.

TR-4-E-009 Radiated Emission Test Result

Test Date:	2024-12-17	**Tested By**:	Zhong Nan
EUT:	Desktop DAC and Headphone Amplifier	**Model Number**:	F4161K
Test Mode:	TX 11A 5500 MHz Mode	**Power Supply**:	AC 120/60Hz
Condition:	Temp:23.3°C;Humi:59.4%	**Test Site**:	DDT 3# Chamber
File Path:	d:\ts\2024 report data\Q24110729-1E\FCC ABOVE1G 5GWIFI\26		
Memo:			

Test Graph

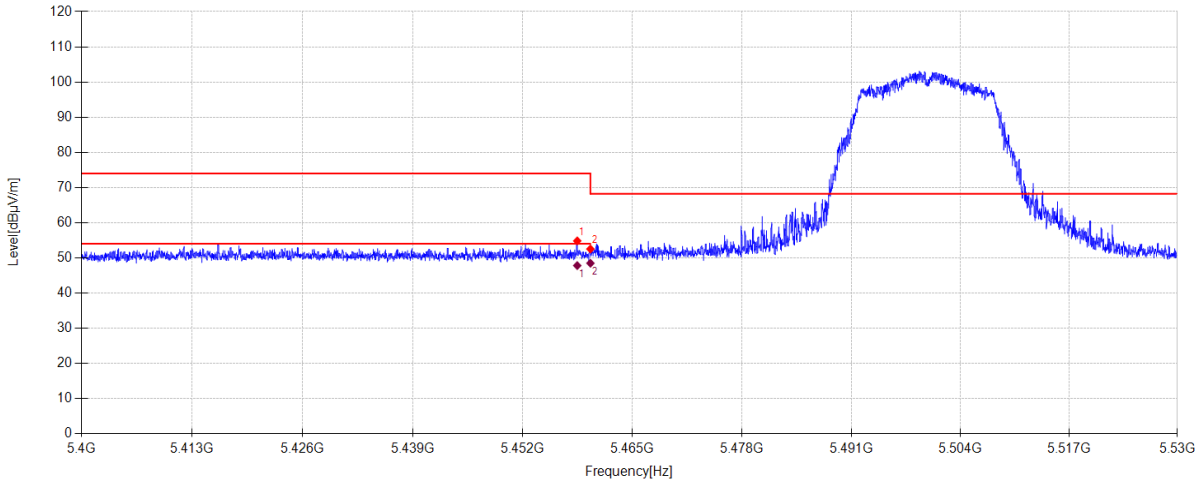

Data List										
NO.	**Freq. [MHz]**	**Reading [dBµV/m]**	**Antenna Factor [dB]**	**Cable loss [dB]**	**AMP [dB]**	**Level [dBµV/m]**	**Limit [dBµV/m]**	**Margin [dB]**	**Detector**	**Polarity**
1	5458.435	45.96	33.00	5.48	-29.60	54.84	74.00	19.16	PK	Horizontal
2	5460.000	43.65	33.00	5.48	-29.60	52.53	68.20	15.67	PK	Horizontal

Data List									
NO.	**Freq. [MHz]**	**Reading [dBµV/m]**	**Antenna Factor [dB]**	**Cable loss [dB]**	**Level [dBµV/m]**	**Limit [dBµV/m]**	**Margin [dB]**	**Detector**	**Polarity**
1	5458.435	38.94	33.00	5.48	47.82	54.00	6.18	AV	Horizontal
2	5460.000	39.61	33.00	5.48	48.49	54.00	5.51	AV	Horizontal

Note:
1. Level = Reading + Cable loss + Antenna Factor + AMP
2. If Peak Result complies with AV limit, AV Result is deemed to comply with AV limit.
3. Test setup: RBW: 1 MHz, VBW: 3 MHz, Sweep time: auto.

TR-4-E-009 Radiated Emission Test Result

Test Date:	2024-12-17	**Tested By**:	Zhong Nan
EUT:	Desktop DAC and Headphone Amplifier	**Model Number**:	F4161K
Test Mode:	TX 11A 5700 MHz Mode	**Power Supply**:	AC 120/60Hz
Condition:	Temp:23.3°C;Humi:59.4%	**Test Site**:	DDT 3# Chamber
File Path:	d:\ts\2024 report data\Q24110729-1E\FCC ABOVE1G 5GWIFI\27		

Memo:

Test Graph

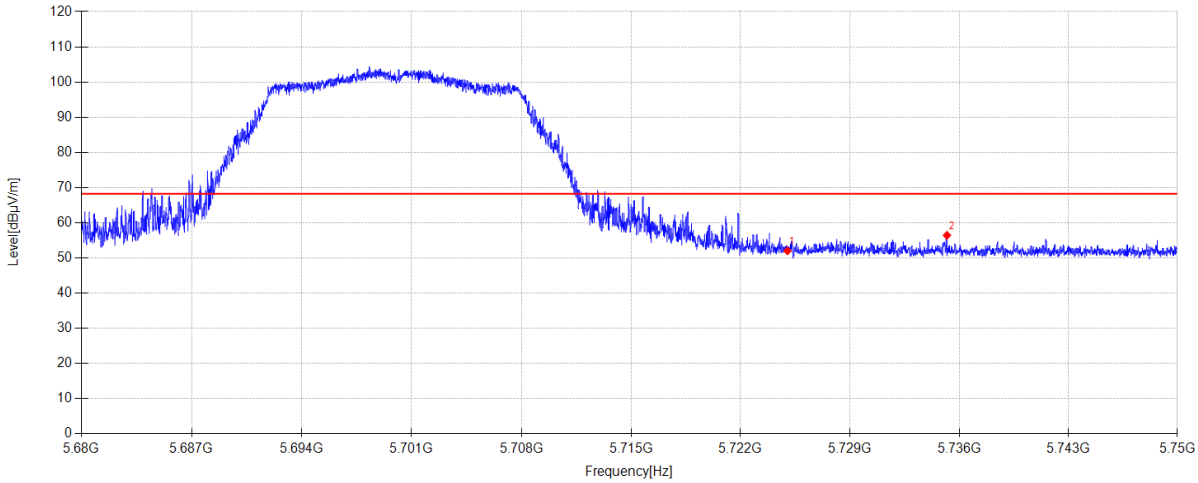

Data List										
NO.	**Freq. [MHz]**	**Reading [dBµV/m]**	**Antenna Factor [dB]**	**Cable loss [dB]**	**AMP [dB]**	**Level [dBµV/m]**	**Limit [dBµV/m]**	**Margin [dB]**	**Detector**	**Polarity**
1	5725.000	42.19	33.75	5.66	-29.60	52.00	68.20	16.20	PK	Horizontal
2	5735.216	46.54	33.81	5.67	-29.60	56.42	68.20	11.78	PK	Horizontal

Note:
1. Level = Reading + Cable loss + Antenna Factor + AMP
2. If Peak Result complies with AV limit, AV Result is deemed to comply with AV limit.
3. Test setup: RBW: 1 MHz, VBW: 3 MHz, Sweep time: auto.

TR-4-E-009 Radiated Emission Test Result

Test Date:	2024-12-17	**Tested By**:	Zhong Nan
EUT:	Desktop DAC and Headphone Amplifier	**Model Number**:	F4161K
Test Mode:	TX 11A 5720 MHz Mode	**Power Supply**:	AC 120/60Hz
Condition:	Temp:23.3°C;Humi:59.4%	**Test Site**:	DDT 3# Chamber
File Path:	d:\ts\2024 report data\Q24110729-1E\KUAYUE\6		

Memo:

Test Graph

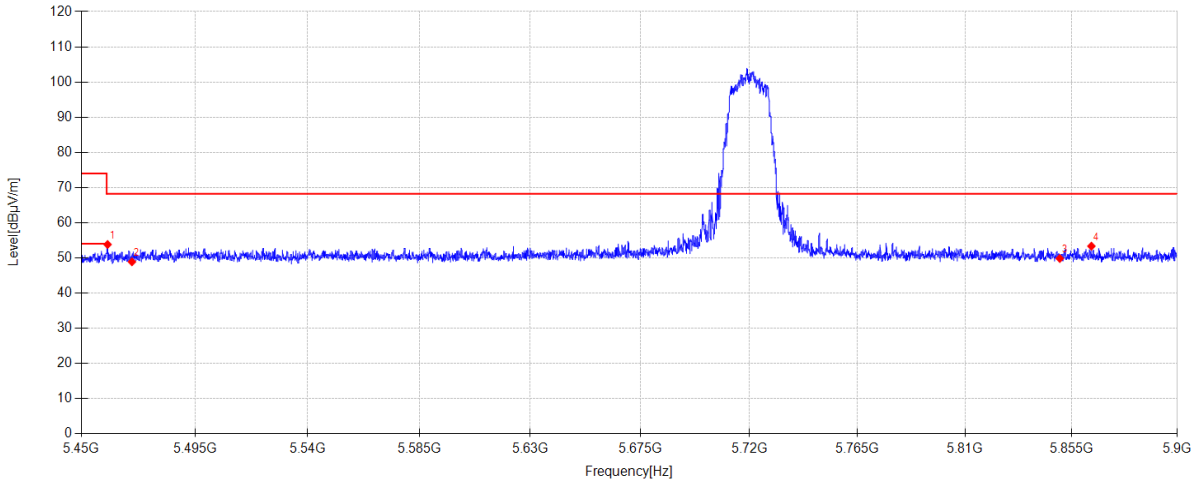

Data List										
NO.	**Freq. [MHz]**	**Reading [dBµV/m]**	**Antenna Factor [dB]**	**Cable loss [dB]**	**AMP [dB]**	**Level [dBµV/m]**	**Limit [dBµV/m]**	**Margin [dB]**	**Detector**	**Polarity**
1	5460.350	44.93	33.00	5.48	-29.60	53.81	68.20	14.39	PK	Horizontal
2	5470.000	40.01	33.00	5.49	-29.60	48.90	68.20	19.30	PK	Horizontal
3	5850.000	39.69	34.00	5.74	-29.60	49.83	68.20	18.37	PK	Horizontal
4	5863.415	43.15	34.03	5.75	-29.60	53.33	68.20	14.87	PK	Horizontal

Note:
1. Level = Reading + Cable loss + Antenna Factor + AMP
2. If Peak Result complies with AV limit, AV Result is deemed to comply with AV limit.
3. Test setup: RBW: 1 MHz, VBW: 3 MHz, Sweep time: auto.

TR-4-E-009 Radiated Emission Test Result

Test Date:	2024-12-17	**Tested By**:	Zhong Nan
EUT:	Desktop DAC and Headphone Amplifier	**Model Number**:	F4161K
Test Mode:	TX AC40 5190 MHz Mode	**Power Supply**:	AC 120/60Hz
Condition:	Temp:23.3°C;Humi:59.4%	**Test Site**:	DDT 3# Chamber
File Path:	d:\ts\2024 report data\Q24110729-1E\FCC ABOVE1G 5GWIFI\28		
Memo:			

Test Graph

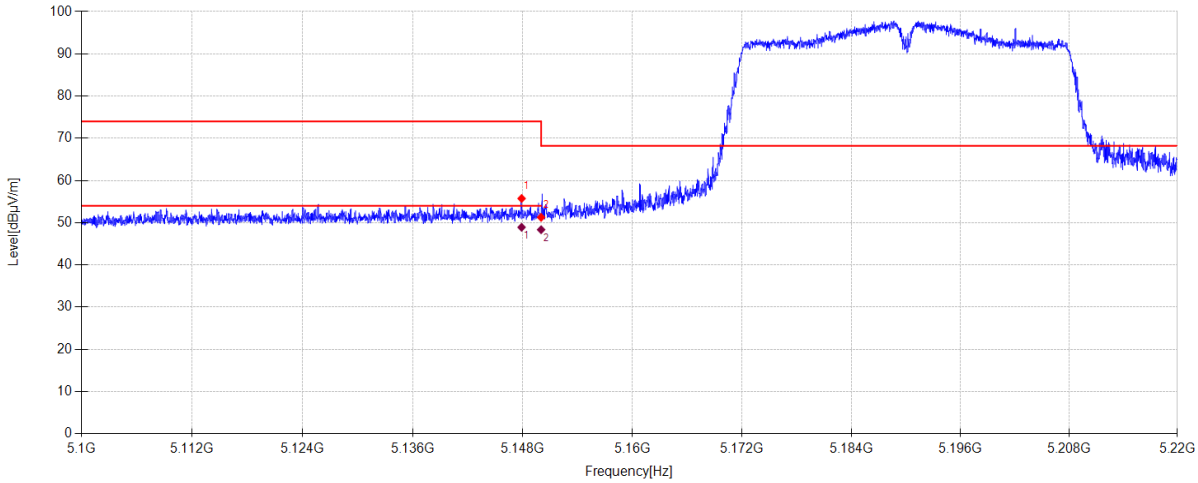

Data List										
NO.	**Freq. [MHz]**	**Reading [dBµV/m]**	**Antenna Factor [dB]**	**Cable loss [dB]**	**AMP [dB]**	**Level [dBµV/m]**	**Limit [dBµV/m]**	**Margin [dB]**	**Detector**	**Polarity**
1	5147.868	46.65	33.40	5.28	-29.60	55.73	74.00	18.27	PK	Horizontal
2	5150.000	42.19	33.40	5.28	-29.60	51.27	68.20	16.93	PK	Horizontal

Data List									
NO.	**Freq. [MHz]**	**Reading [dBµV/m]**	**Antenna Factor [dB]**	**Cable loss [dB]**	**Level [dBµV/m]**	**Limit [dBµV/m]**	**Margin [dB]**	**Detector**	**Polarity**
1	5147.868	39.84	33.40	5.28	48.92	54.00	5.08	AV	Horizontal
2	5150.000	39.27	33.40	5.28	48.35	54.00	5.65	AV	Horizontal

Note:
1. Level = Reading + Cable loss + Antenna Factor + AMP
2. If Peak Result complies with AV limit, AV Result is deemed to comply with AV limit.
3. Test setup: RBW: 1 MHz, VBW: 3 MHz, Sweep time: auto.

TR-4-E-009 Radiated Emission Test Result

Test Date:	2024-12-17	**Tested By**:	Zhong Nan
EUT:	Desktop DAC and Headphone Amplifier	**Model Number**:	F4161K
Test Mode:	TX AC40 5310 MHz Mode	**Power Supply**:	AC 120/60Hz
Condition:	Temp:23.3°C;Humi:59.4%	**Test Site**:	DDT 3# Chamber
File Path:	d:\ts\2024 report data\Q24110729-1E\FCC ABOVE1G 5GWIFI\29		
Memo:			

Test Graph

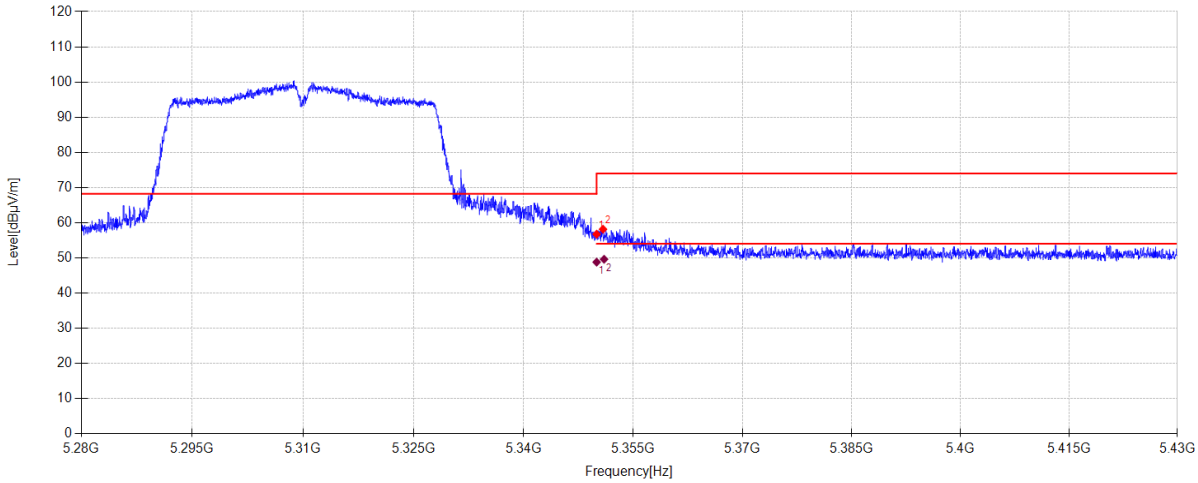

Data List										
NO.	**Freq. [MHz]**	**Reading [dBµV/m]**	**Antenna Factor [dB]**	**Cable loss [dB]**	**AMP [dB]**	**Level [dBµV/m]**	**Limit [dBµV/m]**	**Margin [dB]**	**Detector**	**Polarity**
1	5350.000	47.83	33.10	5.41	-29.60	56.74	68.20	11.46	PK	Horizontal
2	5350.875	49.23	33.10	5.41	-29.60	58.14	74.00	15.86	PK	Horizontal

Data List									
NO.	**Freq. [MHz]**	**Reading [dBµV/m]**	**Antenna Factor [dB]**	**Cable loss [dB]**	**Level [dBµV/m]**	**Limit [dBµV/m]**	**Margin [dB]**	**Detector**	**Polarity**
1	5350.000	39.89	33.10	5.41	48.80	54.00	5.20	AV	Horizontal
2	5351.020	40.71	33.10	5.41	49.62	54.00	4.38	AV	Horizontal

Note:
1. Level = Reading + Cable loss + Antenna Factor + AMP
2. If Peak Result complies with AV limit, AV Result is deemed to comply with AV limit.
3. Test setup: RBW: 1 MHz, VBW: 3 MHz, Sweep time: auto.

TR-4-E-009 Radiated Emission Test Result

Test Date:	2024-12-17	**Tested By**:	Zhong Nan
EUT:	Desktop DAC and Headphone Amplifier	**Model Number**:	F4161K
Test Mode:	TX AC40 5510 MHz Mode	**Power Supply**:	AC 120/60Hz
Condition:	Temp:23.3°C;Humi:59.4%	**Test Site**:	DDT 3# Chamber
File Path:	d:\ts\2024 report data\Q24110729-1E\FCC ABOVE1G 5GWIFI\30		
Memo:			

Test Graph

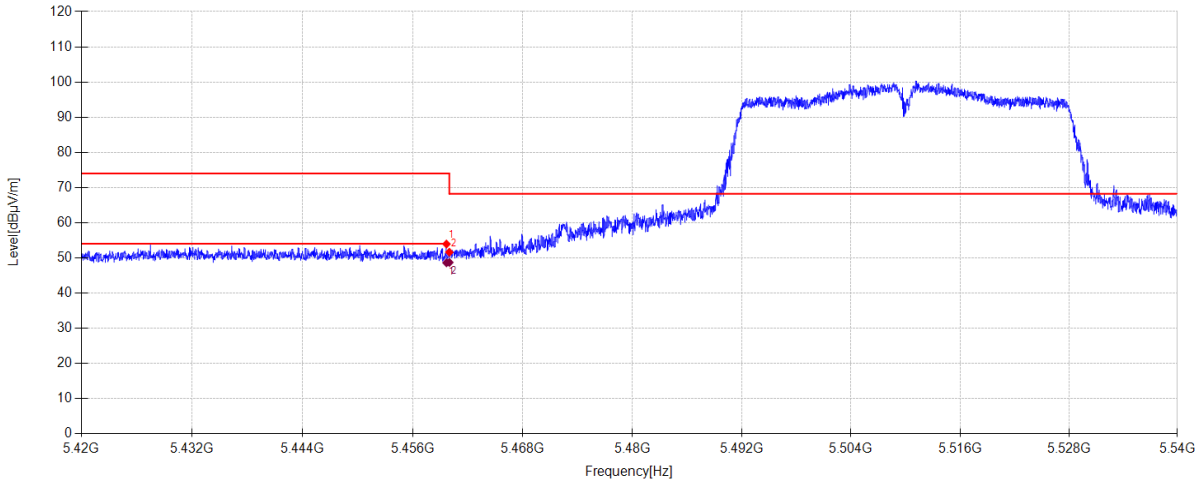

Data List										
NO.	**Freq. [MHz]**	**Reading [dBµV/m]**	**Antenna Factor [dB]**	**Cable loss [dB]**	**AMP [dB]**	**Level [dBµV/m]**	**Limit [dBµV/m]**	**Margin [dB]**	**Detector**	**Polarity**
1	5459.684	45.06	33.00	5.48	-29.60	53.94	74.00	20.06	PK	Horizontal
2	5460.000	42.74	33.00	5.48	-29.60	51.62	68.20	16.58	PK	Horizontal

Data List									
NO.	**Freq. [MHz]**	**Reading [dBµV/m]**	**Antenna Factor [dB]**	**Cable loss [dB]**	**Level [dBµV/m]**	**Limit [dBµV/m]**	**Margin [dB]**	**Detector**	**Polarity**
1	5459.684	39.74	33.00	5.48	48.62	54.00	5.38	AV	Horizontal
2	5460.000	39.83	33.00	5.48	48.71	54.00	5.29	AV	Horizontal

Note:
1. Level = Reading + Cable loss + Antenna Factor + AMP
2. If Peak Result complies with AV limit, AV Result is deemed to comply with AV limit.
3. Test setup: RBW: 1 MHz, VBW: 3 MHz, Sweep time: auto.

TR-4-E-009 Radiated Emission Test Result

Test Date:	2024-12-17	**Tested By**:	Zhong Nan
EUT:	Desktop DAC and Headphone Amplifier	**Model Number**:	F4161K
Test Mode:	TX AC40 5670 MHz Mode	**Power Supply**:	AC 120/60Hz
Condition:	Temp:23.3°C;Humi:59.4%	**Test Site**:	DDT 3# Chamber
File Path:	d:\ts\2024 report data\Q24110729-1E\FCC ABOVE1G 5GWIFI\34		

Memo:

Test Graph

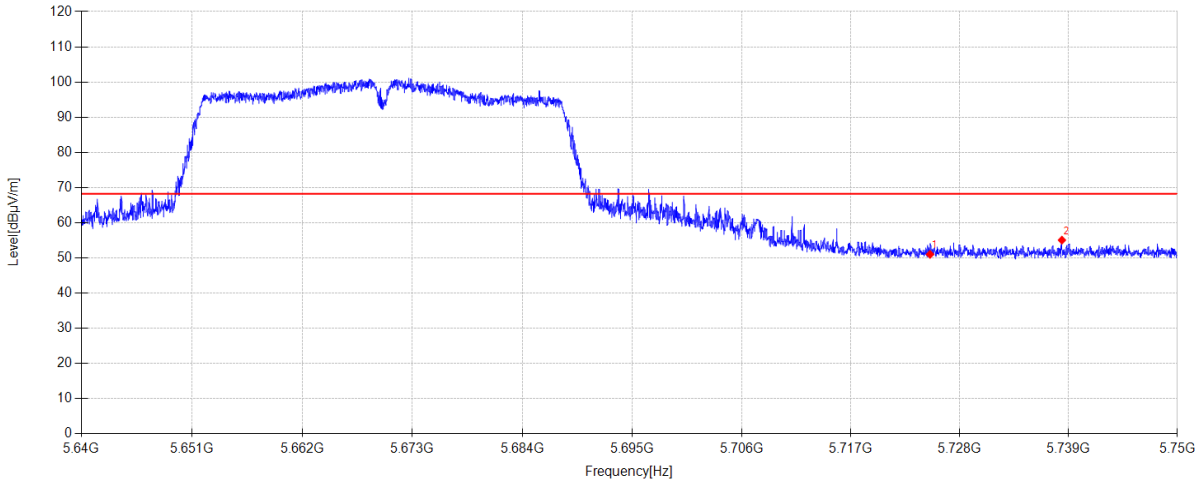

Data List										
NO.	**Freq. [MHz]**	**Reading [dBµV/m]**	**Antenna Factor [dB]**	**Cable loss [dB]**	**AMP [dB]**	**Level [dBµV/m]**	**Limit [dBµV/m]**	**Margin [dB]**	**Detector**	**Polarity**
1	5725.000	41.20	33.75	5.66	-29.60	51.01	68.20	17.19	PK	Horizontal
2	5738.318	45.16	33.83	5.67	-29.60	55.06	68.20	13.14	PK	Horizontal

Note:
1. Level = Reading + Cable loss + Antenna Factor + AMP
2. If Peak Result complies with AV limit, AV Result is deemed to comply with AV limit.
3. Test setup: RBW: 1 MHz, VBW: 3 MHz, Sweep time: auto.

TR-4-E-009 Radiated Emission Test Result

Test Date:	2024-12-17	**Tested By**:	Zhong Nan
EUT:	Desktop DAC and Headphone Amplifier	**Model Number**:	F4161K
Test Mode:	TX AC40 5710 MHz Mode	**Power Supply**:	AC 120/60Hz
Condition:	Temp:23.3°C;Humi:59.4%	**Test Site**:	DDT 3# Chamber
File Path:	d:\ts\2024 report data\Q24110729-1E\KUAYUE\2		
Memo:			

Test Graph

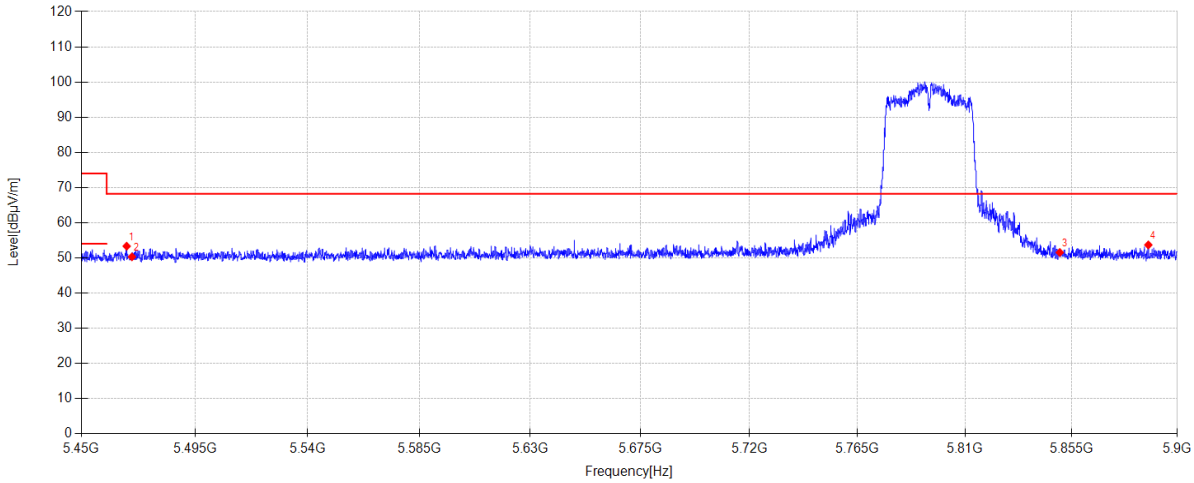

Data List										
NO.	**Freq. [MHz]**	**Reading [dBµV/m]**	**Antenna Factor [dB]**	**Cable loss [dB]**	**AMP [dB]**	**Level [dBµV/m]**	**Limit [dBµV/m]**	**Margin [dB]**	**Detector**	**Polarity**
1	5467.910	44.44	33.00	5.49	-29.60	53.33	68.20	14.87	PK	Horizontal
2	5470.000	41.42	33.00	5.49	-29.60	50.31	68.20	17.89	PK	Horizontal
3	5850.000	41.40	34.00	5.74	-29.60	51.54	68.20	16.66	PK	Horizontal
4	5887.625	43.44	34.08	5.77	-29.60	53.69	68.20	14.51	PK	Horizontal

Note:
1. Level = Reading + Cable loss + Antenna Factor + AMP
2. If Peak Result complies with AV limit, AV Result is deemed to comply with AV limit.
3. Test setup: RBW: 1 MHz, VBW: 3 MHz, Sweep time: auto.

TR-4-E-009 Radiated Emission Test Result

Test Date:	2024-12-17	**Tested By**:	Zhong Nan
EUT:	Desktop DAC and Headphone Amplifier	**Model Number**:	F4161K
Test Mode:	TX N40 5190 MHz Mode	**Power Supply**:	AC 120/60Hz
Condition:	Temp:23.3°C;Humi:59.4%	**Test Site**:	DDT 3# Chamber
File Path:	d:\ts\2024 report data\Q24110729-1E\FCC ABOVE1G 5GWIFI\41		
Memo:			

Test Graph

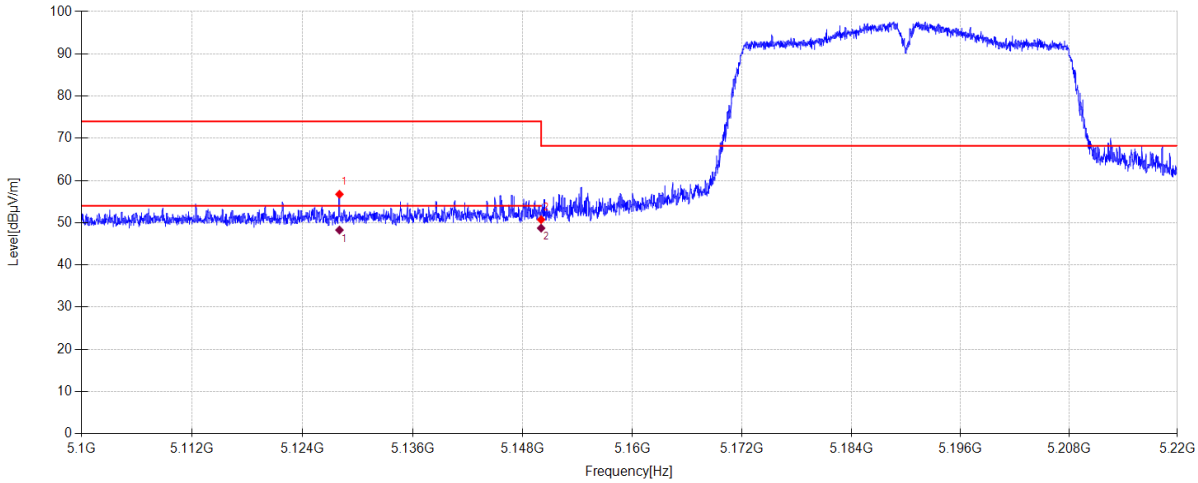

Data List										
NO.	**Freq. [MHz]**	**Reading [dBµV/m]**	**Antenna Factor [dB]**	**Cable loss [dB]**	**AMP [dB]**	**Level [dBµV/m]**	**Limit [dBµV/m]**	**Margin [dB]**	**Detector**	**Polarity**
1	5128.008	47.68	33.40	5.26	-29.60	56.74	74.00	17.26	PK	Horizontal
2	5150.000	41.65	33.40	5.28	-29.60	50.73	68.20	17.47	PK	Horizontal

Data List									
NO.	**Freq. [MHz]**	**Reading [dBµV/m]**	**Antenna Factor [dB]**	**Cable loss [dB]**	**Level [dBµV/m]**	**Limit [dBµV/m]**	**Margin [dB]**	**Detector**	**Polarity**
1	5128.008	39.21	33.40	5.26	48.27	54.00	5.73	AV	Horizontal
2	5150.000	39.64	33.40	5.28	48.72	54.00	5.28	AV	Horizontal

Note:
1. Level = Reading + Cable loss + Antenna Factor + AMP
2. If Peak Result complies with AV limit, AV Result is deemed to comply with AV limit.
3. Test setup: RBW: 1 MHz, VBW: 3 MHz, Sweep time: auto.

TR-4-E-009 Radiated Emission Test Result

Test Date:	2024-12-17	**Tested By**:	Zhong Nan
EUT:	Desktop DAC and Headphone Amplifier	**Model Number**:	F4161K
Test Mode:	TX N40 5310 MHz Mode	**Power Supply**:	AC 120/60Hz
Condition:	Temp:23.3°C;Humi:59.4%	**Test Site**:	DDT 3# Chamber
File Path:	d:\ts\2024 report data\Q24110729-1E\FCC ABOVE1G 5GWIFI\42		

Memo:

Test Graph

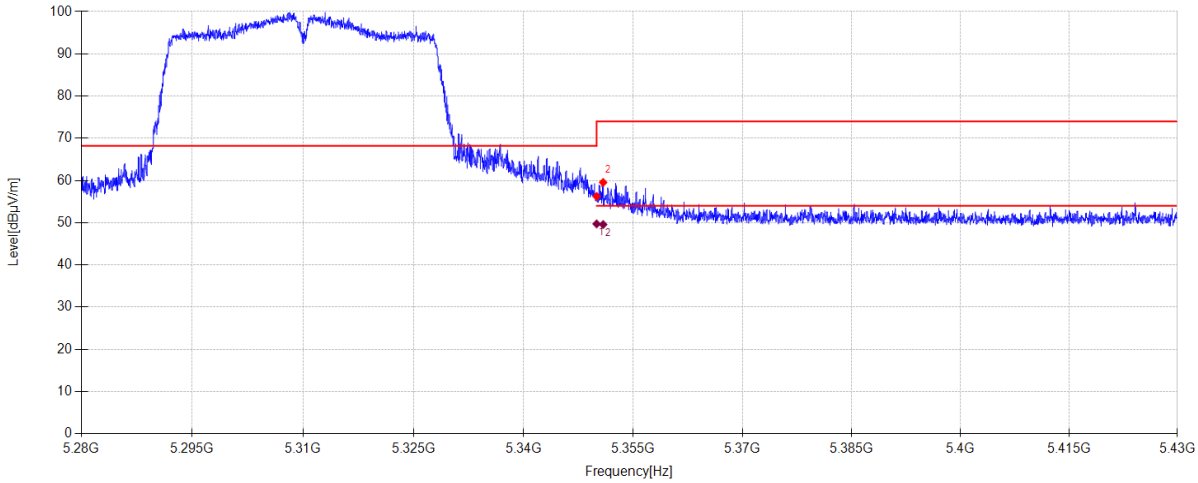

Data List										
NO.	**Freq. [MHz]**	**Reading [dBµV/m]**	**Antenna Factor [dB]**	**Cable loss [dB]**	**AMP [dB]**	**Level [dBµV/m]**	**Limit [dBµV/m]**	**Margin [dB]**	**Detector**	**Polarity**
1	5350.000	47.33	33.10	5.41	-29.60	56.24	68.20	11.96	PK	Horizontal
2	5350.890	50.64	33.10	5.41	-29.60	59.55	74.00	14.45	PK	Horizontal

Data List									
NO.	**Freq. [MHz]**	**Reading [dBµV/m]**	**Antenna Factor [dB]**	**Cable loss [dB]**	**Level [dBµV/m]**	**Limit [dBµV/m]**	**Margin [dB]**	**Detector**	**Polarity**
1	5350.000	40.81	33.10	5.41	49.72	54.00	4.28	AV	Horizontal
2	5350.890	40.67	33.10	5.41	49.58	54.00	4.42	AV	Horizontal

Note:
1. Level = Reading + Cable loss + Antenna Factor + AMP
2. If Peak Result complies with AV limit, AV Result is deemed to comply with AV limit.
3. Test setup: RBW: 1 MHz, VBW: 3 MHz, Sweep time: auto.

TR-4-E-009 Radiated Emission Test Result

Test Date:	2024-12-17	**Tested By**:	Zhong Nan
EUT:	Desktop DAC and Headphone Amplifier	**Model Number**:	F4161K
Test Mode:	TX N40 5510 MHz Mode	**Power Supply**:	AC 120/60Hz
Condition:	Temp:23.3°C;Humi:59.4%	**Test Site**:	DDT 3# Chamber
File Path:	d:\ts\2024 report data\Q24110729-1E\FCC ABOVE1G 5GWIFI\43		
Memo:			

Test Graph

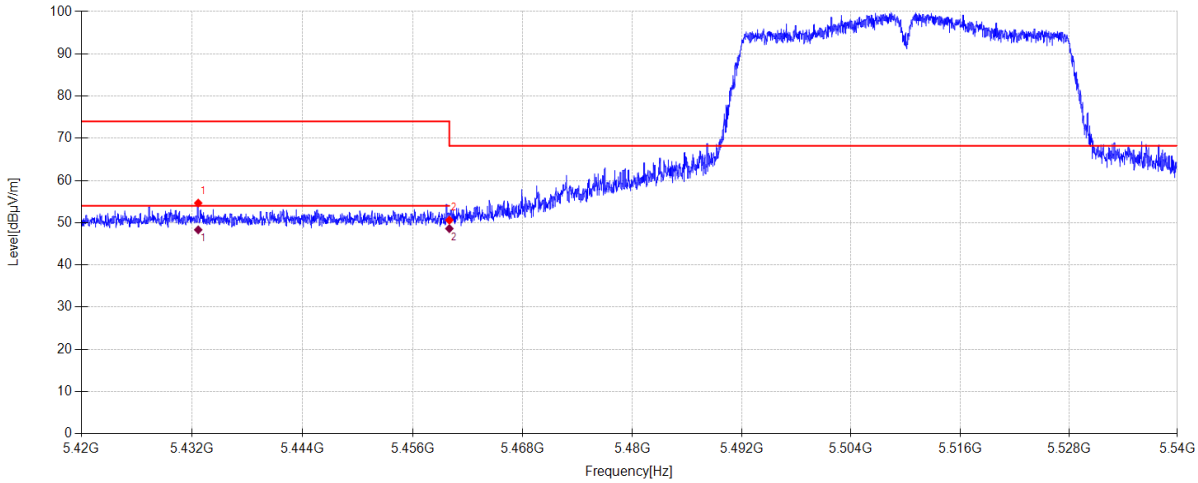

Data List										
NO.	**Freq. [MHz]**	**Reading [dBµV/m]**	**Antenna Factor [dB]**	**Cable loss [dB]**	**AMP [dB]**	**Level [dBµV/m]**	**Limit [dBµV/m]**	**Margin [dB]**	**Detector**	**Polarity**
1	5432.672	45.76	33.03	5.47	-29.60	54.66	74.00	19.34	PK	Horizontal
2	5460.000	41.73	33.00	5.48	-29.60	50.61	68.20	17.59	PK	Horizontal

Data List									
NO.	**Freq. [MHz]**	**Reading [dBµV/m]**	**Antenna Factor [dB]**	**Cable loss [dB]**	**Level [dBµV/m]**	**Limit [dBµV/m]**	**Margin [dB]**	**Detector**	**Polarity**
1	5432.672	39.42	33.03	5.47	48.32	54.00	5.68	AV	Horizontal
2	5460.000	39.73	33.00	5.48	48.61	54.00	5.39	AV	Horizontal

Note:
1. Level = Reading + Cable loss + Antenna Factor + AMP
2. If Peak Result complies with AV limit, AV Result is deemed to comply with AV limit.
3. Test setup: RBW: 1 MHz, VBW: 3 MHz, Sweep time: auto.

TR-4-E-009 Radiated Emission Test Result

Test Date:	2024-12-17	**Tested By**:	Zhong Nan
EUT:	Desktop DAC and Headphone Amplifier	**Model Number**:	F4161K
Test Mode:	TX N40 5670 MHz Mode	**Power Supply**:	AC 120/60Hz
Condition:	Temp:23.3°C;Humi:59.4%	**Test Site**:	DDT 3# Chamber
File Path:	d:\ts\2024 report data\Q24110729-1E\FCC ABOVE1G 5GWIFI\46		

Memo:

Test Graph

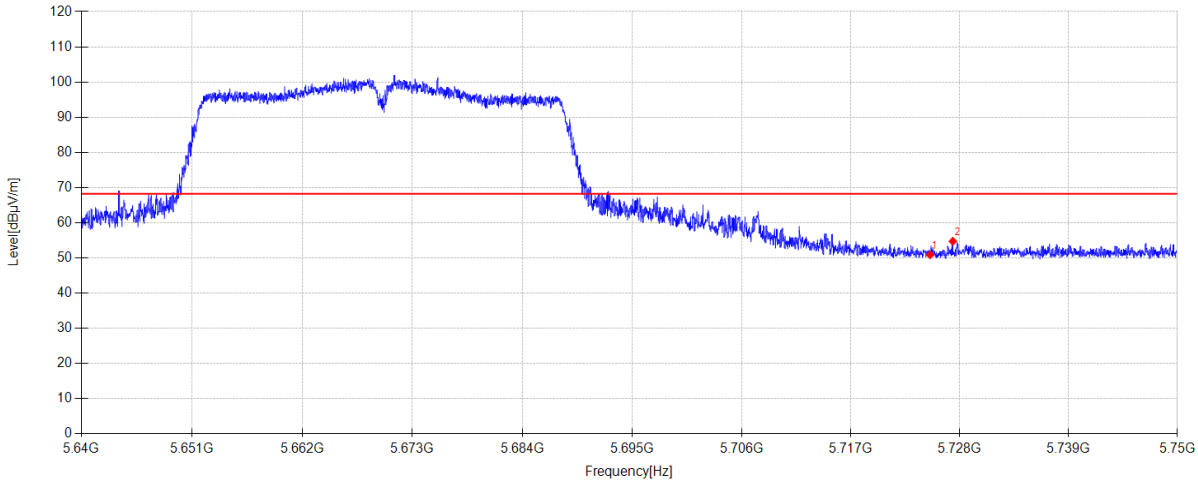

Data List										
NO.	**Freq. [MHz]**	**Reading [dBµV/m]**	**Antenna Factor [dB]**	**Cable loss [dB]**	**AMP [dB]**	**Level [dBµV/m]**	**Limit [dBµV/m]**	**Margin [dB]**	**Detector**	**Polarity**
1	5725.000	41.07	33.75	5.66	-29.60	50.88	68.20	17.32	PK	Horizontal
2	5727.296	44.90	33.76	5.66	-29.60	54.72	68.20	13.48	PK	Horizontal

Note:
1. Level = Reading + Cable loss + Antenna Factor + AMP
2. If Peak Result complies with AV limit, AV Result is deemed to comply with AV limit.
3. Test setup: RBW: 1 MHz, VBW: 3 MHz, Sweep time: auto.

TR-4-E-009 Radiated Emission Test Result

Test Date:	2024-12-17	**Tested By**:	Zhong Nan
EUT:	Desktop DAC and Headphone Amplifier	**Model Number**:	F4161K
Test Mode:	TX N40 5710 MHz Mode	**Power Supply**:	AC 120/60Hz
Condition:	Temp:23.3°C;Humi:59.4%	**Test Site**:	DDT 3# Chamber
File Path:	d:\ts\2024 report data\Q24110729-1E\KUAYUE\5		

Memo:

Test Graph

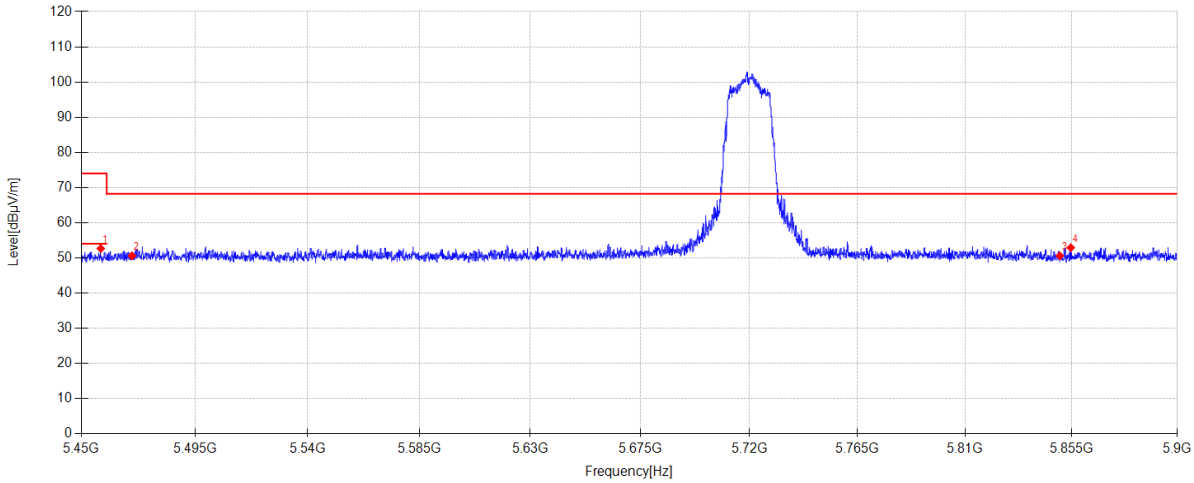

Data List										
NO.	**Freq. [MHz]**	**Reading [dBµV/m]**	**Antenna Factor [dB]**	**Cable loss [dB]**	**AMP [dB]**	**Level [dBµV/m]**	**Limit [dBµV/m]**	**Margin [dB]**	**Detector**	**Polarity**
1	5457.650	43.79	33.00	5.48	-29.60	52.67	74.00	21.33	PK	Horizontal
2	5470.000	41.70	33.00	5.49	-29.60	50.59	68.20	17.61	PK	Horizontal
3	5850.000	40.48	34.00	5.74	-29.60	50.62	68.20	17.58	PK	Horizontal
4	5854.685	42.75	34.01	5.74	-29.60	52.90	68.20	15.30	PK	Horizontal

Note:
1. Level = Reading + Cable loss + Antenna Factor + AMP
2. If Peak Result complies with AV limit, AV Result is deemed to comply with AV limit.
3. Test setup: RBW: 1 MHz, VBW: 3 MHz, Sweep time: auto.

TR-4-E-009 Radiated Emission Test Result

Test Date:	2024-12-17	**Tested By**:	Zhong Nan
EUT:	Desktop DAC and Headphone Amplifier	**Model Number**:	F4161K
Test Mode:	TX AC80 5290 MHz Mode	**Power Supply**:	AC 120/60Hz
Condition:	Temp:23.3°C;Humi:59.4%	**Test Site**:	DDT 3# Chamber
File Path:	d:\ts\2024 report data\Q24110729-1E\FCC ABOVE1G 5GWIFI\37		
Memo:			

Test Graph

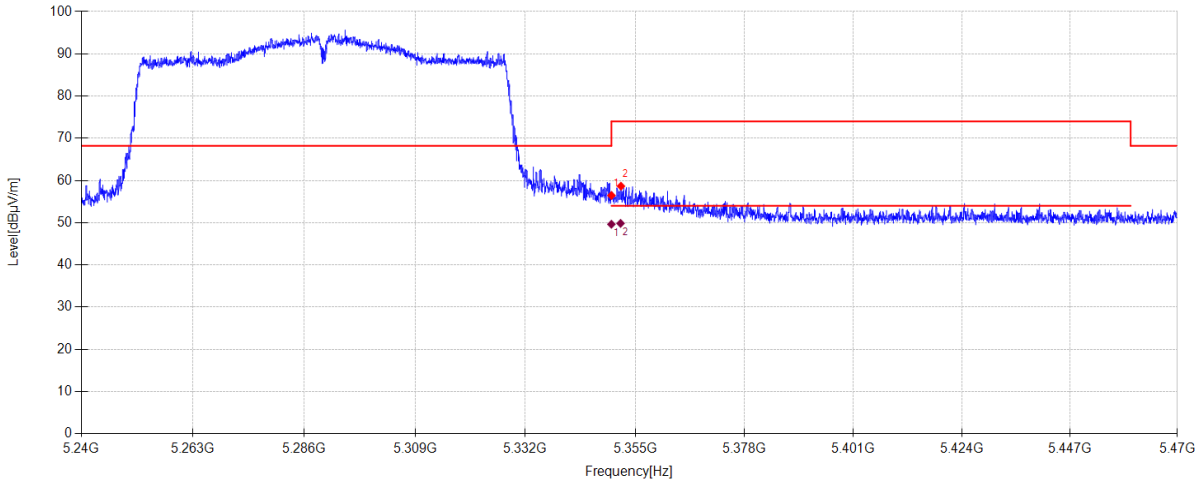

Data List										
NO.	**Freq. [MHz]**	**Reading [dBµV/m]**	**Antenna Factor [dB]**	**Cable loss [dB]**	**AMP [dB]**	**Level [dBµV/m]**	**Limit [dBµV/m]**	**Margin [dB]**	**Detector**	**Polarity**
1	5350.000	47.55	33.10	5.41	-29.60	56.46	68.20	11.74	PK	Horizontal
2	5352.010	49.75	33.10	5.41	-29.60	58.66	74.00	15.34	PK	Horizontal

Data List									
NO.	**Freq. [MHz]**	**Reading [dBµV/m]**	**Antenna Factor [dB]**	**Cable loss [dB]**	**Level [dBµV/m]**	**Limit [dBµV/m]**	**Margin [dB]**	**Detector**	**Polarity**
1	5350.000	40.73	33.10	5.41	49.64	54.00	4.36	AV	Horizontal
2	5351.923	40.93	33.10	5.41	49.84	54.00	4.16	AV	Horizontal

Note:
1. Level = Reading + Cable loss + Antenna Factor + AMP
2. If Peak Result complies with AV limit, AV Result is deemed to comply with AV limit.
3. Test setup: RBW: 1 MHz, VBW: 3 MHz, Sweep time: auto.

TR-4-E-009 Radiated Emission Test Result

Test Date:	2024-12-17	**Tested By**:	Zhong Nan
EUT:	Desktop DAC and Headphone Amplifier	**Model Number**:	F4161K
Test Mode:	TX AC80 5210 MHz Mode	**Power Supply**:	AC 120/60Hz
Condition:	Temp:23.3°C;Humi:59.4%	**Test Site**:	DDT 3# Chamber
File Path:	d:\ts\2024 report data\Q24110729-1E\FCC ABOVE1G 5GWIFI\38		
Memo:			

Test Graph

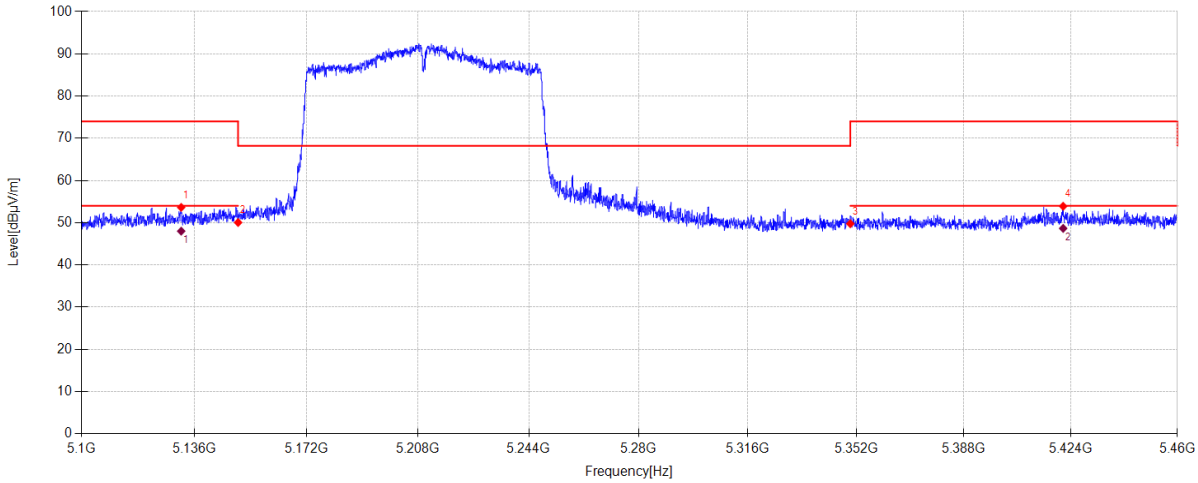

Data List										
NO.	**Freq. [MHz]**	**Reading [dBµV/m]**	**Antenna Factor [dB]**	**Cable loss [dB]**	**AMP [dB]**	**Level [dBµV/m]**	**Limit [dBµV/m]**	**Margin [dB]**	**Detector**	**Polarity**
1	5131.788	44.57	33.40	5.27	-29.60	53.64	74.00	20.36	PK	Horizontal
2	5150.000	40.98	33.40	5.28	-29.60	50.06	68.20	18.14	PK	Horizontal
3	5350.000	40.85	33.10	5.41	-29.60	49.76	68.20	18.44	PK	Horizontal
4	5421.336	44.98	33.06	5.46	-29.60	53.90	74.00	20.10	PK	Horizontal

Data List									
NO.	**Freq. [MHz]**	**Reading [dBµV/m]**	**Antenna Factor [dB]**	**Cable loss [dB]**	**Level [dBµV/m]**	**Limit [dBµV/m]**	**Margin [dB]**	**Detector**	**Polarity**
1	5131.788	38.94	33.40	5.27	48.01	54.00	5.99	AV	Horizontal
2	5421.336	39.74	33.06	5.46	48.66	54.00	5.34	AV	Horizontal

Note:
1. Level = Reading + Cable loss + Antenna Factor + AMP
2. If Peak Result complies with AV limit, AV Result is deemed to comply with AV limit.
3. Test setup: RBW: 1 MHz, VBW: 3 MHz, Sweep time: auto.

TR-4-E-009 Radiated Emission Test Result

Test Date:	2024-12-17	**Tested By**:	Zhong Nan
EUT:	Desktop DAC and Headphone Amplifier	**Model Number**:	F4161K
Test Mode:	TX AC80 5530 MHz Mode	**Power Supply**:	AC 120/60Hz
Condition:	Temp:23.3°C;Humi:59.4%	**Test Site**:	DDT 3# Chamber
File Path:	d:\ts\2024 report data\Q24110729-1E\FCC ABOVE1G 5GWIFI\39		
Memo:			

Test Graph

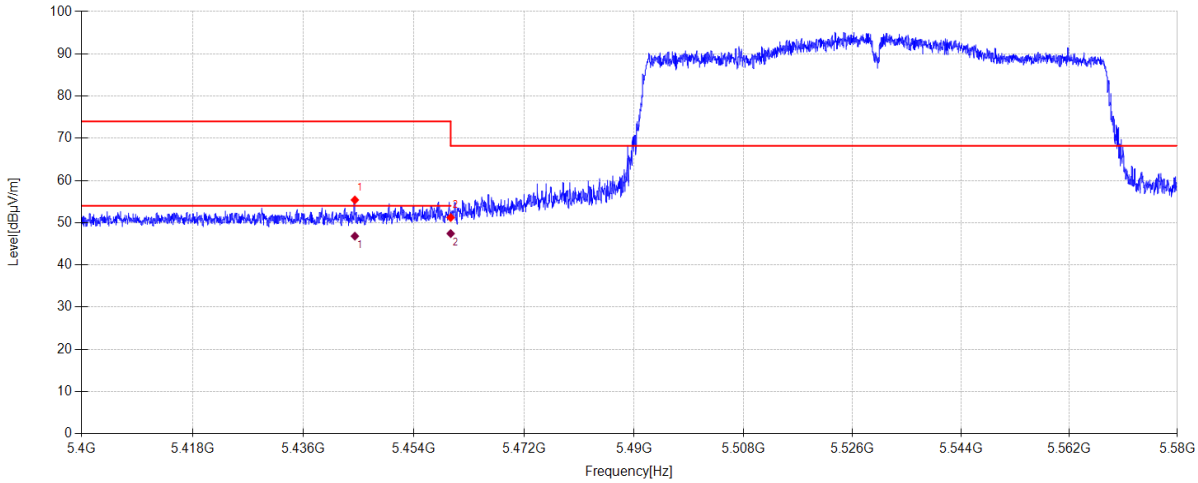

Data List										
NO.	**Freq. [MHz]**	**Reading [dBµV/m]**	**Antenna Factor [dB]**	**Cable loss [dB]**	**AMP [dB]**	**Level [dBµV/m]**	**Limit [dBµV/m]**	**Margin [dB]**	**Detector**	**Polarity**
1	5444.370	46.51	33.01	5.47	-29.60	55.39	74.00	18.61	PK	Horizontal
2	5460.000	42.35	33.00	5.48	-29.60	51.23	68.20	16.97	PK	Horizontal

Data List									
NO.	**Freq. [MHz]**	**Reading [dBµV/m]**	**Antenna Factor [dB]**	**Cable loss [dB]**	**Level [dBµV/m]**	**Limit [dBµV/m]**	**Margin [dB]**	**Detector**	**Polarity**
1	5444.370	37.94	33.01	5.47	46.82	54.00	7.18	AV	Horizontal
2	5460.000	38.55	33.00	5.48	47.43	54.00	6.57	AV	Horizontal

Note:
1. Level = Reading + Cable loss + Antenna Factor + AMP
2. If Peak Result complies with AV limit, AV Result is deemed to comply with AV limit.
3. Test setup: RBW: 1 MHz, VBW: 3 MHz, Sweep time: auto.

TR-4-E-009 Radiated Emission Test Result

Test Date:	2024-12-17	**Tested By**:	Zhong Nan
EUT:	Desktop DAC and Headphone Amplifier	**Model Number**:	F4161K
Test Mode:	TX AC80 5610 MHz Mode	**Power Supply**:	AC 120/60Hz
Condition:	Temp:23.3°C;Humi:59.4%	**Test Site**:	DDT 3# Chamber
File Path:	d:\ts\2024 report data\Q24110729-1E\FCC ABOVE1G 5GWIFI\47		
Memo:			

Test Graph

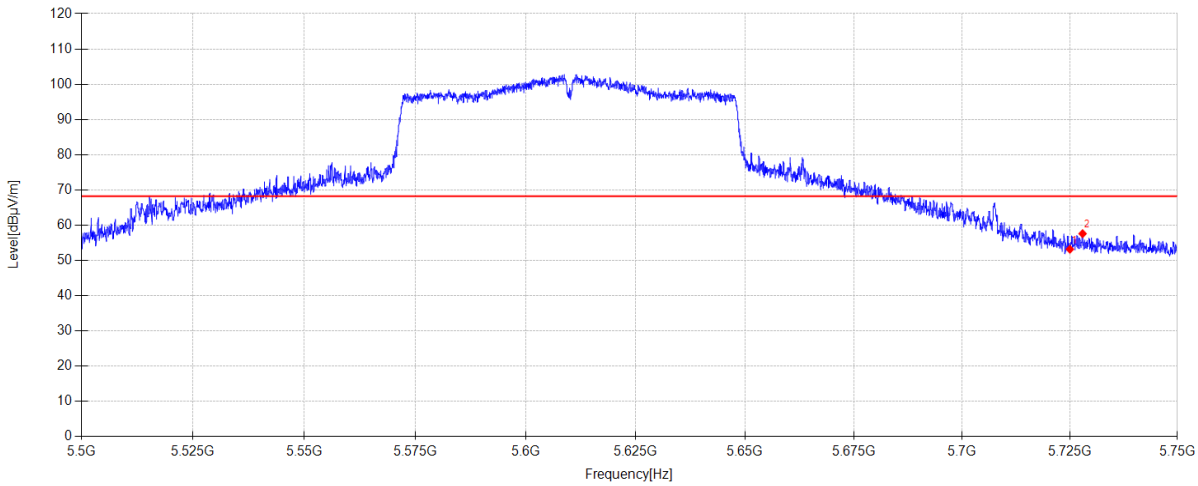

Data List										
NO.	**Freq. [MHz]**	**Reading [dBµV/m]**	**Antenna Factor [dB]**	**Cable loss [dB]**	**AMP [dB]**	**Level [dBµV/m]**	**Limit [dBµV/m]**	**Margin [dB]**	**Detector**	**Polarity**
1	5725.000	43.35	33.75	5.66	-29.60	53.16	68.20	15.04	PK	Horizontal
2	5727.950	47.76	33.77	5.66	-29.60	57.59	68.20	10.61	PK	Horizontal

Note:
1. Level = Reading + Cable loss + Antenna Factor + AMP
2. If Peak Result complies with AV limit, AV Result is deemed to comply with AV limit.
3. Test setup: RBW: 1 MHz, VBW: 3 MHz, Sweep time: auto.

TR-4-E-009 Radiated Emission Test Result

Test Date:	2024-12-17	**Tested By**:	Zhong Nan
EUT:	Desktop DAC and Headphone Amplifier	**Model Number**:	F4161K
Test Mode:	TX AC80 5690 MHz Mode	**Power Supply**:	AC 120/60Hz
Condition:	Temp:23.3°C;Humi:59.4%	**Test Site**:	DDT 3# Chamber
File Path:	d:\ts\2024 report data\Q24110729-1E\KUAYUE\1		

Memo:

Test Graph

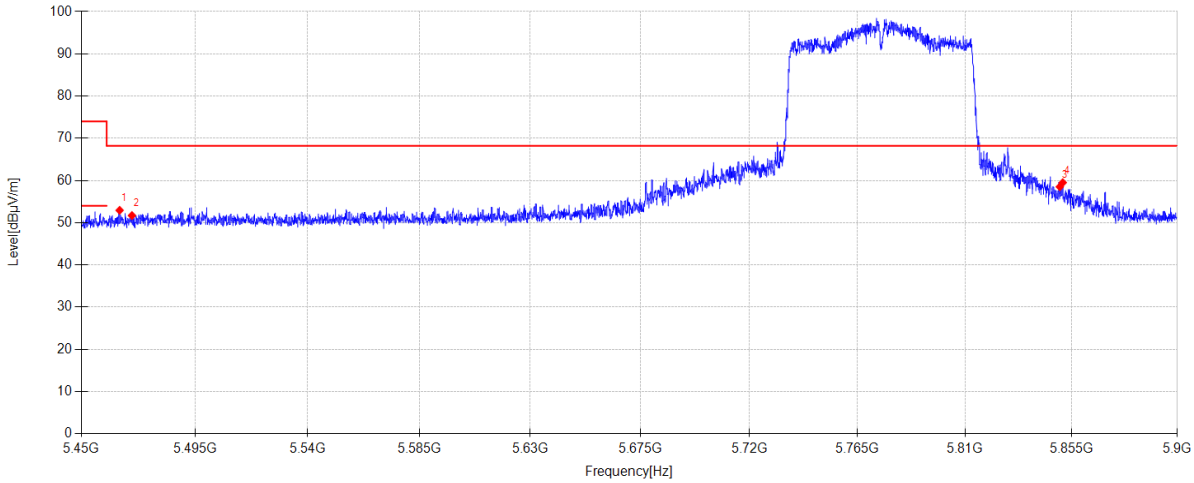

Data List										
NO.	**Freq. [MHz]**	**Reading [dBµV/m]**	**Antenna Factor [dB]**	**Cable loss [dB]**	**AMP [dB]**	**Level [dBµV/m]**	**Limit [dBµV/m]**	**Margin [dB]**	**Detector**	**Polarity**
1	5465.120	44.05	33.00	5.49	-29.60	52.94	68.20	15.26	PK	Horizontal
2	5470.000	42.81	33.00	5.49	-29.60	51.70	68.20	16.50	PK	Horizontal
3	5850.000	48.37	34.00	5.74	-29.60	58.51	68.20	9.69	PK	Horizontal
4	5851.265	49.36	34.00	5.74	-29.60	59.50	68.20	8.70	PK	Horizontal

Note:
1. Level = Reading + Cable loss + Antenna Factor + AMP
2. If Peak Result complies with AV limit, AV Result is deemed to comply with AV limit.
3. Test setup: RBW: 1 MHz, VBW: 3 MHz, Sweep time: auto.

TR-4-E-009 Radiated Emission Test Result

Test Date:	2024-12-17	**Tested By**:	Zhong Nan
EUT:	Desktop DAC and Headphone Amplifier	**Model Number**:	F4161K
Test Mode:	TX 11A 5745 MHz Mode	**Power Supply**:	AC 120/60Hz
Condition:	Temp:23.3°C;Humi:59.4%	**Test Site**:	DDT 3# Chamber
File Path:	d:\ts\2024 report data\Q24110729-1E\MASK\1		
Memo:			

Test Graph

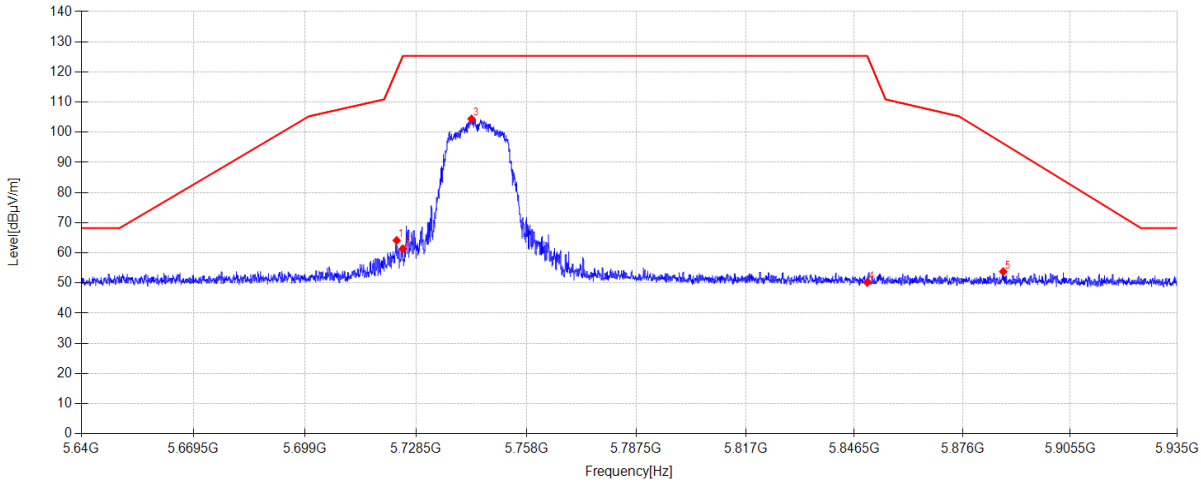

Data List										
NO.	**Freq. [MHz]**	**Reading [dBµV/m]**	**Antenna Factor [dB]**	**Cable loss [dB]**	**AMP [dB]**	**Level [dBµV/m]**	**Limit [dBµV/m]**	**Margin [dB]**	**Detector**	**Polarity**
1	5723.338	54.34	33.74	5.66	-29.60	64.14	120.51	56.37	PK	Horizontal
2	5725.000	51.55	33.75	5.66	-29.60	61.36	125.30	63.94	PK	Horizontal
3	5743.309	94.49	33.86	5.67	-29.60	104.42	125.30	20.88	PK	Horizontal
4	5850.000	40.05	34.00	5.74	-29.60	50.19	125.30	75.11	PK	Horizontal
5	5887.122	43.55	34.07	5.77	-29.60	53.79	96.31	42.52	PK	Horizontal

Note:
1. Level = Reading + Cable loss + Antenna Factor + AMP
2. If Peak Result complies with AV limit, AV Result is deemed to comply with AV limit.
3. Test setup: RBW: 1 MHz, VBW: 3 MHz, Sweep time: auto.

TR-4-E-009 Radiated Emission Test Result

Test Date:	2024-12-17	**Tested By**:	Zhong Nan
EUT:	Desktop DAC and Headphone Amplifier	**Model Number**:	F4161K
Test Mode:	TX 11A 5785 MHz Mode	**Power Supply**:	AC 120/60Hz
Condition:	Temp:23.3°C;Humi:59.4%	**Test Site**:	DDT 3# Chamber
File Path:	d:\ts\2024 report data\Q24110729-1E\MASK\3		
Memo:			

Test Graph

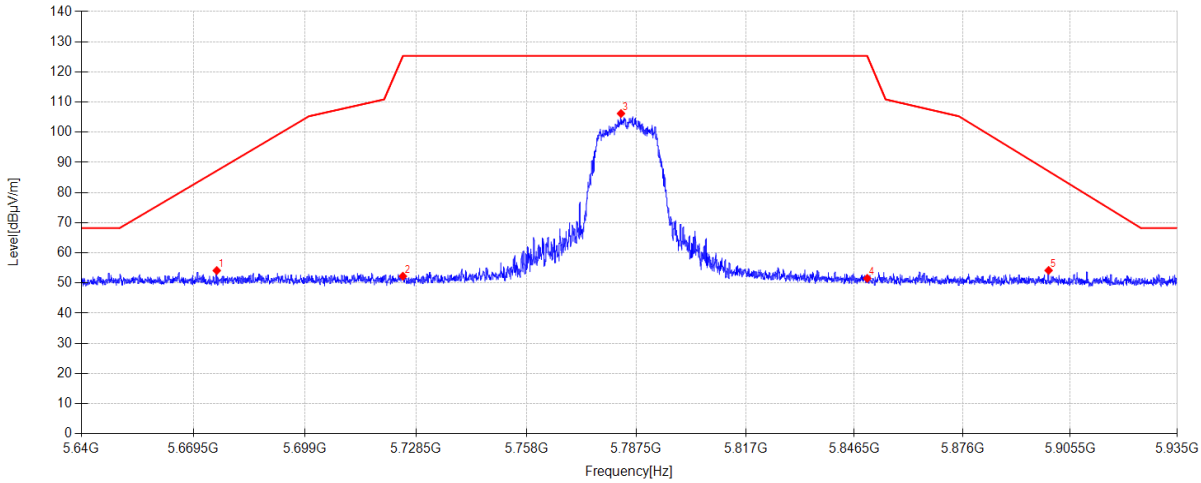

Data List										
NO.	**Freq. [MHz]**	**Reading [dBµV/m]**	**Antenna Factor [dB]**	**Cable loss [dB]**	**AMP [dB]**	**Level [dBµV/m]**	**Limit [dBµV/m]**	**Margin [dB]**	**Detector**	**Polarity**
1	5675.636	44.60	33.50	5.63	-29.60	54.13	87.22	33.09	PK	Horizontal
2	5725.000	42.45	33.75	5.66	-29.60	52.26	125.30	73.04	PK	Horizontal
3	5783.370	96.01	34.10	5.70	-29.60	106.21	125.30	19.09	PK	Horizontal
4	5850.000	41.41	34.00	5.74	-29.60	51.55	125.30	73.75	PK	Horizontal
5	5899.571	43.91	34.10	5.77	-29.60	54.18	87.07	32.89	PK	Horizontal

Note:
1. Level = Reading + Cable loss + Antenna Factor + AMP
2. If Peak Result complies with AV limit, AV Result is deemed to comply with AV limit.
3. Test setup: RBW: 1 MHz, VBW: 3 MHz, Sweep time: auto.

TR-4-E-009 Radiated Emission Test Result

Test Date:	2024-12-17	**Tested By**:	Zhong Nan
EUT:	Desktop DAC and Headphone Amplifier	**Model Number**:	F4161K
Test Mode:	TX 11A 5825 MHz Mode	**Power Supply**:	AC 120/60Hz
Condition:	Temp:23.3°C;Humi:59.4%	**Test Site**:	DDT 3# Chamber
File Path:	d:\ts\2024 report data\Q24110729-1E\MASK\4		
Memo:			

Test Graph

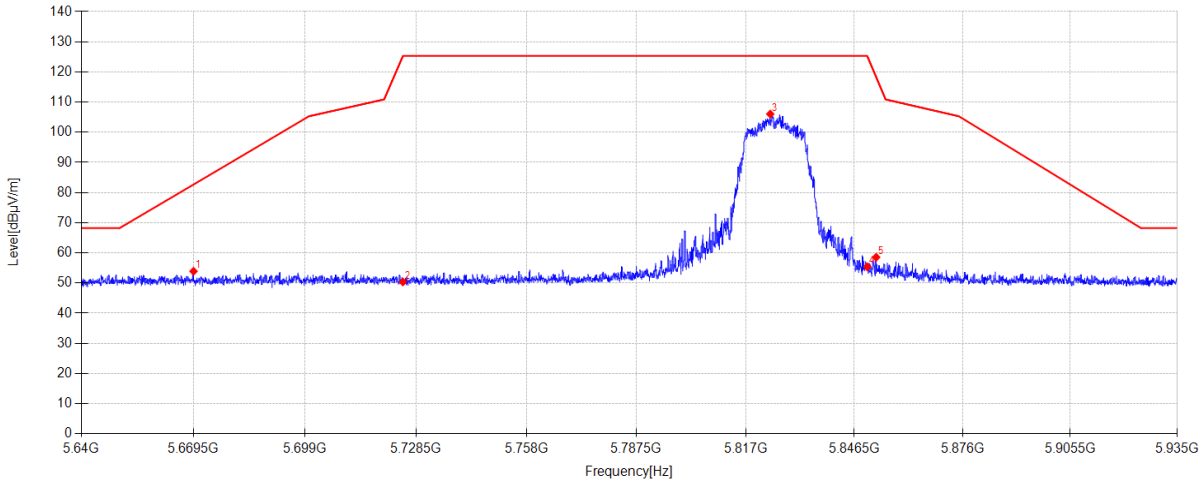

Data List										
NO.	**Freq. [MHz]**	**Reading [dBµV/m]**	**Antenna Factor [dB]**	**Cable loss [dB]**	**AMP [dB]**	**Level [dBµV/m]**	**Limit [dBµV/m]**	**Margin [dB]**	**Detector**	**Polarity**
1	5669.500	44.40	33.48	5.62	-29.60	53.90	82.67	28.77	PK	Horizontal
2	5725.000	40.55	33.75	5.66	-29.60	50.36	125.30	74.94	PK	Horizontal
3	5823.667	95.81	34.11	5.72	-29.60	106.04	125.30	19.26	PK	Horizontal
4	5850.000	45.23	34.00	5.74	-29.60	55.37	125.30	69.93	PK	Horizontal
5	5852.430	48.41	34.00	5.74	-29.60	58.55	118.30	59.75	PK	Horizontal

Note:
1. Level = Reading + Cable loss + Antenna Factor + AMP
2. If Peak Result complies with AV limit, AV Result is deemed to comply with AV limit.
3. Test setup: RBW: 1 MHz, VBW: 3 MHz, Sweep time: auto.

TR-4-E-009 Radiated Emission Test Result

Test Date:	2024-12-17	**Tested By**:	Zhong Nan
EUT:	Desktop DAC and Headphone Amplifier	**Model Number**:	F4161K
Test Mode:	TX N20 5745 MHz Mode	**Power Supply**:	AC 120/60Hz
Condition:	Temp:23.3°C;Humi:59.4%	**Test Site**:	DDT 3# Chamber
File Path:	d:\ts\2024 report data\Q24110729-1E\MASK\5		
Memo:			

Test Graph

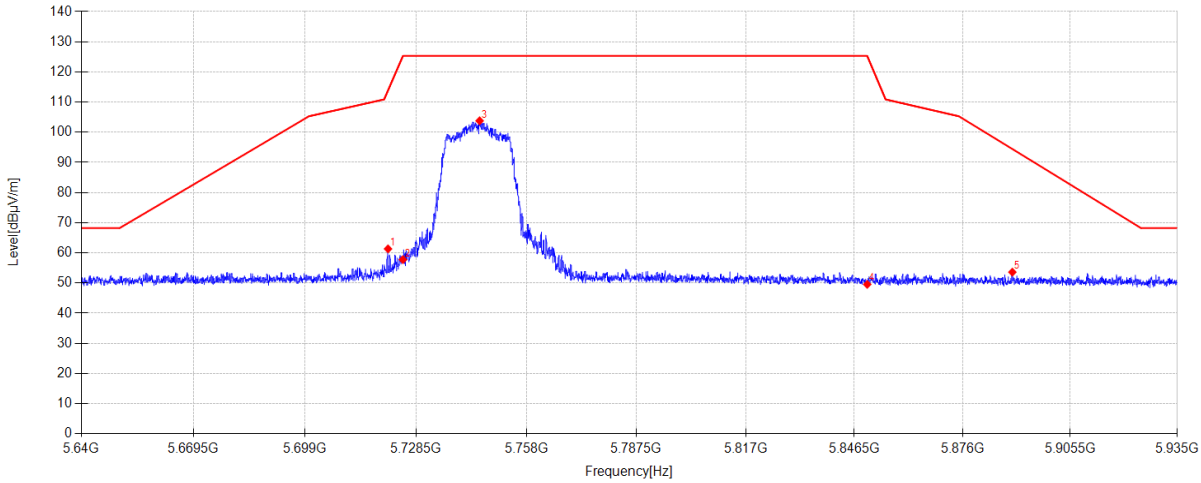

Data List										
NO.	**Freq. [MHz]**	**Reading [dBµV/m]**	**Antenna Factor [dB]**	**Cable loss [dB]**	**AMP [dB]**	**Level [dBµV/m]**	**Limit [dBµV/m]**	**Margin [dB]**	**Detector**	**Polarity**
1	5721.037	51.54	33.73	5.66	-29.60	61.33	113.89	52.56	PK	Horizontal
2	5725.000	47.96	33.75	5.66	-29.60	57.77	125.30	67.53	PK	Horizontal
3	5745.463	93.85	33.87	5.67	-29.60	103.79	125.30	21.51	PK	Horizontal
4	5850.000	39.41	34.00	5.74	-29.60	49.55	125.30	75.75	PK	Horizontal
5	5889.629	43.36	34.08	5.77	-29.60	53.61	94.45	40.84	PK	Horizontal

Note:
1. Level = Reading + Cable loss + Antenna Factor + AMP
2. If Peak Result complies with AV limit, AV Result is deemed to comply with AV limit.
3. Test setup: RBW: 1 MHz, VBW: 3 MHz, Sweep time: auto.

TR-4-E-009 Radiated Emission Test Result

Test Date:	2024-12-17	**Tested By**:	Zhong Nan
EUT:	Desktop DAC and Headphone Amplifier	**Model Number**:	F4161K
Test Mode:	TX N20 5785 MHz Mode	**Power Supply**:	AC 120/60Hz
Condition:	Temp:23.3°C;Humi:59.4%	**Test Site**:	DDT 3# Chamber
File Path:	d:\ts\2024 report data\Q24110729-1E\MASK\6		
Memo:			

Test Graph

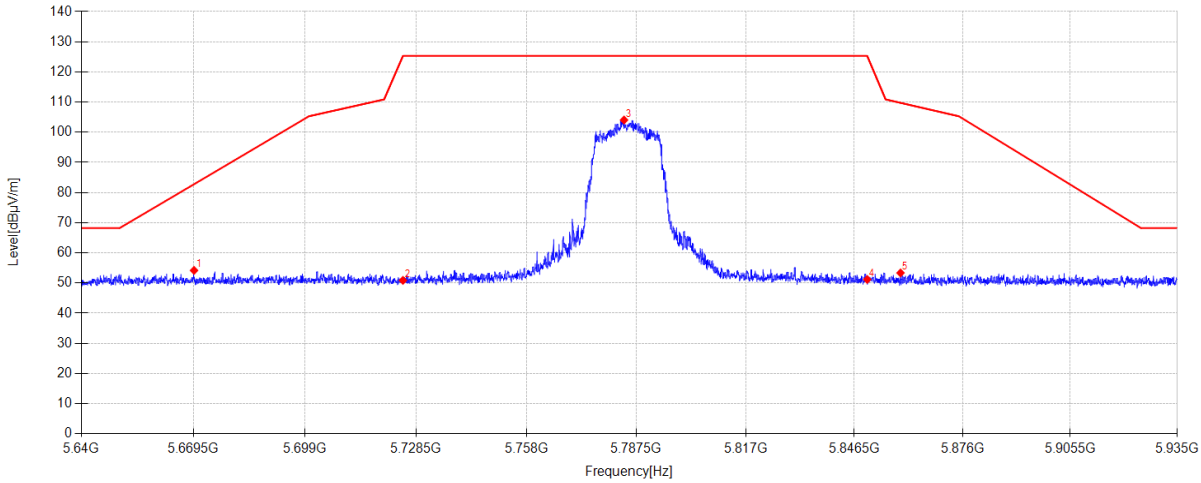

Data List										
NO.	**Freq. [MHz]**	**Reading [dBµV/m]**	**Antenna Factor [dB]**	**Cable loss [dB]**	**AMP [dB]**	**Level [dBµV/m]**	**Limit [dBµV/m]**	**Margin [dB]**	**Detector**	**Polarity**
1	5669.648	44.68	33.48	5.62	-29.60	54.18	82.78	28.60	PK	Horizontal
2	5725.000	41.07	33.75	5.66	-29.60	50.88	125.30	74.42	PK	Horizontal
3	5784.196	93.86	34.11	5.70	-29.60	104.07	125.30	21.23	PK	Horizontal
4	5850.000	41.05	34.00	5.74	-29.60	51.19	125.30	74.11	PK	Horizontal
5	5859.067	43.19	34.02	5.75	-29.60	53.36	109.76	56.40	PK	Horizontal

Note:
1. Level = Reading + Cable loss + Antenna Factor + AMP
2. If Peak Result complies with AV limit, AV Result is deemed to comply with AV limit.
3. Test setup: RBW: 1 MHz, VBW: 3 MHz, Sweep time: auto.

TR-4-E-009 Radiated Emission Test Result

Test Date:	2024-12-17	**Tested By**:	Zhong Nan
EUT:	Desktop DAC and Headphone Amplifier	**Model Number**:	F4161K
Test Mode:	TX N20 5825 MHz Mode	**Power Supply**:	AC 120/60Hz
Condition:	Temp:23.3°C;Humi:59.4%	**Test Site**:	DDT 3# Chamber
File Path:	d:\ts\2024 report data\Q24110729-1E\MASK\7		
Memo:			

Test Graph

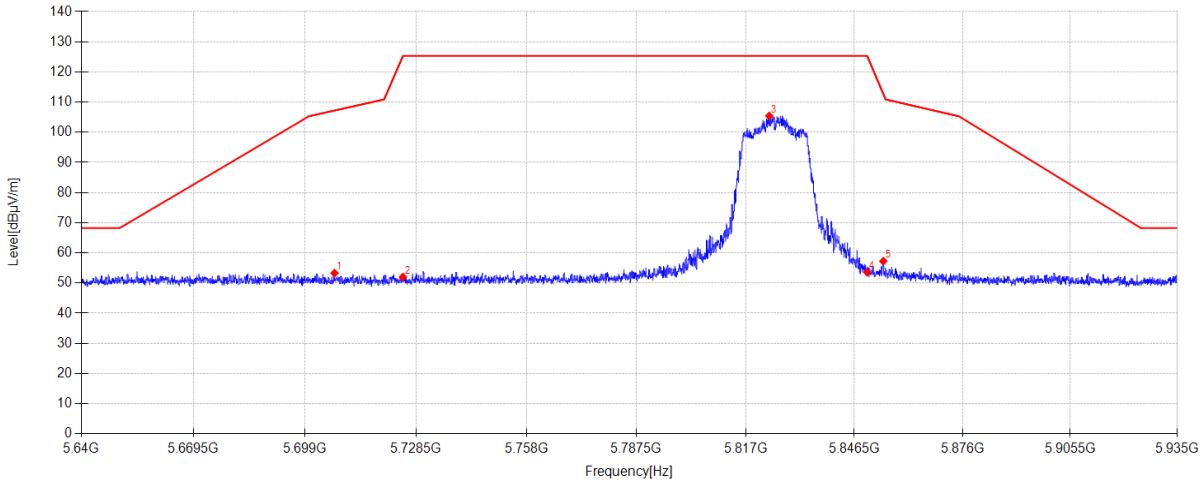

Data List										
NO.	**Freq. [MHz]**	**Reading [dBµV/m]**	**Antenna Factor [dB]**	**Cable loss [dB]**	**AMP [dB]**	**Level [dBµV/m]**	**Limit [dBµV/m]**	**Margin [dB]**	**Detector**	**Polarity**
1	5706.818	43.59	33.64	5.65	-29.60	53.28	107.21	53.93	PK	Horizontal
2	5725.000	42.17	33.75	5.66	-29.60	51.98	125.30	73.32	PK	Horizontal
3	5823.402	95.19	34.11	5.72	-29.60	105.42	125.30	19.88	PK	Horizontal
4	5850.000	43.44	34.00	5.74	-29.60	53.58	125.30	71.72	PK	Horizontal
5	5854.377	47.08	34.01	5.74	-29.60	57.23	112.70	55.47	PK	Horizontal

Note:
1. Level = Reading + Cable loss + Antenna Factor + AMP
2. If Peak Result complies with AV limit, AV Result is deemed to comply with AV limit.
3. Test setup: RBW: 1 MHz, VBW: 3 MHz, Sweep time: auto.

TR-4-E-009 Radiated Emission Test Result

Test Date:	2024-12-17	**Tested By**:	Zhong Nan
EUT:	Desktop DAC and Headphone Amplifier	**Model Number**:	F4161K
Test Mode:	TX N40 5755 MHz Mode	**Power Supply**:	AC 120/60Hz
Condition:	Temp:23.3°C;Humi:59.4%	**Test Site**:	DDT 3# Chamber
File Path:	d:\ts\2024 report data\Q24110729-1E\MASK\9		
Memo:			

Test Graph

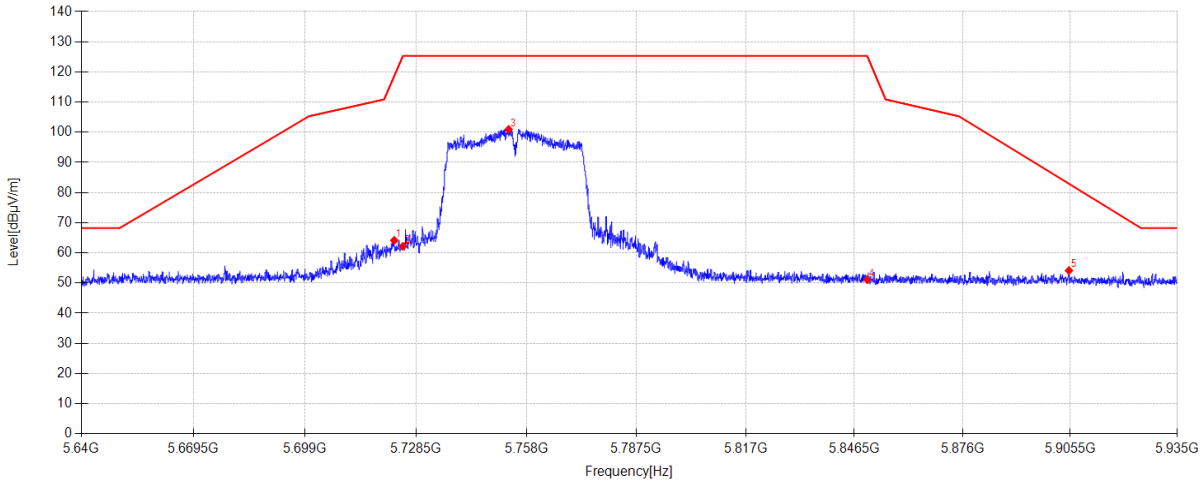

Data List										
NO.	**Freq. [MHz]**	**Reading [dBµV/m]**	**Antenna Factor [dB]**	**Cable loss [dB]**	**AMP [dB]**	**Level [dBµV/m]**	**Limit [dBµV/m]**	**Margin [dB]**	**Detector**	**Polarity**
1	5722.689	54.35	33.74	5.66	-29.60	64.15	118.64	54.49	PK	Horizontal
2	5725.000	52.36	33.75	5.66	-29.60	62.17	125.30	63.13	PK	Horizontal
3	5753.221	90.95	33.92	5.68	-29.60	100.95	125.30	24.35	PK	Horizontal
4	5850.000	40.98	34.00	5.74	-29.60	51.12	125.30	74.18	PK	Horizontal
5	5905.146	43.84	34.11	5.78	-29.60	54.13	82.93	28.80	PK	Horizontal

Note:
1. Level = Reading + Cable loss + Antenna Factor + AMP
2. If Peak Result complies with AV limit, AV Result is deemed to comply with AV limit.
3. Test setup: RBW: 1 MHz, VBW: 3 MHz, Sweep time: auto.

TR-4-E-009 Radiated Emission Test Result

Test Date:	2024-12-17	**Tested By**:	Zhong Nan
EUT:	Desktop DAC and Headphone Amplifier	**Model Number**:	F4161K
Test Mode:	TX N40 5795 MHz Mode	**Power Supply**:	AC 120/60Hz
Condition:	Temp:23.3°C;Humi:59.4%	**Test Site**:	DDT 3# Chamber
File Path:	d:\ts\2024 report data\Q24110729-1E\MASK\11		
Memo:			

Test Graph

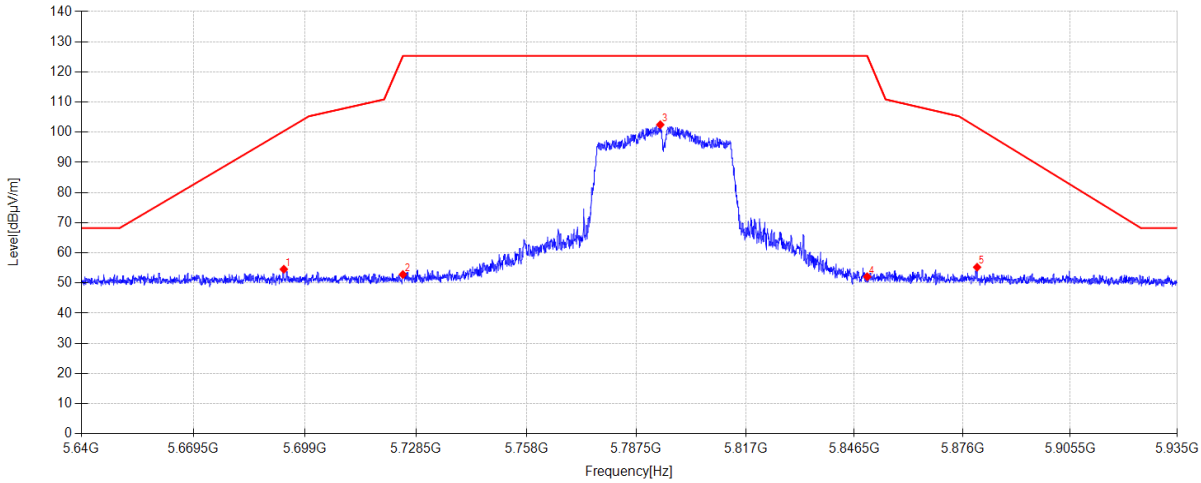

Data List										
NO.	**Freq. [MHz]**	**Reading [dBµV/m]**	**Antenna Factor [dB]**	**Cable loss [dB]**	**AMP [dB]**	**Level [dBµV/m]**	**Limit [dBµV/m]**	**Margin [dB]**	**Detector**	**Polarity**
1	5693.366	44.97	33.57	5.64	-29.60	54.58	100.38	45.80	PK	Horizontal
2	5725.000	43.02	33.75	5.66	-29.60	52.83	125.30	72.47	PK	Horizontal
3	5793.961	92.25	34.16	5.70	-29.60	102.51	125.30	22.79	PK	Horizontal
4	5850.000	41.95	34.00	5.74	-29.60	52.09	125.30	73.21	PK	Horizontal
5	5879.983	45.03	34.06	5.76	-29.60	55.25	101.60	46.35	PK	Horizontal

Note:
1. Level = Reading + Cable loss + Antenna Factor + AMP
2. If Peak Result complies with AV limit, AV Result is deemed to comply with AV limit.
3. Test setup: RBW: 1 MHz, VBW: 3 MHz, Sweep time: auto.

TR-4-E-009 Radiated Emission Test Result

Test Date:	2024-12-17	**Tested By**:	Zhong Nan
EUT:	Desktop DAC and Headphone Amplifier	**Model Number**:	F4161K
Test Mode:	TX AC20 5745 MHz Mode	**Power Supply**:	AC 120/60Hz
Condition:	Temp:23.3°C;Humi:59.4%	**Test Site**:	DDT 3# Chamber
File Path:	d:\ts\2024 report data\Q24110729-1E\MASK\12		
Memo:			

Test Graph

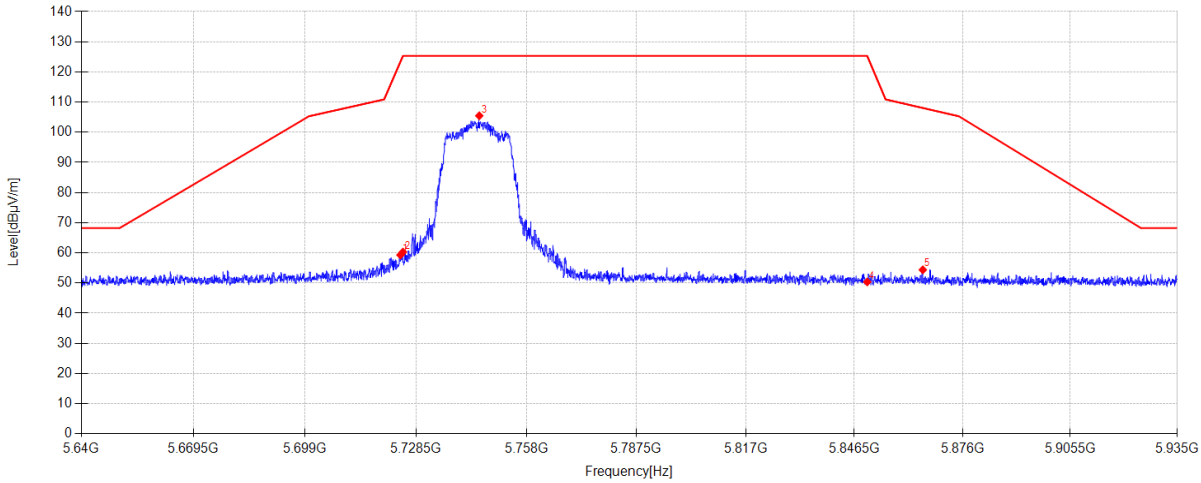

Data List										
NO.	**Freq. [MHz]**	**Reading [dBµV/m]**	**Antenna Factor [dB]**	**Cable loss [dB]**	**AMP [dB]**	**Level [dBµV/m]**	**Limit [dBµV/m]**	**Margin [dB]**	**Detector**	**Polarity**
1	5724.341	49.49	33.75	5.66	-29.60	59.30	123.40	64.10	PK	Horizontal
2	5725.000	50.46	33.75	5.66	-29.60	60.27	125.30	65.03	PK	Horizontal
3	5745.374	95.53	33.87	5.67	-29.60	105.47	125.30	19.83	PK	Horizontal
4	5850.000	40.23	34.00	5.74	-29.60	50.37	125.30	74.93	PK	Horizontal
5	5865.144	44.20	34.03	5.75	-29.60	54.38	108.06	53.68	PK	Horizontal

Note:
1. Level = Reading + Cable loss + Antenna Factor + AMP
2. If Peak Result complies with AV limit, AV Result is deemed to comply with AV limit.
3. Test setup: RBW: 1 MHz, VBW: 3 MHz, Sweep time: auto.

TR-4-E-009 Radiated Emission Test Result

Test Date:	2024-12-17	**Tested By**:	Zhong Nan
EUT:	Desktop DAC and Headphone Amplifier	**Model Number**:	F4161K
Test Mode:	TX AC20 5785 MHz Mode	**Power Supply**:	AC 120/60Hz
Condition:	Temp:23.3°C;Humi:59.4%	**Test Site**:	DDT 3# Chamber
File Path:	d:\ts\2024 report data\Q24110729-1E\MASK\13		
Memo:			

Test Graph

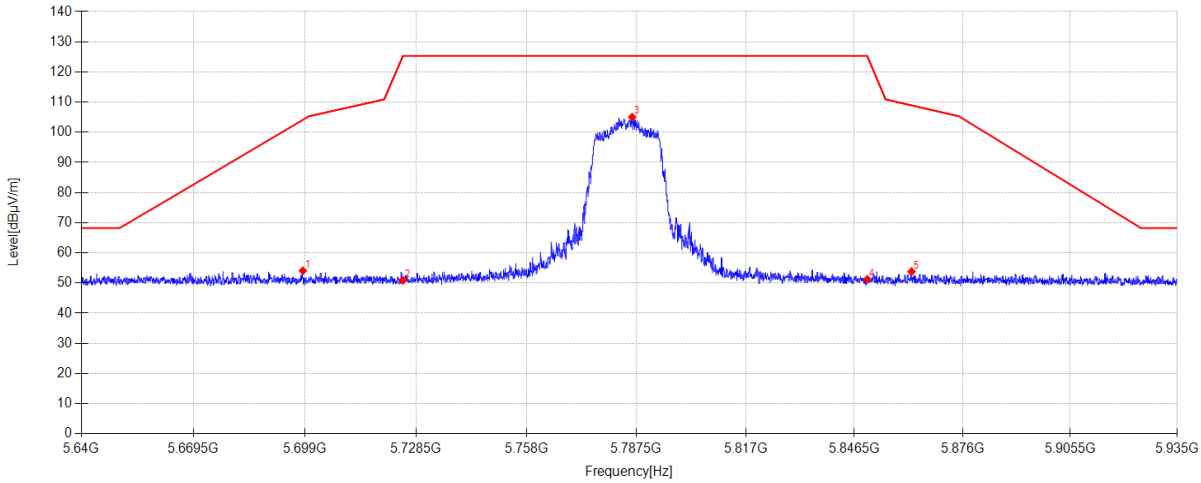

Data List										
NO.	**Freq. [MHz]**	**Reading [dBµV/m]**	**Antenna Factor [dB]**	**Cable loss [dB]**	**AMP [dB]**	**Level [dBµV/m]**	**Limit [dBµV/m]**	**Margin [dB]**	**Detector**	**Polarity**
1	5698.410	44.44	33.59	5.64	-29.60	54.07	104.12	50.05	PK	Horizontal
2	5725.000	41.08	33.75	5.66	-29.60	50.89	125.30	74.41	PK	Horizontal
3	5786.379	94.79	34.12	5.70	-29.60	105.01	125.30	20.29	PK	Horizontal
4	5850.000	41.09	34.00	5.74	-29.60	51.23	125.30	74.07	PK	Horizontal
5	5862.076	43.60	34.02	5.75	-29.60	53.77	108.92	55.15	PK	Horizontal

Note:
1. Level = Reading + Cable loss + Antenna Factor + AMP
2. If Peak Result complies with AV limit, AV Result is deemed to comply with AV limit.
3. Test setup: RBW: 1 MHz, VBW: 3 MHz, Sweep time: auto.

TR-4-E-009 Radiated Emission Test Result

Test Date:	2024-12-17	**Tested By**:	Zhong Nan
EUT:	Desktop DAC and Headphone Amplifier	**Model Number**:	F4161K
Test Mode:	TX AC20 5825 MHz Mode	**Power Supply**:	AC 120/60Hz
Condition:	Temp:23.3°C;Humi:59.4%	**Test Site**:	DDT 3# Chamber
File Path:	d:\ts\2024 report data\Q24110729-1E\MASK\14		
Memo:			

Test Graph

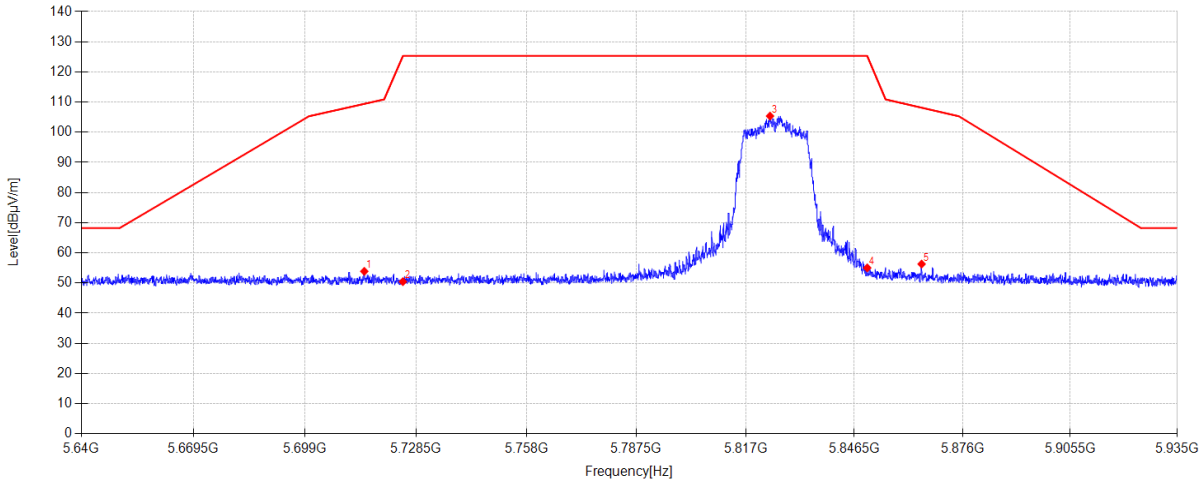

Data List										
NO.	**Freq. [MHz]**	**Reading [dBµV/m]**	**Antenna Factor [dB]**	**Cable loss [dB]**	**AMP [dB]**	**Level [dBµV/m]**	**Limit [dBµV/m]**	**Margin [dB]**	**Detector**	**Polarity**
1	5714.724	44.14	33.69	5.65	-29.60	53.88	109.42	55.54	PK	Horizontal
2	5725.000	40.65	33.75	5.66	-29.60	50.46	125.30	74.84	PK	Horizontal
3	5823.608	95.14	34.11	5.72	-29.60	105.37	125.30	19.93	PK	Horizontal
4	5850.000	44.89	34.00	5.74	-29.60	55.03	125.30	70.27	PK	Horizontal
5	5864.820	46.12	34.03	5.75	-29.60	56.30	108.15	51.85	PK	Horizontal

Note:
1. Level = Reading + Cable loss + Antenna Factor + AMP
2. If Peak Result complies with AV limit, AV Result is deemed to comply with AV limit.
3. Test setup: RBW: 1 MHz, VBW: 3 MHz, Sweep time: auto.

TR-4-E-009 Radiated Emission Test Result

Test Date:	2024-12-17	**Tested By**:	Zhong Nan
EUT:	Desktop DAC and Headphone Amplifier	**Model Number**:	F4161K
Test Mode:	TX AC40 5795 MHz Mode	**Power Supply**:	AC 120/60Hz
Condition:	Temp:23.3°C;Humi:59.4%	**Test Site**:	DDT 3# Chamber
File Path:	d:\ts\2024 report data\Q24110729-1E\MASK\15		
Memo:			

Test Graph

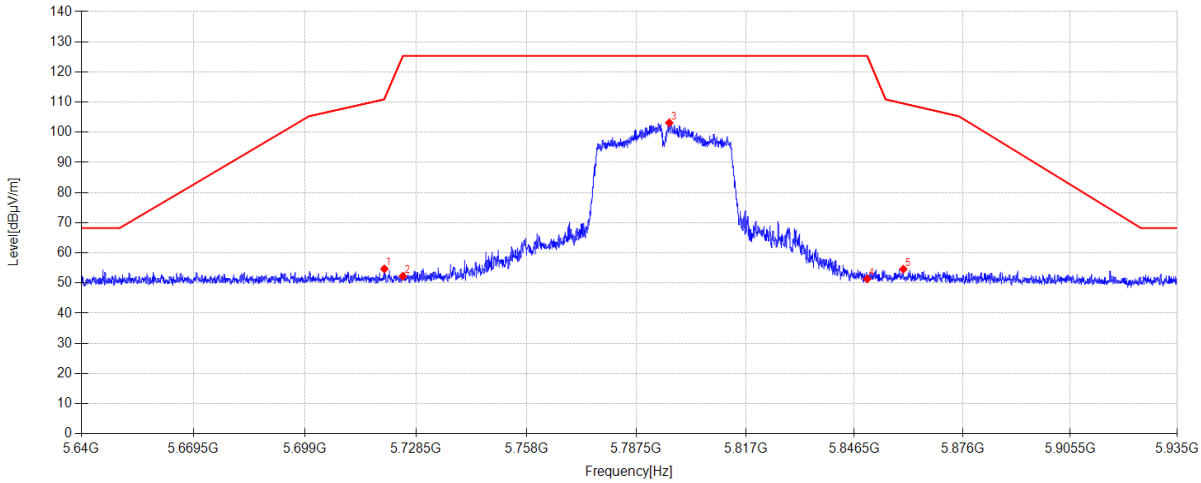

Data List										
NO.	**Freq. [MHz]**	**Reading [dBµV/m]**	**Antenna Factor [dB]**	**Cable loss [dB]**	**AMP [dB]**	**Level [dBµV/m]**	**Limit [dBµV/m]**	**Margin [dB]**	**Detector**	**Polarity**
1	5720.063	44.91	33.72	5.66	-29.60	54.69	111.08	56.39	PK	Horizontal
2	5725.000	42.44	33.75	5.66	-29.60	52.25	125.30	73.05	PK	Horizontal
3	5796.380	92.86	34.18	5.71	-29.60	103.15	125.30	22.15	PK	Horizontal
4	5850.000	41.23	34.00	5.74	-29.60	51.37	125.30	73.93	PK	Horizontal
5	5859.834	44.43	34.02	5.75	-29.60	54.60	109.55	54.95	PK	Horizontal

Note:
1. Level = Reading + Cable loss + Antenna Factor + AMP
2. If Peak Result complies with AV limit, AV Result is deemed to comply with AV limit.
3. Test setup: RBW: 1 MHz, VBW: 3 MHz, Sweep time: auto.

TR-4-E-009 Radiated Emission Test Result

Test Date:	2024-12-17	**Tested By**:	Zhong Nan
EUT:	Desktop DAC and Headphone Amplifier	**Model Number**:	F4161K
Test Mode:	TX AC40 5755 MHz Mode	**Power Supply**:	AC 120/60Hz
Condition:	Temp:23.3°C;Humi:59.4%	**Test Site**:	DDT 3# Chamber
File Path:	d:\ts\2024 report data\Q24110729-1E\MASK\16		
Memo:			

Test Graph

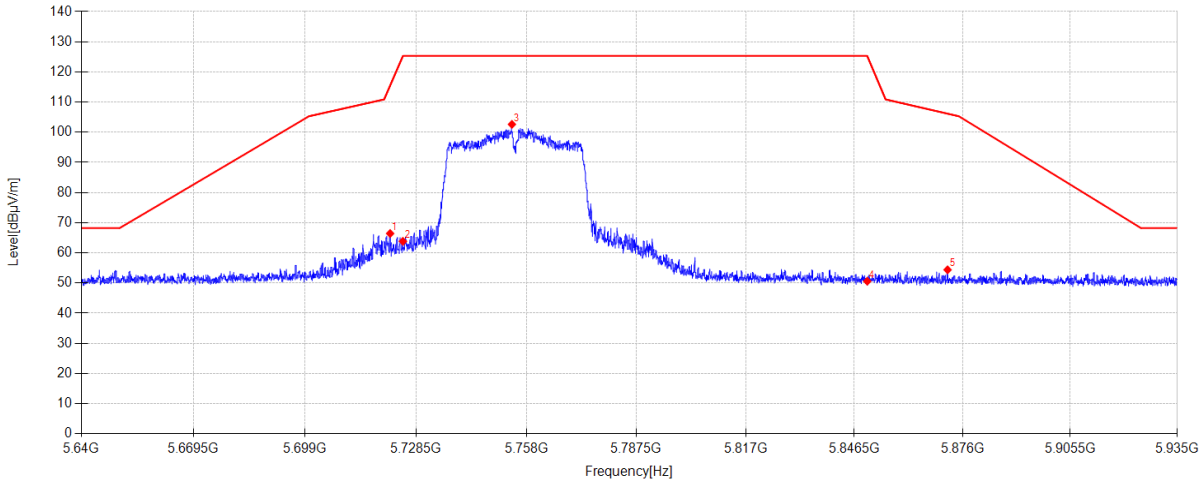

Data List										
NO.	**Freq. [MHz]**	**Reading [dBµV/m]**	**Antenna Factor [dB]**	**Cable loss [dB]**	**AMP [dB]**	**Level [dBµV/m]**	**Limit [dBµV/m]**	**Margin [dB]**	**Detector**	**Polarity**
1	5721.597	56.63	33.73	5.66	-29.60	66.42	115.50	49.08	PK	Horizontal
2	5725.000	54.03	33.75	5.66	-29.60	63.84	125.30	61.46	PK	Horizontal
3	5754.106	92.63	33.92	5.68	-29.60	102.63	125.30	22.67	PK	Horizontal
4	5850.000	40.47	34.00	5.74	-29.60	50.61	125.30	74.69	PK	Horizontal
5	5871.900	44.19	34.04	5.76	-29.60	54.39	106.17	51.78	PK	Horizontal

Note:
1. Level = Reading + Cable loss + Antenna Factor + AMP
2. If Peak Result complies with AV limit, AV Result is deemed to comply with AV limit.
3. Test setup: RBW: 1 MHz, VBW: 3 MHz, Sweep time: auto.

TR-4-E-009 Radiated Emission Test Result

Test Date:	2024-12-17	**Tested By**:	Zhong Nan
EUT:	Desktop DAC and Headphone Amplifier	**Model Number**:	F4161K
Test Mode:	TX AC80 5775 MHz Mode	**Power Supply**:	AC 120/60Hz
Condition:	Temp:23.3°C;Humi:59.4%	**Test Site**:	DDT 3# Chamber
File Path:	d:\ts\2024 report data\Q24110729-1E\MASK\18		
Memo:			

Test Graph

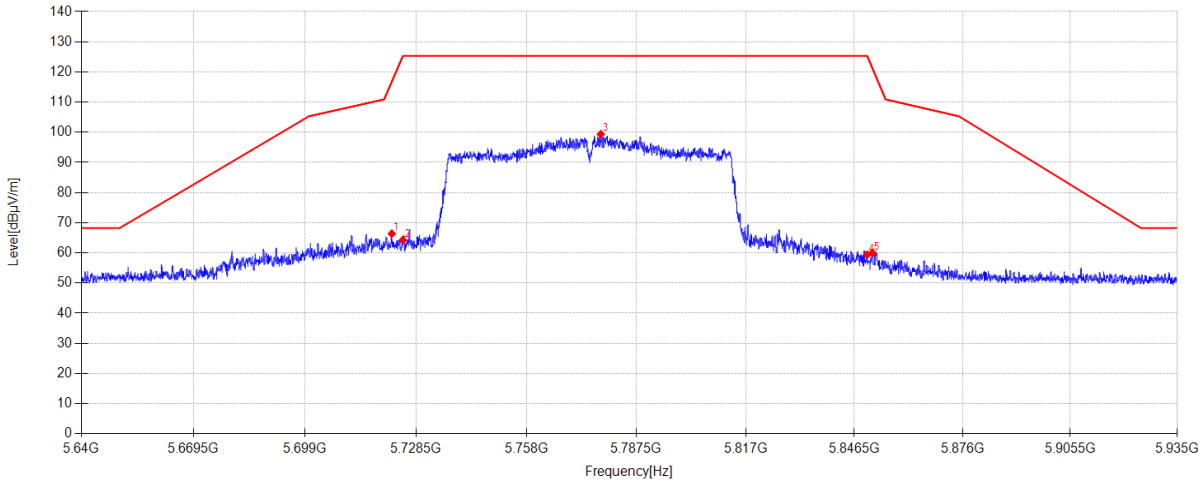

Data List										
NO.	**Freq. [MHz]**	**Reading [dBµV/m]**	**Antenna Factor [dB]**	**Cable loss [dB]**	**AMP [dB]**	**Level [dBµV/m]**	**Limit [dBµV/m]**	**Margin [dB]**	**Detector**	**Polarity**
1	5722.040	56.57	33.73	5.66	-29.60	66.36	116.77	50.41	PK	Horizontal
2	5725.000	54.45	33.75	5.66	-29.60	64.26	125.30	61.04	PK	Horizontal
3	5777.942	89.20	34.07	5.69	-29.60	99.36	125.30	25.94	PK	Horizontal
4	5850.000	49.27	34.00	5.74	-29.60	59.41	125.30	65.89	PK	Horizontal
5	5851.427	49.89	34.00	5.74	-29.60	60.03	121.19	61.16	PK	Horizontal

Note:
1. Level = Reading + Cable loss + Antenna Factor + AMP
2. If Peak Result complies with AV limit, AV Result is deemed to comply with AV limit.
3. Test setup: RBW: 1 MHz, VBW: 3 MHz, Sweep time: auto.

15.Power Line Conducted Emissions

15.1. Test equipment

Equipment	Manufacturer	Model No.	Serial No.	Cal Due To
Δ-shaped artificial power network	SCHWARZBECK	PVDC 8301	DDT-ZC03939	2025/03/31
Condected Radiated Software	Audix	E3	DDT-ZC00562	/
Pulse Limiter	SCHWARZBECK	VTSD 9561	DDT-ZC02128	2025/07/08
Two Line V-Network	R&S	ENV216	DDT-ZC02059	2025/07/08
Three-phase artificial power network	SCHWARZBECK	NSLK 8163	DDT-ZC01572	2025/07/08
EMI Test Receiver	R&S	ESCI/E3	DDT-ZC01297	2025/07/08
Two Line V-Network	R&S	ENV216	DDT-ZC02056	2025/07/08
RF Cable	Yuhu Technology	Z806-NJ-NJ-6M	DDT-ZC02004	2025/07/08

15.2. Block diagram of test setup

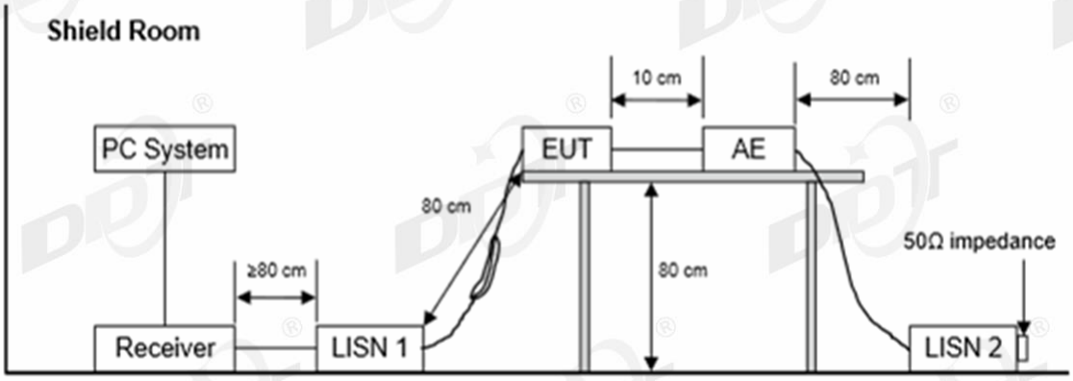

15.3. Limits

Frequency	Quasi-Peak Level dB(uV)	Average Level dB(uV)
150 kHz~500 kHz	66 ~ 56*	56 ~ 46*
500 kHz~5 MHz	56	46
5 MHz~30 MHz	60	50

Note 1: * Decreasing linearly with logarithm of frequency.

Note 2: The lower limit shall apply at the transition frequencies.

15.4. Assistant equipment used for test

Assistant equipment	Manufacturer	Model number	Description	other
/	/	/	/	/

15.5. Test procedure

The EUT and Support equipment, if needed, were put placed on a non-metallic table, 80cm above the ground plane.

All support equipment power received from a second LISN.

Emissions were measured on each current carrying line of the EUT using an EMI Test Receiver connected to the LISN powering the EUT.

The Receiver scanned from 150 kHz to 30 MHz for emissions in each of the test modes.

During the above scans, the emissions were maximized by cable manipulation.

The test mode(s) described in clause 2.4 were scanned during the preliminary test.

After the preliminary scan, we found the test mode producing the highest emission level.

The EUT configuration and worse cable configuration of the above highest emission levels were recorded for reference of the final test.

EUT and support equipment were set up on the test bench as per the configuration with highest emission level in the preliminary test.

A scan was taken on both power lines, Neutral and Line, recording at least the six highest emissions.

Emission frequency and amplitude were recorded into a computer in which correction factors were used to calculate the emission level and compare reading to the applicable limit.

The test data of the worst-case condition(s) was recorded.

The bandwidth of test receiver is set at 9 kHz.

15.6. Test result

PASS. (See below detailed test result)

15.7. Test data

TR-4-E-010 Conducted Emission Test Result

Test Site	: DDT 6# Shield Room	D:\2024 Report Date\Q24110729-2E\250120 CE.EM6	
Test Date	: 2025-01-20	**Tested By**	: Gen Liu
EUT	: Desktop DAC and Headphone Amplifier	**Model Number**	: F4161K
Power Supply	: AC 120V/60Hz	**Test Mode**	: 5G WIFI mode
Condition	: Temp:21.9°C,Humi:49.2%	**LISN**	: 2024 ENV216 3#/NEUTRAL
Memo	:		

Data: 18

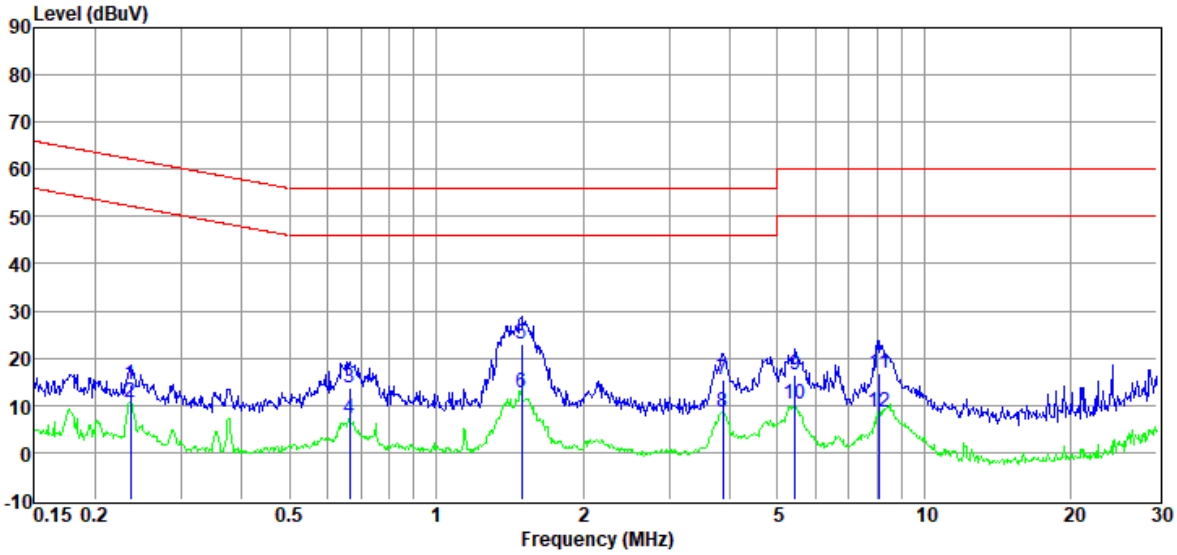

Item (Mark)	Freq. (MHz)	Read Level (dBµV)	LISN Factor (dB)	Cable Loss (dB)	Pulse Limiter Factor (dB)	Result Level (dBµV)	Limit Line (dBµV)	Over Limit (dB)	Detector	Phase
1	0.24	-5.16	9.76	0.06	9.83	14.49	62.22	-47.73	QP	NEUTRAL
2	0.24	-9.12	9.76	0.06	9.83	10.53	52.22	-41.69	Average	NEUTRAL
3	0.66	-5.91	9.75	0.07	9.83	13.74	56.00	-42.26	QP	NEUTRAL
4	0.66	-12.55	9.75	0.07	9.83	7.10	46.00	-38.90	Average	NEUTRAL
5	1.50	3.18	9.77	0.12	9.84	22.91	56.00	-33.09	QP	NEUTRAL
6	1.50	-6.90	9.77	0.12	9.84	12.83	46.00	-33.17	Average	NEUTRAL
7	3.86	-4.14	9.78	0.10	9.85	15.59	56.00	-40.41	QP	NEUTRAL
8	3.86	-11.21	9.78	0.10	9.85	8.52	46.00	-37.48	Average	NEUTRAL
9	5.45	-3.28	9.80	0.11	9.85	16.48	60.00	-43.52	QP	NEUTRAL
10	5.45	-9.54	9.80	0.11	9.85	10.22	50.00	-39.78	Average	NEUTRAL
11	8.11	-3.24	9.83	0.18	9.87	16.64	60.00	-43.36	QP	NEUTRAL
12	8.11	-11.16	9.83	0.18	9.87	8.72	50.00	-41.28	Average	NEUTRAL

Note: 1. Result Level = Read Level +LISN Factor + Pulse Limiter Factor + Cable loss.
2. If QP Result complies with AV limit, AV Result is deemed to comply with AV limit.
3. Test setup: RBW: 200 Hz (9 kHz—150 kHz), 9 kHz (150 kHz—30 MHz).
4. Step size: 80Hz (0.009MHz-0.15MHz), 4 kHz (0.15MHz-30MHz), Scan time: auto.

TR-4-E-010 Conducted Emission Test Result

Test Site	: DDT 6# Shield Room	D:\2024 Report Date\Q24110729-2E\250120 CE.EM6	
Test Date	: 2025-01-20	**Tested By**	: Gen Liu
EUT	: Desktop DAC and Headphone Amplifier	**Model Number**	: F4161K
Power Supply	: AC 120V/60Hz	**Test Mode**	: 5G WIFI mode
Condition	: Temp:21.9°C,Humi:49.2%	**LISN**	: 2024 ENV216 3#/LINE
Memo	:		

Data: 20

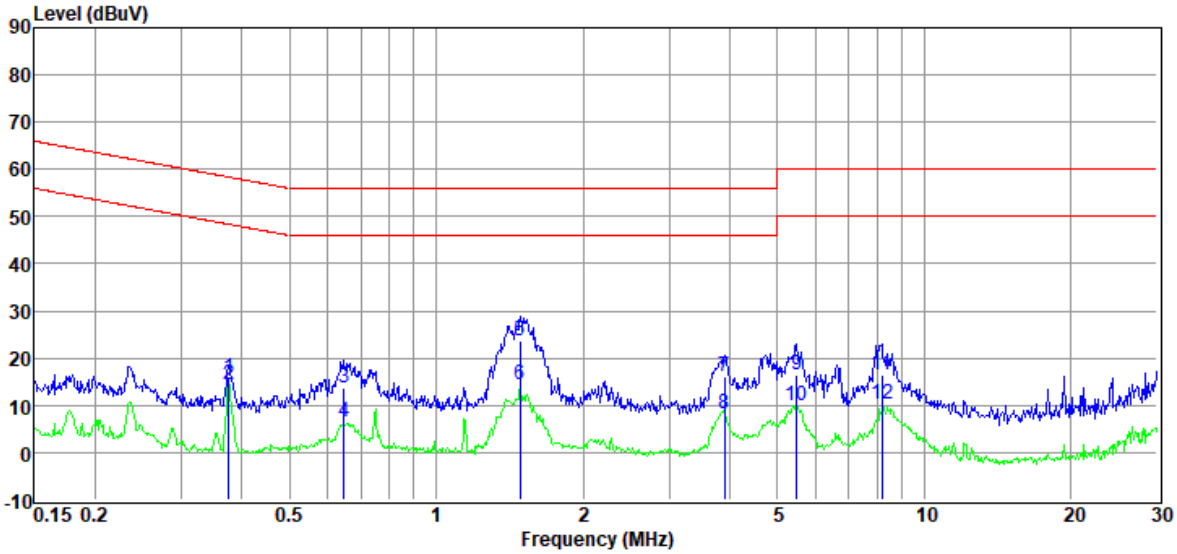

Item (Mark)	Freq. (MHz)	Read Level (dBµV)	LISN Factor (dB)	Cable Loss (dB)	Pulse Limiter Factor (dB)	Result Level (dBµV)	Limit Line (dBµV)	Over Limit (dB)	Detector	Phase
1	0.38	-4.06	9.77	0.08	9.83	15.62	58.39	-42.77	QP	LINE
2	0.38	-5.39	9.77	0.08	9.83	14.29	48.39	-34.10	Average	LINE
3	0.65	-5.90	9.75	0.08	9.83	13.76	56.00	-42.24	QP	LINE
4	0.65	-13.32	9.75	0.08	9.83	6.34	46.00	-39.66	Average	LINE
5	1.49	3.81	9.75	0.12	9.84	23.52	56.00	-32.48	QP	LINE
6	1.49	-5.17	9.75	0.12	9.84	14.54	46.00	-31.46	Average	LINE
7	3.90	-3.66	9.77	0.10	9.85	16.06	56.00	-39.94	QP	LINE
8	3.90	-11.46	9.77	0.10	9.85	8.26	46.00	-37.74	Average	LINE
9	5.48	-3.32	9.80	0.11	9.85	16.44	60.00	-43.56	QP	LINE
10	5.48	-9.83	9.80	0.11	9.85	9.93	50.00	-40.07	Average	LINE
11	8.19	-3.44	9.82	0.18	9.87	16.43	60.00	-43.57	QP	LINE
12	8.19	-9.75	9.82	0.18	9.87	10.12	50.00	-39.88	Average	LINE

Note: 1. Result Level = Read Level +LISN Factor + Pulse Limiter Factor + Cable loss.
2. If QP Result complies with AV limit, AV Result is deemed to comply with AV limit.
3. Test setup: RBW: 200 Hz (9 kHz—150 kHz), 9 kHz (150 kHz—30 MHz).
4. Step size: 80Hz (0.009MHz-0.15MHz), 4 kHz (0.15MHz-30MHz), Scan time: auto.

17. Photos of the EUT

Please refer to DDT-Q24110729-2E appendix Ⅰ

----------End Report----------