Test Mode	:	**Channel 6, Transmitter with FLAT-PATCH-ANTENNA**			
Tester	:	Alex	**Temperature**	:	19°C
Humidity	:	53%RH	**Frequency Range**	:	30MHz~300MHz
IF Bandwidth	:	120kHz	**Polarization**	:	**Vertical**

	Freq. (MHz)	Reading Data (dBuV)	Correction Factor (dB1/m)	Emission Level (dBuV/m)	Limit (dBuV/m)	Margin (dB)
1	37.38	49.35	-12.96	36.39	40.00	3.61
2	58.62	58.47	-23.57	34.90	40.00	5.10
3	106.41	55.99	-19.01	36.98	43.50	6.52

Note：

1. Correction Factor (dB1/m) = Cable Loss + Antenna Factor – Gain of Preamplifier
2. Emission Level (dBuV/m) = Reading Data + Correction Factor
3. Margin (dB) = Limit – Emission Level

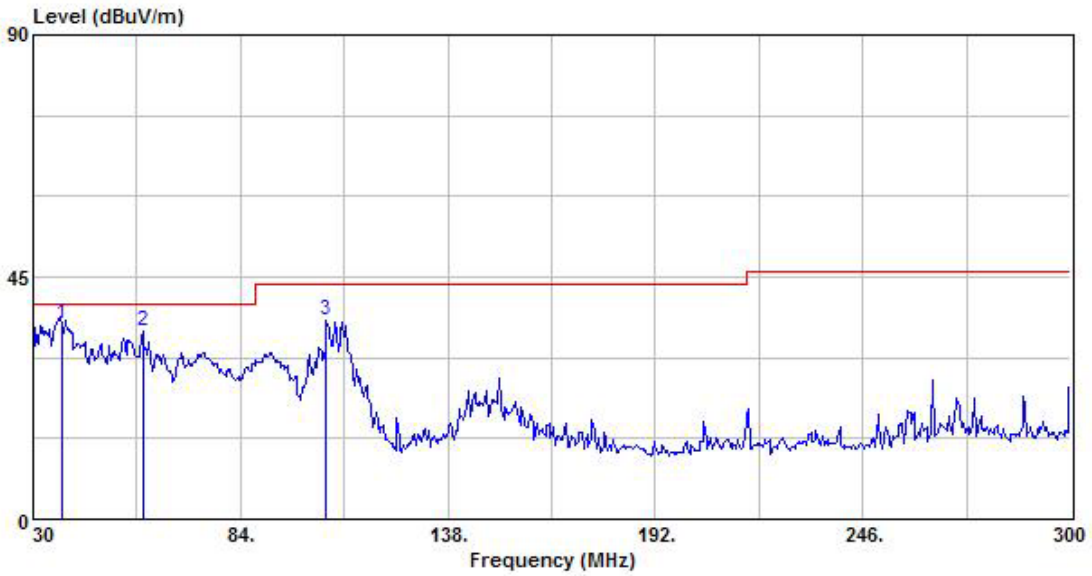

Test Mode	:	**Channel 6, Transmitter with FLAT-PATCH-ANTENNA**			
Tester	:	Alex	**Temperature**	:	19°C
Humidity	:	53%RH	**Frequency Range**	:	300MHz~1GHz
IF Bandwidth	:	120kHz	**Polarization**	:	**Vertical**

	Frequency (MHz)	Reading Data (dBuV)	Correction Factor (dB1/m)	Emission Level (dBuV/m)	Limit (dBuV/m)	Margin (dB)
1	358.10	52.71	-14.53	38.18	46.00	7.82
2	503.00	36.05	-10.61	25.44	46.00	20.56
3	719.30	35.29	-6.23	29.06	46.00	16.94

Note：

1. Correction Factor (dB1/m) = Cable Loss + Antenna Factor – Gain of Preamplifier
2. Emission Level (dBuV/m) = Reading Data + Correction Factor
3. Margin (dB) = Limit – Emission Level

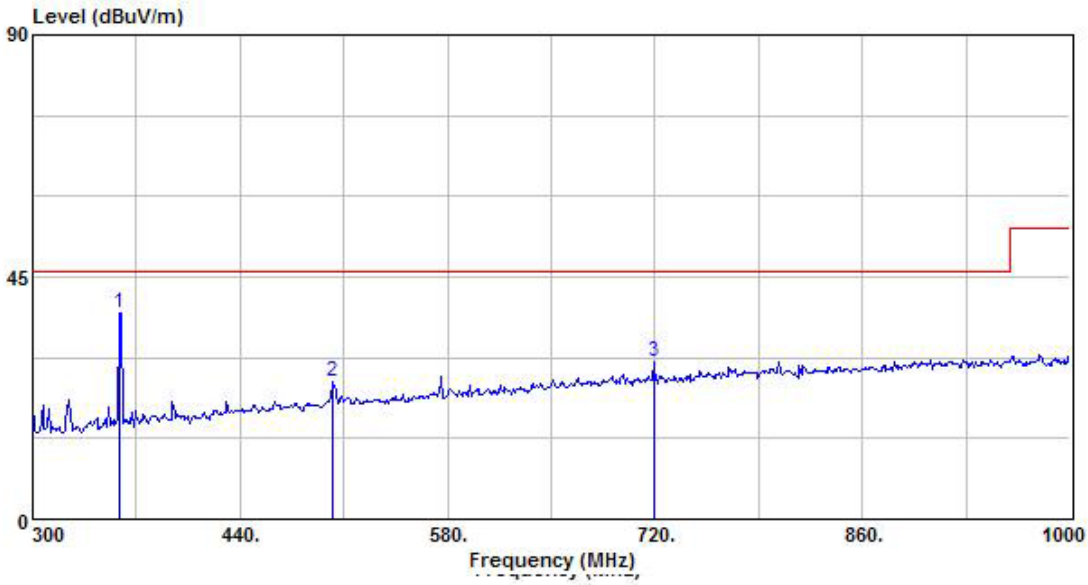

Test Mode	:	**Channel 11, Transmitter with FLAT-PATCH-ANTENNA**			
Tester	:	Alex	**Temperature**	:	19°C
Humidity	:	53%RH	**Frequency Range**	:	30MHz~300MHz
IF Bandwidth	:	120kHz	**Polarization**	:	**Horizontal**

	Freq. (MHz)	Reading Data (dBuV)	Correction Factor (dB1/m)	Emission Level (dBuV/m)	Limit (dBuV/m)	Margin (dB)
1	30.54	43.35	-11.15	32.20	40.00	7.80
2	106.41	54.36	-19.01	35.35	43.50	8.15
3	145.02	46.19	-20.74	25.45	43.50	18.05
4	216.30	46.10	-19.68	26.42	46.00	19.58

Note：

1. Correction Factor (dB1/m) = Cable Loss + Antenna Factor – Gain of Preamplifier
2. Emission Level (dBuV/m) = Reading Data + Correction Factor
3. Margin (dB) = Limit – Emission Level

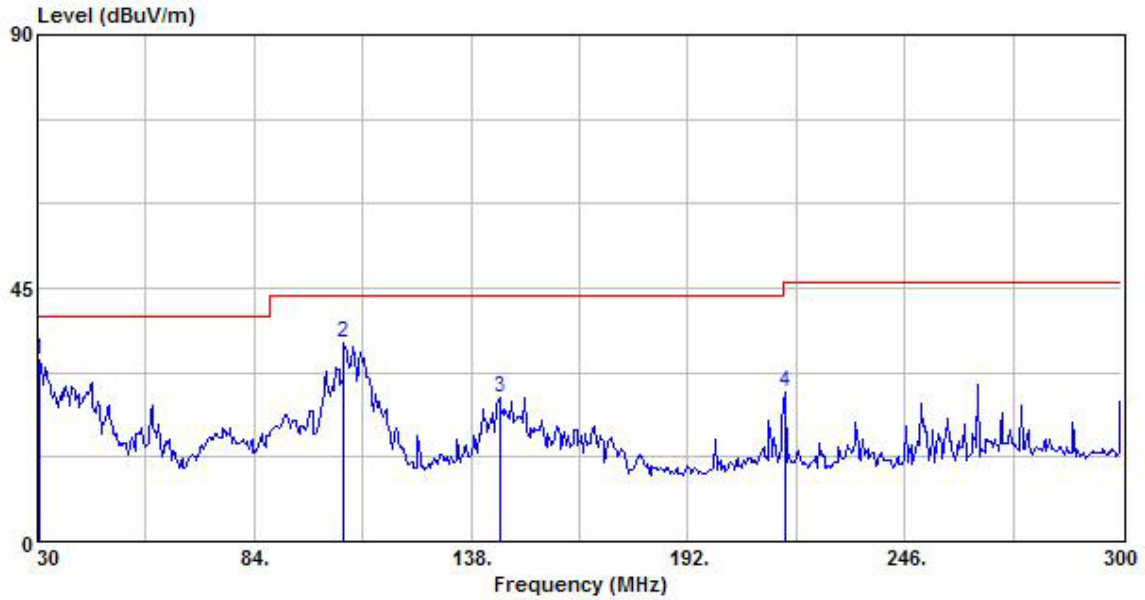

Test Mode	:	**Channel 11, Transmitter with FLAT-PATCH-ANTENNA**			
Tester	:	Alex	**Temperature**	:	19°C
Humidity	:	53%RH	**Frequency Range**	:	300MHz~1GHz
IF Bandwidth	:	120kHz	**Polarization**	:	**Horizontal**

	Frequency (MHz)	Reading Data (dBuV)	Correction Factor (dB1/m)	Emission Level (dBuV/m)	Limit (dBuV/m)	Margin (dB)
1	358.10	51.36	-14.53	36.83	46.00	9.17
2	503.70	37.97	-10.60	27.37	46.00	18.63

Note：

1. Correction Factor (dB1/m) = Cable Loss + Antenna Factor – Gain of Preamplifier
2. Emission Level (dBuV/m) = Reading Data + Correction Factor
3. Margin (dB) = Limit – Emission Level

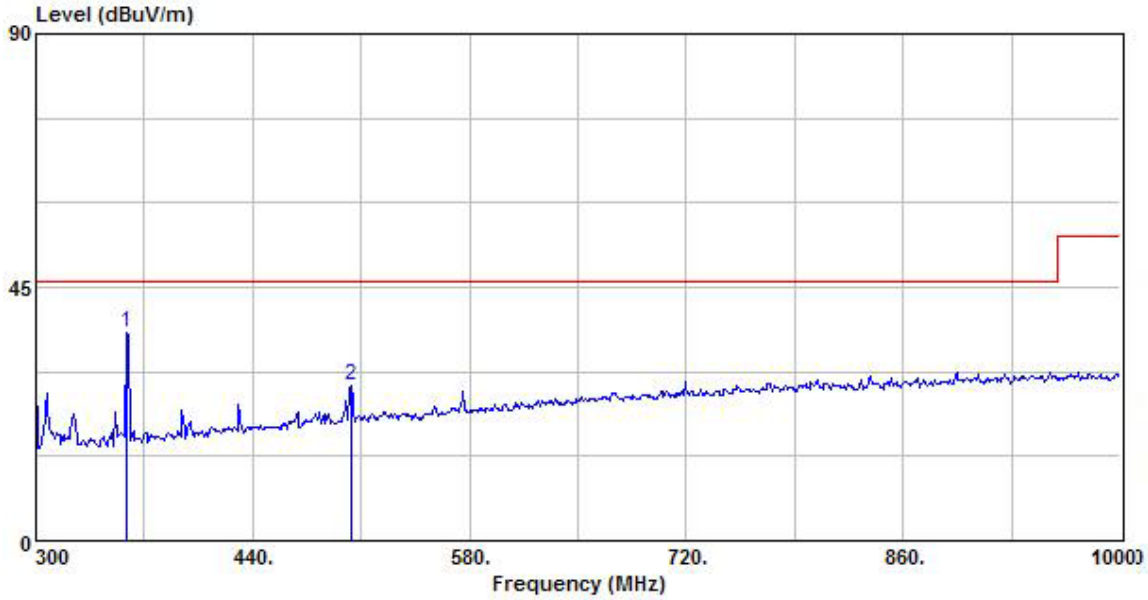

Test Mode	:	**Channel 11, Transmitter with FLAT-PATCH-ANTENNA**			
Tester	:	Alex	**Temperature**	:	19°C
Humidity	:	53%RH	**Frequency Range**	:	30MHz~300MHz
IF Bandwidth	:	120kHz	**Polarization**	:	**Vertical**

	Freq. (MHz)	Reading Data (dBuV)	Correction Factor (dB1/m)	Emission Level (dBuV/m)	Limit (dBuV/m)	Margin (dB)
1	37.37	50.00	-12.95	37.05	40.00	2.95
2	58.62	57.90	-23.57	34.33	40.00	5.67
3	106.72	58.90	-19.00	39.90	43.50	3.60
4	151.50	52.63	-21.13	31.50	43.50	12.00
5	264.09	43.57	-17.93	25.64	46.00	20.36

Note：

1. Correction Factor (dB1/m) = Cable Loss + Antenna Factor – Gain of Preamplifier
2. Emission Level (dBuV/m) = Reading Data + Correction Factor
3. Margin (dB) = Limit – Emission Level

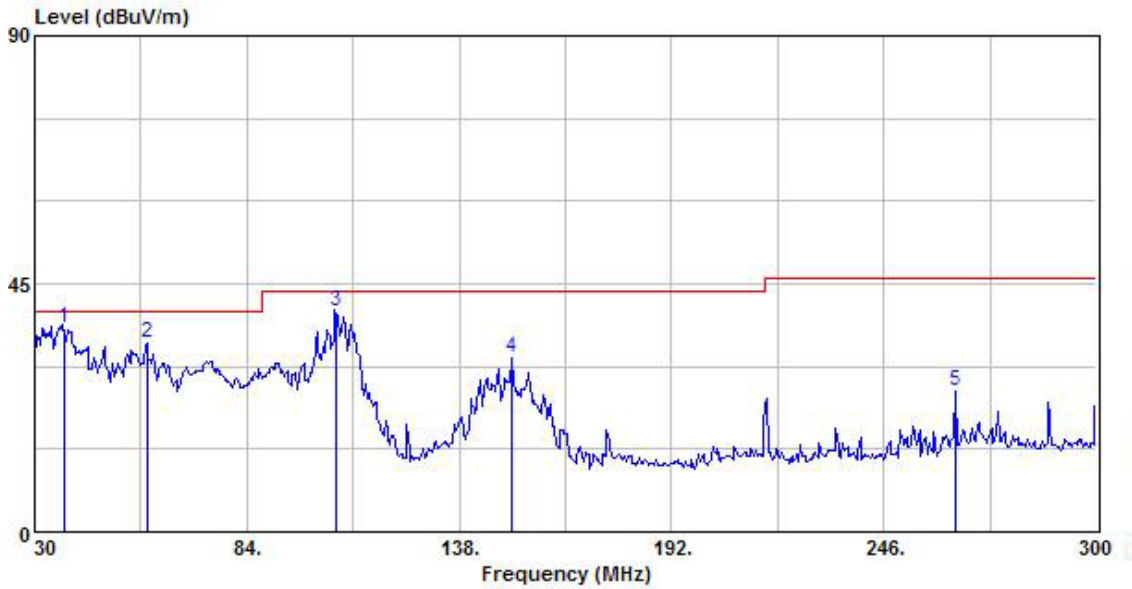

Test Mode	:	**Channel 11, Transmitter with FLAT-PATCH-ANTENNA**			
Tester	:	Alex	**Temperature**	:	19°C
Humidity	:	53%RH	**Frequency Range**	:	300MHz~1GHz
IF Bandwidth	:	120kHz	**Polarization**	:	**Vertical**

	Frequency (MHz)	Reading Data (dBuV)	Correction Factor (dB1/m)	Emission Level (dBuV/m)	Limit (dBuV/m)	Margin (dB)
1	358.10	52.84	-14.53	38.31	46.00	7.69

Note：

1. Correction Factor (dB1/m) = Cable Loss + Antenna Factor – Gain of Preamplifier
2. Emission Level (dBuV/m) = Reading Data + Correction Factor
3. Margin (dB) = Limit – Emission Level

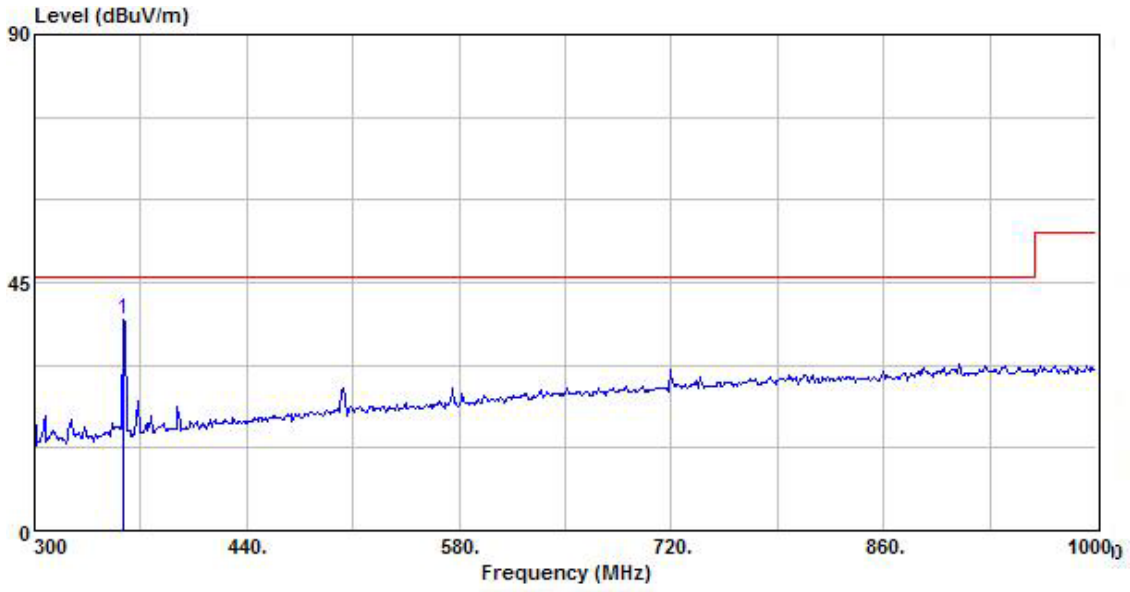

Test Mode	:	**Channel 1, Receiver with ANT-OMNI-8**			
Tester	:	Alex	**Temperature**	:	19°C
Humidity	:	53%RH	**Frequency Range**	:	30MHz~300MHz
IF Bandwidth	:	120kHz	**Polarization**	:	**Horizontal**

	Freq. (MHz)	Reading Data (dBuV)	Correction Factor (dB1/m)	Emission Level (dBuV/m)	Limit (dBuV/m)	Margin (dB)
1	101.82	45.65	-19.30	26.35	43.50	17.15
2	151.50	42.71	-21.13	21.58	43.50	21.92
3	216.30	38.95	-19.68	19.27	46.00	26.73

Note：

1. Correction Factor (dB1/m) = Cable Loss + Antenna Factor – Gain of Preamplifier
2. Emission Level (dBuV/m) = Reading Data + Correction Factor
3. Margin (dB) = Limit – Emission Level

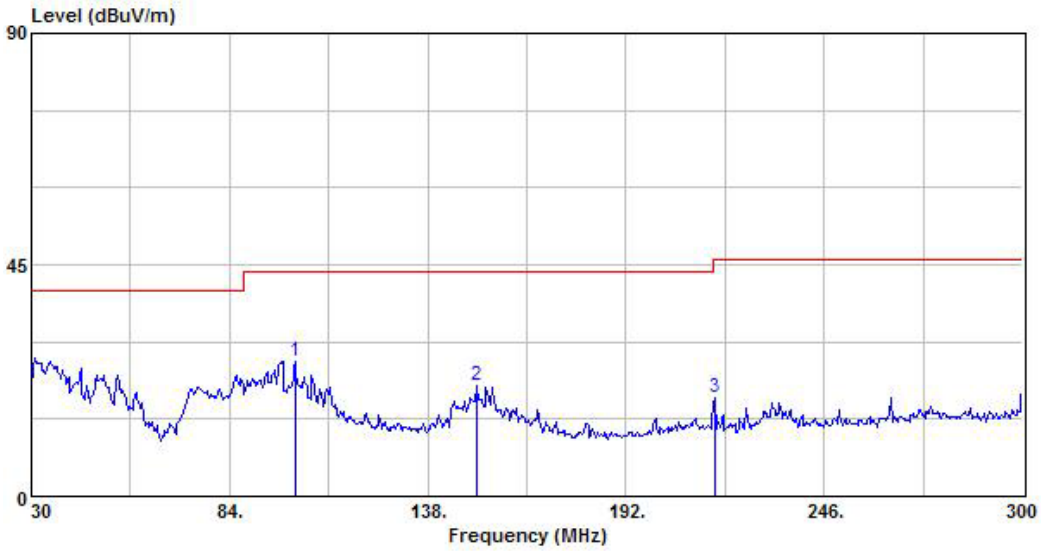

Test Mode	:	**Channel 1, Receiver with ANT-OMNI-8**			
Tester	:	Alex	**Temperature**	:	19°C
Humidity	:	53%RH	**Frequency Range**	:	300MHz~1GHz
IF Bandwidth	:	120kHz	**Polarization**	:	**Horizontal**

	Frequency (MHz)	Reading Data (dBuV)	Correction Factor (dB1/m)	Emission Level (dBuV/m)	Limit (dBuV/m)	Margin (dB)
1	358.10	53.74	-14.53	39.21	46.00	6.79
2	503.00	42.91	-10.61	32.30	46.00	13.70
3	648.60	40.38	-7.36	33.02	46.00	12.98

Note：

1. Correction Factor (dB1/m) = Cable Loss + Antenna Factor – Gain of Preamplifier
2. Emission Level (dBuV/m) = Reading Data + Correction Factor
3. Margin (dB) = Limit – Emission Level

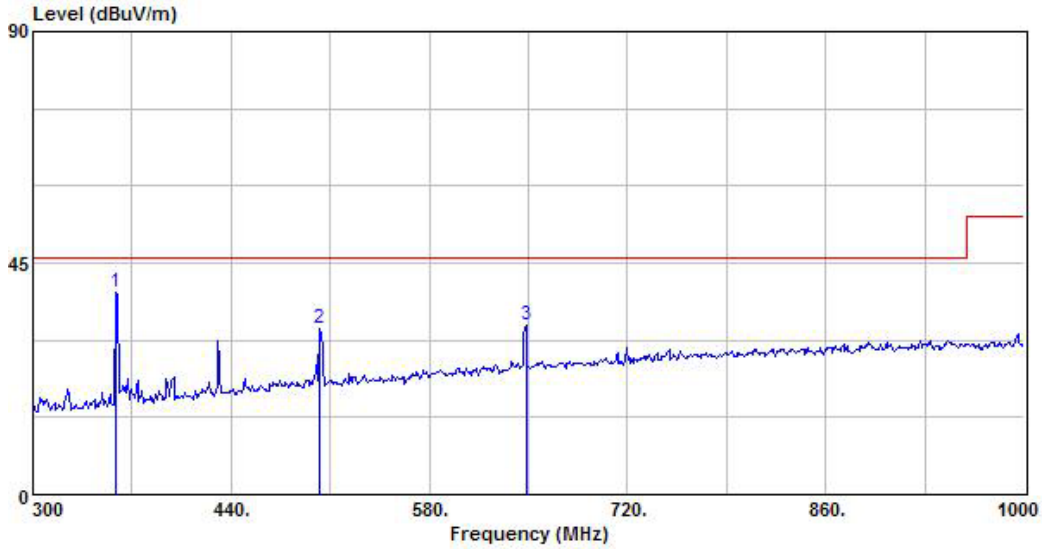

Test Mode	:	**Channel 1, Receiver with ANT-OMNI-8**			
Tester	:	Alex	**Temperature**	:	19°C
Humidity	:	53%RH	**Frequency Range**	:	30MHz~300MHz
IF Bandwidth	:	120kHz	**Polarization**	:	**Vertical**

	Freq. (MHz)	Reading Data (dBuV)	Correction Factor (dB1/m)	Emission Level (dBuV/m)	Limit (dBuV/m)	Margin (dB)
1	43.80	54.48	-17.27	37.21	40.00	2.79
2	47.80	56.11	-19.82	36.29	40.00	3.71
3	94.26	55.65	-19.84	35.81	43.50	7.69
4	151.50	48.73	-21.13	27.60	43.50	15.90

Note：

1. Correction Factor (dB1/m) = Cable Loss + Antenna Factor – Gain of Preamplifier
2. Emission Level (dBuV/m) = Reading Data + Correction Factor
3. Margin (dB) = Limit – Emission Level

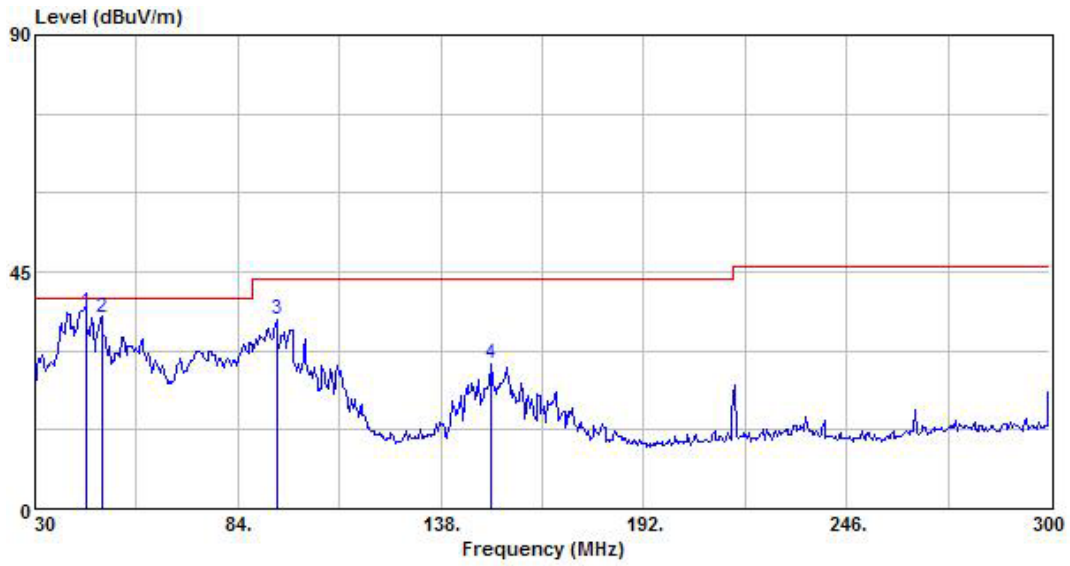

Test Mode	:	**Channel 1, Receiver with ANT-OMNI-8**			
Tester	:	Alex	**Temperature**	:	19°C
Humidity	:	53%RH	**Frequency Range**	:	300MHz~1GHz
IF Bandwidth	:	120kHz	**Polarization**	:	**Vertical**

	Frequency (MHz)	Reading Data (dBuV)	Correction Factor (dB1/m)	Emission Level (dBuV/m)	Limit (dBuV/m)	Margin (dB)
1	358.10	46.56	-14.53	32.03	46.00	13.97
2	648.60	37.81	-7.36	30.45	46.00	15.55

Note：

1. Correction Factor (dB1/m) = Cable Loss + Antenna Factor – Gain of Preamplifier
2. Emission Level (dBuV/m) = Reading Data + Correction Factor
3. Margin (dB) = Limit – Emission Level

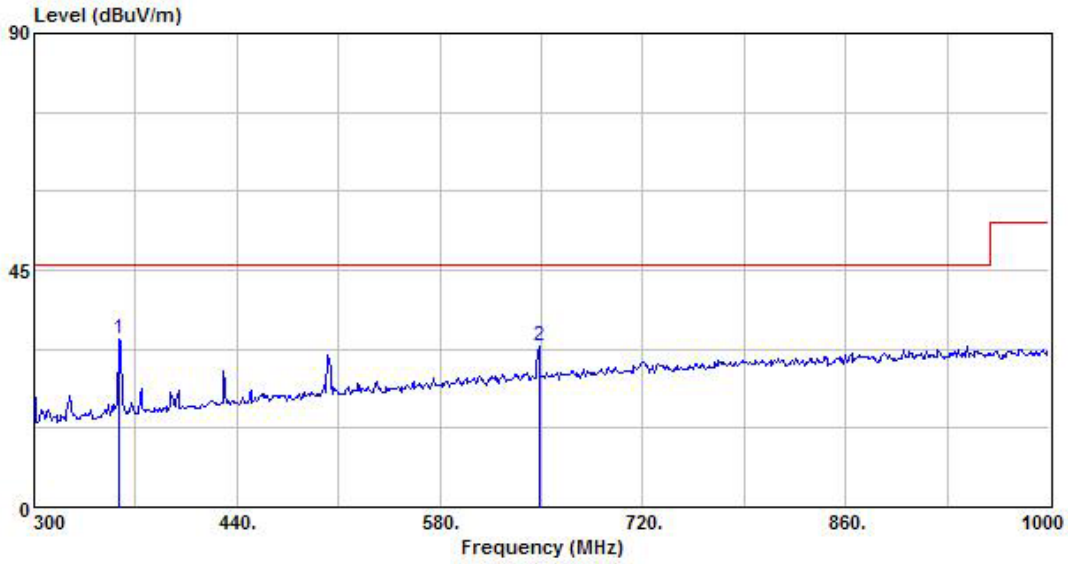

Test Mode	:	**Channel 6, Receiver with ANT-OMNI-8**			
Tester	:	Alex	**Temperature**	:	19°C
Humidity	:	53%RH	**Frequency Range**	:	30MHz~300MHz
IF Bandwidth	:	120kHz	**Polarization**	:	**Horizontal**

	Freq. (MHz)	Reading Data (dBuV)	Correction Factor (dB1/m)	Emission Level (dBuV/m)	Limit (dBuV/m)	Margin (dB)
1	31.89	39.76	-11.16	28.60	40.00	11.40
2	97.77	45.98	-19.58	26.40	43.50	17.10

Note：

1. Correction Factor (dB1/m) = Cable Loss + Antenna Factor – Gain of Preamplifier
2. Emission Level (dBuV/m) = Reading Data + Correction Factor
3. Margin (dB) = Limit – Emission Level

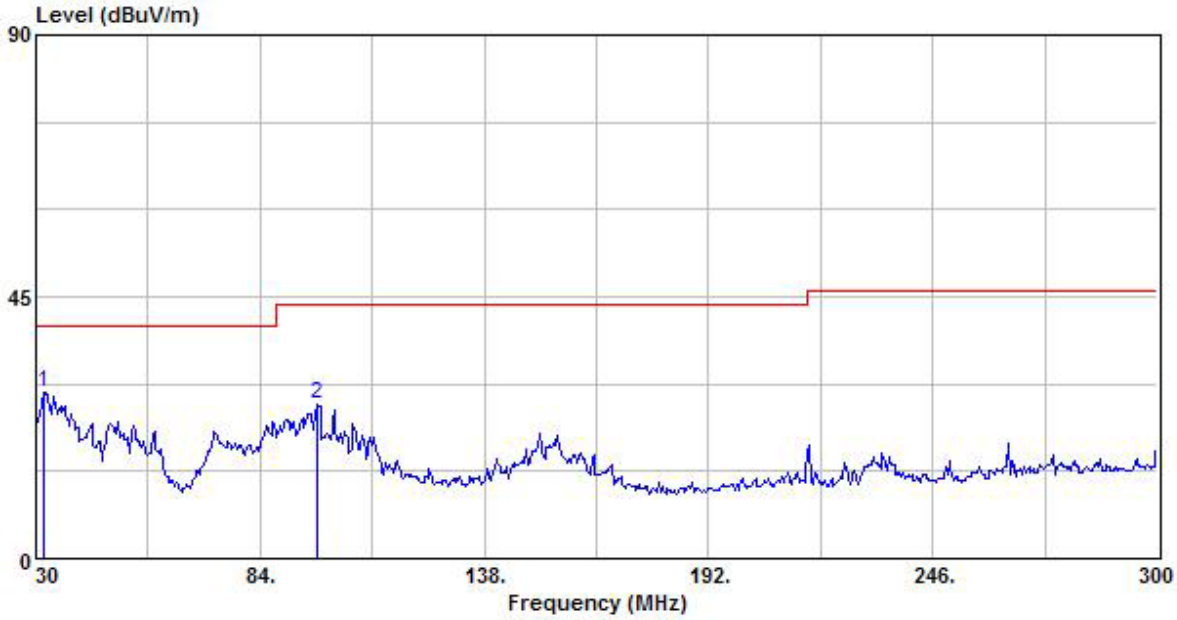

Test Mode	:	**Channel 6, Receiver with ANT-OMNI-8**			
Tester	:	Alex	**Temperature**	:	19°C
Humidity	:	53%RH	**Frequency Range**	:	300MHz~1GHz
IF Bandwidth	:	120kHz	**Polarization**	:	**Horizontal**

	Frequency (MHz)	Reading Data (dBuV)	Correction Factor (dB1/m)	Emission Level (dBuV/m)	Limit (dBuV/m)	Margin (dB)
1	358.10	54.04	-14.53	39.51	46.00	6.49
2	430.90	42.16	-12.45	29.71	46.00	16.29
3	503.00	42.33	-10.61	31.72	46.00	14.28
4	648.60	41.96	-7.36	34.60	46.00	11.40

Note：

1. Correction Factor (dB1/m) = Cable Loss + Antenna Factor – Gain of Preamplifier
2. Emission Level (dBuV/m) = Reading Data + Correction Factor
3. Margin (dB) = Limit – Emission Level

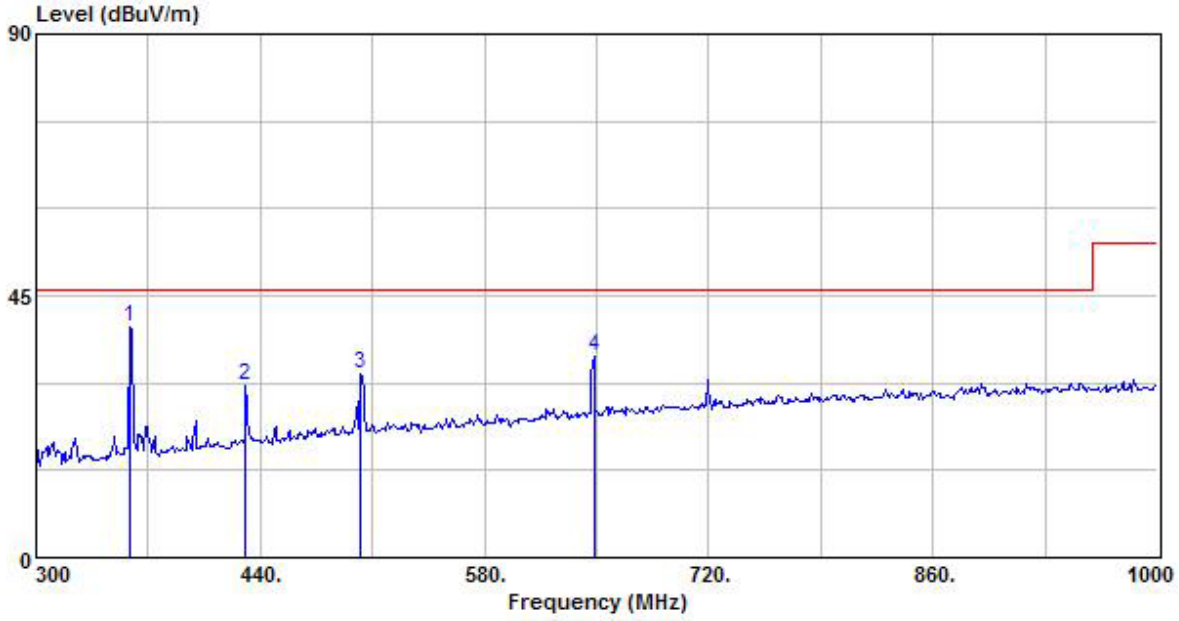

Test Mode	:	**Channel 6, Receiver with ANT-OMNI-8**			
Tester	:	Alex	**Temperature**	:	19°C
Humidity	:	53%RH	**Frequency Range**	:	30MHz~300MHz
IF Bandwidth	:	120kHz	**Polarization**	:	**Vertical**

	Freq. (MHz)	Reading Data (dBuV)	Correction Factor (dB1/m)	Emission Level (dBuV/m)	Limit (dBuV/m)	Margin (dB)
1	43.79	54.28	-17.26	37.02	40.00	2.98
2	47.81	55.70	-19.82	35.88	40.00	4.12
3	98.58	53.64	-19.52	34.12	43.50	9.38
4	151.50	47.35	-21.13	26.22	43.50	17.28

Note：

1. Correction Factor (dB1/m) = Cable Loss + Antenna Factor – Gain of Preamplifier
2. Emission Level (dBuV/m) = Reading Data + Correction Factor
3. Margin (dB) = Limit – Emission Level

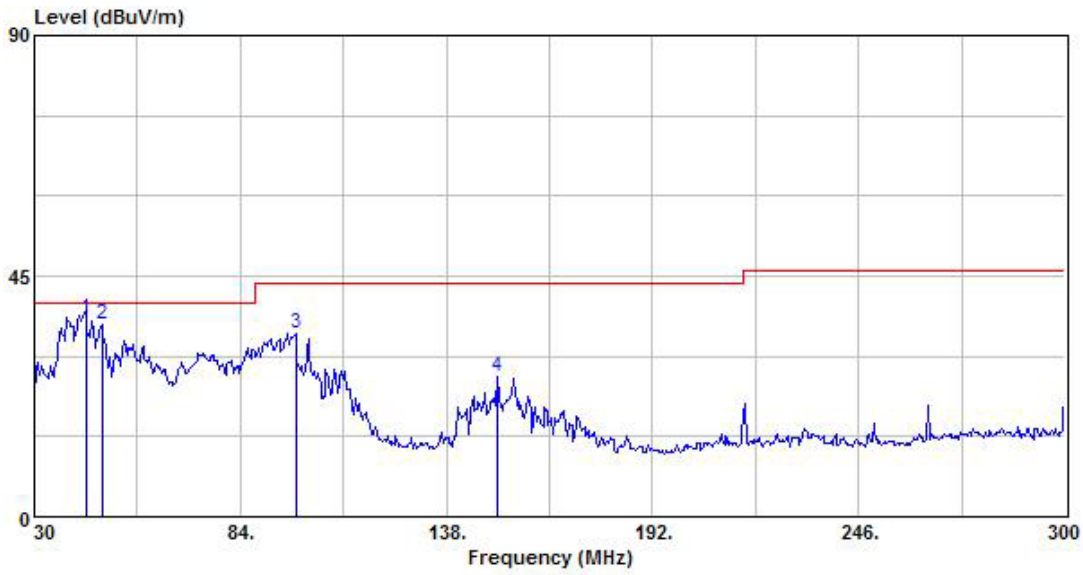

Test Mode	:	**Channel 6, Receiver with ANT-OMNI-8**			
Tester	:	Alex	**Temperature**	:	19°C
Humidity	:	53%RH	**Frequency Range**	:	300MHz~1GHz
IF Bandwidth	:	120kHz	**Polarization**	:	**Vertical**

	Frequency (MHz)	Reading Data (dBuV)	Correction Factor (dB1/m)	Emission Level (dBuV/m)	Limit (dBuV/m)	Margin (dB)
1	360.20	49.99	-14.46	35.53	46.00	10.47
2	648.60	42.18	-7.36	34.82	46.00	11.18

Note：

1. Correction Factor (dB1/m) = Cable Loss + Antenna Factor – Gain of Preamplifier
2. Emission Level (dBuV/m) = Reading Data + Correction Factor
3. Margin (dB) = Limit – Emission Level

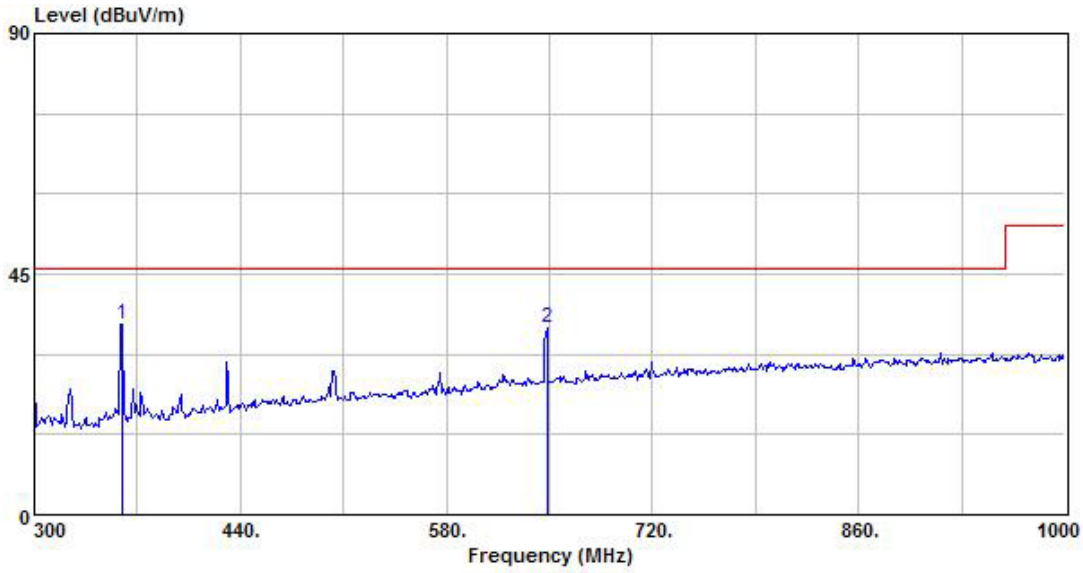

Test Mode	:	**Channel 11, Receiver with ANT-OMNI-8**			
Tester	:	Alex	**Temperature**	:	19°C
Humidity	:	53%RH	**Frequency Range**	:	30MHz~300MHz
IF Bandwidth	:	120kHz	**Polarization**	:	**Horizontal**

	Freq. (MHz)	Reading Data (dBuV)	Correction Factor (dB1/m)	Emission Level (dBuV/m)	Limit (dBuV/m)	Margin (dB)
1	101.82	44.28	-19.30	24.98	43.50	18.52
2	151.50	43.97	-21.13	22.84	43.50	20.66

Note：

1. Correction Factor (dB1/m) = Cable Loss + Antenna Factor – Gain of Preamplifier
2. Emission Level (dBuV/m) = Reading Data + Correction Factor
3. Margin (dB) = Limit – Emission Level

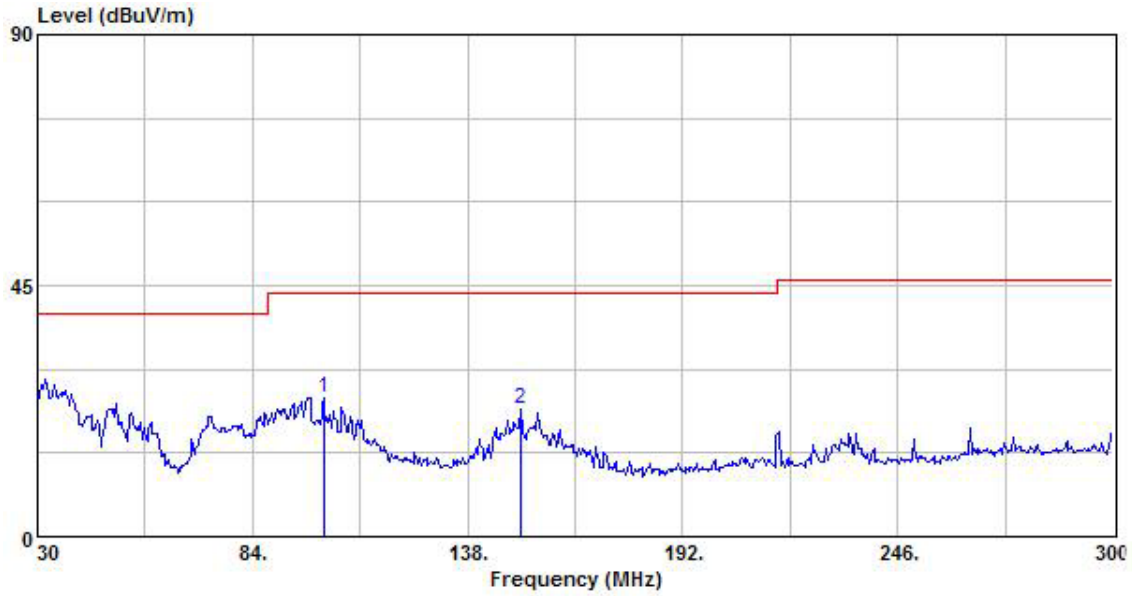

Test Mode	:	**Channel 11, Receiver with ANT-OMNI-8**			
Tester	:	Alex	**Temperature**	:	19°C
Humidity	:	53%RH	**Frequency Range**	:	300MHz~1GHz
IF Bandwidth	:	120kHz	**Polarization**	:	**Horizontal**

	Frequency (MHz)	Reading Data (dBuV)	Correction Factor (dB1/m)	Emission Level (dBuV/m)	Limit (dBuV/m)	Margin (dB)
1	358.10	55.46	-14.53	40.93	46.00	5.07
2	430.90	42.37	-12.45	29.92	46.00	16.08
3	503.00	42.48	-10.61	31.87	46.00	14.13
4	648.60	41.48	-7.36	34.12	46.00	11.88

Note：

1. Correction Factor (dB1/m) = Cable Loss + Antenna Factor – Gain of Preamplifier
2. Emission Level (dBuV/m) = Reading Data + Correction Factor
3. Margin (dB) = Limit – Emission Level

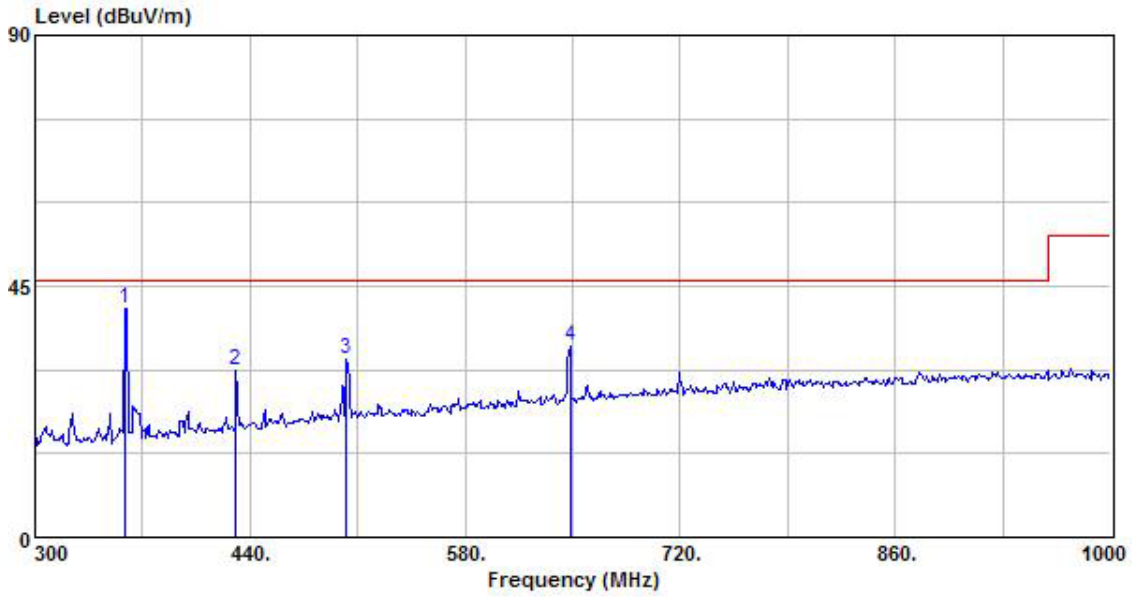

Test Mode	:	**Channel 11, Receiver with ANT-OMNI-8**			
Tester	:	Alex	**Temperature**	:	19°C
Humidity	:	53%RH	**Frequency Range**	:	30MHz~300MHz
IF Bandwidth	:	120kHz	**Polarization**	:	**Vertical**

	Freq. (MHz)	Reading Data (dBuV)	Correction Factor (dB1/m)	Emission Level (dBuV/m)	Limit (dBuV/m)	Margin (dB)
1	43.81	54.48	-17.27	37.21	40.00	2.79
2	47.80	55.61	-19.82	35.79	40.00	4.21
3	94.26	54.86	-19.84	35.02	43.50	8.48
4	151.50	48.87	-21.13	27.74	43.50	15.76

Note：

1. Correction Factor (dB1/m) = Cable Loss + Antenna Factor – Gain of Preamplifier
2. Emission Level (dBuV/m) = Reading Data + Correction Factor
3. Margin (dB) = Limit – Emission Level

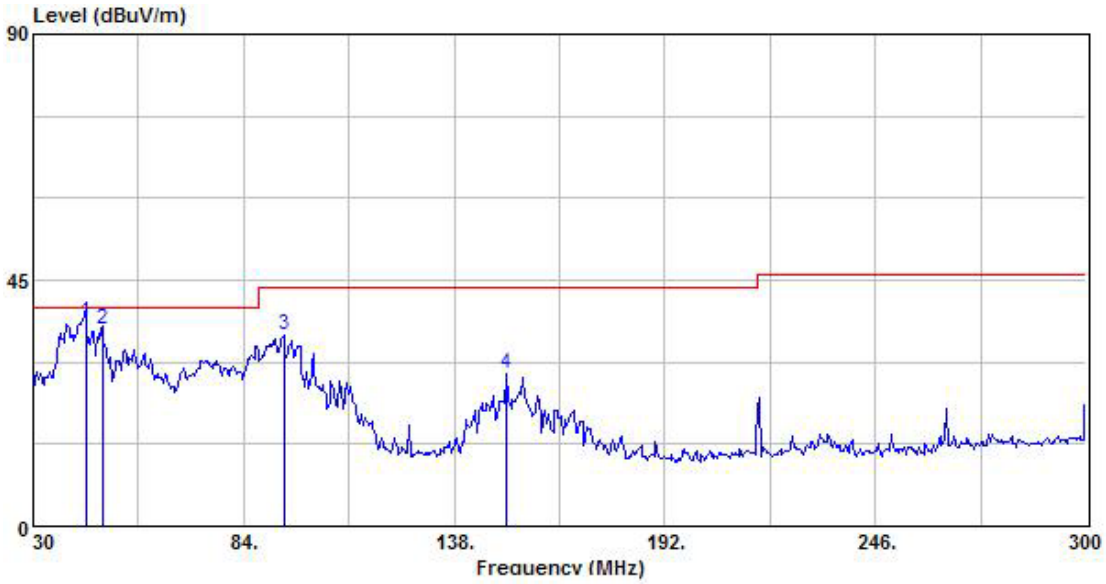

Test Mode	:	**Channel 1, Receiver with ANT-OMNI-8**			
Tester	:	Alex	**Temperature**	:	19°C
Humidity	:	53%RH	**Frequency Range**	:	300MHz~1GHz
IF Bandwidth	:	120kHz	**Polarization**	:	**Vertical**

	Frequency (MHz)	Reading Data (dBuV)	Correction Factor (dB1/m)	Emission Level (dBuV/m)	Limit (dBuV/m)	Margin (dB)
1	358.10	52.04	-14.53	37.51	46.00	8.49
2	648.60	42.24	-7.36	34.88	46.00	11.12

Note：

1. Correction Factor (dB1/m) = Cable Loss + Antenna Factor – Gain of Preamplifier
2. Emission Level (dBuV/m) = Reading Data + Correction Factor
3. Margin (dB) = Limit – Emission Level

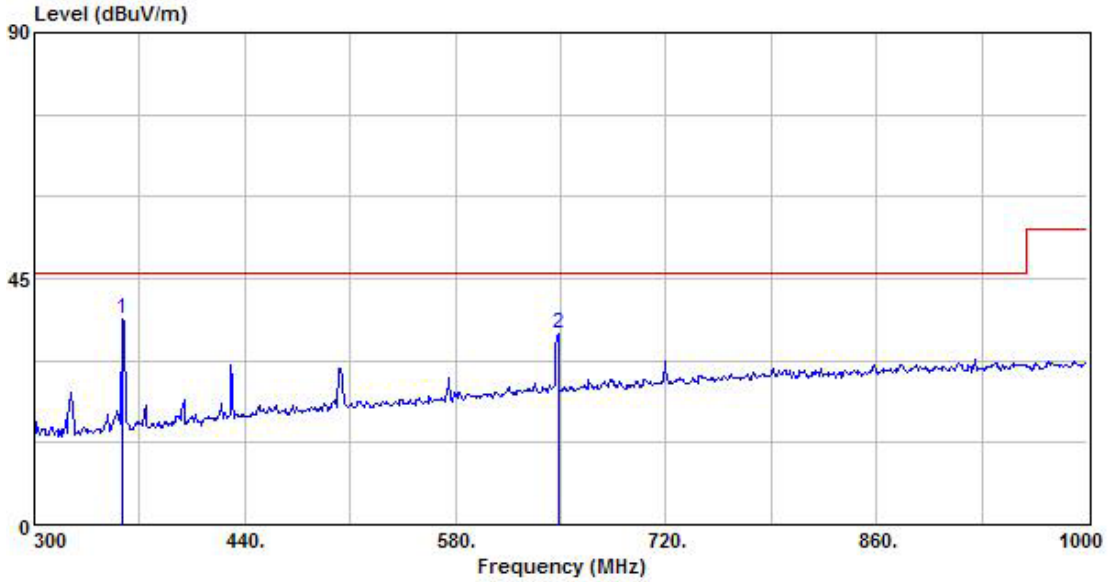

Test Mode	:	**Channel 1, Receiver with ANT-OMNI-12**			
Tester	:	Alex	**Temperature**	:	19°C
Humidity	:	53%RH	**Frequency Range**	:	30MHz~300MHz
IF Bandwidth	:	120kHz	**Polarization**	:	**Horizontal**

	Freq. (MHz)	Reading Data (dBuV)	Correction Factor (dB1/m)	Emission Level (dBuV/m)	Limit (dBuV/m)	Margin (dB)
1	31.89	39.87	-11.16	28.71	40.00	11.29
2	216.30	42.82	-19.68	23.14	46.00	22.86

Note：

1. Correction Factor (dB1/m) = Cable Loss + Antenna Factor – Gain of Preamplifier
2. Emission Level (dBuV/m) = Reading Data + Correction Factor
3. Margin (dB) = Limit – Emission Level

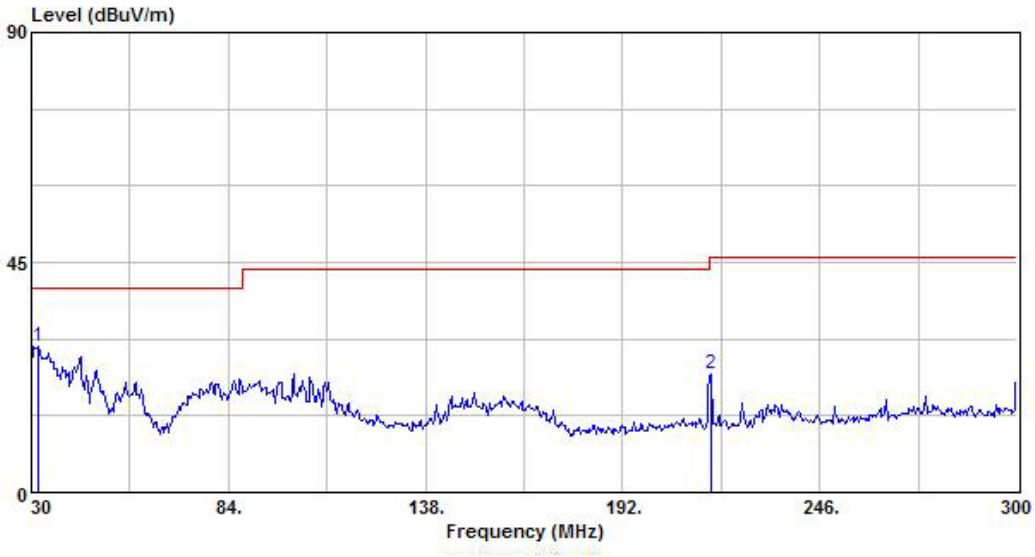

Test Mode	:	**Channel 1, Receiver with ANT-OMNI-12**			
Tester	:	Alex	**Temperature**	:	19°C
Humidity	:	53%RH	**Frequency Range**	:	300MHz~1GHz
IF Bandwidth	:	120kHz	**Polarization**	:	**Horizontal**

	Frequency (MHz)	Reading Data (dBuV)	Correction Factor (dB1/m)	Emission Level (dBuV/m)	Limit (dBuV/m)	Margin (dB)
1	358.10	53.44	-14.53	38.91	46.00	7.09
2	430.90	46.63	-12.45	34.18	46.00	11.82
3	503.00	40.96	-10.61	30.35	46.00	15.65
4	648.60	38.58	-7.36	31.22	46.00	14.78

Note：

1. Correction Factor (dB1/m) = Cable Loss + Antenna Factor – Gain of Preamplifier
2. Emission Level (dBuV/m) = Reading Data + Correction Factor
3. Margin (dB) = Limit – Emission Level

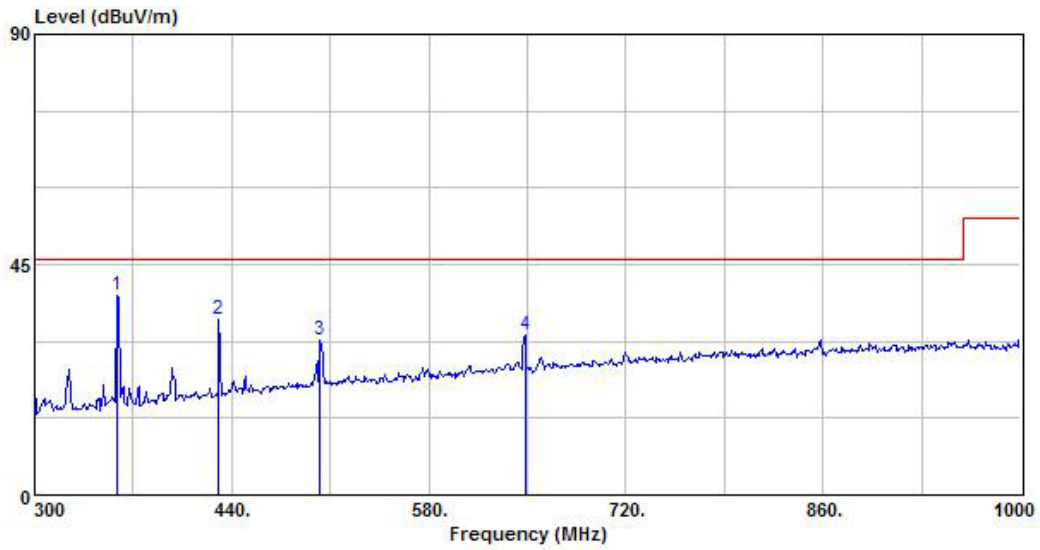

Test Mode	:	**Channel 1, Receiver with ANT-OMNI-12**			
Tester	:	Alex	**Temperature**	:	19°C
Humidity	:	53%RH	**Frequency Range**	:	30MHz~300MHz
IF Bandwidth	:	120kHz	**Polarization**	:	**Vertical**

	Freq. (MHz)	Reading Data (dBuV)	Correction Factor (dB1/m)	Emission Level (dBuV/m)	Limit (dBuV/m)	Margin (dB)
1	42.95	55.92	-16.74	39.18	40.00	0.82
2	76.98	55.46	-21.28	34.18	40.00	5.82
3	98.58	52.11	-19.52	32.59	43.50	10.91

Note：

1. Correction Factor (dB1/m) = Cable Loss + Antenna Factor – Gain of Preamplifier
2. Emission Level (dBuV/m) = Reading Data + Correction Factor
3. Margin (dB) = Limit – Emission Level

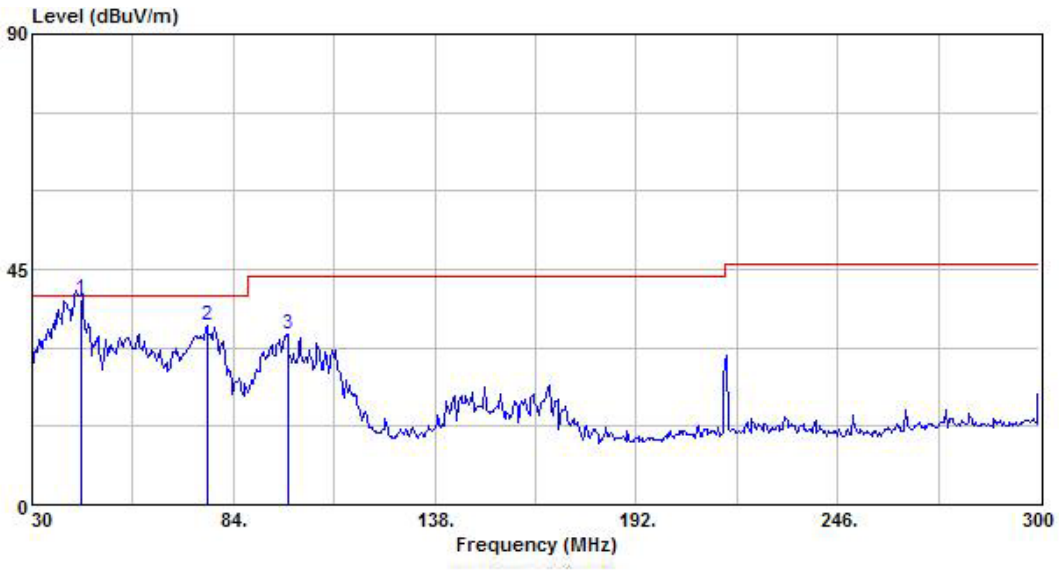

Test Mode	:	**Channel 1, Receiver with ANT-OMNI-12**			
Tester	:	Alex	**Temperature**	:	19°C
Humidity	:	53%RH	**Frequency Range**	:	300MHz~1GHz
IF Bandwidth	:	120kHz	**Polarization**	:	**Vertical**

	Frequency (MHz)	Reading Data (dBuV)	Correction Factor (dB1/m)	Emission Level (dBuV/m)	Limit (dBuV/m)	Margin (dB)
1	360.20	52.26	-14.46	37.80	46.00	8.20
2	430.90	45.63	-12.45	33.18	46.00	12.82
3	648.60	38.87	-7.36	31.51	46.00	14.49

Note：

1. Correction Factor (dB1/m) = Cable Loss + Antenna Factor – Gain of Preamplifier
2. Emission Level (dBuV/m) = Reading Data + Correction Factor
3. Margin (dB) = Limit – Emission Level

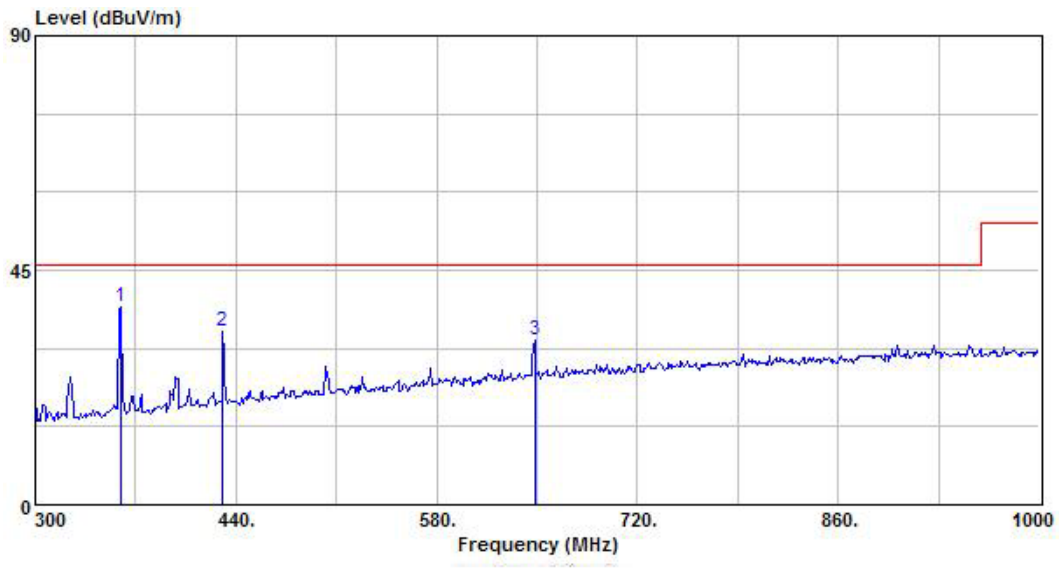

Test Mode	:	**Channel 6, Receiver with ANT-OMNI-12**			
Tester	:	Alex	**Temperature**	:	19°C
Humidity	:	53%RH	**Frequency Range**	:	30MHz~300MHz
IF Bandwidth	:	120kHz	**Polarization**	:	**Horizontal**

	Freq. (MHz)	Reading Data (dBuV)	Correction Factor (dB1/m)	Emission Level (dBuV/m)	Limit (dBuV/m)	Margin (dB)
1	30.81	39.64	-11.15	28.49	40.00	11.51
2	216.30	42.85	-19.68	23.17	46.00	22.83

Note：

1. Correction Factor (dB1/m) = Cable Loss + Antenna Factor – Gain of Preamplifier
2. Emission Level (dBuV/m) = Reading Data + Correction Factor
3. Margin (dB) = Limit – Emission Level

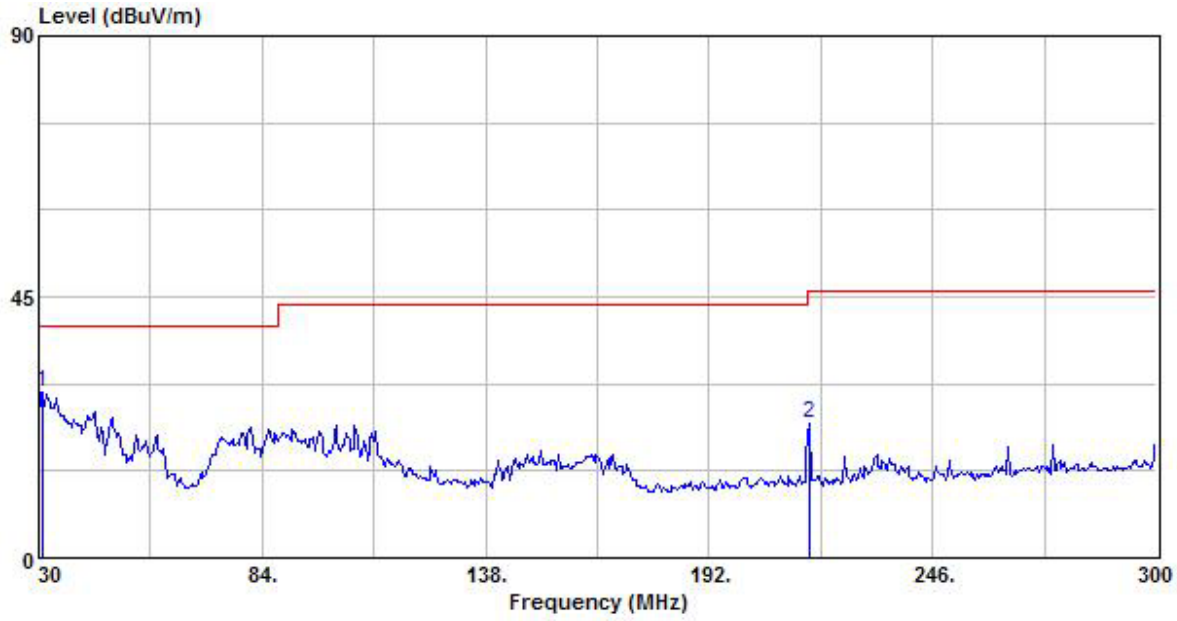

Test Mode	:	**Channel 6, Receiver with ANT-OMNI-12**			
Tester	:	Alex	**Temperature**	:	19°C
Humidity	:	53%RH	**Frequency Range**	:	300MHz~1GHz
IF Bandwidth	:	120kHz	**Polarization**	:	**Horizontal**

	Frequency (MHz)	Reading Data (dBuV)	Correction Factor (dB1/m)	Emission Level (dBuV/m)	Limit (dBuV/m)	Margin (dB)
1	358.10	53.25	-14.53	38.72	46.00	7.28
2	430.90	46.13	-12.45	33.68	46.00	12.32
3	503.70	40.47	-10.60	29.87	46.00	16.13
4	648.60	36.50	-7.36	29.14	46.00	16.86

Note：

1. Correction Factor (dB1/m) = Cable Loss + Antenna Factor – Gain of Preamplifier
2. Emission Level (dBuV/m) = Reading Data + Correction Factor
3. Margin (dB) = Limit – Emission Level

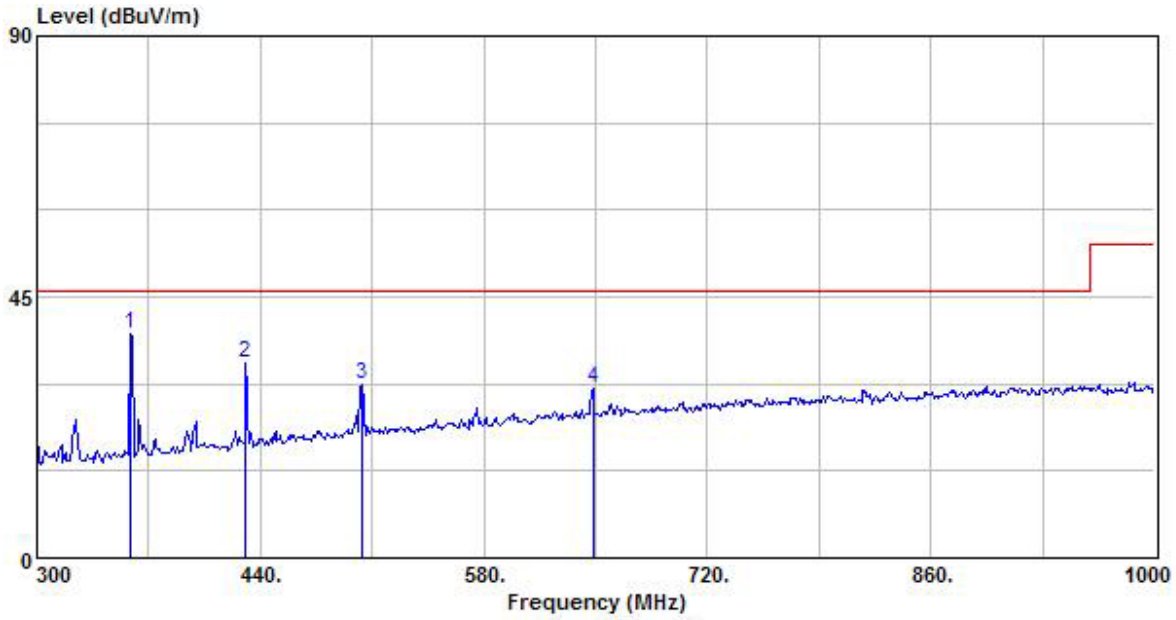

Test Mode	:	**Channel 6, Receiver with ANT-OMNI-12**			
Tester	:	Alex	**Temperature**	:	19°C
Humidity	:	53%RH	**Frequency Range**	:	30MHz~300MHz
IF Bandwidth	:	120kHz	**Polarization**	:	**Vertical**

	Freq. (MHz)	Reading Data (dBuV)	Correction Factor (dB1/m)	Emission Level (dBuV/m)	Limit (dBuV/m)	Margin (dB)
1	43.80	55.60	-17.27	38.33	40.00	1.67
2	76.98	55.96	-21.28	34.68	40.00	5.32
3	97.77	51.94	-19.58	32.36	43.50	11.14

Note：

1. Correction Factor (dB1/m) = Cable Loss + Antenna Factor – Gain of Preamplifier
2. Emission Level (dBuV/m) = Reading Data + Correction Factor
3. Margin (dB) = Limit – Emission Level

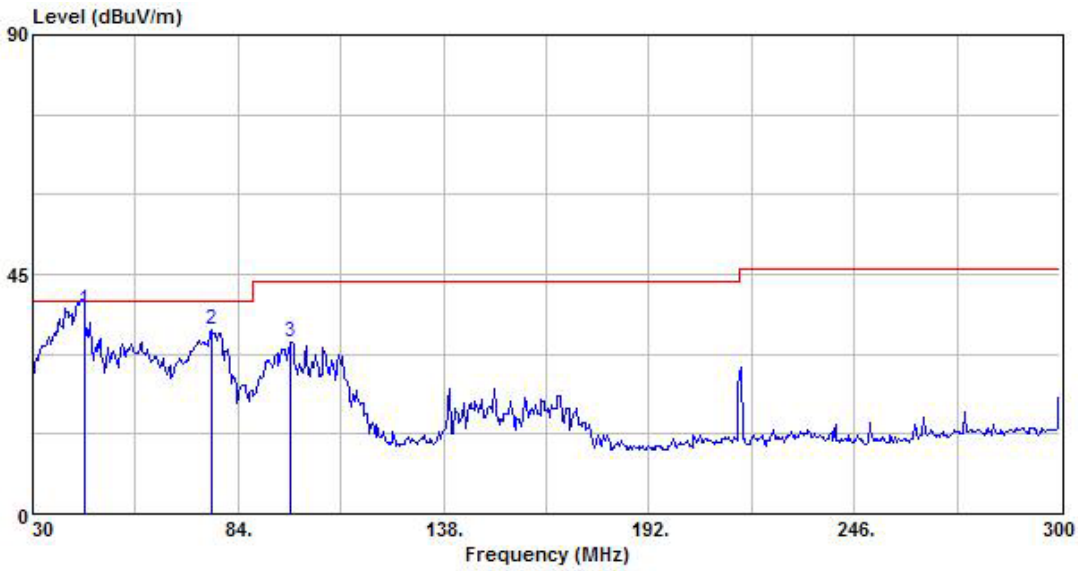

Test Mode	:	**Channel 6, Receiver with ANT-OMNI-12**			
Tester	:	Alex	**Temperature**	:	19°C
Humidity	:	53%RH	**Frequency Range**	:	300MHz~1GHz
IF Bandwidth	:	120kHz	**Polarization**	:	**Vertical**

	Frequency (MHz)	Reading Data (dBuV)	Correction Factor (dB1/m)	Emission Level (dBuV/m)	Limit (dBuV/m)	Margin (dB)
1	358.10	52.99	-14.53	38.46	46.00	7.54
2	430.90	46.52	-12.45	34.07	46.00	11.93
3	648.60	38.32	-7.36	30.96	46.00	15.04

Note：

1. Correction Factor (dB1/m) = Cable Loss + Antenna Factor – Gain of Preamplifier
2. Emission Level (dBuV/m) = Reading Data + Correction Factor
3. Margin (dB) = Limit – Emission Level

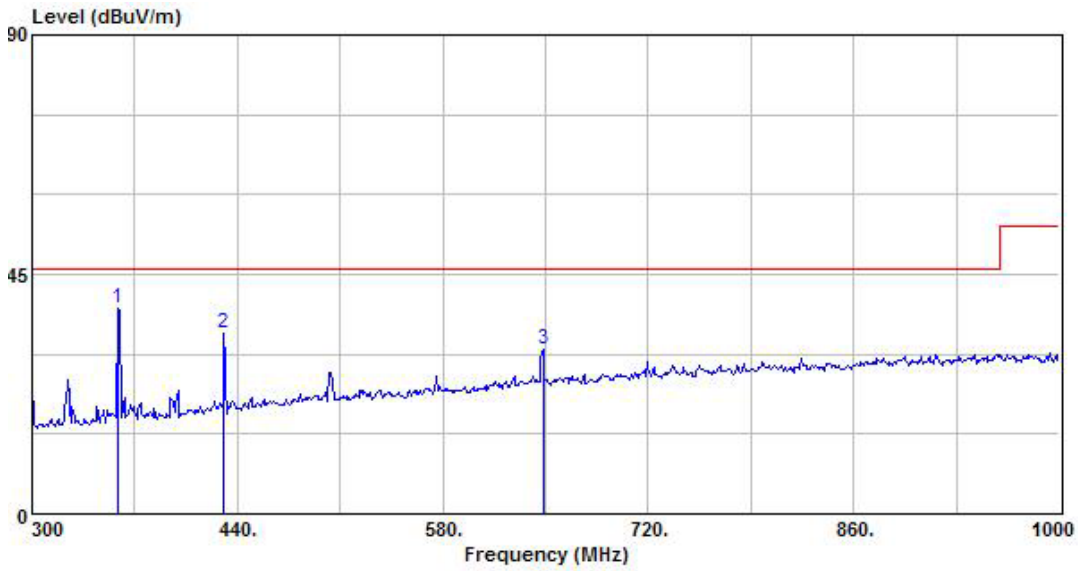

Test Mode	:	**Channel 11, Receiver with ANT-OMNI-12**			
Tester	:	Alex	**Temperature**	:	19°C
Humidity	:	53%RH	**Frequency Range**	:	30MHz~300MHz
IF Bandwidth	:	120kHz	**Polarization**	:	**Horizontal**

	Freq. (MHz)	Reading Data (dBuV)	Correction Factor (dB1/m)	Emission Level (dBuV/m)	Limit (dBuV/m)	Margin (dB)
1	34.05	40.01	-11.17	28.84	40.00	11.16
2	216.30	42.14	-19.68	22.46	46.00	23.54

Note：

1. Correction Factor (dB1/m) = Cable Loss + Antenna Factor – Gain of Preamplifier
2. Emission Level (dBuV/m) = Reading Data + Correction Factor
3. Margin (dB) = Limit – Emission Level

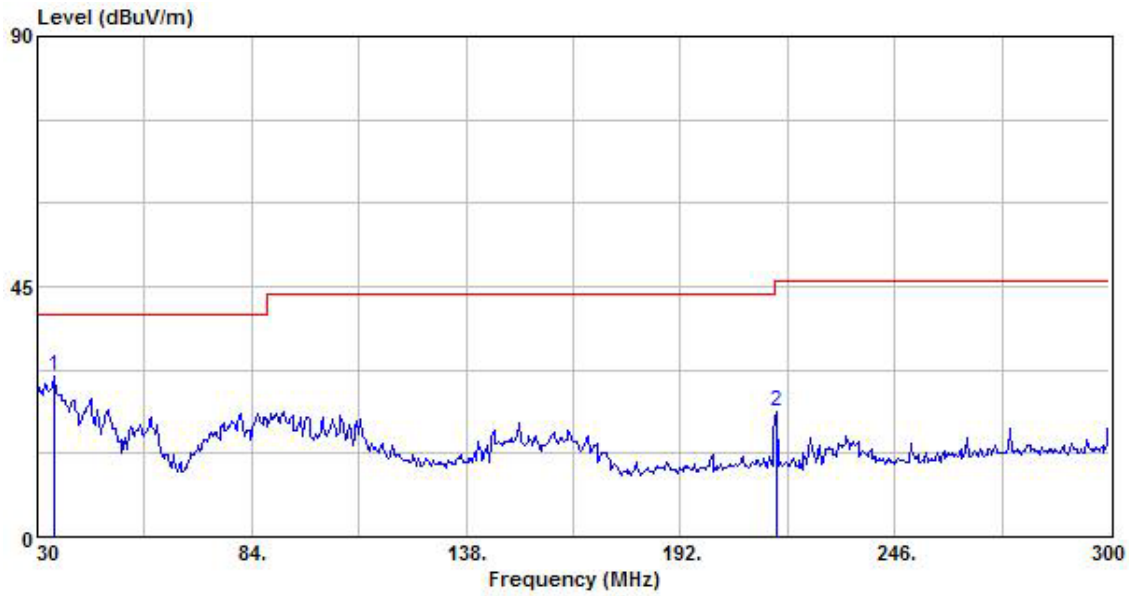

Test Mode	:	**Channel 11, Receiver with ANT-OMNI-12**			
Tester	:	Alex	**Temperature**	:	19°C
Humidity	:	53%RH	**Frequency Range**	:	300MHz~1GHz
IF Bandwidth	:	120kHz	**Polarization**	:	**Horizontal**

	Frequency (MHz)	Reading Data (dBuV)	Correction Factor (dB1/m)	Emission Level (dBuV/m)	Limit (dBuV/m)	Margin (dB)
1	358.10	53.72	-14.53	39.19	46.00	6.81
2	430.90	44.41	-12.45	31.96	46.00	14.04
3	503.00	40.39	-10.61	29.78	46.00	16.22
4	648.60	37.40	-7.36	30.04	46.00	15.96

Note：

1. Correction Factor (dB1/m) = Cable Loss + Antenna Factor – Gain of Preamplifier
2. Emission Level (dBuV/m) = Reading Data + Correction Factor
3. Margin (dB) = Limit – Emission Level

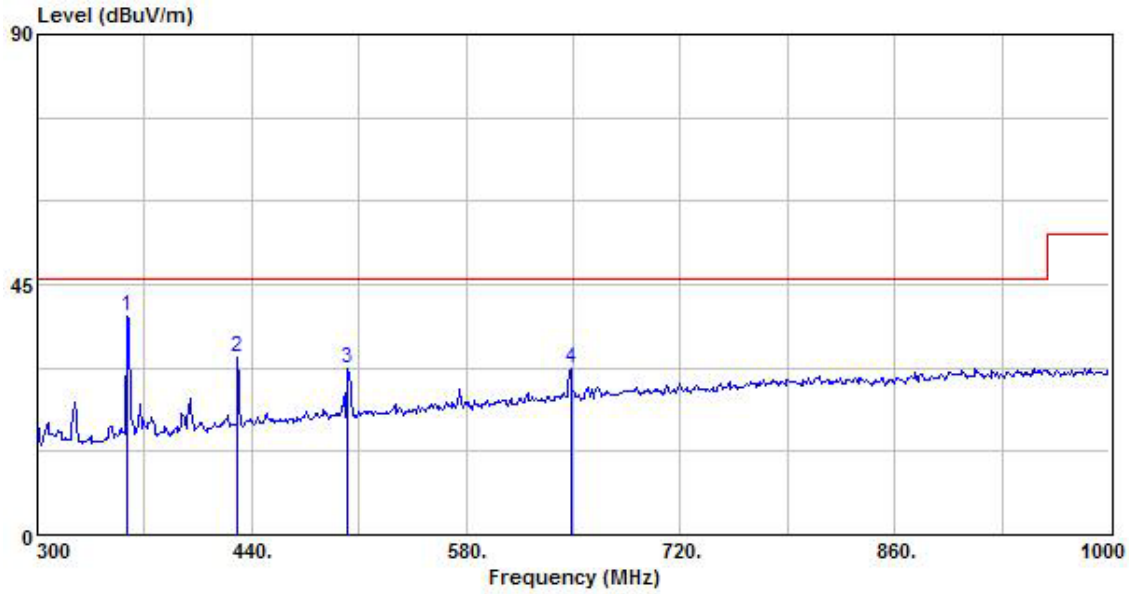

Test Mode	:	**Channel 11, Receiver with ANT-OMNI-12**			
Tester	:	Alex	**Temperature**	:	19°C
Humidity	:	53%RH	**Frequency Range**	:	30MHz~300MHz
IF Bandwidth	:	120kHz	**Polarization**	:	**Vertical**

	Freq. (MHz)	Reading Data (dBuV)	Correction Factor (dB1/m)	Emission Level (dBuV/m)	Limit (dBuV/m)	Margin (dB)
1	43.80	56.11	-17.26	38.85	40.00	1.15
2	76.98	55.84	-21.28	34.56	40.00	5.44
3	101.82	50.55	-19.30	31.25	43.50	12.25

Note：

1. Correction Factor (dB1/m) = Cable Loss + Antenna Factor – Gain of Preamplifier
2. Emission Level (dBuV/m) = Reading Data + Correction Factor
3. Margin (dB) = Limit – Emission Level

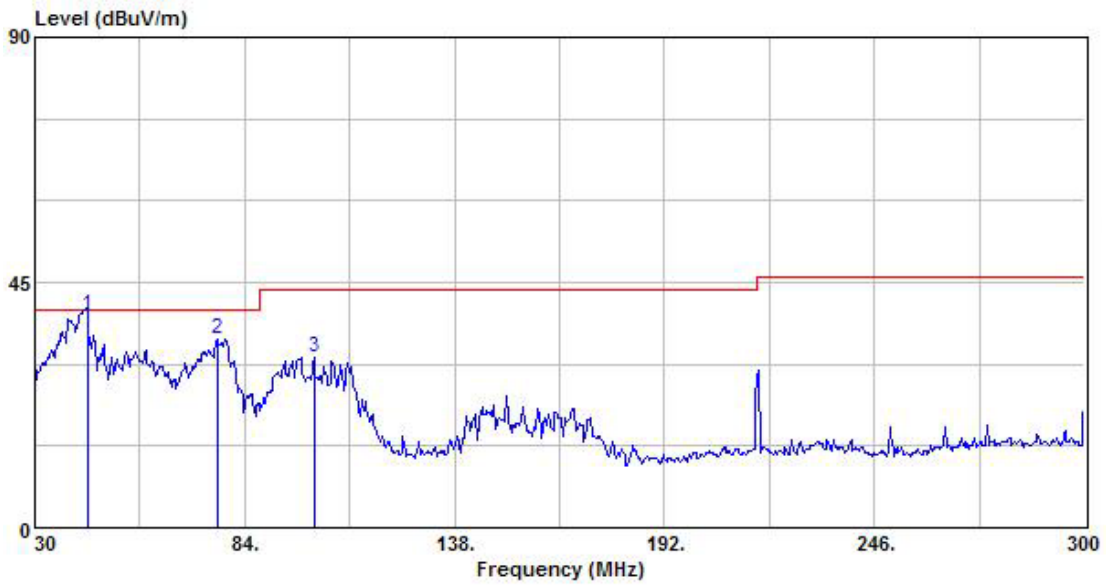

Test Mode	:	**Channel 11, Receiver with ANT-OMNI-12**			
Tester	:	Alex	**Temperature**	:	19°C
Humidity	:	53%RH	**Frequency Range**	:	300MHz~1GHz
IF Bandwidth	:	120kHz	**Polarization**	:	**Vertical**

	Frequency (MHz)	Reading Data (dBuV)	Correction Factor (dB1/m)	Emission Level (dBuV/m)	Limit (dBuV/m)	Margin (dB)
1	358.10	51.38	-14.53	36.85	46.00	9.15
2	430.90	43.31	-12.45	30.86	46.00	15.14
3	648.60	38.97	-7.36	31.61	46.00	14.39

Note：

1. Correction Factor (dB1/m) = Cable Loss + Antenna Factor – Gain of Preamplifier
2. Emission Level (dBuV/m) = Reading Data + Correction Factor
3. Margin (dB) = Limit – Emission Level

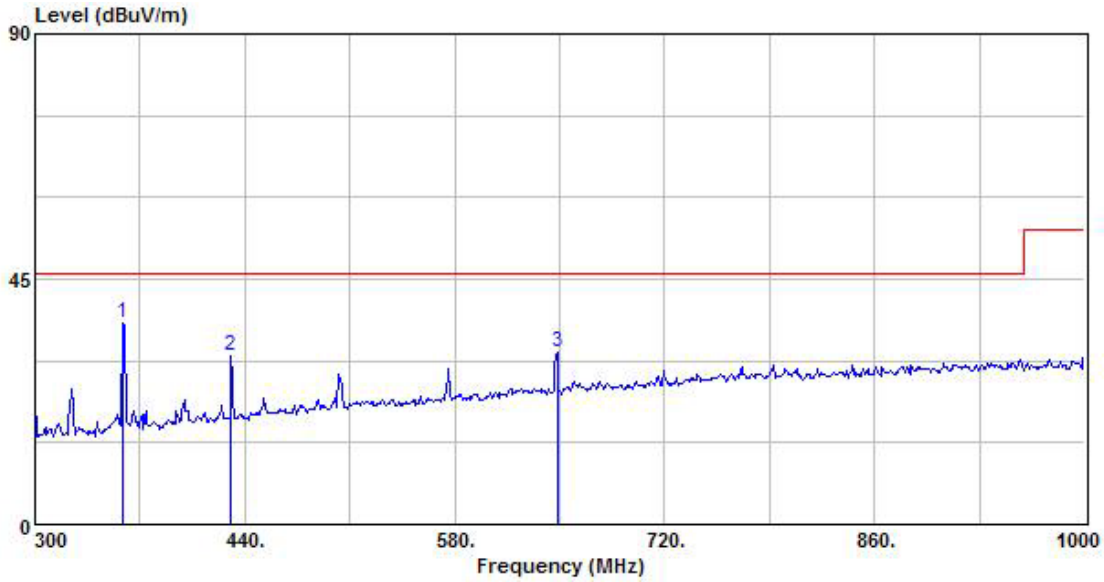

Test Mode	:	**Channel 1, Receiver with FLAT-PATCH-ANTENNA**			
Tester	:	Alex	**Temperature**	:	19°C
Humidity	:	53%RH	**Frequency Range**	:	30MHz~300MHz
IF Bandwidth	:	120kHz	**Polarization**	:	**Horizontal**

	Freq. (MHz)	Reading Data (dBuV)	Correction Factor (dB1/m)	Emission Level (dBuV/m)	Limit (dBuV/m)	Margin (dB)
1	30.54	44.16	-11.15	33.01	40.00	6.99
2	43.50	46.22	-17.09	29.13	40.00	10.87
3	106.41	53.07	-19.01	34.06	43.50	9.44
4	216.30	46.47	-19.68	26.79	46.00	19.21

Note：

1. Correction Factor (dB1/m) = Cable Loss + Antenna Factor – Gain of Preamplifier
2. Emission Level (dBuV/m) = Reading Data + Correction Factor
3. Margin (dB) = Limit – Emission Level

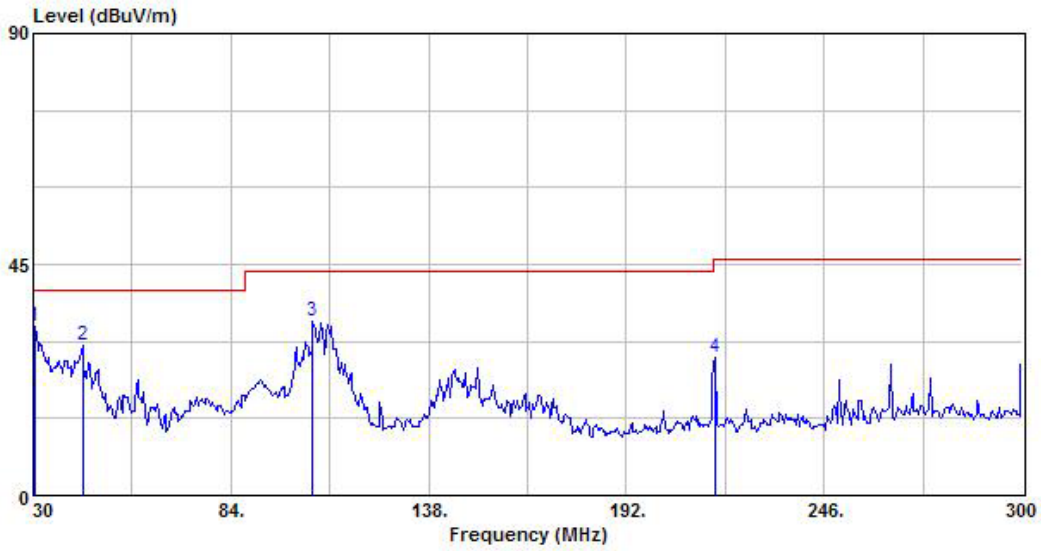

Test Mode	:	**Channel 1, Receiver with FLAT-PATCH-ANTENNA**			
Tester	:	Alex	**Temperature**	:	19°C
Humidity	:	53%RH	**Frequency Range**	:	300MHz~1GHz
IF Bandwidth	:	120kHz	**Polarization**	:	**Horizontal**

	Frequency (MHz)	Reading Data (dBuV)	Correction Factor (dB1/m)	Emission Level (dBuV/m)	Limit (dBuV/m)	Margin (dB)
1	358.10	55.70	-14.53	41.17	46.00	4.83
2	503.00	39.63	-10.61	29.02	46.00	16.98

Note：

1. Correction Factor (dB1/m) = Cable Loss + Antenna Factor – Gain of Preamplifier
2. Emission Level (dBuV/m) = Reading Data + Correction Factor
3. Margin (dB) = Limit – Emission Level

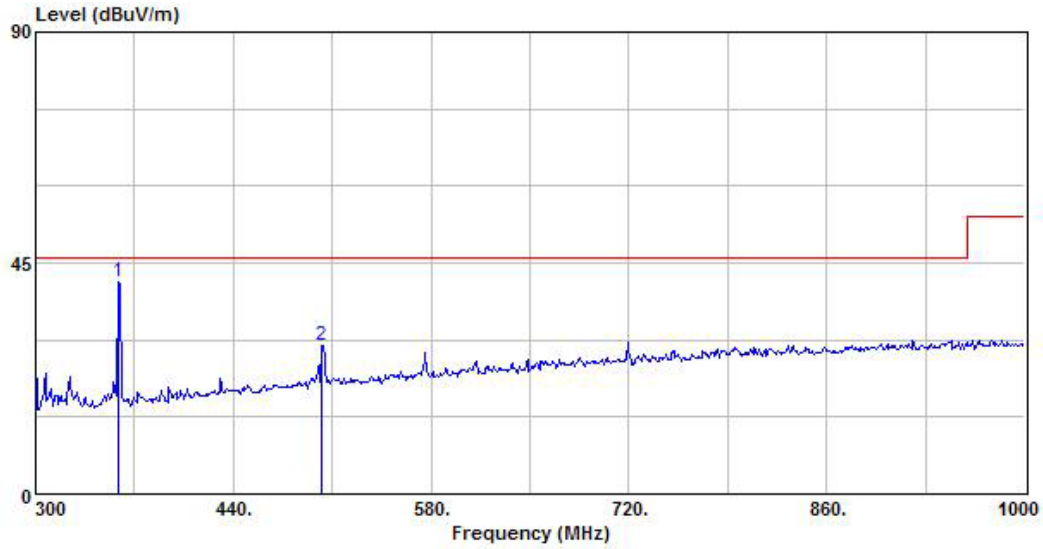

Test Mode	:	**Channel 1, Receiver with FLAT-PATCH-ANTENNA**			
Tester	:	Alex	**Temperature**	:	19°C
Humidity	:	53%RH	**Frequency Range**	:	30MHz~300MHz
IF Bandwidth	:	120kHz	**Polarization**	:	**Vertical**

	Freq. (MHz)	Reading Data (dBuV)	Correction Factor (dB1/m)	Emission Level (dBuV/m)	Limit (dBuV/m)	Margin (dB)
1	37.39	48.87	-12.96	35.91	40.00	4.09
2	47.82	55.34	-19.83	35.51	40.00	4.49
3	108.57	56.75	-18.89	37.86	43.50	5.64
4	151.50	48.23	-21.13	27.10	43.50	16.40

Note：

1. Correction Factor (dB1/m) = Cable Loss + Antenna Factor – Gain of Preamplifier
2. Emission Level (dBuV/m) = Reading Data + Correction Factor
3. Margin (dB) = Limit – Emission Level

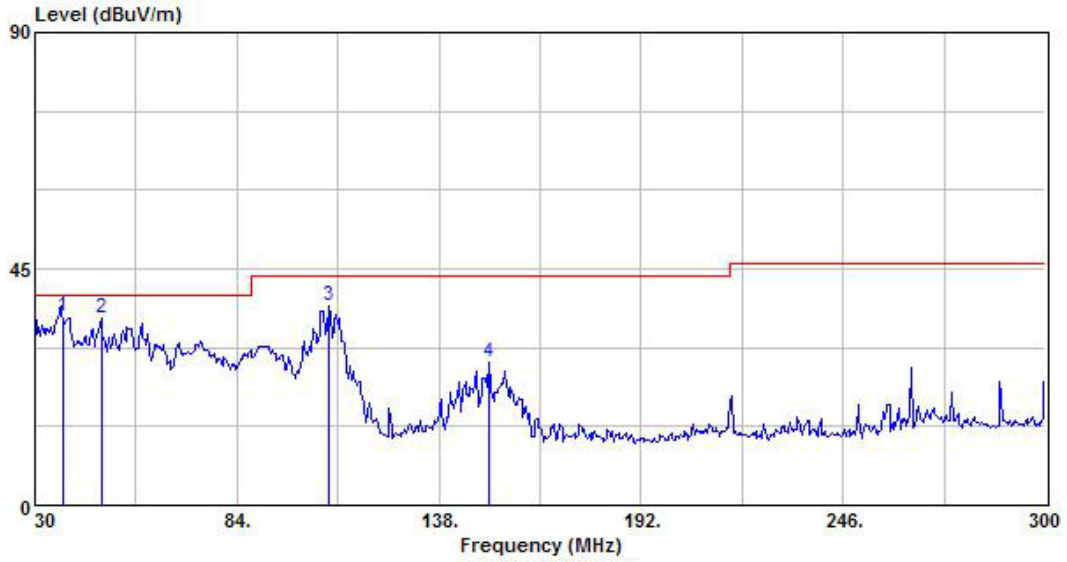

Test Mode	:	**Channel 1, Receiver with FLAT-PATCH-ANTENNA**			
Tester	:	Alex	**Temperature**	:	19°C
Humidity	:	53%RH	**Frequency Range**	:	300MHz~1GHz
IF Bandwidth	:	120kHz	**Polarization**	:	**Vertical**

	Frequency (MHz)	Reading Data (dBuV)	Correction Factor (dB1/m)	Emission Level (dBuV/m)	Limit (dBuV/m)	Margin (dB)
1	358.10	52.08	-14.53	37.55	46.00	8.45
2	575.80	36.05	-9.29	26.76	46.00	19.24

Note：

1. Correction Factor (dB1/m) = Cable Loss + Antenna Factor – Gain of Preamplifier
2. Emission Level (dBuV/m) = Reading Data + Correction Factor
3. Margin (dB) = Limit – Emission Level

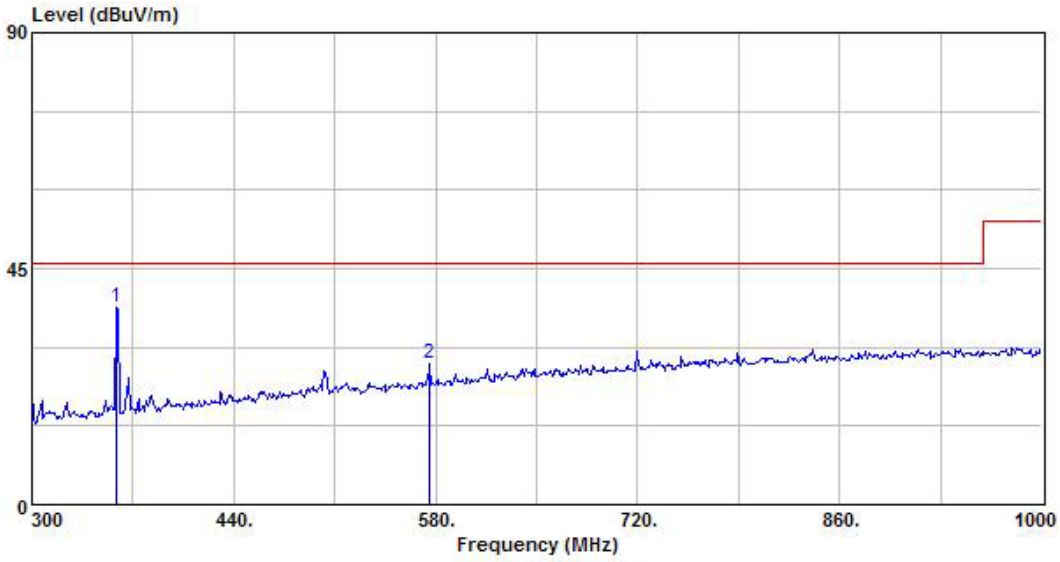

Test Mode	:	**Channel 6, Receiver with FLAT-PATCH-ANTENNA**			
Tester	:	Alex	**Temperature**	:	19°C
Humidity	:	53%RH	**Frequency Range**	:	30MHz~300MHz
IF Bandwidth	:	120kHz	**Polarization**	:	**Horizontal**

	Freq. (MHz)	Reading Data (dBuV)	Correction Factor (dB1/m)	Emission Level (dBuV/m)	Limit (dBuV/m)	Margin (dB)
1	30.54	43.33	-11.15	32.18	40.00	7.82
2	106.41	52.09	-19.01	33.08	43.50	10.42
3	145.02	46.75	-20.74	26.01	43.50	17.49
4	216.30	46.41	-19.68	26.73	46.00	19.27

Note：

1. Correction Factor (dB1/m) = Cable Loss + Antenna Factor – Gain of Preamplifier
2. Emission Level (dBuV/m) = Reading Data + Correction Factor
3. Margin (dB) = Limit – Emission Level

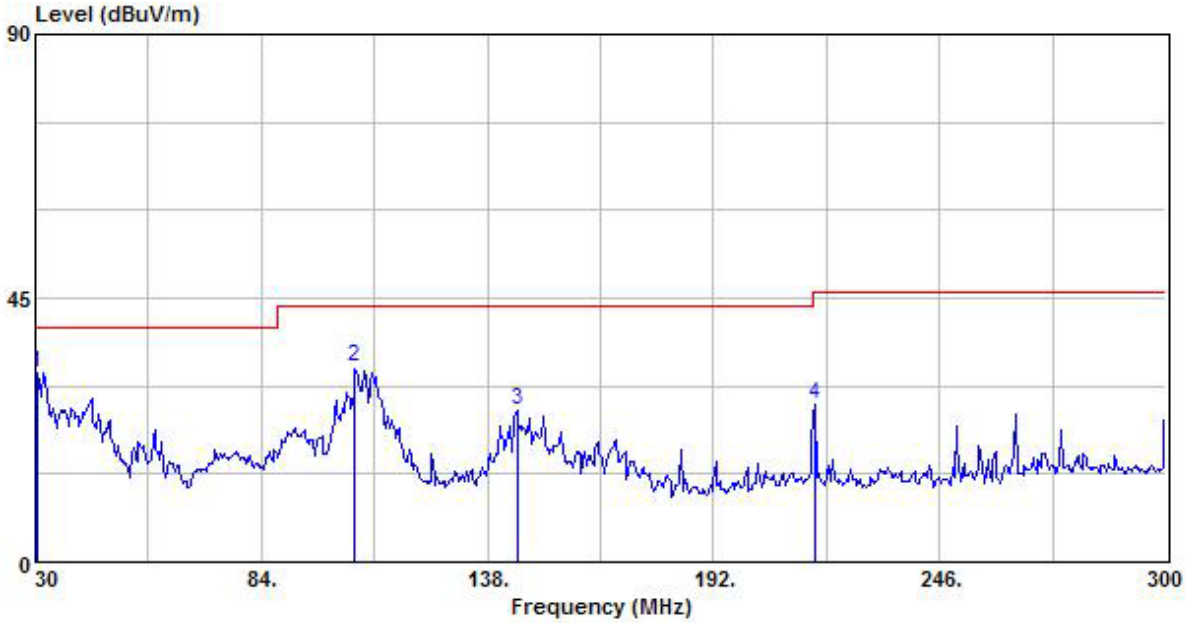

Test Mode	:	**Channel 6, Receiver with FLAT-PATCH-ANTENNA**			
Tester	:	Alex	**Temperature**	:	19°C
Humidity	:	53%RH	**Frequency Range**	:	300MHz~1GHz
IF Bandwidth	:	120kHz	**Polarization**	:	**Horizontal**

	Frequency (MHz)	Reading Data (dBuV)	Correction Factor (dB1/m)	Emission Level (dBuV/m)	Limit (dBuV/m)	Margin (dB)
1	359.99	57.32	-14.46	42.86	46.00	3.14
2	503.70	41.22	-10.60	30.62	46.00	15.38

Note：

1. Correction Factor (dB1/m) = Cable Loss + Antenna Factor – Gain of Preamplifier
2. Emission Level (dBuV/m) = Reading Data + Correction Factor
3. Margin (dB) = Limit – Emission Level

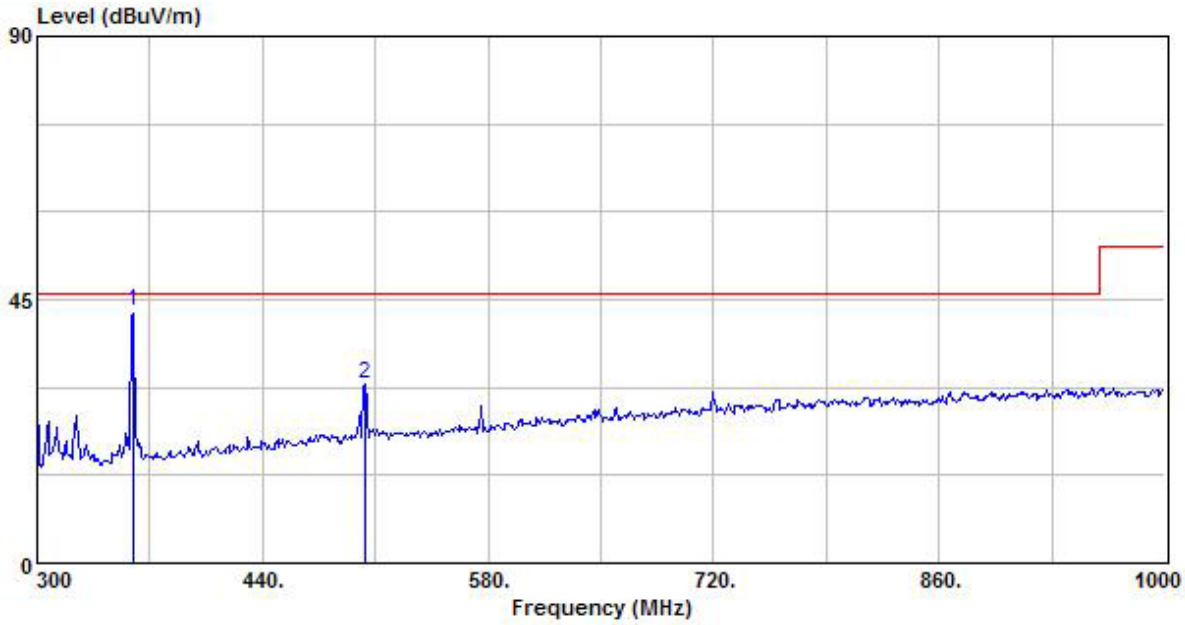

Test Mode	:	**Channel 6, Receiver with FLAT-PATCH-ANTENNA**			
Tester	:	Alex	**Temperature**	:	19°C
Humidity	:	53%RH	**Frequency Range**	:	30MHz~300MHz
IF Bandwidth	:	120kHz	**Polarization**	:	**Vertical**

	Freq. (MHz)	Reading Data (dBuV)	Correction Factor (dB1/m)	Emission Level (dBuV/m)	Limit (dBuV/m)	Margin (dB)
1	37.36	49.99	-12.94	37.05	40.00	2.95
2	106.70	57.76	-19.00	38.76	43.50	4.74
3	151.50	53.18	-21.13	32.05	43.50	11.45
4	216.30	45.05	-19.68	25.37	46.00	20.63

Note：

1. Correction Factor (dB1/m) = Cable Loss + Antenna Factor – Gain of Preamplifier
2. Emission Level (dBuV/m) = Reading Data + Correction Factor
3. Margin (dB) = Limit – Emission Level

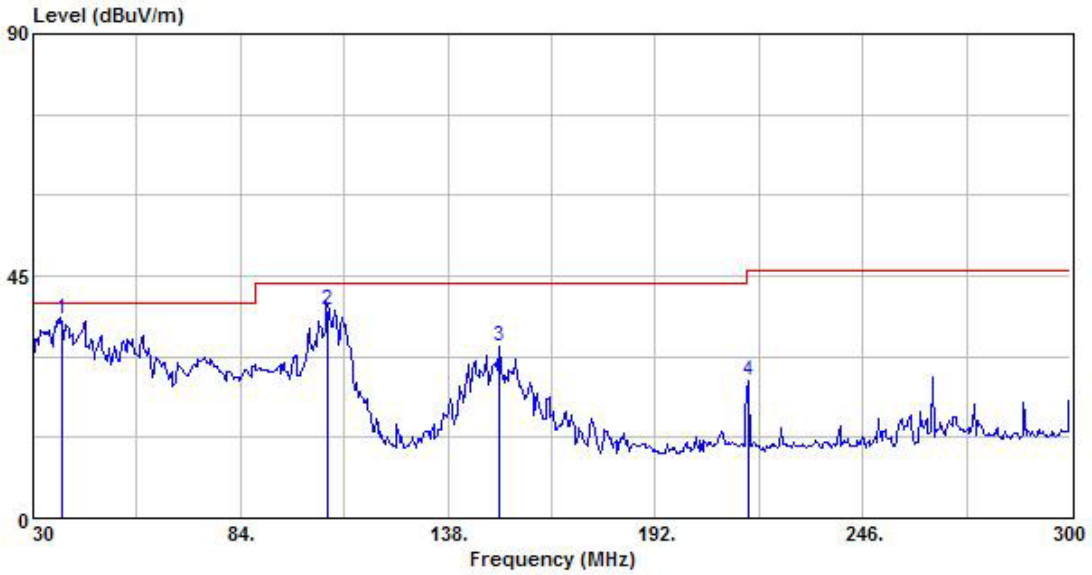

Test Mode	:	**Channel 6, Receiver with FLAT-PATCH-ANTENNA**			
Tester	:	Alex	**Temperature**	:	19°C
Humidity	:	53%RH	**Frequency Range**	:	300MHz~1GHz
IF Bandwidth	:	120kHz	**Polarization**	:	**Vertical**

	Frequency (MHz)	Reading Data (dBuV)	Correction Factor (dB1/m)	Emission Level (dBuV/m)	Limit (dBuV/m)	Margin (dB)
1	358.10	51.78	-14.53	37.25	46.00	8.75
2	503.00	40.04	-10.61	29.43	46.00	16.57

Note：

1. Correction Factor (dB1/m) = Cable Loss + Antenna Factor – Gain of Preamplifier
2. Emission Level (dBuV/m) = Reading Data + Correction Factor
3. Margin (dB) = Limit – Emission Level

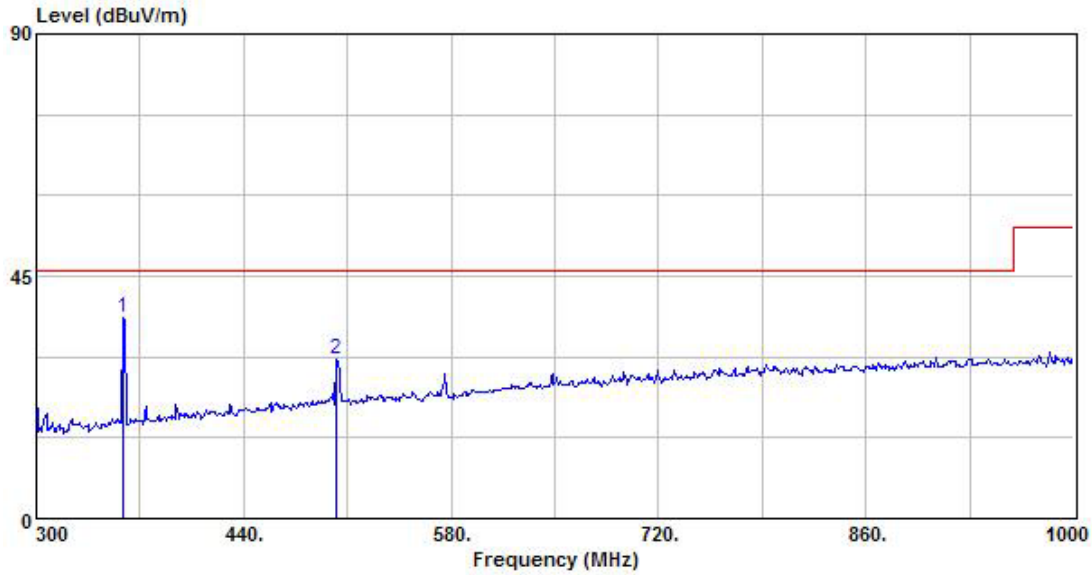

Test Mode	:	**Channel 11, Receiver with FLAT-PATCH-ANTENNA**			
Tester	:	Alex	**Temperature**	:	19°C
Humidity	:	53%RH	**Frequency Range**	:	30MHz~300MHz
IF Bandwidth	:	120kHz	**Polarization**	:	**Horizontal**

	Freq. (MHz)	Reading Data (dBuV)	Correction Factor (dB1/m)	Emission Level (dBuV/m)	Limit (dBuV/m)	Margin (dB)
1	30.54	43.61	-11.15	32.46	40.00	7.54
2	106.41	51.95	-19.01	32.94	43.50	10.56
3	216.30	46.50	-19.68	26.82	46.00	19.18

Note：

1. Correction Factor (dB1/m) = Cable Loss + Antenna Factor – Gain of Preamplifier
2. Emission Level (dBuV/m) = Reading Data + Correction Factor
3. Margin (dB) = Limit – Emission Level

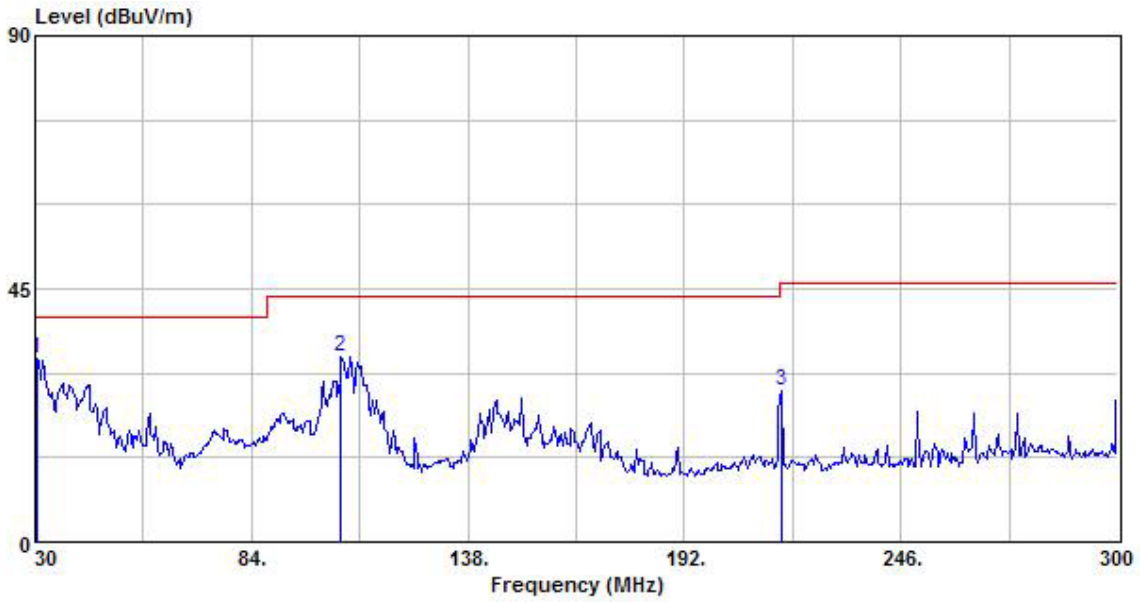

Test Mode	:	**Channel 11, Receiver with FLAT-PATCH-ANTENNA**			
Tester	:	Alex	**Temperature**	:	19°C
Humidity	:	53%RH	**Frequency Range**	:	300MHz~1GHz
IF Bandwidth	:	120kHz	**Polarization**	:	**Horizontal**

	Frequency (MHz)	Reading Data (dBuV)	Correction Factor (dB1/m)	Emission Level (dBuV/m)	Limit (dBuV/m)	Margin (dB)
1	360.02	57.02	-14.46	42.56	46.00	3.44
2	503.00	42.45	-10.61	31.84	46.00	14.16
3	719.30	36.45	-6.23	30.22	46.00	15.78

Note：

1. Correction Factor (dB1/m) = Cable Loss + Antenna Factor – Gain of Preamplifier
2. Emission Level (dBuV/m) = Reading Data + Correction Factor
3. Margin (dB) = Limit – Emission Level

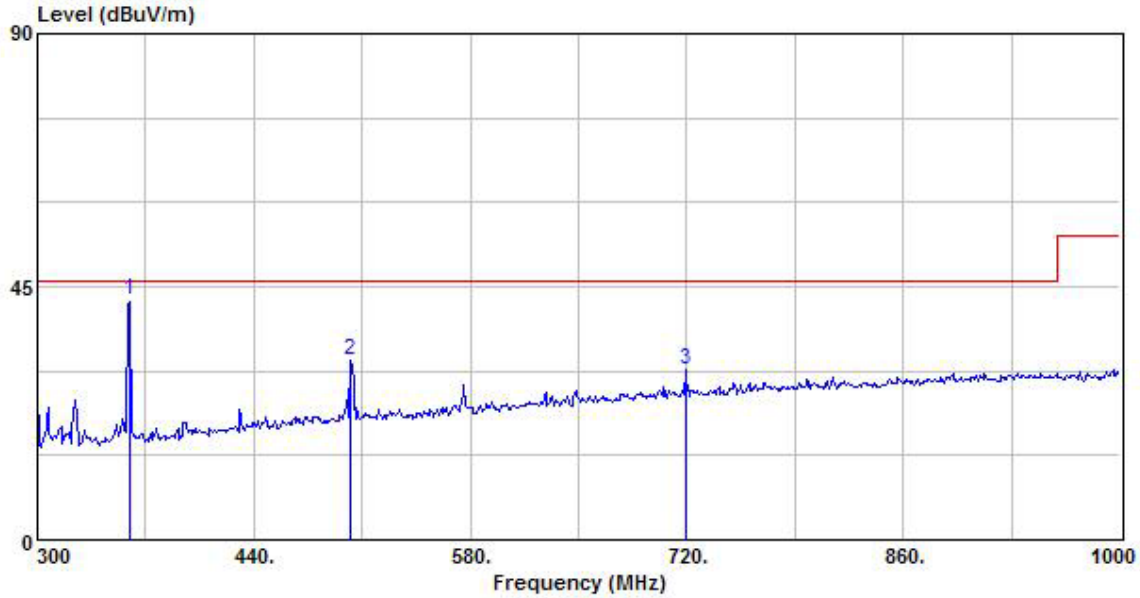

Test Mode	:	**Channel 11, Receiver with FLAT-PATCH-ANTENNA**			
Tester	:	Alex	**Temperature**	:	19°C
Humidity	:	53%RH	**Frequency Range**	:	30MHz~300MHz
IF Bandwidth	:	120kHz	**Polarization**	:	**Vertical**

	Freq. (MHz)	Reading Data (dBuV)	Correction Factor (dB1/m)	Emission Level (dBuV/m)	Limit (dBuV/m)	Margin (dB)
1	37.51	50.60	-13.06	37.54	40.00	2.46
2	106.41	57.24	-19.01	38.23	43.50	5.27
3	151.50	49.51	-21.13	28.38	43.50	15.12

Note：

1. Correction Factor (dB1/m) = Cable Loss + Antenna Factor – Gain of Preamplifier
2. Emission Level (dBuV/m) = Reading Data + Correction Factor
3. Margin (dB) = Limit – Emission Level

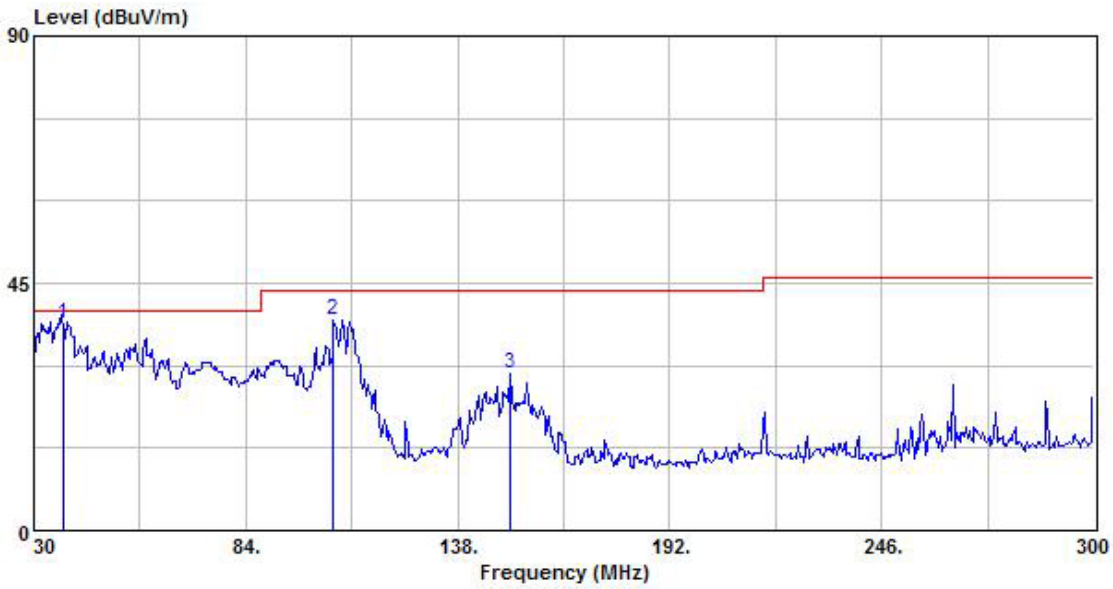

Test Mode	:	**Channel 11, Receiver with FLAT-PATCH-ANTENNA**			
Tester	:	Alex	**Temperature**	:	19°C
Humidity	:	53%RH	**Frequency Range**	:	300MHz~1GHz
IF Bandwidth	:	120kHz	**Polarization**	:	**Vertical**

	Frequency (MHz)	Reading Data (dBuV)	Correction Factor (dB1/m)	Emission Level (dBuV/m)	Limit (dBuV/m)	Margin (dB)
1	360.20	53.19	-14.46	38.73	46.00	7.27
2	503.70	41.80	-10.60	31.20	46.00	14.80
3	719.30	36.59	-6.23	30.36	46.00	15.64

Note：
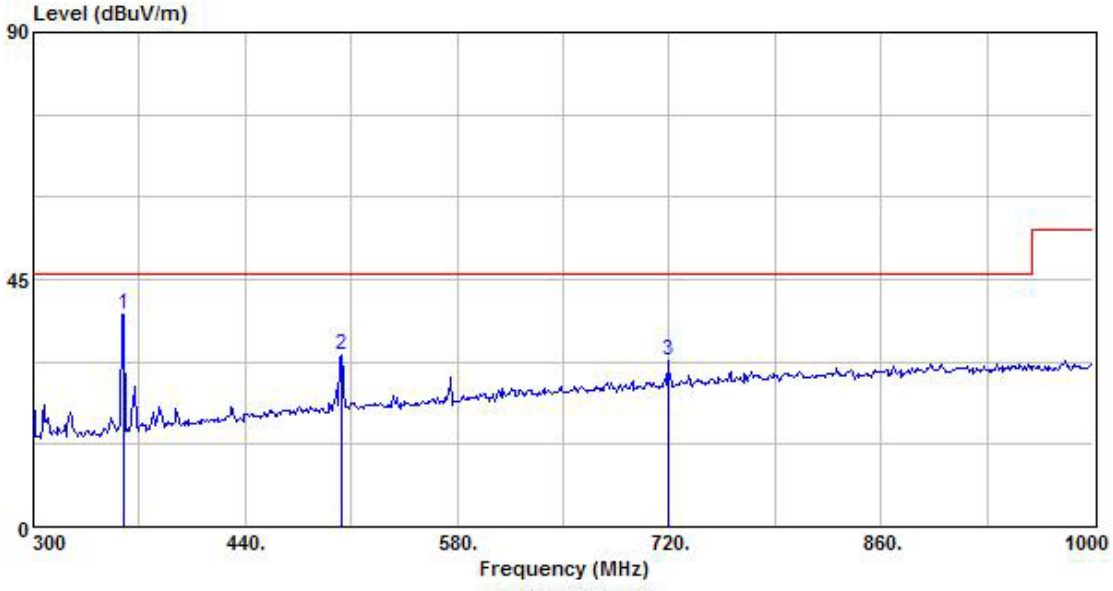
1. Correction Factor (dB1/m) = Cable Loss + Antenna Factor – Gain of Preamplifier
2. Emission Level (dBuV/m) = Reading Data + Correction Factor
3. Margin (dB) = Limit – Emission Level