Shenzhen SKYLink Technology Co.,Ltd

Antenna Specification for Approval

Customer Name: _____

Product Name: 2.4G

Part NO.: WF87A-C113-95B-102650-211

Write By: Zhengfeng Fang

Issued Date: 2023-6-27

Customer

R&D Dept	Business Dept	Approved By

SKYLink

R&D Dept	Engineer Dept	Approval
方正锋	徐鑫昱	陈术

R & D Center: Room D 5th Floor Building L,Block E ,71 Baocheng District ,Baoan District ,Shenzhen
Factory: 6 Floor,GangHuaXing Industrial Park,Rongshu Road 2nd ,Fuyong,Baoan ,shenzhen
Email:damoncui@tllskylink.com

● Specification Summary

A. Electrical Characteristics	
Frequency	**2400MHz ~2500MHz**
Log Mag	**<-10dB**
Efficiency	**>55%**
Peak Gain	**1.8dbi**
Impedance	**50 Ohm**
Polarization	**Line**
B. Material & Mechanical Characteristics	
Material of Radiator	**Cu**
Cable Type	**1.13mm Black**
Connector Type	/
Dimension	At Attachment
Heat-durability	**280±5°C，10sec.**
C. Environmental Characteristics	
Operation Temperature	**- 20 °C ~ + 80 °C**
Storage Temperature	**- 30 °C ~ + 85 °C**

R & D Center：Room D 5th Floor Building L,Block E ,71 Baocheng District ,Baoan District ,Shenzhen
Factory：6 Floor,GangHuaXing Industrial Park,Rongshu Road 2nd ,Fuyong,Baoan ,shenzhen
Email:damoncui@tllskylink.com

由 Autodesk 教育版产品制作

RoHS
Compliant
G P

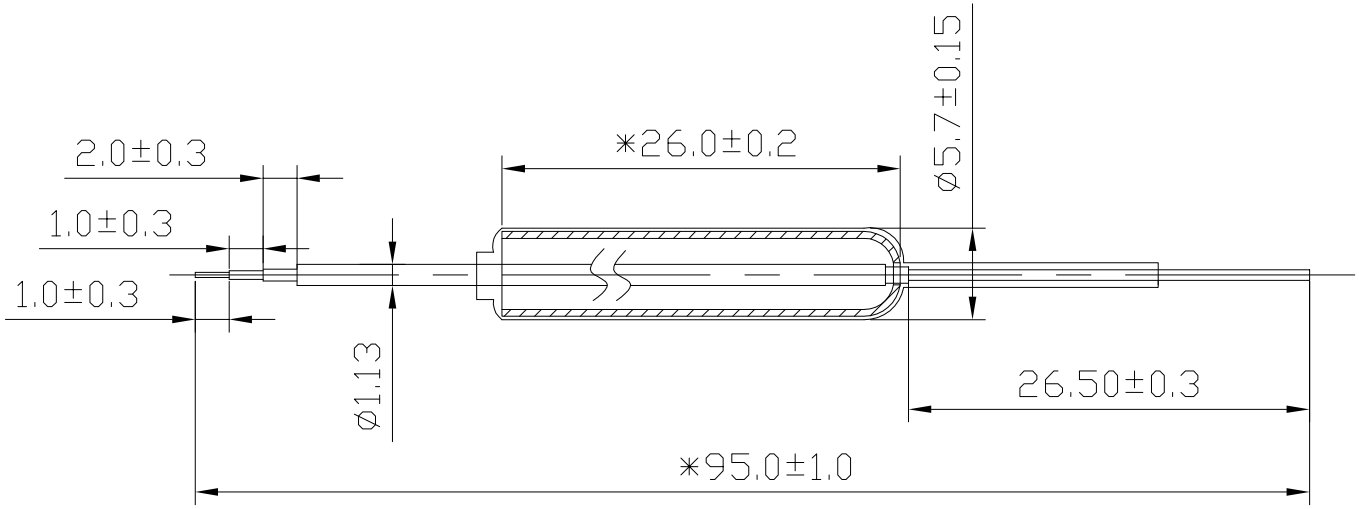

Rev	Description	Date	Remark
A	New drawing		

Location			
0～10	±0.05	○	0.02
10～18	±0.10	◎	ø0.03
18～30	±0.12	⊥	0.02
30～40	±0.15	▱	0.04
40～	±0.20	Angle	±0.5°

Third Angle

SHEN ZHEN SKYLink CO.,LTD

Project		Date	2023-06-27
Part Name		Designed by	
Part No.	WF87A-C113-95B-102650-211	Checked by	MD / RF
Material			
DWG No.		Approved by	
		Unit mm	Scale 1:1 Rev A

由 Autodesk 教育版产品制作

● Test Equipment & Conditions

1. Network Analyzers :

Agilent 8753D 5071B

Communications Test Set:

Agilent E5515C CMW500

2. 3D Chamber Test System

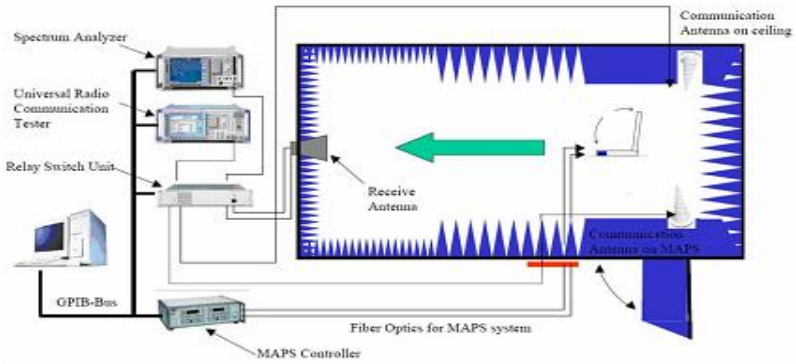

(Testing by 3D anechoic chamber)

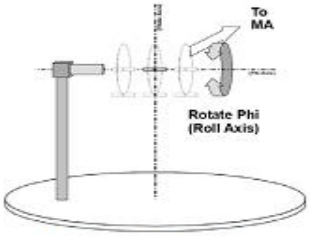

Phi axis test

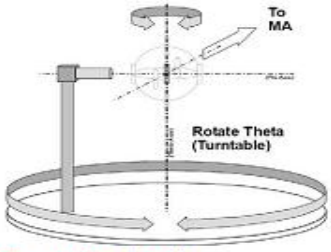

Theta axis test



◆ Return Loss

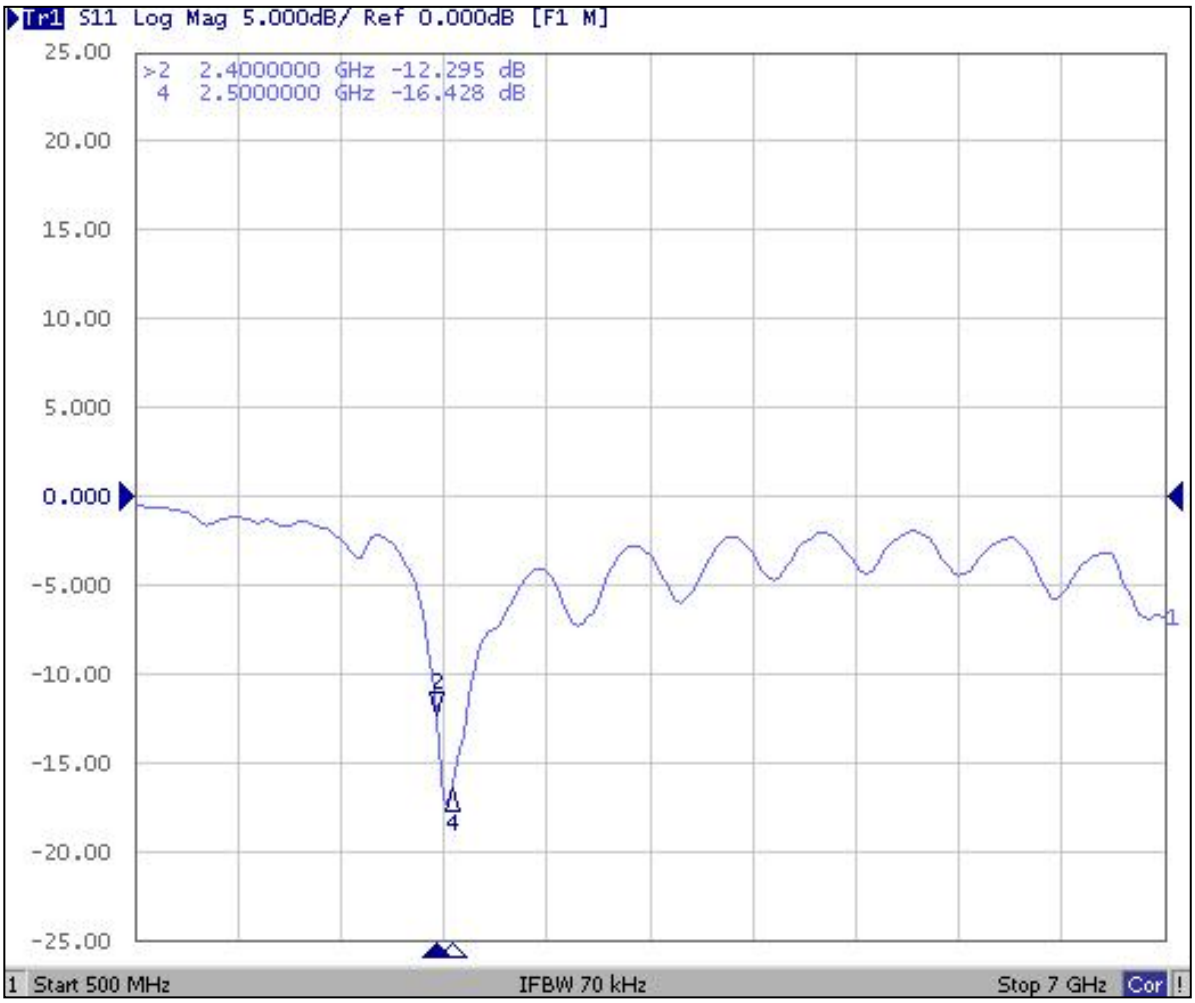

R & D Center：Room D 5th Floor Building L,Block E ,71 Baocheng District ,Baoan District ,Shenzhen
Factory：6 Floor,GangHuaXing Industrial Park,Rongshu Road 2nd ,Fuyong,Baoan ,shenzhen
Email:damoncui@tllskylink.com

◆ Gain & Efficiency

Freq (MHz)	Effi (%)	Gain (dBi)
2400	67.72	1.77
2410	66.38	1.69
2420	67.63	1.75
2430	68.07	1.75
2440	65.66	1.57
2450	59.88	1.29
2460	58.58	1.43
2470	60	1.6
2480	60.96	1.69
2490	63.94	1.81
2500	62	1.77

◆ Radiation Pattern

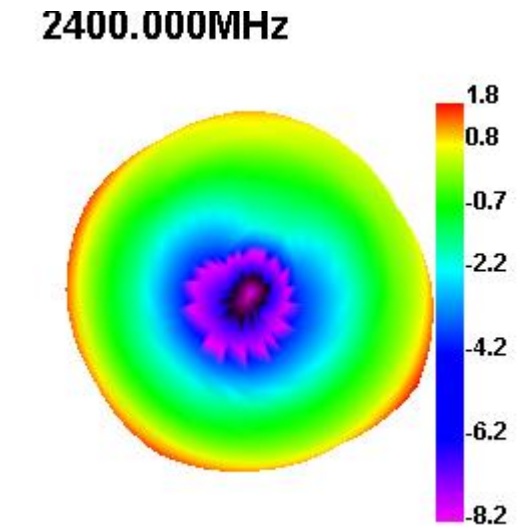

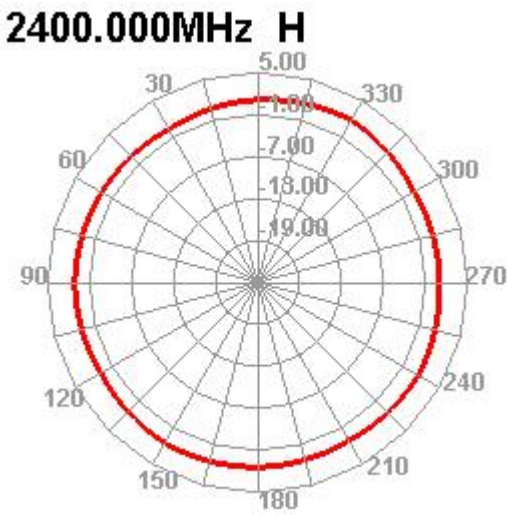

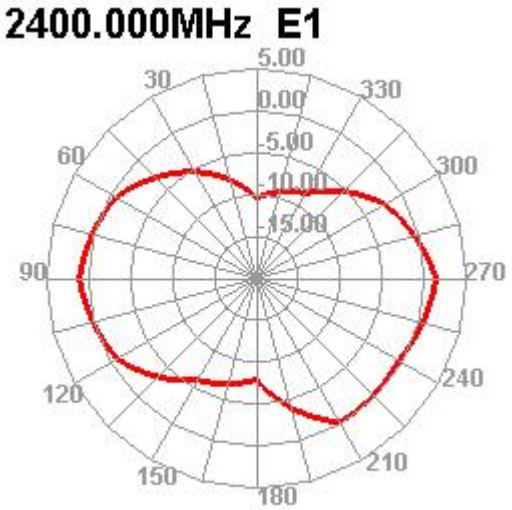

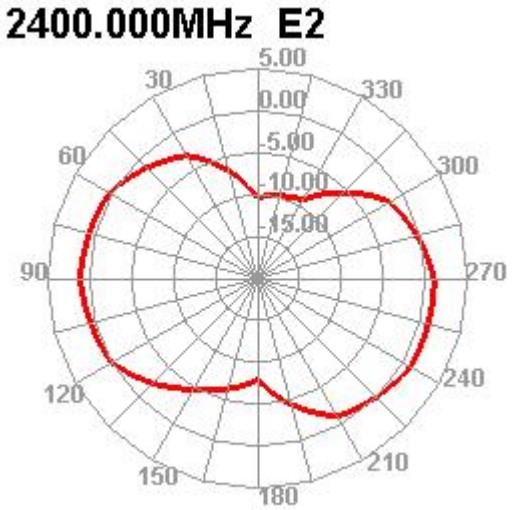

R & D Center：Room D 5th Floor Building L,Block E ,71 Baocheng District ,Baoan District ,Shenzhen
Factory：6 Floor,GangHuaXing Industrial Park,Rongshu Road 2nd ,Fuyong,Baoan ,shenzhen
Email:damoncui@tllskylink.com

◆ Radiation Pattern

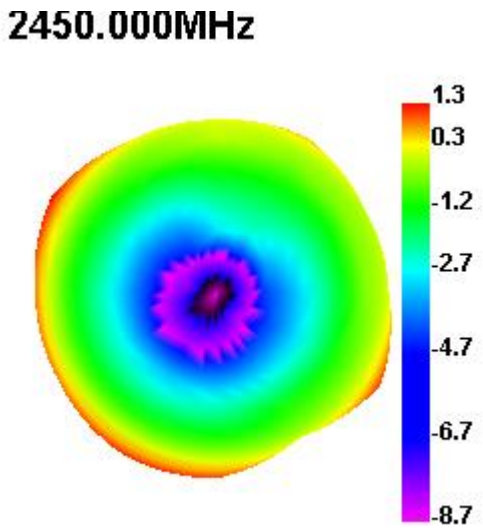

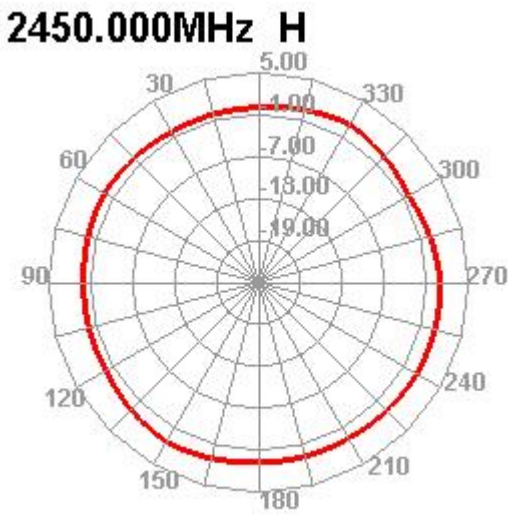

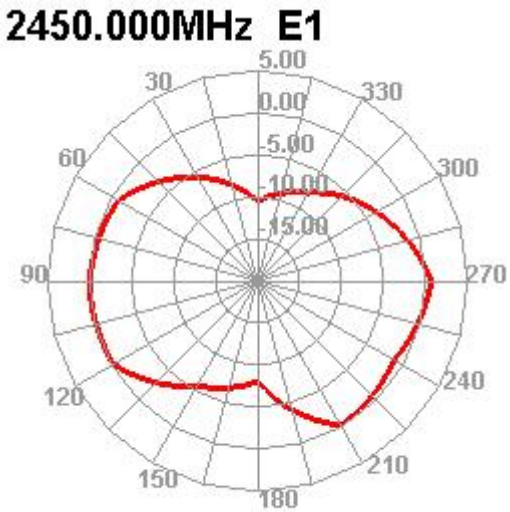

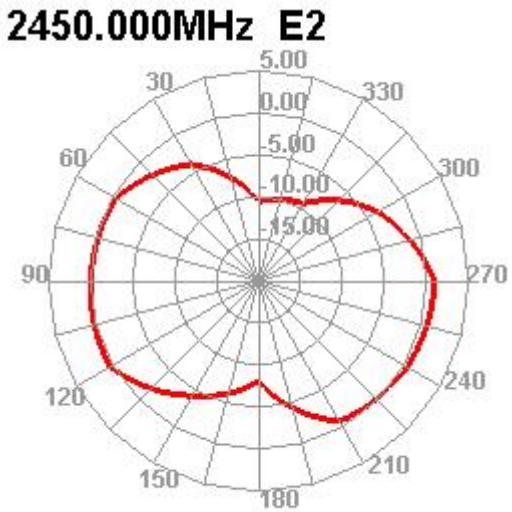

R & D Center：Room D 5th Floor Building L,Block E ,71 Baocheng District ,Baoan District ,Shenzhen
Factory：6 Floor,GangHuaXing Industrial Park,Rongshu Road 2nd ,Fuyong,Baoan ,shenzhen
Email:damoncui@tllskylink.com

◆ Radiation Pattern

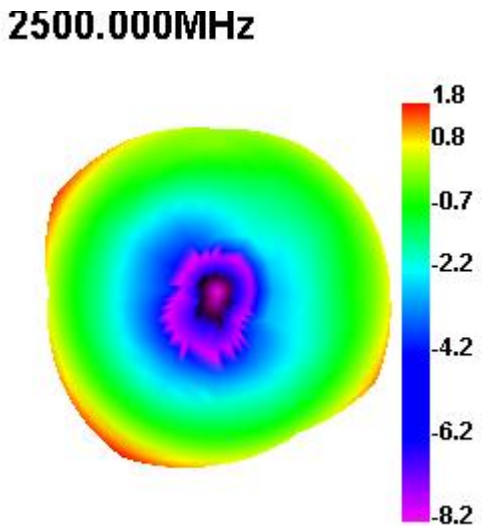

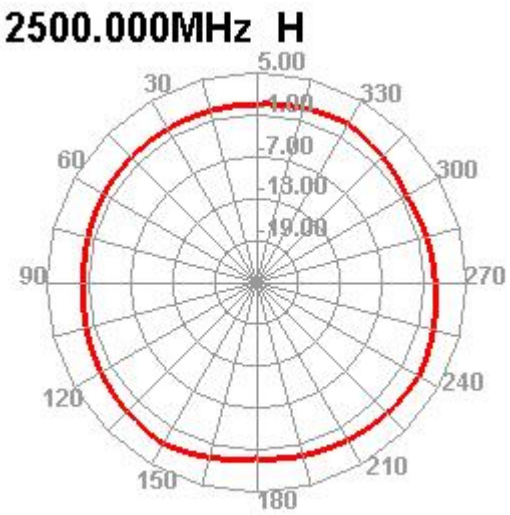

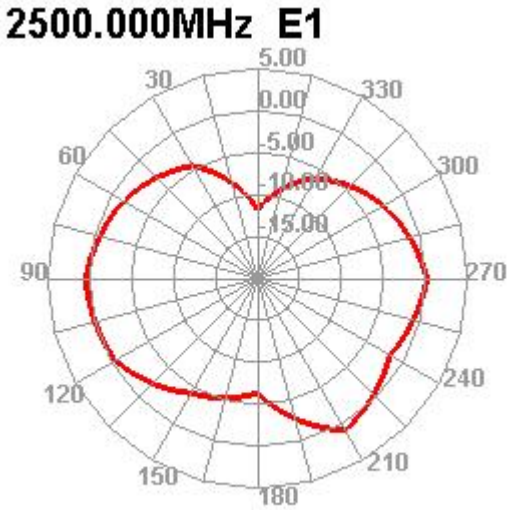

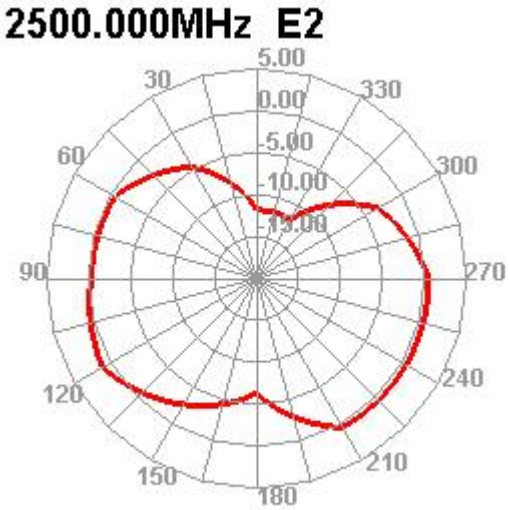

R & D Center：Room D 5th Floor Building L,Block E ,71 Baocheng District ,Baoan District ,Shenzhen
Factory：6 Floor,GangHuaXing Industrial Park,Rongshu Road 2nd ,Fuyong,Baoan ,shenzhen
Email:damoncui@tllskylink.com

◆ Antenna Picture

R & D Center：Room D 5th Floor Building L,Block E ,71 Baocheng District ,Baoan District ,Shenzhen
Factory：6 Floor,GangHuaXing Industrial Park,Rongshu Road 2nd ,Fuyong,Baoan ,shenzhen
Email:damoncui@tllskylink.com

◆ Reliability Test

Test Item		Test condition	Equipment	Specification	Result
1	Low Temp. Storage Test	Temperature: -30℃， Time:48hrs Test condition: Placing antenna in a Low/High Temperature Chamber, keep the temp is 25℃ and humidity is 65% for one hour, then step-down the temp. to -30℃ in one hour, store antenna for 44 hours; step-up temp to 25℃,test antenna after 2 hours.	Temp.&Humi. Tester	No material deformation is allowed. Electronic Performance is ok .	PASS
2	High Temp./High Humid Storage Test	Temperature: 85℃ Humidity: 85% RH Time:48hrs Test condition: Placing antenna in a Low/High Temperature Chamber, keep the temp is 25℃ and humidity is 65% for one hour, then step-up the temp. to 80℃ and the humidity up to 85% in one hour, store antenna for 44 hours; step-down temp to 25℃,test antenna after 2 hours.	Temp.&Humi. Tester	No material deformation is allowed. Electronic Performance is ok .	PASS
3	Salt-Spray 6 pray Test	Placing antenna in the Salt-Spray Tester ,set the test condition ， Temp: 35±2℃ Humidity: 85% NaCl salt spray :5 ±1 %.PH value :6.5~7.2 Test time:24hours	Salt-Spray Tester	No color change No appear rusting	PASS

R & D Center：Room D 5th Floor Building L,Block E ,71 Baocheng District ,Baoan District ,Shenzhen
Factory：6 Floor,GangHuaXing Industrial Park,Rongshu Road 2nd ,Fuyong,Baoan ,shenzhen
Email:damoncui@tllskylink.com