Certification Exhibit

FCC ID: R7PMGPM2B1
IC: 5294A-MGPM2B1

FCC Rule Part: 15.247
ISED Canada Radio Standards Specification: RSS-247

Project Number: 721002294

Manufacturer: Landis + Gyr Technology, inc.
Model Name/Number: S6G2 N651

Test Setup Photos



Figure 1 – Test Set up Front View - Radiated Emissions <30 MHz – Dipole Antenna



Figure 2 – Test Set up Rear View - Radiated Emissions <30 MHz – Dipole Antenna

Figure 3 – Test Set up Front View - Radiated Emissions <30 MHz – Sector Antenna



Figure 4 – Test Set up Rear View - Radiated Emissions <30 MHz – Sector Antenna

Figure 5 – Test Set up Front View - Radiated Emissions <1 GHz – Dipole Antenna



Figure 6 – Test Set up Rear View - Radiated Emissions <1 GHz – Dipole Antenna

Figure 7 – Test Set up Front View- Radiated Emissions <1 GHz – Sector Antenna



Figure 8 – Test Set up Rear View- Radiated Emissions <1 GHz – Sector Antenna



Figure 9 – Test Set up Front View - Radiated Emissions <10 GHz - Dipole Antenna



Figure 10 – Test Set up Rear View - Radiated Emissions <10 GHz - Dipole Antenna



Figure 11 – Test Set up Front View - Radiated Emissions <10 GHz - Sector Antenna



Figure 12 – Test Set up Rear View - Radiated Emissions <10 GHz - Sector Antenna



Figure 13 – Test Set up – Conducted Emissions – Dipole Antenna



Figure 14 – Test Set up – Conducted Emissions – Sector Antenna



Figure 15 – Test Set up – Antenna Port Measurement