14 LTE Band 38

14.1 LTE Band 38 BW5, Middle Channel

RSE-H&H LTE Band 38 BW5 CH38000

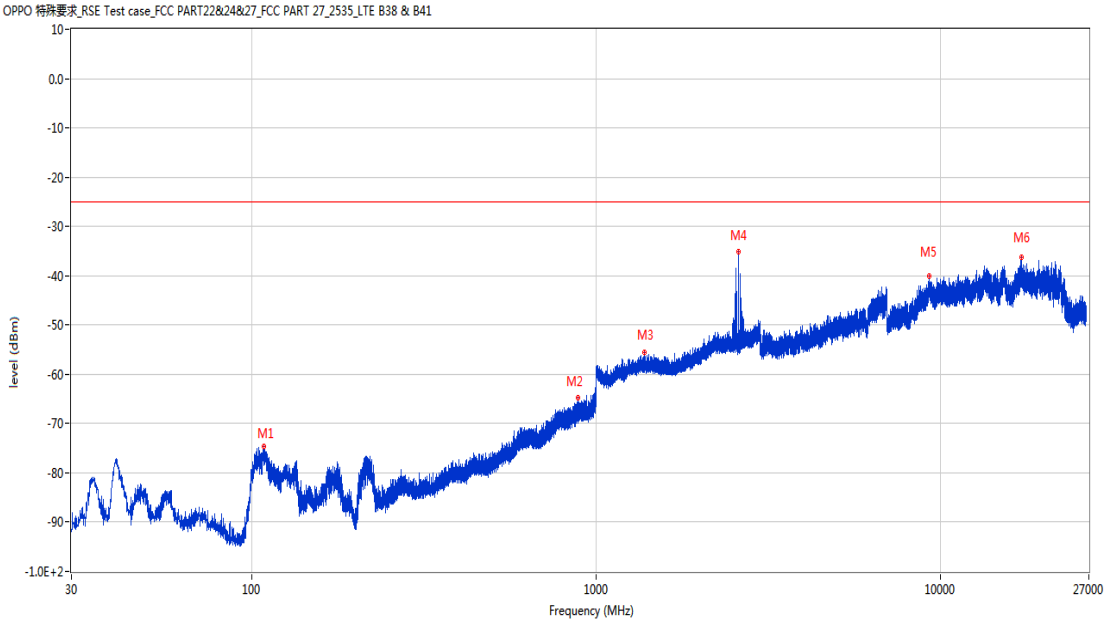

Frequency (MHz)	Result (dBm)	Factor (dB)	PK Limit (dBm)	Over Limit (dB)	Table (o)	ANT	EUT	Verdict
108.910	-74.71	-22.34	-25.0	-49.71	1.00	Horizontal	Horizontal	Pass
889.032	-64.64	4.35	-25.0	-39.64	302.00	Horizontal	Horizontal	Pass
1381.900	-55.60	-2.87	-25.0	-30.60	2.00	Horizontal	Horizontal	Pass
2593.200	-35.22	2.43	-25.0	-10.22	62.00	Horizontal	Horizontal	N/A
9280.737	-40.12	17.27	-25.0	-15.12	48.00	Horizontal	Horizontal	Pass
17235.575	-36.33	18.00	-25.0	-11.33	0.00	Horizontal	Horizontal	Pass

RSE-H&V LTE Band 38 BW5 CH38000

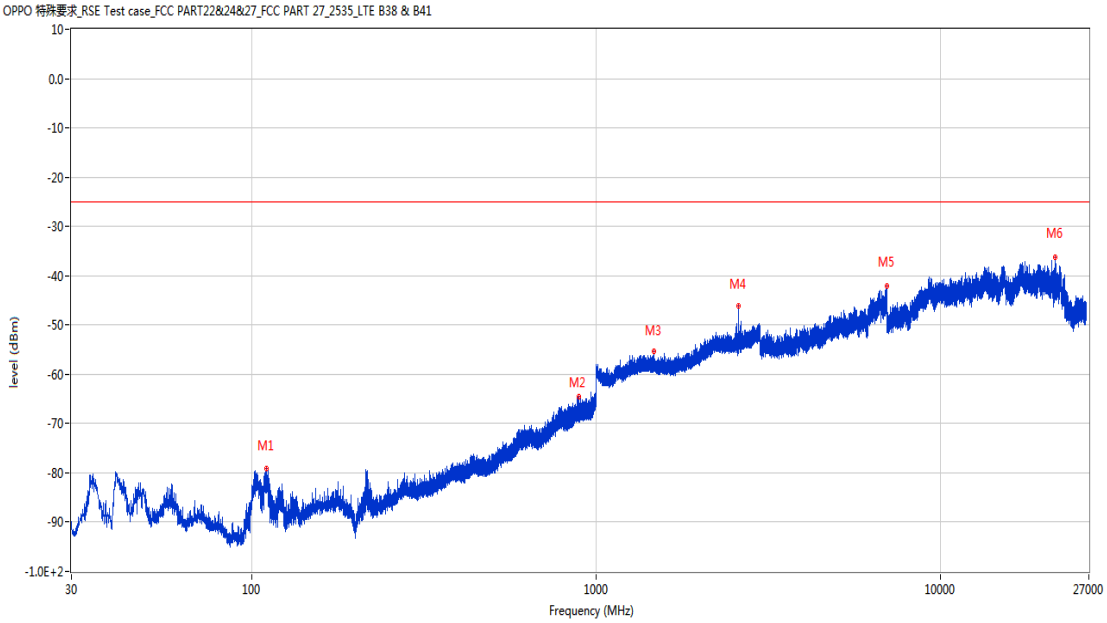

Frequency (MHz)	Result (dBm)	Factor (dB)	PK Limit (dBm)	Over Limit (dB)	Table (o)	ANT	EUT	Verdict
110.219	-79.05	-22.24	-25.0	-54.05	361.00	Horizontal	Vertical	Pass
891.020	-64.46	4.28	-25.0	-39.46	130.00	Horizontal	Vertical	Pass
1473.800	-55.41	-3.12	-25.0	-30.41	290.00	Horizontal	Vertical	Pass
2593.300	-46.11	2.43	-25.0	-21.11	9.00	Horizontal	Vertical	N/A
6998.000	-42.07	13.05	-25.0	-17.07	22.00	Horizontal	Vertical	Pass
21616.224	-36.28	23.42	-25.0	-11.28	-3.00	Horizontal	Vertical	Pass

RSE-V&V LTE Band 38 BW5 CH38000

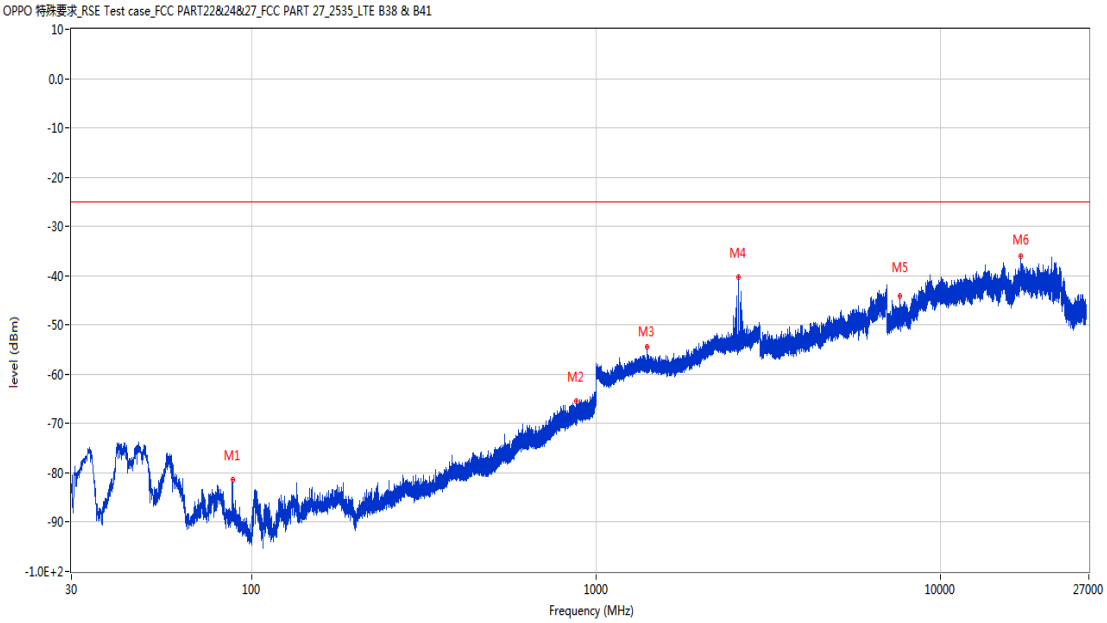

Frequency (MHz)	Result (dBm)	Factor (dB)	PK Limit (dBm)	Over Limit (dB)	Table (o)	ANT	EUT	Verdict
88.006	-81.31	-21.51	-25.0	-56.31	361.00	Vertical	Vertical	Pass
878.944	-65.43	3.92	-25.0	-40.43	361.00	Vertical	Vertical	Pass
1408.500	-54.45	-2.96	-25.0	-29.45	206.00	Vertical	Vertical	Pass
2593.200	-40.20	2.43	-25.0	-15.20	323.00	Vertical	Vertical	N/A
7612.375	-44.21	11.20	-25.0	-19.21	62.00	Vertical	Vertical	Pass
17097.099	-36.06	19.29	-25.0	-11.06	192.00	Vertical	Vertical	Pass

RSE-V&H LTE Band 38 BW5 CH38000

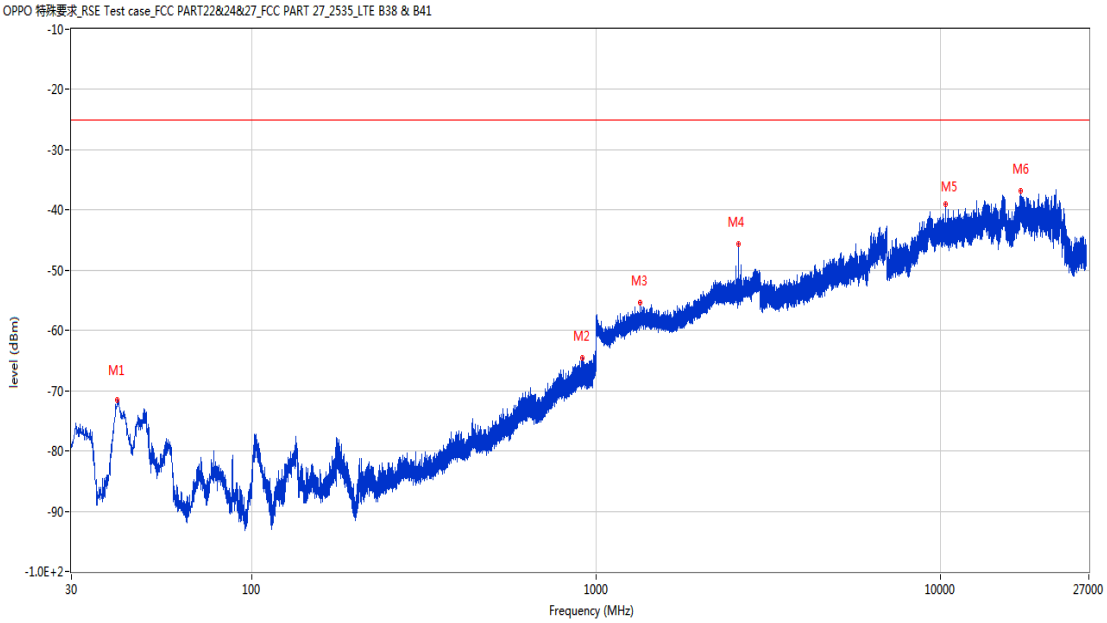

Frequency (MHz)	Result (dBm)	Factor (dB)	PK Limit (dBm)	Over Limit (dB)	Table (o)	ANT	EUT	Verdict
40.670	-71.55	-18.53	-25.0	-46.55	62.00	Vertical	Horizontal	Pass
915.125	-64.53	4.49	-25.0	-39.53	192.00	Vertical	Horizontal	Pass
1346.300	-55.45	-3.00	-25.0	-30.45	232.00	Vertical	Horizontal	Pass
2593.300	-45.65	2.43	-25.0	-20.65	352.00	Vertical	Horizontal	N/A
10371.800	-39.06	17.33	-25.0	-14.06	-1.00	Vertical	Horizontal	Pass
17106.887	-36.82	19.31	-25.0	-11.82	361.00	Vertical	Horizontal	Pass

14.2 LTE Band 38 BW10, Middle Channel

RSE-H&H LTE Band 38 BW10 CH38000

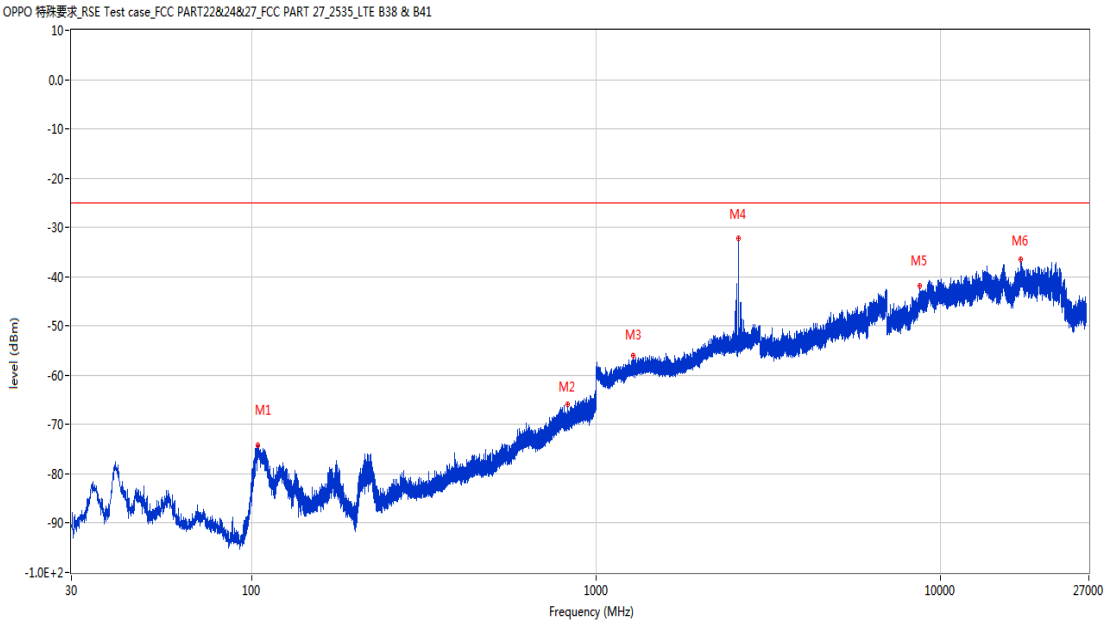

Frequency (MHz)	Result (dBm)	Factor (dB)	PK Limit (dBm)	Over Limit (dB)	Table (o)	ANT	EUT	Verdict
104.108	-74.25	-22.21	-25.0	-49.25	361.00	Horizontal	Horizontal	Pass
827.194	-65.89	2.35	-25.0	-40.89	18.00	Horizontal	Horizontal	Pass
1284.200	-55.94	-3.38	-25.0	-30.94	56.00	Horizontal	Horizontal	Pass
2590.900	-32.22	2.42	-25.0	-7.22	41.00	Horizontal	Horizontal	N/A
8696.825	-41.92	14.62	-25.0	-16.92	124.00	Horizontal	Horizontal	Pass
17112.688	-36.36	19.19	-25.0	-11.36	43.00	Horizontal	Horizontal	Pass

RSE-H&V LTE Band 38 BW10 CH38000

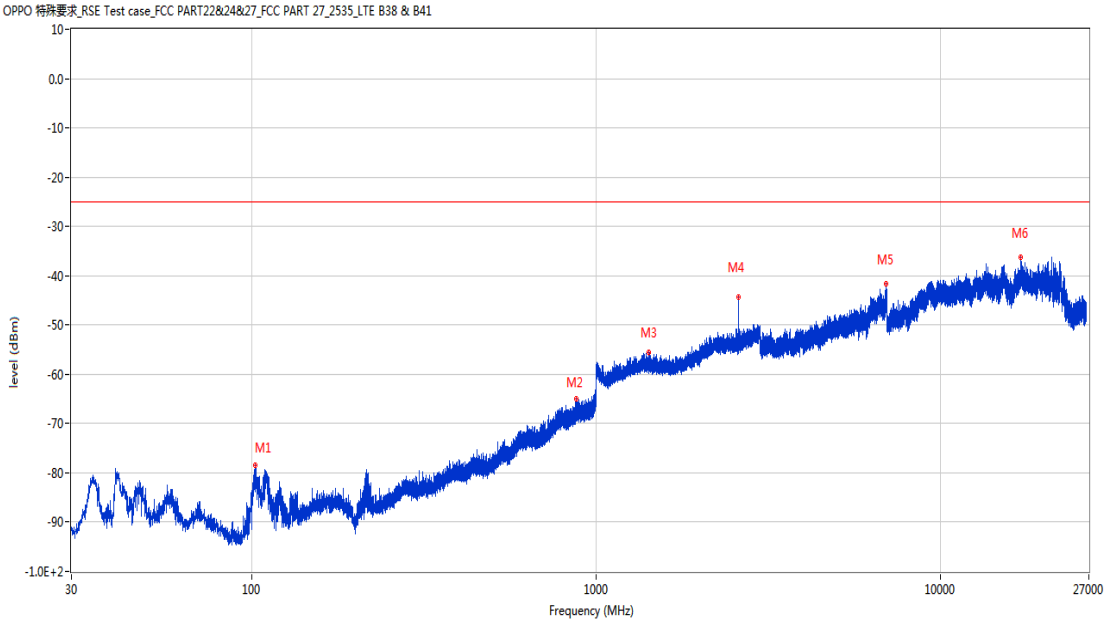

Frequency (MHz)	Result (dBm)	Factor (dB)	PK Limit (dBm)	Over Limit (dB)	Table (o)	ANT	EUT	Verdict
102.799	-78.38	-22.10	-25.0	-53.38	361.00	Horizontal	Vertical	Pass
875.209	-64.87	3.81	-25.0	-39.87	310.00	Horizontal	Vertical	Pass
1420.500	-55.61	-3.02	-25.0	-30.61	58.00	Horizontal	Vertical	Pass
2591.000	-44.42	2.42	-25.0	-19.42	3.00	Horizontal	Vertical	N/A
6973.000	-41.65	13.87	-25.0	-16.65	21.00	Horizontal	Vertical	Pass
17098.188	-36.24	19.36	-25.0	-11.24	141.00	Horizontal	Vertical	Pass

RSE-V&V LTE Band 38 BW10 CH38000

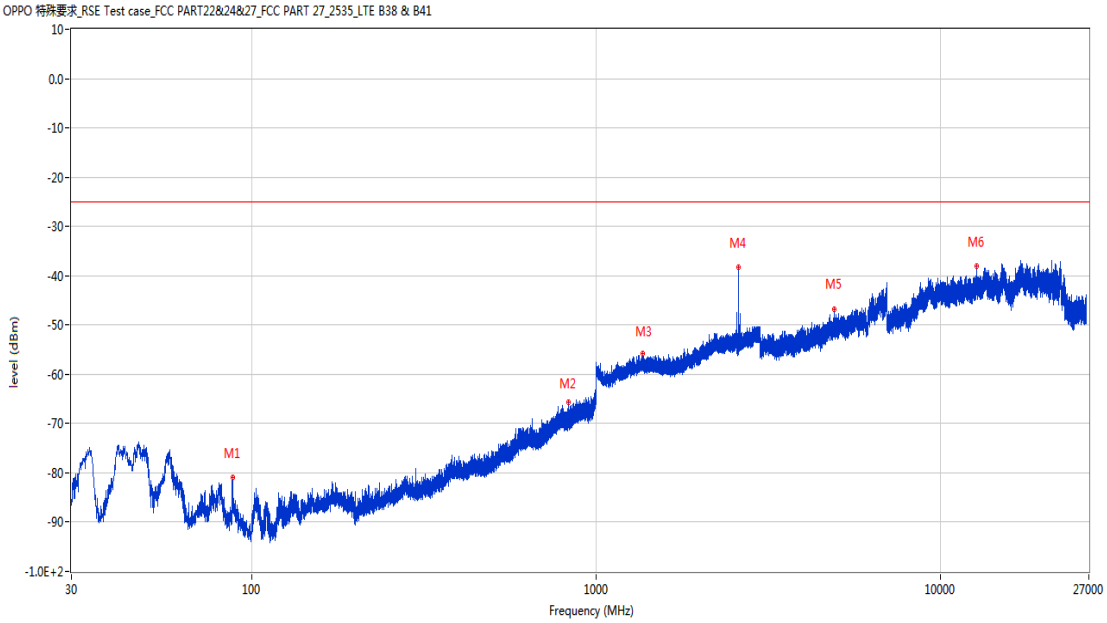

Frequency (MHz)	Result (dBm)	Factor (dB)	PK Limit (dBm)	Over Limit (dB)	Table (o)	ANT	EUT	Verdict
88.006	-80.91	-21.51	-25.0	-55.91	32.00	Vertical	Vertical	Pass
834.809	-65.70	2.46	-25.0	-40.70	363.00	Vertical	Vertical	Pass
1366.700	-55.86	-2.82	-25.0	-30.86	274.00	Vertical	Vertical	Pass
2591.000	-38.27	2.42	-25.0	-13.27	313.00	Vertical	Vertical	N/A
4913.600	-46.78	7.94	-25.0	-21.78	319.00	Vertical	Vertical	Pass
12747.412	-38.01	20.30	-25.0	-13.01	165.00	Vertical	Vertical	Pass

RSE-V&H LTE Band 38 BW10 CH38000

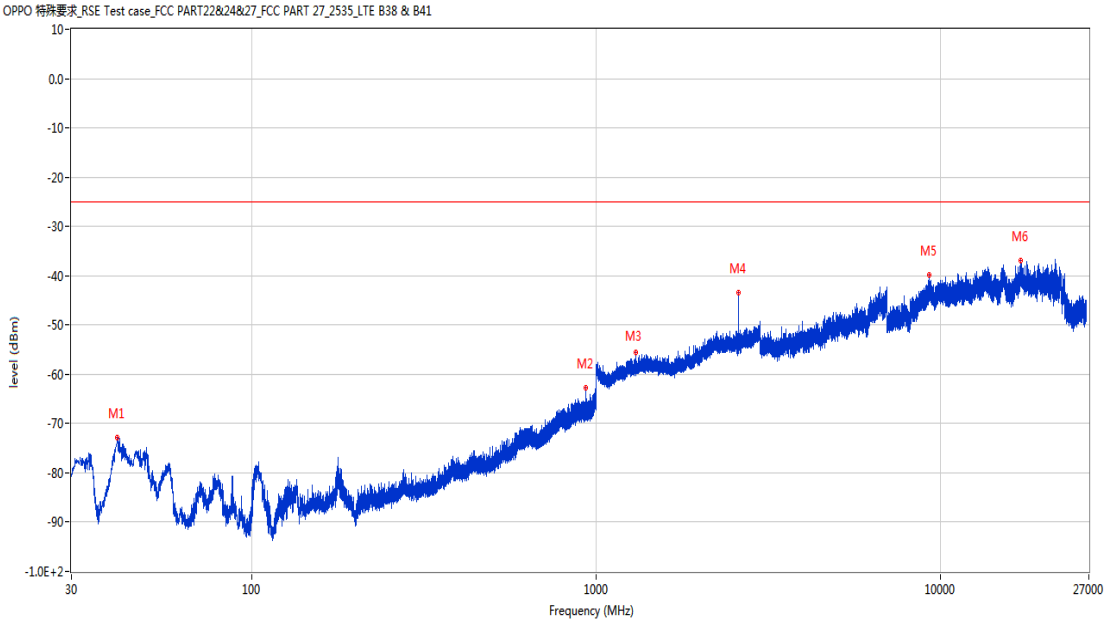

Frequency (MHz)	Result (dBm)	Factor (dB)	PK Limit (dBm)	Over Limit (dB)	Table (o)	ANT	EUT	Verdict
40.816	-72.84	-18.40	-25.0	-47.84	147.00	Vertical	Horizontal	Pass
933.749	-62.63	4.55	-25.0	-37.63	362.00	Vertical	Horizontal	Pass
1308.900	-55.50	-3.34	-25.0	-30.50	74.00	Vertical	Horizontal	Pass
2590.900	-43.47	2.42	-25.0	-18.47	351.00	Vertical	Horizontal	N/A
9293.100	-39.82	17.55	-25.0	-14.82	-3.00	Vertical	Horizontal	Pass
17107.250	-36.88	19.31	-25.0	-11.88	164.00	Vertical	Horizontal	Pass

14.3 LTE Band 38 BW15, Middle Channel

RSE-H&H LTE Band 38 BW15 CH38000

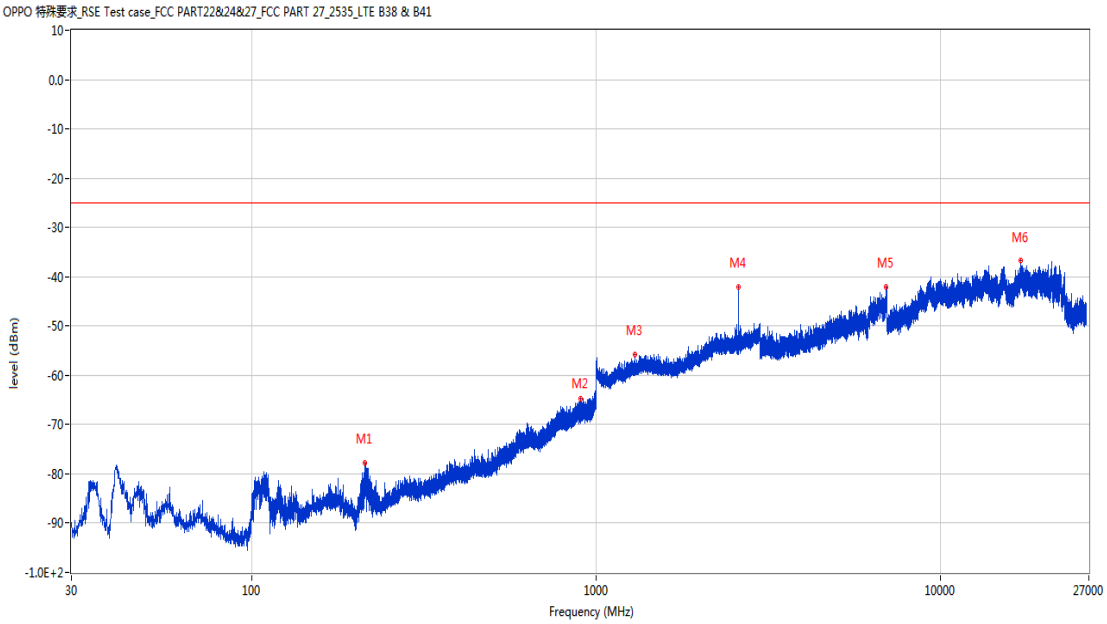

Frequency (MHz)	Result (dBm)	Factor (dB)	PK Limit (dBm)	Over Limit (dB)	Table (o)	ANT	EUT	Verdict
212.942	-77.83	-16.65	-25.0	-52.83	313.00	Horizontal	Horizontal	Pass
904.261	-64.80	4.35	-25.0	-39.80	147.00	Horizontal	Horizontal	Pass
1299.900	-55.82	-3.23	-25.0	-30.82	-3.00	Horizontal	Horizontal	Pass
2588.800	-42.07	2.41	-25.0	-17.07	47.00	Horizontal	Horizontal	N/A
6978.200	-42.07	13.95	-25.0	-17.07	311.00	Horizontal	Horizontal	Pass
17106.887	-36.75	19.31	-25.0	-11.75	47.00	Horizontal	Horizontal	Pass

RSE-H&V LTE Band 38 BW15 CH38000

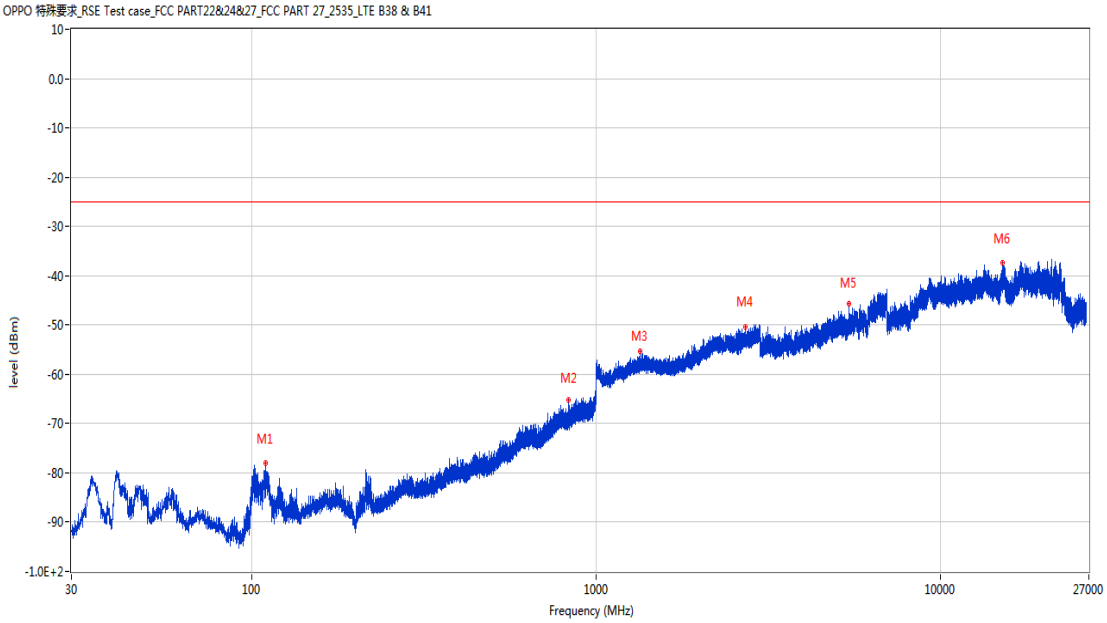

Frequency (MHz)	Result (dBm)	Factor (dB)	PK Limit (dBm)	Over Limit (dB)	Table (o)	ANT	EUT	Verdict
110.025	-78.09	-22.30	-25.0	-53.09	16.00	Horizontal	Vertical	Pass
831.172	-65.20	2.49	-25.0	-40.20	263.00	Horizontal	Vertical	Pass
1341.700	-55.42	-3.07	-25.0	-30.42	332.00	Horizontal	Vertical	Pass
2723.700	-50.49	3.23	-25.0	-25.49	153.00	Horizontal	Vertical	Pass
5432.800	-45.68	7.88	-25.0	-20.68	363.00	Horizontal	Vertical	Pass
15192.162	-37.32	18.17	-25.0	-12.32	12.00	Horizontal	Vertical	Pass

RSE-V&V LTE Band 38 BW15 CH38000

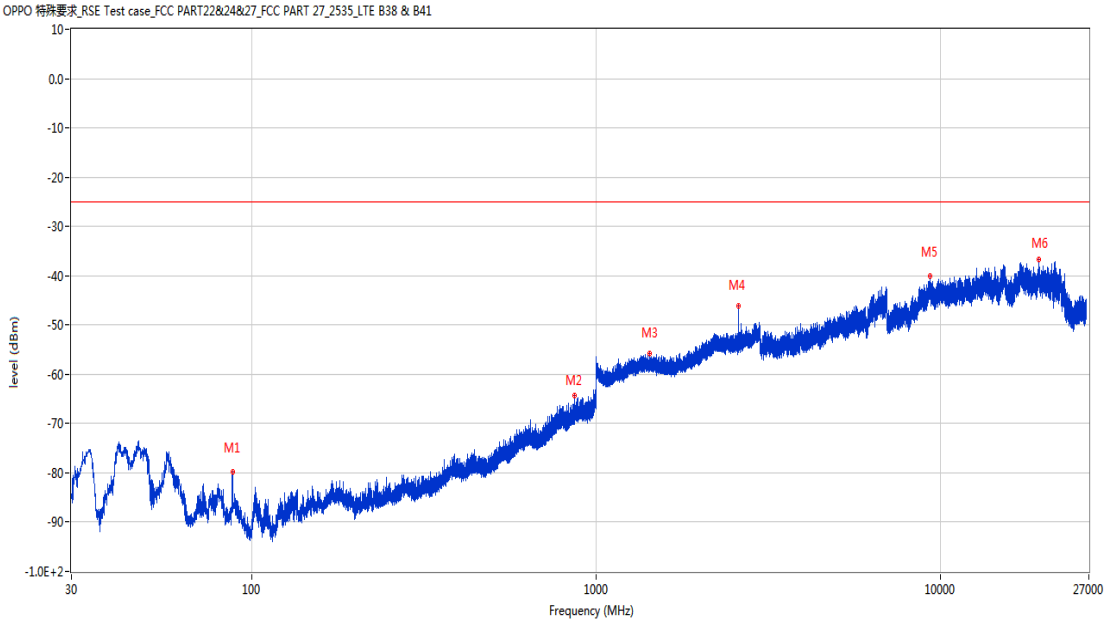

Frequency (MHz)	Result (dBm)	Factor (dB)	PK Limit (dBm)	Over Limit (dB)	Table (o)	ANT	EUT	Verdict
88.054	-79.88	-21.51	-25.0	-54.88	288.00	Vertical	Vertical	Pass
865.024	-64.29	3.41	-25.0	-39.29	361.00	Vertical	Vertical	Pass
1431.700	-55.87	-2.96	-25.0	-30.87	317.00	Vertical	Vertical	Pass
2588.700	-46.20	2.41	-25.0	-21.20	317.00	Vertical	Vertical	N/A
9324.724	-40.10	17.56	-25.0	-15.10	166.00	Vertical	Vertical	Pass
19347.499	-36.58	24.05	-25.0	-11.58	361.00	Vertical	Vertical	Pass

RSE-V&H LTE Band 38 BW15 CH38000

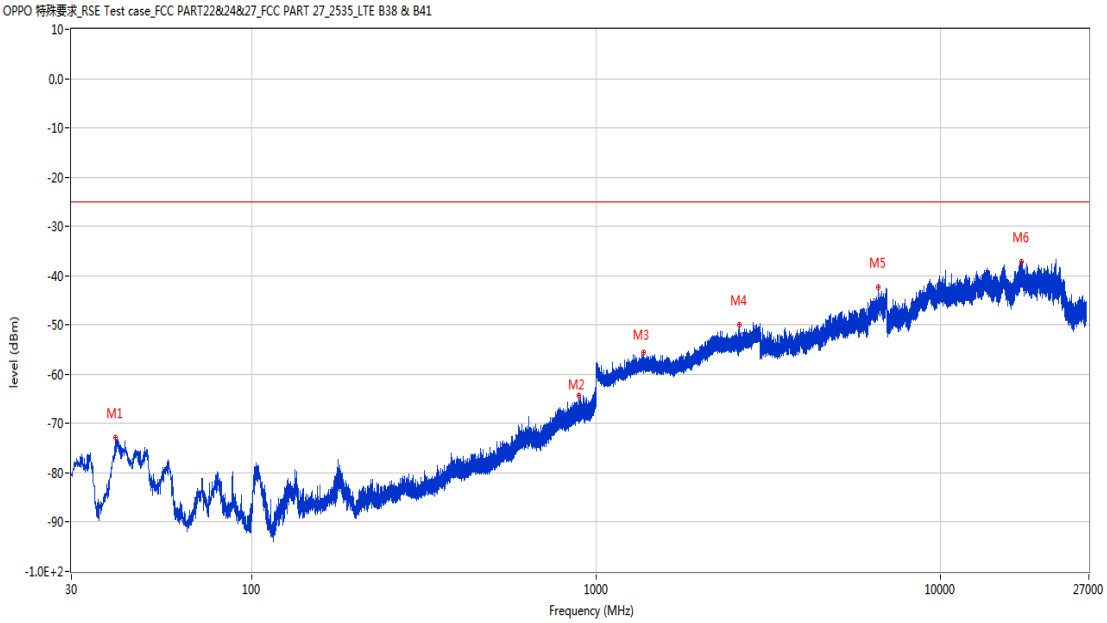

Frequency (MHz)	Result (dBm)	Factor (dB)	PK Limit (dBm)	Over Limit (dB)	Table (o)	ANT	EUT	Verdict
40.379	-72.88	-18.81	-25.0	-47.88	128.00	Vertical	Horizontal	Pass
890.487	-64.36	4.28	-25.0	-39.36	275.00	Vertical	Horizontal	Pass
1376.900	-55.66	-2.71	-25.0	-30.66	161.00	Vertical	Horizontal	Pass
2612.500	-49.85	2.55	-25.0	-24.85	342.00	Vertical	Horizontal	N/A
6616.000	-42.37	12.14	-25.0	-17.37	190.00	Vertical	Horizontal	Pass
17229.050	-37.15	18.03	-25.0	-12.15	360.00	Vertical	Horizontal	Pass

14.4 LTE Band 38 BW20, Middle Channel

RSE-H&H LTE Band 38 BW20 CH38000

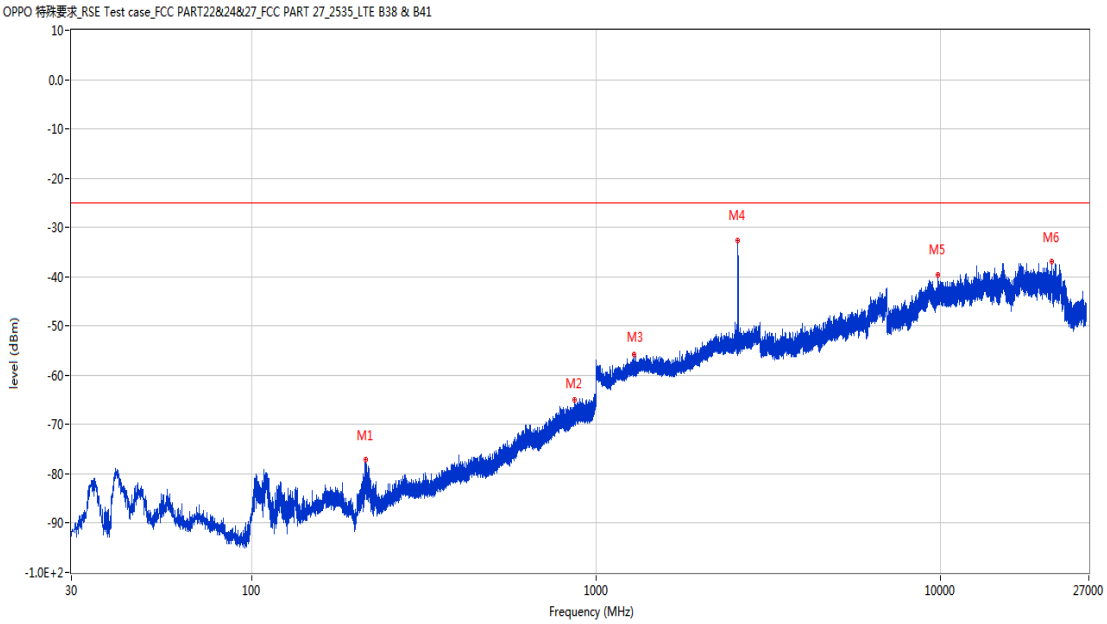

Frequency (MHz)	Result (dBm)	Factor (dB)	PK Limit (dBm)	Over Limit (dB)	Table (o)	ANT	EUT	Verdict
214.251	-77.07	-16.63	-25.0	-52.07	328.00	Horizontal	Horizontal	Pass
865.461	-64.99	3.41	-25.0	-39.99	69.00	Horizontal	Horizontal	Pass
1290.900	-55.86	-3.18	-25.0	-30.86	187.00	Horizontal	Horizontal	Pass
2586.500	-32.72	2.40	-25.0	-7.72	53.00	Horizontal	Horizontal	N/A
9847.687	-39.66	17.27	-25.0	-14.66	70.00	Horizontal	Horizontal	Pass
21030.574	-36.94	23.26	-25.0	-11.94	304.00	Horizontal	Horizontal	Pass

RSE-H&V LTE Band 38 BW20 CH38000

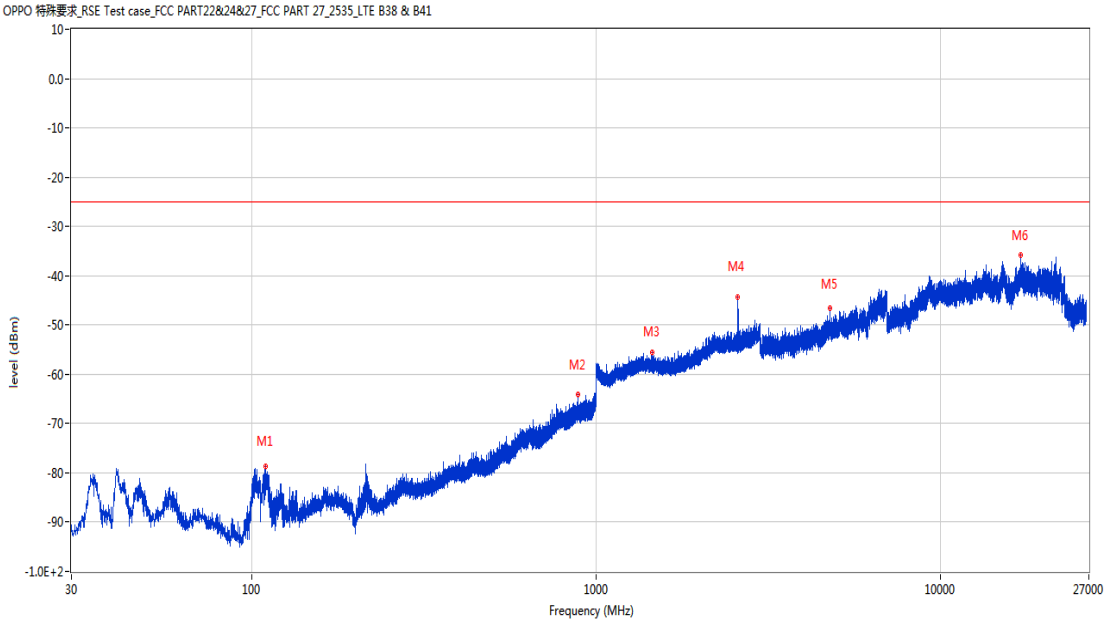

Frequency (MHz)	Result (dBm)	Factor (dB)	PK Limit (dBm)	Over Limit (dB)	Table (o)	ANT	EUT	Verdict
109.783	-78.69	-22.32	-25.0	-53.69	18.00	Horizontal	Vertical	Pass
887.238	-64.09	4.28	-25.0	-39.09	313.00	Horizontal	Vertical	Pass
1455.100	-55.53	-3.12	-25.0	-30.53	312.00	Horizontal	Vertical	Pass
2586.500	-44.25	2.40	-25.0	-19.25	6.00	Horizontal	Vertical	N/A
4782.600	-46.46	8.14	-25.0	-21.46	264.00	Horizontal	Vertical	Pass
17095.650	-35.80	19.21	-25.0	-10.80	100.00	Horizontal	Vertical	Pass

RSE-V&V LTE Band 38 BW20 CH38000

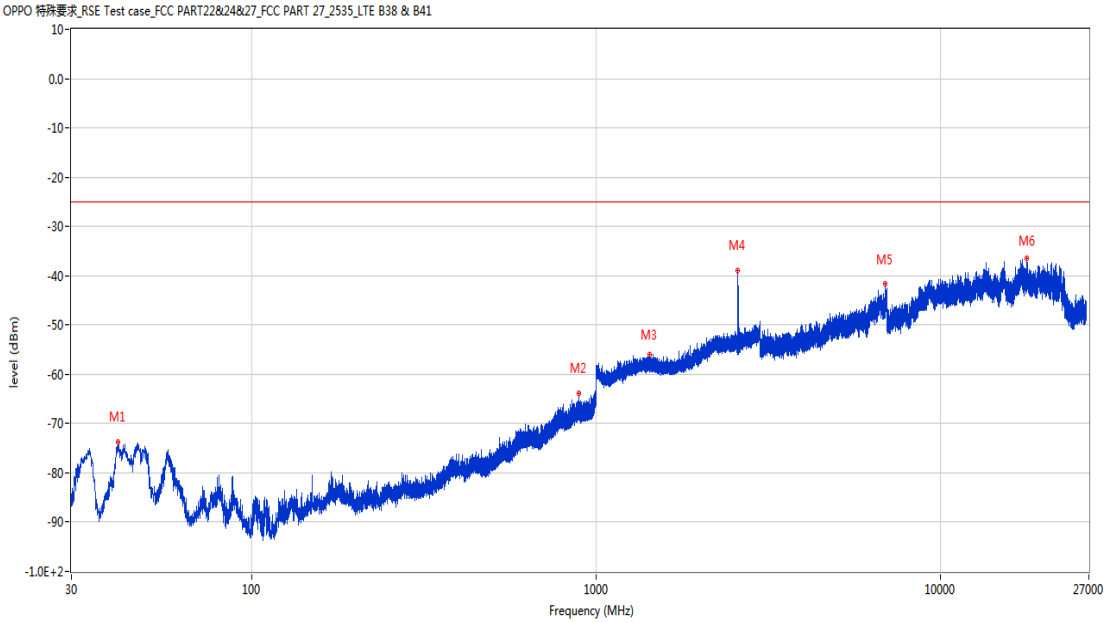

Frequency (MHz)	Result (dBm)	Factor (dB)	PK Limit (dBm)	Over Limit (dB)	Table (o)	ANT	EUT	Verdict
40.913	-73.63	-18.32	-25.0	-48.63	36.00	Vertical	Vertical	Pass
889.857	-63.79	4.31	-25.0	-38.79	212.00	Vertical	Vertical	Pass
1433.100	-56.08	-2.95	-25.0	-31.08	260.00	Vertical	Vertical	Pass
2586.500	-38.87	2.40	-25.0	-13.87	324.00	Vertical	Vertical	N/A
6934.000	-41.61	12.74	-25.0	-16.61	0.00	Vertical	Vertical	Pass
17805.062	-36.47	18.48	-25.0	-11.47	294.00	Vertical	Vertical	Pass

RSE-V&H LTE Band 38 BW20 CH38000

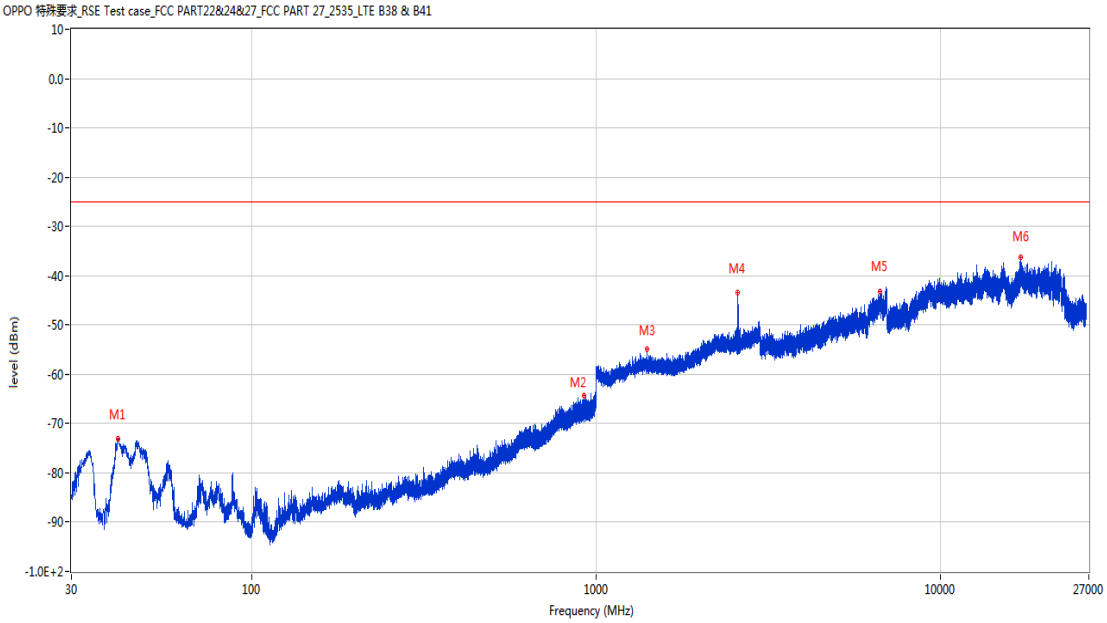

Frequency (MHz)	Result (dBm)	Factor (dB)	PK Limit (dBm)	Over Limit (dB)	Table (o)	ANT	EUT	Verdict
40.864	-73.06	-18.36	-25.0	-48.06	92.00	Vertical	Horizontal	Pass
925.892	-64.37	4.44	-25.0	-39.37	41.00	Vertical	Horizontal	Pass
1405.800	-54.97	-2.99	-25.0	-29.97	44.00	Vertical	Horizontal	Pass
2586.500	-43.41	2.40	-25.0	-18.41	347.00	Vertical	Horizontal	N/A
6683.600	-43.17	12.13	-25.0	-18.17	226.00	Vertical	Horizontal	Pass
17099.275	-36.33	19.42	-25.0	-11.33	362.00	Vertical	Horizontal	Pass

15 LTE Band 41

15.1 LTE Band 41 BW5, Middle Channel

RSE-H&H LTE Band 41 BW5 CH40620

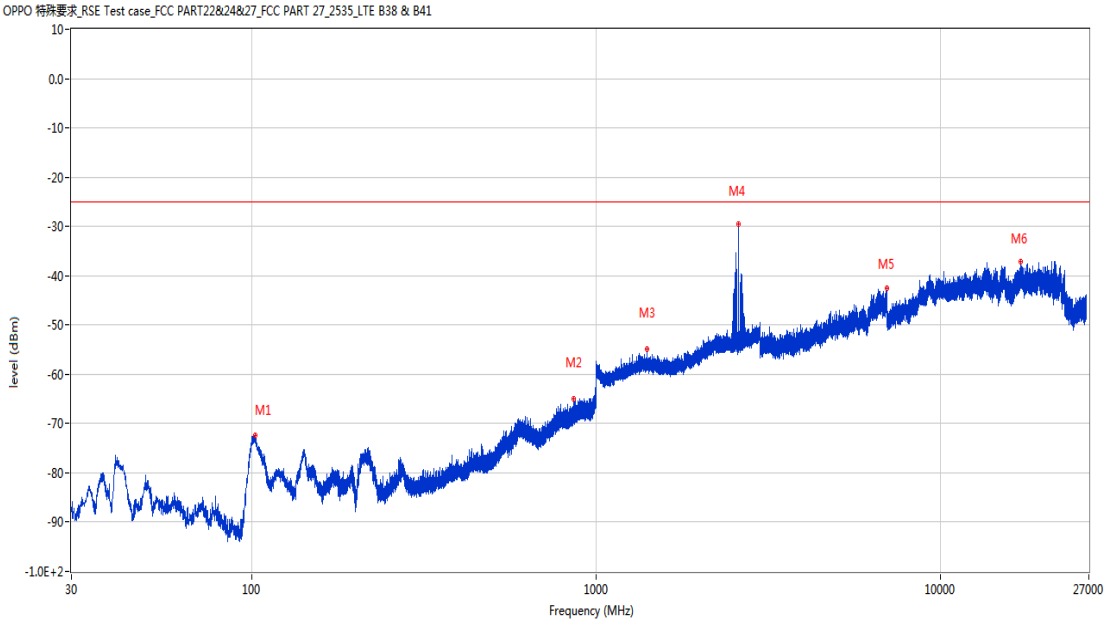

Frequency (MHz)	Result (dBm)	Factor (dB)	PK Limit (dBm)	Over Limit (dB)	Table (o)	ANT	EUT	Verdict
102.313	-72.30	-22.06	-25.0	-47.30	22.00	Horizontal	Horizontal	Pass
863.182	-64.91	3.46	-25.0	-39.91	134.00	Horizontal	Horizontal	Pass
1404.700	-54.91	-2.97	-25.0	-29.91	292.00	Horizontal	Horizontal	Pass
2590.800	-29.61	2.42	-25.0	-4.61	69.00	Horizontal	Horizontal	N/A
6986.600	-42.49	13.55	-25.0	-17.49	31.00	Horizontal	Horizontal	Pass
17102.900	-37.18	19.40	-25.0	-12.18	21.00	Horizontal	Horizontal	Pass

RSE-H&V LTE Band 41 BW5 CH40620

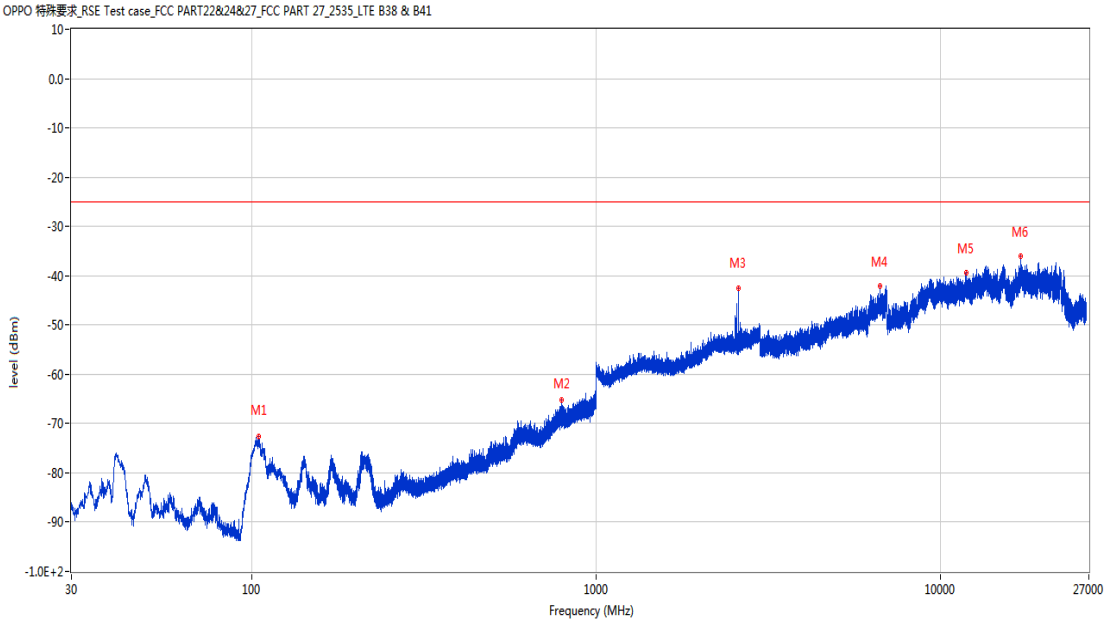

Frequency (MHz)	Result (dBm)	Factor (dB)	PK Limit (dBm)	Over Limit (dB)	Table (o)	ANT	EUT	Verdict
105.224	-72.72	-22.23	-25.0	-47.72	44.00	Horizontal	Vertical	Pass
793.390	-65.28	2.85	-25.0	-40.28	224.00	Horizontal	Vertical	Pass
2590.700	-42.64	2.42	-25.0	-17.64	153.00	Horizontal	Vertical	N/A
6682.600	-42.08	12.15	-25.0	-17.08	338.00	Horizontal	Vertical	Pass
11911.650	-39.35	19.12	-25.0	-14.35	245.00	Horizontal	Vertical	Pass
17104.713	-35.95	19.36	-25.0	-10.95	102.00	Horizontal	Vertical	Pass

RSE-V&V LTE Band 41 BW5 CH40620

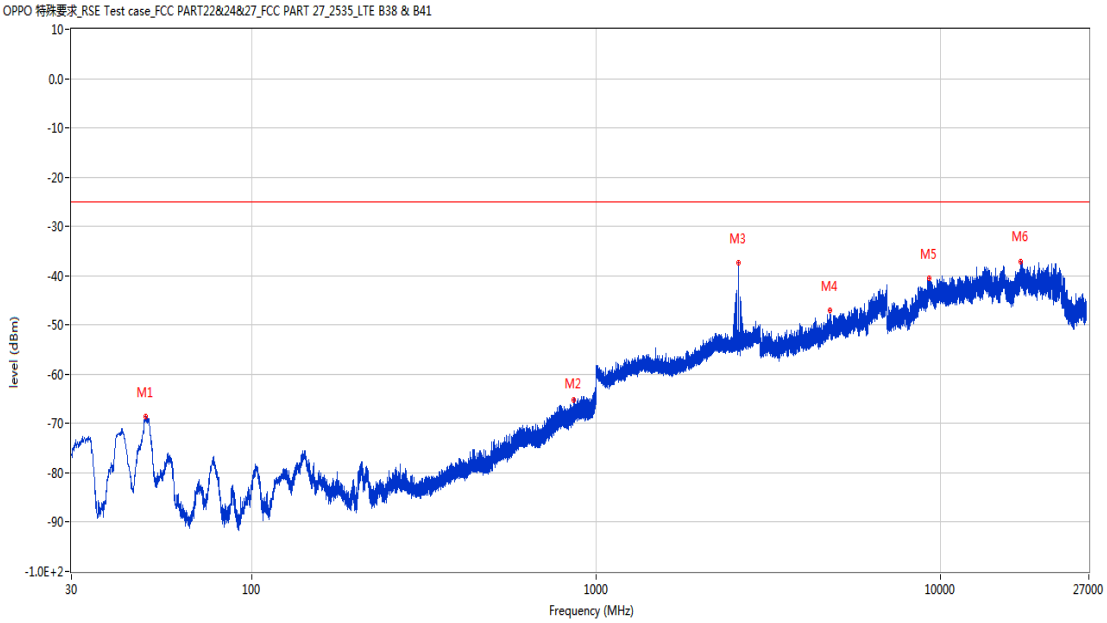

Frequency (MHz)	Result (dBm)	Factor (dB)	PK Limit (dBm)	Over Limit (dB)	Table (o)	ANT	EUT	Verdict
49.255	-68.52	-17.36	-25.0	-43.52	326.00	Vertical	Vertical	Pass
863.327	-65.29	3.45	-25.0	-40.29	286.00	Vertical	Vertical	Pass
2590.700	-37.46	2.42	-25.0	-12.46	342.00	Vertical	Vertical	N/A
4778.200	-47.12	8.10	-25.0	-22.12	25.00	Vertical	Vertical	Pass
9303.451	-40.55	17.71	-25.0	-15.55	132.00	Vertical	Vertical	Pass
17095.287	-37.06	19.19	-25.0	-12.06	277.00	Vertical	Vertical	Pass

RSE-V&H LTE Band 41 BW5 CH40620

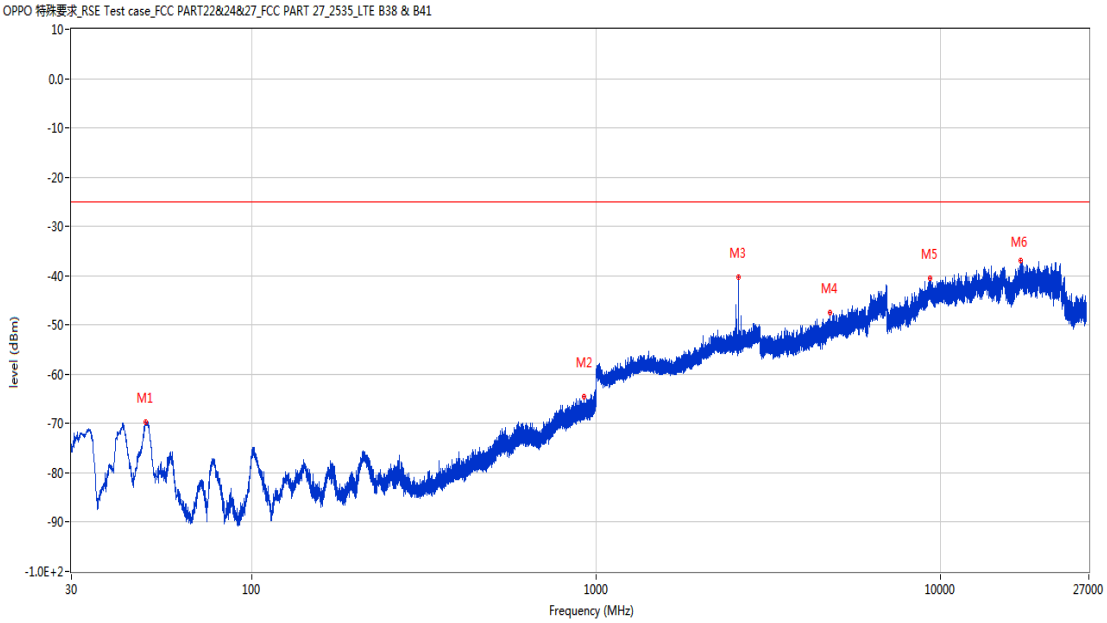

Frequency (MHz)	Result (dBm)	Factor (dB)	PK Limit (dBm)	Over Limit (dB)	Table (o)	ANT	EUT	Verdict
49.157	-69.76	-17.37	-25.0	-44.76	307.00	Vertical	Horizontal	Pass
921.575	-64.64	4.44	-25.0	-39.64	67.00	Vertical	Horizontal	Pass
2590.600	-40.32	2.42	-25.0	-15.32	115.00	Vertical	Horizontal	N/A
4786.000	-47.38	8.22	-25.0	-22.38	248.00	Vertical	Horizontal	Pass
9330.763	-40.52	17.40	-25.0	-15.52	291.00	Vertical	Horizontal	Pass
17094.563	-36.99	19.15	-25.0	-11.99	53.00	Vertical	Horizontal	Pass

15.2 LTE Band 41 BW10, Middle Channel

RSE-H&H LTE Band 41 BW10 CH40620

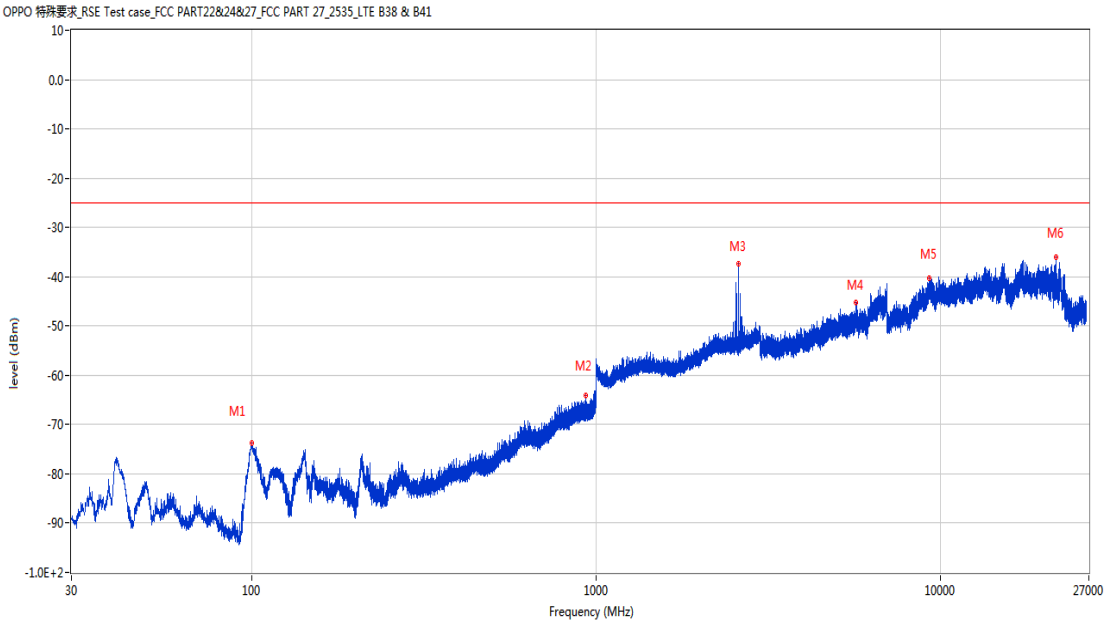

Frequency (MHz)	Result (dBm)	Factor (dB)	PK Limit (dBm)	Over Limit (dB)	Table (o)	ANT	EUT	Verdict
100.422	-73.85	-21.94	-25.0	-48.85	17.00	Horizontal	Horizontal	Pass
936.028	-64.15	4.60	-25.0	-39.15	259.00	Horizontal	Horizontal	Pass
2588.500	-37.43	2.41	-25.0	-12.43	65.00	Horizontal	Horizontal	N/A
5678.400	-45.30	8.79	-25.0	-20.30	98.00	Horizontal	Horizontal	Pass
9274.125	-40.35	17.22	-25.0	-15.35	323.00	Horizontal	Horizontal	Pass
21628.250	-35.97	23.43	-25.0	-10.97	0.00	Horizontal	Horizontal	Pass

RSE-H&V LTE Band 41 BW10 CH40620

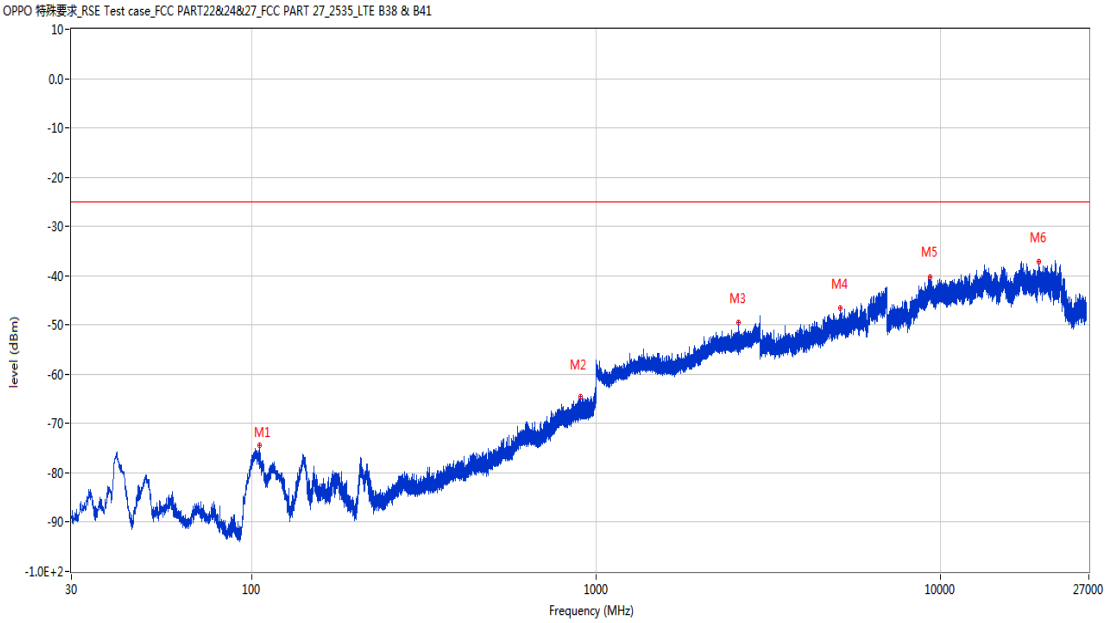

Frequency (MHz)	Result (dBm)	Factor (dB)	PK Limit (dBm)	Over Limit (dB)	Table (o)	ANT	EUT	Verdict
105.515	-74.52	-22.22	-25.0	-49.52	27.00	Horizontal	Vertical	Pass
900.478	-64.49	4.41	-25.0	-39.49	208.00	Horizontal	Vertical	Pass
2588.500	-49.54	2.41	-25.0	-24.54	0.00	Horizontal	Vertical	N/A
5120.800	-46.64	8.24	-25.0	-21.64	142.00	Horizontal	Vertical	Pass
9349.737	-40.26	17.12	-25.0	-15.26	258.00	Horizontal	Vertical	Pass
19335.901	-37.22	24.34	-25.0	-12.22	232.00	Horizontal	Vertical	Pass

RSE-V&V LTE Band 41 BW10 CH40620

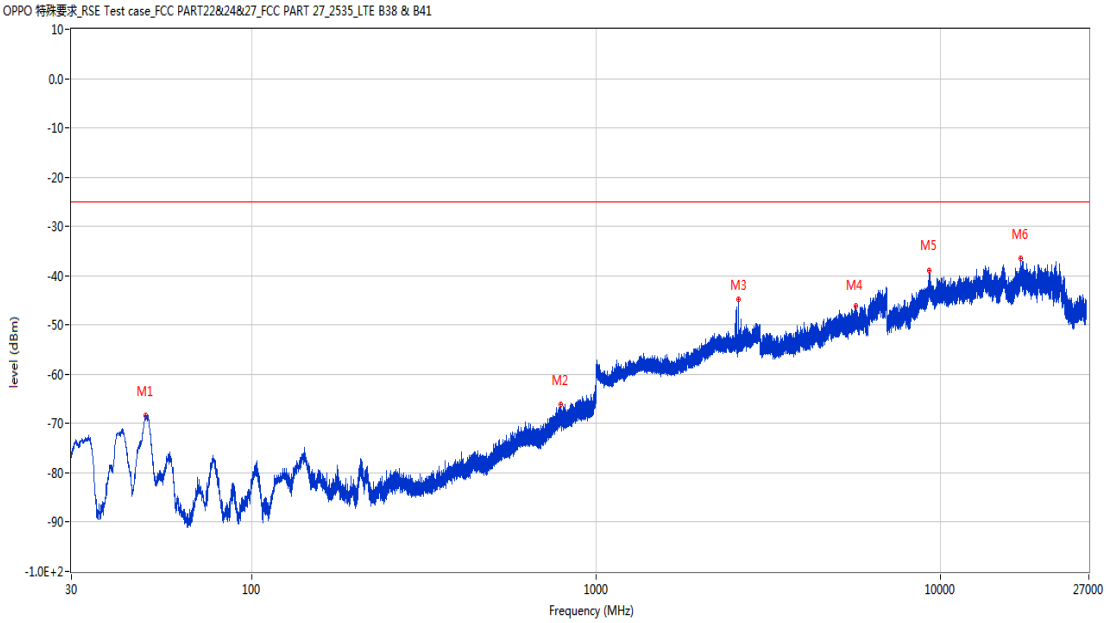

Frequency (MHz)	Result (dBm)	Factor (dB)	PK Limit (dBm)	Over Limit (dB)	Table (o)	ANT	EUT	Verdict
49.400	-68.38	-17.34	-25.0	-43.38	316.00	Vertical	Vertical	Pass
789.170	-66.17	2.87	-25.0	-41.17	168.00	Vertical	Vertical	Pass
2588.500	-44.72	2.41	-25.0	-19.72	345.00	Vertical	Vertical	N/A
5688.000	-46.11	8.91	-25.0	-21.11	6.00	Vertical	Vertical	Pass
9301.724	-38.87	17.71	-25.0	-13.87	174.00	Vertical	Vertical	Pass
17094.563	-36.45	19.15	-25.0	-11.45	160.00	Vertical	Vertical	Pass

RSE-V&H LTE Band 41 BW10 CH40620

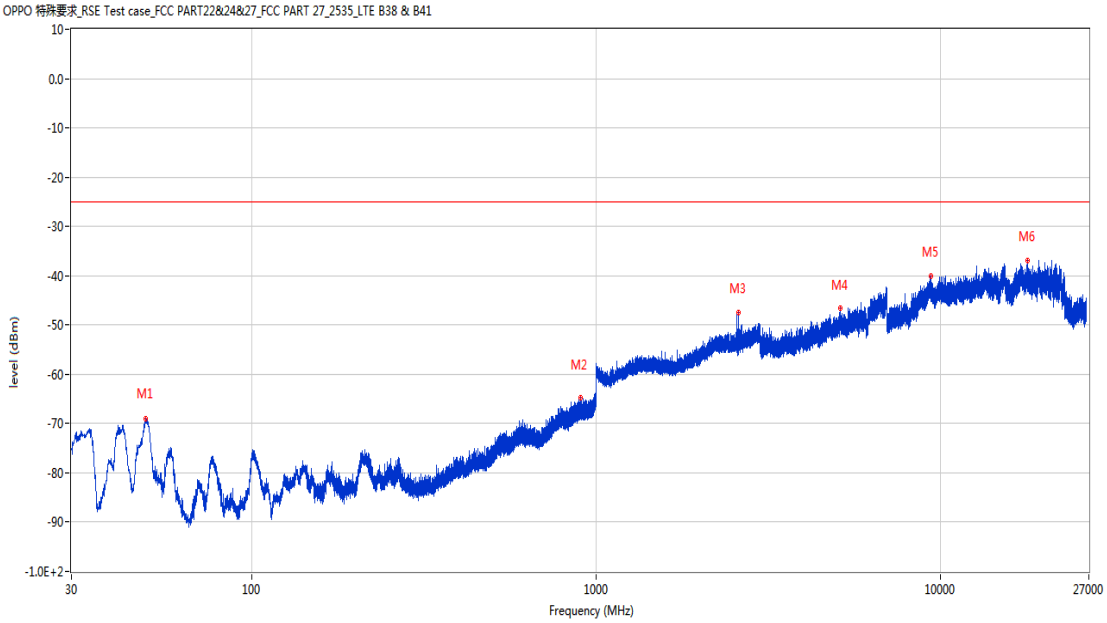

Frequency (MHz)	Result (dBm)	Factor (dB)	PK Limit (dBm)	Over Limit (dB)	Table (o)	ANT	EUT	Verdict
49.400	-68.91	-17.34	-25.0	-43.91	237.00	Vertical	Horizontal	Pass
902.321	-64.79	4.38	-25.0	-39.79	77.00	Vertical	Horizontal	Pass
2588.500	-47.47	2.41	-25.0	-22.47	116.00	Vertical	Horizontal	N/A
5123.200	-46.68	8.32	-25.0	-21.68	61.00	Vertical	Horizontal	Pass
9379.925	-40.11	17.31	-25.0	-15.11	129.00	Vertical	Horizontal	Pass
17910.551	-36.82	18.78	-25.0	-11.82	298.00	Vertical	Horizontal	Pass

15.3 LTE Band 41 BW15, Middle Channel

RSE-H&H LTE Band 41 BW15 CH40620

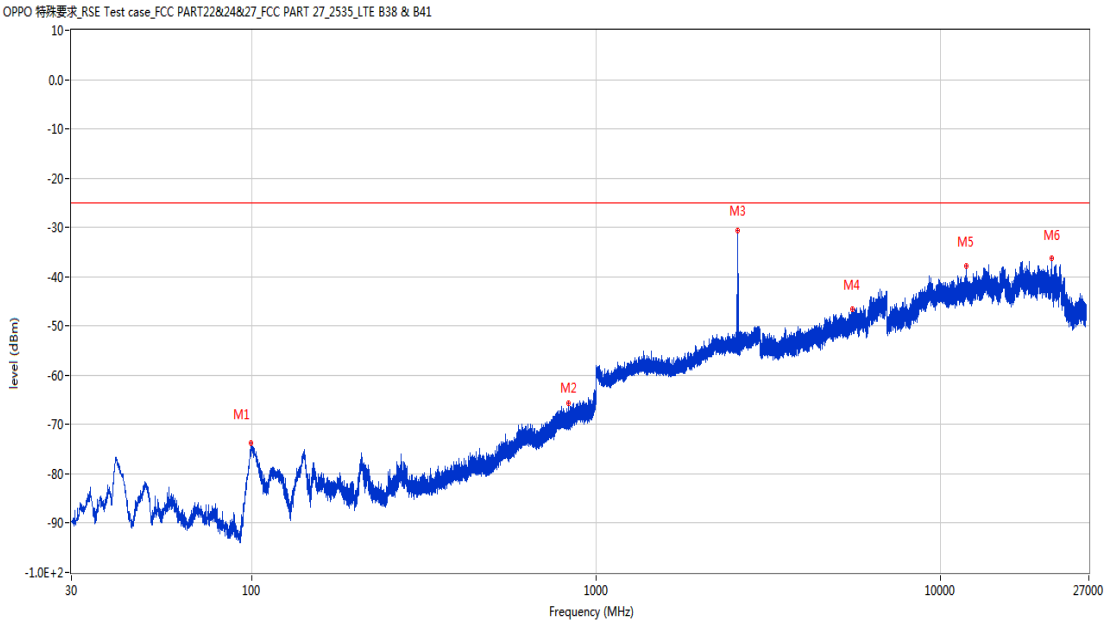

Frequency (MHz)	Result (dBm)	Factor (dB)	PK Limit (dBm)	Over Limit (dB)	Table (o)	ANT	EUT	Verdict
99.743	-73.77	-21.89	-25.0	-48.77	184.00	Horizontal	Horizontal	Pass
831.608	-65.72	2.49	-25.0	-40.72	357.00	Horizontal	Horizontal	Pass
2586.300	-30.68	2.40	-25.0	-5.68	66.00	Horizontal	Horizontal	N/A
5544.600	-46.49	8.19	-25.0	-21.49	162.00	Horizontal	Horizontal	Pass
11885.487	-37.77	19.24	-25.0	-12.77	361.00	Horizontal	Horizontal	Pass
21036.425	-36.33	23.26	-25.0	-11.33	218.00	Horizontal	Horizontal	Pass

RSE-H&V LTE Band 41 BW15 CH40620

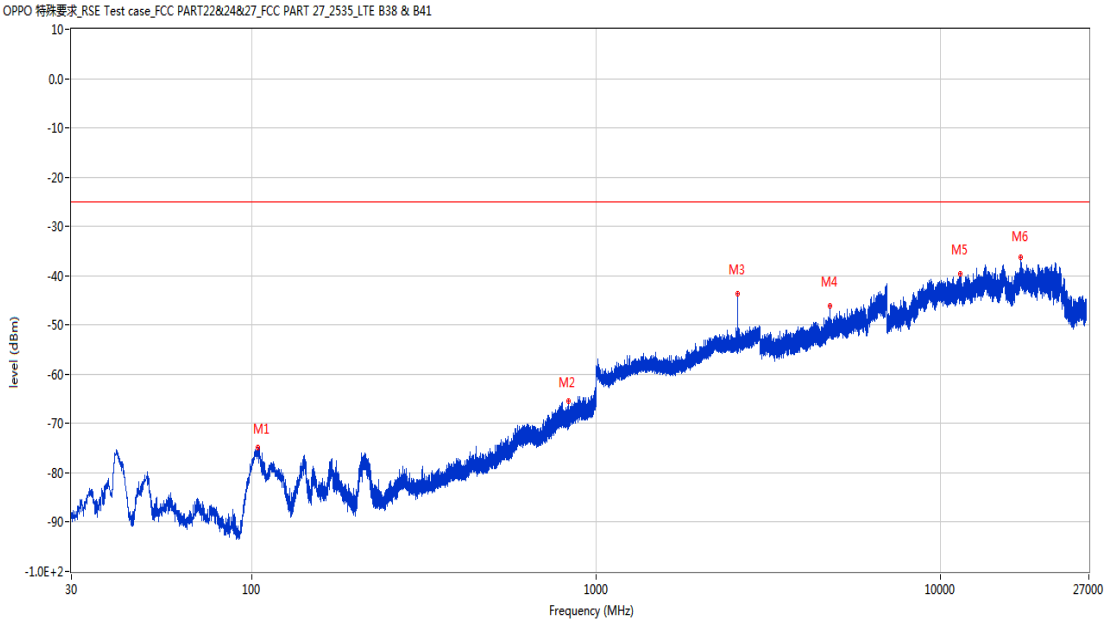

Frequency (MHz)	Result (dBm)	Factor (dB)	PK Limit (dBm)	Over Limit (dB)	Table (o)	ANT	EUT	Verdict
104.060	-74.83	-22.20	-25.0	-49.83	360.00	Horizontal	Vertical	Pass
834.470	-65.34	2.46	-25.0	-40.34	353.00	Horizontal	Vertical	Pass
2586.200	-43.75	2.40	-25.0	-18.75	152.00	Horizontal	Vertical	N/A
4793.000	-46.20	8.27	-25.0	-21.20	342.00	Horizontal	Vertical	Pass
11457.112	-39.67	17.20	-25.0	-14.67	0.00	Horizontal	Vertical	Pass
17103.262	-36.28	19.39	-25.0	-11.28	214.00	Horizontal	Vertical	Pass

RSE-V&V LTE Band 41 BW15 CH40620

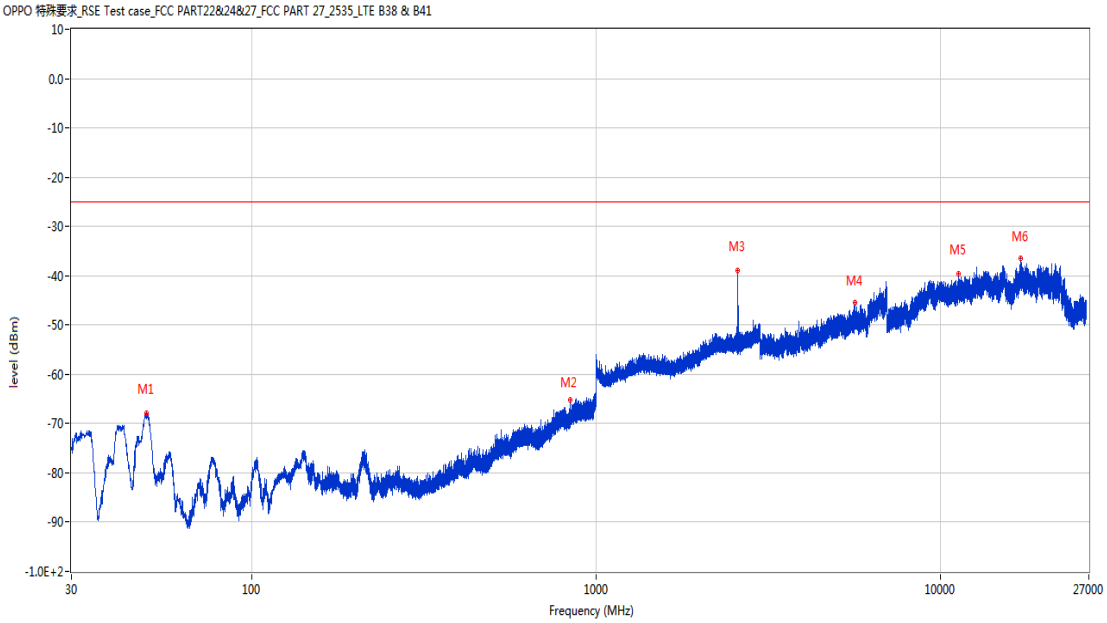

Frequency (MHz)	Result (dBm)	Factor (dB)	PK Limit (dBm)	Over Limit (dB)	Table (o)	ANT	EUT	Verdict
49.497	-67.97	-17.33	-25.0	-42.97	321.00	Vertical	Vertical	Pass
843.102	-65.30	2.72	-25.0	-40.30	13.00	Vertical	Vertical	Pass
2586.300	-38.98	2.40	-25.0	-13.98	306.00	Vertical	Vertical	N/A
5637.200	-45.51	8.53	-25.0	-20.51	294.00	Vertical	Vertical	Pass
11315.375	-39.65	18.14	-25.0	-14.65	332.00	Vertical	Vertical	Pass
17098.550	-36.41	19.38	-25.0	-11.41	40.00	Vertical	Vertical	Pass

RSE-V&H LTE Band 41 BW15 CH40620

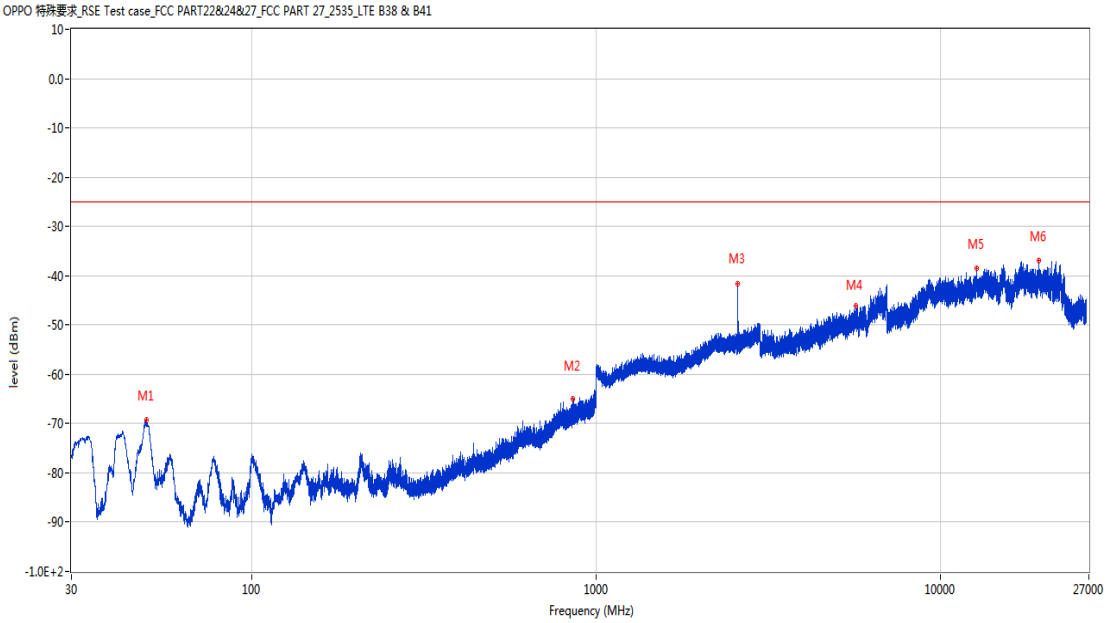

Frequency (MHz)	Result (dBm)	Factor (dB)	PK Limit (dBm)	Over Limit (dB)	Table (o)	ANT	EUT	Verdict
49.594	-69.28	-17.32	-25.0	-44.28	237.00	Vertical	Horizontal	Pass
859.156	-65.00	3.22	-25.0	-40.00	245.00	Vertical	Horizontal	Pass
2586.300	-41.62	2.40	-25.0	-16.62	113.00	Vertical	Horizontal	N/A
5689.600	-46.20	8.81	-25.0	-21.20	190.00	Vertical	Horizontal	Pass
12727.287	-38.57	19.63	-25.0	-13.57	0.00	Vertical	Horizontal	Pass
19301.462	-37.03	24.30	-25.0	-12.03	-1.00	Vertical	Horizontal	Pass

15.4 LTE Band 41 BW20, Middle Channel

RSE-H&H LTE Band 41 BW20 CH40620

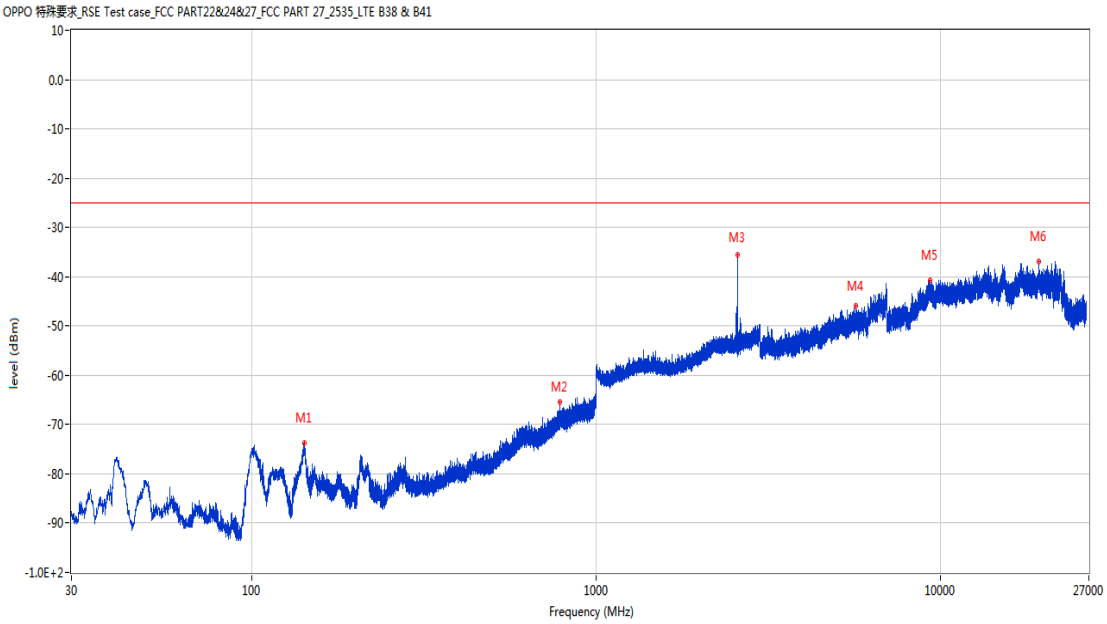

Frequency (MHz)	Result (dBm)	Factor (dB)	PK Limit (dBm)	Over Limit (dB)	Table (o)	ANT	EUT	Verdict
142.423	-73.76	-16.54	-25.0	-48.76	220.00	Horizontal	Horizontal	Pass
786.115	-65.34	2.72	-25.0	-40.34	161.00	Horizontal	Horizontal	Pass
2584.000	-35.61	2.39	-25.0	-10.61	73.00	Horizontal	Horizontal	N/A
5687.600	-45.94	8.94	-25.0	-20.94	167.00	Horizontal	Horizontal	Pass
9354.625	-40.84	17.10	-25.0	-15.84	282.00	Horizontal	Horizontal	Pass
19335.537	-36.83	24.34	-25.0	-11.83	235.00	Horizontal	Horizontal	Pass

RSE-H&V LTE Band 41 BW20 CH40620

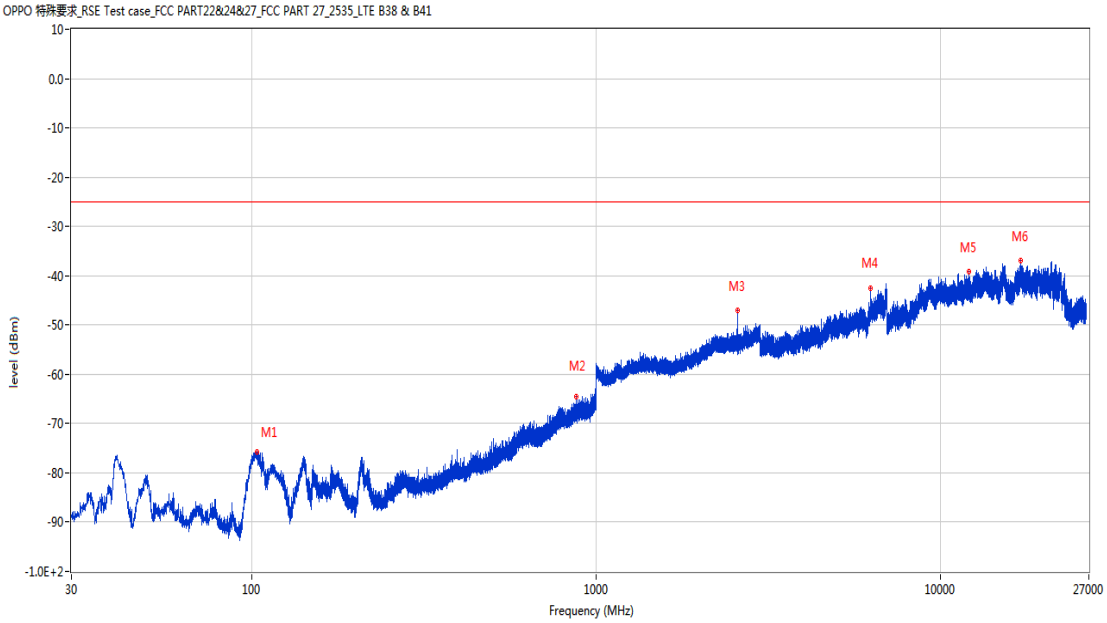

Frequency (MHz)	Result (dBm)	Factor (dB)	PK Limit (dBm)	Over Limit (dB)	Table (o)	ANT	EUT	Verdict
103.429	-75.76	-22.15	-25.0	-50.76	32.00	Horizontal	Vertical	Pass
875.113	-64.56	3.80	-25.0	-39.56	284.00	Horizontal	Vertical	Pass
2584.100	-47.02	2.39	-25.0	-22.02	148.00	Horizontal	Vertical	N/A
6279.600	-42.44	11.64	-25.0	-17.44	186.00	Horizontal	Vertical	Pass
12123.250	-39.08	17.61	-25.0	-14.08	353.00	Horizontal	Vertical	Pass
17102.900	-36.95	19.40	-25.0	-11.95	351.00	Horizontal	Vertical	Pass

RSE-V&V LTE Band 41 BW20 CH40620

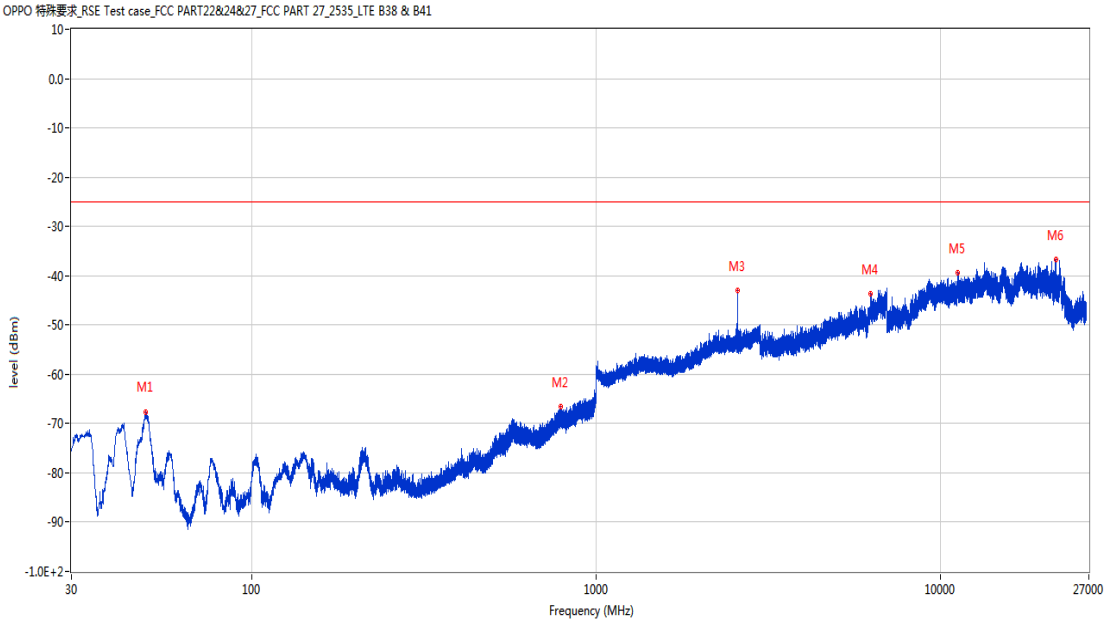

Frequency (MHz)	Result (dBm)	Factor (dB)	PK Limit (dBm)	Over Limit (dB)	Table (o)	ANT	EUT	Verdict
49.255	-67.78	-17.36	-25.0	-42.78	260.00	Vertical	Vertical	Pass
791.207	-66.61	2.88	-25.0	-41.61	22.00	Vertical	Vertical	Pass
2583.900	-43.05	2.39	-25.0	-18.05	302.00	Vertical	Vertical	N/A
6275.400	-43.71	11.42	-25.0	-18.71	-1.00	Vertical	Vertical	Pass
11265.350	-39.46	17.60	-25.0	-14.46	24.00	Vertical	Vertical	Pass
21639.625	-36.60	23.43	-25.0	-11.60	361.00	Vertical	Vertical	Pass

RSE-V&H LTE Band 41 BW20 CH40620

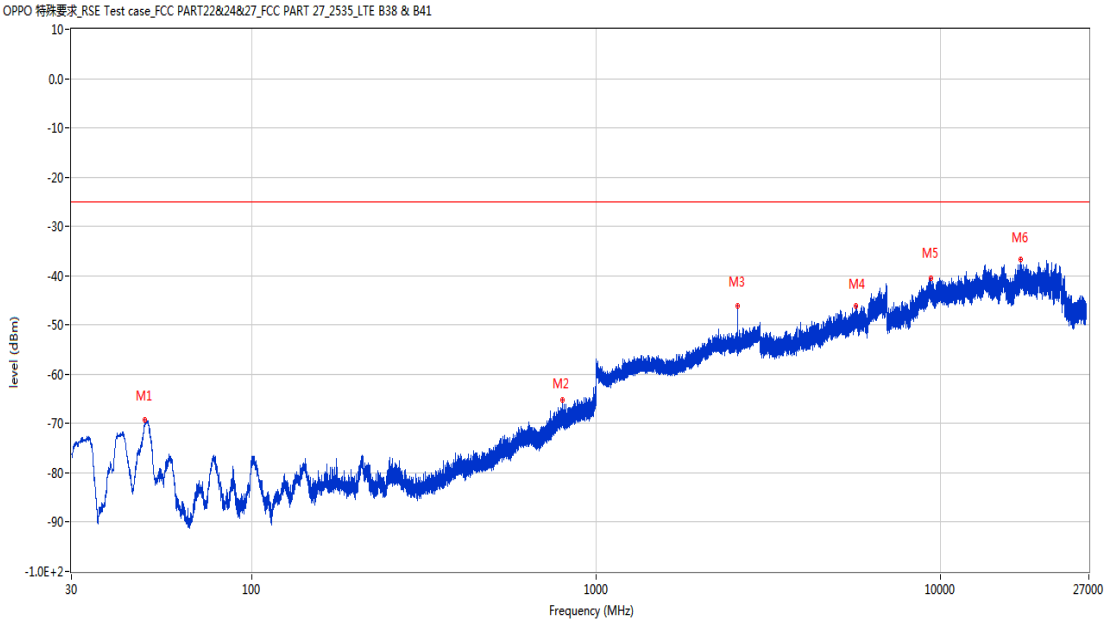

Frequency (MHz)	Result (dBm)	Factor (dB)	PK Limit (dBm)	Over Limit (dB)	Table (o)	ANT	EUT	Verdict
49.060	-69.23	-17.38	-25.0	-44.23	245.00	Vertical	Horizontal	Pass
801.489	-65.25	2.79	-25.0	-40.25	255.00	Vertical	Horizontal	Pass
2584.100	-46.15	2.39	-25.0	-21.15	49.00	Vertical	Horizontal	N/A
5673.800	-46.18	8.67	-25.0	-21.18	9.00	Vertical	Horizontal	Pass
9372.738	-40.49	17.23	-25.0	-15.49	138.00	Vertical	Horizontal	Pass
17095.287	-36.70	19.19	-25.0	-11.70	338.00	Vertical	Horizontal	Pass

CA

16 CA_38C

16.1 CA_38C 15MHz+15MHz, QPSK, Low Channel

RSE-H&H PCC 37825 BW15 QPSK RB1 74 SCC 37975 BW15 QPSK RB1 0

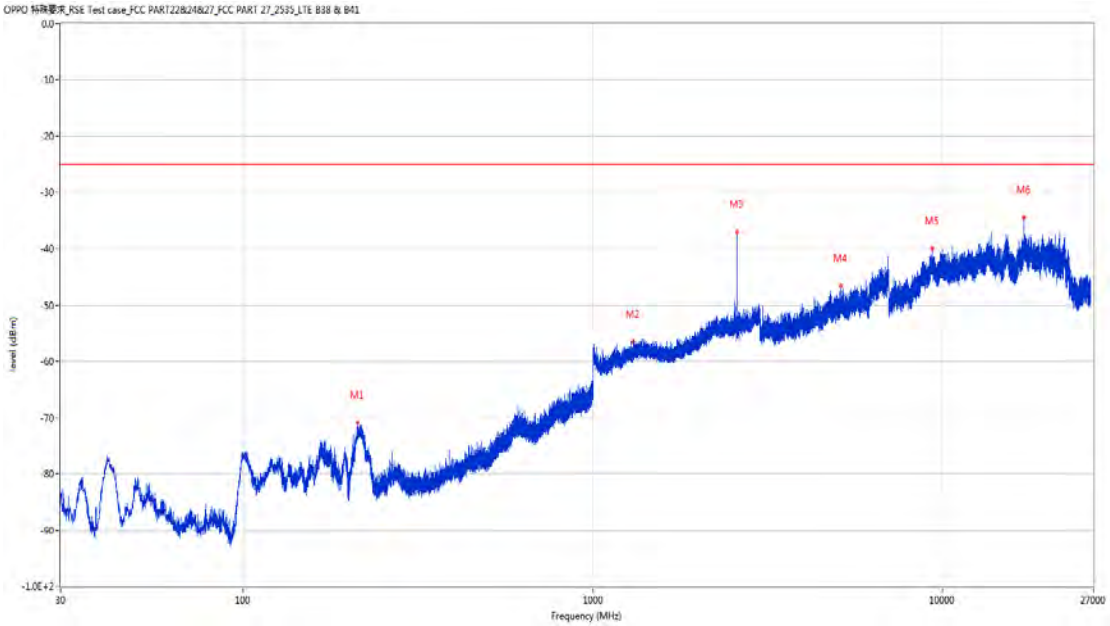

Frequency (MHz)	Result (dBm)	Factor (dB)	PK Limit (dBm)	Over Limit (dB)	Table (o)	ANT	EUT	Verdict
212.554	-71.01	-16.65	-25.0	-46.01	55.00	Horizontal	Horizontal	Pass
1305.400	-56.55	-3.21	-25.0	-31.55	-1.00	Horizontal	Horizontal	Pass
2584.600	-36.97	2.39	-25.0	-11.97	322.00	Horizontal	Horizontal	N/A
5107.600	-46.65	8.16	-25.0	-21.65	237.00	Horizontal	Horizontal	Pass
9335.937	-39.99	17.26	-25.0	-14.99	340.00	Horizontal	Horizontal	Pass
17098.912	-34.49	19.40	-25.0	-9.49	339.00	Horizontal	Horizontal	Pass

RSE-H&V PCC 37825 BW15 QPSK RB1 74 SCC 37975 BW15 QPSK RB1 0

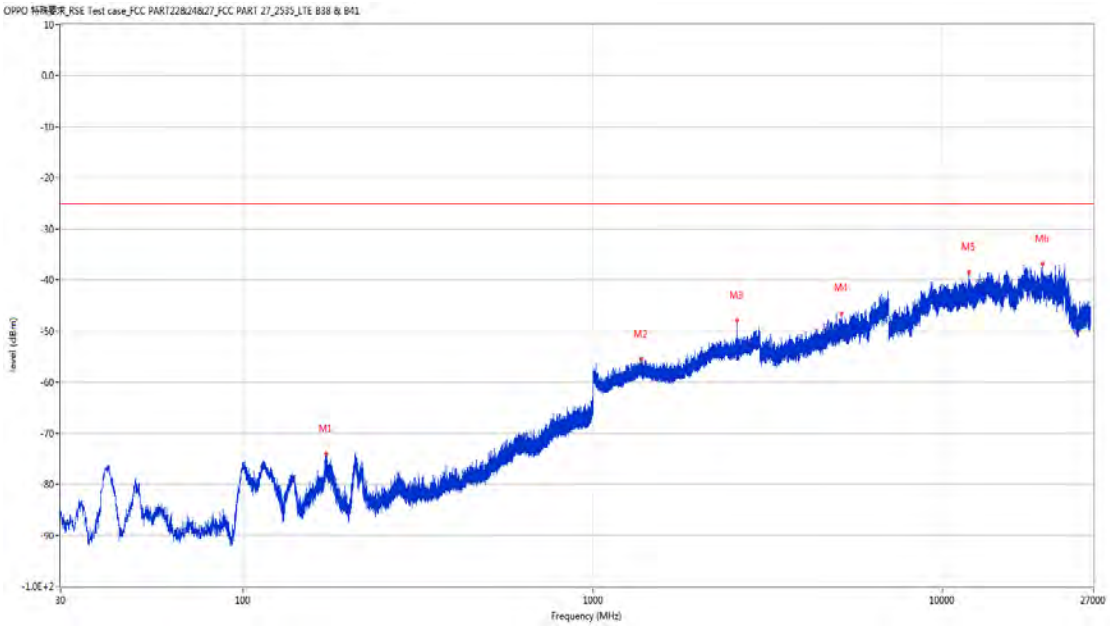

Frequency (MHz)	Result (dBm)	Factor (dB)	PK Limit (dBm)	Over Limit (dB)	Table (o)	ANT	EUT	Verdict
172.736	-74.08	-14.60	-25.0	-49.08	81.00	Horizontal	Vertical	Pass
1371.200	-55.50	-2.98	-25.0	-30.50	125.00	Horizontal	Vertical	Pass
2584.600	-47.96	2.39	-25.0	-22.96	361.00	Horizontal	Vertical	N/A
5140.200	-46.60	7.97	-25.0	-21.60	168.00	Horizontal	Vertical	Pass
11900.438	-38.45	19.48	-25.0	-13.45	126.00	Horizontal	Vertical	Pass
19294.212	-36.87	24.05	-25.0	-11.87	303.00	Horizontal	Vertical	Pass

RSE-V&V PCC 37825 BW15 QPSK RB1 74 SCC 37975 BW15 QPSK RB1 0

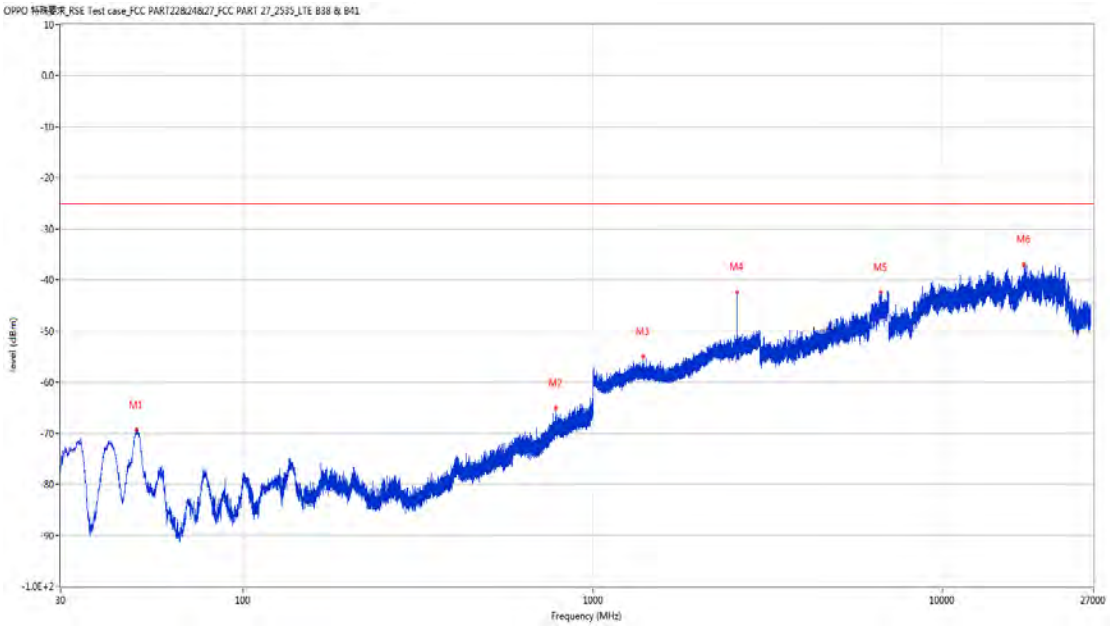

Frequency (MHz)	Result (dBm)	Factor (dB)	PK Limit (dBm)	Over Limit (dB)	Table (o)	ANT	EUT	Verdict
49.497	-69.47	-17.33	-25.0	-44.47	271.00	Vertical	Vertical	Pass
784.175	-65.17	2.67	-25.0	-40.17	176.00	Vertical	Vertical	Pass
1389.500	-55.05	-2.84	-25.0	-30.05	51.00	Vertical	Vertical	Pass
2584.500	-42.51	2.39	-25.0	-17.51	318.00	Vertical	Vertical	N/A
6661.600	-42.49	11.91	-25.0	-17.49	300.00	Vertical	Vertical	Pass
17097.463	-37.02	19.32	-25.0	-12.02	361.00	Vertical	Vertical	Pass

RSE-V&H PCC 37825 BW15 QPSK RB1 74 SCC 37975 BW15 QPSK RB1 0

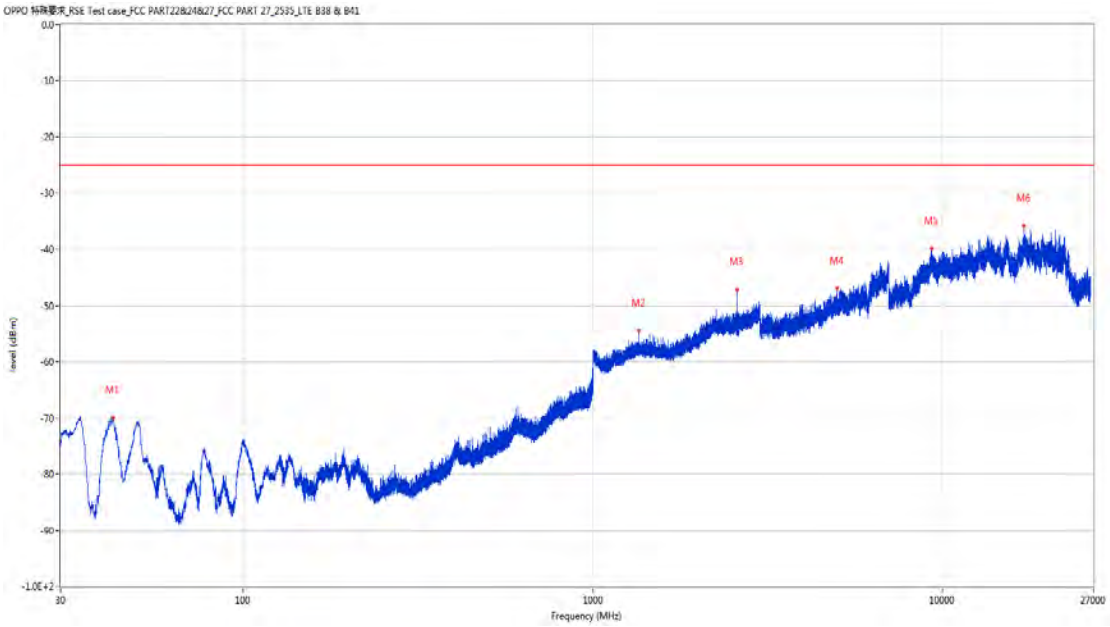

Frequency (MHz)	Result (dBm)	Factor (dB)	PK Limit (dBm)	Over Limit (dB)	Table (o)	ANT	EUT	Verdict
42.416	-69.94	-18.51	-25.0	-44.94	115.00	Vertical	Horizontal	Pass
1354.500	-54.40	-2.78	-25.0	-29.40	120.00	Vertical	Horizontal	Pass
2584.600	-47.15	2.39	-25.0	-22.15	158.00	Vertical	Horizontal	N/A
4992.400	-46.90	7.70	-25.0	-21.90	214.00	Vertical	Horizontal	Pass
9321.850	-39.91	17.64	-25.0	-14.91	308.00	Vertical	Horizontal	Pass
17098.550	-35.78	19.38	-25.0	-10.78	17.00	Vertical	Horizontal	Pass

16.2 CA_38C 15MHz+15MHz, 16-QAM, Low Channel

RSE-H&H PCC 37825 BW15 16-QAM RB1 74 SCC 37975 BW15 16-QAM RB1 0

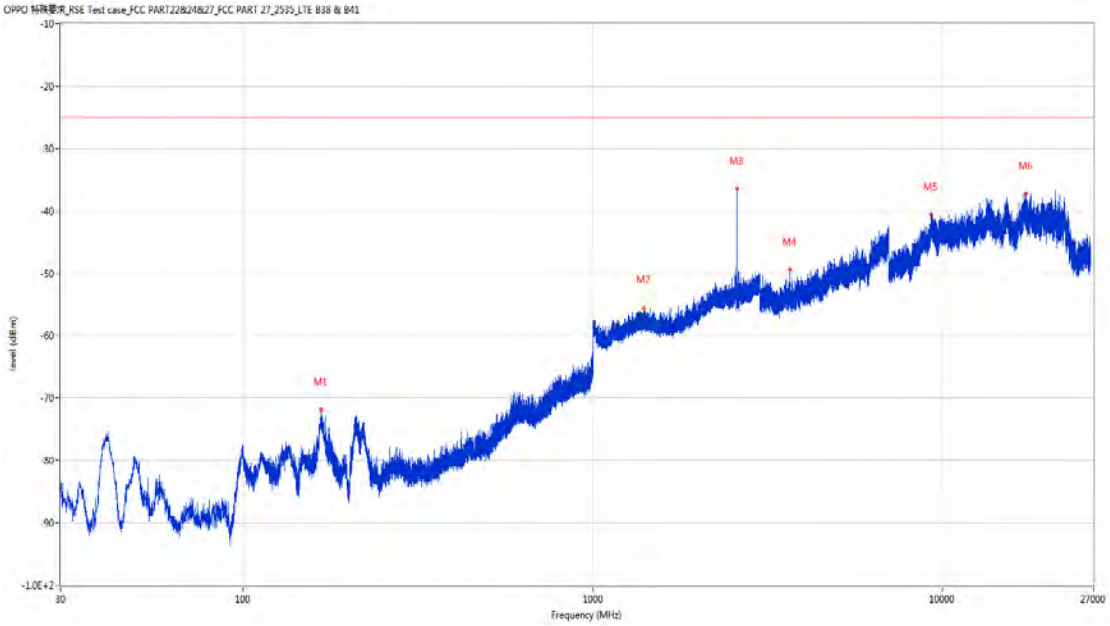

Frequency (MHz)	Result (dBm)	Factor (dB)	PK Limit (dBm)	Over Limit (dB)	Table (o)	ANT	EUT	Verdict
166.528	-71.91	-14.68	-25.0	-46.91	231.00	Horizontal	Horizontal	Pass
1398.900	-55.57	-3.01	-25.0	-30.57	127.00	Horizontal	Horizontal	Pass
2584.600	-36.38	2.39	-25.0	-11.38	324.00	Horizontal	Horizontal	N/A
3663.600	-49.44	4.13	-25.0	-24.44	114.00	Horizontal	Horizontal	Pass
9280.162	-40.52	17.26	-25.0	-15.52	169.00	Horizontal	Horizontal	Pass
17306.262	-37.18	17.75	-25.0	-12.18	154.00	Horizontal	Horizontal	Pass

RSE-H&V PCC 37825 15M 16-QAM RB1 74 SCC 37975 BW15 16-QAM RB1 0

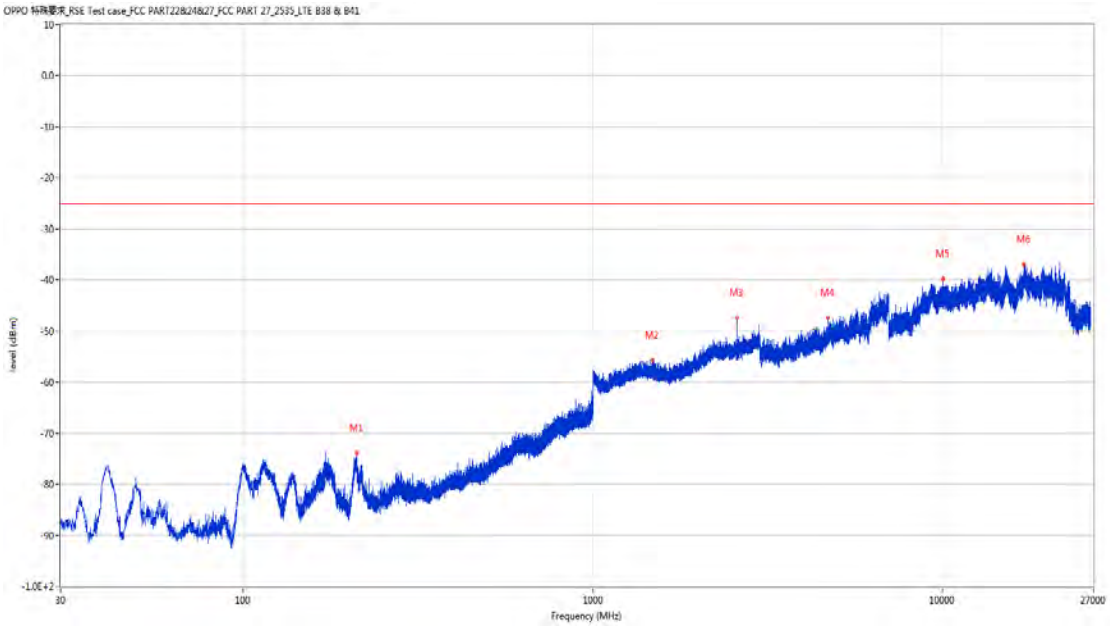

Frequency (MHz)	Result (dBm)	Factor (dB)	PK Limit (dBm)	Over Limit (dB)	Table (o)	ANT	EUT	Verdict
210.954	-73.88	-16.68	-25.0	-48.88	111.00	Horizontal	Vertical	Pass
1477.800	-55.64	-3.04	-25.0	-30.64	68.00	Horizontal	Vertical	Pass
2584.700	-47.36	2.40	-25.0	-22.36	-1.00	Horizontal	Vertical	N/A
4701.600	-47.42	7.06	-25.0	-22.42	265.00	Horizontal	Vertical	Pass
10017.025	-39.86	16.89	-25.0	-14.86	244.00	Horizontal	Vertical	Pass
17098.912	-37.06	19.40	-25.0	-12.06	282.00	Horizontal	Vertical	Pass

RSE-V&V PCC 37825 BW15 16-QAM RB1 74 SCC 37975 BW15 16-QAM RB1 0

Frequency (MHz)	Result (dBm)	Factor (dB)	PK Limit (dBm)	Over Limit (dB)	Table (o)	ANT	EUT	Verdict
50.031	-69.25	-17.28	-25.0	-44.25	287.00	Vertical	Vertical	Pass
408.688	-73.52	-8.65	-25.0	-48.52	260.00	Vertical	Vertical	Pass
1429.100	-55.29	-2.96	-25.0	-30.29	45.00	Vertical	Vertical	Pass
2584.700	-41.48	2.40	-25.0	-16.48	305.00	Vertical	Vertical	N/A
5115.200	-45.81	8.17	-25.0	-20.81	62.00	Vertical	Vertical	Pass
17091.300	-37.00	18.96	-25.0	-12.00	111.00	Vertical	Vertical	Pass

RSE-V&H PCC 37825 BW15 16-QAM RB1 74 SCC 37975 BW15 16-QAM RB1 0

Frequency (MHz)	Result (dBm)	Factor (dB)	PK Limit (dBm)	Over Limit (dB)	Table (o)	ANT	EUT	Verdict
41.398	-70.17	-18.28	-25.0	-45.17	44.00	Vertical	Horizontal	Pass
1339.000	-55.41	-2.90	-25.0	-30.41	132.00	Vertical	Horizontal	Pass
2584.600	-47.87	2.39	-25.0	-22.87	22.00	Vertical	Horizontal	N/A
3912.800	-49.83	5.80	-25.0	-24.83	355.00	Vertical	Horizontal	Pass
9366.988	-40.82	17.16	-25.0	-15.82	237.00	Vertical	Horizontal	Pass
17106.162	-36.79	19.33	-25.0	-11.79	182.00	Vertical	Horizontal	Pass

16.3 CA_38C 15MHz+15MHz, QPSK, Middle Channel

RSE-H&H PCC 37925 BW15 QPSK RB1 74 SCC 38075 BW15 QPSK RB1 0

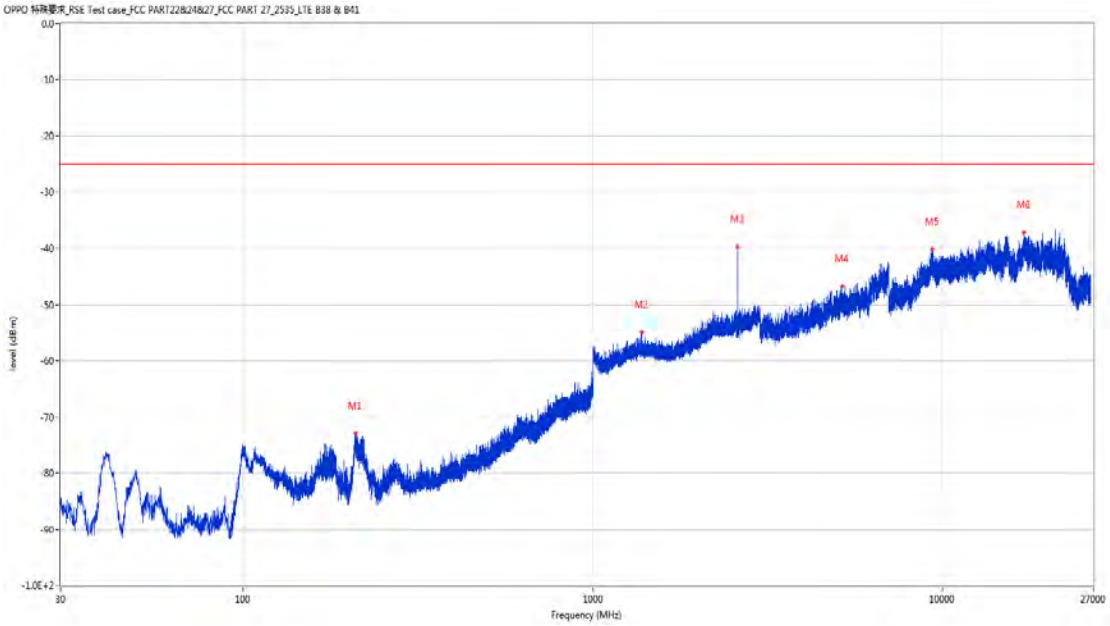

Frequency (MHz)	Result (dBm)	Factor (dB)	PK Limit (dBm)	Over Limit (dB)	Table (o)	ANT	EUT	Verdict
209.014	-72.90	-16.80	-25.0	-47.90	89.00	Horizontal	Horizontal	Pass
1381.400	-54.92	-2.85	-25.0	-29.92	127.00	Horizontal	Horizontal	Pass
2596.200	-39.72	2.44	-25.0	-14.72	313.00	Horizontal	Horizontal	N/A
5169.800	-46.76	7.88	-25.0	-21.76	317.00	Horizontal	Horizontal	Pass
9336.513	-40.21	17.24	-25.0	-15.21	322.00	Horizontal	Horizontal	Pass
17096.375	-37.12	19.25	-25.0	-12.12	197.00	Horizontal	Horizontal	Pass

RSE-H&V PCC 37925 BW15 QPSK RB1 74 SCC 38075 BW15 QPSK RB1 0

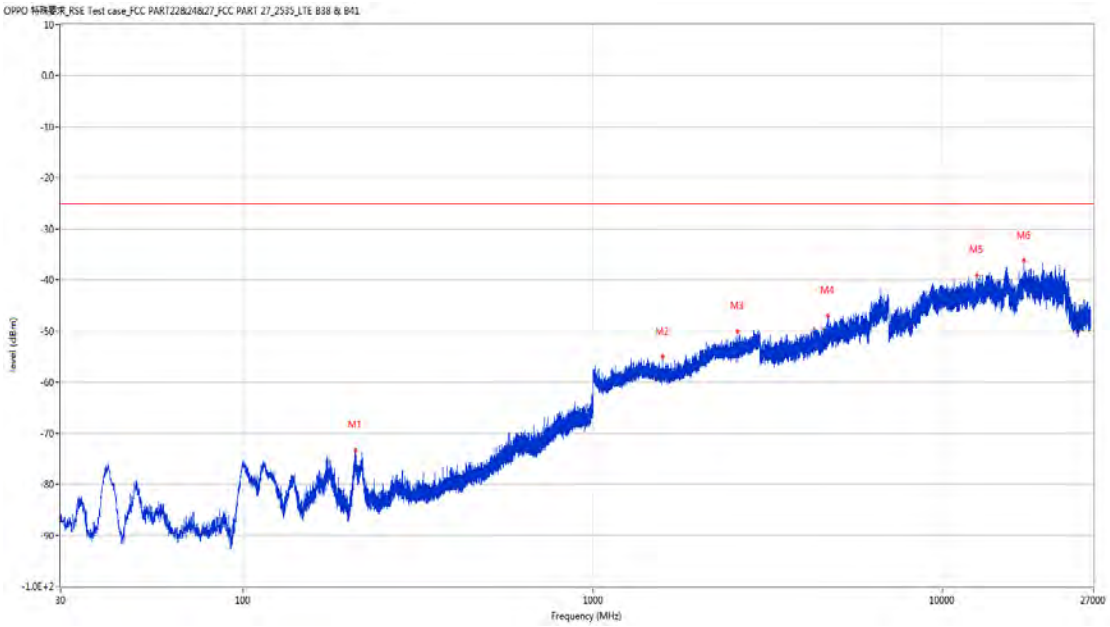

Frequency (MHz)	Result (dBm)	Factor (dB)	PK Limit (dBm)	Over Limit (dB)	Table (o)	ANT	EUT	Verdict
209.499	-73.32	-16.76	-25.0	-48.32	118.00	Horizontal	Vertical	Pass
1582.000	-55.03	-3.29	-25.0	-30.03	176.00	Horizontal	Vertical	Pass
2596.300	-50.03	2.44	-25.0	-25.03	163.00	Horizontal	Vertical	N/A
4706.800	-47.12	7.08	-25.0	-22.12	66.00	Horizontal	Vertical	Pass
12523.450	-39.06	18.55	-25.0	-14.06	361.00	Horizontal	Vertical	Pass
17111.239	-36.14	19.22	-25.0	-11.14	48.00	Horizontal	Vertical	Pass

RSE-V&V PCC 37925 BW15 QPSK RB1 74 SCC 38075 BW15 QPSK RB1 0

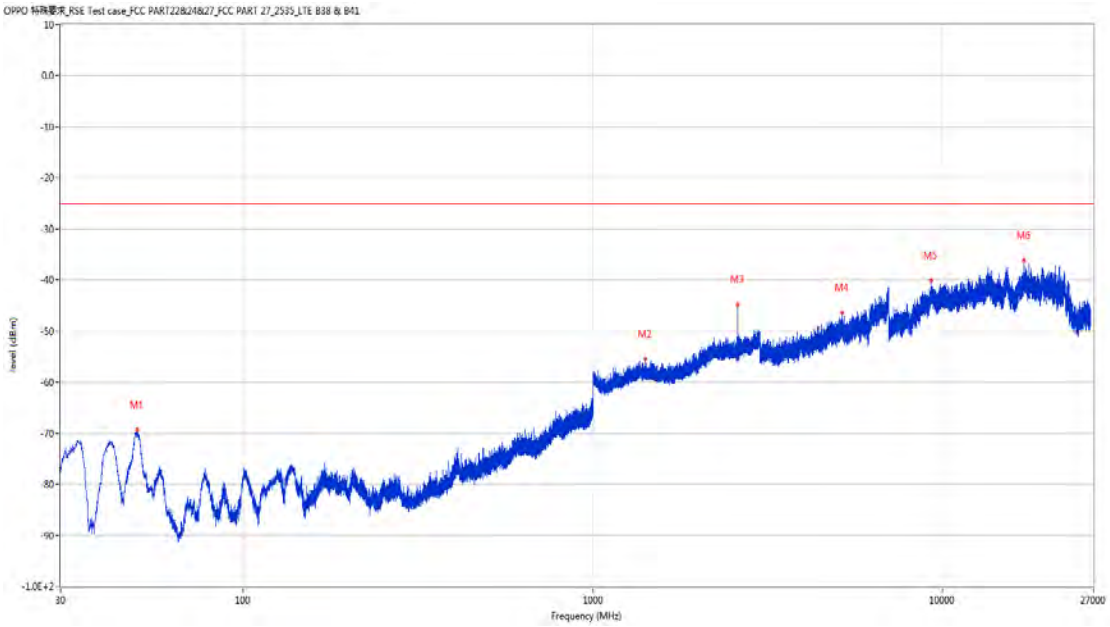

Frequency (MHz)	Result (dBm)	Factor (dB)	PK Limit (dBm)	Over Limit (dB)	Table (o)	ANT	EUT	Verdict
49.739	-69.48	-17.31	-25.0	-44.48	270.00	Vertical	Vertical	Pass
1409.000	-55.51	-2.95	-25.0	-30.51	266.00	Vertical	Vertical	Pass
2596.200	-44.78	2.44	-25.0	-19.78	334.00	Vertical	Vertical	N/A
5157.800	-46.47	7.94	-25.0	-21.47	361.00	Vertical	Vertical	Pass
9266.076	-40.11	17.17	-25.0	-15.11	224.00	Vertical	Vertical	Pass
17102.537	-36.17	19.41	-25.0	-11.17	300.00	Vertical	Vertical	Pass

RSE-V&H PCC 37925 BW15 QPSK RB1 74 SCC 38075 BW15 QPSK RB1 0

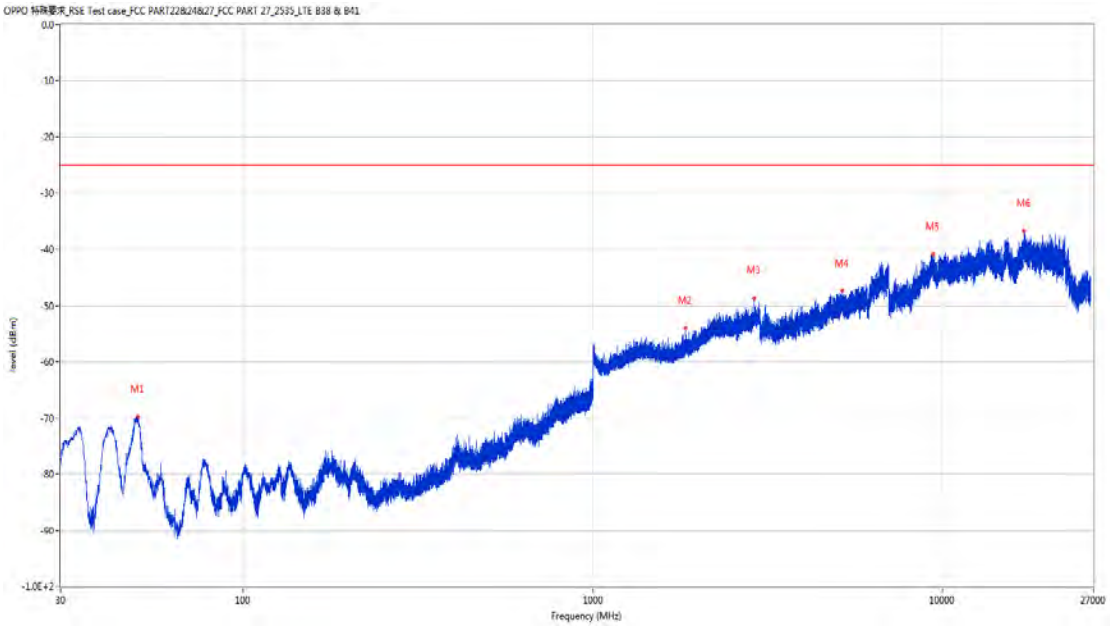

Frequency (MHz)	Result (dBm)	Factor (dB)	PK Limit (dBm)	Over Limit (dB)	Table (o)	ANT	EUT	Verdict
49.934	-69.75	-17.29	-25.0	-44.75	274.00	Vertical	Horizontal	Pass
1841.400	-54.00	-2.38	-25.0	-29.00	315.00	Vertical	Horizontal	Pass
2891.700	-48.68	4.85	-25.0	-23.68	225.00	Vertical	Horizontal	Pass
5165.000	-47.32	7.83	-25.0	-22.32	361.00	Vertical	Horizontal	Pass
9384.813	-40.94	17.31	-25.0	-15.94	85.00	Vertical	Horizontal	Pass
17099.275	-36.67	19.42	-25.0	-11.67	221.00	Vertical	Horizontal	Pass

16.4 CA_38C 15MHz+15MHz, 16-QAM, Middle Channel

RSE-H&H PCC 37925 BW15 16-QAM RB1 74 SCC 38075 BW15 16-QAM RB1 0

Frequency (MHz)	Result (dBm)	Factor (dB)	PK Limit (dBm)	Over Limit (dB)	Table (o)	ANT	EUT	Verdict
217.695	-72.09	-16.37	-25.0	-47.09	70.00	Horizontal	Horizontal	Pass
1353.300	-55.56	-2.78	-25.0	-30.56	173.00	Horizontal	Horizontal	Pass
2596.200	-38.49	2.44	-25.0	-13.49	321.00	Horizontal	Horizontal	N/A
3157.000	-49.81	3.86	-25.0	-24.81	290.00	Horizontal	Horizontal	Pass
6013.400	-45.33	8.99	-25.0	-20.33	220.00	Horizontal	Horizontal	Pass
17222.525	-36.26	18.07	-25.0	-11.26	99.00	Horizontal	Horizontal	Pass

RSE-H&V PCC 37925 BW15 16-QAM RB1 74 SCC 38075 BW15 16-QAM RB1 0

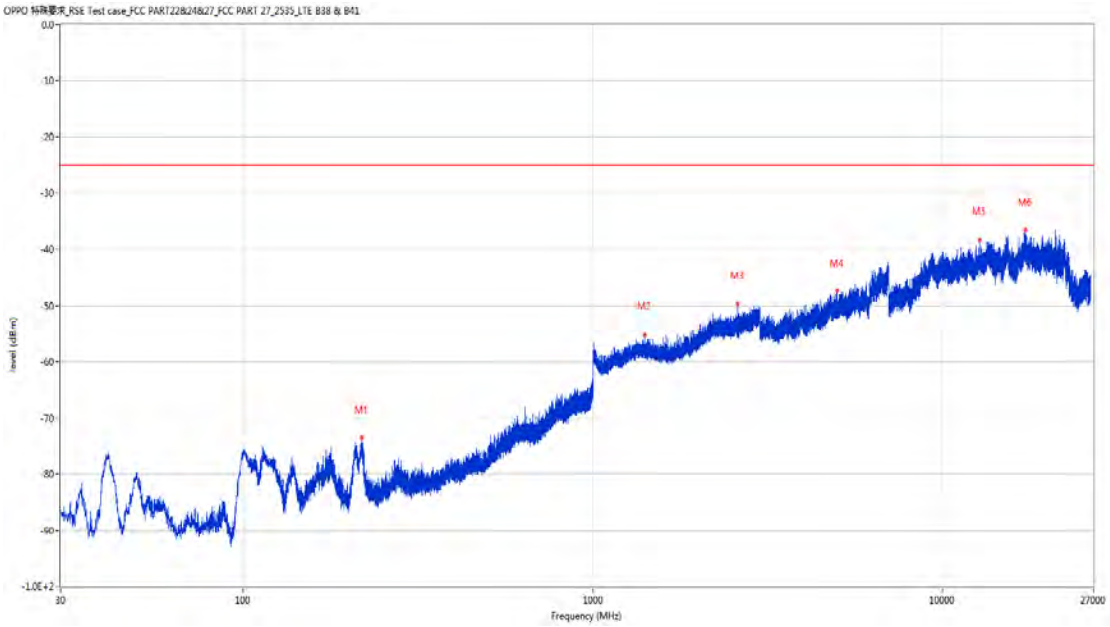

Frequency (MHz)	Result (dBm)	Factor (dB)	PK Limit (dBm)	Over Limit (dB)	Table (o)	ANT	EUT	Verdict
218.132	-73.53	-16.30	-25.0	-48.53	107.00	Horizontal	Vertical	Pass
1403.200	-55.15	-2.90	-25.0	-30.15	-1.00	Horizontal	Vertical	Pass
2596.300	-49.60	2.44	-25.0	-24.60	143.00	Horizontal	Vertical	N/A
5002.800	-47.33	7.58	-25.0	-22.33	71.00	Horizontal	Vertical	Pass
12737.637	-38.35	19.98	-25.0	-13.35	41.00	Horizontal	Vertical	Pass
17214.188	-36.60	18.22	-25.0	-11.60	362.00	Horizontal	Vertical	Pass

RSE-V&V PCC 37925 BW15 16-QAM RB1 74 SCC 38075 BW15 16-QAM RB1 0

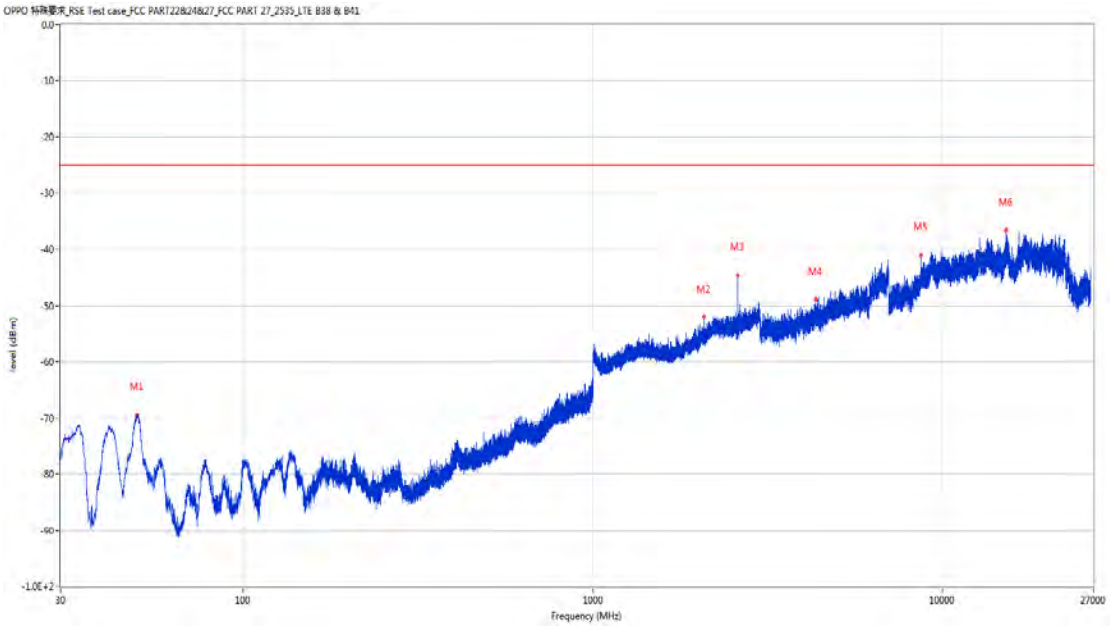

Frequency (MHz)	Result (dBm)	Factor (dB)	PK Limit (dBm)	Over Limit (dB)	Table (o)	ANT	EUT	Verdict
49.739	-69.43	-17.31	-25.0	-44.43	290.00	Vertical	Vertical	Pass
2076.800	-52.09	-0.47	-25.0	-27.09	185.00	Vertical	Vertical	Pass
2596.200	-44.62	2.44	-25.0	-19.62	173.00	Vertical	Vertical	N/A
4337.000	-48.93	6.45	-25.0	-23.93	235.00	Vertical	Vertical	Pass
8683.025	-41.00	14.36	-25.0	-16.00	178.00	Vertical	Vertical	Pass
15212.463	-36.51	18.19	-25.0	-11.51	296.00	Vertical	Vertical	Pass

RSE-V&H PCC 37925 BW15 16-QAM RB1 74 SCC 38075 BW15 16-QAM RB1 0

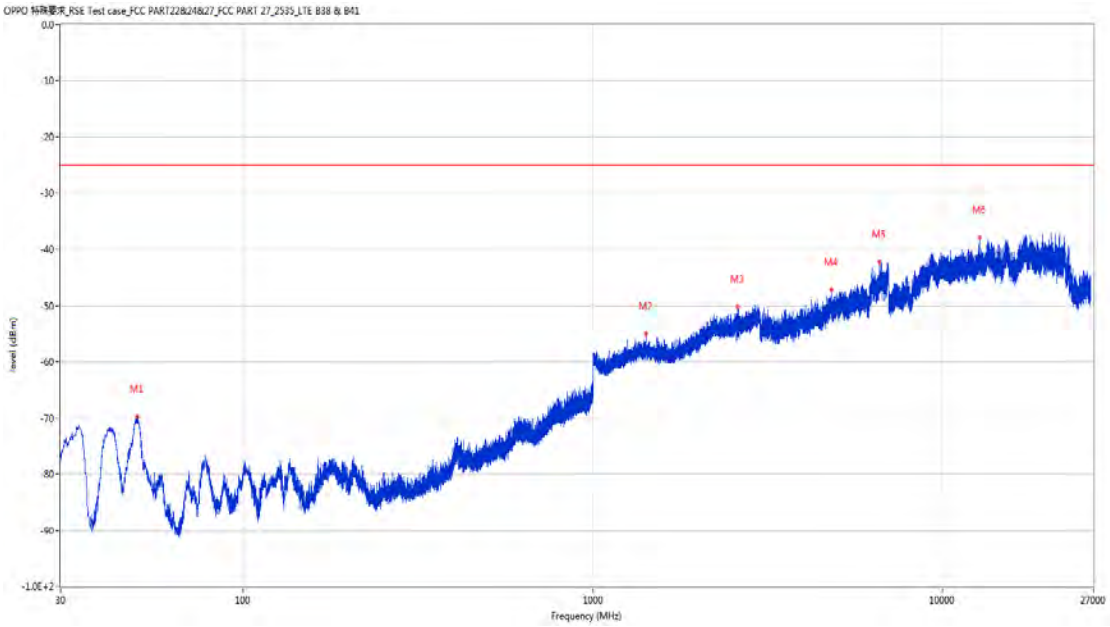

Frequency (MHz)	Result (dBm)	Factor (dB)	PK Limit (dBm)	Over Limit (dB)	Table (o)	ANT	EUT	Verdict
49.594	-69.79	-17.32	-25.0	-44.79	271.00	Vertical	Horizontal	Pass
1416.700	-55.03	-2.89	-25.0	-30.03	207.00	Vertical	Horizontal	Pass
2596.300	-50.20	2.44	-25.0	-25.20	174.00	Vertical	Horizontal	N/A
4802.200	-47.23	7.76	-25.0	-22.23	176.00	Vertical	Horizontal	Pass
6599.400	-42.21	11.89	-25.0	-17.21	22.00	Vertical	Horizontal	Pass
12747.412	-37.91	20.30	-25.0	-12.91	228.00	Vertical	Horizontal	Pass

16.5 CA_38C 15MHz+15MHz, QPSK, High Channel

RSE-H&H PCC 38025 BW15 QPSK RB1 74 SCC 38175 BW15 QPSK RB1 0

Frequency (MHz)	Result (dBm)	Factor (dB)	PK Limit (dBm)	Over Limit (dB)	Table (o)	ANT	EUT	Verdict
215.124	-72.84	-16.61	-25.0	-47.84	275.00	Horizontal	Horizontal	Pass
1301.000	-55.61	-3.22	-25.0	-30.61	159.00	Horizontal	Horizontal	Pass
2604.600	-35.03	2.49	-25.0	-10.03	324.00	Horizontal	Horizontal	N/A
4706.000	-47.63	7.08	-25.0	-22.63	10.00	Horizontal	Horizontal	Pass
9240.487	-40.49	17.02	-25.0	-15.49	24.00	Horizontal	Horizontal	Pass
15109.875	-36.91	17.79	-25.0	-11.91	227.00	Horizontal	Horizontal	Pass

RSE-H&V PCC 38025 BW15 QPSK RB1 74 SCC 38175 BW15 QPSK RB1 0

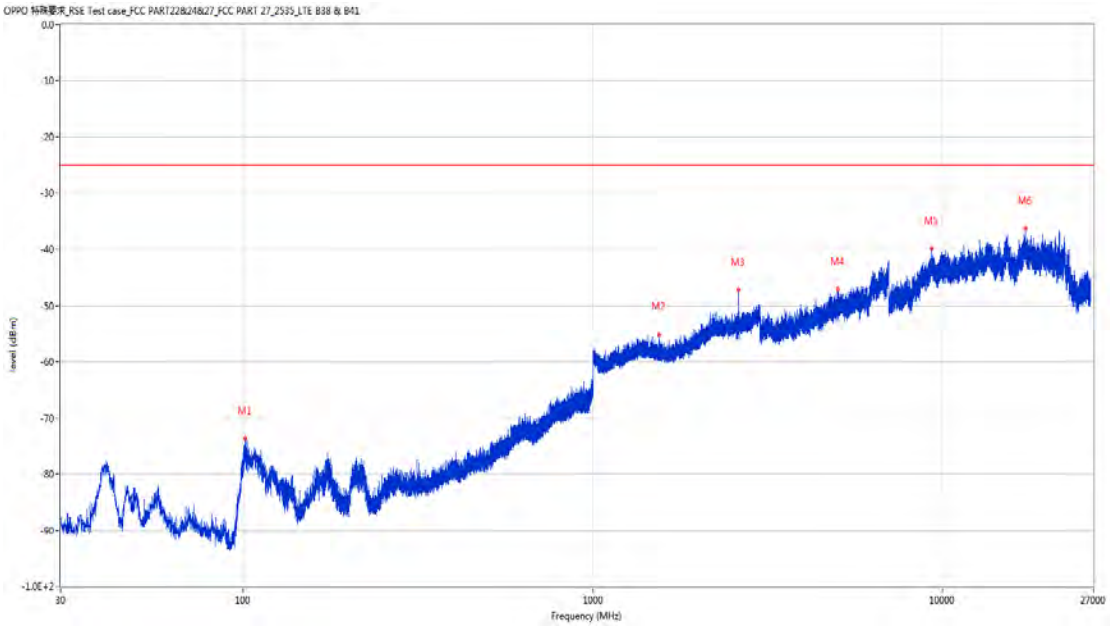

Frequency (MHz)	Result (dBm)	Factor (dB)	PK Limit (dBm)	Over Limit (dB)	Table (o)	ANT	EUT	Verdict
101.392	-73.62	-22.00	-25.0	-48.62	361.00	Horizontal	Vertical	Pass
1542.600	-55.25	-3.52	-25.0	-30.25	166.00	Horizontal	Vertical	Pass
2604.600	-47.22	2.49	-25.0	-22.22	189.00	Horizontal	Vertical	N/A
5029.000	-47.06	7.25	-25.0	-22.06	66.00	Horizontal	Vertical	Pass
9289.075	-39.91	17.46	-25.0	-14.91	124.00	Horizontal	Vertical	Pass
17214.188	-36.21	18.22	-25.0	-11.21	262.00	Horizontal	Vertical	Pass

RSE-V&V PCC 38025 BW15 QPSK RB1 74 SCC 38175 BW15 QPSK RB1 0

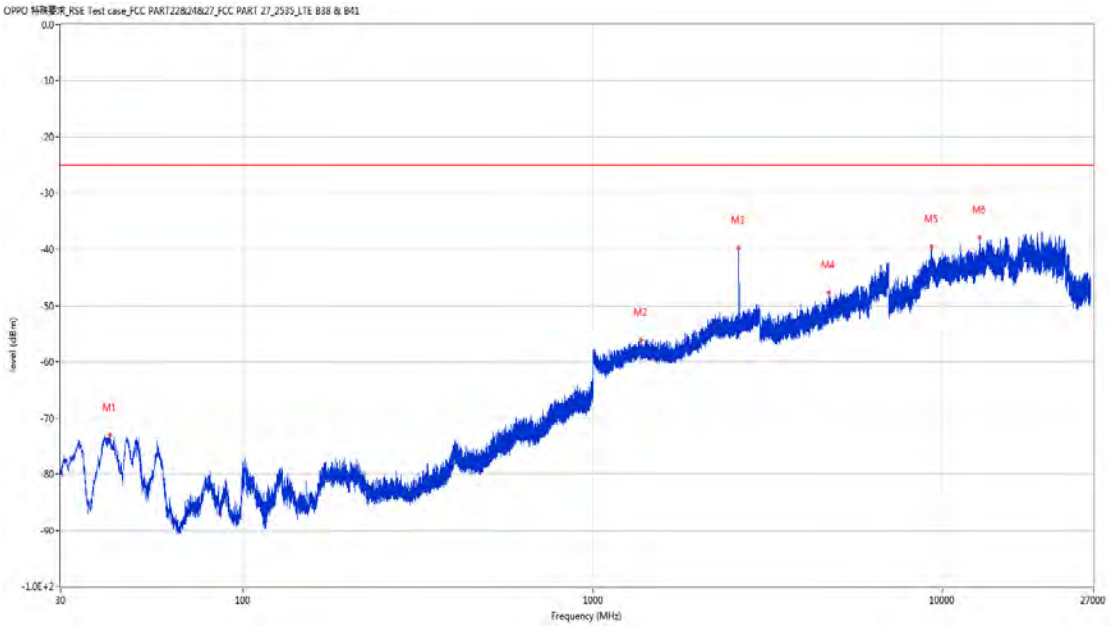

Frequency (MHz)	Result (dBm)	Factor (dB)	PK Limit (dBm)	Over Limit (dB)	Table (o)	ANT	EUT	Verdict
41.495	-73.12	-18.28	-25.0	-48.12	42.00	Vertical	Vertical	Pass
1373.000	-56.16	-2.94	-25.0	-31.16	30.00	Vertical	Vertical	Pass
2604.600	-39.71	2.49	-25.0	-14.71	259.00	Vertical	Vertical	N/A
4716.200	-47.67	7.13	-25.0	-22.67	62.00	Vertical	Vertical	Pass
9316.675	-39.53	17.69	-25.0	-14.53	297.00	Vertical	Vertical	Pass
12761.600	-37.88	19.86	-25.0	-12.88	361.00	Vertical	Vertical	Pass

RSE-V&H PCC 38025 BW15 QPSK RB1 74 SCC 38175 BW15 QPSK RB1 0

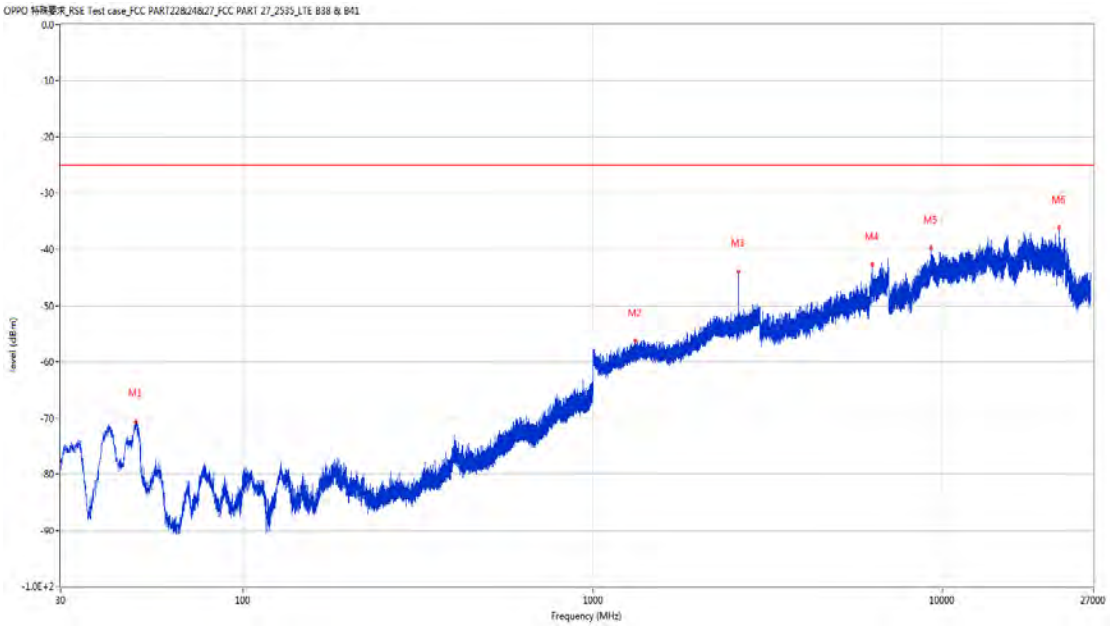

Frequency (MHz)	Result (dBm)	Factor (dB)	PK Limit (dBm)	Over Limit (dB)	Table (o)	ANT	EUT	Verdict
49.206	-70.63	-17.36	-25.0	-45.63	265.00	Vertical	Horizontal	Pass
1323.200	-56.25	-3.20	-25.0	-31.25	155.00	Vertical	Horizontal	Pass
2604.600	-43.84	2.49	-25.0	-18.84	32.00	Vertical	Horizontal	N/A
6280.600	-42.78	11.68	-25.0	-17.78	89.00	Vertical	Horizontal	Pass
9268.088	-39.75	17.18	-25.0	-14.75	217.00	Vertical	Horizontal	Pass
21497.926	-36.11	23.39	-25.0	-11.11	309.00	Vertical	Horizontal	Pass

16.6 CA_38C 15MHz+15MHz, 16-QAM, High Channel

RSE-H&H PCC 38025 BW15 16-QAM RB1 74 SCC 38175 BW15 16-QAM RB1 0

Frequency (MHz)	Result (dBm)	Factor (dB)	PK Limit (dBm)	Over Limit (dB)	Table (o)	ANT	EUT	Verdict
218.616	-72.76	-16.23	-25.0	-47.76	51.00	Horizontal	Horizontal	Pass
1460.900	-54.99	-3.06	-25.0	-29.99	220.00	Horizontal	Horizontal	Pass
2604.600	-44.12	2.49	-25.0	-19.12	32.00	Horizontal	Horizontal	N/A
5115.600	-46.44	8.20	-25.0	-21.44	153.00	Horizontal	Horizontal	Pass
9466.750	-40.46	17.24	-25.0	-15.46	212.00	Horizontal	Horizontal	Pass
17151.475	-36.73	17.88	-25.0	-11.73	128.00	Horizontal	Horizontal	Pass

RSE-H&V PCC 38025 BW15 16-QAM RB1 74 SCC 38175 BW15 16-QAM RB1 0

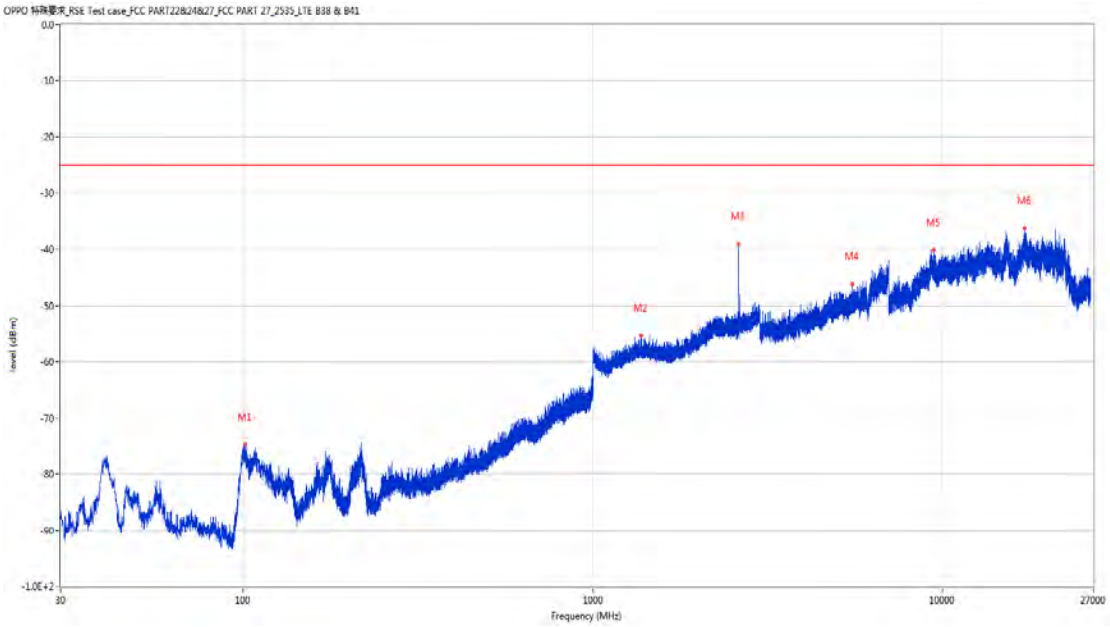

Frequency (MHz)	Result (dBm)	Factor (dB)	PK Limit (dBm)	Over Limit (dB)	Table (o)	ANT	EUT	Verdict
101.149	-74.76	-21.98	-25.0	-49.76	17.00	Horizontal	Vertical	Pass
1372.900	-55.38	-2.94	-25.0	-30.38	223.00	Horizontal	Vertical	Pass
2604.600	-39.14	2.49	-25.0	-14.14	245.00	Horizontal	Vertical	N/A
5526.200	-46.21	8.44	-25.0	-21.21	64.00	Horizontal	Vertical	Pass
9434.838	-40.20	17.15	-25.0	-15.20	88.00	Horizontal	Vertical	Pass
17193.163	-36.27	18.52	-25.0	-11.27	259.00	Horizontal	Vertical	Pass

RSE-V&V PCC 38025 BW15 16-QAM RB1 74 SCC 38175 BW15 16-QAM RB1 0

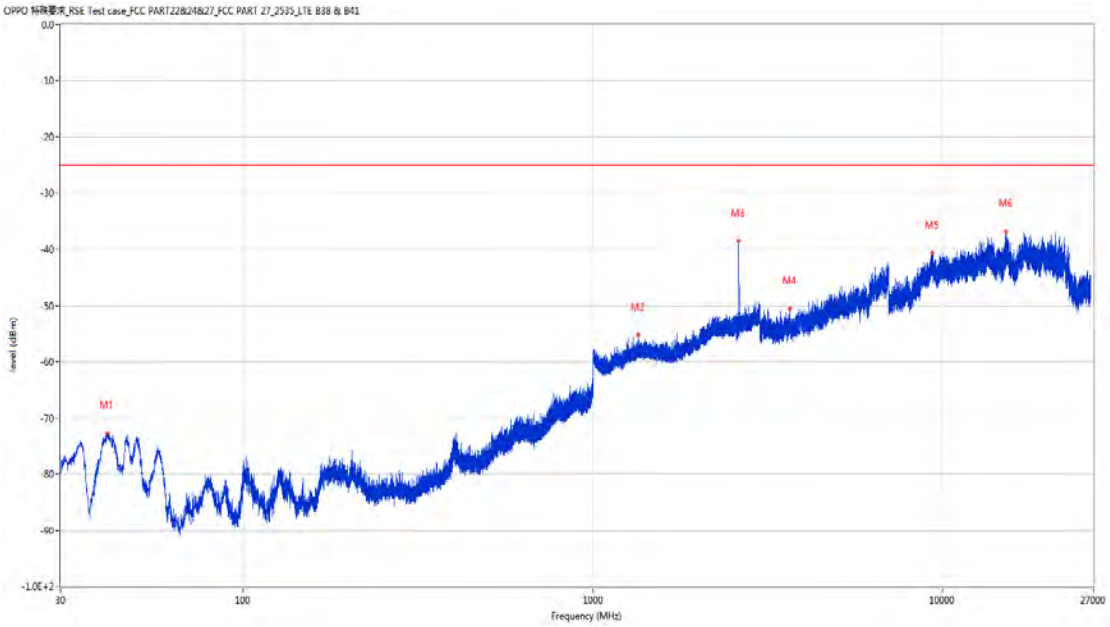

Frequency (MHz)	Result (dBm)	Factor (dB)	PK Limit (dBm)	Over Limit (dB)	Table (o)	ANT	EUT	Verdict
40.670	-72.73	-18.53	-25.0	-47.73	54.00	Vertical	Vertical	Pass
1345.200	-55.16	-2.96	-25.0	-30.16	280.00	Vertical	Vertical	Pass
2604.600	-38.56	2.49	-25.0	-13.56	238.00	Vertical	Vertical	N/A
3653.600	-50.57	4.42	-25.0	-25.57	209.00	Vertical	Vertical	Pass
9363.537	-40.67	17.12	-25.0	-15.67	114.00	Vertical	Vertical	Pass
15189.625	-36.78	18.11	-25.0	-11.78	360.00	Vertical	Vertical	Pass

RSE-V&H PCC 38025 BW15 16-QAM RB1 74 SCC 38175 BW15 16-QAM RB1 0

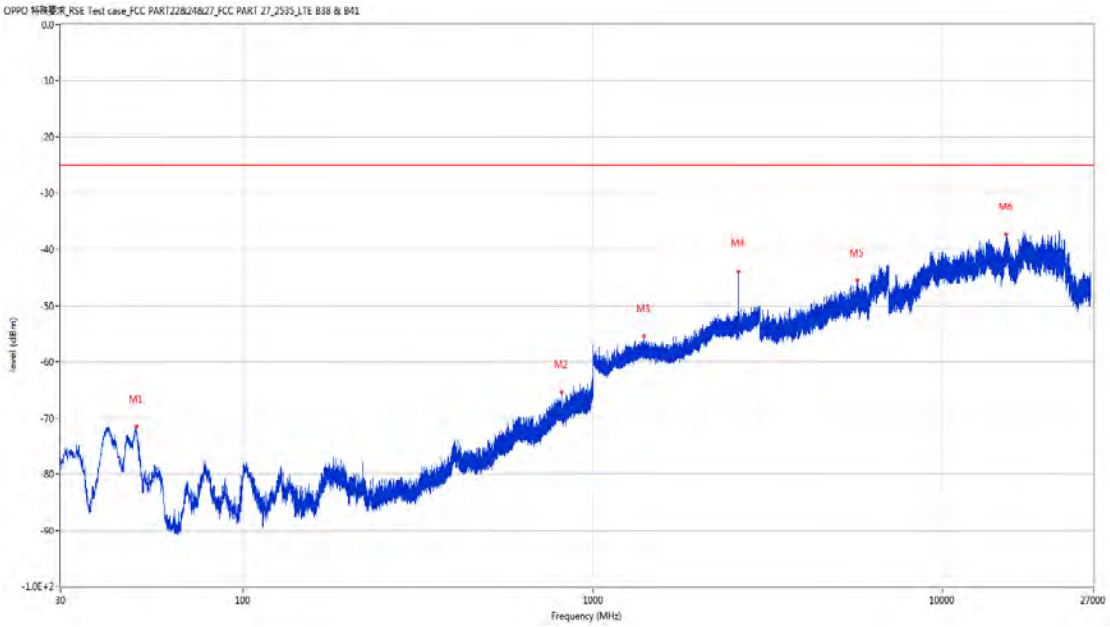

Frequency (MHz)	Result (dBm)	Factor (dB)	PK Limit (dBm)	Over Limit (dB)	Table (o)	ANT	EUT	Verdict
49.400	-71.62	-17.34	-25.0	-46.62	267.00	Vertical	Horizontal	Pass
814.633	-65.34	2.30	-25.0	-40.34	203.00	Vertical	Horizontal	Pass
1398.200	-55.50	-2.98	-25.0	-30.50	326.00	Vertical	Horizontal	Pass
2604.400	-43.84	2.49	-25.0	-18.84	39.00	Vertical	Horizontal	N/A
5698.600	-45.57	8.74	-25.0	-20.57	99.00	Vertical	Horizontal	Pass
15216.812	-37.26	18.13	-25.0	-12.26	-1.00	Vertical	Horizontal	Pass

16.7 CA_38C 20MHz+20MHz, QPSK, Low Channel

RSE-H&H PCC 37850 BW20 QPSK RB1 99 SCC 38048 BW20 QPSK RB1 0

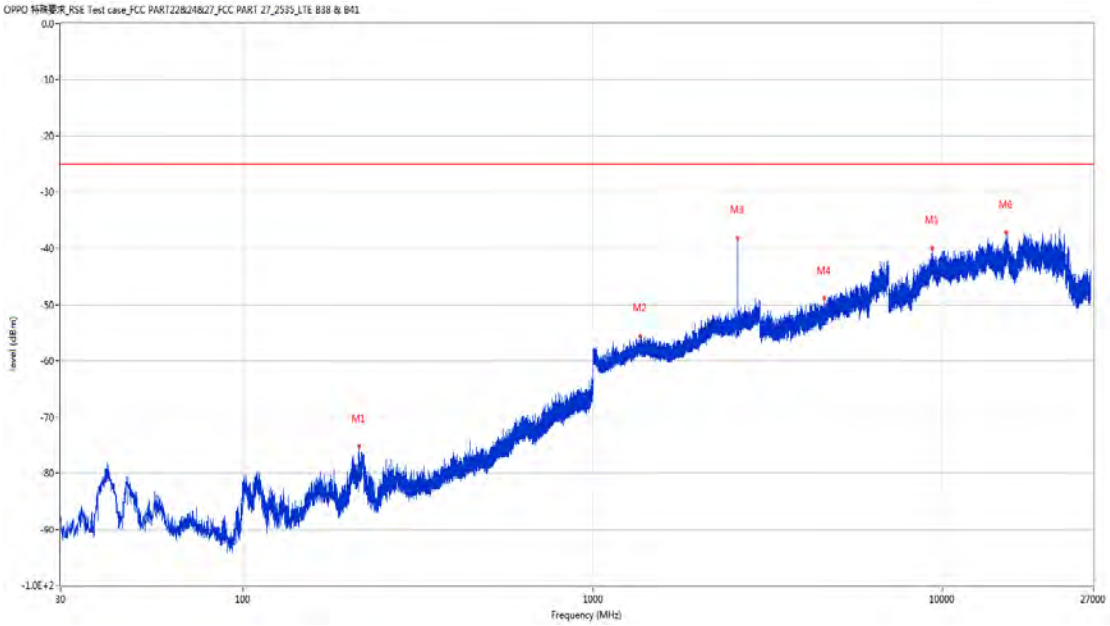

Frequency (MHz)	Result (dBm)	Factor (dB)	PK Limit (dBm)	Over Limit (dB)	Table (o)	ANT	EUT	Verdict
213.718	-75.26	-16.64	-25.0	-50.26	79.00	Horizontal	Horizontal	Pass
1366.900	-55.60	-2.82	-25.0	-30.60	256.00	Horizontal	Horizontal	Pass
2589.400	-38.15	2.42	-25.0	-13.15	305.00	Horizontal	Horizontal	N/A
4579.200	-48.85	6.52	-25.0	-23.85	258.00	Horizontal	Horizontal	Pass
9347.724	-40.07	17.12	-25.0	-15.07	309.00	Horizontal	Horizontal	Pass
15205.937	-37.08	18.27	-25.0	-12.08	46.00	Horizontal	Horizontal	Pass

RSE-H&V PCC 37850 BW20 QPSK RB1 99 SCC 38048 BW20 QPSK RB1 0

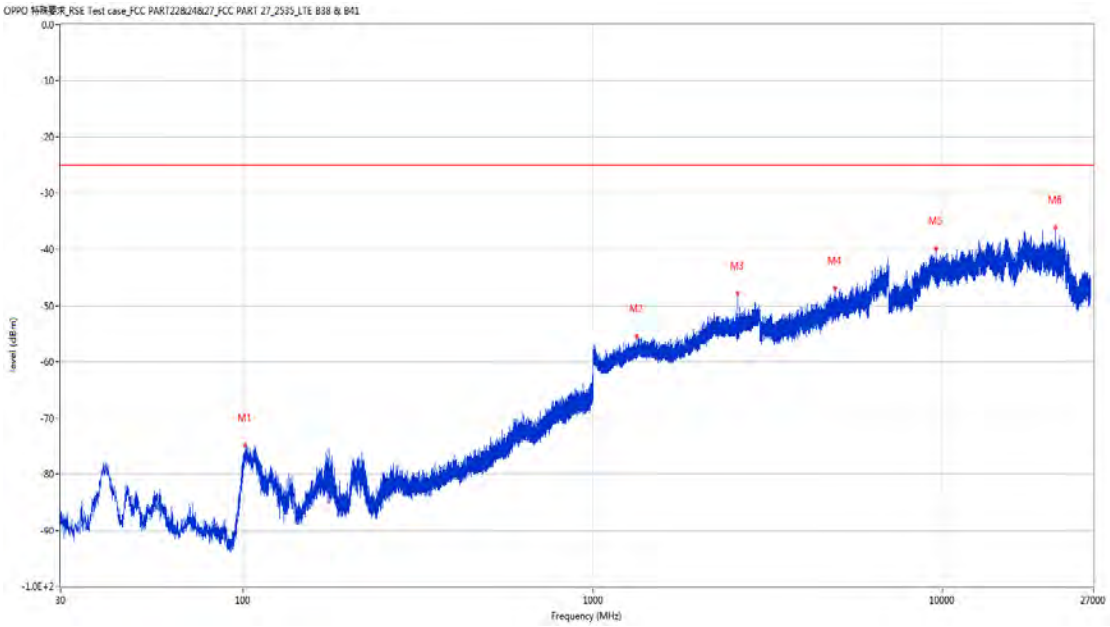

Frequency (MHz)	Result (dBm)	Factor (dB)	PK Limit (dBm)	Over Limit (dB)	Table (o)	ANT	EUT	Verdict
101.246	-74.87	-21.99	-25.0	-49.87	363.00	Horizontal	Vertical	Pass
1331.900	-55.48	-2.95	-25.0	-30.48	214.00	Horizontal	Vertical	Pass
2589.300	-47.75	2.41	-25.0	-22.75	3.00	Horizontal	Vertical	N/A
4913.600	-46.90	7.94	-25.0	-21.90	163.00	Horizontal	Vertical	Pass
9588.076	-39.87	16.44	-25.0	-14.87	-2.00	Horizontal	Vertical	Pass
21039.675	-36.07	23.27	-25.0	-11.07	17.00	Horizontal	Vertical	Pass

RSE-V&V PCC 37850 BW20 QPSK RB1 99 SCC 38048 BW20 QPSK RB1 0

Frequency (MHz)	Result (dBm)	Factor (dB)	PK Limit (dBm)	Over Limit (dB)	Table (o)	ANT	EUT	Verdict
46.490	-71.95	-18.55	-25.0	-46.95	296.00	Vertical	Vertical	Pass
820.938	-65.16	2.20	-25.0	-40.16	156.00	Vertical	Vertical	Pass
2037.600	-52.65	-1.03	-25.0	-27.65	91.00	Vertical	Vertical	Pass
2589.400	-43.07	2.42	-25.0	-18.07	256.00	Vertical	Vertical	N/A
5243.800	-46.61	7.58	-25.0	-21.61	243.00	Vertical	Vertical	Pass
17103.262	-36.74	19.39	-25.0	-11.74	314.00	Vertical	Vertical	Pass

RSE-V&H PCC 37850 BW20 QPSK RB1 99 SCC 38048 BW20 QPSK RB1 0

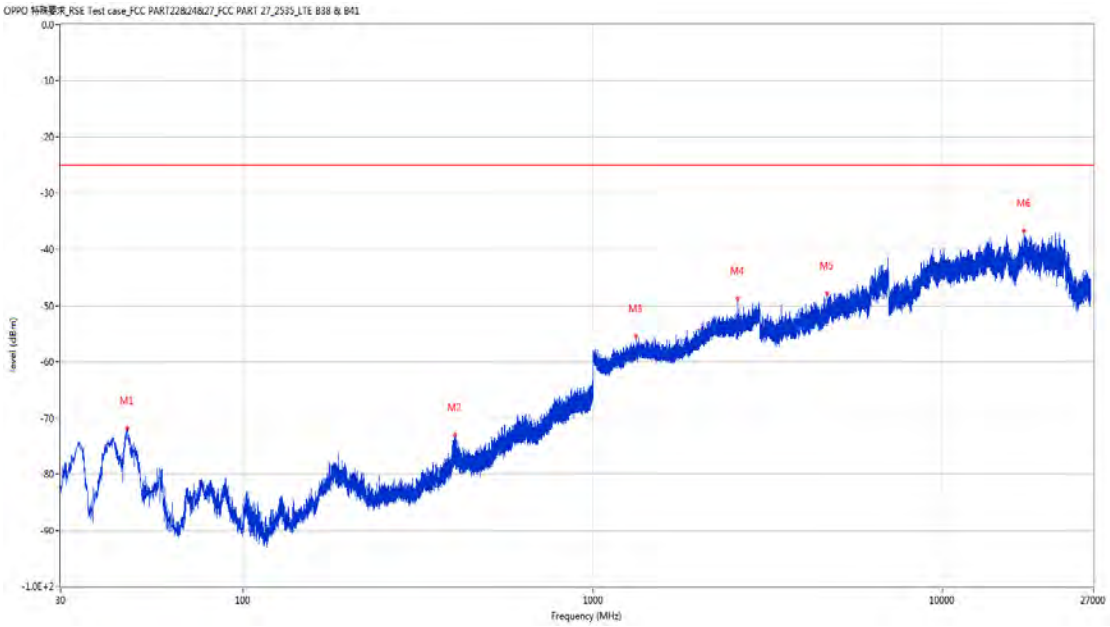

Frequency (MHz)	Result (dBm)	Factor (dB)	PK Limit (dBm)	Over Limit (dB)	Table (o)	ANT	EUT	Verdict
46.441	-71.87	-18.58	-25.0	-46.87	283.00	Vertical	Horizontal	Pass
403.790	-73.12	-8.56	-25.0	-48.12	363.00	Vertical	Horizontal	Pass
1327.300	-55.47	-3.08	-25.0	-30.47	210.00	Vertical	Horizontal	Pass
2589.100	-48.73	2.41	-25.0	-23.73	29.00	Vertical	Horizontal	N/A
4670.800	-47.76	6.93	-25.0	-22.76	23.00	Vertical	Horizontal	Pass
17104.349	-36.76	19.37	-25.0	-11.76	218.00	Vertical	Horizontal	Pass

16.8 CA_38C 20MHz+20MHz, 16-QAM, Low Channel

RSE-H&H PCC 37850 BW20 16-QAM RB1 99 SCC 38048 BW20 16-QAM RB1 0

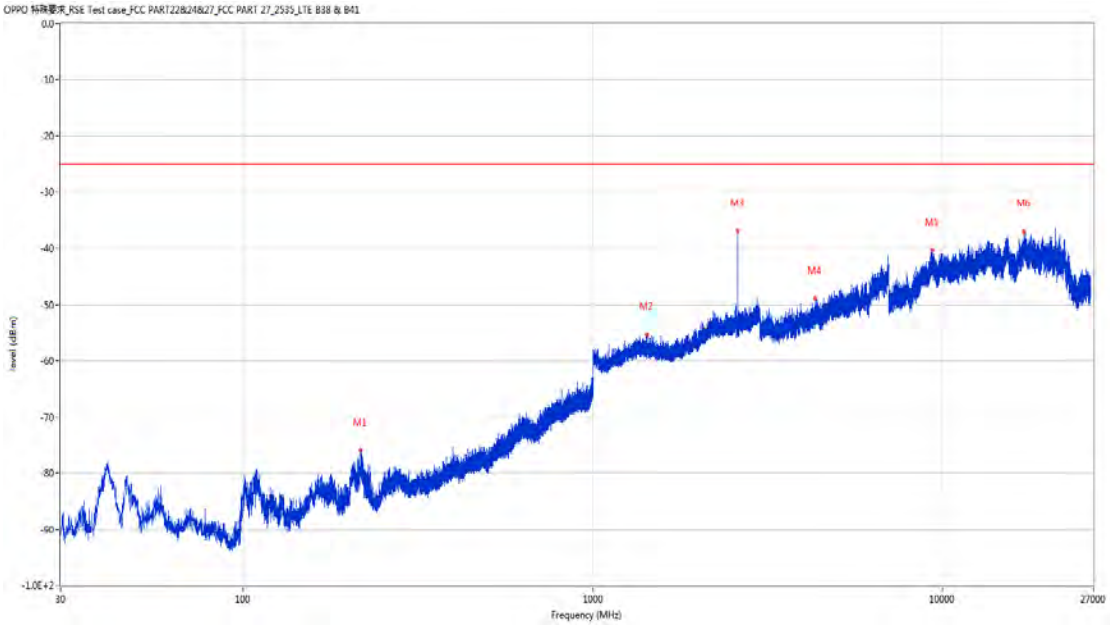

Frequency (MHz)	Result (dBm)	Factor (dB)	PK Limit (dBm)	Over Limit (dB)	Table (o)	ANT	EUT	Verdict
216.725	-75.99	-16.49	-25.0	-50.99	295.00	Horizontal	Horizontal	Pass
1424.500	-55.28	-3.01	-25.0	-30.28	-3.00	Horizontal	Horizontal	Pass
2589.400	-36.85	2.42	-25.0	-11.85	321.00	Horizontal	Horizontal	N/A
4321.600	-48.84	6.52	-25.0	-23.84	204.00	Horizontal	Horizontal	Pass
9348.013	-40.36	17.12	-25.0	-15.36	98.00	Horizontal	Horizontal	Pass
17104.349	-37.00	19.37	-25.0	-12.00	172.00	Horizontal	Horizontal	Pass

RSE-H&V PCC 37850 BW20 16-QAM RB1 99 SCC 38048 BW20 16-QAM RB1 0

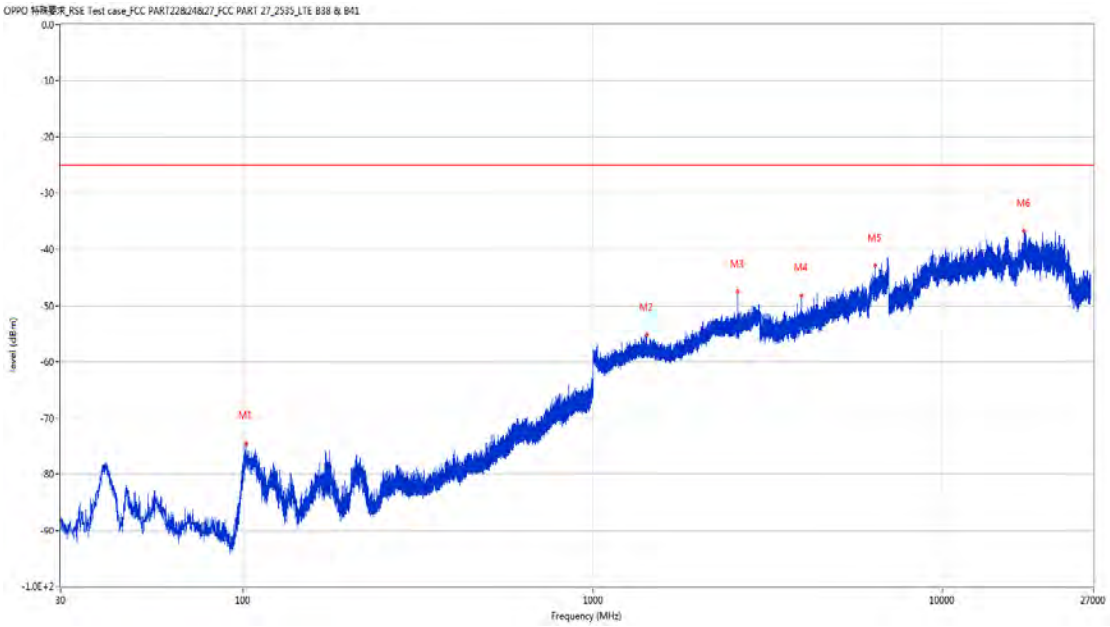

Frequency (MHz)	Result (dBm)	Factor (dB)	PK Limit (dBm)	Over Limit (dB)	Table (o)	ANT	EUT	Verdict
101.489	-74.55	-22.01	-25.0	-49.55	362.00	Horizontal	Vertical	Pass
1421.800	-55.24	-2.95	-25.0	-30.24	361.00	Horizontal	Vertical	Pass
2589.300	-47.57	2.41	-25.0	-22.57	12.00	Horizontal	Vertical	N/A
3939.600	-48.21	5.78	-25.0	-23.21	287.00	Horizontal	Vertical	Pass
6405.600	-42.91	10.87	-25.0	-17.91	0.00	Horizontal	Vertical	Pass
17098.912	-36.63	19.40	-25.0	-11.63	75.00	Horizontal	Vertical	Pass

RSE-V&V PCC 37850 BW20 16-QAM RB1 99 SCC 38048 BW20 16-QAM RB1 0

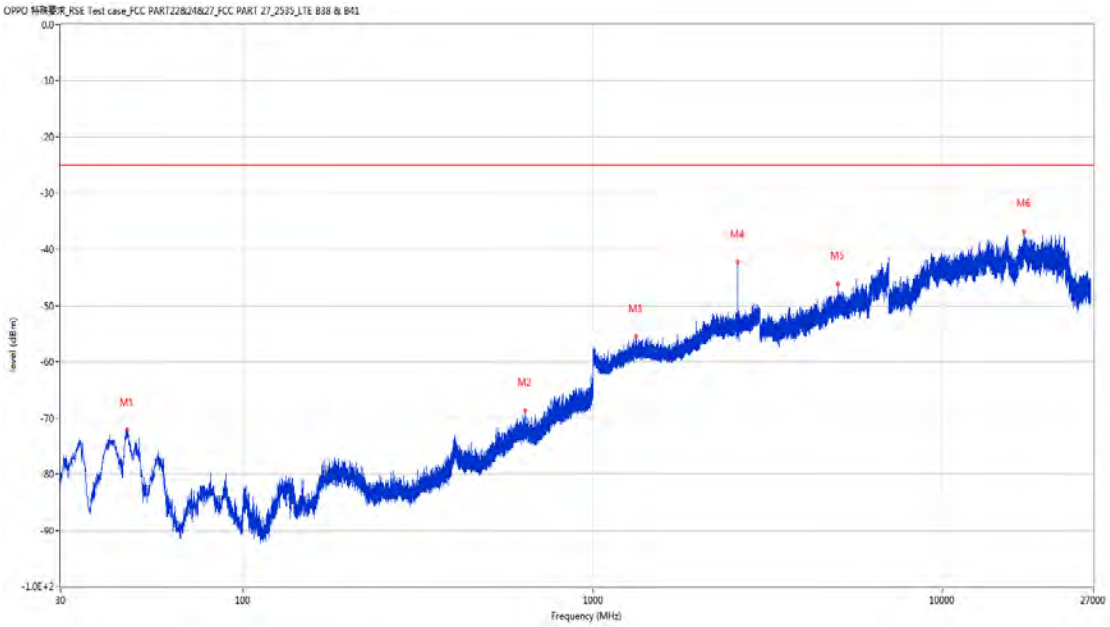

Frequency (MHz)	Result (dBm)	Factor (dB)	PK Limit (dBm)	Over Limit (dB)	Table (o)	ANT	EUT	Verdict
46.490	-72.16	-18.55	-25.0	-47.16	329.00	Vertical	Vertical	Pass
638.675	-68.75	-1.17	-25.0	-43.75	233.00	Vertical	Vertical	Pass
1328.500	-55.55	-3.03	-25.0	-30.55	49.00	Vertical	Vertical	Pass
2589.300	-42.33	2.41	-25.0	-17.33	253.00	Vertical	Vertical	N/A
5024.400	-46.17	7.11	-25.0	-21.17	292.00	Vertical	Vertical	Pass
17098.188	-36.77	19.36	-25.0	-11.77	263.00	Vertical	Vertical	Pass

RSE-V&H PCC 37850 BW20 16-QAM RB1 99 SCC 38048 BW20 16-QAM RB1 0

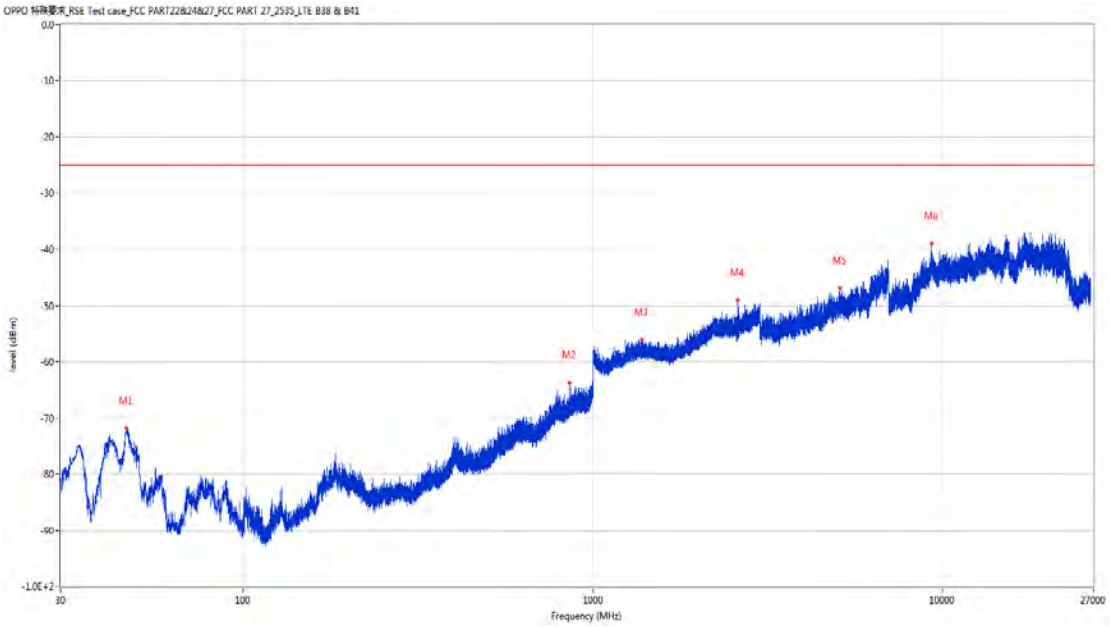

Frequency (MHz)	Result (dBm)	Factor (dB)	PK Limit (dBm)	Over Limit (dB)	Table (o)	ANT	EUT	Verdict
46.393	-71.93	-18.61	-25.0	-46.93	306.00	Vertical	Horizontal	Pass
857.604	-63.81	3.24	-25.0	-38.81	361.00	Vertical	Horizontal	Pass
1382.100	-56.06	-2.88	-25.0	-31.06	276.00	Vertical	Horizontal	Pass
2589.200	-48.96	2.41	-25.0	-23.96	-3.00	Vertical	Horizontal	N/A
5082.400	-46.95	7.86	-25.0	-21.95	44.00	Vertical	Horizontal	Pass
9291.375	-38.95	17.51	-25.0	-13.95	33.00	Vertical	Horizontal	Pass

16.9 CA_38C 20MHz+20MHz, QPSK, Middle Channel

RSE-H&H PCC 37901 BW20 QPSK RB1 99 SCC 38099 BW20 QPSK RB1 0

Frequency (MHz)	Result (dBm)	Factor (dB)	PK Limit (dBm)	Over Limit (dB)	Table (o)	ANT	EUT	Verdict
215.270	-74.44	-16.60	-25.0	-49.44	272.00	Horizontal	Horizontal	Pass
1949.800	-53.53	-1.61	-25.0	-28.53	309.00	Horizontal	Horizontal	Pass
2596.400	-39.59	2.45	-25.0	-14.59	309.00	Horizontal	Horizontal	N/A
4977.200	-46.93	7.55	-25.0	-21.93	361.00	Horizontal	Horizontal	Pass
9446.338	-40.45	17.20	-25.0	-15.45	73.00	Horizontal	Horizontal	Pass
17102.537	-36.73	19.41	-25.0	-11.73	291.00	Horizontal	Horizontal	Pass

RSE-H&V PCC 37901 BW20 QPSK RB1 99 SCC 38099 BW20 QPSK RB1 0

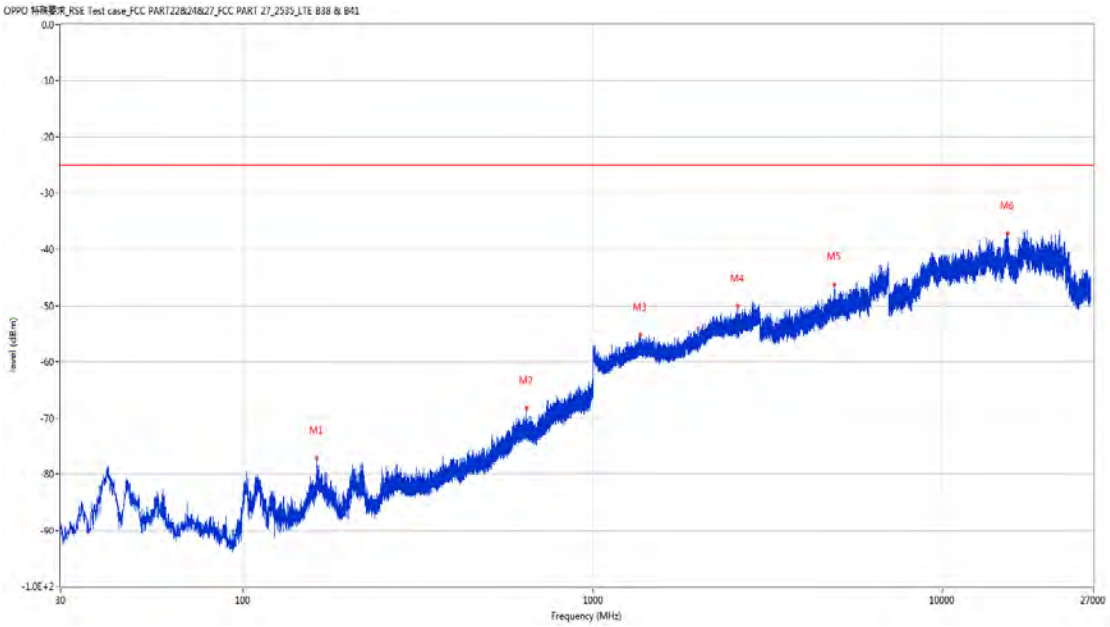

Frequency (MHz)	Result (dBm)	Factor (dB)	PK Limit (dBm)	Over Limit (dB)	Table (o)	ANT	EUT	Verdict
162.114	-77.18	-14.98	-25.0	-52.18	83.00	Horizontal	Vertical	Pass
646.532	-68.24	-0.99	-25.0	-43.24	26.00	Horizontal	Vertical	Pass
1368.500	-55.16	-2.85	-25.0	-30.16	0.00	Horizontal	Vertical	Pass
2596.100	-50.13	2.44	-25.0	-25.13	164.00	Horizontal	Vertical	N/A
4902.400	-46.26	7.87	-25.0	-21.26	180.00	Horizontal	Vertical	Pass
15316.862	-37.13	17.90	-25.0	-12.13	19.00	Horizontal	Vertical	Pass

RSE-V&V PCC 37901 BW20 QPSK RB1 99 SCC 38099 BW20 QPSK RB1 0

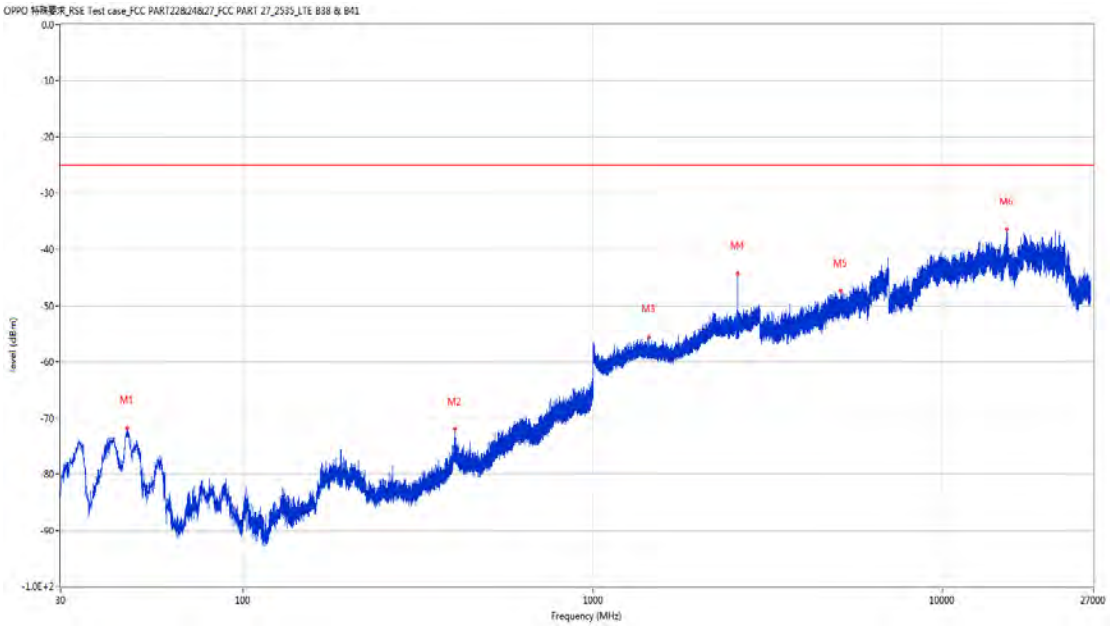

Frequency (MHz)	Result (dBm)	Factor (dB)	PK Limit (dBm)	Over Limit (dB)	Table (o)	ANT	EUT	Verdict
46.538	-71.82	-18.52	-25.0	-46.82	333.00	Vertical	Vertical	Pass
403.014	-72.04	-8.60	-25.0	-47.04	361.00	Vertical	Vertical	Pass
1444.200	-55.58	-3.09	-25.0	-30.58	107.00	Vertical	Vertical	Pass
2596.500	-44.19	2.45	-25.0	-19.19	338.00	Vertical	Vertical	N/A
5122.800	-47.43	8.32	-25.0	-22.43	361.00	Vertical	Vertical	Pass
15237.838	-36.43	17.93	-25.0	-11.43	233.00	Vertical	Vertical	Pass

RSE-V&H PCC 37901 BW20 QPSK RB1 99 SCC 38099 BW20 QPSK RB1 0

Frequency (MHz)	Result (dBm)	Factor (dB)	PK Limit (dBm)	Over Limit (dB)	Table (o)	ANT	EUT	Verdict
46.587	-71.88	-18.49	-25.0	-46.88	331.00	Vertical	Horizontal	Pass
805.515	-67.27	2.54	-25.0	-42.27	140.00	Vertical	Horizontal	Pass
2596.400	-48.56	2.45	-25.0	-23.56	22.00	Vertical	Horizontal	N/A
3975.000	-49.20	5.47	-25.0	-24.20	357.00	Vertical	Horizontal	Pass
9293.388	-39.51	17.56	-25.0	-14.51	104.00	Vertical	Horizontal	Pass
17096.375	-36.98	19.25	-25.0	-11.98	129.00	Vertical	Horizontal	Pass

16.10 CA_38C 20MHz+20MHz, 16-QAM, Middle Channel

RSE-H&H PCC 37901 BW20 16-QAM RB1 99 SCC 38099 BW20 16-QAM RB1 0

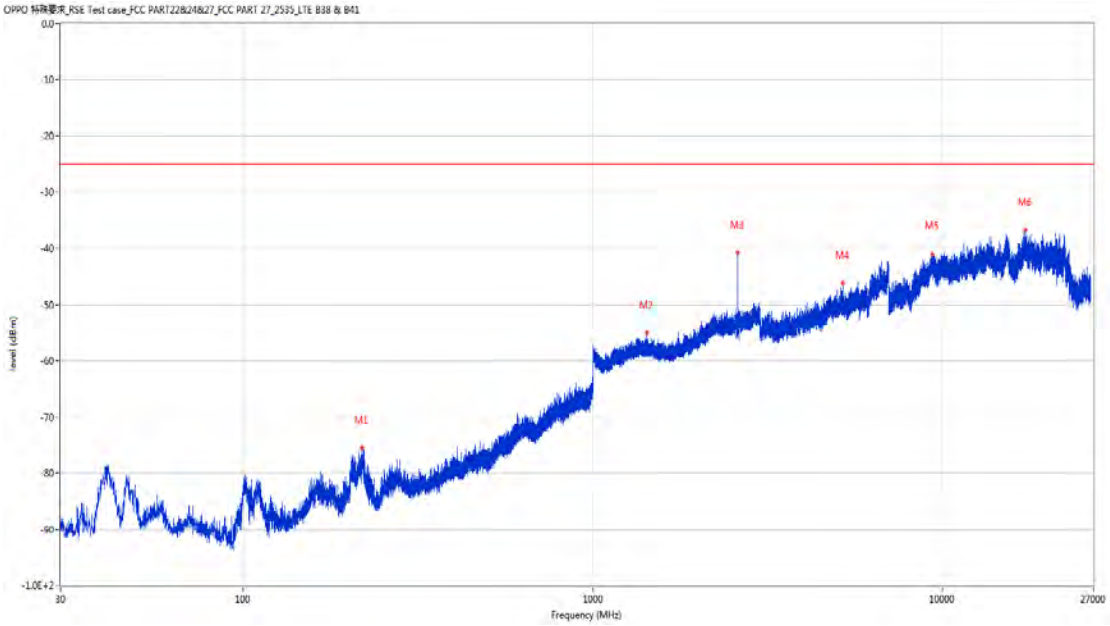

Frequency (MHz)	Result (dBm)	Factor (dB)	PK Limit (dBm)	Over Limit (dB)	Table (o)	ANT	EUT	Verdict
218.083	-75.49	-16.31	-25.0	-50.49	251.00	Horizontal	Horizontal	Pass
1422.400	-55.05	-2.95	-25.0	-30.05	159.00	Horizontal	Horizontal	Pass
2596.500	-40.82	2.45	-25.0	-15.82	301.00	Horizontal	Horizontal	N/A
5178.600	-46.13	8.01	-25.0	-21.13	285.00	Horizontal	Horizontal	Pass
9339.388	-41.09	17.16	-25.0	-16.09	340.00	Horizontal	Horizontal	Pass
17235.212	-36.72	18.00	-25.0	-11.72	363.00	Horizontal	Horizontal	Pass

RSE-H&V PCC 37901 BW20 16-QAM RB1 99 SCC 38099 BW20 16-QAM RB1 0

Frequency (MHz)	Result (dBm)	Factor (dB)	PK Limit (dBm)	Over Limit (dB)	Table (o)	ANT	EUT	Verdict
214.639	-76.99	-16.63	-25.0	-51.99	94.00	Horizontal	Vertical	Pass
1846.000	-54.44	-2.24	-25.0	-29.44	283.00	Horizontal	Vertical	Pass
2596.600	-49.61	2.45	-25.0	-24.61	132.00	Horizontal	Vertical	N/A
3951.800	-49.38	6.47	-25.0	-24.38	361.00	Horizontal	Vertical	Pass
9317.250	-40.04	17.69	-25.0	-15.04	310.00	Horizontal	Vertical	Pass
17110.150	-37.04	19.24	-25.0	-12.04	212.00	Horizontal	Vertical	Pass

RSE-V&V PCC 37901 BW20 16-QAM RB1 99 SCC 38099 BW20 16-QAM RB1 0

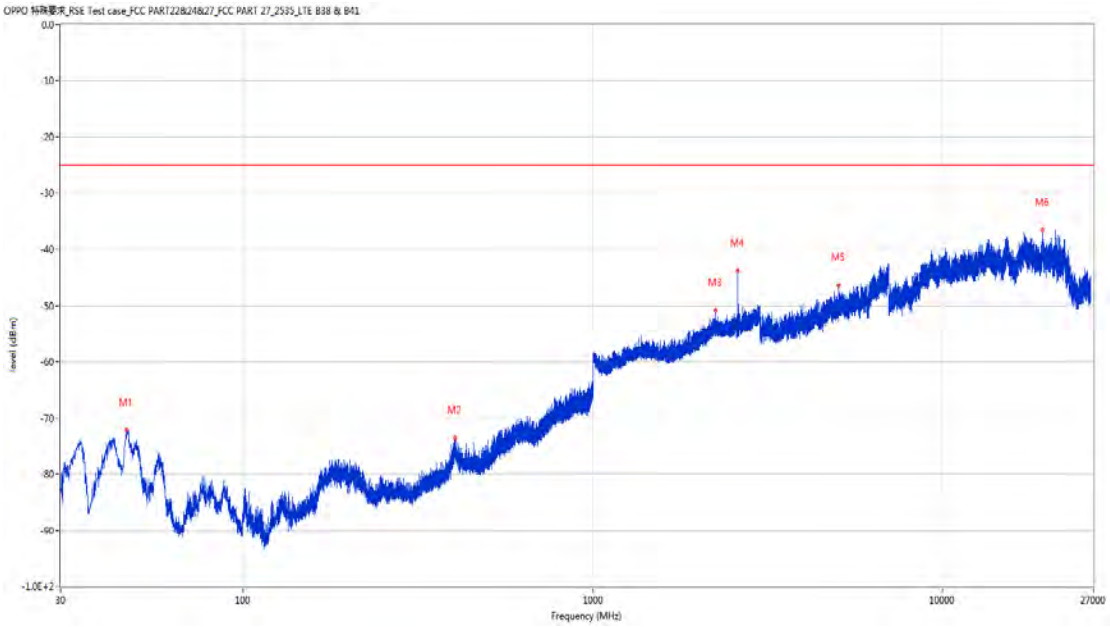

Frequency (MHz)	Result (dBm)	Factor (dB)	PK Limit (dBm)	Over Limit (dB)	Table (o)	ANT	EUT	Verdict
46.393	-72.23	-18.61	-25.0	-47.23	349.00	Vertical	Vertical	Pass
401.946	-73.56	-8.64	-25.0	-48.56	363.00	Vertical	Vertical	Pass
2240.200	-50.89	1.39	-25.0	-25.89	339.00	Vertical	Vertical	Pass
2596.500	-43.74	2.45	-25.0	-18.74	312.00	Vertical	Vertical	N/A
5035.400	-46.41	7.19	-25.0	-21.41	237.00	Vertical	Vertical	Pass
19293.850	-36.52	24.04	-25.0	-11.52	244.00	Vertical	Vertical	Pass

RSE-V&H PCC 37901 BW20 16-QAM RB1 99 SCC 38099 BW20 16-QAM RB1 0

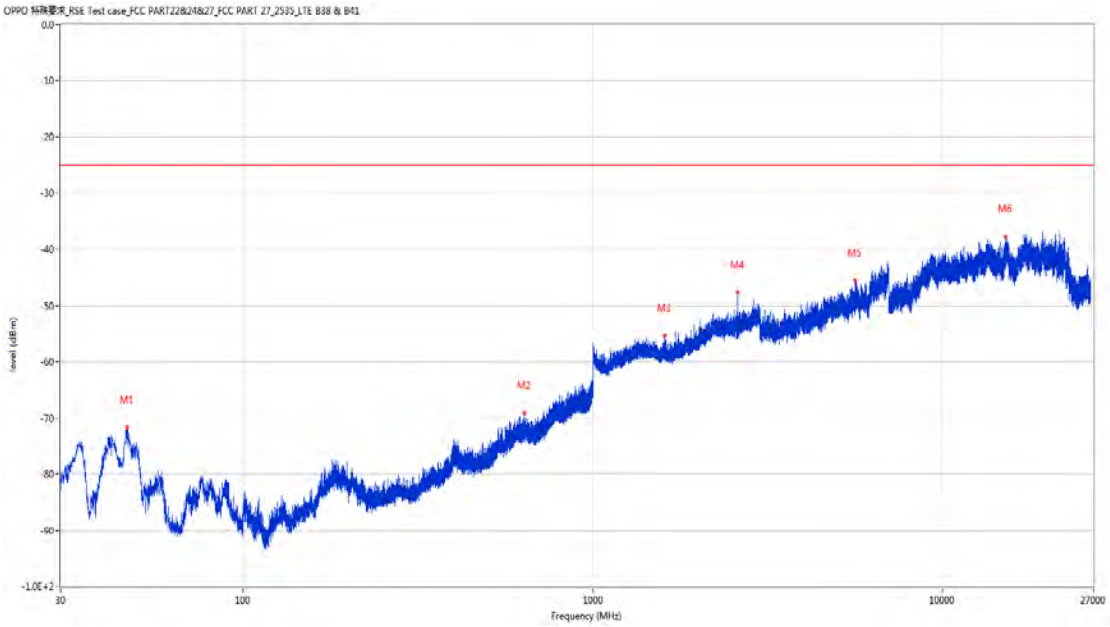

Frequency (MHz)	Result (dBm)	Factor (dB)	PK Limit (dBm)	Over Limit (dB)	Table (o)	ANT	EUT	Verdict
46.441	-71.71	-18.58	-25.0	-46.71	273.00	Vertical	Horizontal	Pass
637.559	-69.17	-1.20	-25.0	-44.17	3.00	Vertical	Horizontal	Pass
1601.000	-55.35	-3.52	-25.0	-30.35	151.00	Vertical	Horizontal	Pass
2596.500	-47.63	2.45	-25.0	-22.63	3.00	Vertical	Horizontal	N/A
5626.600	-45.61	8.15	-25.0	-20.61	344.00	Vertical	Horizontal	Pass
15113.138	-37.69	17.79	-25.0	-12.69	-1.00	Vertical	Horizontal	Pass

16.11 CA_38C 20MHz+20MHz, QPSK, High Channel

RSE-H&H PCC 37952 BW20 QPSK RB1 99 SCC 38150 BW20 QPSK RB1 0

Frequency (MHz)	Result (dBm)	Factor (dB)	PK Limit (dBm)	Over Limit (dB)	Table (o)	ANT	EUT	Verdict
215.610	-74.66	-16.57	-25.0	-49.66	256.00	Horizontal	Horizontal	Pass
1471.500	-55.46	-3.14	-25.0	-30.46	-3.00	Horizontal	Horizontal	Pass
2601.500	-40.42	2.47	-25.0	-15.42	316.00	Horizontal	Horizontal	Pass
4708.600	-47.72	7.15	-25.0	-22.72	115.00	Horizontal	Horizontal	Pass
9309.487	-40.41	17.70	-25.0	-15.41	123.00	Horizontal	Horizontal	Pass
17060.850	-36.79	18.01	-25.0	-11.79	326.00	Horizontal	Horizontal	Pass

RSE-H&V PCC 37952 BW20 QPSK RB1 99 SCC 38150 BW20 QPSK RB1 0

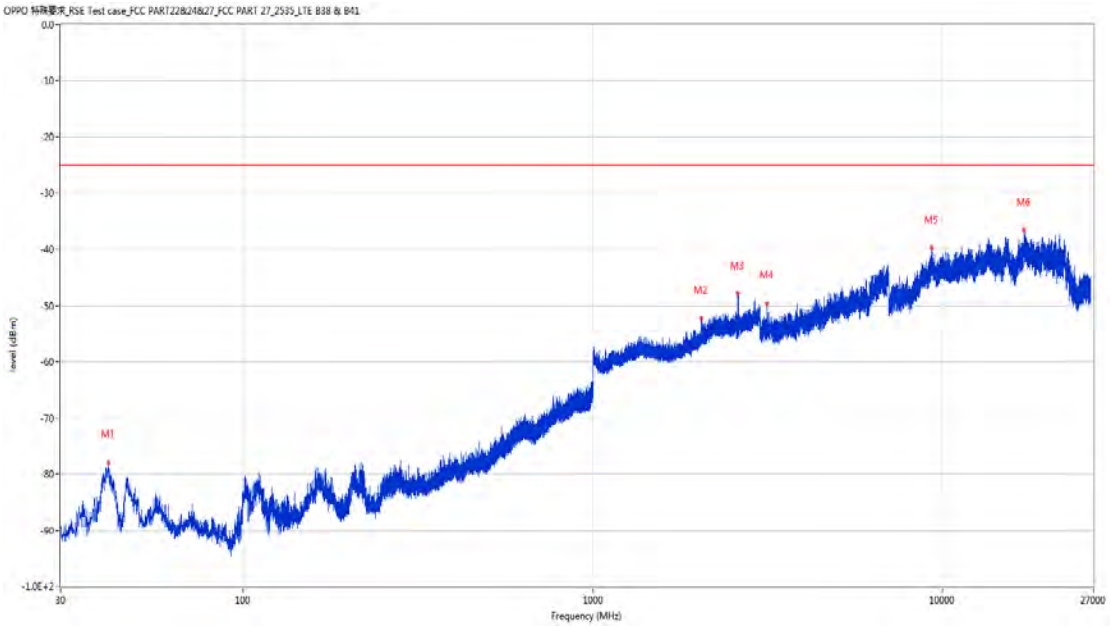

Frequency (MHz)	Result (dBm)	Factor (dB)	PK Limit (dBm)	Over Limit (dB)	Table (o)	ANT	EUT	Verdict
41.058	-77.98	-18.24	-25.0	-52.98	31.00	Horizontal	Vertical	Pass
2042.200	-52.40	-0.77	-25.0	-27.40	39.00	Horizontal	Vertical	Pass
2599.400	-47.83	2.46	-25.0	-22.83	149.00	Horizontal	Vertical	N/A
3151.000	-49.56	3.40	-25.0	-24.56	332.00	Horizontal	Vertical	Pass
9322.424	-39.71	17.62	-25.0	-14.71	95.00	Horizontal	Vertical	Pass
17065.562	-36.58	18.09	-25.0	-11.58	246.00	Horizontal	Vertical	Pass

RSE-V&V PCC 37952 BW20 QPSK RB1 99 SCC 38150 BW20 QPSK RB1 0

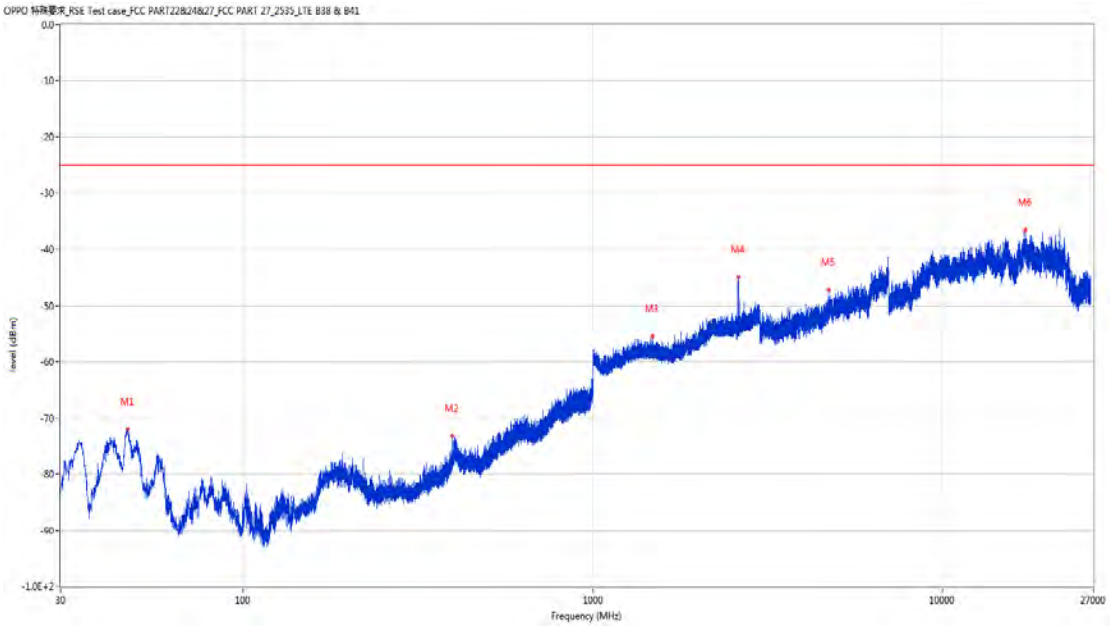

Frequency (MHz)	Result (dBm)	Factor (dB)	PK Limit (dBm)	Over Limit (dB)	Table (o)	ANT	EUT	Verdict
46.830	-72.10	-18.35	-25.0	-47.10	280.00	Vertical	Vertical	Pass
395.932	-73.23	-8.54	-25.0	-48.23	363.00	Vertical	Vertical	Pass
1480.100	-55.53	-3.00	-25.0	-30.53	44.00	Vertical	Vertical	Pass
2601.400	-44.96	2.47	-25.0	-19.96	328.00	Vertical	Vertical	N/A
4726.400	-47.23	7.01	-25.0	-22.23	361.00	Vertical	Vertical	Pass
17223.612	-36.54	18.06	-25.0	-11.54	0.00	Vertical	Vertical	Pass

RSE-V&H PCC 37952 BW20 QPSK RB1 99 SCC 38150 BW20 QPSK RB1 0

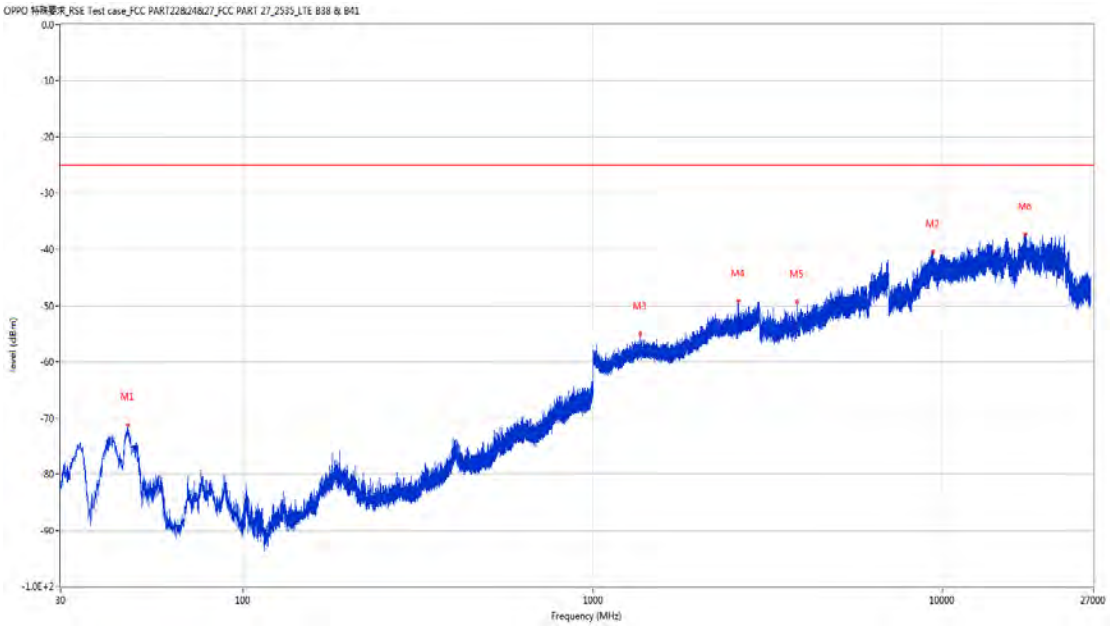

Frequency (MHz)	Result (dBm)	Factor (dB)	PK Limit (dBm)	Over Limit (dB)	Table (o)	ANT	EUT	Verdict
46.781	-71.21	-18.38	-25.0	-46.21	253.00	Vertical	Horizontal	Pass
9376.187	-40.49	17.27	-25.0	-15.49	178.00	Vertical	Horizontal	Pass
1366.800	-55.07	-2.82	-25.0	-30.07	9.00	Vertical	Horizontal	Pass
2599.600	-49.21	2.46	-25.0	-24.21	-1.00	Vertical	Horizontal	N/A
3841.400	-49.38	6.05	-25.0	-24.38	361.00	Vertical	Horizontal	Pass
17226.875	-37.29	18.04	-25.0	-12.29	296.00	Vertical	Horizontal	Pass

16.12 CA_38C 20MHz+20MHz, 16-QAM, High Channel

RSE-H&H PCC 37952 BW20 16-QAM RB1 99 SCC 38150 BW20 16-QAM RB1 0

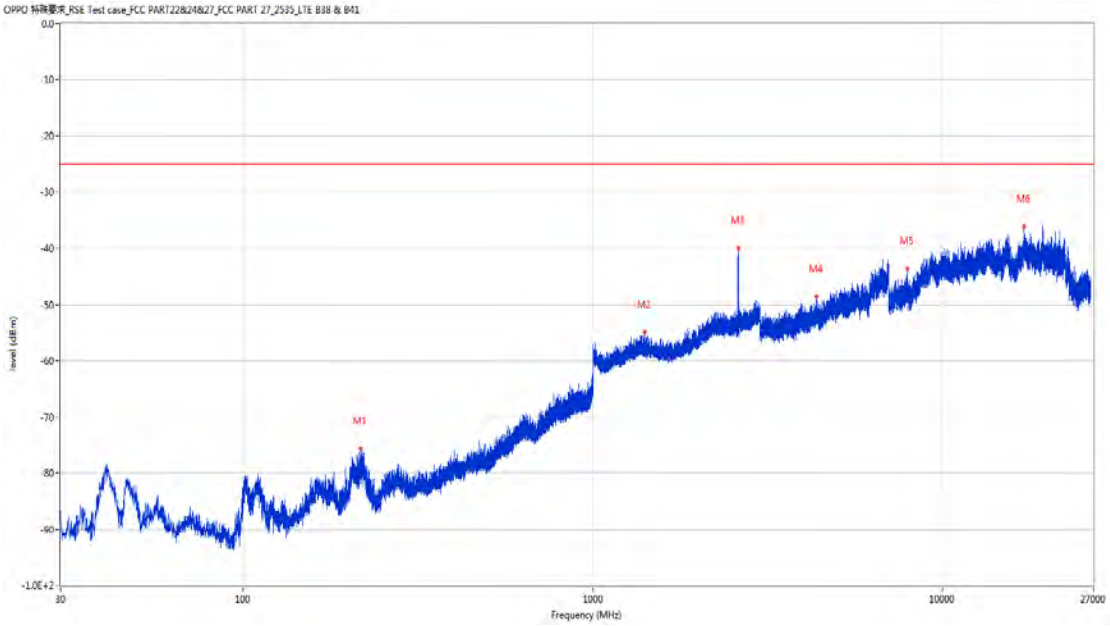

Frequency (MHz)	Result (dBm)	Factor (dB)	PK Limit (dBm)	Over Limit (dB)	Table (o)	ANT	EUT	Verdict
215.900	-75.66	-16.55	-25.0	-50.66	61.00	Horizontal	Horizontal	Pass
1406.200	-54.93	-3.00	-25.0	-29.93	157.00	Horizontal	Horizontal	Pass
2601.600	-40.03	2.47	-25.0	-15.03	308.00	Horizontal	Horizontal	N/A
4351.200	-48.59	6.96	-25.0	-23.59	303.00	Horizontal	Horizontal	Pass
7927.187	-43.56	12.35	-25.0	-18.56	-1.00	Horizontal	Horizontal	Pass
17103.989	-36.15	19.38	-25.0	-11.15	287.00	Horizontal	Horizontal	Pass

RSE-H&V PCC 37952 BW20 16-QAM RB1 99 SCC 38150 BW20 16-QAM RB1 0

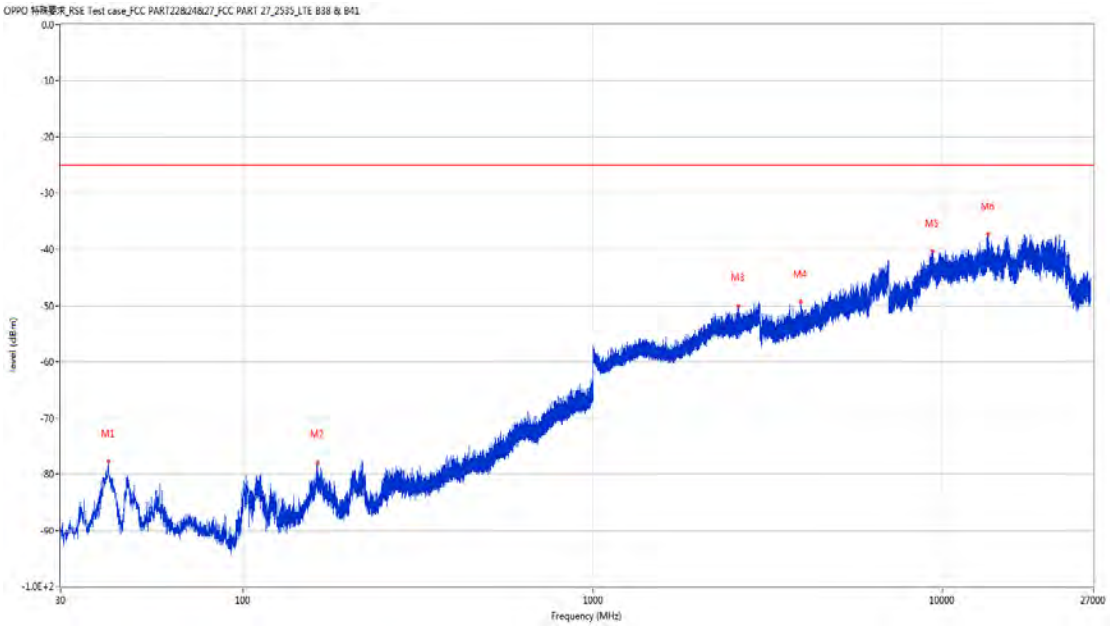

Frequency (MHz)	Result (dBm)	Factor (dB)	PK Limit (dBm)	Over Limit (dB)	Table (o)	ANT	EUT	Verdict
41.106	-77.78	-18.25	-25.0	-52.78	32.00	Horizontal	Vertical	Pass
163.133	-78.01	-14.89	-25.0	-53.01	85.00	Horizontal	Vertical	Pass
2599.500	-50.01	2.46	-25.0	-25.01	155.00	Horizontal	Vertical	N/A
3923.400	-49.26	5.88	-25.0	-24.26	87.00	Horizontal	Vertical	Pass
9331.338	-40.29	17.38	-25.0	-15.29	-1.00	Horizontal	Vertical	Pass
13470.650	-37.35	19.16	-25.0	-12.35	320.00	Horizontal	Vertical	Pass

RSE-V&V PCC 37952 BW20 16-QAM RB1 99 SCC 38150 BW20 16-QAM RB1 0

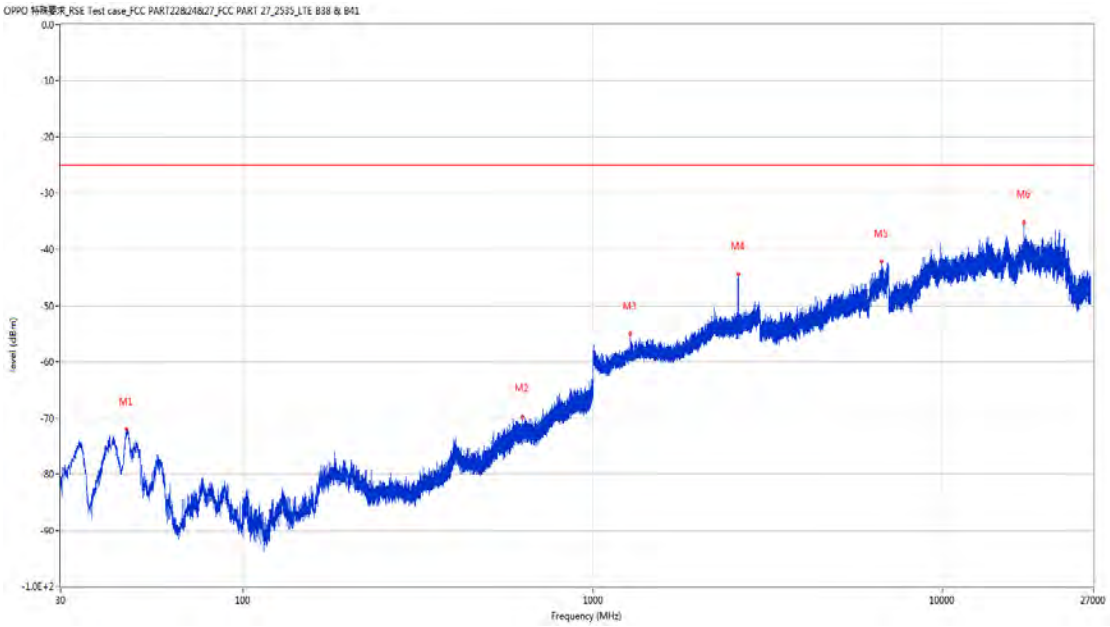

Frequency (MHz)	Result (dBm)	Factor (dB)	PK Limit (dBm)	Over Limit (dB)	Table (o)	ANT	EUT	Verdict
46.296	-72.07	-18.67	-25.0	-47.07	253.00	Vertical	Vertical	Pass
628.393	-69.76	-1.42	-25.0	-44.76	197.00	Vertical	Vertical	Pass
1281.600	-55.10	-3.45	-25.0	-30.10	335.00	Vertical	Vertical	Pass
2601.600	-44.38	2.47	-25.0	-19.38	310.00	Vertical	Vertical	N/A
6684.400	-42.12	12.03	-25.0	-17.12	214.00	Vertical	Vertical	Pass
17101.088	-35.13	19.44	-25.0	-10.13	315.00	Vertical	Vertical	Pass

RSE-V&H PCC 37952 BW20 16-QAM RB1 99 SCC 38150 BW20 16-QAM RB1 0

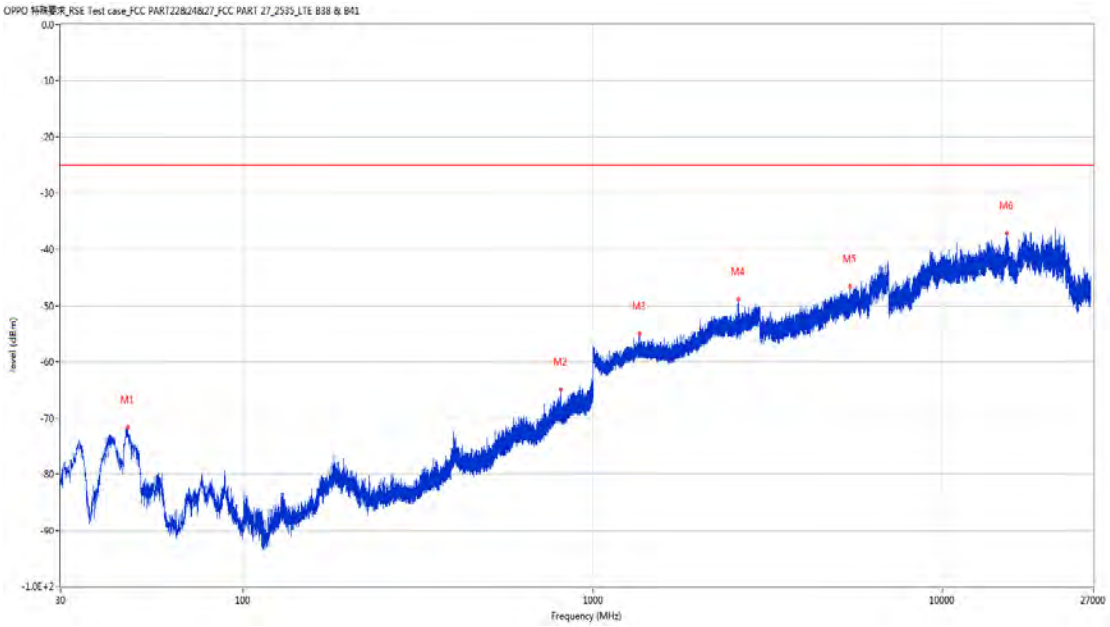

Frequency (MHz)	Result (dBm)	Factor (dB)	PK Limit (dBm)	Over Limit (dB)	Table (o)	ANT	EUT	Verdict
46.636	-71.70	-18.47	-25.0	-46.70	269.00	Vertical	Horizontal	Pass
810.074	-65.03	2.43	-25.0	-40.03	363.00	Vertical	Horizontal	Pass
1361.400	-55.05	-2.90	-25.0	-30.05	310.00	Vertical	Horizontal	Pass
2601.600	-48.94	2.47	-25.0	-23.94	27.00	Vertical	Horizontal	N/A
5435.400	-46.58	8.04	-25.0	-21.58	116.00	Vertical	Horizontal	Pass
15236.025	-37.16	17.94	-25.0	-12.16	224.00	Vertical	Horizontal	Pass

Down Antenna

GSM

17 GSM 850

17.1 GSM 850 Low Channel

RSE-H&H GSM 850 CH128

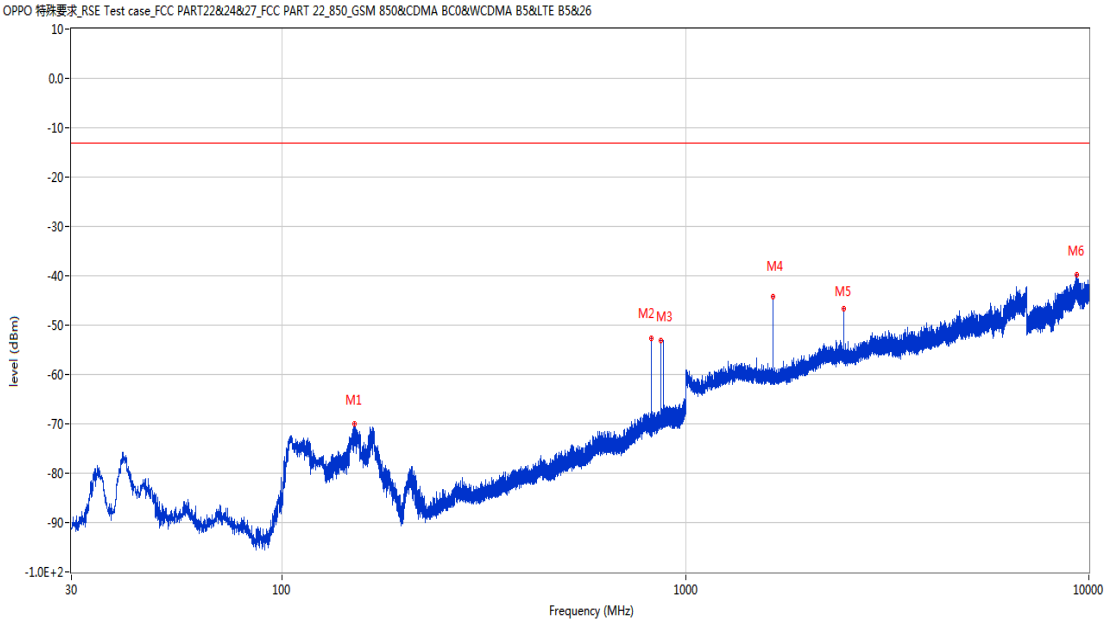

Frequency (MHz)	Result (dBm)	Factor (dB)	PK Limit (dBm)	Over Limit (dB)	Table (o)	ANT	EUT	Verdict
151.250	-69.98	-15.52	-13.0	-56.98	206.00	Horizontal	Horizontal	Pass
824.139	-52.76	1.90	-13.0	-39.76	99.00	Horizontal	Horizontal	N/A
869.147	-53.04	2.49	-13.0	-40.04	183.00	Horizontal	Horizontal	N/A
1648.300	-44.18	-5.81	-13.0	-31.18	289.00	Horizontal	Horizontal	Pass
2472.700	-46.66	-0.60	-13.0	-33.66	65.00	Horizontal	Horizontal	Pass
9327.700	-39.80	17.48	-13.0	-26.80	213.00	Horizontal	Horizontal	Pass

RSE-H&V GSM 850 CH128

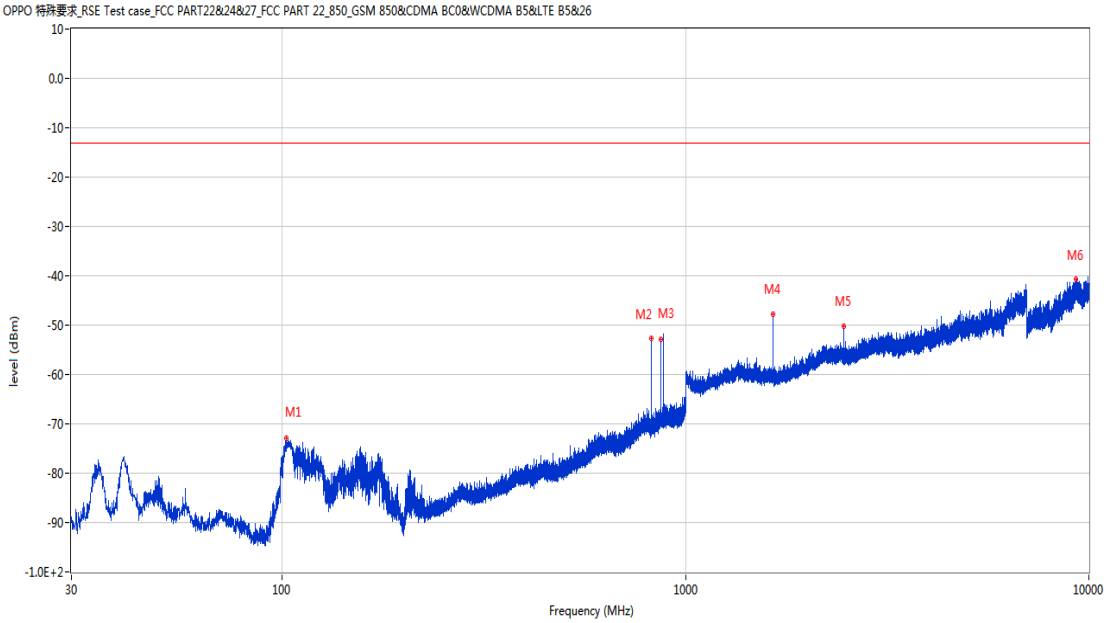

Frequency (MHz)	Result (dBm)	Factor (dB)	PK Limit (dBm)	Over Limit (dB)	Table (o)	ANT	EUT	Verdict
102.265	-72.87	-22.60	-13.0	-59.87	0.00	Horizontal	Vertical	Pass
824.188	-52.72	1.90	-13.0	-39.72	43.00	Horizontal	Vertical	N/A
869.244	-52.87	2.50	-13.0	-39.87	198.00	Horizontal	Vertical	N/A
1648.400	-47.73	-5.82	-13.0	-34.73	270.00	Horizontal	Vertical	Pass
2472.700	-50.17	-0.60	-13.0	-37.17	361.00	Horizontal	Vertical	Pass
9308.500	-40.57	17.70	-13.0	-27.57	361.00	Horizontal	Vertical	Pass

RSE-V&V GSM 850 CH128

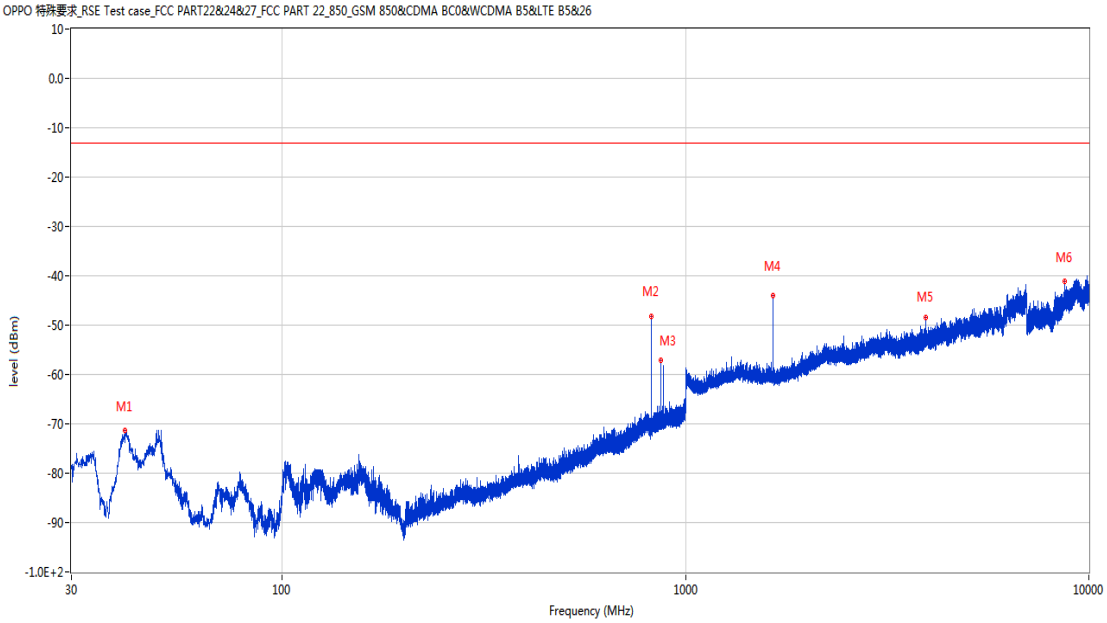

Frequency (MHz)	Result (dBm)	Factor (dB)	PK Limit (dBm)	Over Limit (dB)	Table (o)	ANT	EUT	Verdict
40.670	-71.39	-18.79	-13.0	-58.39	72.00	Vertical	Vertical	Pass
824.188	-48.22	1.90	-13.0	-35.22	128.00	Vertical	Vertical	Pass
869.196	-57.09	2.50	-13.0	-44.09	128.00	Vertical	Vertical	Pass
1648.200	-44.01	-5.81	-13.0	-31.01	171.00	Vertical	Vertical	Pass
3934.200	-48.55	5.64	-13.0	-35.55	152.00	Vertical	Vertical	Pass
8693.950	-41.18	14.56	-13.0	-28.18	361.00	Vertical	Vertical	Pass

RSE-V&H GSM 850 CH128

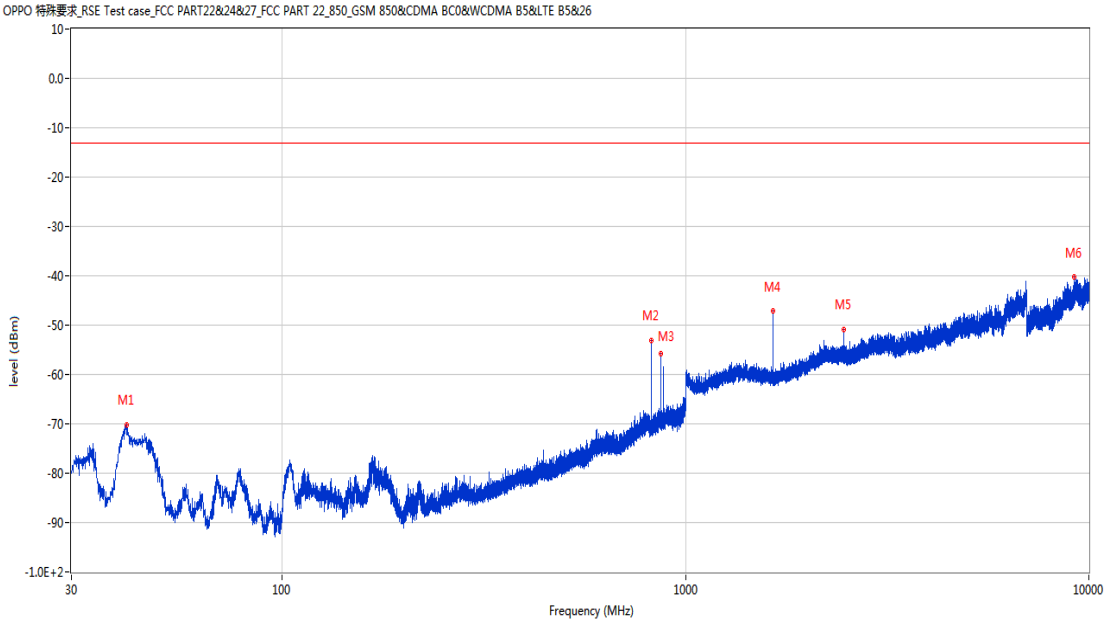

Frequency (MHz)	Result (dBm)	Factor (dB)	PK Limit (dBm)	Over Limit (dB)	Table (o)	ANT	EUT	Verdict
41.058	-70.18	-18.53	-13.0	-57.18	346.00	Vertical	Horizontal	Pass
824.236	-53.07	1.90	-13.0	-40.07	49.00	Vertical	Horizontal	N/A
869.196	-55.74	2.50	-13.0	-42.74	201.00	Vertical	Horizontal	N/A
1648.400	-47.18	-5.82	-13.0	-34.18	71.00	Vertical	Horizontal	Pass
2472.500	-50.89	-0.62	-13.0	-37.89	318.00	Vertical	Horizontal	Pass
9174.700	-40.11	16.04	-13.0	-27.11	359.00	Vertical	Horizontal	Pass

17.2 GSM 850 Middle Channel

RSE-H&H GSM 850 CH190

Frequency (MHz)	Result (dBm)	Factor (dB)	PK Limit (dBm)	Over Limit (dB)	Table (o)	ANT	EUT	Verdict
103.235	-72.36	-22.57	-13.0	-59.36	360.00	Horizontal	Horizontal	Pass
836.555	-32.69	2.24	-13.0	-19.69	183.00	Horizontal	Horizontal	N/A
881.563	-50.59	2.63	-13.0	-37.59	360.00	Horizontal	Horizontal	N/A
1673.300	-35.89	-5.61	-13.0	-22.89	256.00	Horizontal	Horizontal	Pass
2509.500	-49.08	-0.74	-13.0	-36.08	184.00	Horizontal	Horizontal	Pass
6285.600	-43.30	11.42	-13.0	-30.30	62.00	Horizontal	Horizontal	Pass

RSE-H&V GSM 850 CH190

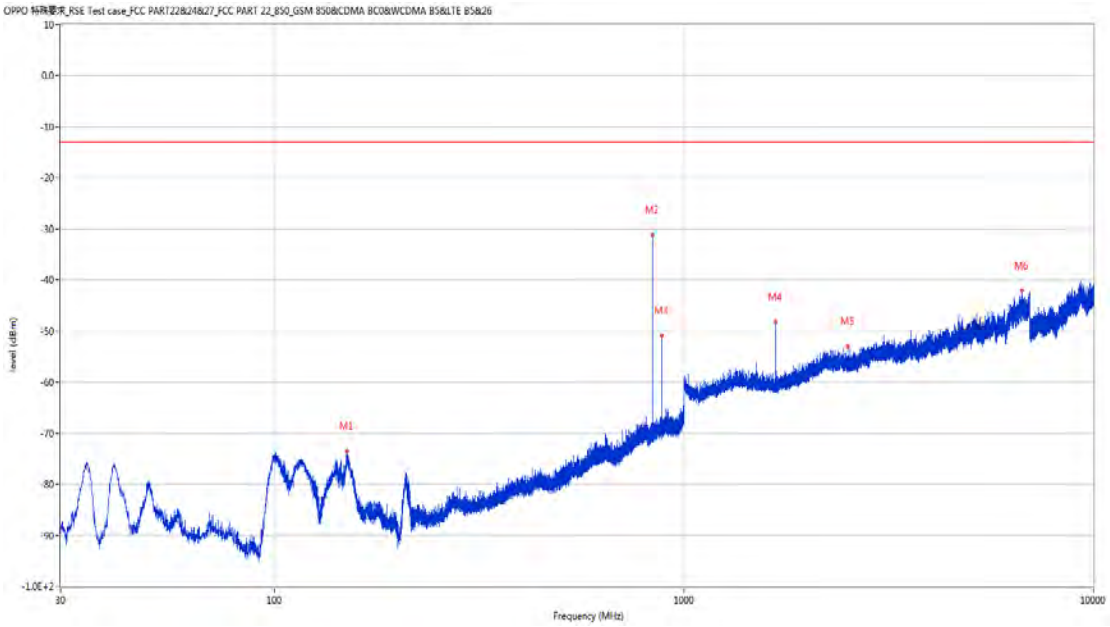

Frequency (MHz)	Result (dBm)	Factor (dB)	PK Limit (dBm)	Over Limit (dB)	Table (o)	ANT	EUT	Verdict
150.329	-73.51	-15.59	-13.0	-60.51	217.00	Horizontal	Vertical	Pass
836.555	-31.23	2.24	-13.0	-18.23	46.00	Horizontal	Vertical	N/A
881.563	-50.88	2.63	-13.0	-37.88	354.00	Horizontal	Vertical	N/A
1673.000	-48.30	-5.61	-13.0	-35.30	183.00	Horizontal	Vertical	Pass
2509.800	-53.05	-0.73	-13.0	-40.05	307.00	Horizontal	Vertical	Pass
6678.600	-42.18	12.06	-13.0	-29.18	262.00	Horizontal	Vertical	Pass

RSE-V&V GSM 850 CH190

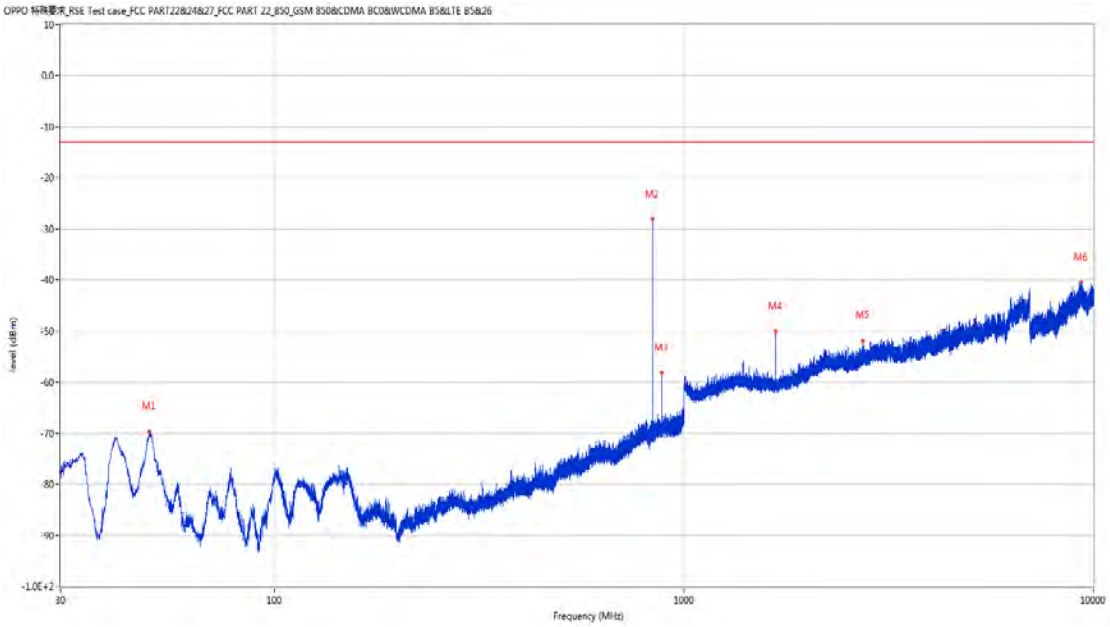

Frequency (MHz)	Result (dBm)	Factor (dB)	PK Limit (dBm)	Over Limit (dB)	Table (o)	ANT	EUT	Verdict
49.400	-69.65	-17.72	-13.0	-56.65	251.00	Vertical	Vertical	Pass
836.604	-28.03	2.25	-13.0	-15.03	212.00	Vertical	Vertical	N/A
881.612	-58.12	2.63	-13.0	-45.12	118.00	Vertical	Vertical	N/A
1673.300	-50.08	-5.61	-13.0	-37.08	175.00	Vertical	Vertical	Pass
2730.100	-51.81	0.89	-13.0	-38.81	99.00	Vertical	Vertical	Pass
9325.300	-40.51	17.54	-13.0	-27.51	7.00	Vertical	Vertical	Pass

RSE-V&H GSM 850 CH190

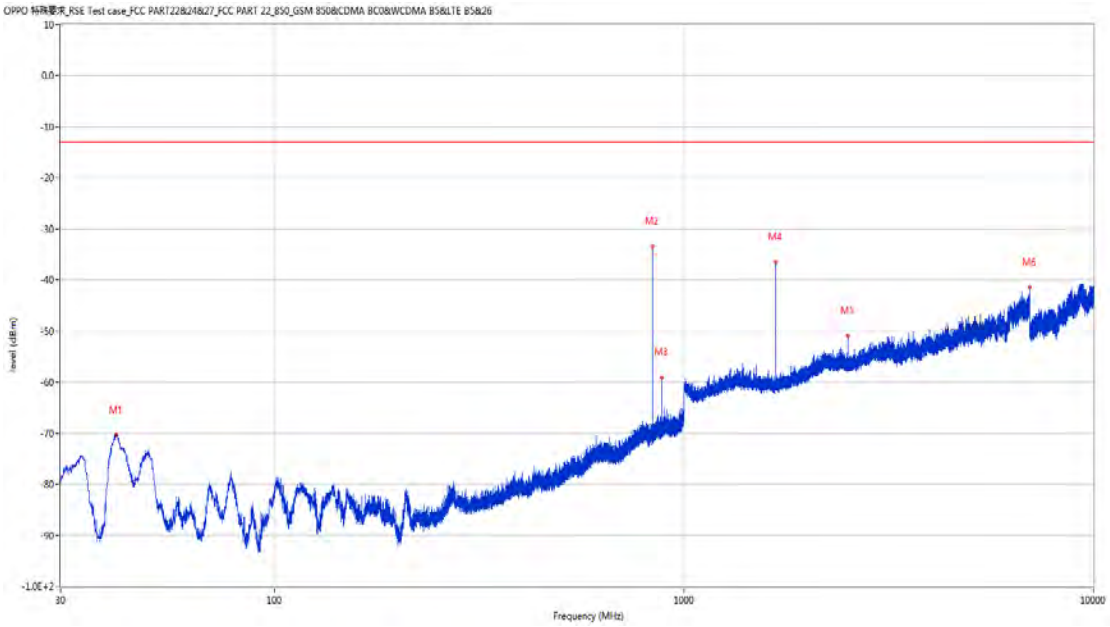

Frequency (MHz)	Result (dBm)	Factor (dB)	PK Limit (dBm)	Over Limit (dB)	Table (o)	ANT	EUT	Verdict
41.010	-70.43	-18.52	-13.0	-57.43	355.00	Vertical	Horizontal	Pass
836.555	-33.49	2.24	-13.0	-20.49	189.00	Vertical	Horizontal	N/A
881.563	-59.06	2.63	-13.0	-46.06	127.00	Vertical	Horizontal	N/A
1673.100	-36.45	-5.61	-13.0	-23.45	248.00	Vertical	Horizontal	Pass
2509.500	-50.95	-0.74	-13.0	-37.95	106.00	Vertical	Horizontal	Pass
6988.600	-41.48	13.65	-13.0	-28.48	20.00	Vertical	Horizontal	Pass

17.3 GSM 850 High Channel

RSE-H&H GSM 850 CH251

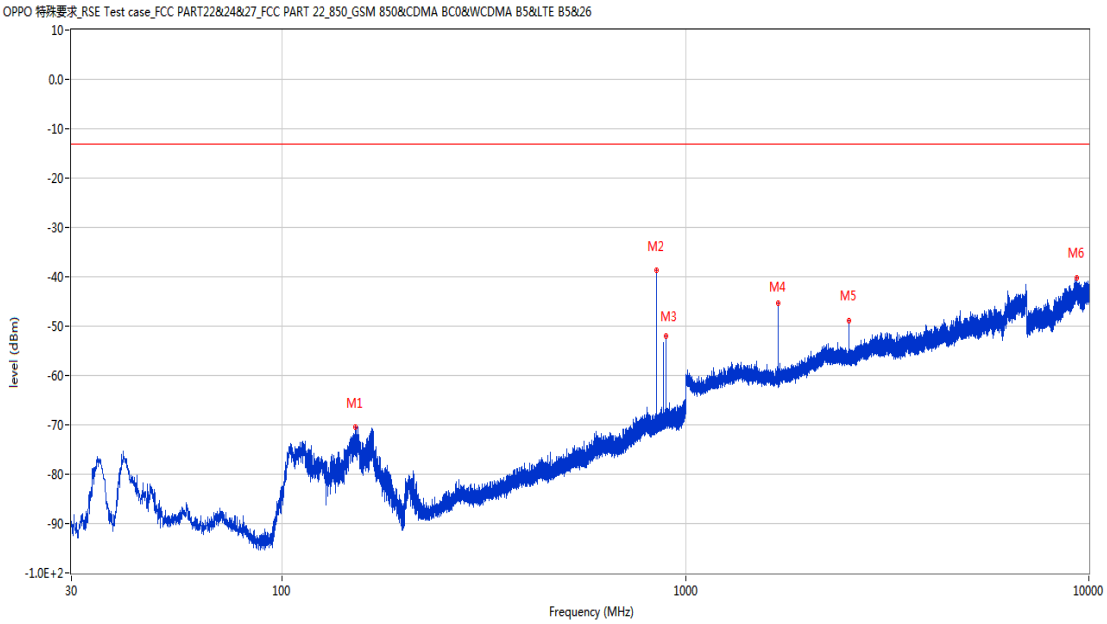

Frequency (MHz)	Result (dBm)	Factor (dB)	PK Limit (dBm)	Over Limit (dB)	Table (o)	ANT	EUT	Verdict
151.832	-70.51	-15.49	-13.0	-57.51	248.00	Horizontal	Horizontal	Pass
848.825	-38.67	2.45	-13.0	-25.67	92.00	Horizontal	Horizontal	N/A
893.785	-51.92	3.29	-13.0	-38.92	197.00	Horizontal	Horizontal	N/A
1697.600	-45.25	-5.44	-13.0	-32.25	24.00	Horizontal	Horizontal	Pass
2546.600	-48.95	-0.50	-13.0	-35.95	65.00	Horizontal	Horizontal	Pass
9334.150	-40.31	17.30	-13.0	-27.31	315.00	Horizontal	Horizontal	Pass

RSE-H&V GSM 850 CH251

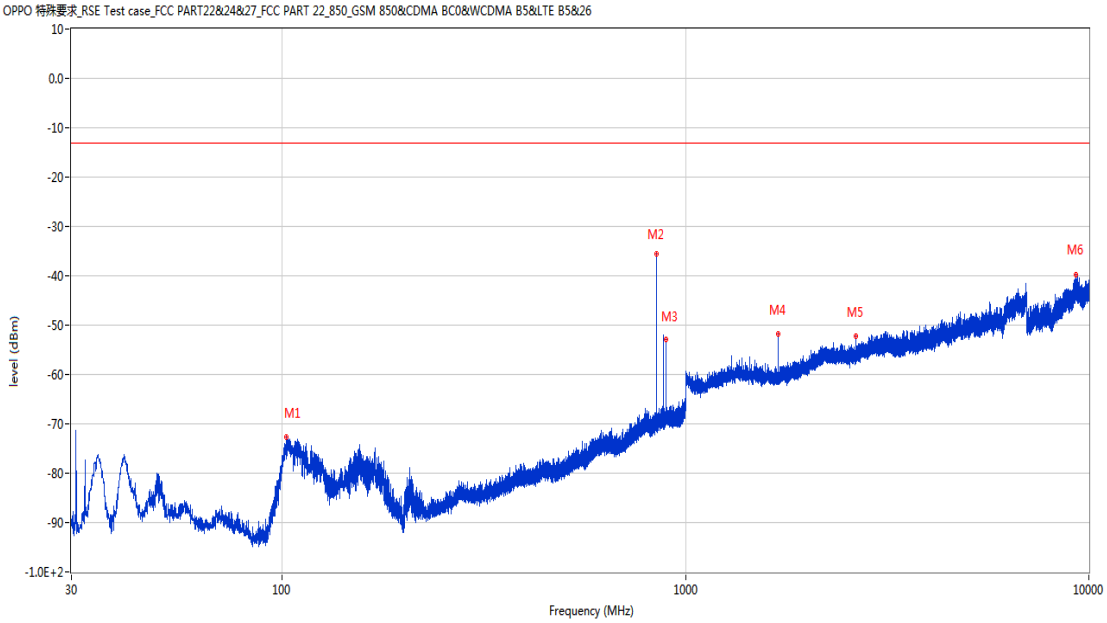

Frequency (MHz)	Result (dBm)	Factor (dB)	PK Limit (dBm)	Over Limit (dB)	Table (o)	ANT	EUT	Verdict
102.265	-72.63	-22.60	-13.0	-59.63	-1.00	Horizontal	Vertical	Pass
848.874	-35.53	2.45	-13.0	-22.53	151.00	Horizontal	Vertical	N/A
893.882	-52.94	3.29	-13.0	-39.94	360.00	Horizontal	Vertical	N/A
1697.400	-51.78	-5.42	-13.0	-38.78	353.00	Horizontal	Vertical	Pass
2639.400	-52.30	-0.00	-13.0	-39.30	89.00	Horizontal	Vertical	Pass
9283.599	-39.77	17.34	-13.0	-26.77	309.00	Horizontal	Vertical	Pass

RSE-V&V GSM 850 CH251

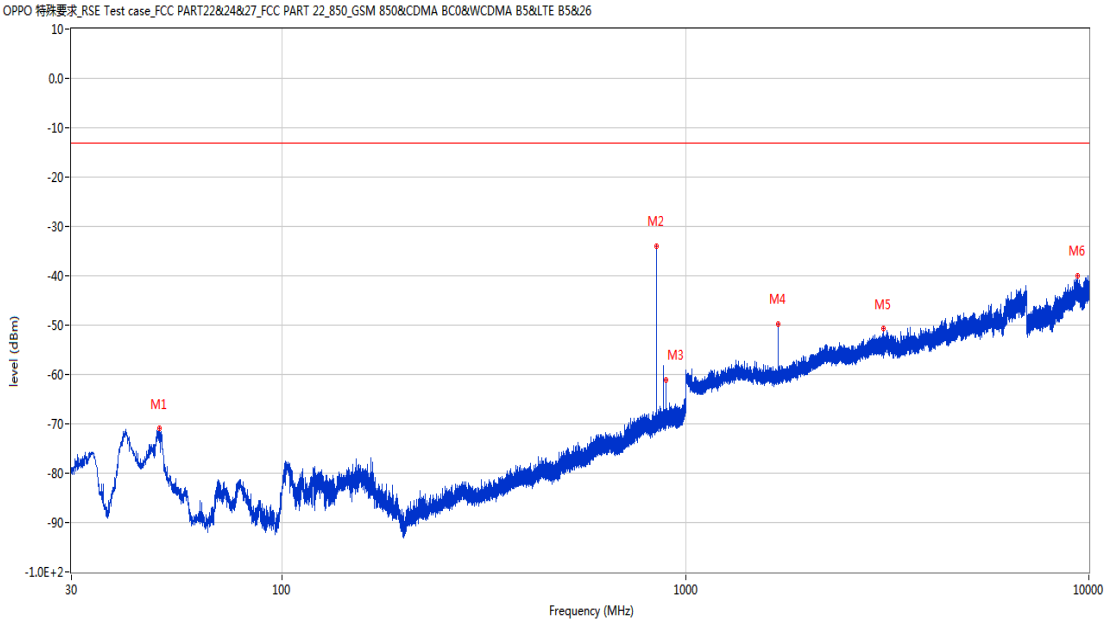

Frequency (MHz)	Result (dBm)	Factor (dB)	PK Limit (dBm)	Over Limit (dB)	Table (o)	ANT	EUT	Verdict
49.545	-70.97	-17.69	-13.0	-57.97	256.00	Vertical	Vertical	Pass
848.874	-33.90	2.45	-13.0	-20.90	354.00	Vertical	Vertical	N/A
893.833	-61.19	3.29	-13.0	-48.19	-3.00	Vertical	Vertical	N/A
1697.400	-49.79	-5.42	-13.0	-36.79	236.00	Vertical	Vertical	Pass
3087.800	-50.64	2.97	-13.0	-37.64	173.00	Vertical	Vertical	Pass
9371.950	-39.90	17.22	-13.0	-26.90	343.00	Vertical	Vertical	Pass

RSE-V&H GSM 850 CH251

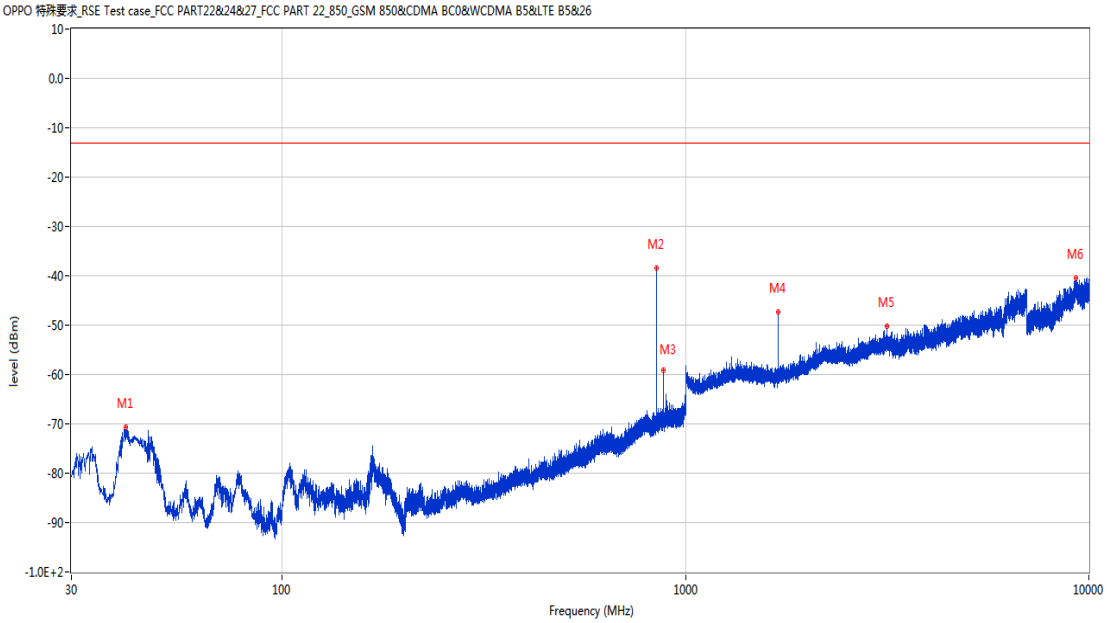

Frequency (MHz)	Result (dBm)	Factor (dB)	PK Limit (dBm)	Over Limit (dB)	Table (o)	ANT	EUT	Verdict
40.961	-70.59	-18.55	-13.0	-57.59	360.00	Vertical	Horizontal	Pass
848.729	-38.52	2.44	-13.0	-25.52	50.00	Vertical	Horizontal	N/A
881.612	-59.21	2.63	-13.0	-46.21	190.00	Vertical	Horizontal	N/A
1697.400	-47.40	-5.42	-13.0	-34.40	98.00	Vertical	Horizontal	Pass
3157.800	-50.30	3.83	-13.0	-37.30	212.00	Vertical	Horizontal	Pass
9309.700	-40.55	17.70	-13.0	-27.55	200.00	Vertical	Horizontal	Pass

18 GSM 1900

18.1 GSM 1900 Low Channel

RSE-H&H GSM 1900 CH512

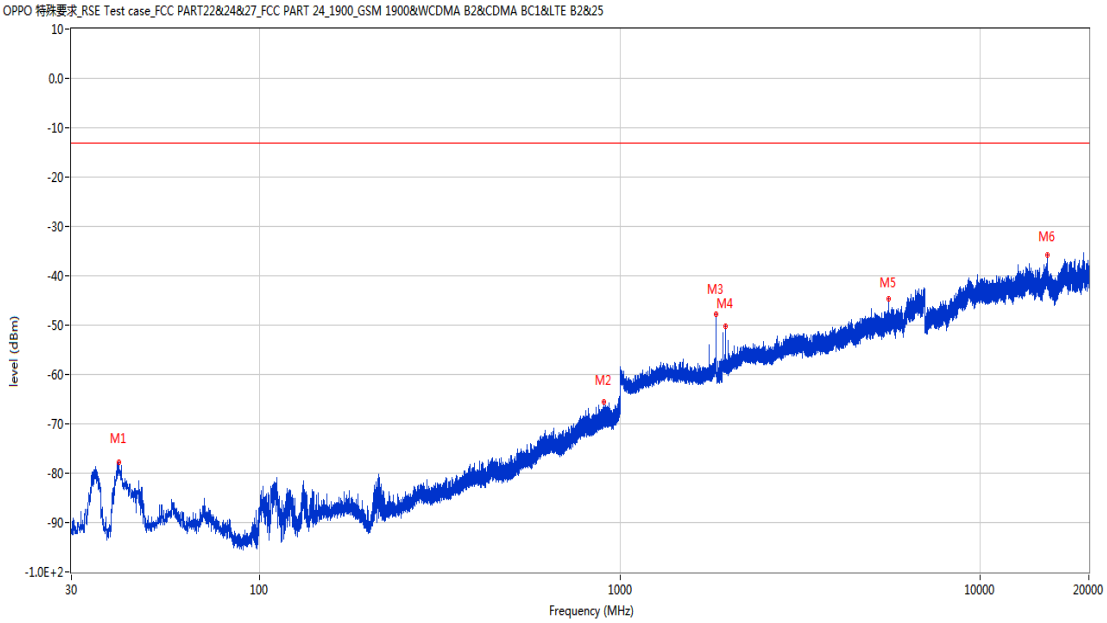

Frequency (MHz)	Result (dBm)	Factor (dB)	PK Limit (dBm)	Over Limit (dB)	Table (o)	ANT	EUT	Verdict
40.573	-77.81	-18.85	-13.0	-64.81	127.00	Horizontal	Horizontal	Pass
900.041	-65.61	3.18	-13.0	-52.61	-3.00	Horizontal	Horizontal	Pass
1850.200	-47.87	-3.80	-13.0	-34.87	115.00	Horizontal	Horizontal	N/A
1959.800	-50.32	-3.57	-13.0	-37.32	146.00	Horizontal	Horizontal	N/A
5550.600	-44.61	8.39	-13.0	-31.61	361.00	Horizontal	Horizontal	Pass
15308.526	-35.85	17.87	-13.0	-22.85	143.00	Horizontal	Horizontal	Pass

RSE-H&V GSM 1900 CH512

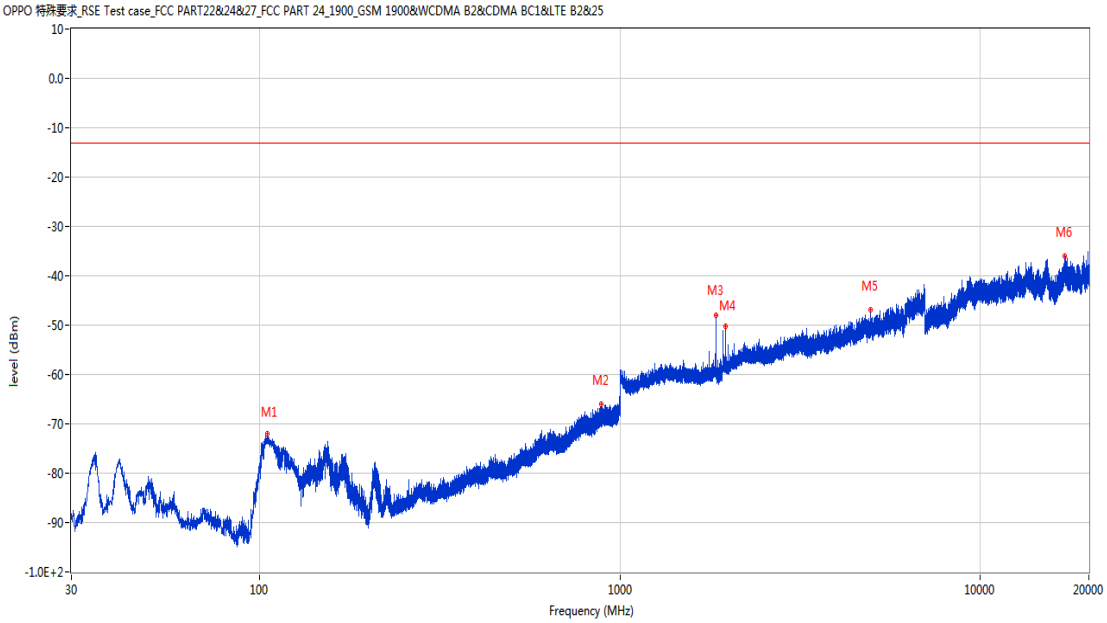

Frequency (MHz)	Result (dBm)	Factor (dB)	PK Limit (dBm)	Over Limit (dB)	Table (o)	ANT	EUT	Verdict
104.933	-72.02	-22.55	-13.0	-59.02	363.00	Horizontal	Vertical	Pass
886.801	-66.08	2.84	-13.0	-53.08	85.00	Horizontal	Vertical	Pass
1850.300	-48.05	-3.80	-13.0	-35.05	149.00	Horizontal	Vertical	N/A
1959.800	-50.32	-3.57	-13.0	-37.32	131.00	Horizontal	Vertical	N/A
4966.000	-46.93	7.40	-13.0	-33.93	123.00	Horizontal	Vertical	Pass
17101.449	-35.92	19.43	-13.0	-22.92	360.00	Horizontal	Vertical	Pass

RSE-V&V GSM 1900 CH512

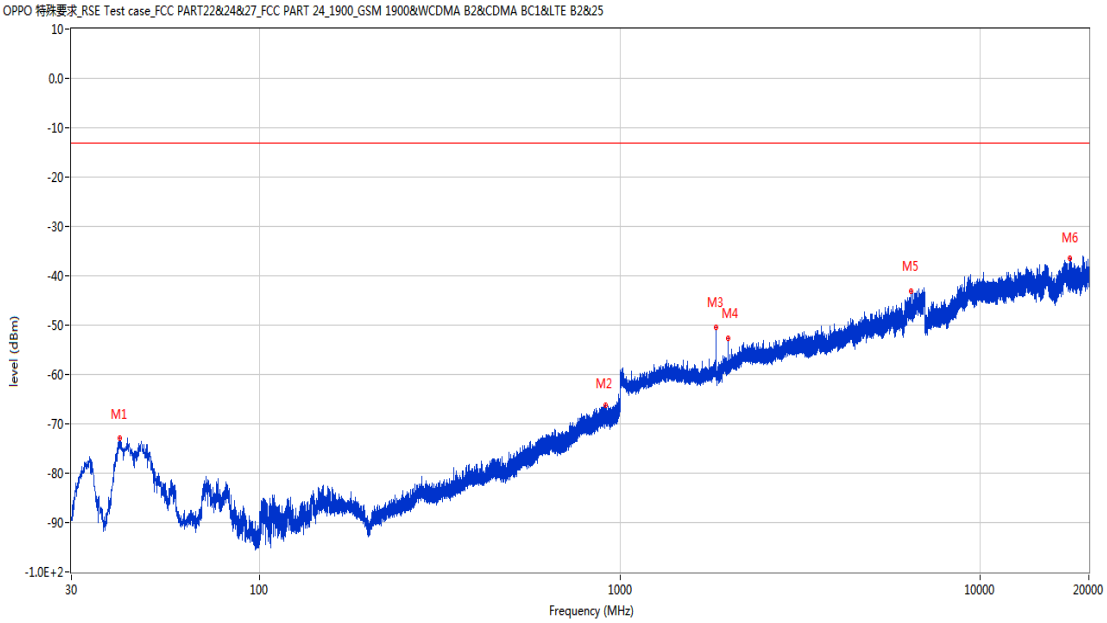

Frequency (MHz)	Result (dBm)	Factor (dB)	PK Limit (dBm)	Over Limit (dB)	Table (o)	ANT	EUT	Verdict
40.816	-72.89	-18.64	-13.0	-59.89	67.00	Vertical	Vertical	Pass
910.323	-66.26	3.14	-13.0	-53.26	-3.00	Vertical	Vertical	Pass
1850.200	-50.46	-3.80	-13.0	-37.46	192.00	Vertical	Vertical	N/A
1996.900	-52.73	-3.56	-13.0	-39.73	192.00	Vertical	Vertical	N/A
6404.000	-43.14	10.87	-13.0	-30.14	329.00	Vertical	Vertical	Pass
17714.438	-36.54	16.69	-13.0	-23.54	8.00	Vertical	Vertical	Pass

RSE-V&H GSM 1900 CH512

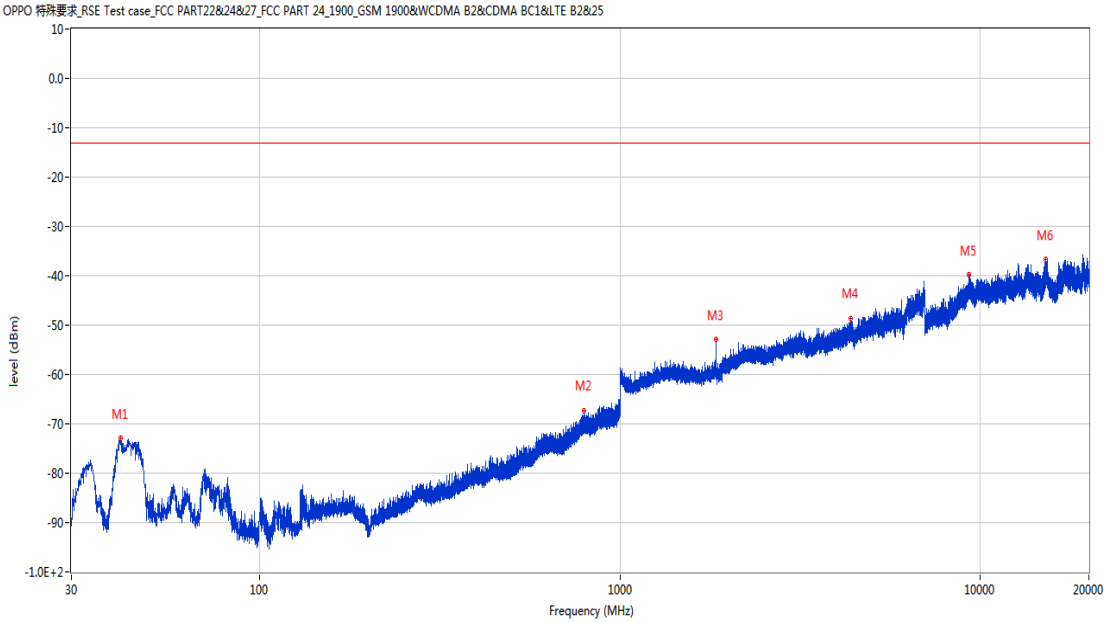

Frequency (MHz)	Result (dBm)	Factor (dB)	PK Limit (dBm)	Over Limit (dB)	Table (o)	ANT	EUT	Verdict
41.058	-72.96	-18.51	-13.0	-59.96	363.00	Vertical	Horizontal	Pass
794.214	-67.23	1.46	-13.0	-54.23	360.00	Vertical	Horizontal	Pass
1850.000	-52.89	-3.80	-13.0	-39.89	26.00	Vertical	Horizontal	N/A
4362.200	-48.73	7.42	-13.0	-35.73	9.00	Vertical	Horizontal	Pass
9302.013	-39.80	17.71	-13.0	-26.80	326.00	Vertical	Horizontal	Pass
15215.000	-36.72	18.16	-13.0	-23.72	363.00	Vertical	Horizontal	Pass

18.2 GSM 1900 Middle Channel

RSE-H&H GSM 1900 CH661

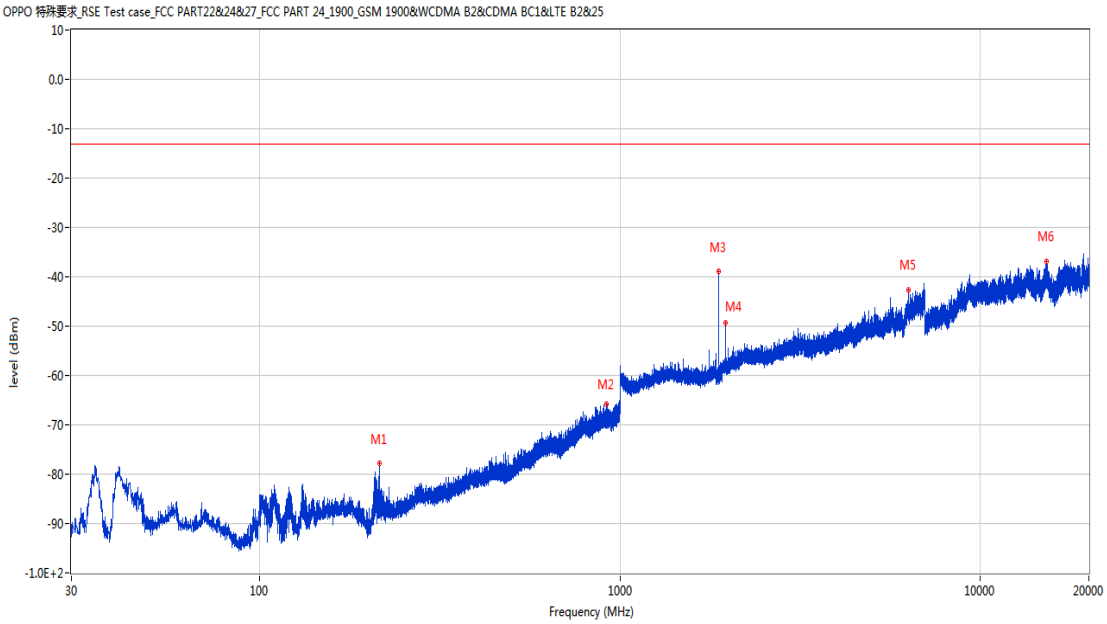

Frequency (MHz)	Result (dBm)	Factor (dB)	PK Limit (dBm)	Over Limit (dB)	Table (o)	ANT	EUT	Verdict
214.348	-77.69	-17.11	-13.0	-64.69	118.00	Horizontal	Horizontal	Pass
914.737	-65.75	3.19	-13.0	-52.75	15.00	Horizontal	Horizontal	Pass
1879.800	-38.92	-3.86	-13.0	-25.92	220.00	Horizontal	Horizontal	N/A
1960.000	-49.43	-3.57	-13.0	-36.43	140.00	Horizontal	Horizontal	N/A
6314.400	-42.76	10.16	-13.0	-29.76	272.00	Horizontal	Horizontal	Pass
15240.013	-36.96	17.91	-13.0	-23.96	360.00	Horizontal	Horizontal	Pass

RSE-H&V GSM 1900 CH661

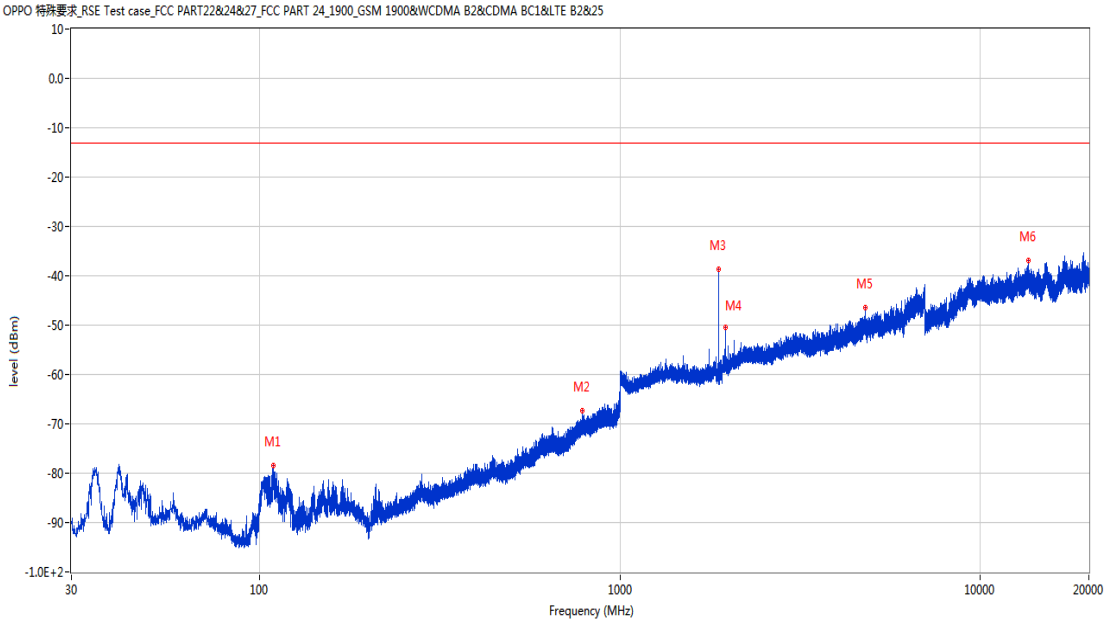

Frequency (MHz)	Result (dBm)	Factor (dB)	PK Limit (dBm)	Over Limit (dB)	Table (o)	ANT	EUT	Verdict
108.958	-78.54	-22.61	-13.0	-65.54	9.00	Horizontal	Vertical	Pass
786.164	-67.27	1.52	-13.0	-54.27	187.00	Horizontal	Vertical	Pass
1880.000	-38.77	-3.86	-13.0	-25.77	168.00	Horizontal	Vertical	N/A
1960.100	-50.48	-3.57	-13.0	-37.48	29.00	Horizontal	Vertical	N/A
4784.200	-46.49	8.26	-13.0	-33.49	126.00	Horizontal	Vertical	Pass
13601.512	-36.96	19.51	-13.0	-23.96	-3.00	Horizontal	Vertical	Pass

RSE-V&V GSM 1900 CH661

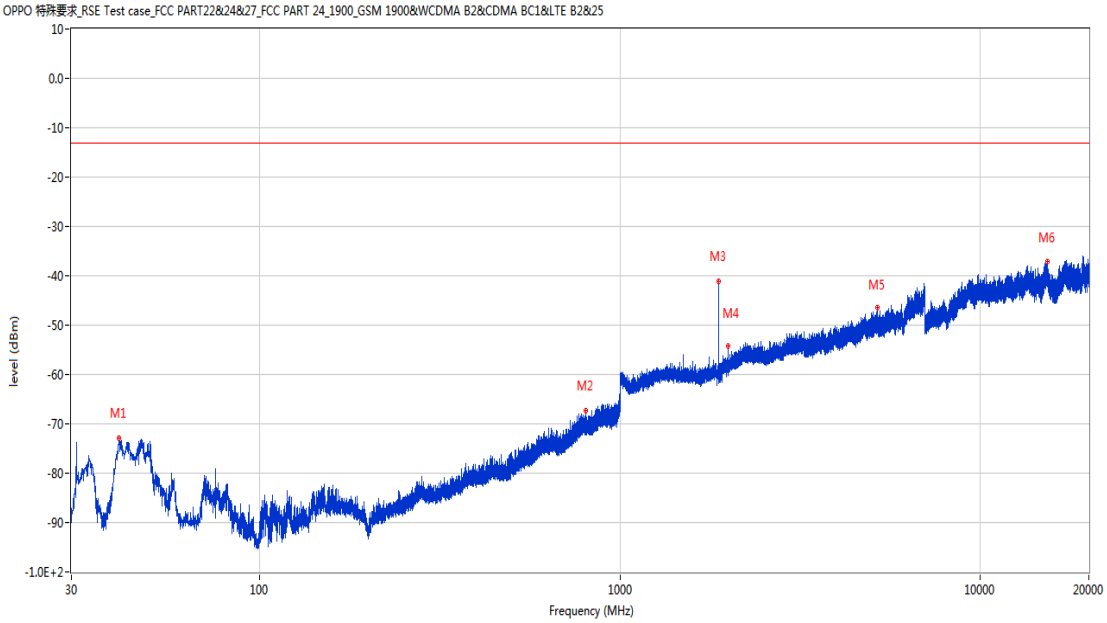

Frequency (MHz)	Result (dBm)	Factor (dB)	PK Limit (dBm)	Over Limit (dB)	Table (o)	ANT	EUT	Verdict
40.670	-72.84	-18.76	-13.0	-59.84	363.00	Vertical	Vertical	Pass
801.005	-67.32	1.43	-13.0	-54.32	171.00	Vertical	Vertical	Pass
1879.900	-41.12	-3.86	-13.0	-28.12	137.00	Vertical	Vertical	N/A
1996.900	-54.33	-3.56	-13.0	-41.33	172.00	Vertical	Vertical	N/A
5169.400	-46.37	7.72	-13.0	-33.37	361.00	Vertical	Vertical	Pass
15315.775	-37.10	17.89	-13.0	-24.10	361.00	Vertical	Vertical	Pass

RSE-V&H GSM 1900 CH661

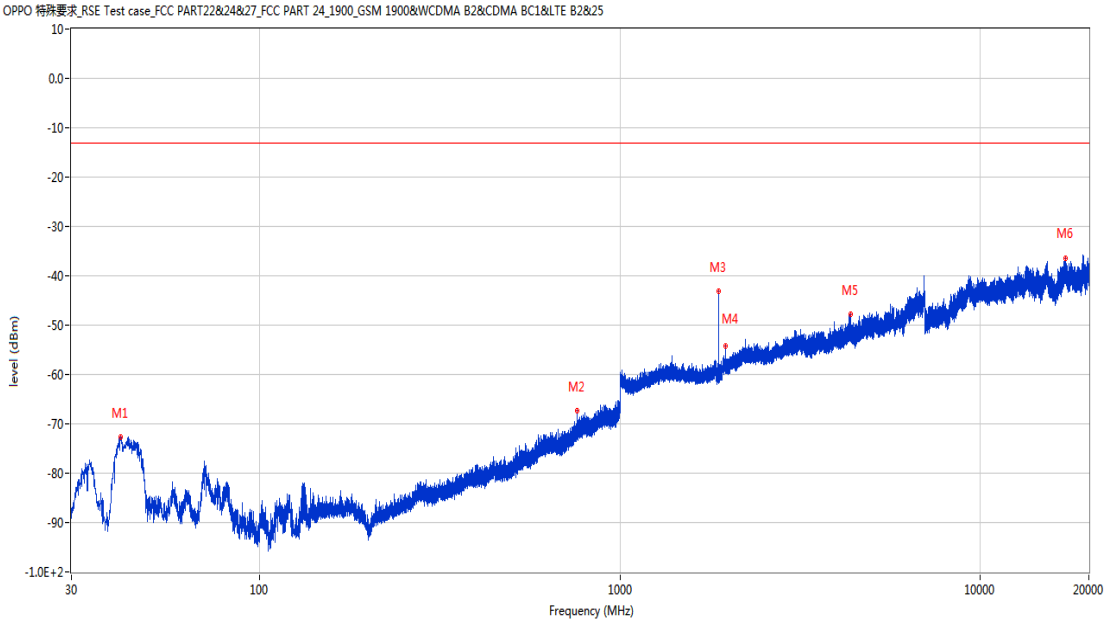

Frequency (MHz)	Result (dBm)	Factor (dB)	PK Limit (dBm)	Over Limit (dB)	Table (o)	ANT	EUT	Verdict
41.155	-72.69	-18.53	-13.0	-59.69	107.00	Vertical	Horizontal	Pass
759.634	-67.36	0.09	-13.0	-54.36	248.00	Vertical	Horizontal	Pass
1879.900	-43.09	-3.86	-13.0	-30.09	43.00	Vertical	Horizontal	N/A
1959.900	-54.20	-3.57	-13.0	-41.20	361.00	Vertical	Horizontal	N/A
4352.800	-47.73	7.38	-13.0	-34.73	239.00	Vertical	Horizontal	Pass
17196.063	-36.44	18.53	-13.0	-23.44	-3.00	Vertical	Horizontal	Pass

18.3 GSM 1900 High Channel

RSE-H&H GSM 1900 CH810

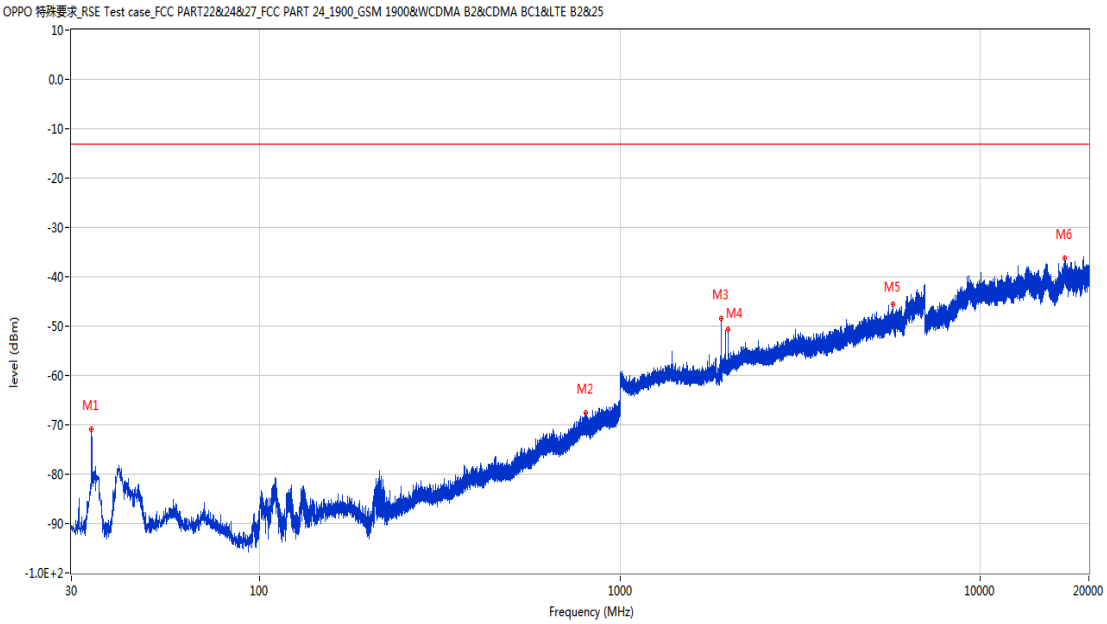

Frequency (MHz)	Result (dBm)	Factor (dB)	PK Limit (dBm)	Over Limit (dB)	Table (o)	ANT	EUT	Verdict
34.123	-70.91	-19.48	-13.0	-57.91	259.00	Horizontal	Horizontal	Pass
801.586	-67.62	1.42	-13.0	-54.62	34.00	Horizontal	Horizontal	Pass
1909.700	-48.48	-3.67	-13.0	-35.48	109.00	Horizontal	Horizontal	N/A
1989.700	-50.59	-3.81	-13.0	-37.59	142.00	Horizontal	Horizontal	N/A
5729.400	-45.49	8.25	-13.0	-32.49	219.00	Horizontal	Horizontal	Pass
17116.313	-36.18	19.11	-13.0	-23.18	-3.00	Horizontal	Horizontal	Pass

RSE-H&V GSM 1900 CH810

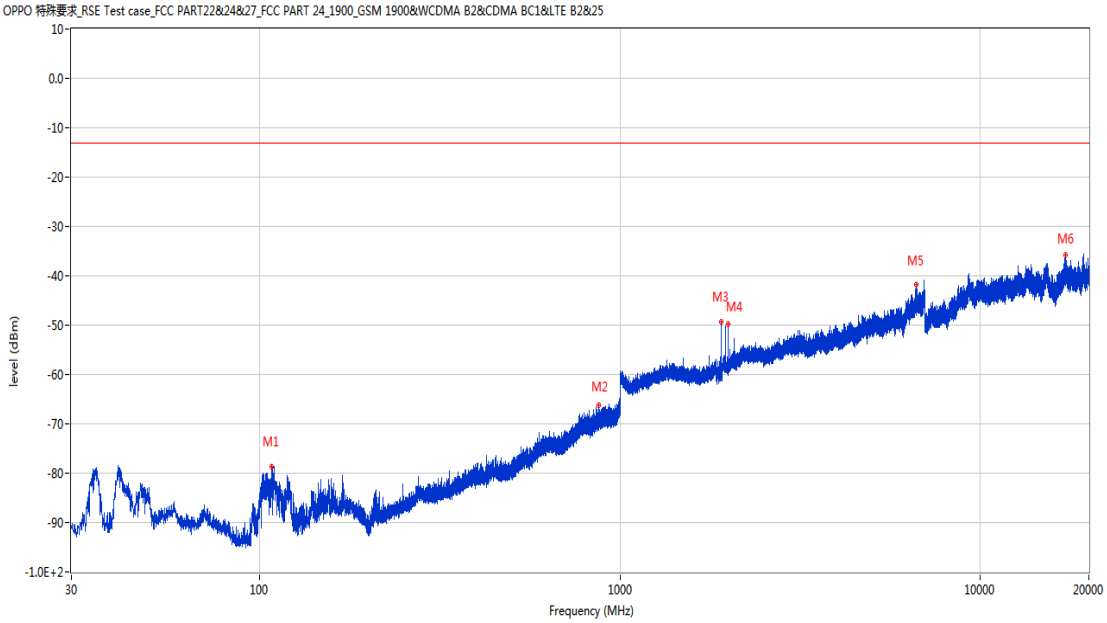

Frequency (MHz)	Result (dBm)	Factor (dB)	PK Limit (dBm)	Over Limit (dB)	Table (o)	ANT	EUT	Verdict
108.133	-78.66	-22.59	-13.0	-65.66	361.00	Horizontal	Vertical	Pass
871.426	-66.31	2.43	-13.0	-53.31	322.00	Horizontal	Vertical	Pass
1909.700	-49.40	-3.67	-13.0	-36.40	143.00	Horizontal	Vertical	N/A
1989.700	-49.88	-3.81	-13.0	-36.88	126.00	Horizontal	Vertical	N/A
6650.000	-41.86	11.82	-13.0	-28.86	28.00	Horizontal	Vertical	Pass
17206.938	-35.76	18.39	-13.0	-22.76	342.00	Horizontal	Vertical	Pass

RSE-V&V GSM 1900 CH810

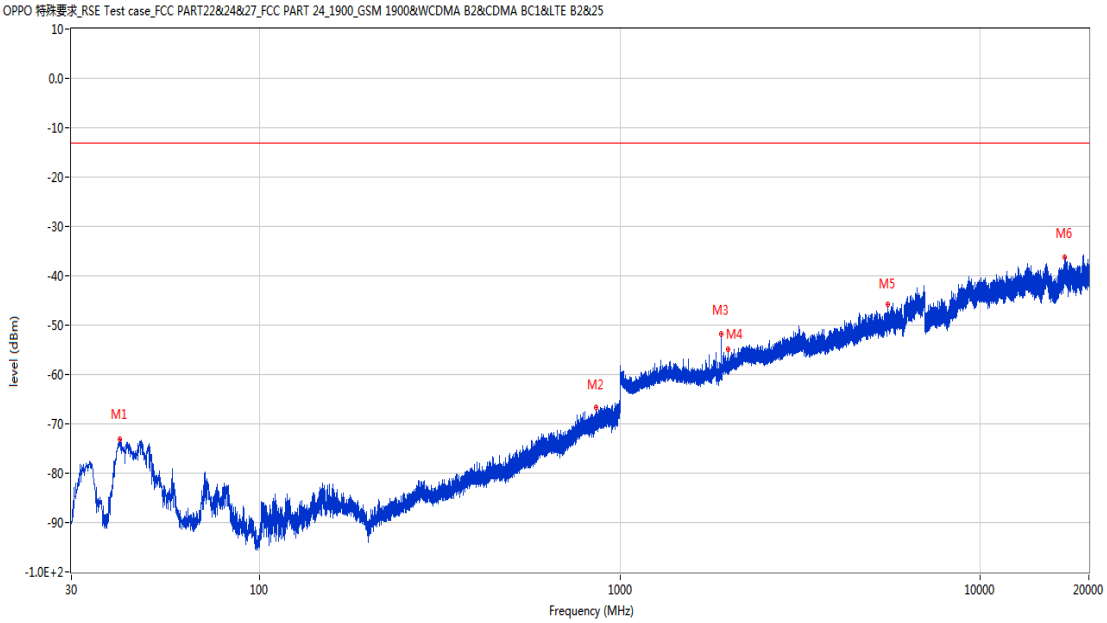

Frequency (MHz)	Result (dBm)	Factor (dB)	PK Limit (dBm)	Over Limit (dB)	Table (o)	ANT	EUT	Verdict
40.816	-73.19	-18.64	-13.0	-60.19	175.00	Vertical	Vertical	Pass
858.526	-66.71	1.97	-13.0	-53.71	47.00	Vertical	Vertical	Pass
1909.600	-51.85	-3.67	-13.0	-38.85	198.00	Vertical	Vertical	N/A
1996.500	-54.86	-3.59	-13.0	-41.86	198.00	Vertical	Vertical	N/A
5525.200	-45.79	8.24	-13.0	-32.79	77.00	Vertical	Vertical	Pass
17109.426	-36.30	19.26	-13.0	-23.30	14.00	Vertical	Vertical	Pass

RSE-V&H GSM 1900 CH810

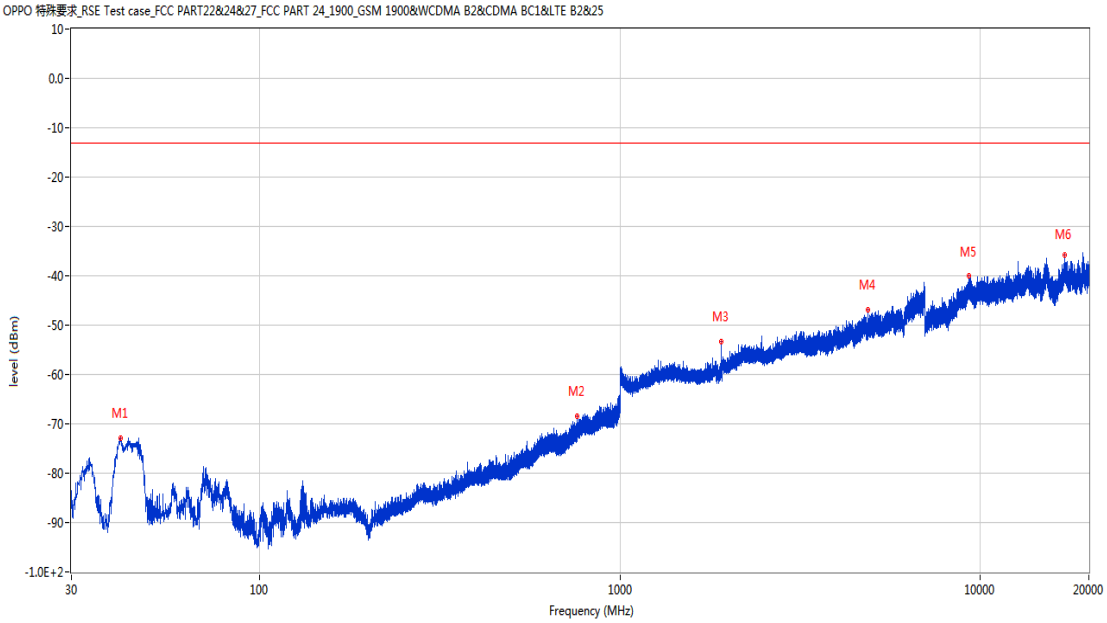

Frequency (MHz)	Result (dBm)	Factor (dB)	PK Limit (dBm)	Over Limit (dB)	Table (o)	ANT	EUT	Verdict
41.058	-72.80	-18.51	-13.0	-59.80	356.00	Vertical	Horizontal	Pass
761.719	-68.37	0.21	-13.0	-55.37	122.00	Vertical	Horizontal	Pass
1909.500	-53.31	-3.67	-13.0	-40.31	35.00	Vertical	Horizontal	N/A
4886.600	-46.97	7.31	-13.0	-33.97	249.00	Vertical	Horizontal	Pass
9301.151	-39.89	17.71	-13.0	-26.89	16.00	Vertical	Horizontal	Pass
17102.537	-35.69	19.41	-13.0	-22.69	262.00	Vertical	Horizontal	Pass

EGPRS

19 EGPRS 850

19.1 EGPRS 850 Low Channel

RSE-H&H EGPRS 850 CH128

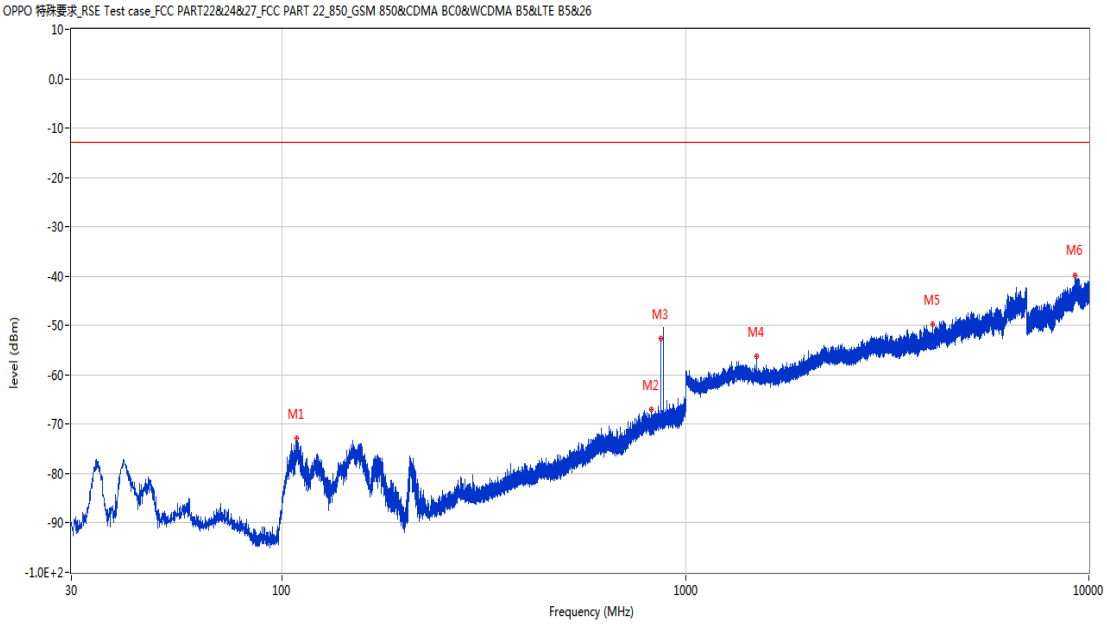

Frequency (MHz)	Result (dBm)	Factor (dB)	PK Limit (dBm)	Over Limit (dB)	Table (o)	ANT	EUT	Verdict
108.715	-72.79	-22.65	-13.0	-59.79	363.00	Horizontal	Horizontal	Pass
821.375	-67.07	1.82	-13.0	-54.07	76.00	Horizontal	Horizontal	Pass
869.196	-52.66	2.50	-13.0	-39.66	0.00	Horizontal	Horizontal	N/A
1500.100	-56.25	-4.89	-13.0	-43.25	6.00	Horizontal	Horizontal	Pass
4098.800	-49.75	5.09	-13.0	-36.75	17.00	Horizontal	Horizontal	Pass
9263.200	-39.75	17.15	-13.0	-26.75	68.00	Horizontal	Horizontal	Pass

RSE-H&V EGPRS 850 CH128

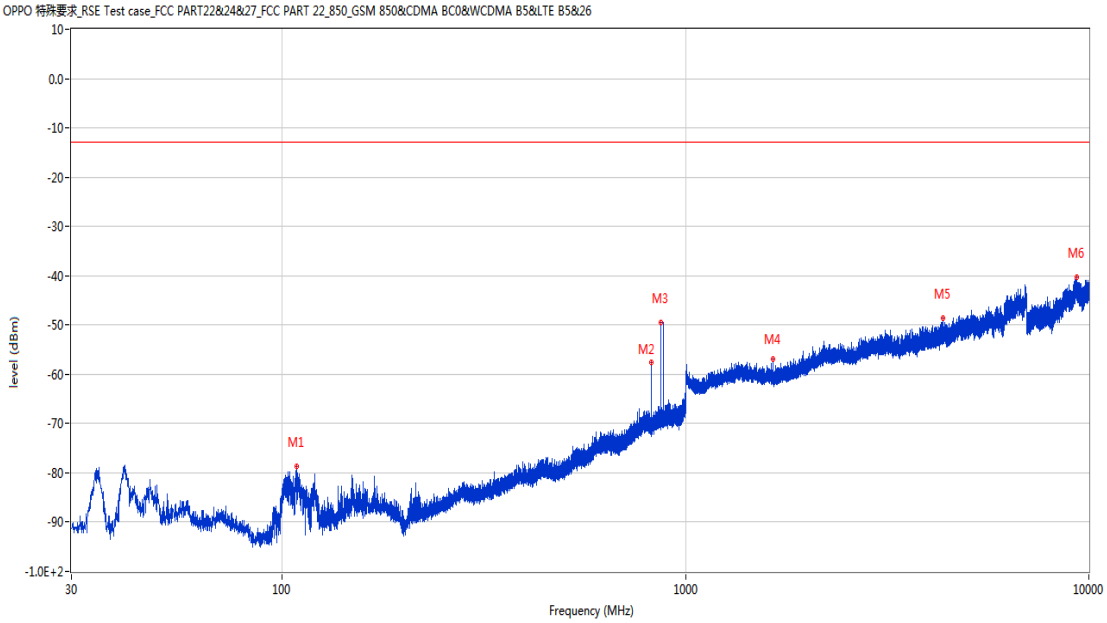

Frequency (MHz)	Result (dBm)	Factor (dB)	PK Limit (dBm)	Over Limit (dB)	Table (o)	ANT	EUT	Verdict
108.715	-78.76	-22.65	-13.0	-65.76	360.00	Horizontal	Vertical	Pass
824.236	-57.53	1.90	-13.0	-44.53	42.00	Horizontal	Vertical	N/A
869.196	-49.60	2.50	-13.0	-36.60	214.00	Horizontal	Vertical	N/A
1648.300	-56.99	-5.81	-13.0	-43.99	-3.00	Horizontal	Vertical	Pass
4353.600	-48.62	7.32	-13.0	-35.62	27.00	Horizontal	Vertical	Pass
9317.200	-40.30	17.69	-13.0	-27.30	254.00	Horizontal	Vertical	Pass

RSE-V&V EGPRS 850 CH128

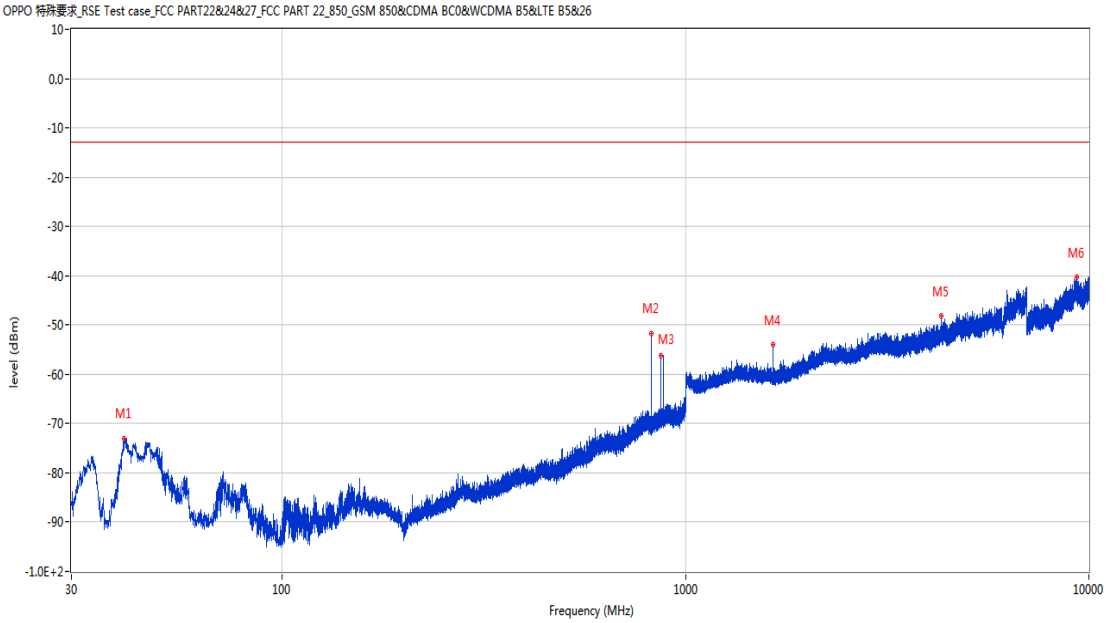

Frequency (MHz)	Result (dBm)	Factor (dB)	PK Limit (dBm)	Over Limit (dB)	Table (o)	ANT	EUT	Verdict
40.573	-72.98	-18.87	-13.0	-59.98	360.00	Vertical	Vertical	Pass
824.188	-51.83	1.90	-13.0	-38.83	151.00	Vertical	Vertical	N/A
869.244	-56.31	2.50	-13.0	-43.31	360.00	Vertical	Vertical	N/A
1648.400	-54.03	-5.82	-13.0	-41.03	290.00	Vertical	Vertical	Pass
4301.000	-48.10	6.41	-13.0	-35.10	360.00	Vertical	Vertical	Pass
9346.000	-40.38	17.13	-13.0	-27.38	110.00	Vertical	Vertical	Pass

RSE-V&H EGPRS 850 CH128

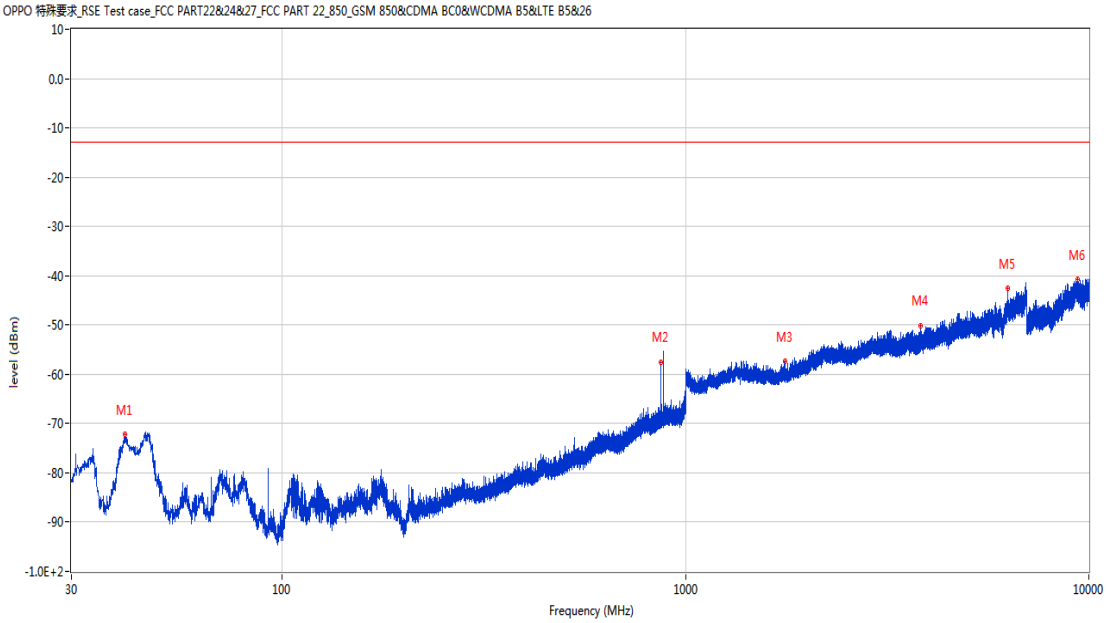

Frequency (MHz)	Result (dBm)	Factor (dB)	PK Limit (dBm)	Over Limit (dB)	Table (o)	ANT	EUT	Verdict
40.718	-72.25	-18.75	-13.0	-59.25	152.00	Vertical	Horizontal	Pass
869.147	-57.62	2.49	-13.0	-44.62	0.00	Vertical	Horizontal	N/A
1766.900	-57.35	-5.22	-13.0	-44.35	219.00	Vertical	Horizontal	Pass
3833.000	-50.17	6.31	-13.0	-37.17	0.00	Vertical	Horizontal	Pass
6288.800	-42.44	11.48	-13.0	-29.44	69.00	Vertical	Horizontal	Pass
9379.450	-40.81	17.30	-13.0	-27.81	185.00	Vertical	Horizontal	Pass

19.2 EGPRS 850 Middle Channel

RSE-H&H EGPRS 850 CH190

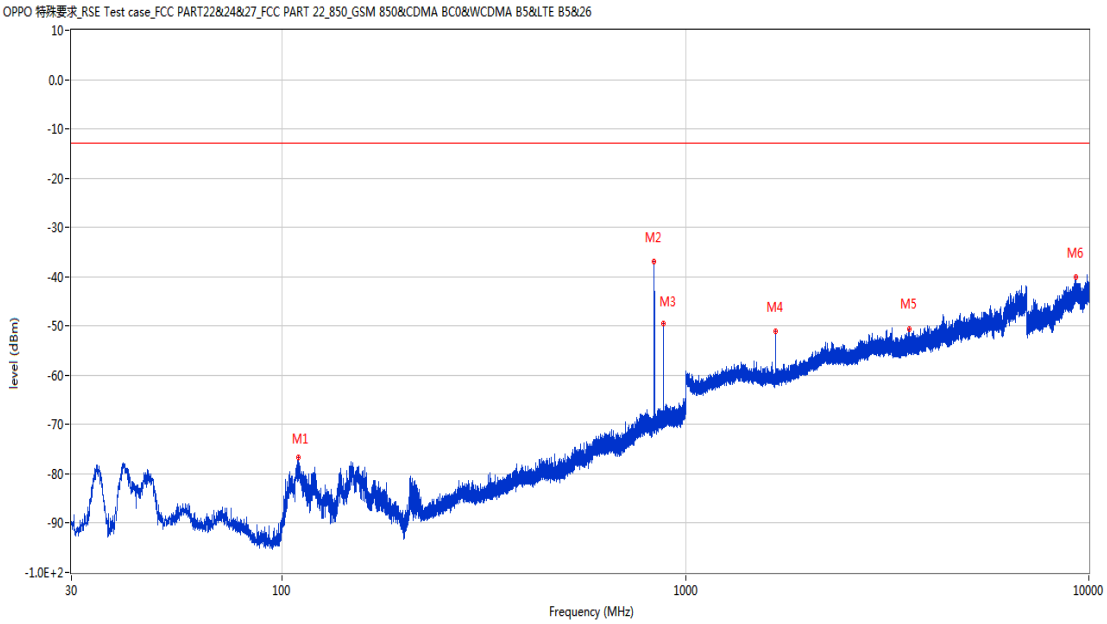

Frequency (MHz)	Result (dBm)	Factor (dB)	PK Limit (dBm)	Over Limit (dB)	Table (o)	ANT	EUT	Verdict
109.686	-76.70	-22.71	-13.0	-63.70	21.00	Horizontal	Horizontal	Pass
836.555	-36.99	2.24	-13.0	-23.99	111.00	Horizontal	Horizontal	N/A
881.612	-49.58	2.63	-13.0	-36.58	190.00	Horizontal	Horizontal	N/A
1673.200	-51.15	-5.61	-13.0	-38.15	52.00	Horizontal	Horizontal	Pass
3589.000	-50.61	3.67	-13.0	-37.61	165.00	Horizontal	Horizontal	Pass
9301.750	-40.10	17.71	-13.0	-27.10	154.00	Horizontal	Horizontal	Pass

RSE-H&V EGPRS 850 CH190

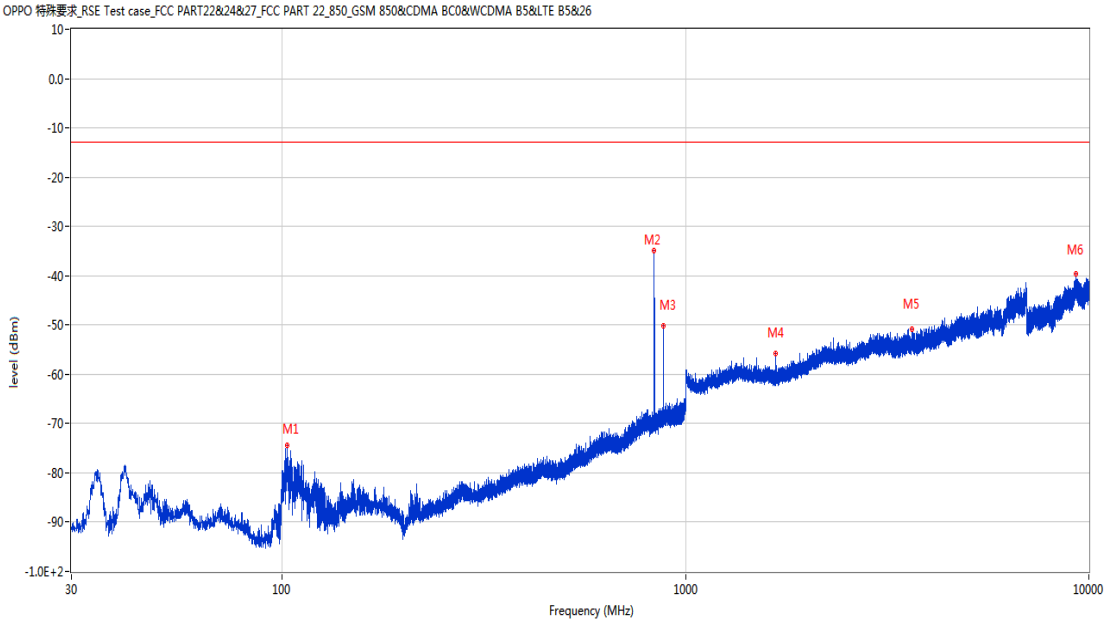

Frequency (MHz)	Result (dBm)	Factor (dB)	PK Limit (dBm)	Over Limit (dB)	Table (o)	ANT	EUT	Verdict
102.653	-74.40	-22.59	-13.0	-61.40	1.00	Horizontal	Vertical	Pass
836.604	-34.84	2.25	-13.0	-21.84	111.00	Horizontal	Vertical	N/A
881.660	-50.20	2.63	-13.0	-37.20	200.00	Horizontal	Vertical	N/A
1673.200	-55.85	-5.61	-13.0	-42.85	114.00	Horizontal	Vertical	Pass
3638.200	-50.87	4.30	-13.0	-37.87	297.00	Horizontal	Vertical	Pass
9276.701	-39.66	17.23	-13.0	-26.66	-1.00	Horizontal	Vertical	Pass

RSE-V&V EGPRS 850 CH190

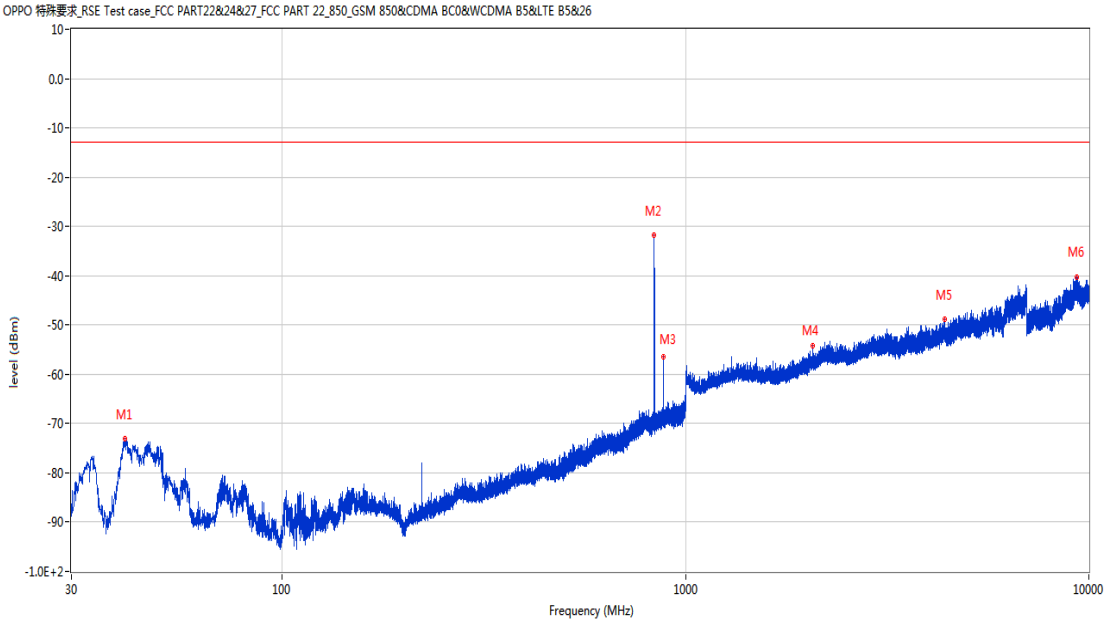

Frequency (MHz)	Result (dBm)	Factor (dB)	PK Limit (dBm)	Over Limit (dB)	Table (o)	ANT	EUT	Verdict
40.718	-73.08	-18.75	-13.0	-60.08	114.00	Vertical	Vertical	Pass
836.555	-31.76	2.24	-13.0	-18.76	160.00	Vertical	Vertical	N/A
881.563	-56.53	2.63	-13.0	-43.53	283.00	Vertical	Vertical	N/A
2070.100	-54.24	-2.57	-13.0	-41.24	260.00	Vertical	Vertical	Pass
4398.800	-48.92	7.15	-13.0	-35.92	241.00	Vertical	Vertical	Pass
9317.049	-40.24	17.69	-13.0	-27.24	-3.00	Vertical	Vertical	Pass

RSE-V&H EGPRS 850 CH190

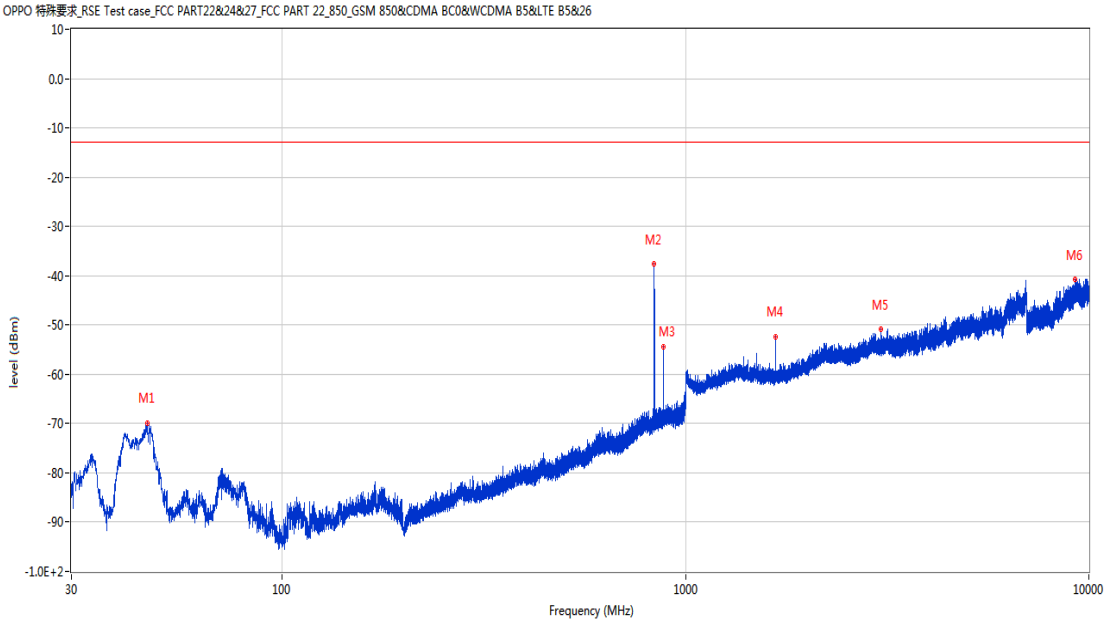

Frequency (MHz)	Result (dBm)	Factor (dB)	PK Limit (dBm)	Over Limit (dB)	Table (o)	ANT	EUT	Verdict
46.248	-69.82	-19.00	-13.0	-56.82	281.00	Vertical	Horizontal	Pass
836.652	-37.62	2.25	-13.0	-24.62	80.00	Vertical	Horizontal	N/A
881.563	-54.33	2.63	-13.0	-41.33	230.00	Vertical	Horizontal	N/A
1673.100	-52.51	-5.61	-13.0	-39.51	98.00	Vertical	Horizontal	Pass
3043.200	-50.81	3.25	-13.0	-37.81	268.00	Vertical	Horizontal	Pass
9249.100	-40.68	17.12	-13.0	-27.68	201.00	Vertical	Horizontal	Pass

19.3 EGPRS 850 High Channel

RSE-H&H EGPRS 850 CH251

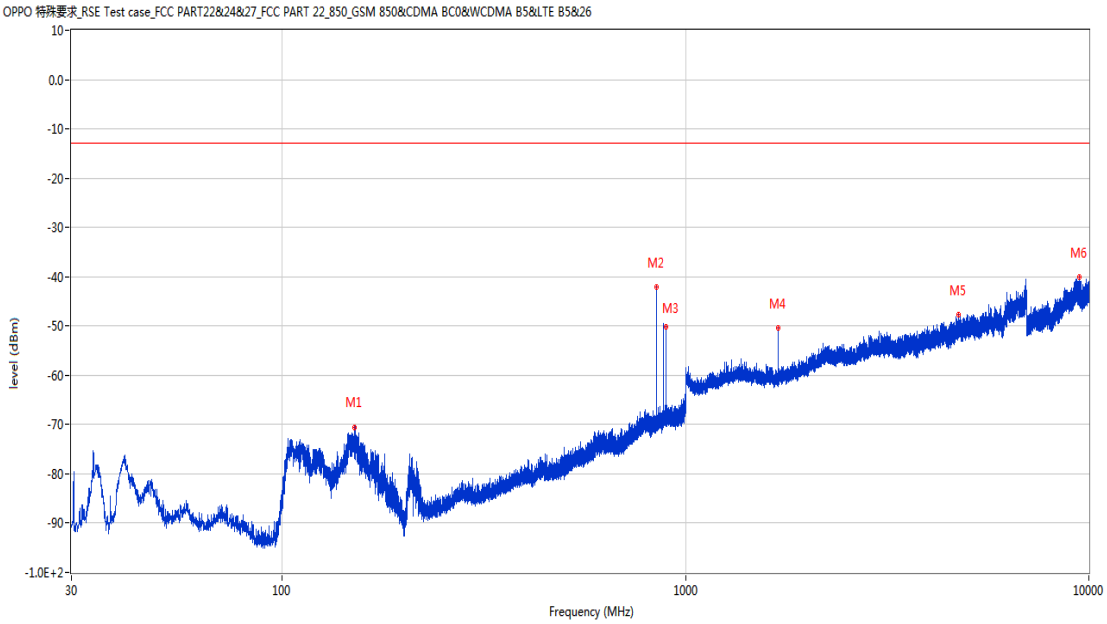

Frequency (MHz)	Result (dBm)	Factor (dB)	PK Limit (dBm)	Over Limit (dB)	Table (o)	ANT	EUT	Verdict
151.008	-70.52	-15.54	-13.0	-57.52	34.00	Horizontal	Horizontal	Pass
848.874	-42.09	2.45	-13.0	-29.09	87.00	Horizontal	Horizontal	N/A
893.785	-50.26	3.29	-13.0	-37.26	194.00	Horizontal	Horizontal	N/A
1697.500	-50.44	-5.43	-13.0	-37.44	41.00	Horizontal	Horizontal	Pass
4760.400	-47.65	7.59	-13.0	-34.65	323.00	Horizontal	Horizontal	Pass
9485.350	-40.16	17.21	-13.0	-27.16	275.00	Horizontal	Horizontal	Pass

RSE-H&V EGPRS 850 CH251

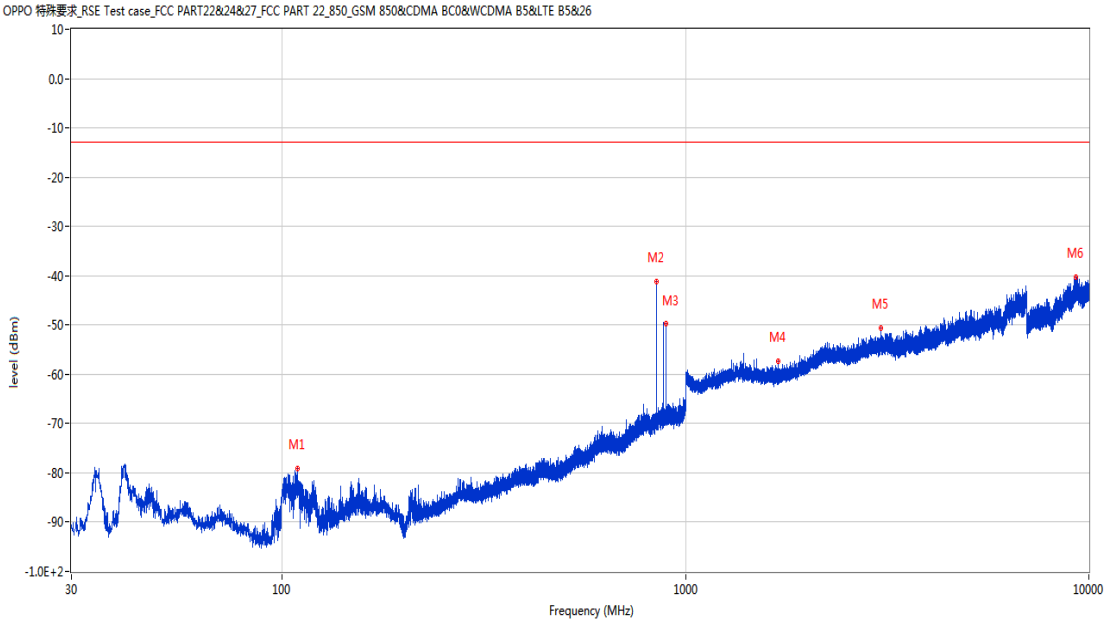

Frequency (MHz)	Result (dBm)	Factor (dB)	PK Limit (dBm)	Over Limit (dB)	Table (o)	ANT	EUT	Verdict
109.104	-79.15	-22.68	-13.0	-66.15	21.00	Horizontal	Vertical	Pass
848.874	-41.28	2.45	-13.0	-28.28	122.00	Horizontal	Vertical	N/A
893.737	-49.80	3.29	-13.0	-36.80	208.00	Horizontal	Vertical	N/A
1697.600	-57.35	-5.44	-13.0	-44.35	296.00	Horizontal	Vertical	Pass
3050.400	-50.67	3.67	-13.0	-37.67	199.00	Horizontal	Vertical	Pass
9284.200	-40.23	17.35	-13.0	-27.23	121.00	Horizontal	Vertical	Pass

RSE-V&V EGPRS 850 CH251

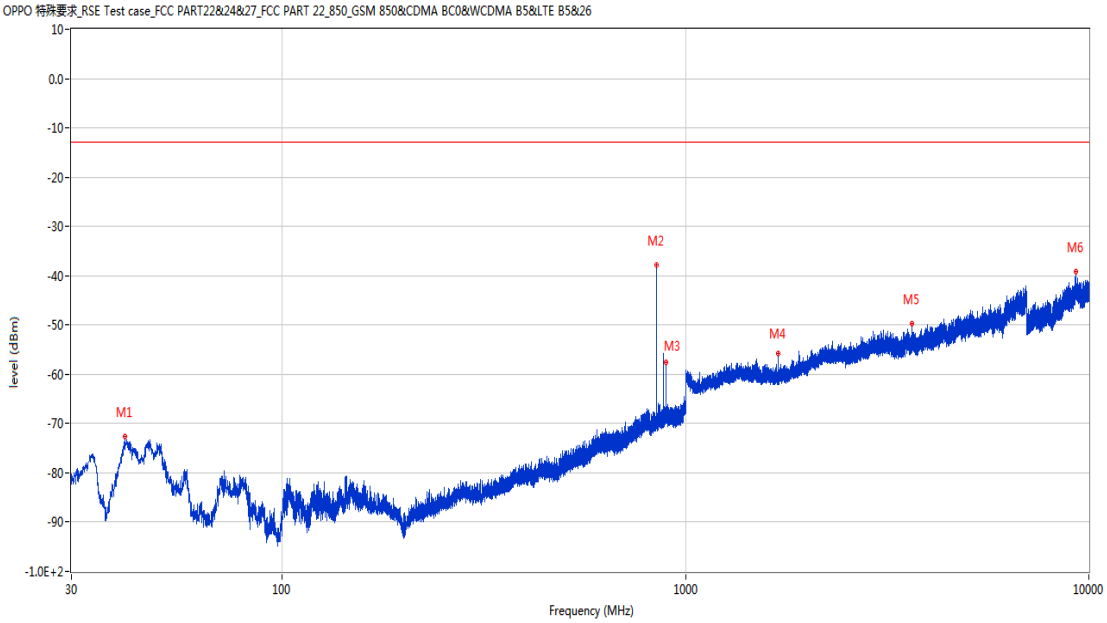

Frequency (MHz)	Result (dBm)	Factor (dB)	PK Limit (dBm)	Over Limit (dB)	Table (o)	ANT	EUT	Verdict
40.718	-72.64	-18.75	-13.0	-59.64	131.00	Vertical	Vertical	Pass
848.777	-37.89	2.45	-13.0	-24.89	357.00	Vertical	Vertical	N/A
893.833	-57.52	3.29	-13.0	-44.52	261.00	Vertical	Vertical	N/A
1697.500	-55.72	-5.43	-13.0	-42.72	268.00	Vertical	Vertical	Pass
3636.800	-49.79	4.11	-13.0	-36.79	225.00	Vertical	Vertical	Pass
9299.651	-39.25	17.70	-13.0	-26.25	-3.00	Vertical	Vertical	Pass

RSE-V&H EGPRS 850 CH251

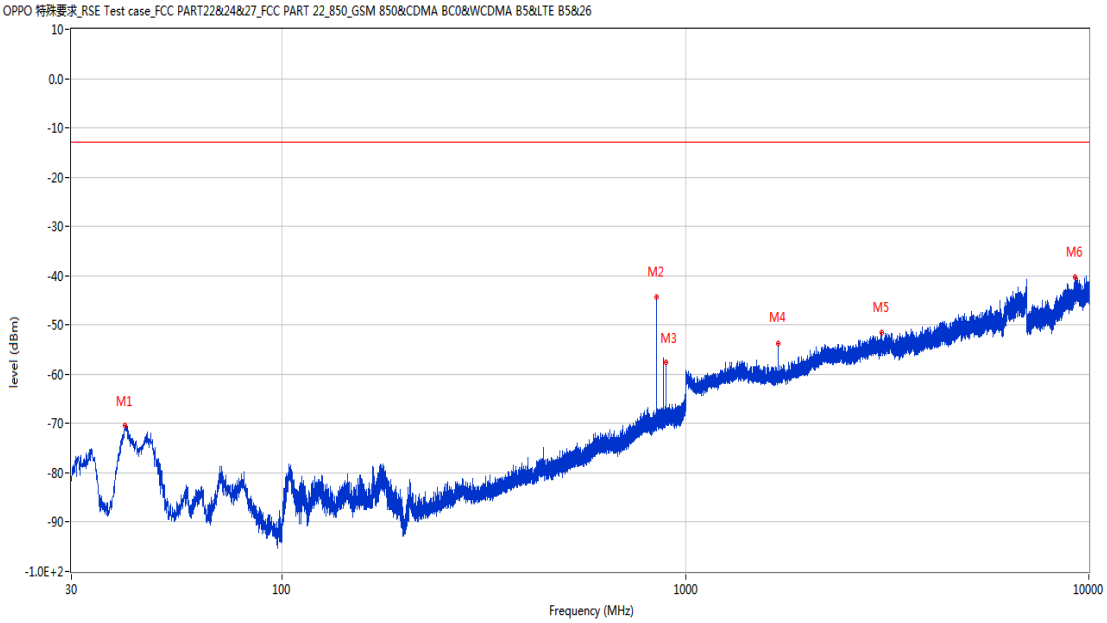

Frequency (MHz)	Result (dBm)	Factor (dB)	PK Limit (dBm)	Over Limit (dB)	Table (o)	ANT	EUT	Verdict
40.816	-70.35	-18.67	-13.0	-57.35	354.00	Vertical	Horizontal	Pass
848.825	-44.33	2.45	-13.0	-31.33	49.00	Vertical	Horizontal	N/A
893.737	-57.66	3.29	-13.0	-44.66	202.00	Vertical	Horizontal	N/A
1697.300	-53.81	-5.40	-13.0	-40.81	88.00	Vertical	Horizontal	Pass
3064.000	-51.41	3.98	-13.0	-38.41	277.00	Vertical	Horizontal	Pass
9258.849	-40.28	17.13	-13.0	-27.28	127.00	Vertical	Horizontal	Pass

20 EGPRS 1900

20.1 EGPRS 1900 Low Channel

RSE-H&H EGPRS 1900 CH512

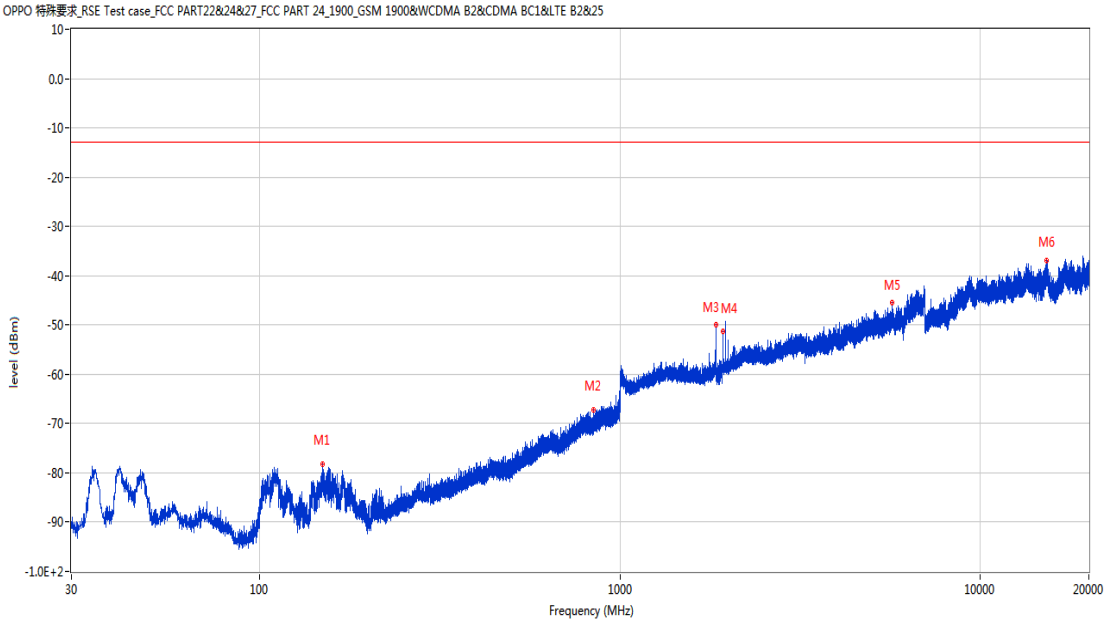

Frequency (MHz)	Result (dBm)	Factor (dB)	PK Limit (dBm)	Over Limit (dB)	Table (o)	ANT	EUT	Verdict
149.068	-78.22	-15.88	-13.0	-65.22	76.00	Horizontal	Horizontal	Pass
841.454	-67.28	1.22	-13.0	-54.28	360.00	Horizontal	Horizontal	Pass
1850.100	-49.99	-3.80	-13.0	-36.99	223.00	Horizontal	Horizontal	N/A
1930.000	-51.38	-3.20	-13.0	-38.38	140.00	Horizontal	Horizontal	N/A
5695.800	-45.43	8.63	-13.0	-32.43	97.00	Horizontal	Horizontal	Pass
15269.737	-37.02	17.58	-13.0	-24.02	336.00	Horizontal	Horizontal	Pass

RSE-H&V EGPRS 1900 CH512

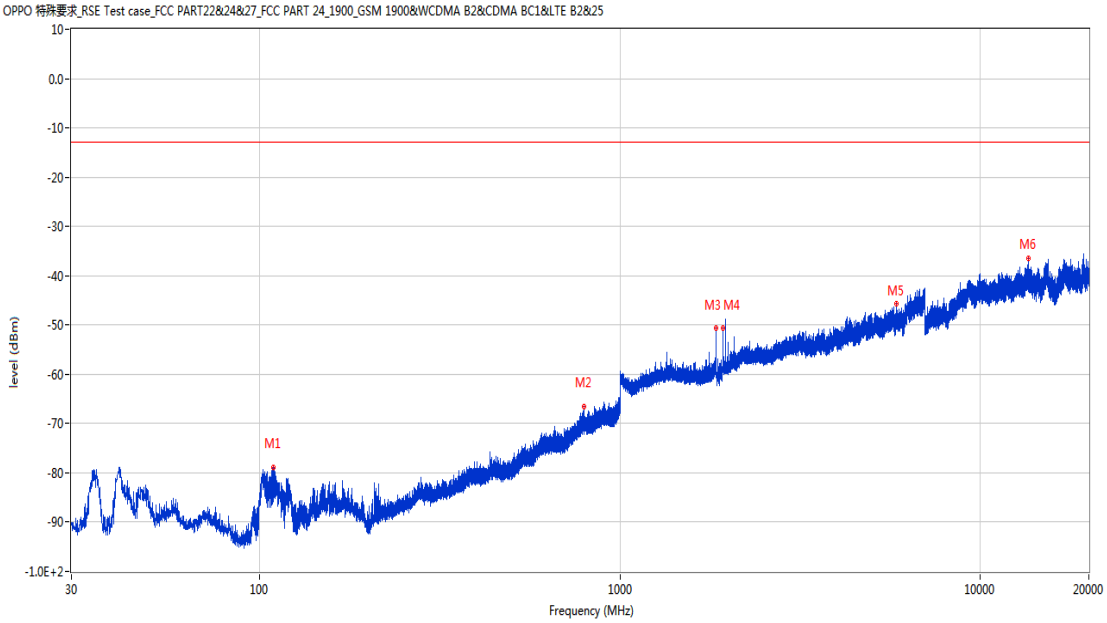

Frequency (MHz)	Result (dBm)	Factor (dB)	PK Limit (dBm)	Over Limit (dB)	Table (o)	ANT	EUT	Verdict
108.764	-79.01	-22.58	-13.0	-66.01	360.00	Horizontal	Vertical	Pass
795.281	-66.51	1.44	-13.0	-53.51	164.00	Horizontal	Vertical	Pass
1850.200	-50.63	-3.80	-13.0	-37.63	144.00	Horizontal	Vertical	N/A
1930.100	-50.70	-3.19	-13.0	-37.70	119.00	Horizontal	Vertical	N/A
5845.000	-45.68	8.68	-13.0	-32.68	361.00	Horizontal	Vertical	Pass
13597.887	-36.54	19.50	-13.0	-23.54	220.00	Horizontal	Vertical	Pass

RSE-V&V EGPRS 1900 CH512

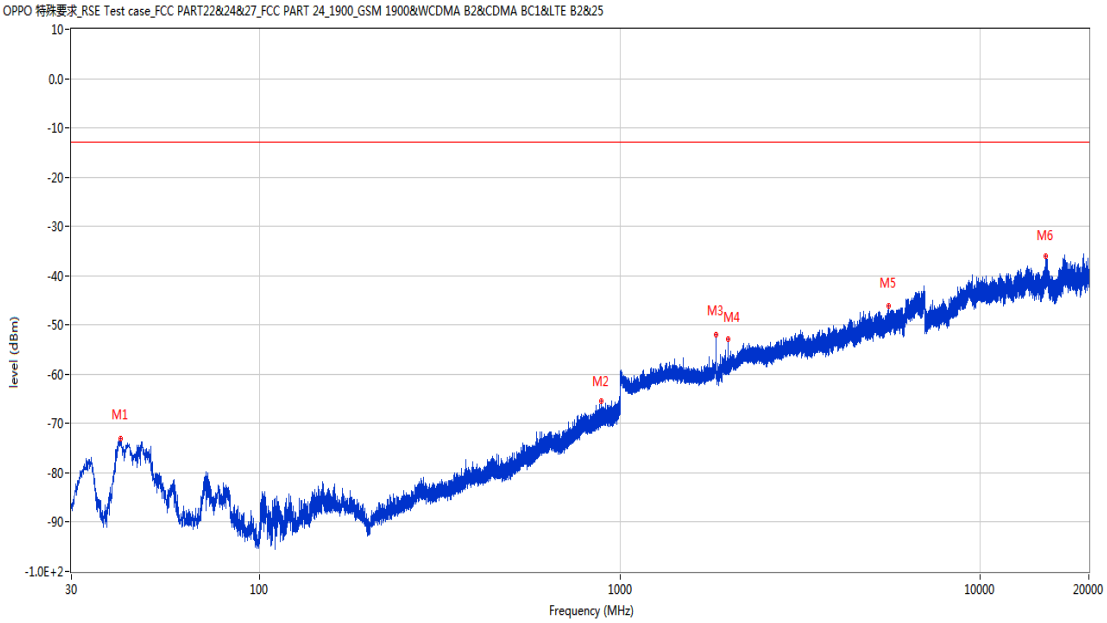

Frequency (MHz)	Result (dBm)	Factor (dB)	PK Limit (dBm)	Over Limit (dB)	Table (o)	ANT	EUT	Verdict
41.155	-73.14	-18.53	-13.0	-60.14	172.00	Vertical	Vertical	Pass
884.667	-65.51	2.84	-13.0	-52.51	301.00	Vertical	Vertical	Pass
1850.100	-51.91	-3.80	-13.0	-38.91	92.00	Vertical	Vertical	N/A
1996.800	-52.89	-3.57	-13.0	-39.89	188.00	Vertical	Vertical	N/A
5550.200	-46.23	8.37	-13.0	-33.23	148.00	Vertical	Vertical	Pass
15196.151	-36.05	18.26	-13.0	-23.05	360.00	Vertical	Vertical	Pass

RSE-V&H EGPRS 1900 CH512

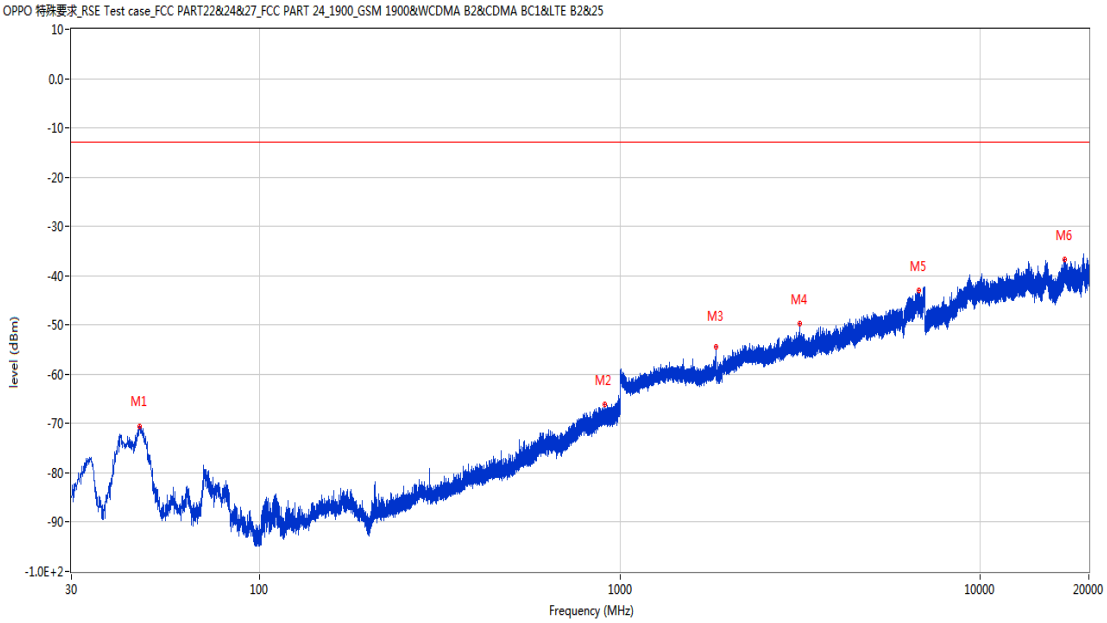

Frequency (MHz)	Result (dBm)	Factor (dB)	PK Limit (dBm)	Over Limit (dB)	Table (o)	ANT	EUT	Verdict
46.393	-70.51	-18.87	-13.0	-57.51	274.00	Vertical	Horizontal	Pass
906.929	-66.01	3.17	-13.0	-53.01	-1.00	Vertical	Horizontal	Pass
1850.100	-54.53	-3.80	-13.0	-41.53	36.00	Vertical	Horizontal	N/A
3150.000	-49.78	3.43	-13.0	-36.78	239.00	Vertical	Horizontal	Pass
6762.000	-43.04	11.50	-13.0	-30.04	218.00	Vertical	Horizontal	Pass
17113.775	-36.73	19.17	-13.0	-23.73	173.00	Vertical	Horizontal	Pass

20.2 EGPRS 1900 Middle Channel

RSE-H&H EGPRS 1900 CH661

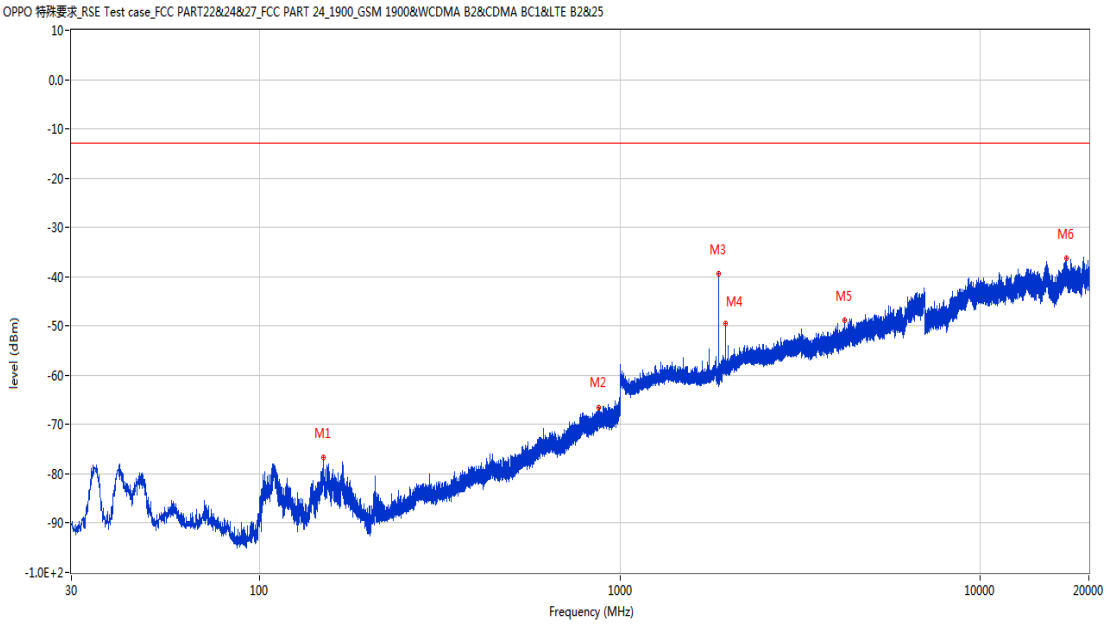

Frequency (MHz)	Result (dBm)	Factor (dB)	PK Limit (dBm)	Over Limit (dB)	Table (o)	ANT	EUT	Verdict
149.941	-76.66	-15.69	-13.0	-63.66	237.00	Horizontal	Horizontal	Pass
873.172	-66.48	2.50	-13.0	-53.48	-2.00	Horizontal	Horizontal	Pass
1879.900	-39.43	-3.86	-13.0	-26.43	254.00	Horizontal	Horizontal	N/A
1959.900	-49.47	-3.57	-13.0	-36.47	145.00	Horizontal	Horizontal	N/A
4191.000	-48.83	6.08	-13.0	-35.83	39.00	Horizontal	Horizontal	Pass
17297.562	-36.30	17.85	-13.0	-23.30	191.00	Horizontal	Horizontal	Pass

RSE-H&V EGPRS 1900 CH661

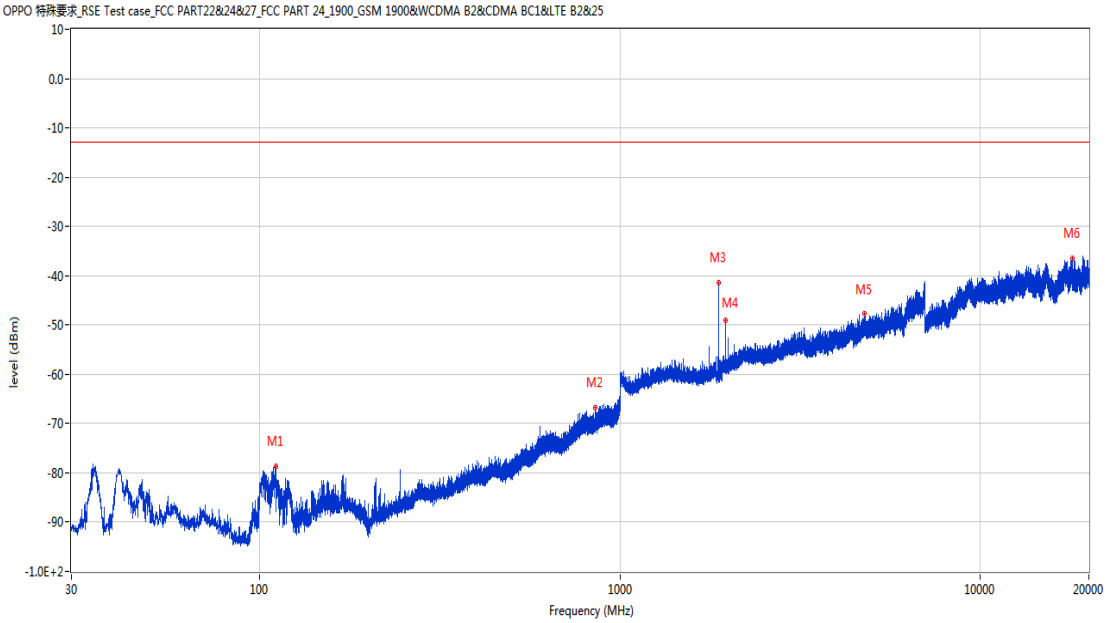

Frequency (MHz)	Result (dBm)	Factor (dB)	PK Limit (dBm)	Over Limit (dB)	Table (o)	ANT	EUT	Verdict
110.607	-78.63	-22.65	-13.0	-65.63	-1.00	Horizontal	Vertical	Pass
852.657	-66.70	1.73	-13.0	-53.70	-1.00	Horizontal	Vertical	Pass
1879.900	-41.31	-3.86	-13.0	-28.31	157.00	Horizontal	Vertical	N/A
1960.000	-49.11	-3.57	-13.0	-36.11	157.00	Horizontal	Vertical	N/A
4771.400	-47.60	8.02	-13.0	-34.60	-1.00	Horizontal	Vertical	Pass
18034.526	-36.40	18.47	-13.0	-23.40	198.00	Horizontal	Vertical	Pass

RSE-V&V EGPRS 1900 CH661

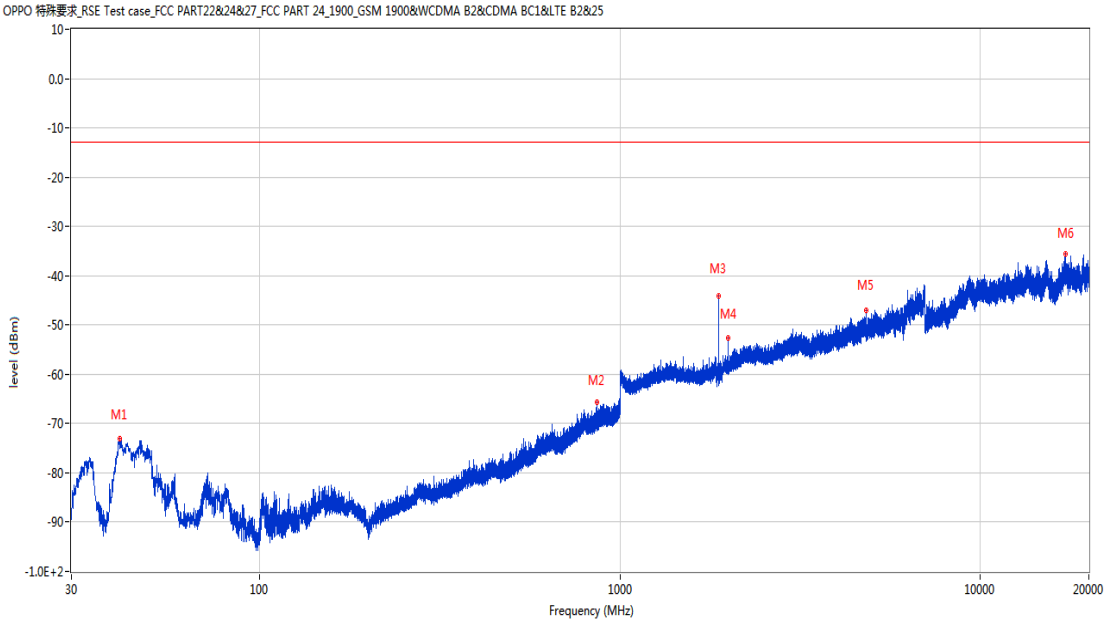

Frequency (MHz)	Result (dBm)	Factor (dB)	PK Limit (dBm)	Over Limit (dB)	Table (o)	ANT	EUT	Verdict
40.767	-73.01	-18.68	-13.0	-60.01	360.00	Vertical	Vertical	Pass
863.327	-65.71	1.91	-13.0	-52.71	269.00	Vertical	Vertical	Pass
1879.900	-44.06	-3.86	-13.0	-31.06	132.00	Vertical	Vertical	N/A
1996.700	-52.69	-3.58	-13.0	-39.69	180.00	Vertical	Vertical	N/A
4821.000	-47.01	6.98	-13.0	-34.01	235.00	Vertical	Vertical	Pass
17196.788	-35.63	18.54	-13.0	-22.63	360.00	Vertical	Vertical	Pass

RSE-V&H EGPRS 1900 CH661

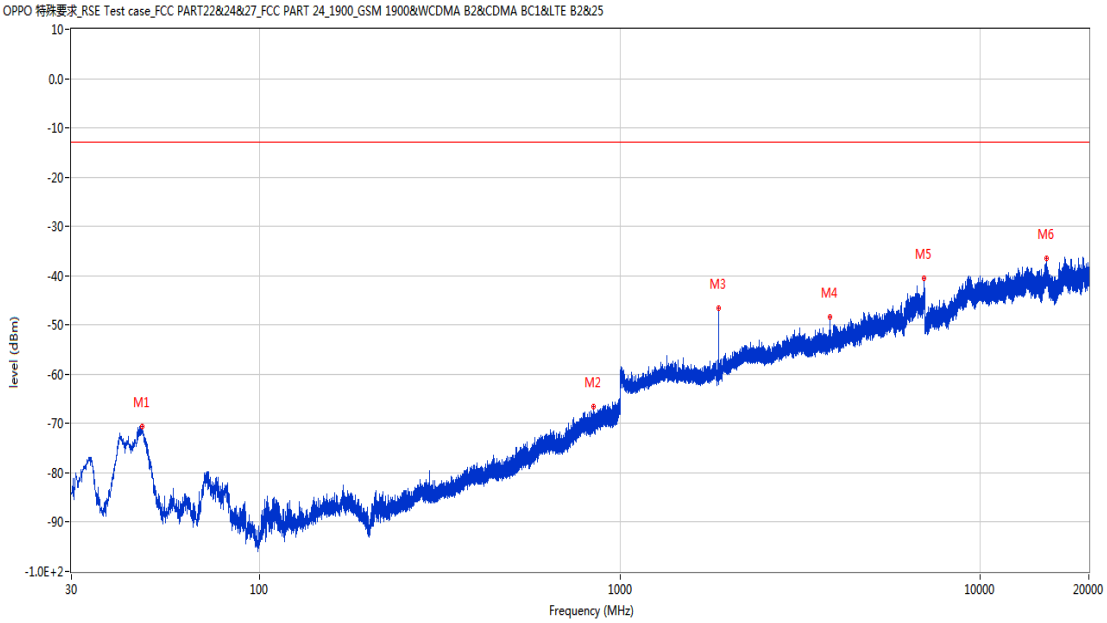

Frequency (MHz)	Result (dBm)	Factor (dB)	PK Limit (dBm)	Over Limit (dB)	Table (o)	ANT	EUT	Verdict
47.218	-70.67	-18.42	-13.0	-57.67	355.00	Vertical	Horizontal	Pass
842.084	-66.58	1.24	-13.0	-53.58	206.00	Vertical	Horizontal	Pass
1880.000	-46.65	-3.86	-13.0	-33.65	26.00	Vertical	Horizontal	N/A
3819.200	-48.39	5.85	-13.0	-35.39	77.00	Vertical	Horizontal	Pass
6980.600	-40.48	14.12	-13.0	-27.48	296.00	Vertical	Horizontal	Pass
15295.112	-36.53	17.77	-13.0	-23.53	261.00	Vertical	Horizontal	Pass

20.3 EGPRS 1900 High Channel

RSE-H&H EGPRS 1900 CH810

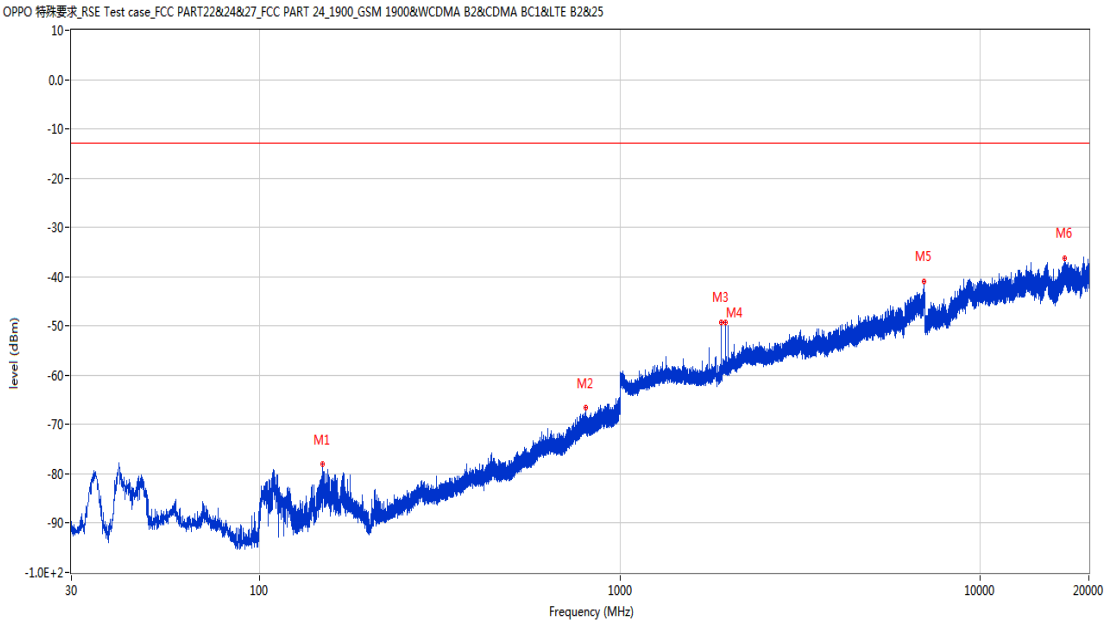

Frequency (MHz)	Result (dBm)	Factor (dB)	PK Limit (dBm)	Over Limit (dB)	Table (o)	ANT	EUT	Verdict
149.456	-77.92	-15.80	-13.0	-64.92	236.00	Horizontal	Horizontal	Pass
804.933	-66.57	1.30	-13.0	-53.57	170.00	Horizontal	Horizontal	Pass
1909.700	-49.34	-3.67	-13.0	-36.34	78.00	Horizontal	Horizontal	N/A
1960.000	-49.36	-3.57	-13.0	-36.36	123.00	Horizontal	Horizontal	N/A
6979.000	-40.89	14.05	-13.0	-27.89	262.00	Horizontal	Horizontal	Pass
17096.012	-36.23	19.23	-13.0	-23.23	178.00	Horizontal	Horizontal	Pass

RSE-H&V EGPRS 1900 CH810

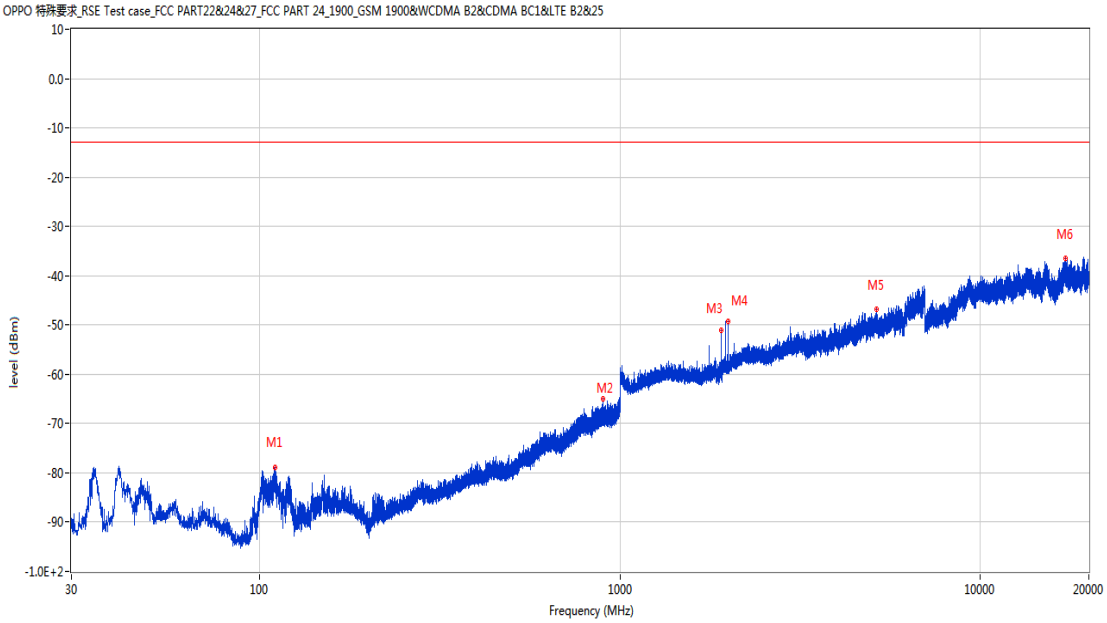

Frequency (MHz)	Result (dBm)	Factor (dB)	PK Limit (dBm)	Over Limit (dB)	Table (o)	ANT	EUT	Verdict
110.316	-78.91	-22.69	-13.0	-65.91	363.00	Horizontal	Vertical	Pass
895.337	-65.02	3.12	-13.0	-52.02	87.00	Horizontal	Vertical	Pass
1909.500	-51.14	-3.67	-13.0	-38.14	136.00	Horizontal	Vertical	N/A
1989.700	-49.19	-3.81	-13.0	-36.19	136.00	Horizontal	Vertical	N/A
5138.400	-46.83	7.68	-13.0	-33.83	240.00	Horizontal	Vertical	Pass
17278.714	-36.38	17.94	-13.0	-23.38	350.00	Horizontal	Vertical	Pass

RSE-V&V EGPRS 1900 CH810

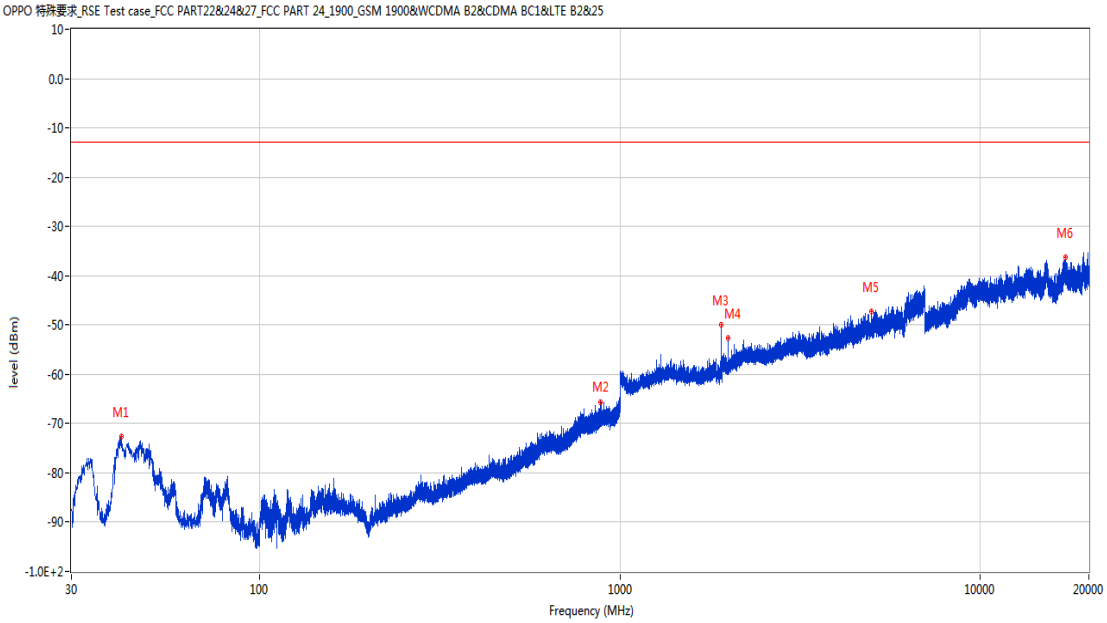

Frequency (MHz)	Result (dBm)	Factor (dB)	PK Limit (dBm)	Over Limit (dB)	Table (o)	ANT	EUT	Verdict
41.349	-72.68	-18.57	-13.0	-59.68	95.00	Vertical	Vertical	Pass
884.182	-65.74	2.83	-13.0	-52.74	-1.00	Vertical	Vertical	Pass
1909.600	-49.87	-3.67	-13.0	-36.87	153.00	Vertical	Vertical	N/A
1996.700	-52.71	-3.58	-13.0	-39.71	198.00	Vertical	Vertical	N/A
4995.800	-47.32	7.79	-13.0	-34.32	-3.00	Vertical	Vertical	Pass
17186.636	-36.20	18.49	-13.0	-23.20	344.00	Vertical	Vertical	Pass

RSE-V&H EGPRS 1900 CH810

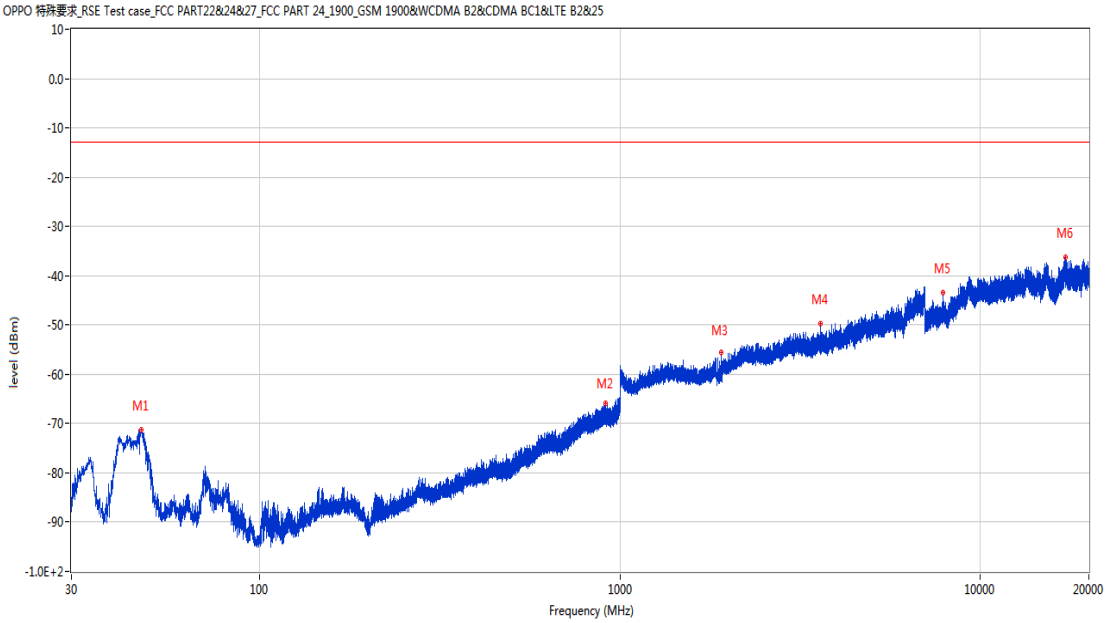

Frequency (MHz)	Result (dBm)	Factor (dB)	PK Limit (dBm)	Over Limit (dB)	Table (o)	ANT	EUT	Verdict
47.023	-71.29	-18.50	-13.0	-58.29	-1.00	Vertical	Horizontal	Pass
910.906	-65.97	3.17	-13.0	-52.97	308.00	Vertical	Horizontal	Pass
1909.600	-55.59	-3.67	-13.0	-42.59	39.00	Vertical	Horizontal	N/A
3608.200	-49.72	3.57	-13.0	-36.72	-1.00	Vertical	Horizontal	Pass
7896.138	-43.49	12.03	-13.0	-30.49	176.00	Vertical	Horizontal	Pass
17190.988	-36.32	18.51	-13.0	-23.32	272.00	Vertical	Horizontal	Pass

WCDMA

21 WCDMA Band 2

21.1 WCDMA Band 2 Low Channel

RSE-H&H WCDMA Band 2 CH9262

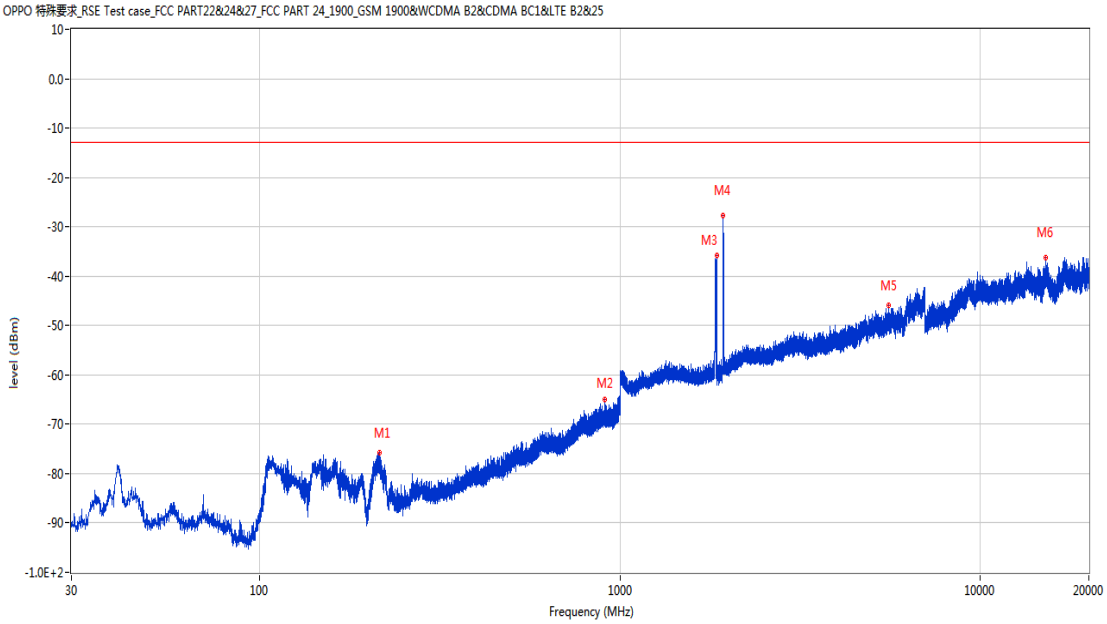

Frequency (MHz)	Result (dBm)	Factor (dB)	PK Limit (dBm)	Over Limit (dB)	Table (o)	ANT	EUT	Verdict
214.542	-75.65	-17.23	-13.0	-62.65	105.00	Horizontal	Horizontal	Pass
907.171	-65.02	3.14	-13.0	-52.02	202.00	Horizontal	Horizontal	Pass
1853.500	-35.79	-3.65	-13.0	-22.79	75.00	Horizontal	Horizontal	N/A
1932.500	-27.70	-3.09	-13.0	-14.70	137.00	Horizontal	Horizontal	N/A
5563.400	-45.79	8.51	-13.0	-32.79	119.00	Horizontal	Horizontal	Pass
15195.425	-36.29	18.24	-13.0	-23.29	40.00	Horizontal	Horizontal	Pass

RSE-H&V WCDMA Band 2 CH9262

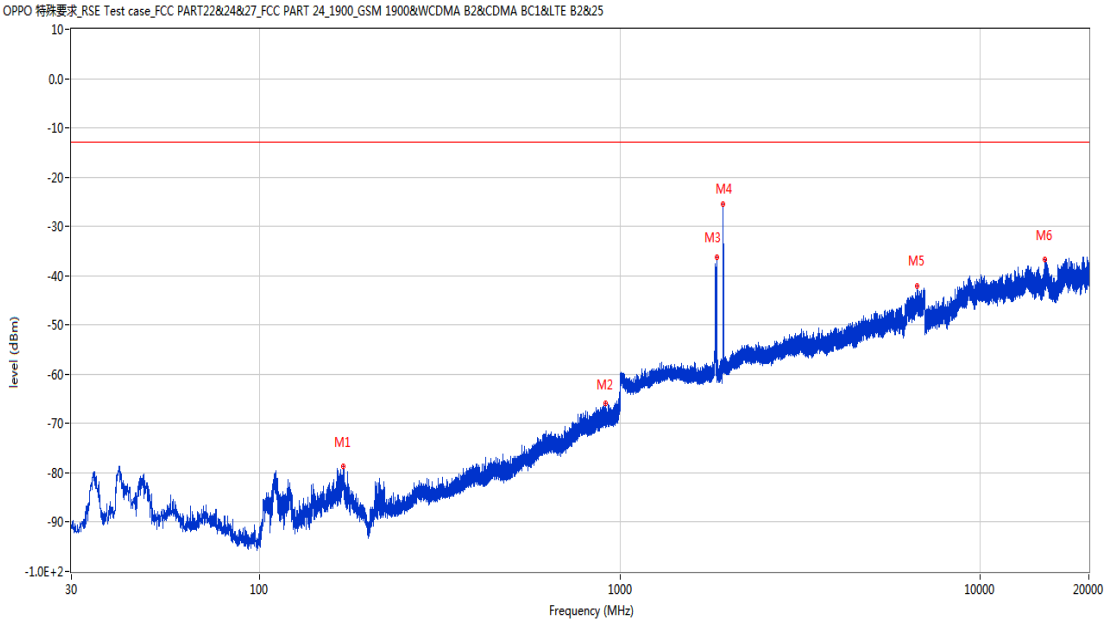

Frequency (MHz)	Result (dBm)	Factor (dB)	PK Limit (dBm)	Over Limit (dB)	Table (o)	ANT	EUT	Verdict
170.068	-78.77	-15.17	-13.0	-65.77	55.00	Horizontal	Vertical	Pass
909.644	-65.97	3.02	-13.0	-52.97	284.00	Horizontal	Vertical	Pass
1853.400	-36.22	-3.65	-13.0	-23.22	305.00	Horizontal	Vertical	N/A
1934.400	-25.53	-3.05	-13.0	-12.53	141.00	Horizontal	Vertical	N/A
6685.400	-42.15	11.93	-13.0	-29.15	96.00	Horizontal	Vertical	Pass
15092.112	-36.65	17.65	-13.0	-23.65	232.00	Horizontal	Vertical	Pass

RSE-V&V WCDMA Band 2 CH9262

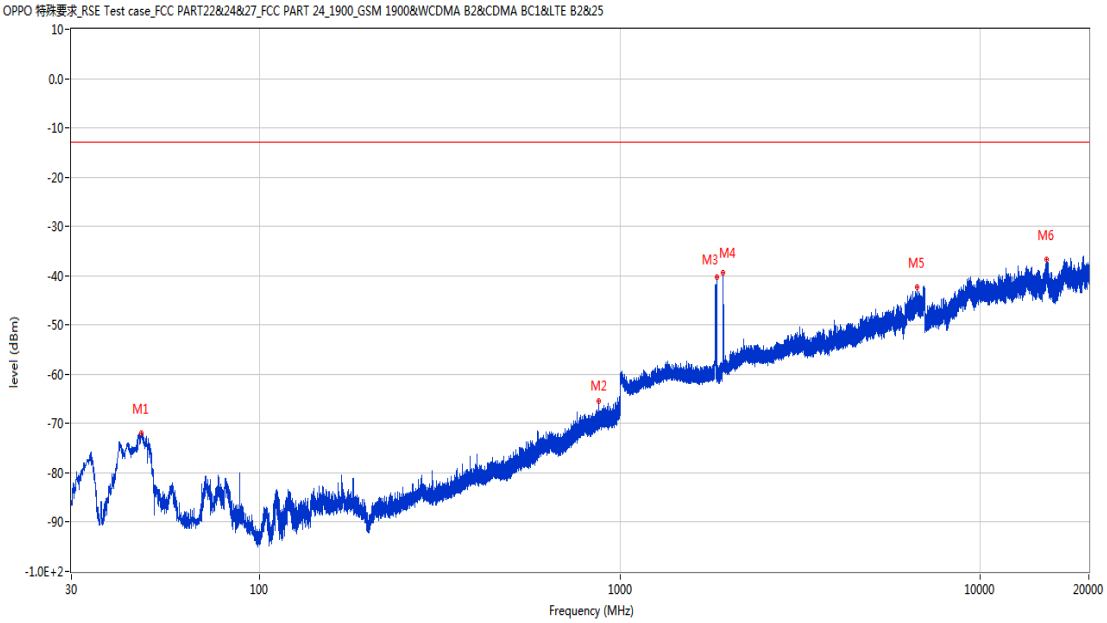

Frequency (MHz)	Result (dBm)	Factor (dB)	PK Limit (dBm)	Over Limit (dB)	Table (o)	ANT	EUT	Verdict
47.023	-71.85	-18.39	-13.0	-58.85	327.00	Vertical	Vertical	Pass
873.754	-65.54	2.34	-13.0	-52.54	267.00	Vertical	Vertical	Pass
1853.800	-40.34	-3.65	-13.0	-27.34	353.00	Vertical	Vertical	N/A
1931.200	-39.39	-3.12	-13.0	-26.39	13.00	Vertical	Vertical	N/A
6679.000	-42.30	12.20	-13.0	-29.30	157.00	Vertical	Vertical	Pass
15305.263	-36.78	17.86	-13.0	-23.78	154.00	Vertical	Vertical	Pass

RSE-V&H WCDMA Band 2 CH9262

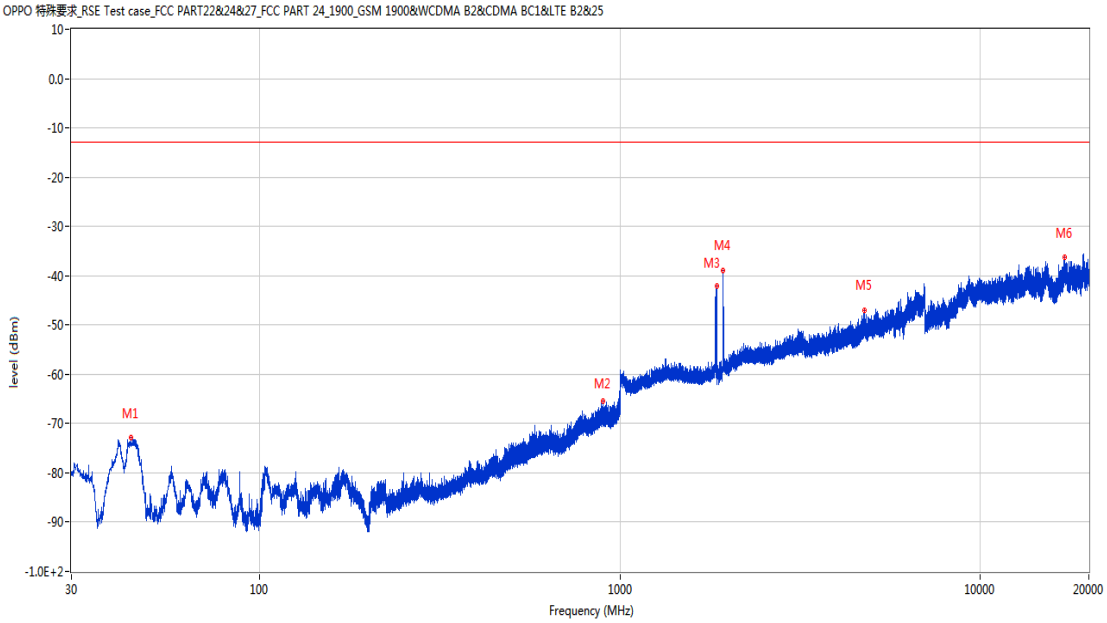

Frequency (MHz)	Result (dBm)	Factor (dB)	PK Limit (dBm)	Over Limit (dB)	Table (o)	ANT	EUT	Verdict
43.919	-72.94	-19.34	-13.0	-59.94	206.00	Vertical	Horizontal	Pass
896.016	-65.42	3.13	-13.0	-52.42	360.00	Vertical	Horizontal	Pass
1853.500	-42.04	-3.65	-13.0	-29.04	17.00	Vertical	Horizontal	N/A
1932.700	-38.85	-3.08	-13.0	-25.85	130.00	Vertical	Horizontal	N/A
4766.600	-47.09	7.89	-13.0	-34.09	334.00	Vertical	Horizontal	Pass
17101.088	-36.14	19.44	-13.0	-23.14	52.00	Vertical	Horizontal	Pass

21.2 WCDMA Band 2 Middle Channel

RSE-H&H WCDMA Band 2 CH9400

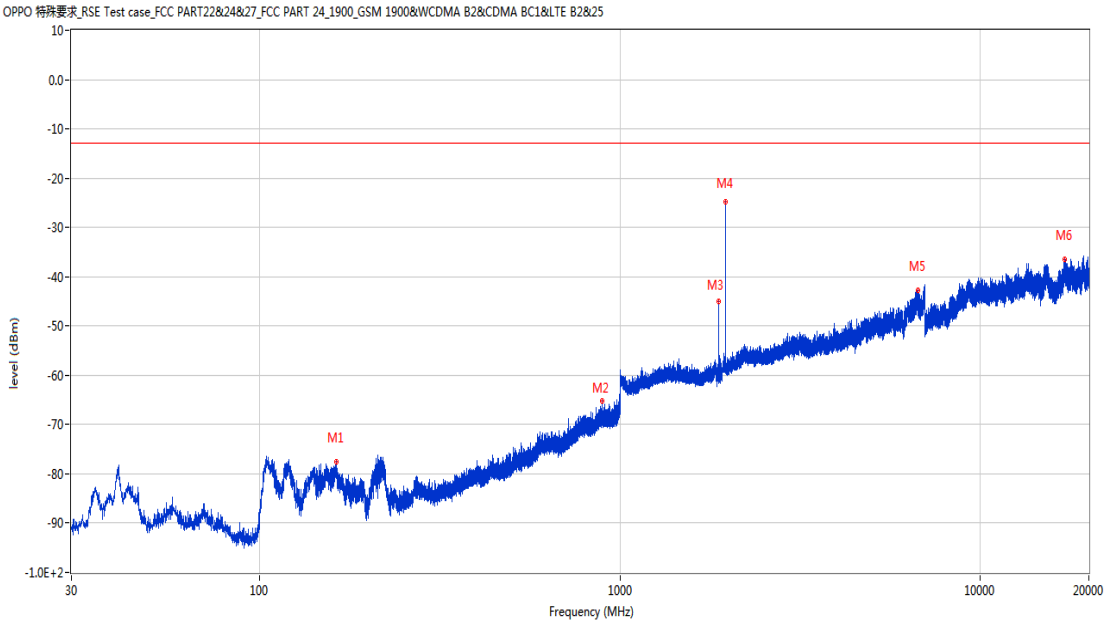

Frequency (MHz)	Result (dBm)	Factor (dB)	PK Limit (dBm)	Over Limit (dB)	Table (o)	ANT	EUT	Verdict
162.939	-77.54	-15.36	-13.0	-64.54	30.00	Horizontal	Horizontal	Pass
890.342	-65.30	3.10	-13.0	-52.30	144.00	Horizontal	Horizontal	Pass
1879.200	-45.05	-3.73	-13.0	-32.05	229.00	Horizontal	Horizontal	N/A
1960.100	-24.78	-3.56	-13.0	-11.78	136.00	Horizontal	Horizontal	N/A
6693.400	-42.75	12.07	-13.0	-29.75	361.00	Horizontal	Horizontal	Pass
17105.801	-36.40	19.34	-13.0	-23.40	187.00	Horizontal	Horizontal	Pass

RSE-H&V WCDMA Band 2 CH9400

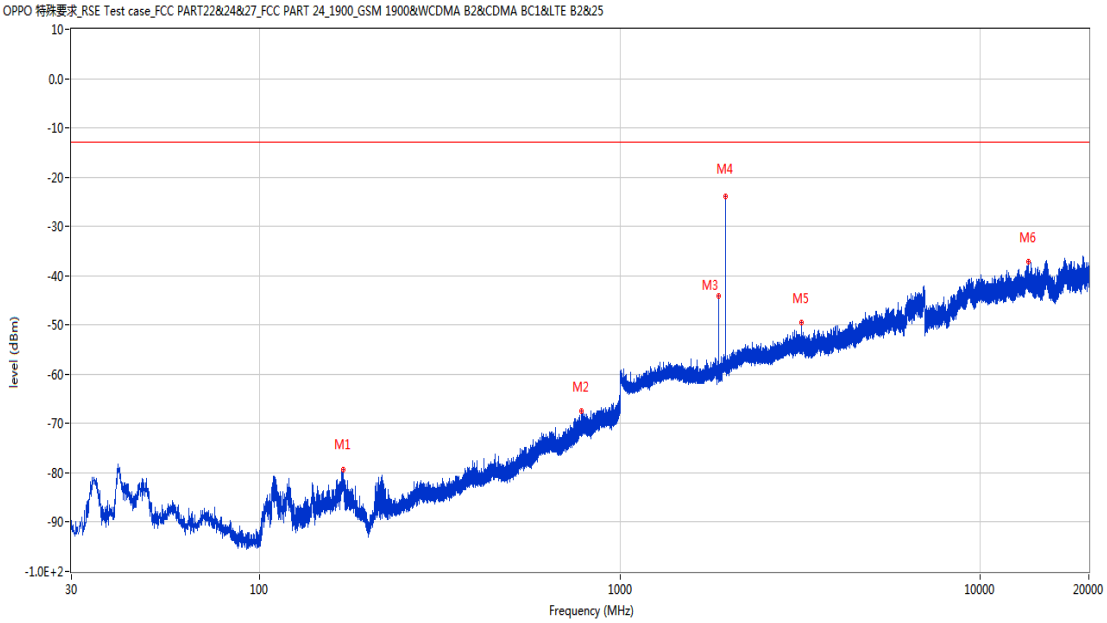

Frequency (MHz)	Result (dBm)	Factor (dB)	PK Limit (dBm)	Over Limit (dB)	Table (o)	ANT	EUT	Verdict
170.456	-79.33	-15.15	-13.0	-66.33	35.00	Horizontal	Vertical	Pass
780.392	-67.50	1.38	-13.0	-54.50	306.00	Horizontal	Vertical	Pass
1879.500	-44.11	-3.73	-13.0	-31.11	187.00	Horizontal	Vertical	N/A
1960.300	-23.94	-3.56	-13.0	-10.94	146.00	Horizontal	Vertical	N/A
3190.200	-49.56	3.37	-13.0	-36.56	41.00	Horizontal	Vertical	Pass
13598.250	-37.22	19.50	-13.0	-24.22	282.00	Horizontal	Vertical	Pass

RSE-V&V WCDMA Band 2 CH9400

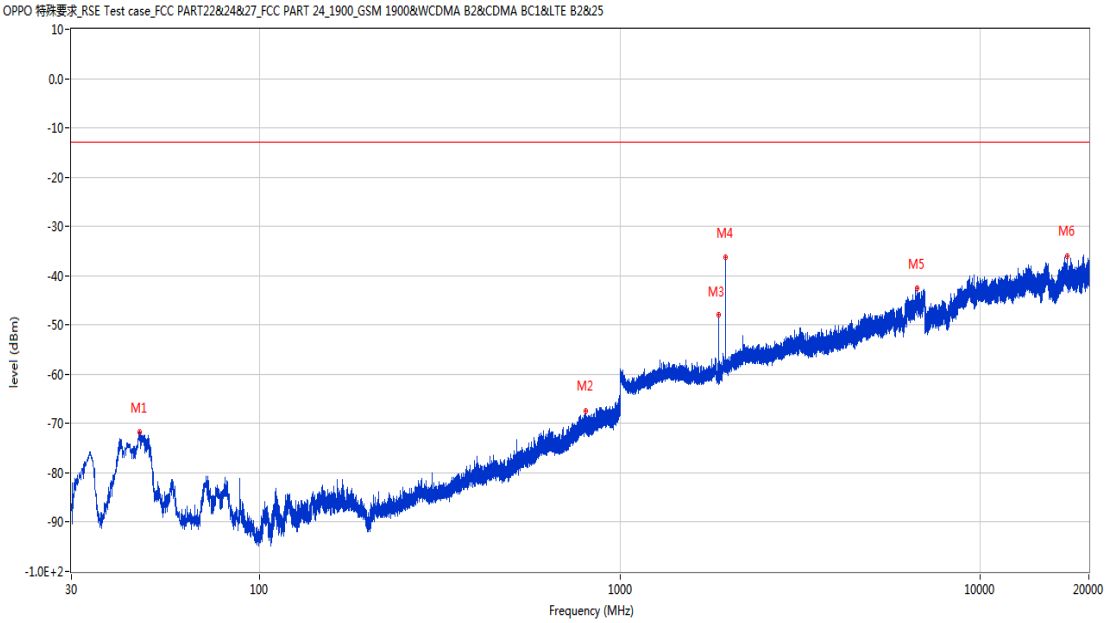

Frequency (MHz)	Result (dBm)	Factor (dB)	PK Limit (dBm)	Over Limit (dB)	Table (o)	ANT	EUT	Verdict
46.296	-71.66	-18.81	-13.0	-58.66	337.00	Vertical	Vertical	Pass
801.102	-67.50	1.54	-13.0	-54.50	93.00	Vertical	Vertical	Pass
1879.200	-47.89	-3.73	-13.0	-34.89	325.00	Vertical	Vertical	N/A
1960.100	-36.17	-3.56	-13.0	-23.17	107.00	Vertical	Vertical	N/A
6689.800	-42.45	12.08	-13.0	-29.45	55.00	Vertical	Vertical	Pass
17376.588	-36.06	18.23	-13.0	-23.06	361.00	Vertical	Vertical	Pass

RSE-V&H WCDMA Band 2 CH9400

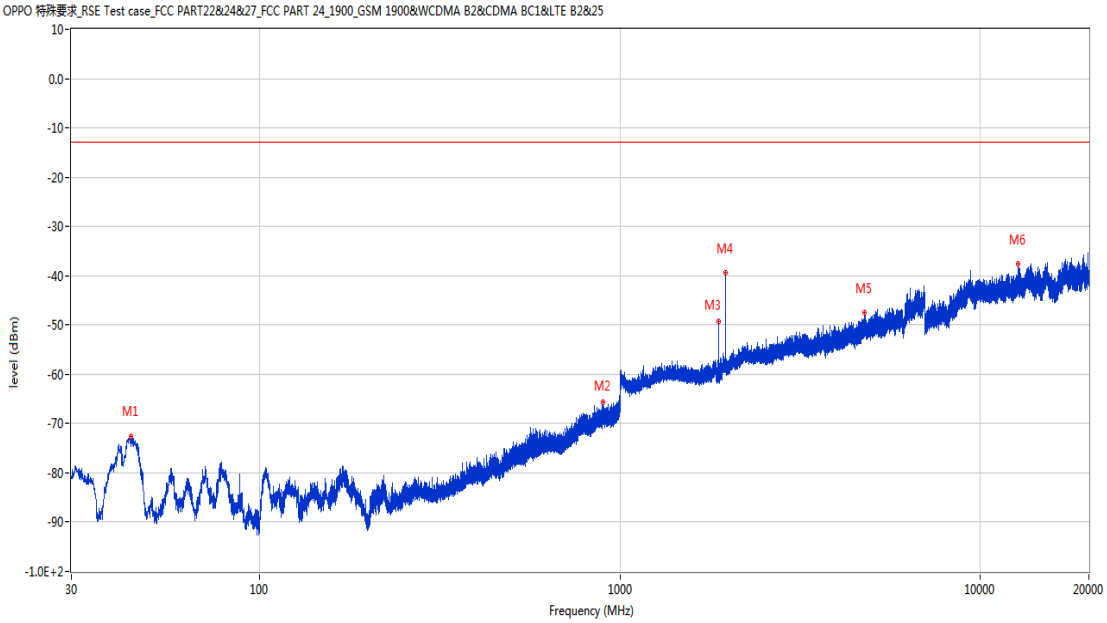

Frequency (MHz)	Result (dBm)	Factor (dB)	PK Limit (dBm)	Over Limit (dB)	Table (o)	ANT	EUT	Verdict
43.774	-72.53	-19.31	-13.0	-59.53	63.00	Vertical	Horizontal	Pass
894.513	-65.65	3.06	-13.0	-52.65	215.00	Vertical	Horizontal	Pass
1879.200	-49.18	-3.73	-13.0	-36.18	32.00	Vertical	Horizontal	N/A
1960.900	-39.49	-3.57	-13.0	-26.49	98.00	Vertical	Horizontal	N/A
4767.000	-47.39	7.89	-13.0	-34.39	25.00	Vertical	Horizontal	Pass
12738.213	-37.59	20.00	-13.0	-24.59	0.00	Vertical	Horizontal	Pass

21.3 WCDMA Band 2 High Channel

RSE-H&H WCDMA Band 2 CH9538

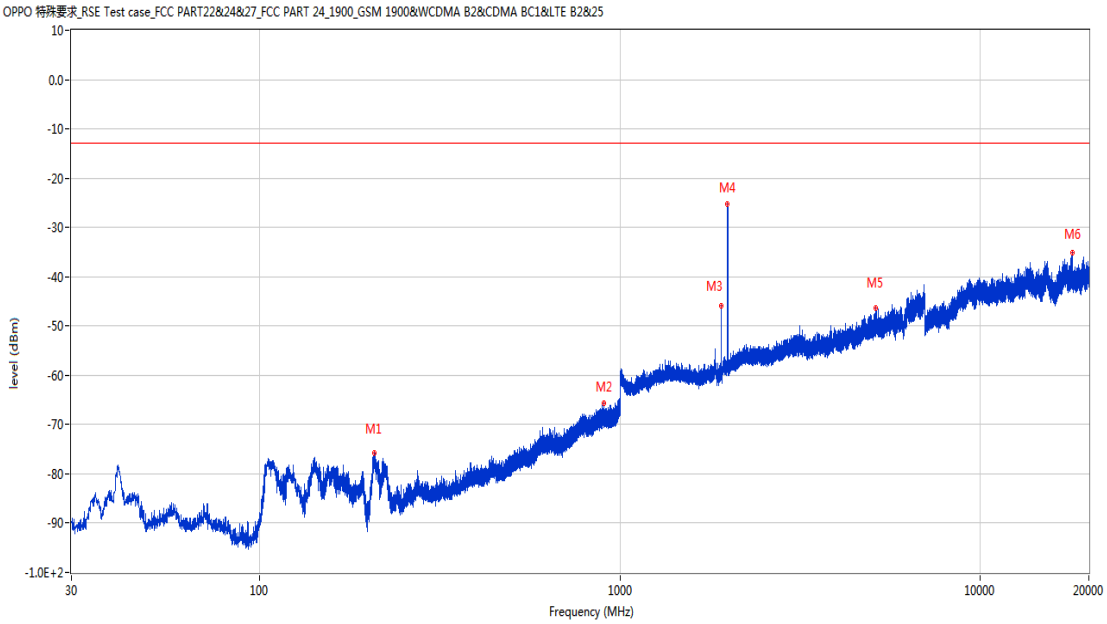

Frequency (MHz)	Result (dBm)	Factor (dB)	PK Limit (dBm)	Over Limit (dB)	Table (o)	ANT	EUT	Verdict
207.898	-75.68	-17.51	-13.0	-62.68	116.00	Horizontal	Horizontal	Pass
900.333	-65.76	3.21	-13.0	-52.76	343.00	Horizontal	Horizontal	Pass
1906.800	-45.91	-3.65	-13.0	-32.91	85.00	Horizontal	Horizontal	N/A
1987.400	-25.16	-3.83	-13.0	-12.16	134.00	Horizontal	Horizontal	N/A
5133.000	-46.42	8.20	-13.0	-33.42	75.00	Horizontal	Horizontal	Pass
17960.937	-35.18	18.38	-13.0	-22.18	278.00	Horizontal	Horizontal	Pass

RSE-H&V WCDMA Band 2 CH9538

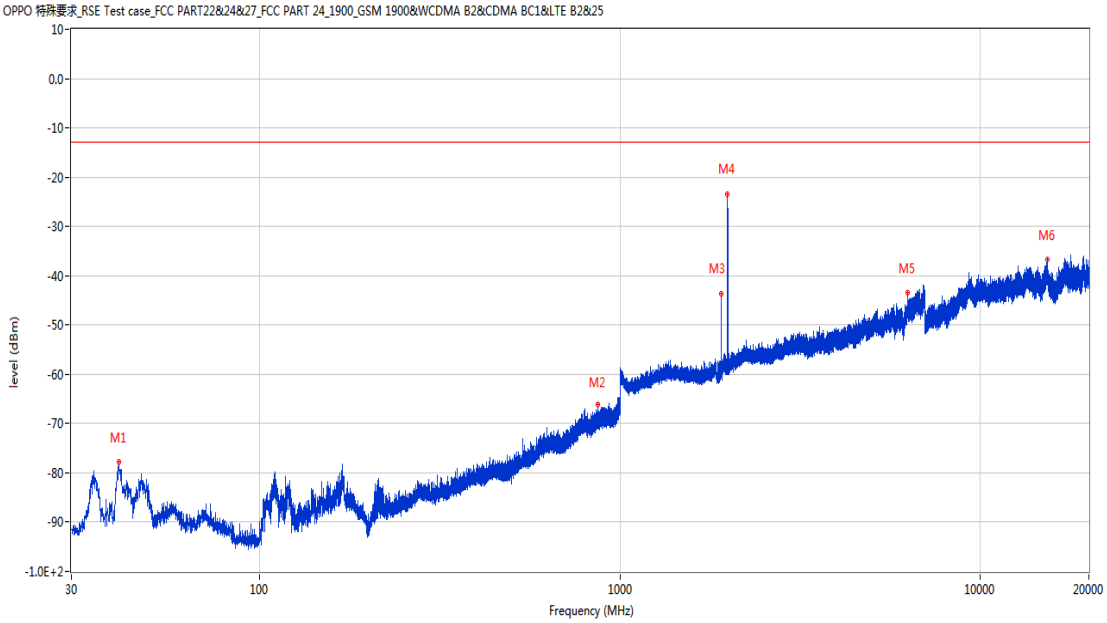

Frequency (MHz)	Result (dBm)	Factor (dB)	PK Limit (dBm)	Over Limit (dB)	Table (o)	ANT	EUT	Verdict
40.670	-77.78	-18.81	-13.0	-64.78	89.00	Horizontal	Vertical	Pass
867.110	-66.09	2.19	-13.0	-53.09	31.00	Horizontal	Vertical	Pass
1906.500	-43.70	-3.66	-13.0	-30.70	176.00	Horizontal	Vertical	N/A
1986.300	-23.40	-3.80	-13.0	-10.40	135.00	Horizontal	Vertical	N/A
6288.800	-43.48	11.66	-13.0	-30.48	131.00	Horizontal	Vertical	Pass
15328.825	-36.66	17.67	-13.0	-23.66	361.00	Horizontal	Vertical	Pass

RSE-V&V WCDMA Band 2 CH9538

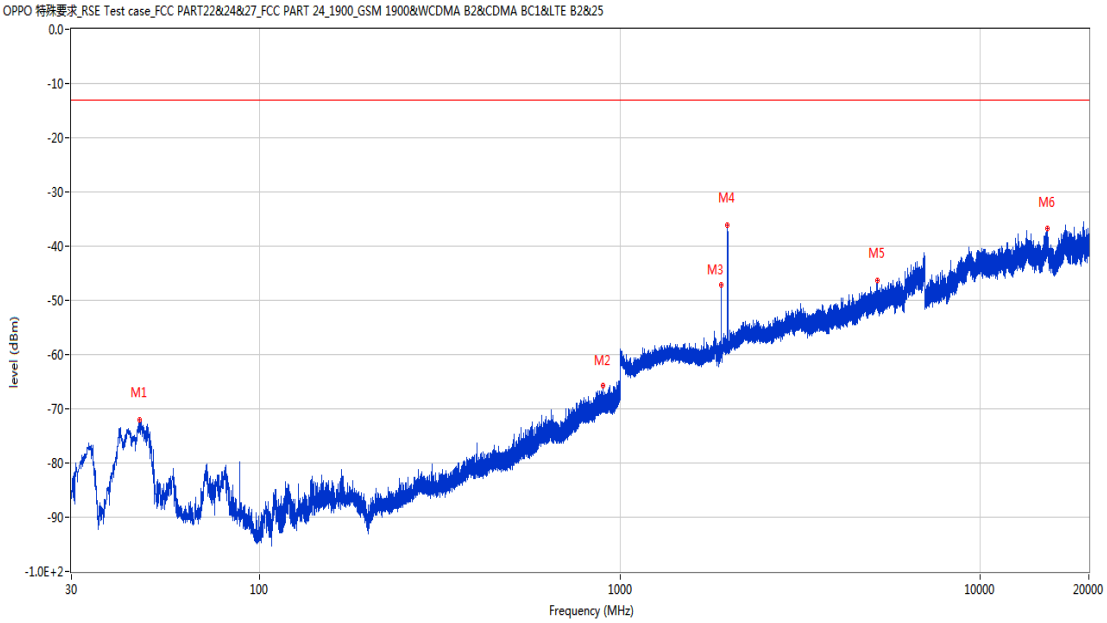

Frequency (MHz)	Result (dBm)	Factor (dB)	PK Limit (dBm)	Over Limit (dB)	Table (o)	ANT	EUT	Verdict
46.441	-72.00	-18.72	-13.0	-59.00	248.00	Vertical	Vertical	Pass
895.774	-65.80	3.12	-13.0	-52.80	168.00	Vertical	Vertical	Pass
1906.400	-47.17	-3.66	-13.0	-34.17	340.00	Vertical	Vertical	N/A
1987.900	-36.17	-3.84	-13.0	-23.17	363.00	Vertical	Vertical	N/A
5182.000	-46.42	7.91	-13.0	-33.42	115.00	Vertical	Vertical	Pass
15331.000	-36.64	17.61	-13.0	-23.64	45.00	Vertical	Vertical	Pass

RSE-V&H WCDMA Band 2 CH9538

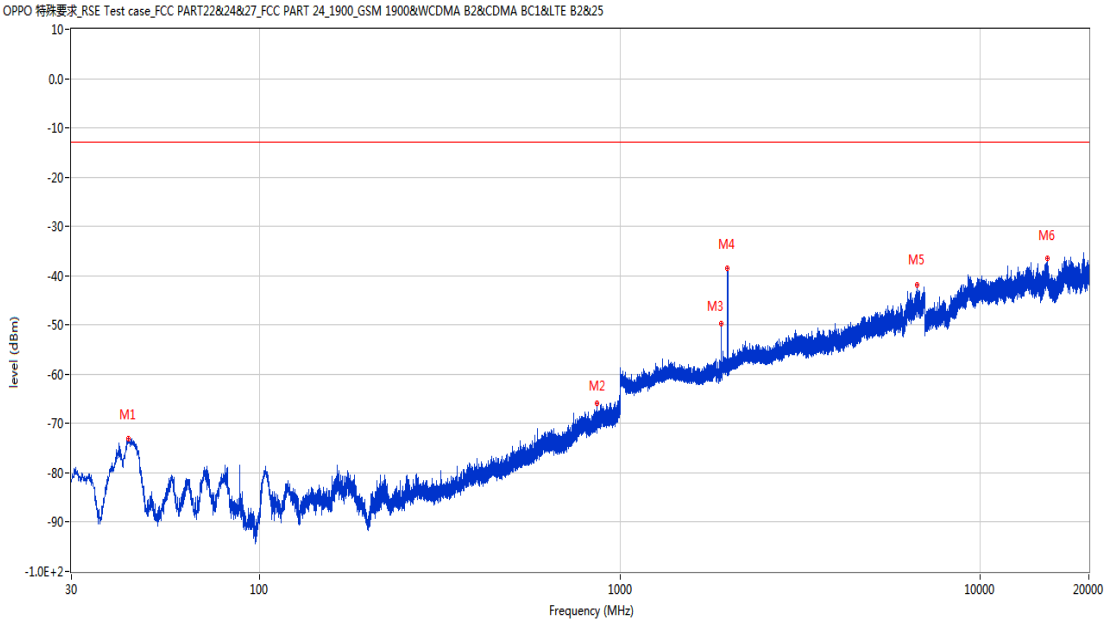

Frequency (MHz)	Result (dBm)	Factor (dB)	PK Limit (dBm)	Over Limit (dB)	Table (o)	ANT	EUT	Verdict
43.289	-73.12	-19.18	-13.0	-60.12	338.00	Vertical	Horizontal	Pass
861.581	-65.77	2.13	-13.0	-52.77	101.00	Vertical	Horizontal	Pass
1906.700	-49.82	-3.65	-13.0	-36.82	21.00	Vertical	Horizontal	N/A
1987.800	-38.52	-3.84	-13.0	-25.52	360.00	Vertical	Horizontal	N/A
6664.600	-41.89	11.94	-13.0	-28.89	0.00	Vertical	Horizontal	Pass
15349.850	-36.53	17.28	-13.0	-23.53	317.00	Vertical	Horizontal	Pass

22 WCDMA Band 4

22.1 WCDMA Band 4 Low Channel

RSE-H&H WCDMA Band 4 CH1312

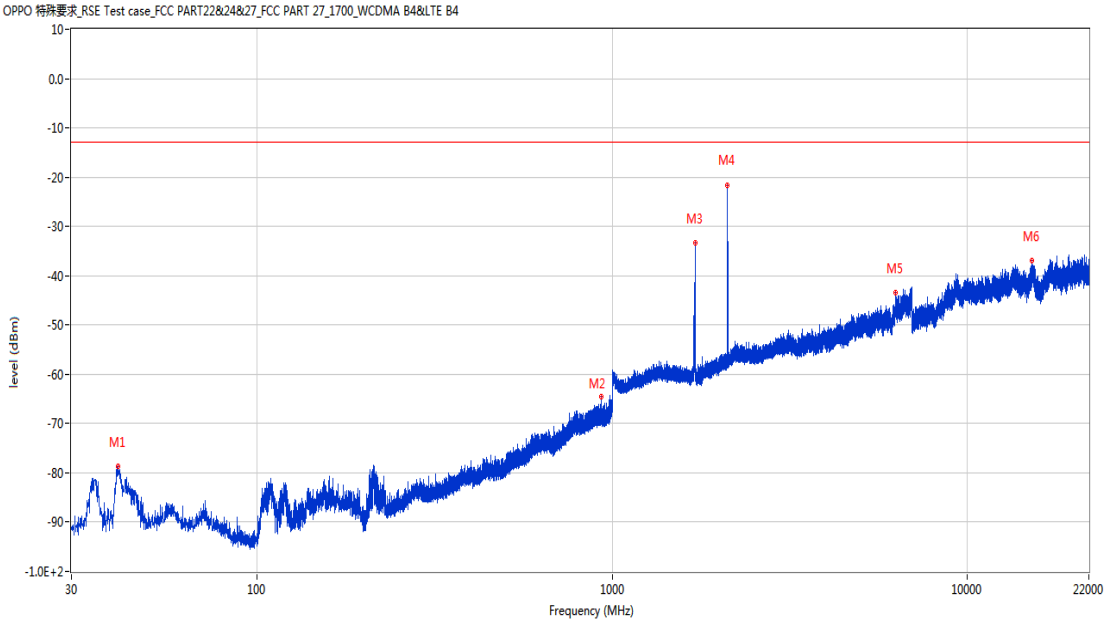

Frequency (MHz)	Result (dBm)	Factor (dB)	PK Limit (dBm)	Over Limit (dB)	Table (o)	ANT	EUT	Verdict
40.621	-78.79	-18.94	-13.0	-65.79	362.00	Horizontal	Horizontal	Pass
930.500	-64.59	3.15	-13.0	-51.59	269.00	Horizontal	Horizontal	Pass
1713.500	-33.31	-4.18	-13.0	-20.31	238.00	Horizontal	Horizontal	N/A
2113.400	-21.60	-2.19	-13.0	-8.60	120.00	Horizontal	Horizontal	N/A
6280.800	-43.46	11.68	-13.0	-30.46	363.00	Horizontal	Horizontal	Pass
15210.963	-37.03	18.21	-13.0	-24.03	245.00	Horizontal	Horizontal	Pass

RSE-H&V WCDMA Band 4 CH1312

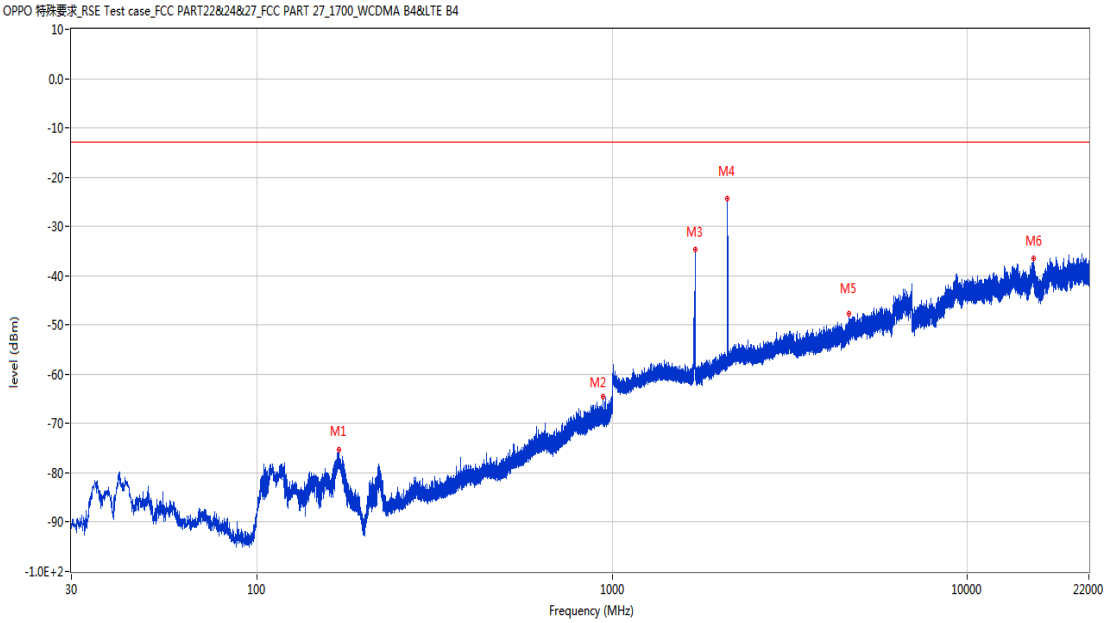

Frequency (MHz)	Result (dBm)	Factor (dB)	PK Limit (dBm)	Over Limit (dB)	Table (o)	ANT	EUT	Verdict
169.583	-75.24	-15.15	-13.0	-62.24	21.00	Horizontal	Vertical	Pass
943.255	-64.49	3.10	-13.0	-51.49	237.00	Horizontal	Vertical	Pass
1713.300	-34.73	-4.18	-13.0	-21.73	335.00	Horizontal	Vertical	N/A
2112.600	-24.38	-2.11	-13.0	-11.38	136.00	Horizontal	Vertical	N/A
4640.200	-47.72	6.41	-13.0	-34.72	184.00	Horizontal	Vertical	Pass
15340.000	-36.57	17.37	-13.0	-23.57	215.00	Horizontal	Vertical	Pass

RSE-V&V WCDMA Band 4 CH1312

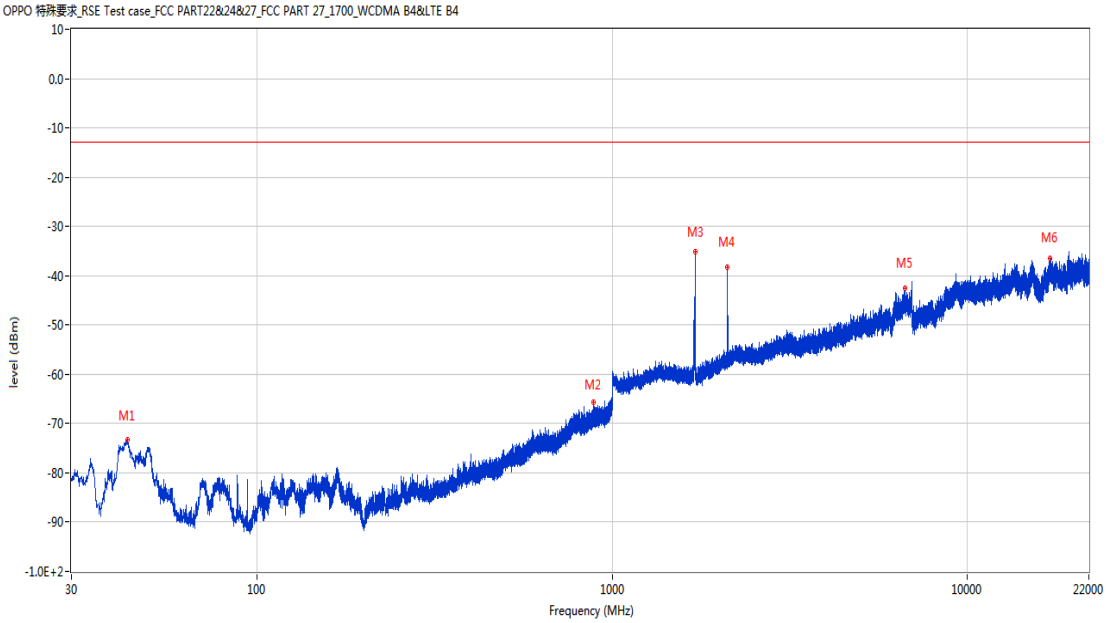

Frequency (MHz)	Result (dBm)	Factor (dB)	PK Limit (dBm)	Over Limit (dB)	Table (o)	ANT	EUT	Verdict
43.192	-73.37	-19.12	-13.0	-60.37	339.00	Vertical	Vertical	Pass
887.916	-65.74	2.97	-13.0	-52.74	363.00	Vertical	Vertical	Pass
1713.600	-35.21	-4.18	-13.0	-22.21	127.00	Vertical	Vertical	N/A
2111.200	-38.16	-2.24	-13.0	-25.16	109.00	Vertical	Vertical	N/A
6689.800	-42.55	12.08	-13.0	-29.55	361.00	Vertical	Vertical	Pass
17087.324	-36.50	18.74	-13.0	-23.50	317.00	Vertical	Vertical	Pass

RSE-V&H WCDMA Band 4 CH1312

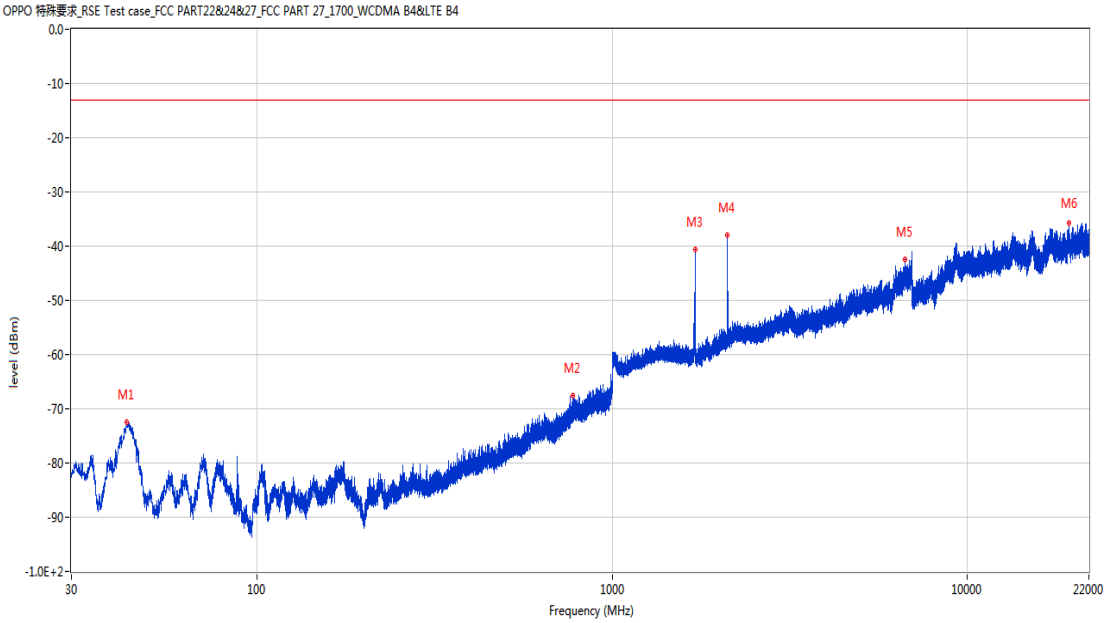

Frequency (MHz)	Result (dBm)	Factor (dB)	PK Limit (dBm)	Over Limit (dB)	Table (o)	ANT	EUT	Verdict
42.950	-72.38	-19.03	-13.0	-59.38	257.00	Vertical	Horizontal	Pass
775.591	-67.50	1.18	-13.0	-54.50	-1.00	Vertical	Horizontal	Pass
1713.100	-40.68	-4.18	-13.0	-27.68	21.00	Vertical	Horizontal	N/A
2113.100	-38.04	-2.16	-13.0	-25.04	122.00	Vertical	Horizontal	N/A
6688.200	-42.40	12.02	-13.0	-29.40	308.00	Vertical	Horizontal	Pass
19326.751	-35.73	24.40	-13.0	-22.73	126.00	Vertical	Horizontal	Pass

22.2 WCDMA Band 4 Middle Channel

RSE-H&H WCDMA Band 4 CH1413

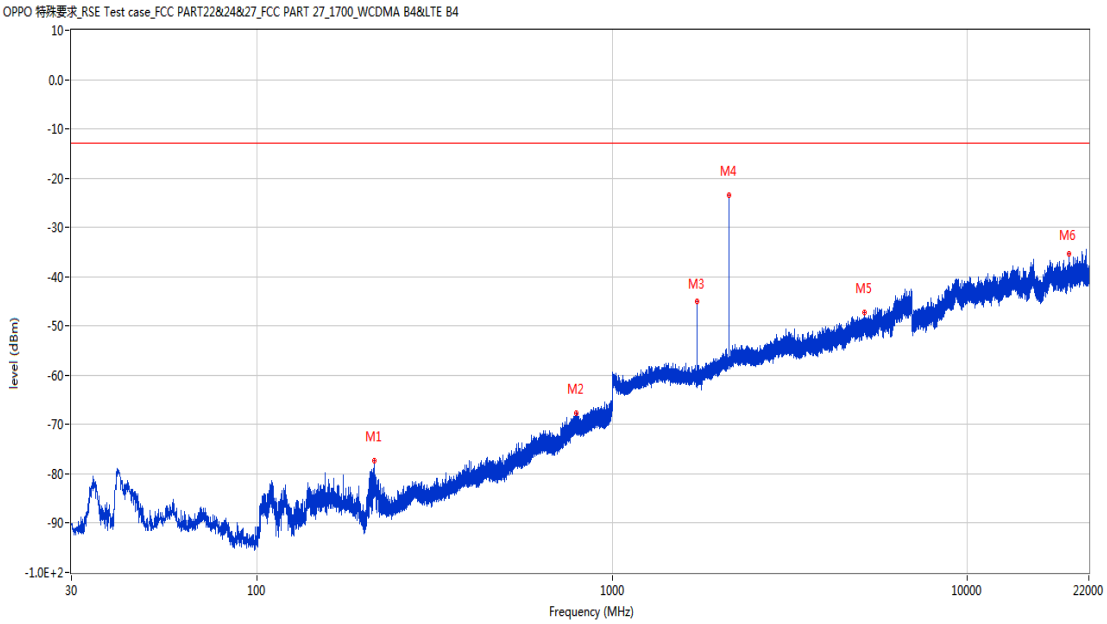

Frequency (MHz)	Result (dBm)	Factor (dB)	PK Limit (dBm)	Over Limit (dB)	Table (o)	ANT	EUT	Verdict
213.766	-77.37	-17.26	-13.0	-64.37	120.00	Horizontal	Horizontal	Pass
793.972	-67.64	1.48	-13.0	-54.64	10.00	Horizontal	Horizontal	Pass
1733.600	-45.00	-4.11	-13.0	-32.00	86.00	Horizontal	Horizontal	N/A
2131.700	-23.51	-2.34	-13.0	-10.51	127.00	Horizontal	Horizontal	N/A
5135.200	-47.35	8.13	-13.0	-34.35	-3.00	Horizontal	Horizontal	Pass
19339.237	-35.46	24.32	-13.0	-22.46	-1.00	Horizontal	Horizontal	Pass

RSE-H&V WCDMA Band 4 CH1413

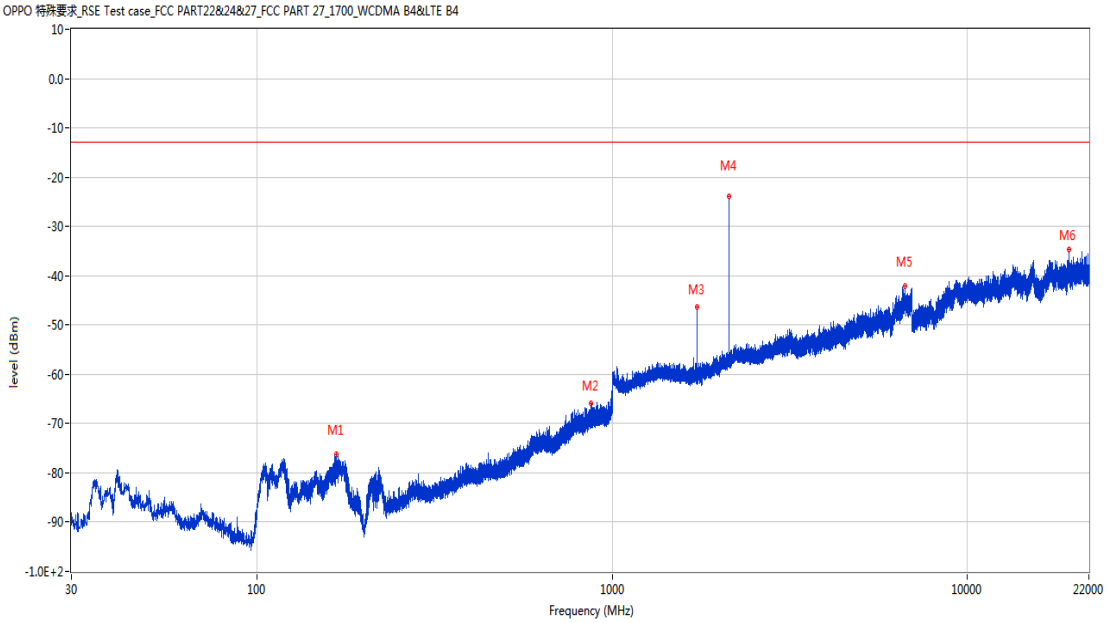

Frequency (MHz)	Result (dBm)	Factor (dB)	PK Limit (dBm)	Over Limit (dB)	Table (o)	ANT	EUT	Verdict
167.304	-76.18	-15.13	-13.0	-63.18	28.00	Horizontal	Vertical	Pass
871.960	-65.89	2.34	-13.0	-52.89	274.00	Horizontal	Vertical	Pass
1733.900	-46.44	-4.11	-13.0	-33.44	150.00	Horizontal	Vertical	N/A
2132.900	-23.90	-2.25	-13.0	-10.90	131.00	Horizontal	Vertical	N/A
6675.800	-42.09	12.02	-13.0	-29.09	0.00	Horizontal	Vertical	Pass
19324.436	-34.76	24.41	-13.0	-21.76	361.00	Horizontal	Vertical	Pass

RSE-V&V WCDMA Band 4 CH1413

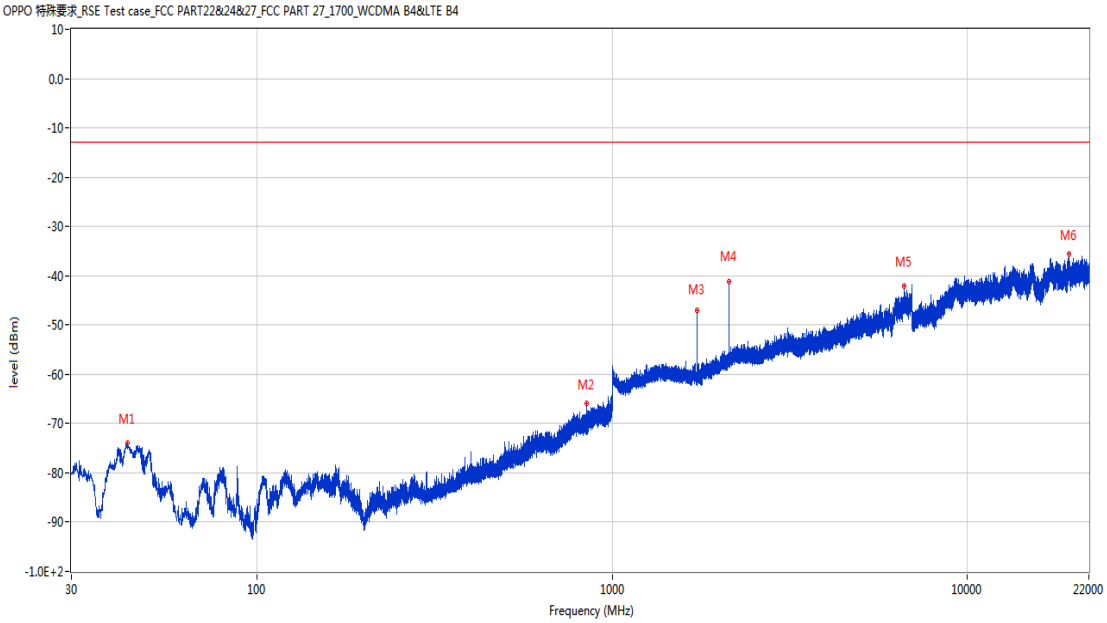

Frequency (MHz)	Result (dBm)	Factor (dB)	PK Limit (dBm)	Over Limit (dB)	Table (o)	ANT	EUT	Verdict
43.240	-73.92	-19.13	-13.0	-60.92	230.00	Vertical	Vertical	Pass
849.505	-65.97	1.51	-13.0	-52.97	43.00	Vertical	Vertical	Pass
1733.800	-46.96	-4.11	-13.0	-33.96	0.00	Vertical	Vertical	N/A
2133.200	-41.14	-2.23	-13.0	-28.14	241.00	Vertical	Vertical	N/A
6661.000	-42.02	11.89	-13.0	-29.02	9.00	Vertical	Vertical	Pass
19389.651	-35.56	22.68	-13.0	-22.56	256.00	Vertical	Vertical	Pass

RSE-V&H WCDMA Band 4 CH1413

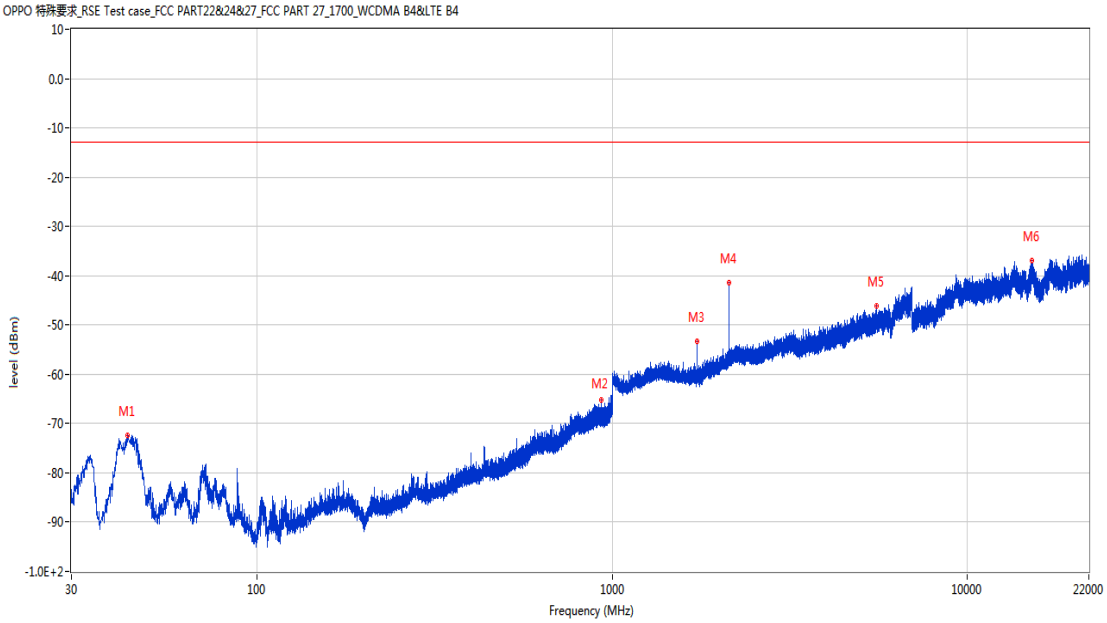

Frequency (MHz)	Result (dBm)	Factor (dB)	PK Limit (dBm)	Over Limit (dB)	Table (o)	ANT	EUT	Verdict
43.240	-72.42	-19.13	-13.0	-59.42	183.00	Vertical	Horizontal	Pass
929.820	-65.12	3.17	-13.0	-52.12	35.00	Vertical	Horizontal	Pass
1734.100	-53.22	-4.11	-13.0	-40.22	94.00	Vertical	Horizontal	N/A
2133.900	-41.49	-2.18	-13.0	-28.49	128.00	Vertical	Horizontal	N/A
5559.200	-46.17	8.48	-13.0	-33.17	264.00	Vertical	Horizontal	Pass
15217.438	-36.82	18.13	-13.0	-23.82	139.00	Vertical	Horizontal	Pass

22.3 WCDMA Band 4 High Channel

RSE-H&H WCDMA Band 4 CH1513

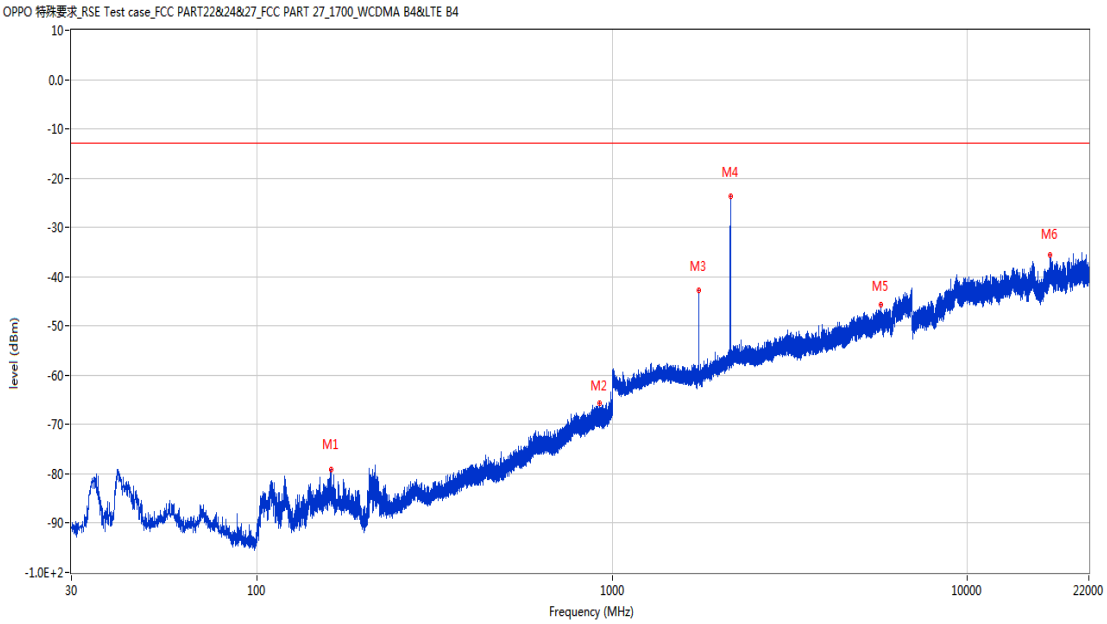

Frequency (MHz)	Result (dBm)	Factor (dB)	PK Limit (dBm)	Over Limit (dB)	Table (o)	ANT	EUT	Verdict
161.969	-79.03	-15.46	-13.0	-66.03	61.00	Horizontal	Horizontal	Pass
921.527	-65.59	3.11	-13.0	-52.59	129.00	Horizontal	Horizontal	Pass
1751.400	-42.78	-4.06	-13.0	-29.78	72.00	Horizontal	Horizontal	N/A
2153.200	-23.75	-1.89	-13.0	-10.75	131.00	Horizontal	Horizontal	N/A
5714.600	-45.73	8.42	-13.0	-32.73	187.00	Horizontal	Horizontal	Pass
17091.025	-35.48	18.95	-13.0	-22.48	338.00	Horizontal	Horizontal	Pass

RSE-H&V WCDMA Band 4 CH1513

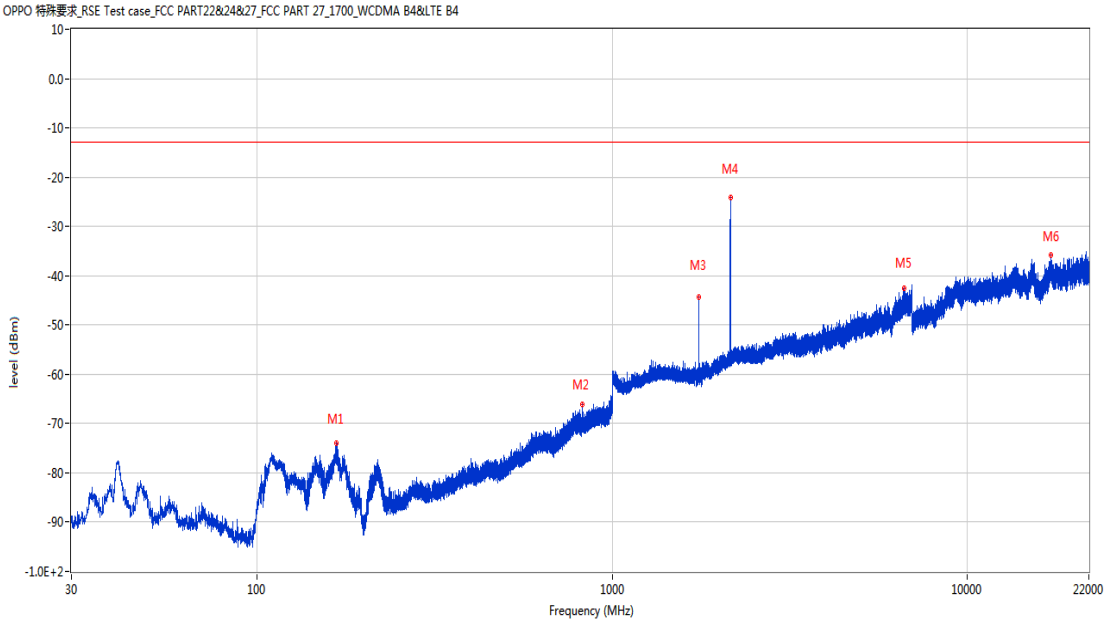

Frequency (MHz)	Result (dBm)	Factor (dB)	PK Limit (dBm)	Over Limit (dB)	Table (o)	ANT	EUT	Verdict
166.867	-73.86	-15.12	-13.0	-60.86	10.00	Horizontal	Vertical	Pass
823.606	-66.04	1.17	-13.0	-53.04	126.00	Horizontal	Vertical	Pass
1751.500	-44.44	-4.06	-13.0	-31.44	351.00	Horizontal	Vertical	N/A
2154.100	-24.14	-1.78	-13.0	-11.14	136.00	Horizontal	Vertical	N/A
6658.000	-42.63	11.89	-13.0	-29.63	242.00	Horizontal	Vertical	Pass
17218.214	-35.83	18.12	-13.0	-22.83	64.00	Horizontal	Vertical	Pass

RSE-V&V WCDMA Band 4 CH1513

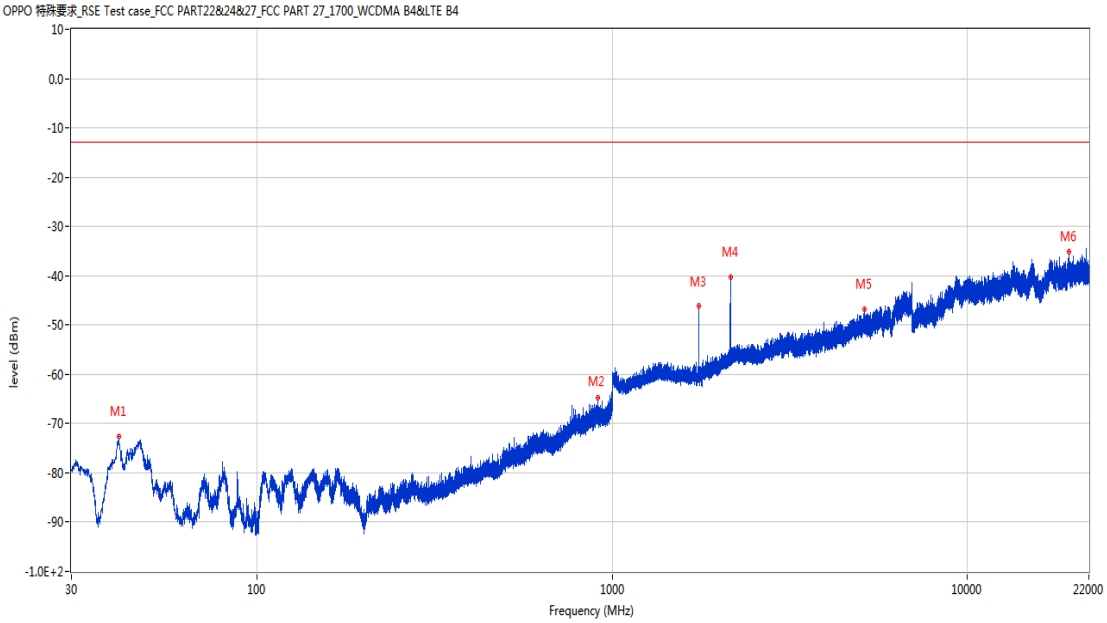

Frequency (MHz)	Result (dBm)	Factor (dB)	PK Limit (dBm)	Over Limit (dB)	Table (o)	ANT	EUT	Verdict
40.864	-72.52	-18.71	-13.0	-59.52	102.00	Vertical	Vertical	Pass
910.469	-64.85	3.01	-13.0	-51.85	340.00	Vertical	Vertical	Pass
1751.600	-46.17	-4.06	-13.0	-33.17	183.00	Vertical	Vertical	N/A
2154.200	-40.32	-1.77	-13.0	-27.32	98.00	Vertical	Vertical	N/A
5135.200	-46.89	8.13	-13.0	-33.89	153.00	Vertical	Vertical	Pass
19317.963	-35.17	24.43	-13.0	-22.17	0.00	Vertical	Vertical	Pass

RSE-V&H WCDMA Band 4 CH1513

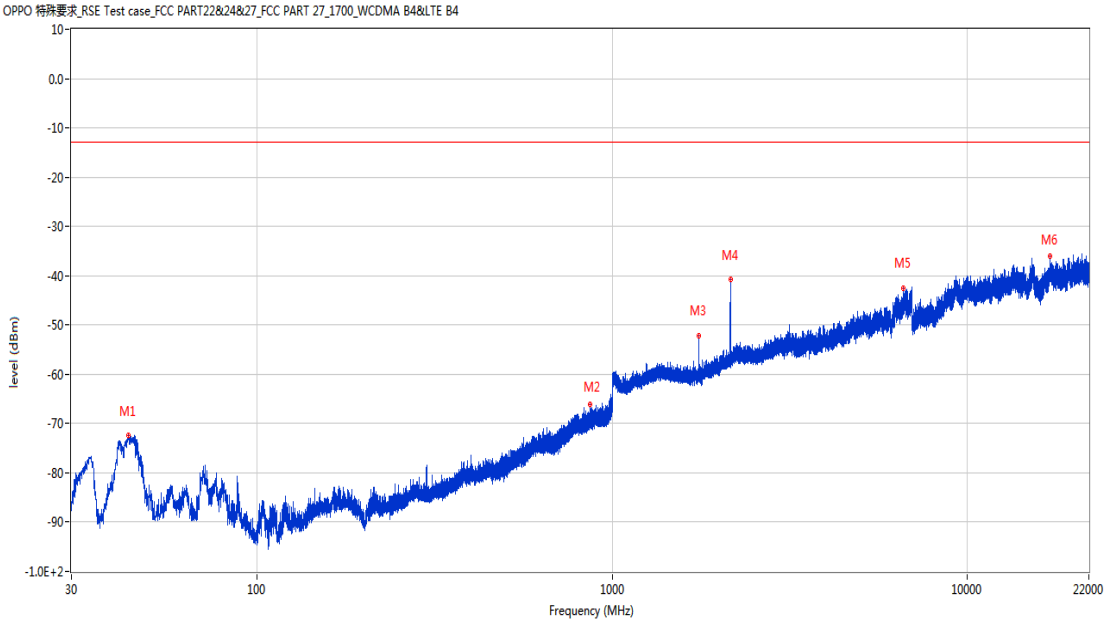

Frequency (MHz)	Result (dBm)	Factor (dB)	PK Limit (dBm)	Over Limit (dB)	Table (o)	ANT	EUT	Verdict
43.337	-72.45	-19.16	-13.0	-59.45	195.00	Vertical	Horizontal	Pass
866.916	-66.14	1.99	-13.0	-53.14	226.00	Vertical	Horizontal	Pass
1751.800	-52.08	-4.07	-13.0	-39.08	351.00	Vertical	Horizontal	N/A
2154.200	-40.76	-1.77	-13.0	-27.76	69.00	Vertical	Horizontal	N/A
6605.800	-42.50	12.32	-13.0	-29.50	29.00	Vertical	Horizontal	Pass
17091.025	-35.93	18.95	-13.0	-22.93	346.00	Vertical	Horizontal	Pass

23 WCDMA Band 5

23.1 WCDMA Band 5 Low Channel

RSE-H&H WCDMA Band 5 CH4132

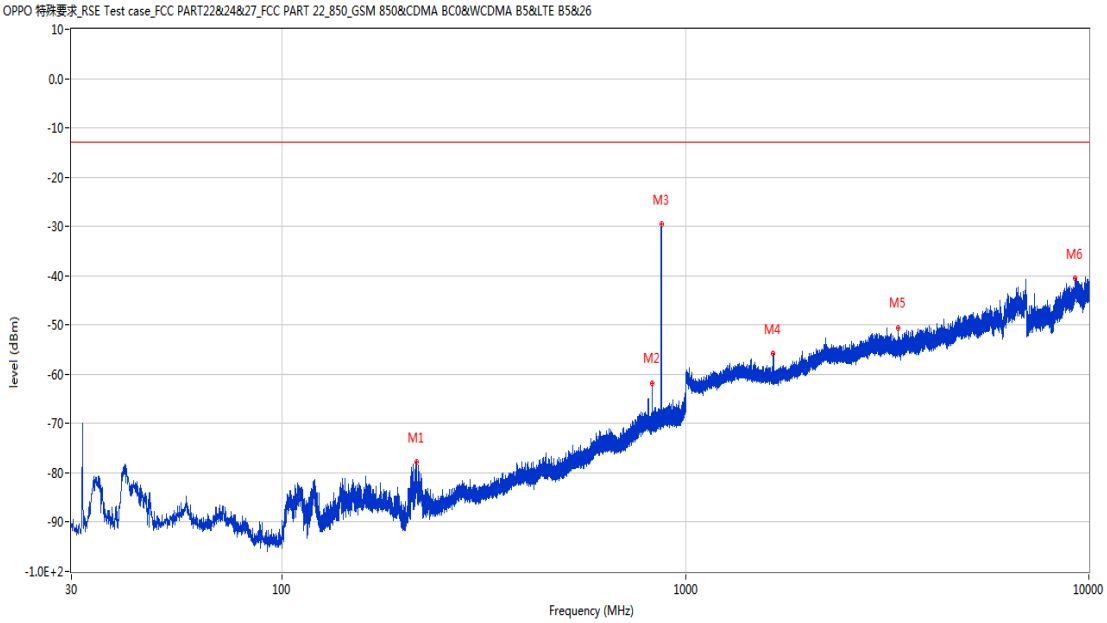

Frequency (MHz)	Result (dBm)	Factor (dB)	PK Limit (dBm)	Over Limit (dB)	Table (o)	ANT	EUT	Verdict
214.785	-77.83	-17.23	-13.0	-64.83	149.00	Horizontal	Horizontal	Pass
825.206	-61.77	2.00	-13.0	-48.77	235.00	Horizontal	Horizontal	N/A
871.475	-29.46	2.59	-13.0	-16.46	186.00	Horizontal	Horizontal	N/A
1651.100	-55.82	-5.90	-13.0	-42.82	360.00	Horizontal	Horizontal	Pass
3370.000	-50.66	3.66	-13.0	-37.66	244.00	Horizontal	Horizontal	Pass
9251.200	-40.54	17.13	-13.0	-27.54	338.00	Horizontal	Horizontal	Pass

RSE-H&V WCDMA Band 5 CH4132

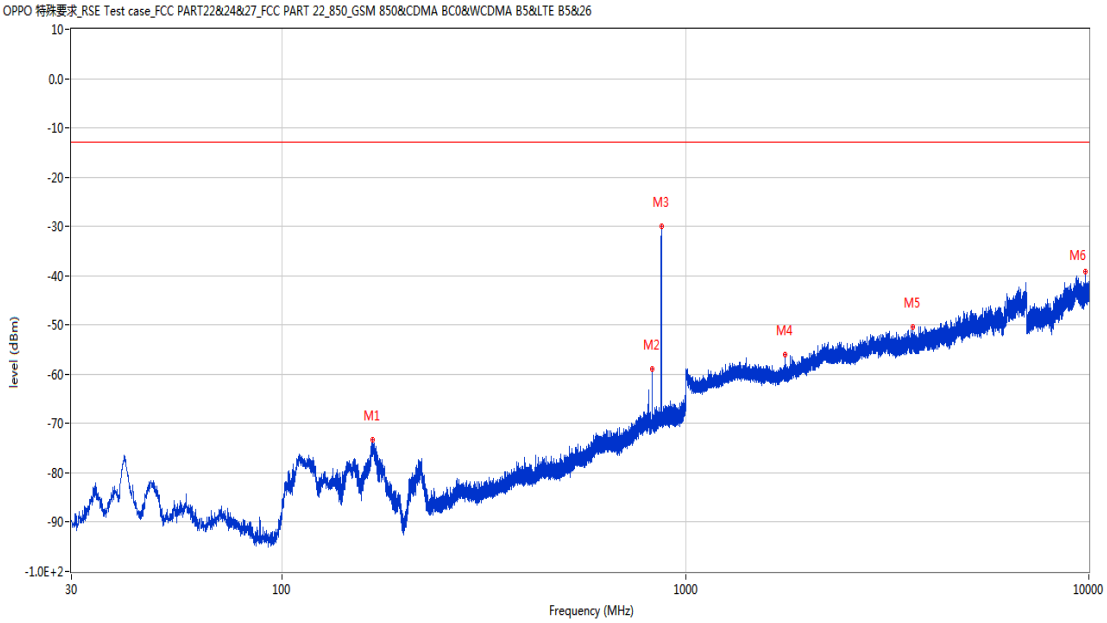

Frequency (MHz)	Result (dBm)	Factor (dB)	PK Limit (dBm)	Over Limit (dB)	Table (o)	ANT	EUT	Verdict
167.788	-73.31	-15.19	-13.0	-60.31	36.00	Horizontal	Vertical	Pass
825.351	-59.02	2.01	-13.0	-46.02	131.00	Horizontal	Vertical	N/A
871.233	-29.99	2.58	-13.0	-16.99	180.00	Horizontal	Vertical	N/A
1766.900	-56.11	-5.11	-13.0	-43.11	120.00	Horizontal	Vertical	Pass
3660.800	-50.38	4.17	-13.0	-37.38	-3.00	Horizontal	Vertical	Pass
9810.700	-39.20	17.57	-13.0	-26.20	316.00	Horizontal	Vertical	Pass

RSE-V&V WCDMA Band 5 CH4132

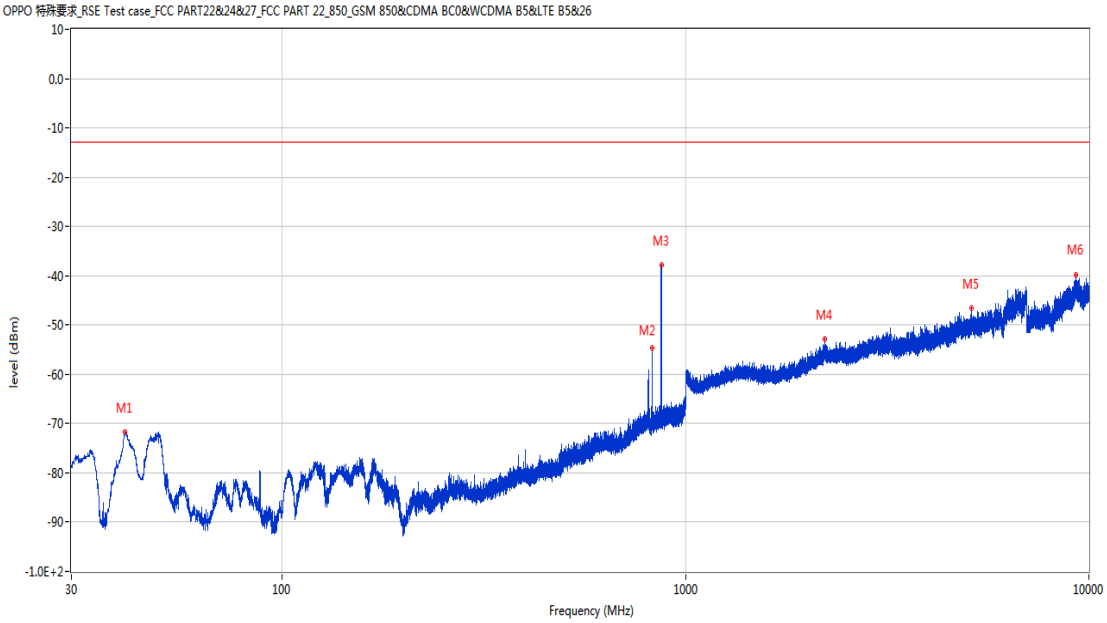

Frequency (MHz)	Result (dBm)	Factor (dB)	PK Limit (dBm)	Over Limit (dB)	Table (o)	ANT	EUT	Verdict
40.621	-71.82	-18.79	-13.0	-58.82	96.00	Vertical	Vertical	Pass
825.303	-54.58	2.00	-13.0	-41.58	50.00	Vertical	Vertical	N/A
871.669	-37.87	2.58	-13.0	-24.87	289.00	Vertical	Vertical	N/A
2209.000	-52.93	-0.78	-13.0	-39.93	0.00	Vertical	Vertical	Pass
5125.000	-46.50	8.31	-13.0	-33.50	255.00	Vertical	Vertical	Pass
9306.849	-39.91	17.70	-13.0	-26.91	362.00	Vertical	Vertical	Pass

RSE-V&H WCDMA Band 5 CH4132

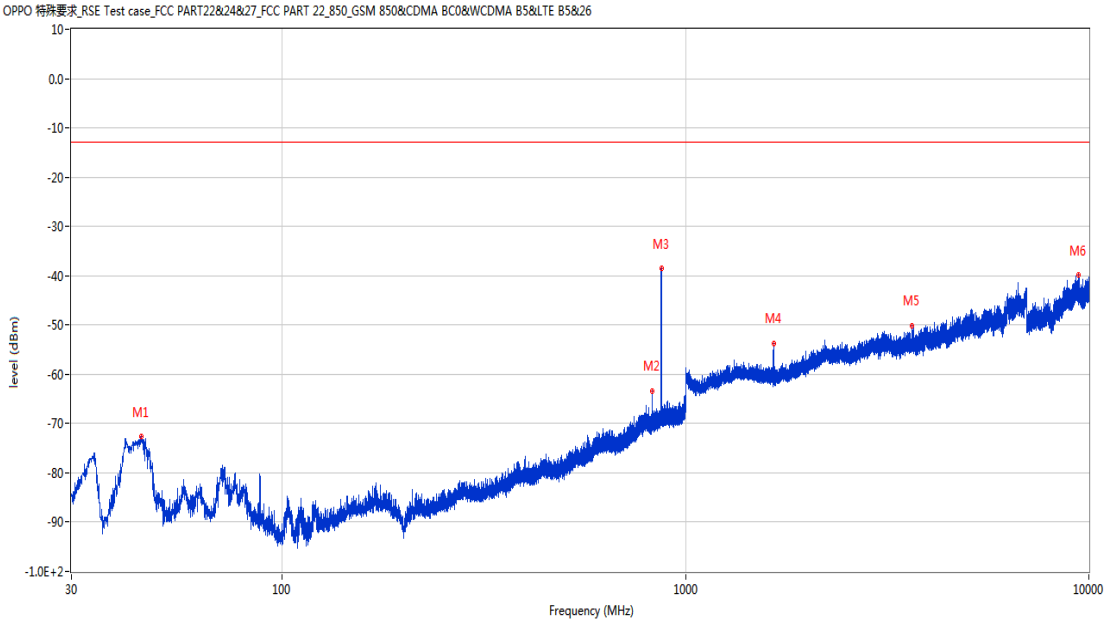

Frequency (MHz)	Result (dBm)	Factor (dB)	PK Limit (dBm)	Over Limit (dB)	Table (o)	ANT	EUT	Verdict
44.647	-72.68	-19.39	-13.0	-59.68	245.00	Vertical	Horizontal	Pass
825.303	-63.50	2.00	-13.0	-50.50	14.00	Vertical	Horizontal	N/A
872.057	-38.58	2.55	-13.0	-25.58	306.00	Vertical	Horizontal	N/A
1655.400	-53.69	-5.79	-13.0	-40.69	358.00	Vertical	Horizontal	Pass
3643.600	-50.08	4.52	-13.0	-37.08	271.00	Vertical	Horizontal	Pass
9449.050	-39.91	17.21	-13.0	-26.91	363.00	Vertical	Horizontal	Pass

23.2 WCDMA Band 5 Middle Channel

RSE-H&H WCDMA Band 5 CH4183

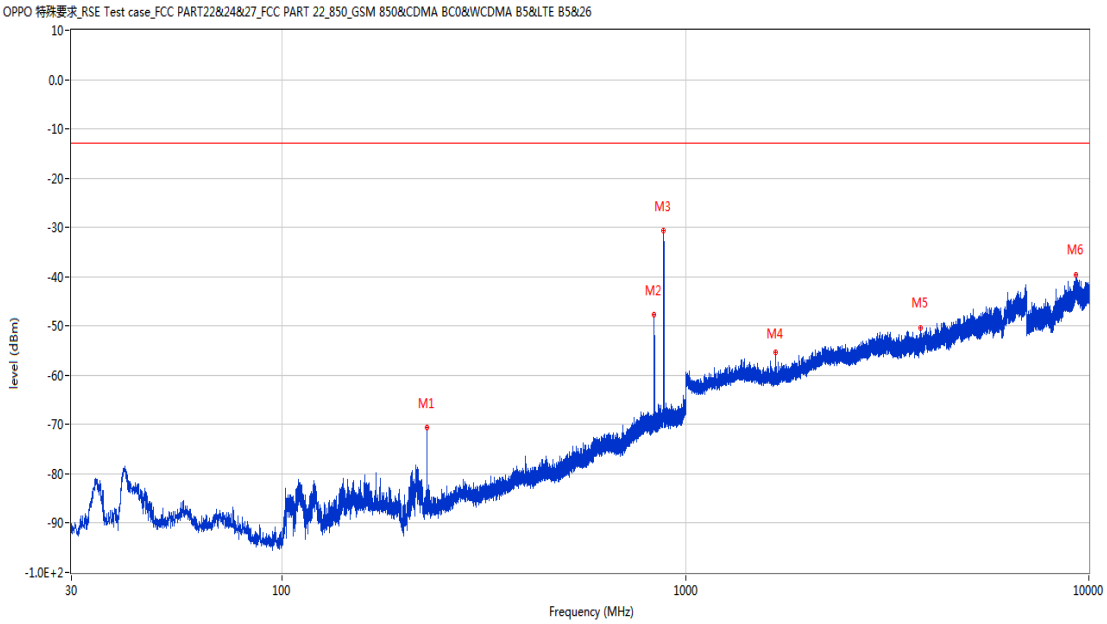

Frequency (MHz)	Result (dBm)	Factor (dB)	PK Limit (dBm)	Over Limit (dB)	Table (o)	ANT	EUT	Verdict
228.850	-70.56	-16.17	-13.0	-57.56	360.00	Horizontal	Horizontal	Pass
836.409	-47.76	2.31	-13.0	-34.76	81.00	Horizontal	Horizontal	N/A
881.757	-30.65	2.89	-13.0	-17.65	200.00	Horizontal	Horizontal	N/A
1671.000	-55.39	-5.63	-13.0	-42.39	233.00	Horizontal	Horizontal	Pass
3833.200	-50.29	6.31	-13.0	-37.29	202.00	Horizontal	Horizontal	Pass
9307.900	-39.59	17.70	-13.0	-26.59	104.00	Horizontal	Horizontal	Pass

RSE-H&V WCDMA Band 5 CH4183

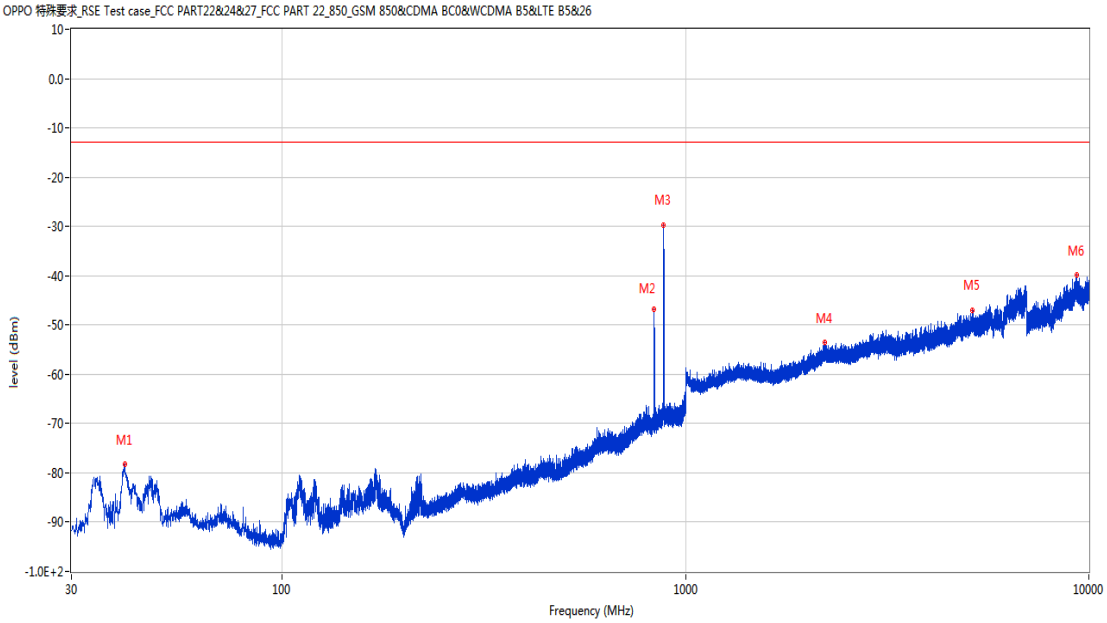

Frequency (MHz)	Result (dBm)	Factor (dB)	PK Limit (dBm)	Over Limit (dB)	Table (o)	ANT	EUT	Verdict
40.621	-78.31	-18.79	-13.0	-65.31	335.00	Horizontal	Vertical	Pass
836.361	-46.79	2.31	-13.0	-33.79	142.00	Horizontal	Vertical	N/A
880.836	-29.77	2.85	-13.0	-16.77	360.00	Horizontal	Vertical	N/A
2215.500	-53.63	-0.54	-13.0	-40.63	362.00	Horizontal	Vertical	Pass
5140.800	-46.96	7.97	-13.0	-33.96	320.00	Horizontal	Vertical	Pass
9352.150	-39.86	17.11	-13.0	-26.86	190.00	Horizontal	Vertical	Pass

RSE-V&V WCDMA Band 5 CH4183

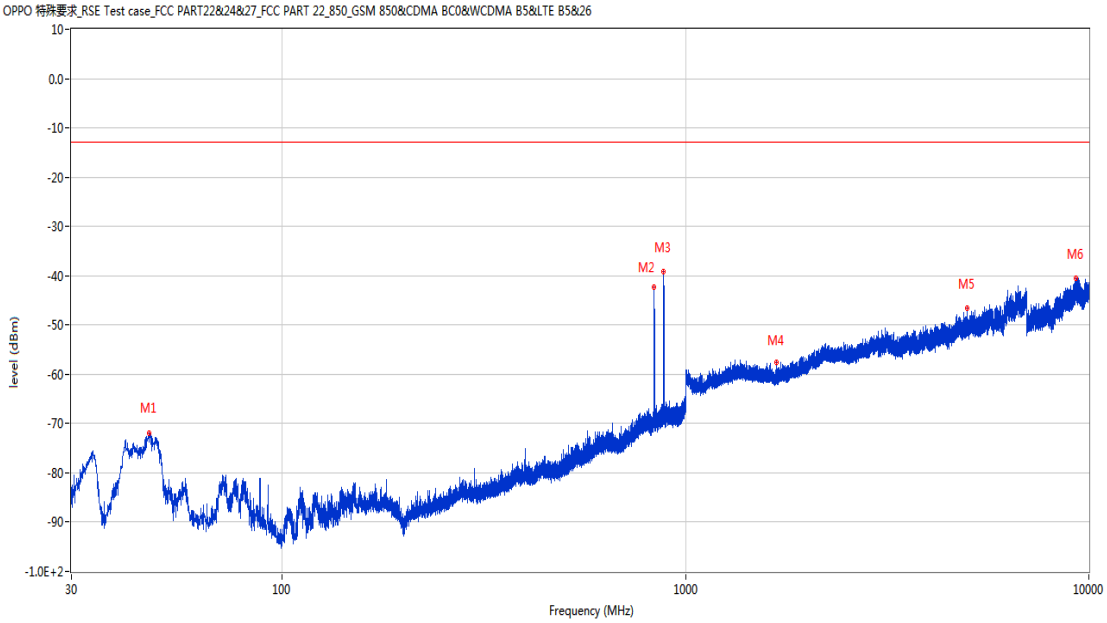

Frequency (MHz)	Result (dBm)	Factor (dB)	PK Limit (dBm)	Over Limit (dB)	Table (o)	ANT	EUT	Verdict
46.684	-71.84	-18.68	-13.0	-58.84	323.00	Vertical	Vertical	Pass
836.409	-42.42	2.31	-13.0	-29.42	59.00	Vertical	Vertical	N/A
880.932	-39.19	2.85	-13.0	-26.19	184.00	Vertical	Vertical	N/A
1678.300	-57.68	-5.58	-13.0	-44.68	39.00	Vertical	Vertical	Pass
4989.400	-46.58	7.88	-13.0	-33.58	-1.00	Vertical	Vertical	Pass
9307.900	-40.61	17.70	-13.0	-27.61	361.00	Vertical	Vertical	Pass

RSE-V&H WCDMA Band 5 CH4183

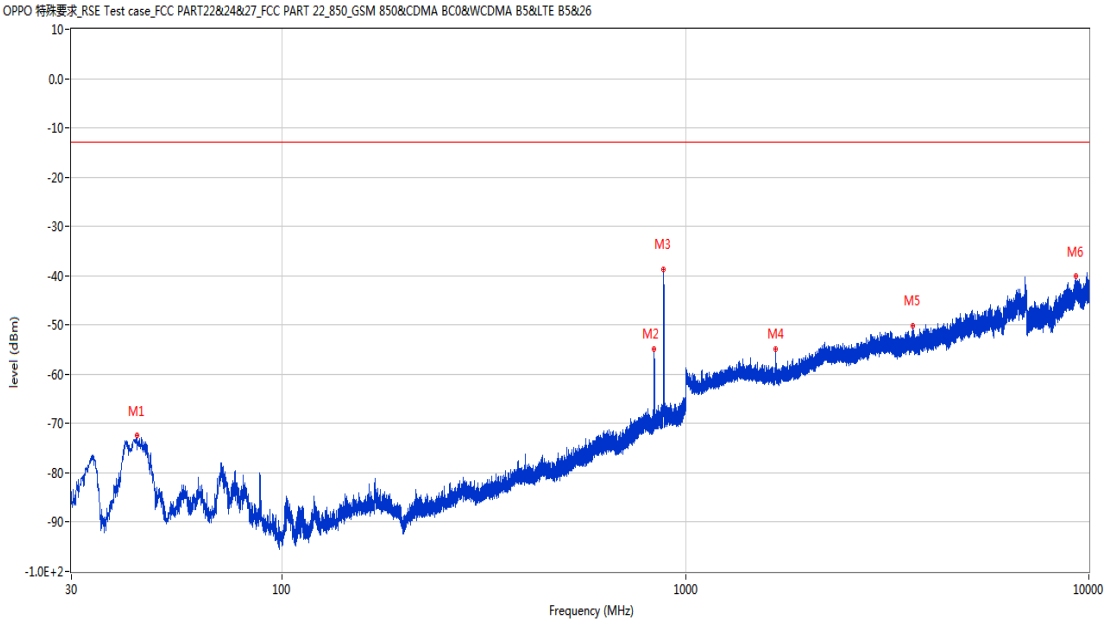

Frequency (MHz)	Result (dBm)	Factor (dB)	PK Limit (dBm)	Over Limit (dB)	Table (o)	ANT	EUT	Verdict
43.532	-72.42	-19.18	-13.0	-59.42	211.00	Vertical	Horizontal	Pass
836.215	-54.96	2.30	-13.0	-41.96	-3.00	Vertical	Horizontal	N/A
880.011	-38.75	2.82	-13.0	-25.75	302.00	Vertical	Horizontal	N/A
1672.000	-54.77	-5.60	-13.0	-41.77	363.00	Vertical	Horizontal	Pass
3659.200	-50.07	4.30	-13.0	-37.07	100.00	Vertical	Horizontal	Pass
9291.700	-40.17	17.52	-13.0	-27.17	316.00	Vertical	Horizontal	Pass

23.3 WCDMA Band 5 High Channel

RSE-H&H WCDMA Band 5 CH4233

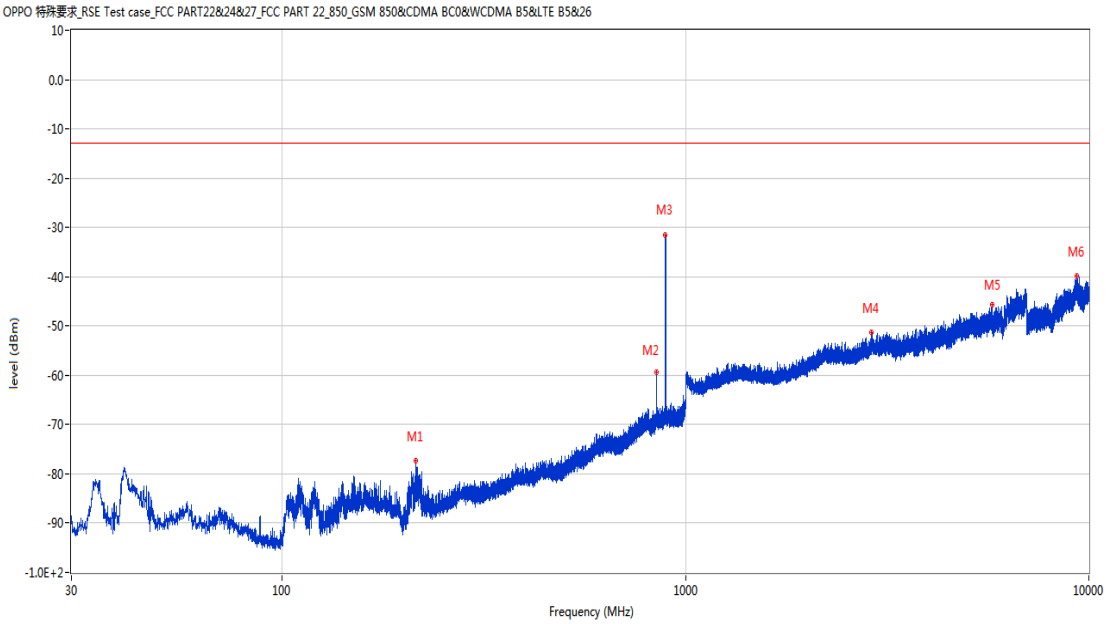

Frequency (MHz)	Result (dBm)	Factor (dB)	PK Limit (dBm)	Over Limit (dB)	Table (o)	ANT	EUT	Verdict
214.445	-77.29	-17.23	-13.0	-64.29	114.00	Horizontal	Horizontal	Pass
846.643	-59.44	2.48	-13.0	-46.44	74.00	Horizontal	Horizontal	N/A
890.148	-31.45	3.17	-13.0	-18.45	180.00	Horizontal	Horizontal	N/A
2895.000	-51.38	3.02	-13.0	-38.38	47.00	Horizontal	Horizontal	Pass
5748.000	-45.70	7.79	-13.0	-32.70	-3.00	Horizontal	Horizontal	Pass
9314.201	-39.89	17.69	-13.0	-26.89	240.00	Horizontal	Horizontal	Pass

RSE-H&V WCDMA Band 5 CH4233

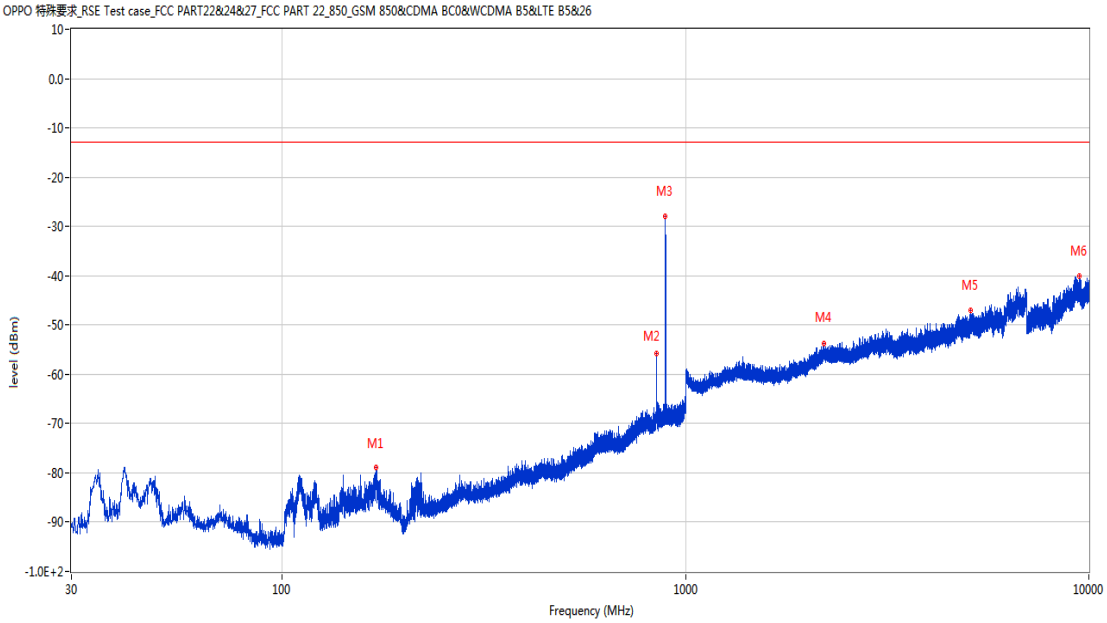

Frequency (MHz)	Result (dBm)	Factor (dB)	PK Limit (dBm)	Over Limit (dB)	Table (o)	ANT	EUT	Verdict
170.698	-78.90	-15.15	-13.0	-65.90	222.00	Horizontal	Vertical	Pass
846.497	-55.71	2.48	-13.0	-42.71	116.00	Horizontal	Vertical	N/A
891.700	-27.94	3.21	-13.0	-14.94	191.00	Horizontal	Vertical	N/A
2202.800	-53.85	-0.90	-13.0	-40.85	203.00	Horizontal	Vertical	Pass
5082.200	-47.05	7.86	-13.0	-34.05	352.00	Horizontal	Vertical	Pass
9455.651	-40.08	17.24	-13.0	-27.08	143.00	Horizontal	Vertical	Pass

RSE-V&V WCDMA Band 5 CH4233

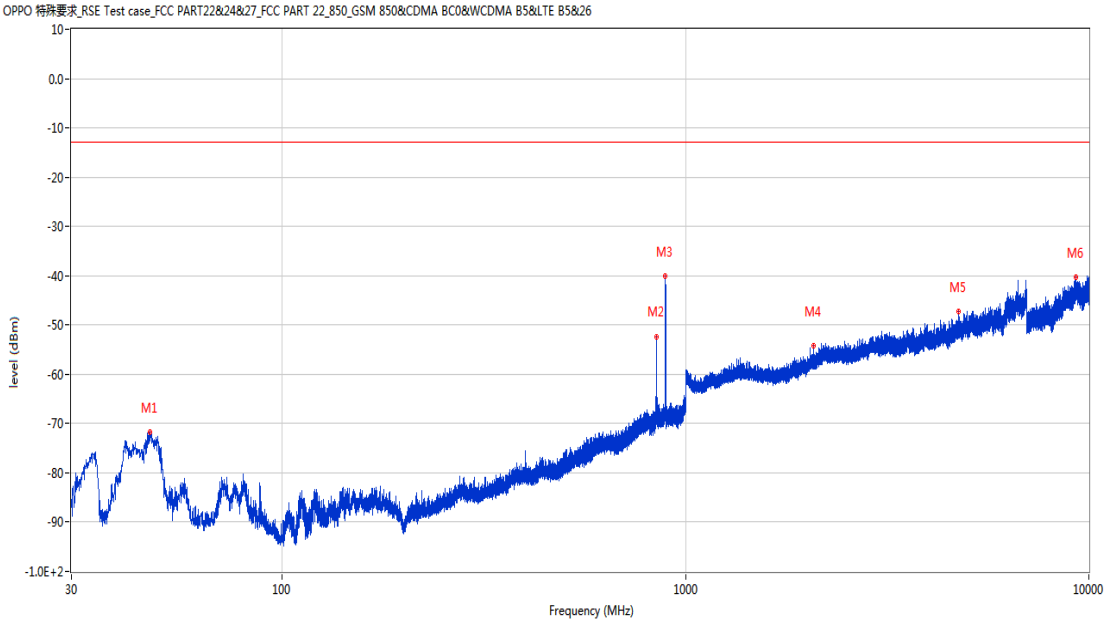

Frequency (MHz)	Result (dBm)	Factor (dB)	PK Limit (dBm)	Over Limit (dB)	Table (o)	ANT	EUT	Verdict
47.072	-71.81	-18.47	-13.0	-58.81	255.00	Vertical	Vertical	Pass
846.594	-52.39	2.48	-13.0	-39.39	43.00	Vertical	Vertical	N/A
891.166	-40.12	3.20	-13.0	-27.12	99.00	Vertical	Vertical	N/A
2075.200	-54.17	-2.66	-13.0	-41.17	353.00	Vertical	Vertical	Pass
4754.800	-47.17	7.41	-13.0	-34.17	70.00	Vertical	Vertical	Pass
9308.800	-40.21	17.70	-13.0	-27.21	107.00	Vertical	Vertical	Pass

RSE-V&H WCDMA Band 5 CH4233

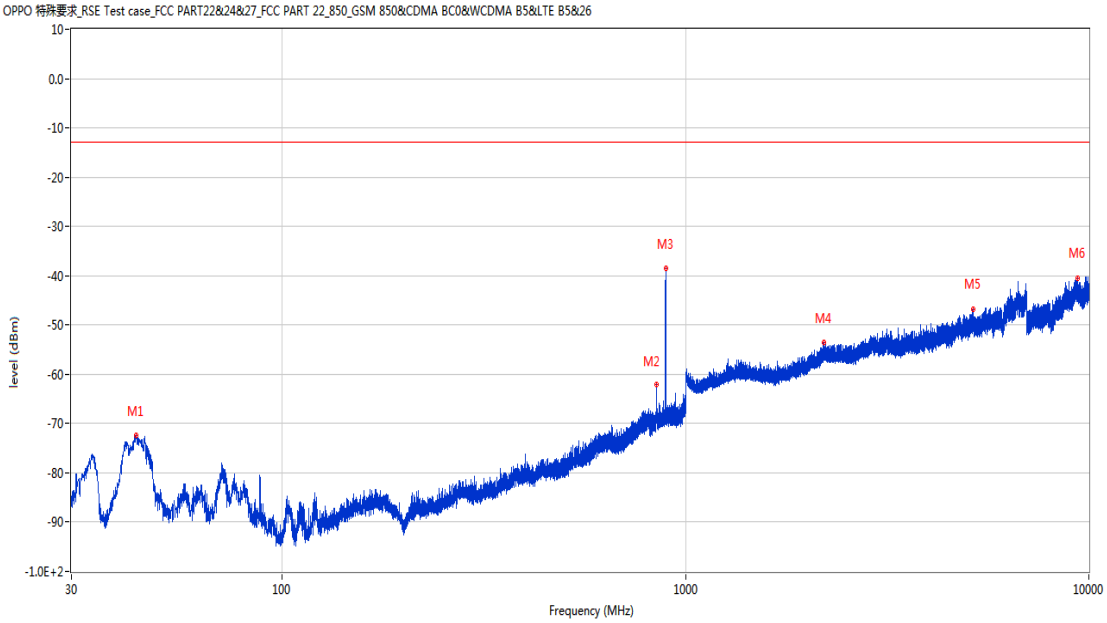

Frequency (MHz)	Result (dBm)	Factor (dB)	PK Limit (dBm)	Over Limit (dB)	Table (o)	ANT	EUT	Verdict
43.483	-72.47	-19.17	-13.0	-59.47	248.00	Vertical	Horizontal	Pass
846.740	-62.01	2.49	-13.0	-49.01	21.00	Vertical	Horizontal	N/A
892.378	-38.49	3.23	-13.0	-25.49	300.00	Vertical	Horizontal	N/A
2205.600	-53.57	-0.70	-13.0	-40.57	192.00	Vertical	Horizontal	Pass
5163.400	-46.87	7.74	-13.0	-33.87	18.00	Vertical	Horizontal	Pass
9388.900	-40.58	17.31	-13.0	-27.58	363.00	Vertical	Horizontal	Pass

LTE

24 LTE Band 2

24.1 LTE Band 2 BW1.4, Middle Channel

RSE-H&H LTE Band 2 BW1.4 CH18900

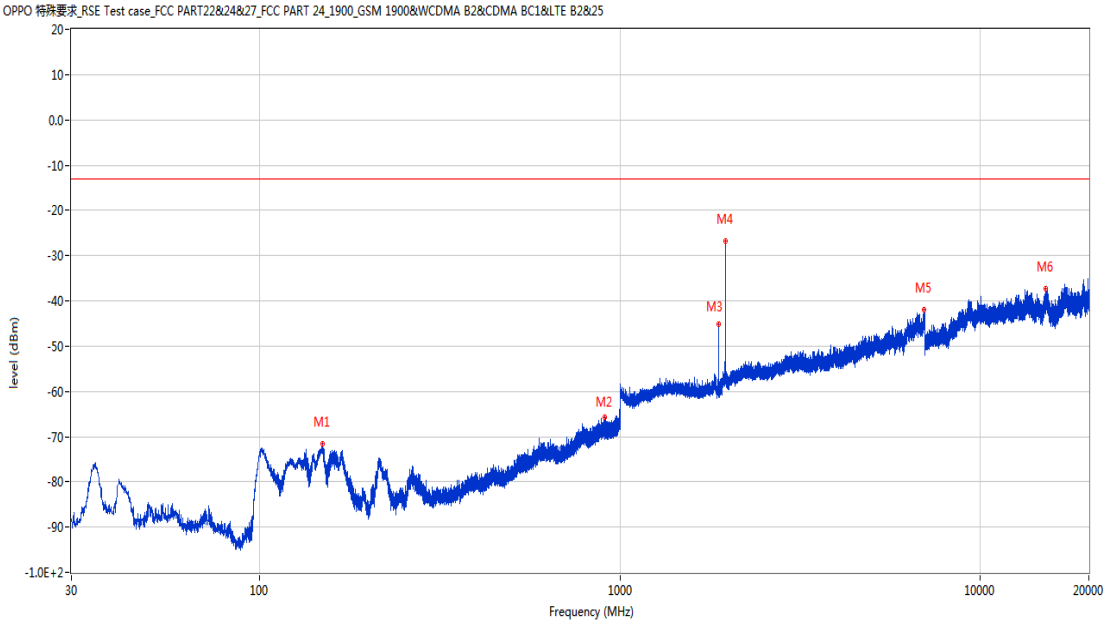

Frequency (MHz)	Result (dBm)	Factor (dB)	PK Limit (dBm)	Over Limit (dB)	Table (o)	ANT	EUT	Verdict
149.359	-71.54	-15.87	-13.0	-58.54	164.00	Horizontal	Horizontal	Pass
905.667	-65.73	3.08	-13.0	-52.73	92.00	Horizontal	Horizontal	Pass
1880.300	-45.07	-3.73	-13.0	-32.07	100.00	Horizontal	Horizontal	N/A
1960.500	-26.69	-3.56	-13.0	-13.69	219.00	Horizontal	Horizontal	N/A
6980.600	-41.95	13.91	-13.0	-28.95	33.00	Horizontal	Horizontal	Pass
15209.562	-37.31	18.22	-13.0	-24.31	113.00	Horizontal	Horizontal	Pass

RSE-H&V LTE Band 2 BW1.4 CH18900

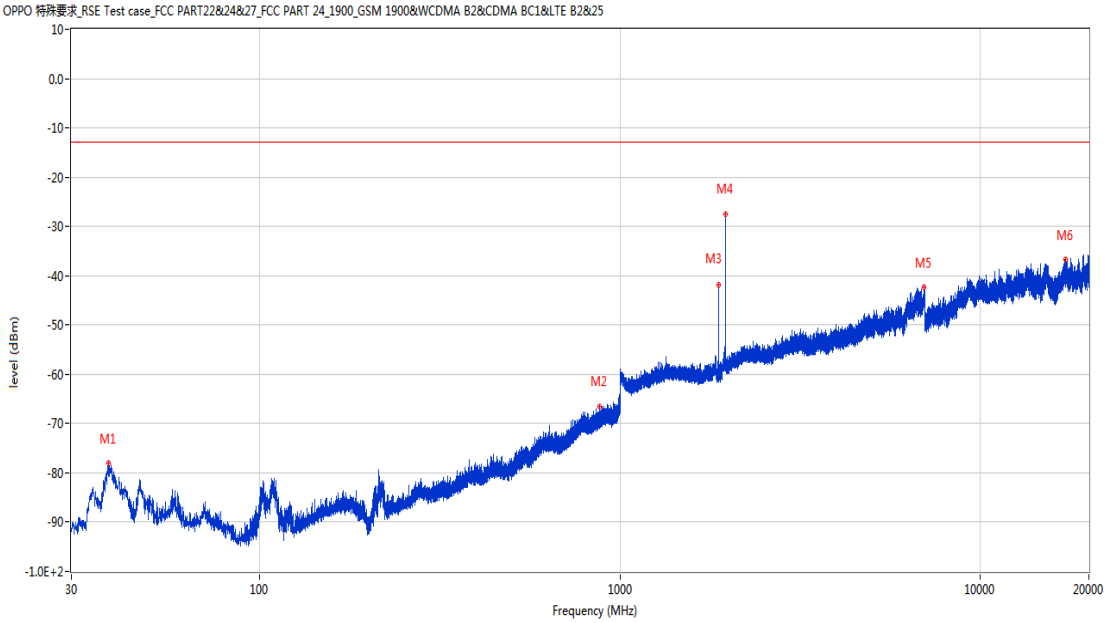

Frequency (MHz)	Result (dBm)	Factor (dB)	PK Limit (dBm)	Over Limit (dB)	Table (o)	ANT	EUT	Verdict
38.002	-78.08	-19.96	-13.0	-65.08	98.00	Horizontal	Vertical	Pass
876.131	-66.48	2.55	-13.0	-53.48	77.00	Horizontal	Vertical	Pass
1879.900	-41.91	-3.73	-13.0	-28.91	172.00	Horizontal	Vertical	N/A
1960.200	-27.49	-3.56	-13.0	-14.49	107.00	Horizontal	Vertical	N/A
6982.600	-42.22	13.77	-13.0	-29.22	64.00	Horizontal	Vertical	Pass
17188.813	-36.74	18.50	-13.0	-23.74	189.00	Horizontal	Vertical	Pass

RSE-V&V LTE Band 2 BW1.4 CH18900

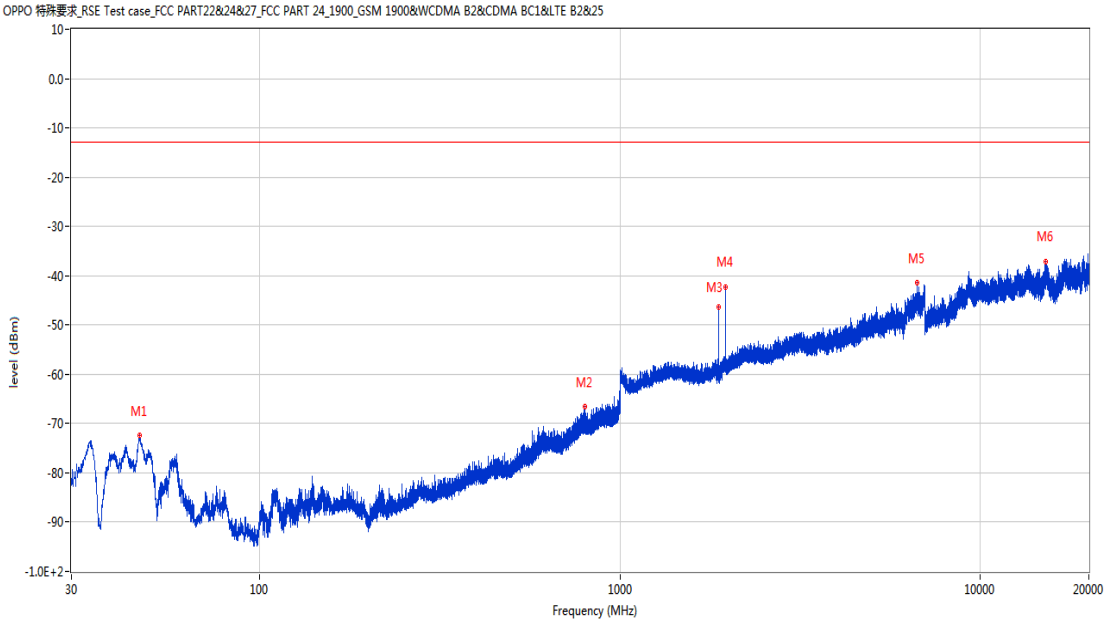

Frequency (MHz)	Result (dBm)	Factor (dB)	PK Limit (dBm)	Over Limit (dB)	Table (o)	ANT	EUT	Verdict
46.296	-72.41	-18.81	-13.0	-59.41	88.00	Vertical	Vertical	Pass
796.446	-66.60	1.50	-13.0	-53.60	220.00	Vertical	Vertical	Pass
1879.900	-46.30	-3.73	-13.0	-33.30	360.00	Vertical	Vertical	N/A
1960.500	-42.39	-3.56	-13.0	-29.39	124.00	Vertical	Vertical	N/A
6680.800	-41.30	12.08	-13.0	-28.30	303.00	Vertical	Vertical	Pass
15210.287	-37.07	18.21	-13.0	-24.07	107.00	Vertical	Vertical	Pass

RSE-V&H LTE Band 2 BW1.4 CH18900

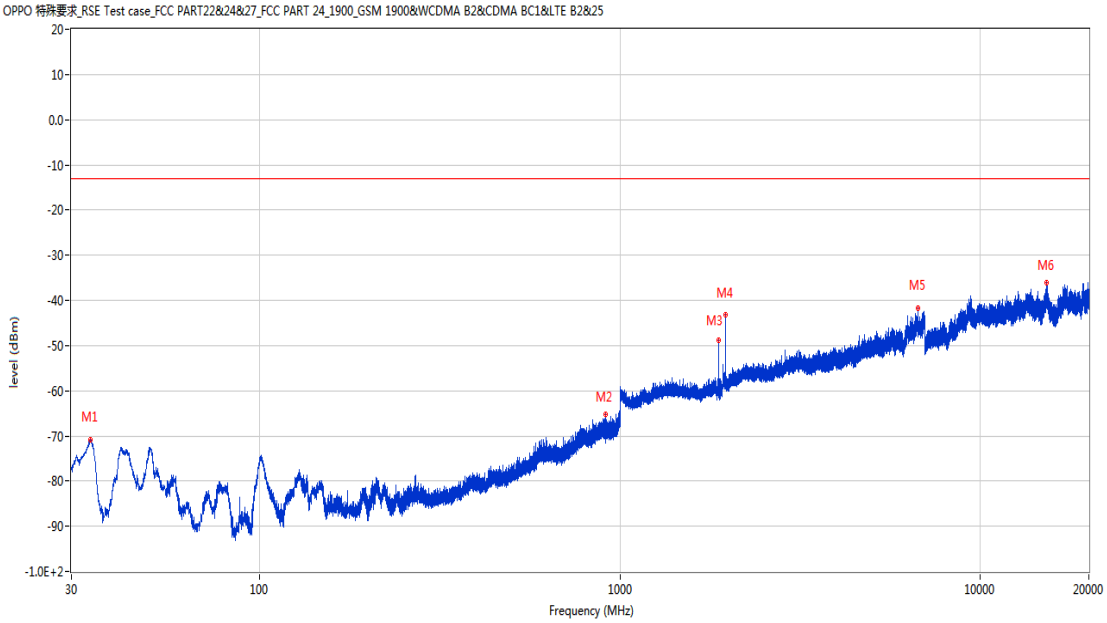

Frequency (MHz)	Result (dBm)	Factor (dB)	PK Limit (dBm)	Over Limit (dB)	Table (o)	ANT	EUT	Verdict
33.783	-70.94	-19.25	-13.0	-57.94	360.00	Vertical	Horizontal	Pass
910.954	-65.17	3.13	-13.0	-52.17	225.00	Vertical	Horizontal	Pass
1880.000	-48.70	-3.73	-13.0	-35.70	52.00	Vertical	Horizontal	N/A
1960.500	-43.23	-3.56	-13.0	-30.23	219.00	Vertical	Horizontal	N/A
6706.800	-41.81	11.08	-13.0	-28.81	41.00	Vertical	Horizontal	Pass
15305.987	-36.13	17.86	-13.0	-23.13	159.00	Vertical	Horizontal	Pass

24.2 LTE Band 2 BW3, Middle Channel

RSE-H&H LTE Band 2 BW3 CH18900

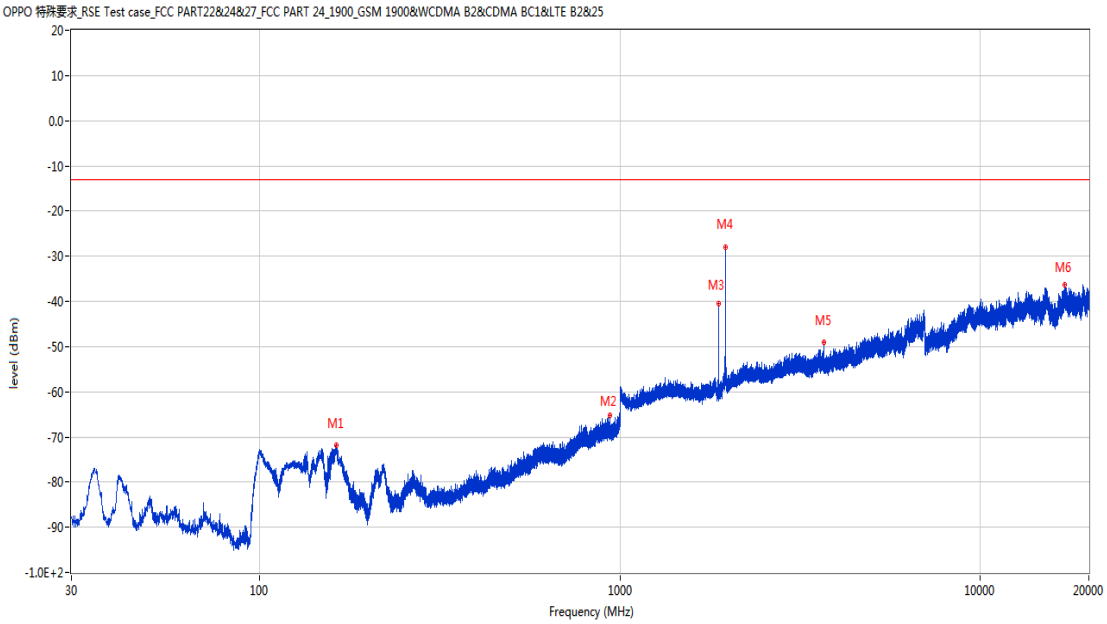

Frequency (MHz)	Result (dBm)	Factor (dB)	PK Limit (dBm)	Over Limit (dB)	Table (o)	ANT	EUT	Verdict
163.181	-71.77	-15.34	-13.0	-58.77	334.00	Horizontal	Horizontal	Pass
934.865	-65.33	3.15	-13.0	-52.33	275.00	Horizontal	Horizontal	Pass
1879.100	-40.55	-3.73	-13.0	-27.55	114.00	Horizontal	Horizontal	N/A
1959.300	-28.05	-3.54	-13.0	-15.05	226.00	Horizontal	Horizontal	N/A
3672.400	-49.09	4.06	-13.0	-36.09	250.00	Horizontal	Horizontal	Pass
17099.637	-36.36	19.44	-13.0	-23.36	206.00	Horizontal	Horizontal	Pass

RSE-H&V LTE Band 2 BW3 CH18900

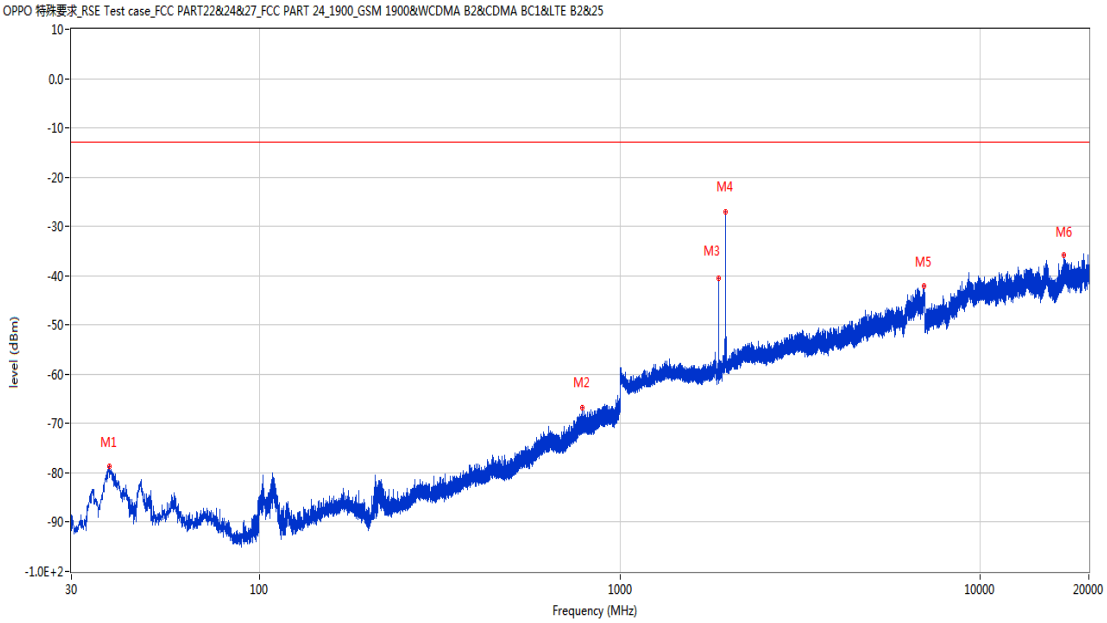

Frequency (MHz)	Result (dBm)	Factor (dB)	PK Limit (dBm)	Over Limit (dB)	Table (o)	ANT	EUT	Verdict
38.294	-78.71	-19.94	-13.0	-65.71	83.00	Horizontal	Vertical	Pass
784.514	-66.83	1.48	-13.0	-53.83	0.00	Horizontal	Vertical	Pass
1879.000	-40.57	-3.73	-13.0	-27.57	152.00	Horizontal	Vertical	N/A
1959.500	-27.04	-3.55	-13.0	-14.04	195.00	Horizontal	Vertical	N/A
6978.800	-42.06	13.95	-13.0	-29.06	126.00	Horizontal	Vertical	Pass
17085.500	-35.81	18.63	-13.0	-22.81	104.00	Horizontal	Vertical	Pass

RSE-V&V LTE Band 2 BW3 CH18900

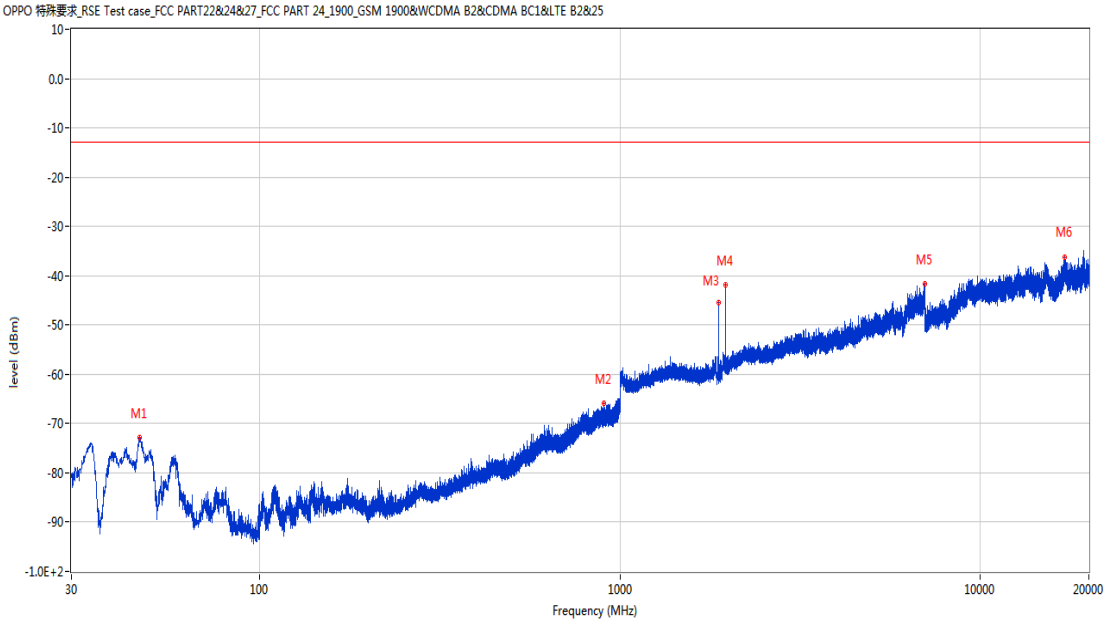

Frequency (MHz)	Result (dBm)	Factor (dB)	PK Limit (dBm)	Over Limit (dB)	Table (o)	ANT	EUT	Verdict
46.296	-72.87	-18.81	-13.0	-59.87	90.00	Vertical	Vertical	Pass
902.951	-65.97	3.12	-13.0	-52.97	360.00	Vertical	Vertical	Pass
1879.000	-45.38	-3.73	-13.0	-32.38	361.00	Vertical	Vertical	N/A
1959.800	-41.95	-3.55	-13.0	-28.95	361.00	Vertical	Vertical	N/A
6994.400	-41.65	12.99	-13.0	-28.65	301.00	Vertical	Vertical	Pass
17148.213	-36.25	17.88	-13.0	-23.25	257.00	Vertical	Vertical	Pass

RSE-V&H LTE Band 2 BW3 CH18900

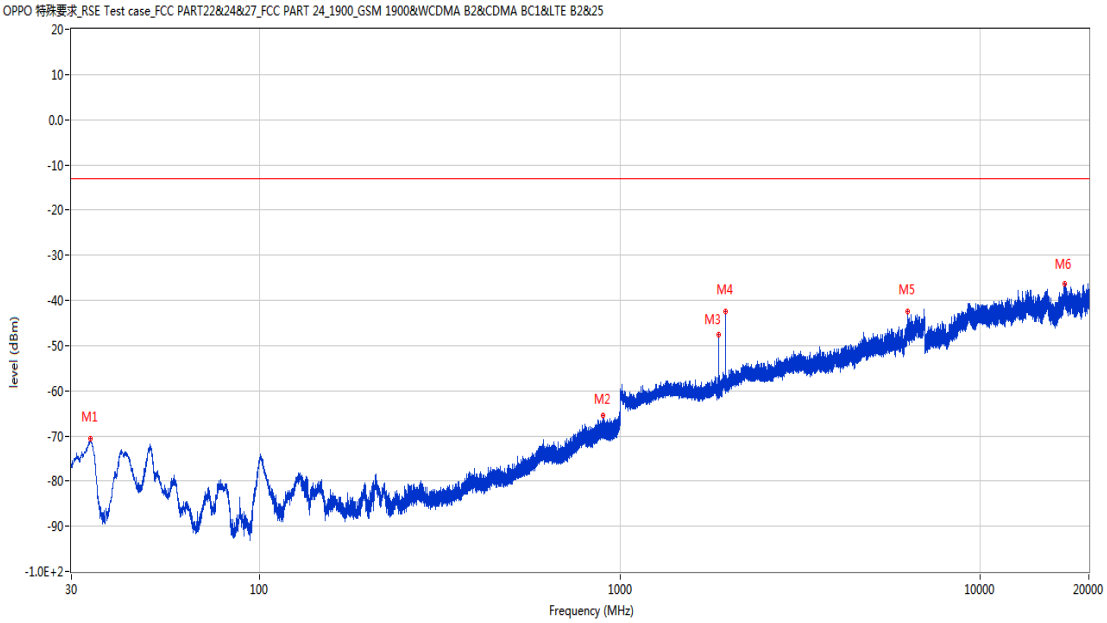

Frequency (MHz)	Result (dBm)	Factor (dB)	PK Limit (dBm)	Over Limit (dB)	Table (o)	ANT	EUT	Verdict
33.880	-70.72	-19.25	-13.0	-57.72	360.00	Vertical	Horizontal	Pass
896.792	-65.46	3.17	-13.0	-52.46	112.00	Vertical	Horizontal	Pass
1879.000	-47.60	-3.73	-13.0	-34.60	22.00	Vertical	Horizontal	N/A
1961.100	-42.47	-3.57	-13.0	-29.47	193.00	Vertical	Horizontal	N/A
6277.000	-42.42	11.47	-13.0	-29.42	55.00	Vertical	Horizontal	Pass
17094.563	-36.43	19.15	-13.0	-23.43	361.00	Vertical	Horizontal	Pass

24.3 LTE Band 2 BW5, Middle Channel

RSE-H&H LTE Band 2 BW5 CH18900

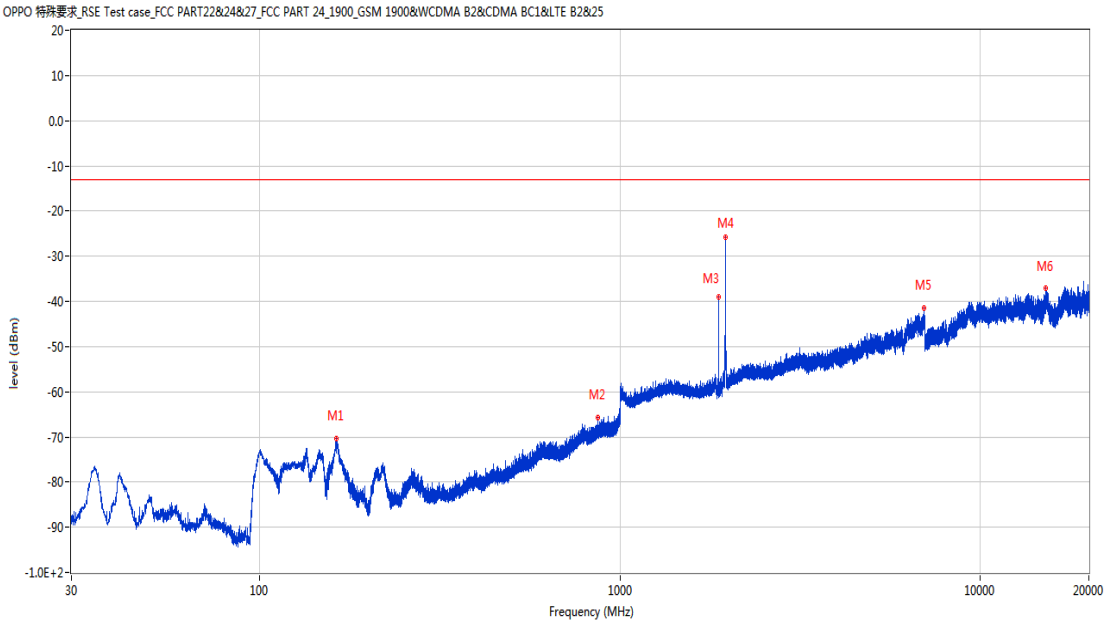

Frequency (MHz)	Result (dBm)	Factor (dB)	PK Limit (dBm)	Over Limit (dB)	Table (o)	ANT	EUT	Verdict
163.133	-70.43	-15.34	-13.0	-57.43	360.00	Horizontal	Horizontal	Pass
865.073	-65.79	2.17	-13.0	-52.79	80.00	Horizontal	Horizontal	Pass
1878.300	-39.11	-3.73	-13.0	-26.11	97.00	Horizontal	Horizontal	N/A
1959.500	-25.90	-3.55	-13.0	-12.90	220.00	Horizontal	Horizontal	N/A
6976.600	-41.55	13.94	-13.0	-28.55	350.00	Horizontal	Horizontal	Pass
15185.637	-37.17	18.02	-13.0	-24.17	59.00	Horizontal	Horizontal	Pass

RSE-H&V LTE Band 2 BW5 CH18900

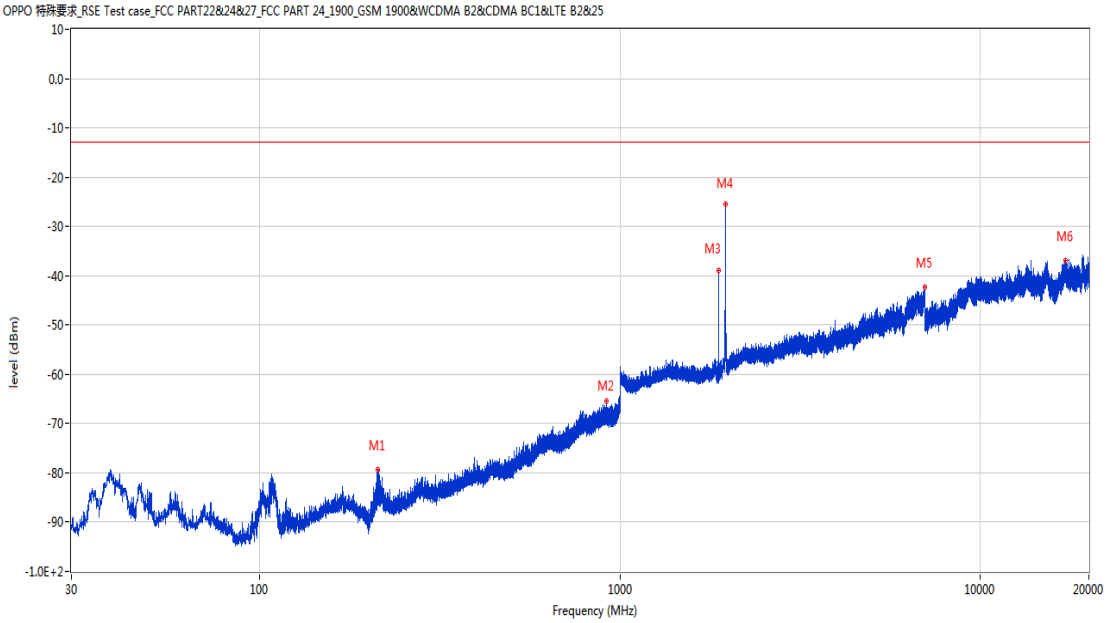

Frequency (MHz)	Result (dBm)	Factor (dB)	PK Limit (dBm)	Over Limit (dB)	Table (o)	ANT	EUT	Verdict
211.972	-79.41	-17.20	-13.0	-66.41	113.00	Horizontal	Vertical	Pass
917.162	-65.41	3.11	-13.0	-52.41	92.00	Horizontal	Vertical	Pass
1878.200	-38.85	-3.73	-13.0	-25.85	161.00	Horizontal	Vertical	N/A
1961.700	-25.52	-3.59	-13.0	-12.52	222.00	Horizontal	Vertical	N/A
6997.200	-42.33	13.06	-13.0	-29.33	80.00	Horizontal	Vertical	Pass
17204.038	-36.90	18.45	-13.0	-23.90	-1.00	Horizontal	Vertical	Pass

RSE-V&V LTE Band 2 BW5 CH18900

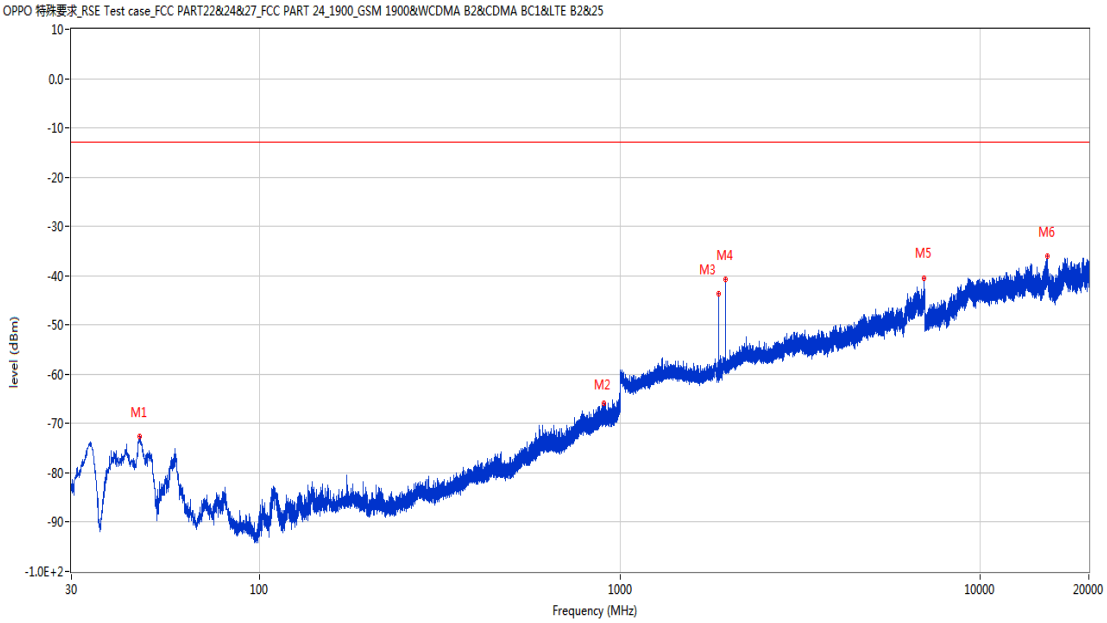

Frequency (MHz)	Result (dBm)	Factor (dB)	PK Limit (dBm)	Over Limit (dB)	Table (o)	ANT	EUT	Verdict
46.490	-72.66	-18.70	-13.0	-59.66	102.00	Vertical	Vertical	Pass
899.654	-65.85	3.21	-13.0	-52.85	352.00	Vertical	Vertical	Pass
1878.200	-43.70	-3.73	-13.0	-30.70	361.00	Vertical	Vertical	N/A
1962.200	-40.82	-3.62	-13.0	-27.82	137.00	Vertical	Vertical	N/A
6979.600	-40.43	13.94	-13.0	-27.43	344.00	Vertical	Vertical	Pass
15342.599	-36.05	17.34	-13.0	-23.05	355.00	Vertical	Vertical	Pass

RSE-V&H LTE Band 2 BW5 CH18900

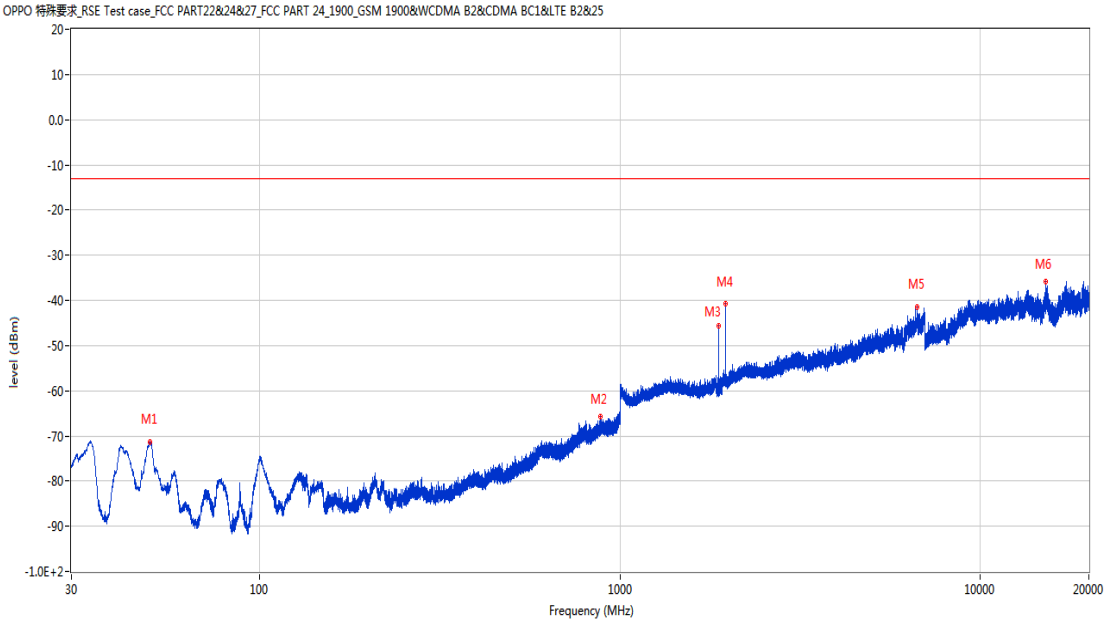

Frequency (MHz)	Result (dBm)	Factor (dB)	PK Limit (dBm)	Over Limit (dB)	Table (o)	ANT	EUT	Verdict
49.545	-71.32	-17.59	-13.0	-58.32	232.00	Vertical	Horizontal	Pass
881.466	-65.82	2.76	-13.0	-52.82	179.00	Vertical	Horizontal	Pass
1878.200	-45.57	-3.73	-13.0	-32.57	28.00	Vertical	Horizontal	N/A
1960.600	-40.79	-3.57	-13.0	-27.79	202.00	Vertical	Horizontal	N/A
6679.600	-41.52	12.16	-13.0	-28.52	102.00	Vertical	Horizontal	Pass
15192.526	-35.91	18.18	-13.0	-22.91	-3.00	Vertical	Horizontal	Pass

24.4 LTE Band 2 BW10, Middle Channel

RSE-H&H LTE Band 2 BW10 CH18900

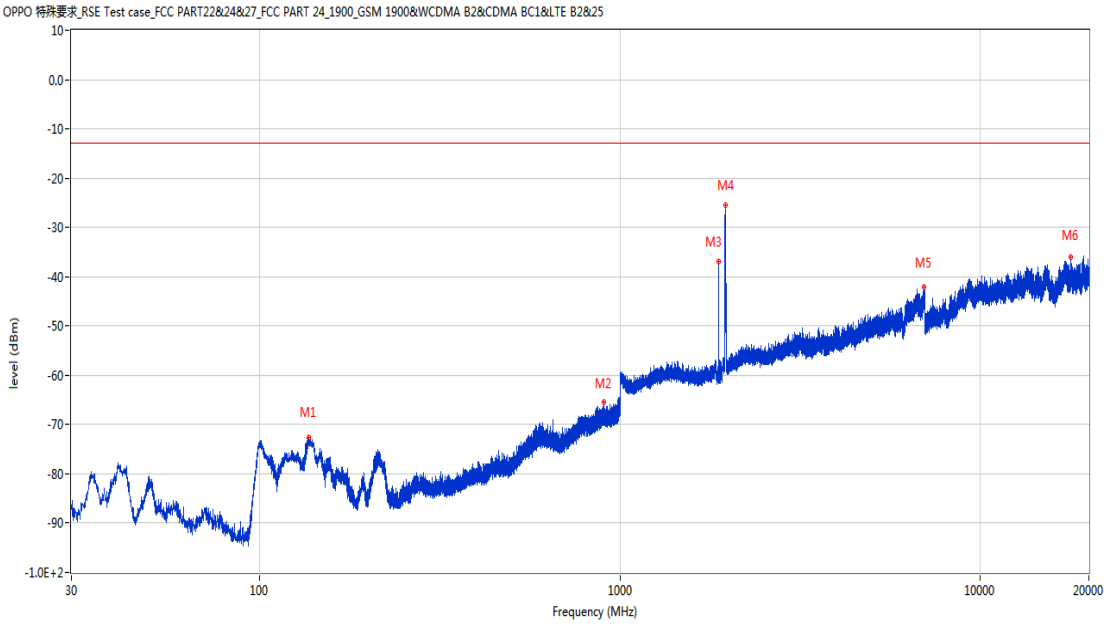

Frequency (MHz)	Result (dBm)	Factor (dB)	PK Limit (dBm)	Over Limit (dB)	Table (o)	ANT	EUT	Verdict
136.700	-72.69	-17.99	-13.0	-59.69	188.00	Horizontal	Horizontal	Pass
903.873	-65.39	3.09	-13.0	-52.39	90.00	Horizontal	Horizontal	Pass
1876.000	-36.89	-3.72	-13.0	-23.89	123.00	Horizontal	Horizontal	N/A
1957.300	-25.39	-3.46	-13.0	-12.39	209.00	Horizontal	Horizontal	N/A
6961.800	-42.13	13.26	-13.0	-29.13	129.00	Horizontal	Horizontal	Pass
17848.199	-35.98	18.98	-13.0	-22.98	242.00	Horizontal	Horizontal	Pass

RSE-H&V LTE Band 2 BW10 CH18900

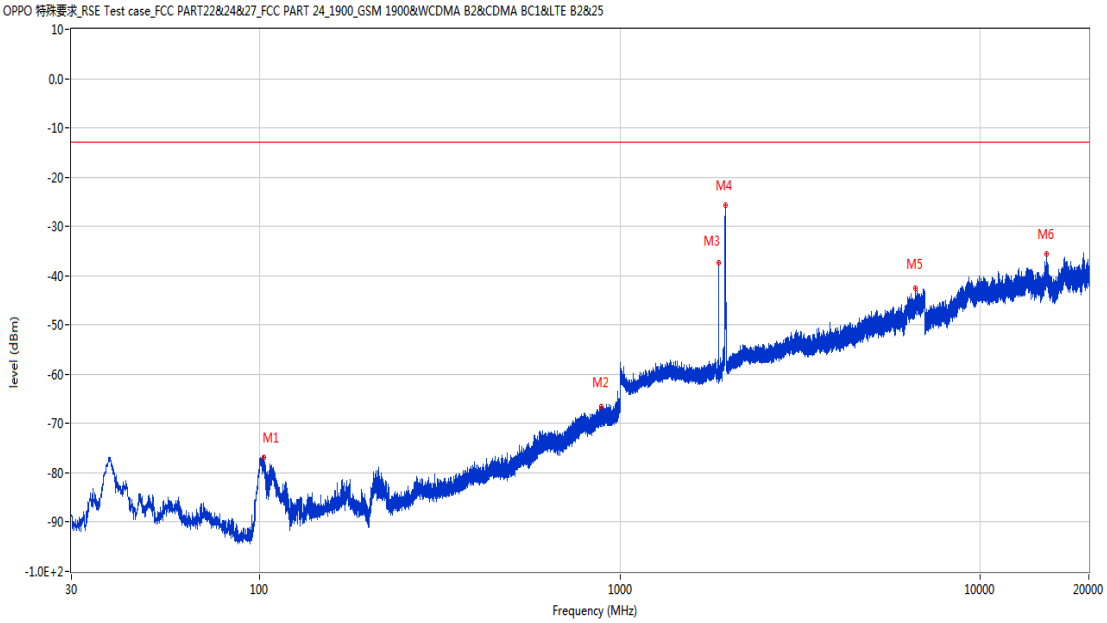

Frequency (MHz)	Result (dBm)	Factor (dB)	PK Limit (dBm)	Over Limit (dB)	Table (o)	ANT	EUT	Verdict
102.896	-76.92	-22.42	-13.0	-63.92	40.00	Horizontal	Vertical	Pass
887.916	-66.51	3.06	-13.0	-53.51	201.00	Horizontal	Vertical	Pass
1876.000	-37.27	-3.72	-13.0	-24.27	144.00	Horizontal	Vertical	N/A
1963.800	-25.71	-3.72	-13.0	-12.71	204.00	Horizontal	Vertical	N/A
6601.800	-42.52	12.16	-13.0	-29.52	160.00	Horizontal	Vertical	Pass
15303.812	-35.68	17.85	-13.0	-22.68	361.00	Horizontal	Vertical	Pass

RSE-V&V LTE Band 2 BW10 CH18900

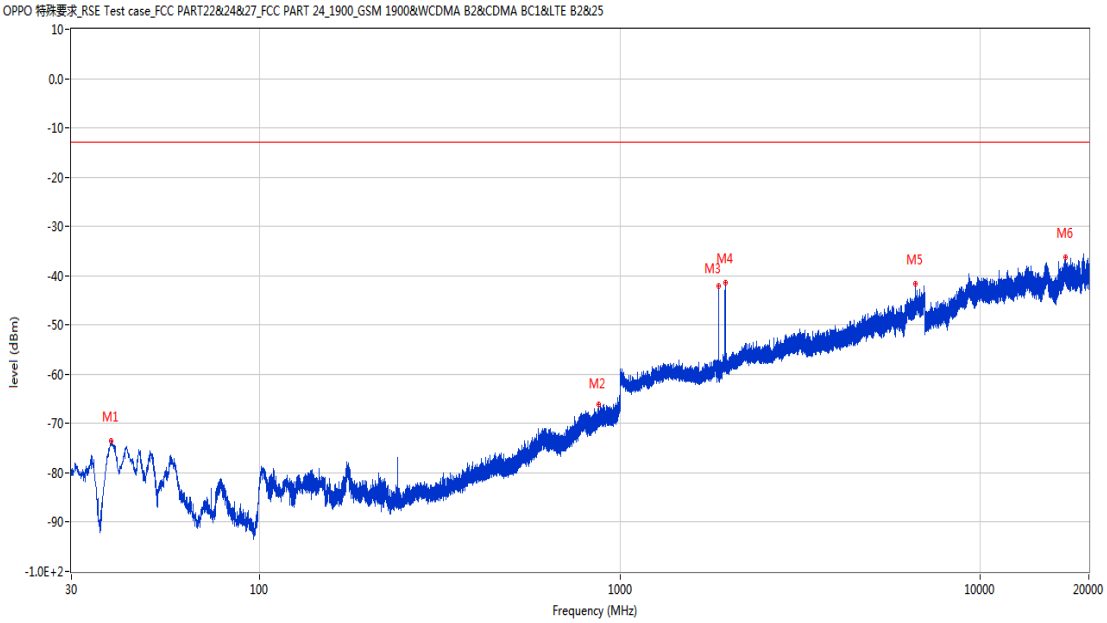

Frequency (MHz)	Result (dBm)	Factor (dB)	PK Limit (dBm)	Over Limit (dB)	Table (o)	ANT	EUT	Verdict
38.681	-73.42	-19.91	-13.0	-60.42	100.00	Vertical	Vertical	Pass
872.348	-66.20	2.39	-13.0	-53.20	323.00	Vertical	Vertical	Pass
1876.000	-42.00	-3.72	-13.0	-29.00	0.00	Vertical	Vertical	N/A
1958.500	-41.32	-3.51	-13.0	-28.32	194.00	Vertical	Vertical	N/A
6606.800	-41.72	12.33	-13.0	-28.72	304.00	Vertical	Vertical	Pass
17251.887	-36.34	17.68	-13.0	-23.34	180.00	Vertical	Vertical	Pass

RSE-V&H LTE Band 2 BW10 CH18900

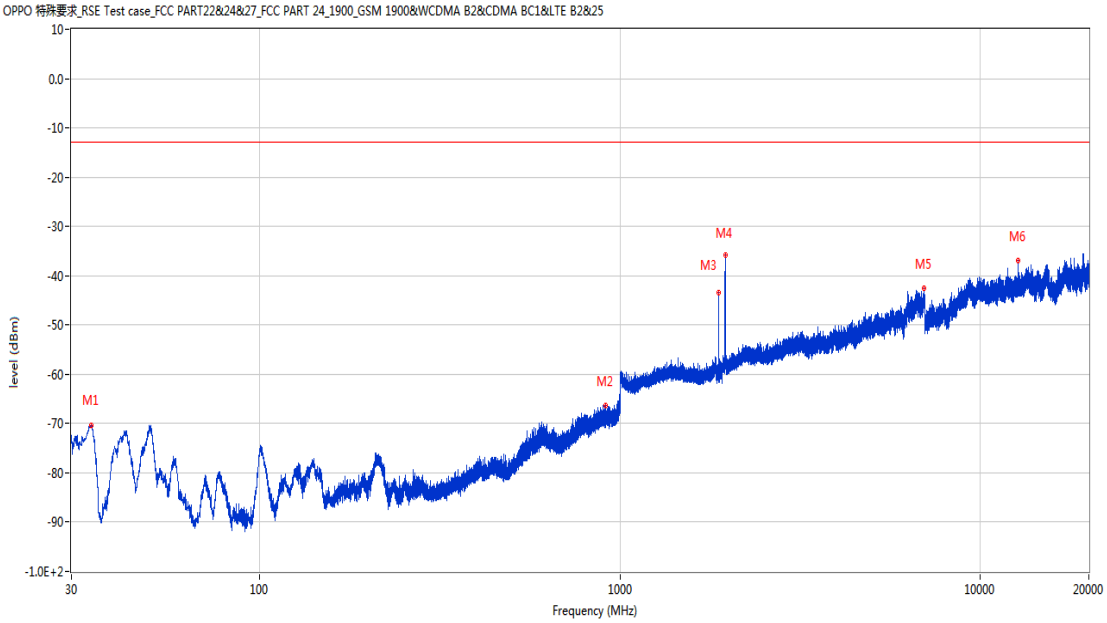

Frequency (MHz)	Result (dBm)	Factor (dB)	PK Limit (dBm)	Over Limit (dB)	Table (o)	ANT	EUT	Verdict
34.026	-70.36	-19.26	-13.0	-57.36	331.00	Vertical	Horizontal	Pass
912.070	-66.38	3.21	-13.0	-53.38	228.00	Vertical	Horizontal	Pass
1876.000	-43.47	-3.72	-13.0	-30.47	130.00	Vertical	Horizontal	N/A
1963.400	-35.76	-3.70	-13.0	-22.76	130.00	Vertical	Horizontal	N/A
6977.600	-42.45	13.95	-13.0	-29.45	348.00	Vertical	Horizontal	Pass
12750.725	-36.89	20.35	-13.0	-23.89	73.00	Vertical	Horizontal	Pass

24.5 LTE Band 2 BW15, Middle Channel

RSE-H&H LTE Band 2 BW15 CH18900

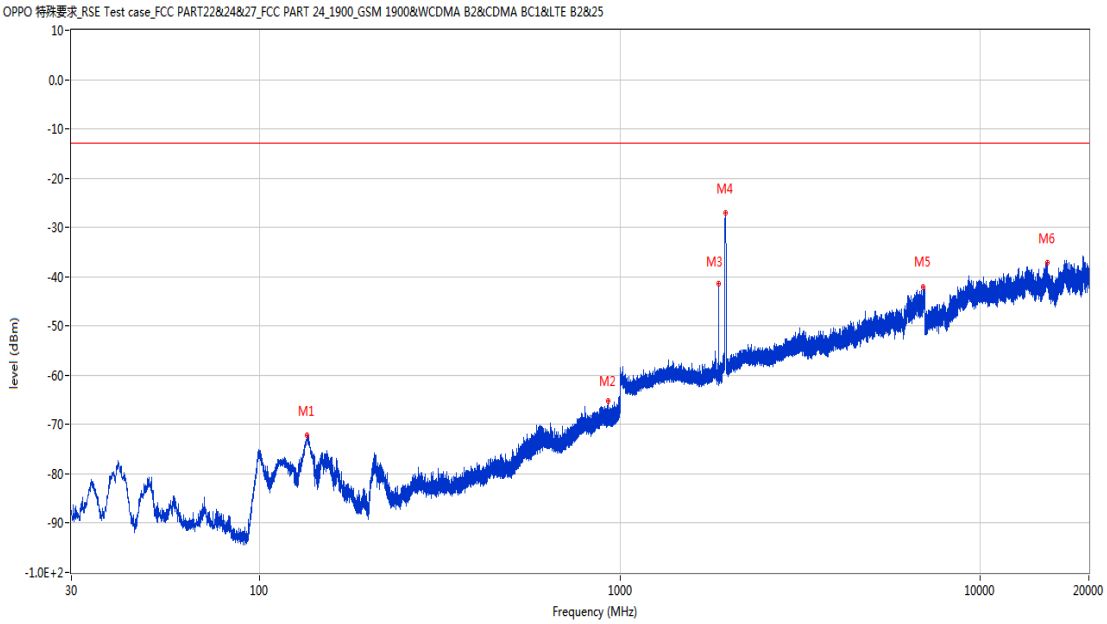

Frequency (MHz)	Result (dBm)	Factor (dB)	PK Limit (dBm)	Over Limit (dB)	Table (o)	ANT	EUT	Verdict
135.342	-72.21	-18.18	-13.0	-59.21	216.00	Horizontal	Horizontal	Pass
924.292	-65.13	3.15	-13.0	-52.13	37.00	Horizontal	Horizontal	Pass
1873.700	-41.52	-3.71	-13.0	-28.52	17.00	Horizontal	Horizontal	N/A
1964.800	-27.13	-3.71	-13.0	-14.13	93.00	Horizontal	Horizontal	N/A
6946.400	-42.02	13.52	-13.0	-29.02	121.00	Horizontal	Horizontal	Pass
15361.812	-37.24	17.21	-13.0	-24.24	273.00	Horizontal	Horizontal	Pass

RSE-H&V LTE Band 2 BW15 CH18900

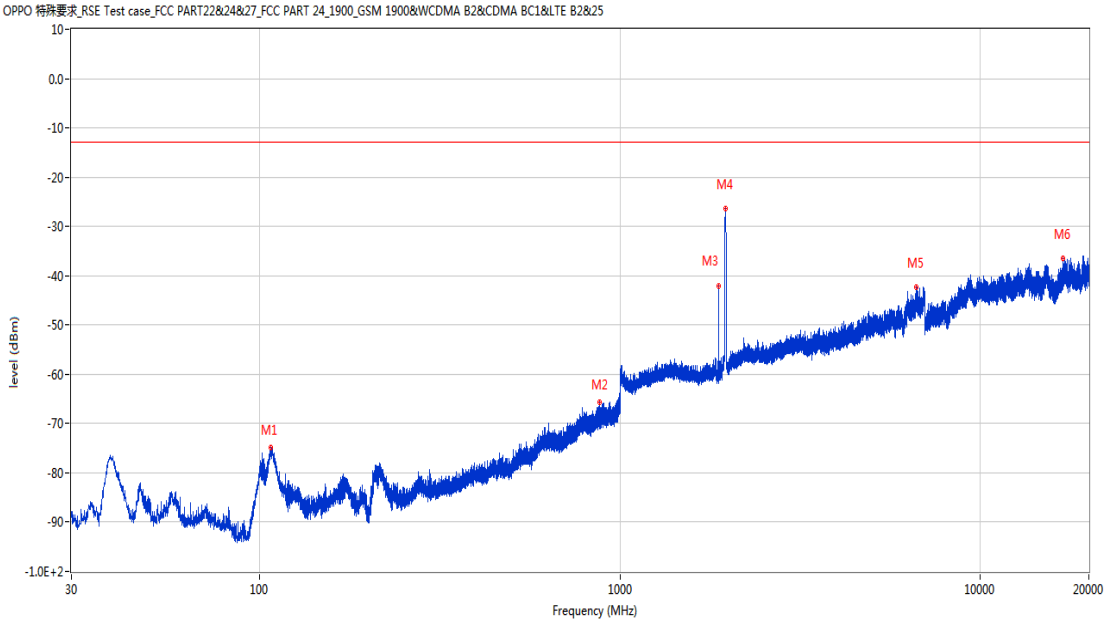

Frequency (MHz)	Result (dBm)	Factor (dB)	PK Limit (dBm)	Over Limit (dB)	Table (o)	ANT	EUT	Verdict
107.163	-74.90	-22.61	-13.0	-61.90	29.00	Horizontal	Vertical	Pass
876.907	-65.73	2.59	-13.0	-52.73	88.00	Horizontal	Vertical	Pass
1873.800	-42.16	-3.71	-13.0	-29.16	171.00	Horizontal	Vertical	N/A
1961.400	-26.39	-3.58	-13.0	-13.39	210.00	Horizontal	Vertical	N/A
6641.200	-42.26	11.88	-13.0	-29.26	344.00	Horizontal	Vertical	Pass
16941.225	-36.55	17.17	-13.0	-23.55	110.00	Horizontal	Vertical	Pass

RSE-V&V LTE Band 2 BW15 CH18900

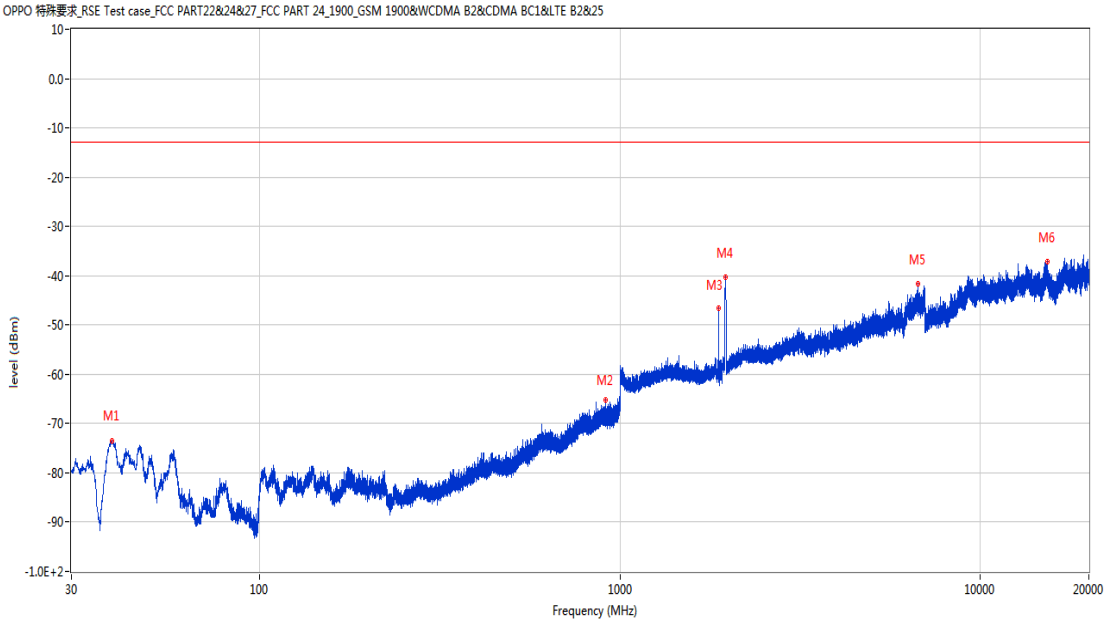

Frequency (MHz)	Result (dBm)	Factor (dB)	PK Limit (dBm)	Over Limit (dB)	Table (o)	ANT	EUT	Verdict
38.779	-73.58	-19.89	-13.0	-60.58	213.00	Vertical	Vertical	Pass
911.827	-65.31	3.22	-13.0	-52.31	36.00	Vertical	Vertical	Pass
1873.700	-46.59	-3.71	-13.0	-33.59	-1.00	Vertical	Vertical	N/A
1963.300	-40.34	-3.69	-13.0	-27.34	128.00	Vertical	Vertical	N/A
6693.400	-41.54	12.07	-13.0	-28.54	111.00	Vertical	Vertical	Pass
15311.787	-37.21	17.88	-13.0	-24.21	361.00	Vertical	Vertical	Pass

RSE-V&H LTE Band 2 BW15 CH18900

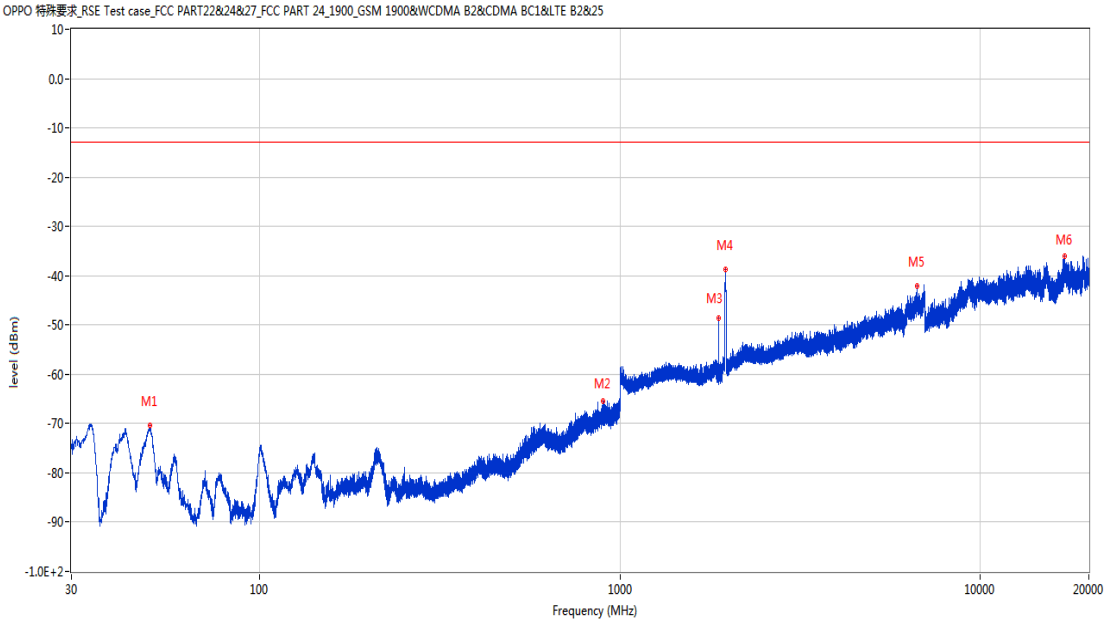

Frequency (MHz)	Result (dBm)	Factor (dB)	PK Limit (dBm)	Over Limit (dB)	Table (o)	ANT	EUT	Verdict
49.642	-70.46	-17.58	-13.0	-57.46	240.00	Vertical	Horizontal	Pass
895.046	-65.36	3.08	-13.0	-52.36	317.00	Vertical	Horizontal	Pass
1873.800	-48.55	-3.71	-13.0	-35.55	124.00	Vertical	Horizontal	N/A
1964.300	-38.69	-3.72	-13.0	-25.69	124.00	Vertical	Horizontal	N/A
6691.400	-41.99	11.90	-13.0	-28.99	244.00	Vertical	Horizontal	Pass
17097.463	-36.11	19.32	-13.0	-23.11	111.00	Vertical	Horizontal	Pass

24.6 LTE Band 2 BW20, Middle Channel

RSE-H&H LTE Band 2 BW20 CH18900

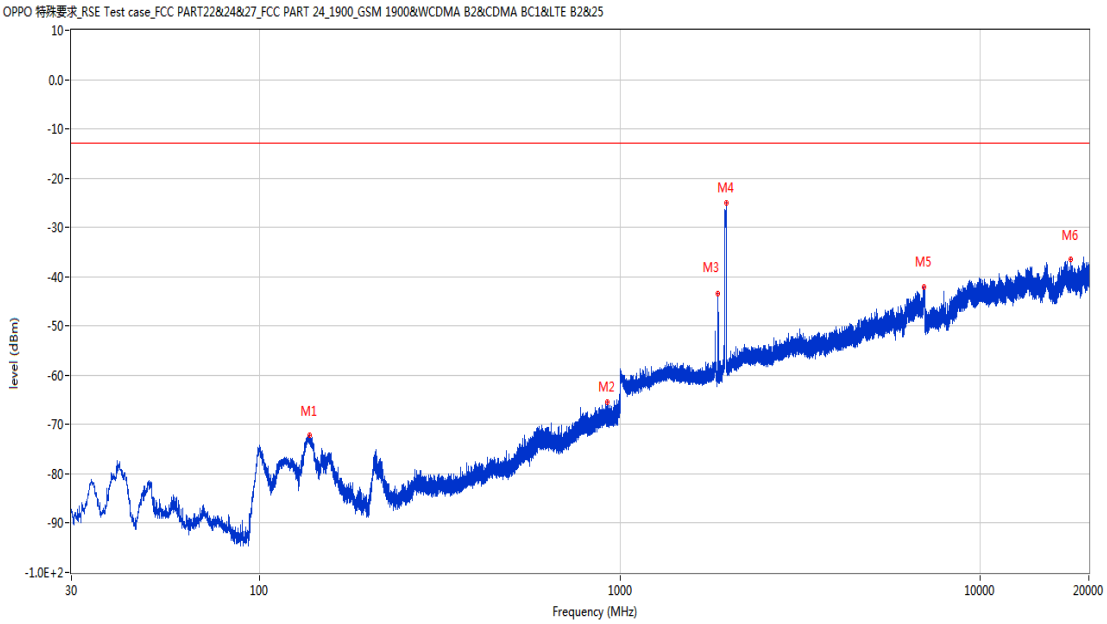

Frequency (MHz)	Result (dBm)	Factor (dB)	PK Limit (dBm)	Over Limit (dB)	Table (o)	ANT	EUT	Verdict
137.428	-72.09	-17.85	-13.0	-59.09	192.00	Horizontal	Horizontal	Pass
922.982	-65.49	3.05	-13.0	-52.49	224.00	Horizontal	Horizontal	Pass
1871.400	-43.41	-3.70	-13.0	-30.41	18.00	Horizontal	Horizontal	N/A
1969.000	-25.05	-3.62	-13.0	-12.05	197.00	Horizontal	Horizontal	N/A
6980.800	-42.18	13.90	-13.0	-29.18	347.00	Horizontal	Horizontal	Pass
17829.349	-36.56	19.04	-13.0	-23.56	150.00	Horizontal	Horizontal	Pass

RSE-H&V LTE Band 2 BW20 CH18900

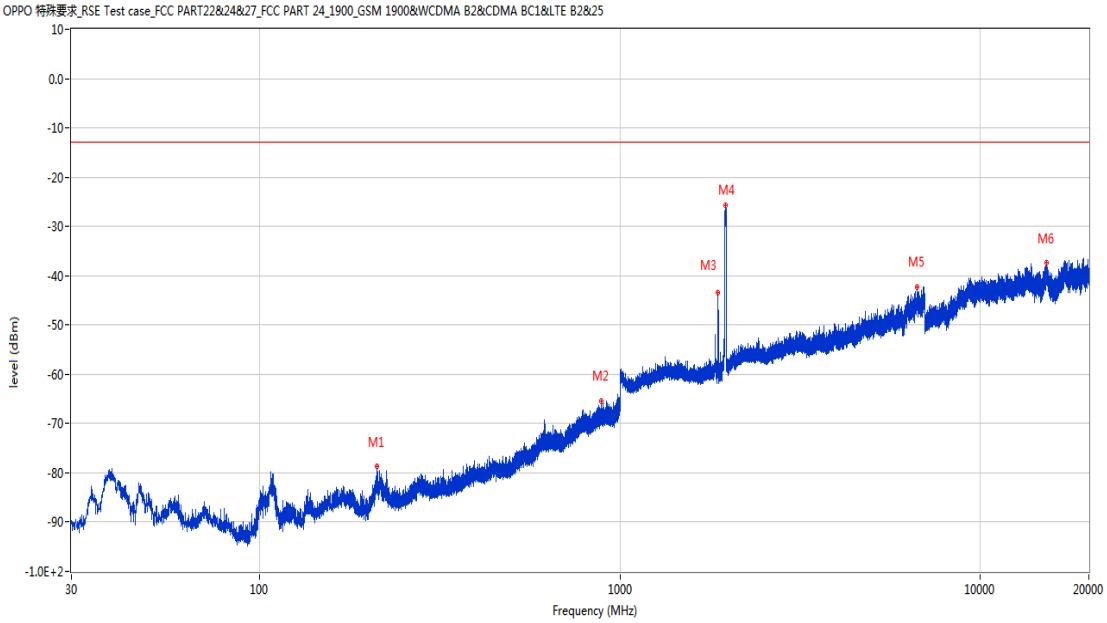

Frequency (MHz)	Result (dBm)	Factor (dB)	PK Limit (dBm)	Over Limit (dB)	Table (o)	ANT	EUT	Verdict
211.827	-78.67	-17.20	-13.0	-65.67	133.00	Horizontal	Vertical	Pass
888.741	-65.45	3.11	-13.0	-52.45	268.00	Horizontal	Vertical	Pass
1871.500	-43.53	-3.71	-13.0	-30.53	155.00	Horizontal	Vertical	N/A
1967.100	-25.63	-3.64	-13.0	-12.63	193.00	Horizontal	Vertical	N/A
6682.800	-42.39	12.16	-13.0	-29.39	111.00	Horizontal	Vertical	Pass
15278.437	-37.29	17.56	-13.0	-24.29	54.00	Horizontal	Vertical	Pass

RSE-V&V LTE Band 2 BW20 CH18900

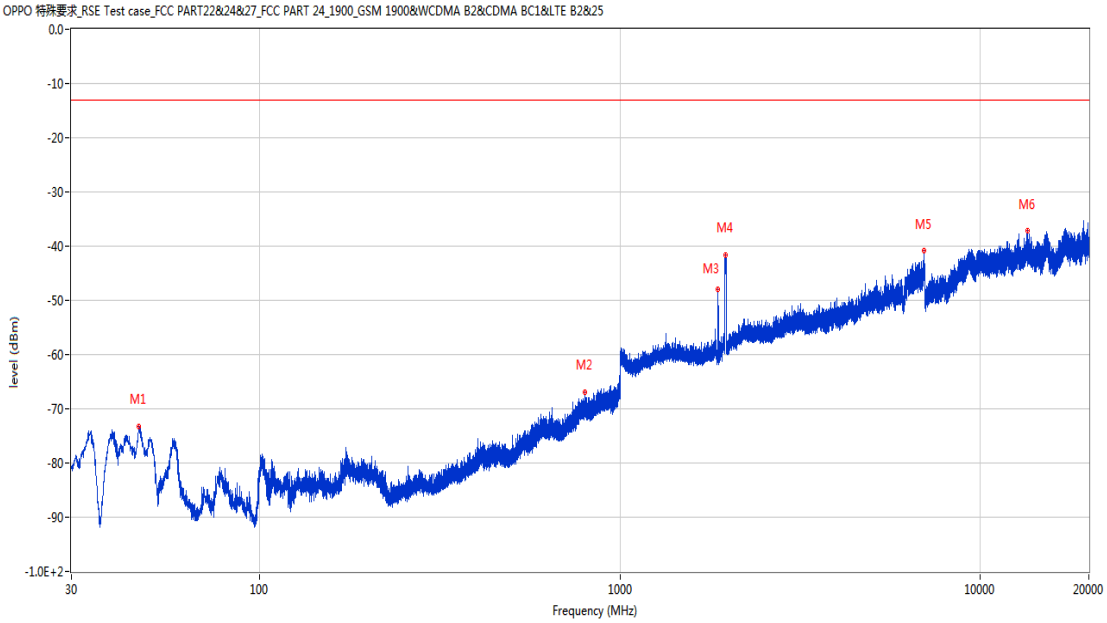

Frequency (MHz)	Result (dBm)	Factor (dB)	PK Limit (dBm)	Over Limit (dB)	Table (o)	ANT	EUT	Verdict
46.102	-73.33	-18.92	-13.0	-60.33	101.00	Vertical	Vertical	Pass
799.744	-66.89	1.60	-13.0	-53.89	82.00	Vertical	Vertical	Pass
1871.500	-48.02	-3.71	-13.0	-35.02	0.00	Vertical	Vertical	N/A
1957.000	-41.61	-3.45	-13.0	-28.61	204.00	Vertical	Vertical	N/A
6993.200	-40.80	12.94	-13.0	-27.80	327.00	Vertical	Vertical	Pass
13515.237	-37.22	18.90	-13.0	-24.22	150.00	Vertical	Vertical	Pass

RSE-V&H LTE Band 2 BW20 CH18900

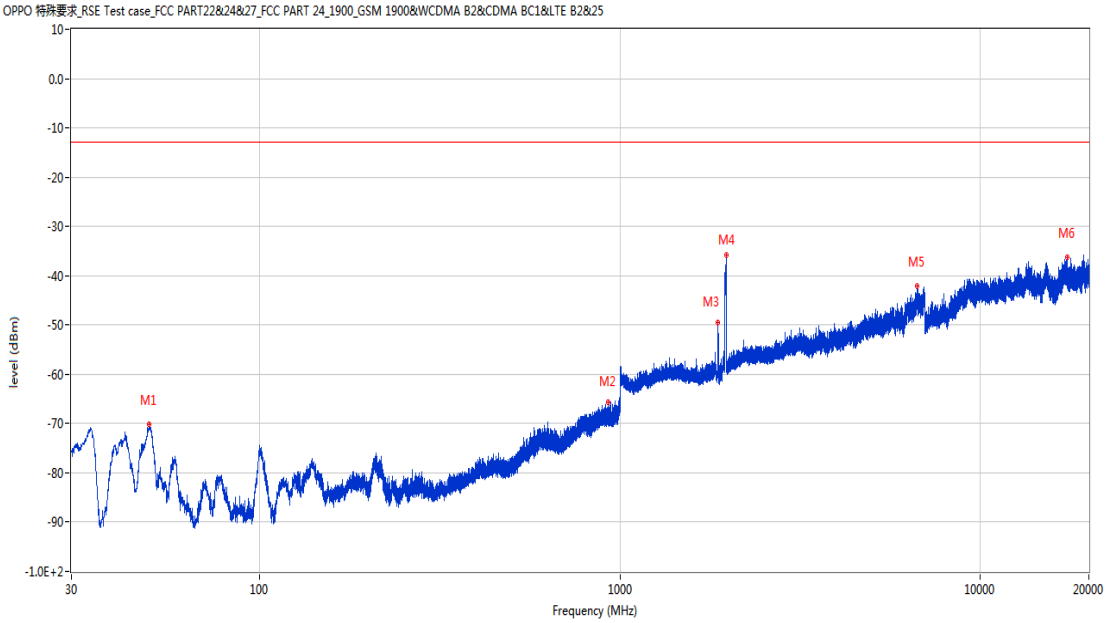

Frequency (MHz)	Result (dBm)	Factor (dB)	PK Limit (dBm)	Over Limit (dB)	Table (o)	ANT	EUT	Verdict
49.303	-70.20	-17.62	-13.0	-57.20	275.00	Vertical	Horizontal	Pass
924.728	-65.68	3.17	-13.0	-52.68	241.00	Vertical	Horizontal	Pass
1871.500	-49.57	-3.71	-13.0	-36.57	133.00	Vertical	Horizontal	N/A
1968.900	-35.89	-3.62	-13.0	-22.89	133.00	Vertical	Horizontal	N/A
6689.400	-42.08	12.10	-13.0	-29.08	90.00	Vertical	Horizontal	Pass
17383.113	-36.14	18.44	-13.0	-23.14	312.00	Vertical	Horizontal	Pass