TEST REPORT

Applicant:	Guangdong OPPO Mobile Telecommunications Corp., Ltd.
Address:	NO.18 Haibin Road, Wusha Village, Chang'an Town, Dongguan City, Guangdong, China
Equipment Type:	Mobile Phone
Model Name:	CPH2385
Brand Name:	OPPO
FCC ID:	R9C-AA341
Test Standard:	47 CFR Part 15 Subpart E (refer section 3.1)
Test Date:	Mar. 26, 2022 - Apr. 29, 2022
Date of Issue:	May 13, 2022

ISSUED BY:

Shenzhen BALUN Technology Co., Ltd.

Tested by: Yu Yingyuan **Checked by:** Ye Hongji **Approved by:** Liao Jianming (Technical Director)

Revision History

Version	Issue Date	Revisions
Rev. 01	May 13, 2022	Initial Issue

TABLE OF CONTENTS

1 GENERAL INFORMATION 4

1.1 Identification of the Testing Laboratory 4

1.2 Identification of the Responsible Testing Location 4

2 PRODUCT INFORMATION 5

2.1 Applicant Information 5

2.2 Manufacturer Information 5

2.3 Factory Information 5

2.4 General Description for Equipment under Test (EUT) 5

2.5 Technical Information 6

2.6 Additional Instructions 8

2.7 Channel List 12

3 SUMMARY OF TEST RESULTS 15

3.1 Test Standards 15

3.2 Test Verdict 15

4 GENERAL TEST CONFIGURATIONS 16

4.1 Test Environments 16

4.2 Test Equipment List 16

4.3 Test Software List 16

4.4 Measurement Uncertainty 17

4.5 Description of Test Setup 18

5 TEST ITEMS 21

5.1 RF Output Power 21

5.2 Emission Bandwidth and 6 dB Bandwidth 22

5.3 Power Spectral density (PSD) 23

5.4 Conducted Emission 24
5.5 Radiated Spurious Emissions and Band Edge (Restricted-band) 25
ANNEX A TEST RESULT 30
A.1 RF Output Power 30
A.2 Emission Bandwidth & 99% Bandwidth 33
A.3 6 dB Bandwidth 35
A.4 Power Spectral Density 36
A.5 Conducted Emissions 38
A.6 Radiated Spurious Emissions and Band Edge (Restricted-band) 40
ANNEX B TEST SETUP PHOTOS 151
ANNEX C EUT EXTERNAL PHOTOS 151
ANNEX D EUT INTERNAL PHOTOS 151

1 GENERAL INFORMATION

1.1 Identification of the Testing Laboratory

Company Name	Shenzhen BALUN Technology Co., Ltd.
Address	Block B, 1/F, Baisha Science and Technology Park, Shahe West Road, Nanshan District, ShenZhen, GuangDong Province, China
Phone Number	+86 755 6685 0100

1.2 Identification of the Responsible Testing Location

Test Location	Shenzhen BALUN Technology Co., Ltd.
Address	Block B, 1/F, Baisha Science and Technology Park, Shahe West Road, Nanshan District, ShenZhen, GuangDong Province, China
Accreditation Certificate	The laboratory is a testing organization accredited by FCC as a accredited testing laboratory. The designation number is CN1196.
Description	All measurement facilities used to collect the measurement data are located at Block B, 1/F, Baisha Science and Technology Park, Shahe West Road, Nanshan District, ShenZhen, GuangDong Province, China

2 PRODUCT INFORMATION

2.1 Applicant Information

Applicant	Guangdong OPPO Mobile Telecommunications Corp., Ltd.
Address	NO.18 Haibin Road, Wusha Village, Chang'an Town, Dongguan City, Guangdong, China

2.2 Manufacturer Information

Manufacturer	Guangdong OPPO Mobile Telecommunications Corp., Ltd.
Address	NO.18 Haibin Road, Wusha Village, Chang'an Town, Dongguan City, Guangdong, China

2.3 Factory Information

Factory	Guangdong OPPO Mobile Telecommunications Corp., Ltd.
Address	NO.18 Haibin Road, Wusha Village, Chang'an Town, Dongguan City, Guangdong, China

2.4 General Description for Equipment under Test (EUT)

EUT Name	Mobile Phone
Model Name Under Test	CPH2385
Series Model Name	N/A
Description of Model name differentiation	N/A
Hardware Version	11
Software Version	ColorOS V12.1
Dimensions (Approx.)	163.74x75.03x7.99mm
Weight (Approx.)	190g(with battery)

2.5 Technical Information

Network and Wireless connectivity	2G Network GSM/GPRS/EDGE 850/1900 MHz 3G Network WCDMA/HSDPA/HSUPA Band 5 4G Network FDD LTE Band 5/7 TDD LTE Band 38/41 Bluetooth (BR+EDR+BLE) 2.4G WIFI 802.11b, 802.11g, 802.11n(HT20/40) and VHT20/40 5G WIFI 802.11a, 802.11n(HT20/40) and 802.11ac(VHT20/40/80) U-NII-1/2A/2C/3, GPS, GLONASS, BDS, Galileo, SBAS, NFC

The requirement for the following technical information of the EUT was tested in this report:

Frequency Range	U-NII-1: 5150 MHz to 5250 MHz, U-NII-2A: 5250 MHz to 5350 MHz, U-NII-2C: 5470 MHz to 5725 MHz, U-NII-3: 5725 MHz to 5850 MHz
Product Type	☐ Mobile ☒ Portable ☐ Fix Location
Modulation technology	OFDM
Modulation Type	256QAM, 64QAM, 16QAM, BPSK, QPSK
Product Type	Portable
Transfer Rate (Mbps) (Single RF path)	802.11a: 54/ 48/ 36/ 24/ 18/ 12/ 9/ 6 Mbps 802.11n: up to 150 Mbps 802.11ac: up to VHT-MCS9
Channel Bandwidth	802.11a: 20 MHz 802.11n: 20 MHz, 40 MHz 802.11ac: 20 MHz, 40 MHz, 80 MHz
Maximum Output Power	U-NII-1: 18.04 dBm U-NII-2A: 17.99 dBm U-NII-2C: 17.04 dBm U-NII-3: 10.55 dBm
Antenna System (eg., MIMO, Smart Antenna)	N/A
Categorization as Correlated or Completely Uncorrelated	N/A
Antenna Type	PIFA Antenna
Antenna Gain	U-NII-1: 5150 MHz to 5250 MHz: 1.00 dBi U-NII-2A: 5250 MHz to 5350 MHz: 1.00 dBi U-NII-2C: 5470 MHz to 5725 MHz: 1.00 dBi U-NII-3: 5725 MHz to 5850 MHz: 1.00 dBi (In test items related to antenna gain, the final results reflect this figure. This value is provided by the applicant.)

About the Product	The equipment is Mobile Phone, intended for used with information technology equipment.

2.6 Additional Instructions

EUT Software Settings:

Mode	☒ Special software is used. The software provided by client to enable the EUT under transmission condition continuously at specific channel frequencies individually.

During testing, Channel and Power Controlling Software provided by the customer was used to control the operating channel as well as the output power level. The RF output power selection is for the setting of RF output power expected by the customer and is going to be fixed on the firmware of the final end product.

Test Software	Device bulid-in engneer test mode

U-NII-1 (5150 - 5250 MHz) Power level setup in software			
Mode	Channel	Frequency (MHz)	Soft Set
11a	CH36	5180	15.00
11a	CH44	5220	18.00
11a	CH48	5240	18.00
11n (HT20)	CH36	5180	14.50
11n (HT20)	CH44	5220	17.00
11n (HT20)	CH48	5240	17.00
11n (HT40)	CH38	5190	13.00
11n (HT40)	CH46	5230	17.00
11ac (VHT20)	CH36	5180	14.50
11ac (VHT20)	CH44	5220	17.00
11ac (VHT20)	CH48	5240	17.00
11ac (VHT40)	CH38	5190	14.00
11ac (VHT40)	CH46	5230	17.00
11ac (VHT80)	CH42	5210	13.00

U-NII-2A (5250 - 5350 MHz) Power level setup in software			
Mode	Channel	Frequency (MHz)	Soft Set
11a	CH52	5260	18.00
11a	CH60	5300	18.00
11a	CH64	5320	15.50
11n (HT20)	CH52	5260	17.00
11n (HT20)	CH60	5300	17.00
11n (HT20)	CH64	5320	15.50
11n (HT40)	CH54	5270	17.00
11n (HT40)	CH62	5310	14.00
11ac (VHT20)	CH52	5260	17.00
11ac (VHT20)	CH60	5300	17.00
11ac (VHT20)	CH64	5320	15.50
11ac (VHT40)	CH54	5270	17.00
11ac (VHT40)	CH62	5310	13.50
11ac (VHT80)	CH58	5290	12.50

U-NII-2C (5470 - 5725 MHz) Power level setup in software			
Mode	Channel	Frequency (MHz)	Soft Set
11a	CH100	5500	15.00
11a	CH116	5580	15.00
11a	CH140	5700	14.50
11n (HT20)	CH100	5500	15.00
11n (HT20)	CH116	5580	17.00
11n (HT20)	CH140	5700	16.00
11n (HT40)	CH102	5510	14.50
11n (HT40)	CH118	5590	17.00
11n (HT40)	CH134	5670	17.00
11ac (VHT20)	CH100	5500	15.50
11ac (VHT20)	CH116	5580	17.00
11ac (VHT20)	CH140	5700	15.00
11ac (VHT40)	CH102	5510	14.50
11ac (VHT40)	CH118	5590	17.00
11ac (VHT40)	CH134	5670	17.00
11ac (VHT80)	CH106	5530	12.50
11ac (VHT80)	CH122	5610	17.00

U-NII-3 (5725 - 5850 MHz) Power level setup in software			
Mode	Channel	Frequency (MHz)	Soft Set
11a	CH149	5745	11.00
11a	CH157	5785	11.00
11a	CH165	5825	11.00
11n (HT20)	CH149	5745	11.00
11n (HT20)	CH157	5785	11.00
11n (HT20)	CH165	5825	11.00
11n (HT40)	CH151	5755	11.00
11n (HT40)	CH159	5795	11.00
11ac (VHT20)	CH149	5745	11.00
11ac (VHT20)	CH157	5785	11.00
11ac (VHT20)	CH165	5825	11.00
11ac (VHT40)	CH151	5755	11.00
11ac (VHT40)	CH159	5795	11.00
11ac (VHT80)	CH155	5775	11.00

Run Software:

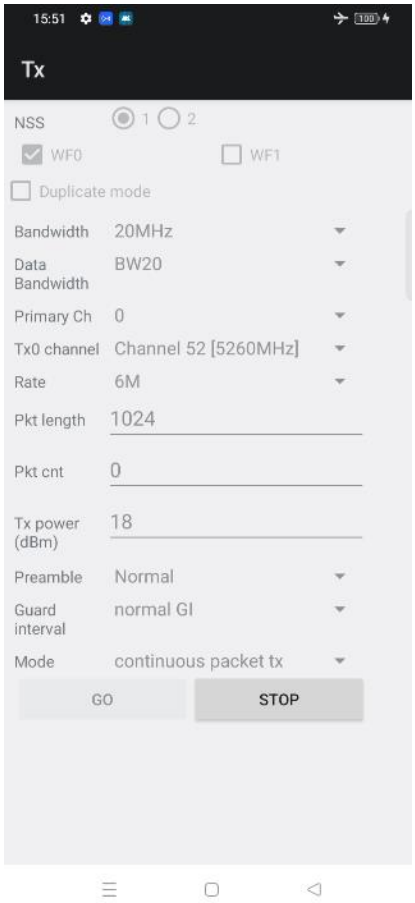

2.7 Channel List

20 MHz		40 MHz		80 MHz	
Channel Number	Frequency (MHz)	Channel Number	Frequency (MHz)	Channel Number	Frequency (MHz)
36	**5180**	**38**	**5190**	**42**	**5210**
40	5200	**46**	**5230**	**58**	**5290**
44	**5220**	**54**	**5270**	**106**	**5530**
48	**5240**	**62**	**5310**	**122**	**5610**
52	**5260**	**102**	**5510**	138	5690
56	5280	110	5550	**155**	**5775**
60	**5300**	**118**	**5590**		
64	**5320**	126	5630		
100	**5500**	**134**	**5670**		
104	5520	**142**	**5710**		
108	5540	**151**	**5755**		
112	5560	**159**	**5795**		
116	**5580**				
120	5600				
124	5620				
128	5640				
132	5660				
136	5680				
140	**5700**				
144	5720				
149	**5745**				
153	5765				
157	**5785**				
161	5805				
165	**5825**				

The Lowest frequency, the middle frequency and the highest frequency of channel were selected to perform the test, and the selected channel see below:

For 802.11a/n(HT20)/ac(VHT20)

U-NII-1 (5150 - 5250 MHz)			U-NII-2A (5250 - 5350 MHz)		
Channel Number	Channel	Frequency (MHz)	Channel Number	Channel	Frequency (MHz)
36	Low	5180	52	Low	5260
44	Mid	5220	60	Mid	5300
48	High	5240	64	High	5320

U-NII-2C (5470 - 5725 MHz)			U-NII-3 (5725 - 5850 MHz)		
Channel Number	Channel	Frequency (MHz)	Channel Number	Channel	Frequency (MHz)
100	Low	5500	149	Low	5745
116	Mid	5580	157	Mid	5785
140	High	5700	165	High	5825

For 802.11n(HT40)/ac(VHT40)

U-NII-1 (5150 - 5250 MHz)			U-NII-2A (5250 - 5350 MHz)		
Channel Number	Channel	Frequency (MHz)	Channel Number	Channel	Frequency (MHz)
38	Low	5190	54	Low	5270
46	High	5230	62	High	5310

U-NII-2C (5150 - 5250 MHz)			U-NII-3 (5725 - 5850 MHz)		
Channel Number	Channel	Frequency (MHz)	Channel Number	Channel	Frequency (MHz)
102	Low	5510	151	Low	5755
118	Mid	5590	159	High	5795
134	High	5670	-	-	-

For 802.11ac(VHT80)

U-NII-1 (5150 - 5250 MHz)			U-NII-2A (5250 - 5350 MHz)		
Channel Number	Channel	Frequency (MHz)	Channel Number	Channel	Frequency (MHz)
42	Mid	5210	58	Mid	5290

U-NII-2C (5470 - 5725 MHz)			U-NII-3 (5725 - 5850 MHz)		
Channel Number	Channel	Frequency (MHz)	Channel Number	Channel	Frequency (MHz)
106	Low	5530	155	Mid	5775
122	High	5610	-	-	-

Note: Preliminary tests were performed in different data rate in above table to find the worst radiated emission. The data rate shown in the table below is the worst-case rate with respect to the specific test item. Investigation has been done on all the possible configurations for searching the worst cases. The

following table is a list of the test modes shown in this test report.

Test Items	Mode	Data Rate	Modulation Type	U-NII-1 Channel	U-NII-2A Channel	U-NII-2C Channel	U-NII-3 Channel
RF Output Power	11a	6	BPSK	48/44/36	64/60/52	140/116/100	165/157/149
	11n(20 MHz)	6.5		48/44/36	64/60/52	140/116/100	165/157/149
	11n(40 MHz)	13.5		46/38	62/54	134/118/102	159/151
	11ac(20 MHz)	6.5		48/44/36	64/60/52	140/116/100	165/157/149
	11ac(40 MHz)	13.5		46/38	62/54	134/118/102	159/151
	11ac(80 MHz)	29.3		42	58	122/106	155
Emission Bandwidth & 99% Occupied Bandwidth	11a	6	BPSK	48/44/36	64/60/52	140/116/100	165/157/149
	11n(20 MHz)	6.5		48/44/36	64/60/52	140/116/100	165/157/149
	11n(40 MHz)	13.5		46/38	62/54	134/118/102	159/151
	11ac(20 MHz)	6.5		48/44/36	64/60/52	140/116/100	165/157/149
	11ac(40 MHz)	13.5		46/38	62/54	134/118/102	159/151
	11ac(80 MHz)	29.3		42	58	122/106	155
6 dB bandwidth	11a	6	BPSK	N/A	N/A	N/A	165/157/149
	11n(20 MHz)	6.5		N/A	N/A	N/A	165/157/149
	11n(40 MHz)	13.5		N/A	N/A	N/A	159/151
	11ac(20 MHz)	6.5		N/A	N/A	N/A	165/157/149
	11ac(40 MHz)	13.5		N/A	N/A	N/A	159/151
	11ac(80 MHz)	29.3		N/A	N/A	N/A	155
Power Spectral Density	11a	6	BPSK	48/44/36	64/60/52	140/116/100	165/157/149
	11n(20 MHz)	6.5		48/44/36	64/60/52	140/116/100	165/157/149
	11n(40 MHz)	13.5		46/38	62/54	134/118/102	159/151
	11ac(20 MHz)	6.5		48/44/36	64/60/52	140/116/100	165/157/149
	11ac(40 MHz)	13.5		46/38	62/54	134/118/102	159/151
	11ac(80 MHz)	29.3		42	58	122/106	155
Radiated Spurious Emissions	11a	6	BPSK	48/44/36	64/60/52	140/116/100	165/157/149
	11n(20 MHz)	6.5		48/44/36	64/60/52	140/116/100	165/157/149
	11n(40 MHz)	13.5		46/38	62/54	134/118/102	159/151
	11ac(20 MHz)	6.5		48/44/36	64/60/52	140/116/100	165/157/149
	11ac(40 MHz)	13.5		46/38	62/54	134/118/102	159/151
	11ac(80 MHz)	29.3		42	58	122/106	155
Band Edge (Restricted-band)	11a	6	BPSK	48/36	64/52	140/100	165/149
	11n(20 MHz)	6.5		48/36	64/52	140/100	165/149
	11n(40 MHz)	13.5		46/38	62/54	134/102	159/151
	11ac(20 MHz)	6.5		48/36	64/52	140/100	165/149
	11ac(40 MHz)	13.5		46/38	62/54	134/102	159/151
	11ac(80 MHz)	29.3		42	58	122/106	155

3 SUMMARY OF TEST RESULTS

3.1 Test Standards

No.	Identity	Document Title
1	47 CFR Part 15 Subpart E	Unlicensed National Information Infrastructure Devices
2	KDB Publication 789033 D02v02r01	Guidelines for Compliance Testing of Unlicensed National Information Infrastructure (U-NII) Devices Part 15, Subpart E
3	ANSI C63.10-2013	American National Standard for Testing Unlicensed Wireless Devices

3.2 Test Verdict

No.	Description	FCC Part No.	Test Result	Verdict
1	Antenna Requirement	15.203	--	Pass[Note1]
2	RF Output Power	15.407(a)	ANNEX A.1	Pass
3	Emission Bandwidth & 99% Occupied Bandwidth	15.407(a)	ANNEX A.2	Pass
4	6 dB bandwidth	15.407(e)	ANNEX A.3	Pass
5	Power Spectral Density	15.407(a)	ANNEX A.4	Pass
6	Conducted Emission	15.207	ANNEX A.5	Pass
7	Radiated Spurious Emissions and Band Edge (Restricted-band)	15.407(b)	ANNEX A.6	Pass
8	Receiver Spurious Emissions	--	--	N/A[Note2]

Note [1]: The EUT has a permanently and irreplaceable attached antenna, which complies with the requirement FCC 15.203.

Note [2]: Only radio communication receivers operating in stand-alone mode within the U-NII-30-960 MHz, as well as scanner receivers, are subject to Industry Canada requirements, so this test is not applicable.

Note [3]: Under all normal operating conditions specified in the user manual, frequency stability can keep radiation within the operating frequency band.

Note [4]: Compared with the EUT of test report BL-SZ2230843-604, the changes of the EUT of this report as below:

1. Different model name.
2. Update camera specification is 50M+2M.
3. Add the battery cover with leather material.

Therefore, all test data please refer to report BL-SZ2230843-604, which was issued by Shenzhen BALUN Technology Co., Ltd. on May 09, 2022.

4 GENERAL TEST CONFIGURATIONS

4.1 Test Environments

During the measurement, the normal environmental conditions were within the listed ranges:

Relative Humidity	45% to 55%	
Atmospheric Pressure	100 kPa to 102 kPa	
Temperature	NT (Normal Temperature)	+22℃ to +25℃
Working Voltage of the EUT	NV (Normal Voltage)	3.87 V

4.2 Test Equipment List

Description	Manufacturer	Model	Serial No.	Cal. Date	Cal. Due
Spectrum Analyzer	ROHDE&SCHWARZ	FSV-40	101544	2022.01.04	2023.01.03
Spectrum Analyzer	KEYSIGHT	N9020A	MY50330200	2021.06.01	2022.05.31
Signaling Unit	ROHDE&SCHWARZ	CMW500	142028	2021.06.01	2022.05.31
Spectrum Analyzer	ROHDE&SCHWARZ	FSV-30	103118	2021.08.09	2022.08.08
Vector Signal Generator	ROHDE&SCHWARZ	SMBV100A	260592	2022.02.09	2023.02.08
Signal Generator	ROHDE&SCHWARZ	SMB100A	177746	2021.08.24	2022.08.23
Switch Unit with OSP-B157	ROHDE&SCHWARZ	OSP120	101270	2021.06.01	2022.05.31
Power Sensor	KEYSIGHT	U2063XA	MY58000247	2021.09.13	2022.09.12
EMI Receiver	KEYSIGHT	N9038A	MY53220118	2021.10.10	2022.10.09
EMI Receiver	ROHDE&SCHWARZ	ESRP	101036	2021.06.08	2022.06.07
LISN	SCHWARZBECK	NSLK 8127	8127-687	2021.04.16	2024.04.15
Test Antenna-Loop(9 kHz-30 MHz)	SCHWARZBECK	FMZB 1519	1519-037	2021.08.20	2024.08.19
Test Antenna-Bi-Log(30 MHz-3 GHz)	SCHWARZBECK	VULB 9163	9163-624	2019.07.02	2022.07.01
Test Antenna-Horn(1-18 GHz)	SCHWARZBECK	BBHA 9120D	9120D-1917	2021.07.02	2023.07.01
Test Antenna-Horn (18-40 GHz)	A-INFO	LB-180400KF	J211060273	2022.02.19	2024.09.03
Anechoic Chamber	RAINFORD	9m*6m*6m	N/A	2021.09.04	2024.09.09
Anechoic Chamber	EMC Electronic Co., Ltd	20.10*11.60*7.35m	N/A	2021.08.15	2024.08.14
Shielded Enclosure	ChangNing	CN-130701	130703	--	--

4.3 Test Software List

Description	Manufacturer	Software Version	Serial No.	Applicable test Setup
BL410R	BALUN	V2.1.1.488	N/A	The section 4.5.1
BL410E	BALUN	V19.8.28.435	N/A	The section 4.5.2&4.5.3&4.5.4&4.5.5

4.4 Measurement Uncertainty

The following measurement uncertainty levels have been estimated for tests performed on the EUT as specified in CISPR 16-4-2.

This uncertainty represents an expanded uncertainty expressed at approximately the 95% confidence level using a coverage factor of k=2.

Parameters	Uncertainty
Occupied Channel Bandwidth	2.8%
RF output power, conducted	1.28 dB
Power Spectral Density, conducted	1.30 dB
Unwanted Emissions, conducted	1.84 dB
All emissions, radiated	5.36 dB
Temperature	0.82°C
Humidity	4.1%

4.5 Description of Test Setup

4.5.1 For Antenna Port Test

Conducted value (dBm) = Measurement value (dBm) + cable loss (dB)

For example: the measurement value is 10 dBm and the cable 0.5dBm used, then the final result of EUT:
Conducted value (dBm) = 10 dBm + 0.5 dB = 10.5 dBm

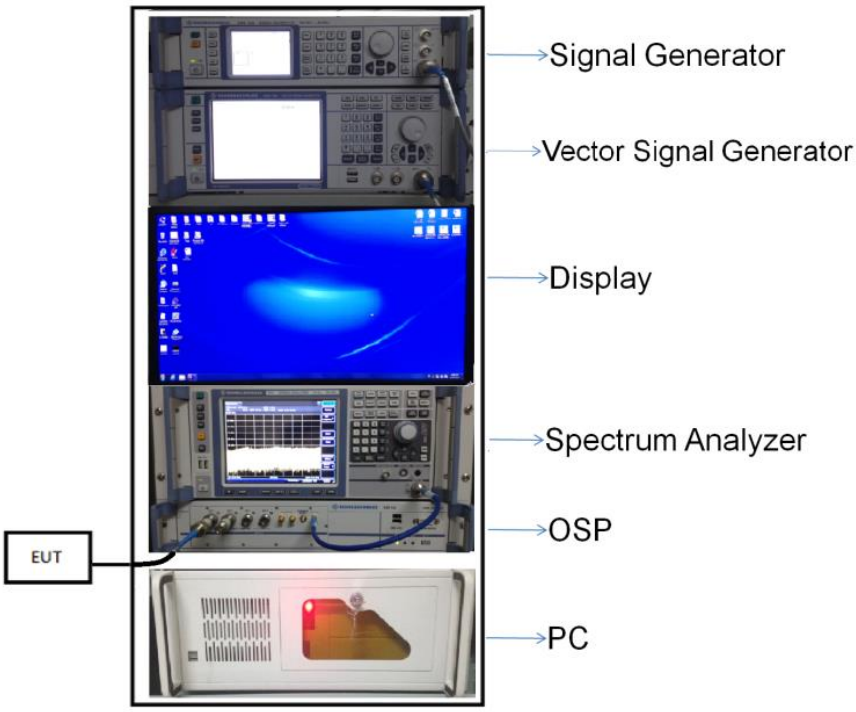

(Diagram 1)

4.5.2 For AC Power Supply Port Test

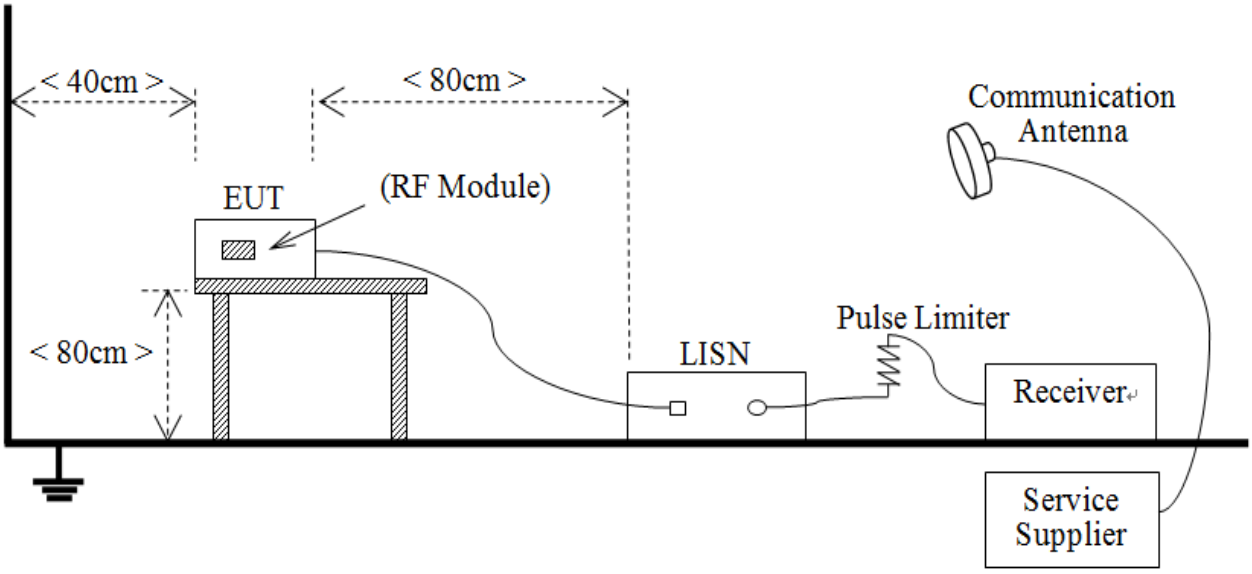

(Diagram 2)

4.5.3 For Radiated Test (Below 30 MHz)



(Diagram 3)

4.5.4 For Radiated Test (30 MHz-1 GHz)

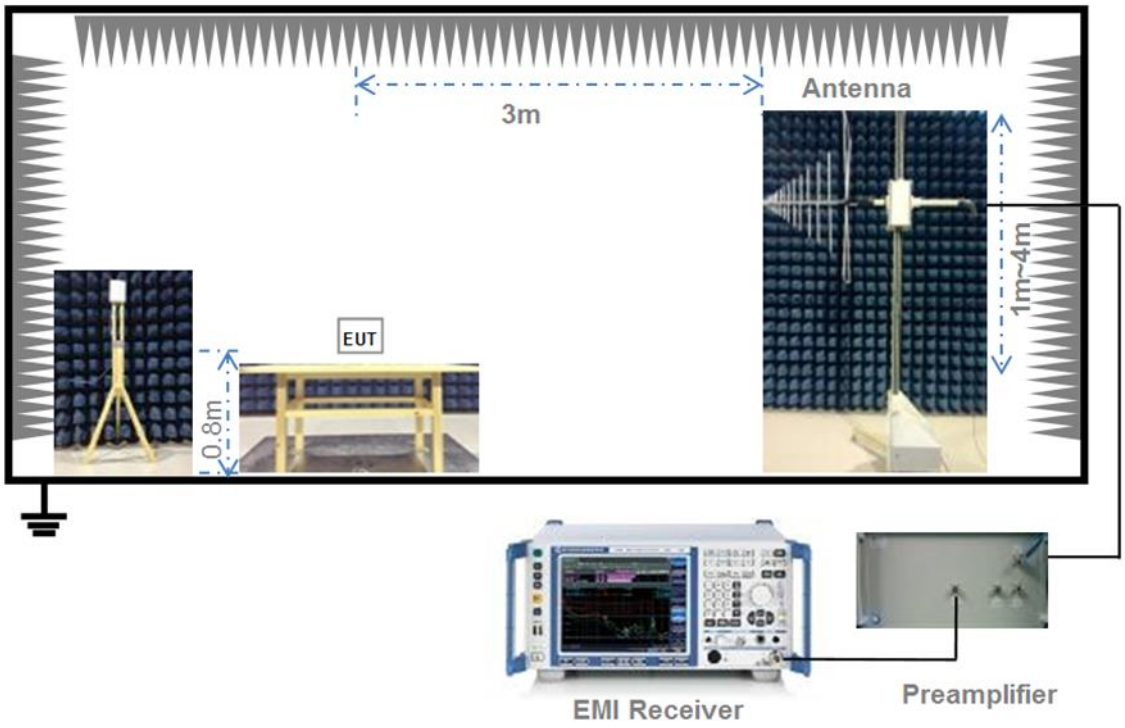

(Diagram 4)

4.5.5 For Radiated Test (Above 1 GHz)

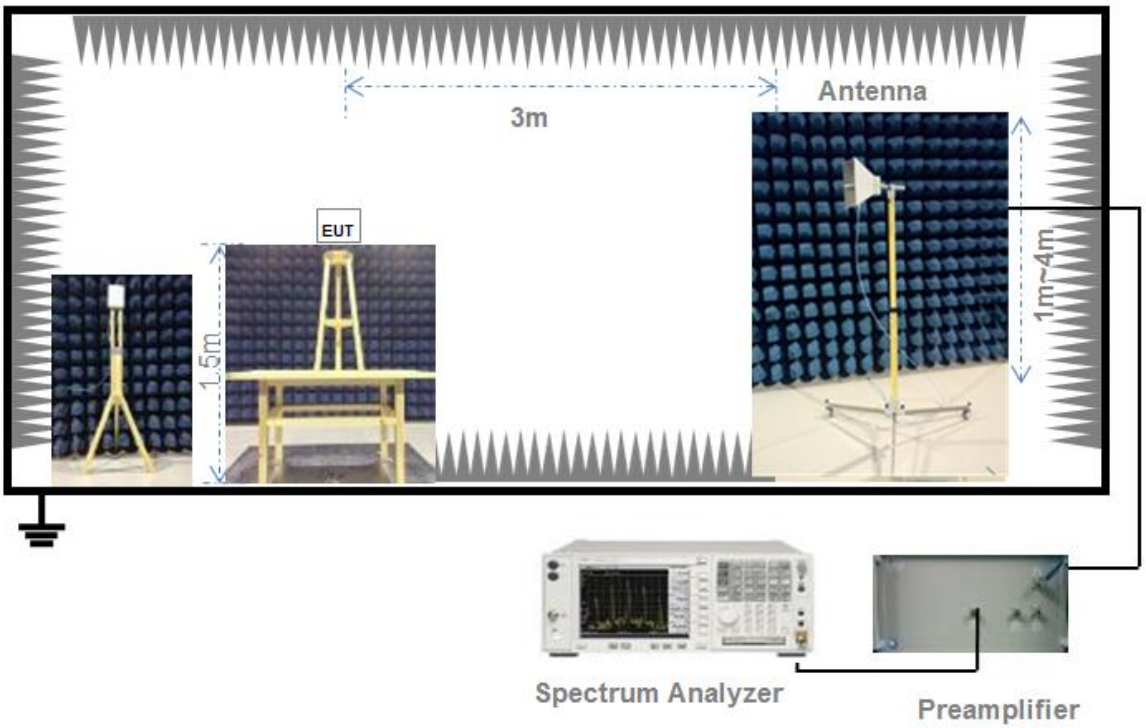

(Diagram 5)

5 TEST ITEMS

5.1 RF Output Power

5.1.1 Test Limit

FCC §15.407(a)

The maximum conducted output power should not exceed:

Frequency Band (MHz)	Limit
5150-5250	250 mW
5250-5350	250 mW or 11 dBm + 10log B, whichever is less.
5470-5725	250 mW or 11 dBm + 10log B, whichever is less.
5725-5850	1 W
Note: Where “B” is the 26 dB emissions bandwidth in MHz.	

5.1.2 Test Setup

The section 4.5.1 (Diagram 1) test setup description was used for this test. The photo of test setup please refer to ANNEX B.

5.1.3 Test Procedure

The maximum peak conducted output power may be measured using a broadband Average RF power meter. The power meter shall have a video bandwidth that is greater than or equal to the emission bandwidth and utilize a fast-responding diode detector.

The E.I.R.P used radiated test method. At a test site that has been validated using the procedures of ANSI C63.4 or the latest CISPR 16-1-4 for measurements above 1 GHz, so as to simulate a near free-space environment.

5.1.4 Test Result

Please refer to ANNEX A.1.

5.2 Emission Bandwidth and 6 dB Bandwidth

5.2.1 Limit

FCC §15.407(a)

Within the 5.725-5.85 GHz band, the minimum 6 dB bandwidth of U-NII devices shall be at least 500 kHz.

5.2.2 Test Setup

The test setup photo please refer to 4.5.1 (Diagram 1) test setup description was used for this test. The photo of test setup please refer to ANNEX B.

5.2.3 Test Procedure

Emission bandwidth

1. Set RBW = approximately 1% of the emission bandwidth.

2. Set VBW ≥ 3*RBW,

3. Detector = Peak.

4. Trace mode = Max hold.

5. Measure the maximum width of the emission that is 26 dB down from the peak of the emission.

Occupied Bandwidth

1. Set Span = 1.5 times to 5.0 times the OBW

2. Set RBW = 1% to 5% of the OBW.

3. Set VBW ≥ 3*RBW, Detector = Peak.

4. Trace mode = Max hold.

5. Use the 99% power bandwidth function of the instrument.

6 dB bandwidth

1. Set RBW = 100 kHz, VBW = 300 kHz.

2. Detector = Peak.Trace mode = Max hold.

3. Allow the trace to stabilize.

4. Measure the maximum width of the emission that is constrained by the frequencies associated with the two outermost amplitude points (upper and lower frequencies) that are attenuated by 6 dB relative to the maximum level measured in the fundamental emission.

5.2.4 Test Result

Please refer to ANNEX A.2 and ANNEX A.3.

5.3 Power Spectral density (PSD)

5.3.1 Limit

FCC §15.407(a)

The maximum power spectral density should not exceed:

Frequency Band (MHz)	Limit
5150-5250	11 dBm/MHz
5250-5350	11 dBm/MHz
5470-5725	11 dBm/MHz
5725-5850	30 dBm/500kHz

5.3.2 Test Setup

The section 4.5.1 (Diagram 1) test setup description was used for this test. The photo of test setup please refer to ANNEX B.

5.3.3 Test Procedure

Set the spectrum analyzer or EMI receiver span to view the entire emission bandwidth.
1. Set RBW = 510 kHz/1 MHz, VBW ≥ 3*RBW, Sweep time = Auto, Detector = RMS.
2. Allow the sweeps to continue until the trace stabilizes.
3. Use the peak marker function to determine the maximum amplitude level.
4. The E.I.R.P spectral density used radiated test method. At a test site that has been validated using the procedures of ANSI C63.4 or the latest CISPR 16-1-4 for measurements above 1 GHz, so as to simulate a near free-space environment.

5.3.4 Test Result

Please refer to ANNEX A.4.

5.4 Conducted Emission

5.4.1 Limit

FCC §15.207

For an intentional radiator that is designed to be connected to the public utility (AC) power line, the radio frequency voltage that is conducted back onto the AC power line on any frequency within the U-NII-150 kHz to 30 MHz shall not exceed the limits in the following table, as measured using a 50μH/50Ω line impedance stabilization network (LISN).

Frequency range (MHz)	Conducted Limit (dBμV)	
	Quai-peak	Average
0.15 - 0.50	66 to 56	56 to 46
0.50 - 5	56	46
0.50 - 30	60	50

5.4.2 Test Setup

The section 4.5.2 (Diagram 2) test setup description was used for this test. The photo of test setup please refer to ANNEX B.

5.4.3 Test Procedure

The maximum conducted interference is searched using Peak (PK), if the emission levels more than the AV and QP limits, and that have narrow margins from the AV and QP limits will be re-measured with AV and QP detectors. Tests for both L phase and N phase lines of the power mains connected to the EUT are performed. Refer to recorded points and plots below.

5.4.4 Test Result

Please refer to ANNEX A.5.

5.5 Radiated Spurious Emissions and Band Edge (Restricted-band)

5.5.1 Limit

FCC §15.209 & 15.407(b)

Frequency (MHz)	Field Strength (μV/m)	Measurement Distance (m)
0.009 - 0.490	2400/F(kHz)	300
0.490 - 1.705	24000/F(kHz)	30
1.705 - 30.0	30	30
30 - 88	100	3
88 - 216	150	3
216 - 960	200	3
Above 960	500	3

Note [1]: The Limit for radiated test was performed according to FCC Part 15C
Note [2]: The tighter limit applies at the band edge.

Un-restricted band emissions	
Out Operating Band (MHz)	Limit
5150 - 5250	e.i.r.p. -27 dBm (68.2 dBuV/m@3m)
5250 - 5350	e.i.r.p. -27 dBm (68.2 dBuV/m@3m)
5470 - 5725	e.i.r.p. -27 dBm (68.2 dBuV/m@3m)
5725 - 5850	All emissions shall be limited to a level of -27 dBm/MHz at 75 MHz or more above or below the band edge increasing linearly to 10 dBm/MHz at 25 MHz above or below the band edge, and from 25 MHz above or below the band edge increasing linearly to a level of 15.6 dBm/MHz at 5 MHz above or below the band edge, and from 5 MHz above or below the band edge increasing linearly to a level of 27 dBm/MHz at the band edge. 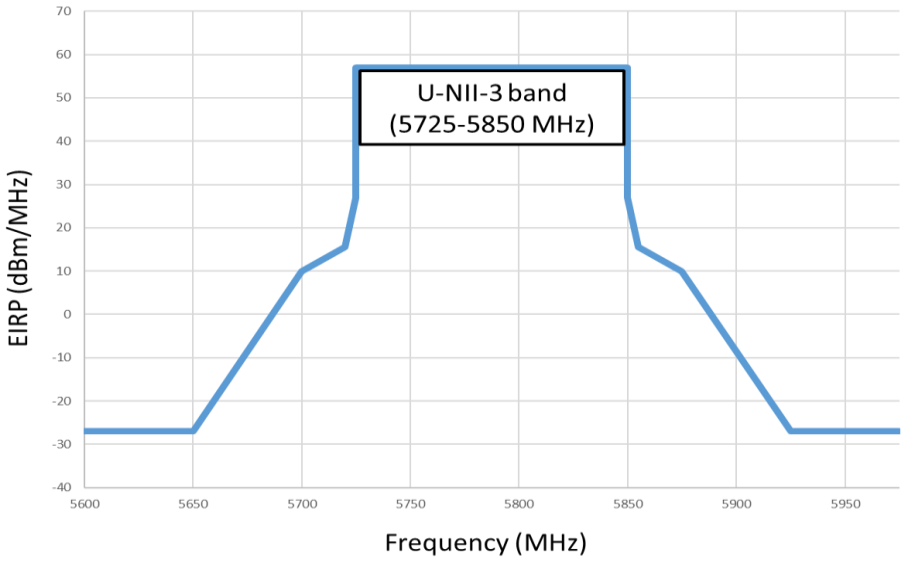

Note: The following formula is used to convert the equipment isotropic radiated power (eirp) to field strength.

5.5.2 Test Setup

The section 4.5.3-4.5.5 (Diagram 3 - Diagram 5) test setup description was used for this test. The photo of test setup please refer to ANNEX B.

5.5.3 Test Procedure

Since the emission limits are specified in terms of radiated field strength levels, measurements performed to demonstrate compliance have traditionally relied on a radiated test configuration. Radiated measurements remain the principal method for demonstrating compliance to the specified limits; however antenna-port conducted measurements are also now acceptable to demonstrate compliance (see below for details). When radiated measurements are utilized, test site requirements and procedures for maximizing and measuring radiated emissions that are described in ANSI C63.10 shall be followed.

Antenna-port conducted measurements may also be used as an alternative to radiated measurements for demonstrating compliance in the restricted frequency bands. If conducted measurements are performed, then proper impedance matching must be ensured and an additional radiated test for cabinet/case spurious emissions is required.

General Procedure for conducted measurements in restricted bands

a) Measure the conducted output power (in dBm) using the detector specified (see guidance regarding measurement procedures for determining quasi-peak, peak, and average conducted output power, respectively).

b) Add the maximum transmit antenna gain (in dBi) to the measured output power level to determine the EIRP level (see guidance on determining the applicable antenna gain)

c) Add the appropriate maximum ground reflection factor to the EIRP level (6 dB for frequencies ≤ 30 MHz, 4.7 dB for frequencies between 30 MHz and 1000 MHz, inclusive and 0 dB for frequencies > 1000 MHz).

d) For devices with multiple antenna-ports, measure the power of each individual chain and sum the EIRP of all chains in linear terms (e.g., Watts, mW).

e) Convert the resultant EIRP level to an equivalent electric field strength using the following relationship:

$E = EIRP – 20\log D + 104.8$

where:

E = electric field strength in dBμV/m,

EIRP = equivalent isotropic radiated power in dBm

D = specified measurement distance in meters.

f) Compare the resultant electric field strength level to the applicable limit.

g) Perform radiated spurious emission test.

Quasi-Peak measurement procedure

The specifications for measurements using the CISPR quasi-peak detector can be found in Publication 16 of the International Special Committee on Radio Frequency Interference (CISPR) of the International

Electrotechnical Commission.

As an alternative to CISPR quasi-peak measurement, compliance can be demonstrated to the applicable emission limits using a peak detector.

Peak power measurement procedure

Peak emission levels are measured by setting the instrument as follows:

a) RBW = as specified in Table 1.

b) VBW ≥ 3 x RBW.

c) Detector = Peak.

d) Sweep time = auto.

e) Trace mode = max hold.

f) Allow sweeps to continue until the trace stabilizes. (Note that the required measurement time may be longer for low duty cycle applications).

Table 1—RBW as a function of frequency

Frequency	RBW
9-150 kHz	200-300 Hz
0.15-30 MHz	9-10 kHz
30-1000 MHz	100-120 kHz
> 1000 MHz	1 MHz

If the peak-detected amplitude can be shown to comply with the average limit, then it is not necessary to perform a separate average measurement.

Trace averaging across on and off times of the EUT transmissions followed by duty cycle correction

If continuous transmission of the EUT (i.e., duty cycle ≥ 98 percent) cannot be achieved and the duty cycle is constant (i.e., duty cycle variations are less than ± 2 percent), then the following procedure shall be used:

a) The EUT shall be configured to operate at the maximum achievable duty cycle.

b) Measure the duty cycle, x, of the transmitter output signal as described in section 6.0.

c) RBW = 1 MHz (unless otherwise specified).

d) VBW ≥ 3 x RBW.

e) Detector = RMS, if span/(# of points in sweep) ≤ (RBW/2). Satisfying this condition may require increasing the number of points in the sweep or reducing the span. If this condition cannot be satisfied, then the detector mode shall be set to peak.

f) Averaging type = power (i.e., RMS).

1) As an alternative, the detector and averaging type may be set for linear voltage averaging.

2) Some instruments require linear display mode in order to use linear voltage averaging. Log or dB

averaging shall not be used.

g) Sweep time = auto.

h) Perform a trace average of at least 100 traces.

i) A correction factor shall be added to the measurement results prior to comparing to the emission limit in order to compute the emission level that would have been measured had the test been performed at 100 percent duty cycle. The correction factor is computed as follows:

1) If power averaging (RMS) mode was used in step f), then the applicable correction factor is 10 log(1/x), where x is the duty cycle.

2) If linear voltage averaging mode was used in step f), then the applicable correction factor is 20 log(1/x), where x is the duty cycle.

3) If a specific emission is demonstrated to be continuous (≥ 98 percent duty cycle) rather than turning on and off with the transmit cycle, then no duty cycle correction is required for that emission.

NOTE: Reduction of the measured emission amplitude levels to account for operational duty factor is not permitted. Compliance is based on emission levels occurring during transmission - not on an average across on and off times of the transmitter.

Determining the applicable transmit antenna gain

A conducted power measurement will determine the maximum output power associated with a restricted band emission; however, in order to determine the associated EIRP level, the gain of the transmitting antenna (in dBi) must be added to the measured output power (in dBm).

Since the out-of-band characteristics of the EUT transmit antenna will often be unknown, the use of a conservative antenna gain value is necessary. Thus, when determining the EIRP based on the measured conducted power, the upper bound on antenna gain for a device with a single RF output shall be selected as the maximum in-band gain of the antenna across all operating bands, or 2 dBi, whichever is greater. However, for devices that operate in multiple frequency bands while using the same transmit antenna, the highest gain of the antenna within the operating band nearest in frequency to the restricted band emission being measured may be used in lieu of the overall highest gain when the emission is at a frequency that is within 20 percent of the nearest band edge frequency, but in no case shall a value less than 2 dBi be used.

See KDB 662911 for guidance on calculating the additional array gain term when determining the effective antenna gain for a EUT with multiple outputs occupying the same or overlapping frequency ranges in the same band.

Radiated spurious emission test

An additional consideration when performing conducted measurements of restricted band emissions is that unwanted emissions radiating from the EUT cabinet, control circuits, power leads, or intermediate circuit elements will likely go undetected in a conducted measurement configuration. To address this concern, a radiated test shall be performed to ensure that emissions emanating from the EUT cabinet (rather than the antenna port) also comply with the applicable limits.

For these cabinet radiated spurious emission measurements the EUT transmit antenna may be replaced with a termination matching the nominal impedance of the antenna. Procedures for performing radiated measurements are specified in ANSI C63.10. All detected emissions shall comply with the applicable limits.

The measurement frequency range is from 30 MHz to the 10th harmonic of the fundamental frequency. The Turn Table is actuated to turn from 0° to 360°, and both horizontal and vertical polarizations of the Test Antenna are used to find the maximum radiated power. Mid channels on all channel bandwidth verified. Only the worst RB size/offset presented.

The power of the EUT transmitting frequency should be ignored.

All Spurious Emission tests were performed in X, Y, Z axis direction. And only the worst axis test condition was recorded in this test report.

Use the following spectrum analyzer settings:

Span = wide enough to fully capture the emission being measured
RBW = 1 MHz for f ≥ 1 GHz, 100 kHz for f < 1 GHz
VBW ≥ RBW
Sweep = auto
Detector function = peak
Trace = max hold

5.5.4 Test Result

Please refer to ANNEX A.6.

ANNEX A TEST RESULT

A.1 RF Output Power

Note [1]: For FCC standard, if transmitting antennas of directional gain greater than 6 dBi are used, all band maximum conducted output power shall be reduced by the amount in dB that the directional gain of the antenna exceeds 6 dBi.

Duty Cycle

Test Mode	On Time (ms)	On+Off time (ms)	Duty Cycle
11a	1.371	1.444	94.94%
11n (HT20)/11ac (VHT20)	1.308	1.354	96.60%
11n (HT40)/11ac (VHT40)	0.649	0.696	93.24%
11ac (VHT80)	0.323	0.368	87.78%

Test Data

Conducted Power

U-NII-1 (5150 - 5250 MHz)					
Mode	Channel	Conducted Power (dBm)	Conducted Power (mW)	FCC Limit (mW)	Verdict
11a	CH36	15.41	34.75	250	Pass
11a	CH44	17.61	57.68	250	Pass
11a	CH48	18.04	63.68	250	Pass
11n (HT20)	CH36	14.06	25.47	250	Pass
11n (HT20)	CH44	16.41	43.75	250	Pass
11n (HT20)	CH48	16.85	48.42	250	Pass
11n (HT40)	CH38	12.41	17.42	250	Pass
11n (HT40)	CH46	16.65	46.24	250	Pass
11ac (VHT20)	CH36	14.07	25.53	250	Pass
11ac (VHT20)	CH44	16.48	44.46	250	Pass
11ac (VHT20)	CH48	16.84	48.31	250	Pass
11ac (VHT40)	CH38	13.56	22.70	250	Pass
11ac (VHT40)	CH46	16.57	45.39	250	Pass
11ac (VHT80)	CH42	12.67	18.49	250	Pass

U-NII-2A (5250 - 5350 MHz)					
Mode	Channel	Conducted Power (dBm)	Conducted Power (mW)	FCC Limit (mW)	Verdict
11a	CH52	17.99	62.95	250	Pass
11a	CH60	17.91	61.80	250	Pass
11a	CH64	15.36	34.36	250	Pass
11n (HT20)	CH52	17.34	54.20	250	Pass
11n (HT20)	CH60	17.29	53.58	250	Pass
11n (HT20)	CH64	15.74	37.50	250	Pass
11n (HT40)	CH54	17.22	52.72	250	Pass
11n (HT40)	CH62	14.06	25.47	250	Pass
11ac (VHT20)	CH52	16.87	48.64	250	Pass
11ac (VHT20)	CH60	16.65	46.24	250	Pass
11ac (VHT20)	CH64	15.73	37.41	250	Pass
11ac (VHT40)	CH54	17.16	52.00	250	Pass
11ac (VHT40)	CH62	13.55	22.65	250	Pass
11ac (VHT80)	CH58	12.53	17.91	250	Pass

U-NII-2C (5470 - 5725 MHz)					
Mode	Channel	Conducted Power (dBm)	Conducted Power (mW)	FCC Limit (mW)	Verdict
11a	CH100	15.40	34.67	250	Pass
11a	CH116	15.15	32.73	250	Pass
11a	CH140	13.46	22.18	250	Pass
11n (HT20)	CH100	14.65	29.17	250	Pass
11n (HT20)	CH116	16.29	42.56	250	Pass
11n (HT20)	CH140	14.92	31.05	250	Pass
11n (HT40)	CH102	14.28	26.79	250	Pass
11n (HT40)	CH118	16.37	43.35	250	Pass
11n (HT40)	CH134	16.08	40.55	250	Pass
11ac (VHT20)	CH100	15.19	33.04	250	Pass
11ac (VHT20)	CH116	16.34	43.05	250	Pass
11ac (VHT20)	CH140	13.84	24.21	250	Pass
11ac (VHT40)	CH102	14.26	26.67	250	Pass
11ac (VHT40)	CH118	16.41	43.75	250	Pass
11ac (VHT40)	CH134	16.06	40.36	250	Pass
11ac (VHT80)	CH106	12.60	18.20	250	Pass
11ac (VHT80)	CH122	17.04	50.58	250	Pass

U-NII-3 (5725 - 5850 MHz)					
Mode	Channel	Conducted Power (dBm)	Conducted Power (mW)	FCC Limit (mW)	Verdict
11a	CH149	10.55	11.35	1000	Pass
11a	CH157	10.10	10.23	1000	Pass
11a	CH165	10.23	10.54	1000	Pass
11n (HT20)	CH149	9.60	9.12	1000	Pass
11n (HT20)	CH157	9.42	8.75	1000	Pass
11n (HT20)	CH165	9.75	9.44	1000	Pass
11n (HT40)	CH151	10.02	10.05	1000	Pass
11n (HT40)	CH159	10.26	10.62	1000	Pass
11ac (VHT20)	CH149	10.03	10.07	1000	Pass
11ac (VHT20)	CH157	9.85	9.66	1000	Pass
11ac (VHT20)	CH165	10.17	10.40	1000	Pass
11ac (VHT40)	CH151	9.96	9.91	1000	Pass
11ac (VHT40)	CH159	10.37	10.89	1000	Pass
11ac (VHT80)	CH155	9.94	9.86	1000	Pass

A.2 Emission Bandwidth & 99% Bandwidth

Note: Test plots please refer to the document “Annex No.: BL-SZ2241045-604 Data Part 1.pdf”.

Test Data

U-NII-1 (5150 - 5250 MHz)			
Mode	Channel	26 dB Bandwidth (MHz)	99% Bandwidth (MHz)
11a	CH36	20.05	16.50
11a	CH44	25.77	16.67
11a	CH48	24.41	16.62
11n (HT20)	CH36	20.40	17.61
11n (HT20)	CH44	23.25	17.68
11n (HT20)	CH48	21.32	17.65
11n (HT40)	CH38	40.99	36.02
11n (HT40)	CH46	41.48	36.12
11ac (VHT20)	CH36	20.41	17.57
11ac (VHT20)	CH44	22.49	17.66
11ac (VHT20)	CH48	20.97	17.63
11ac (VHT40)	CH38	41.08	36.03
11ac (VHT40)	CH46	40.76	36.03
11ac (VHT80)	CH42	81.10	75.20

U-NII-2A (5250 - 5350 MHz)			
Mode	Channel	26 dB Bandwidth (MHz)	99% Bandwidth (MHz)
11a	CH52	26.61	16.66
11a	CH60	24.38	16.63
11a	CH64	20.04	16.51
11n (HT20)	CH52	23.52	17.71
11n (HT20)	CH60	24.29	17.73
11n (HT20)	CH64	23.01	17.64
11n (HT40)	CH54	49.08	36.22
11n (HT40)	CH62	40.78	36.05
11ac (VHT20)	CH52	23.26	17.67
11ac (VHT20)	CH60	21.28	17.64
11ac (VHT20)	CH64	20.47	17.61
11ac (VHT40)	CH54	41.56	36.17
11ac (VHT40)	CH62	40.57	36.00
11ac (VHT80)	CH58	81.05	75.19

U-NII-2C (5470 - 5725 MHz)			
Mode	Channel	26 dB Bandwidth (MHz)	99% Bandwidth (MHz)
11a	CH100	20.24	16.56
11a	CH116	21.68	16.54
11a	CH140	20.07	16.47
11n (HT20)	CH100	20.36	17.63
11n (HT20)	CH116	21.19	17.68
11n (HT20)	CH140	20.43	17.63
11n (HT40)	CH102	40.95	36.07
11n (HT40)	CH118	40.19	36.16
11n (HT40)	CH134	40.84	36.16
11ac (VHT20)	CH100	20.49	17.63
11ac (VHT20)	CH116	21.16	17.67
11ac (VHT20)	CH140	20.41	17.58
11ac (VHT40)	CH102	41.01	36.04
11ac (VHT40)	CH118	43.57	36.12
11ac (VHT40)	CH134	44.66	36.10
11ac (VHT80)	CH106	81.27	75.15
11ac (VHT80)	CH122	117.50	75.57

U-NII-3 (5725 - 5850 MHz)			
Mode	Channel	26 dB Bandwidth (MHz)	99% Bandwidth (MHz)
11a	CH149	20.14	16.48
11a	CH157	20.12	16.45
11a	CH165	20.17	16.48
11n (HT20)	CH149	20.33	17.57
11n (HT20)	CH157	20.29	17.56
11n (HT20)	CH165	20.41	17.58
11n (HT40)	CH151	40.86	36.09
11n (HT40)	CH159	40.64	35.92
11ac (VHT20)	CH149	20.38	17.57
11ac (VHT20)	CH157	20.33	17.53
11ac (VHT20)	CH165	20.37	17.59
11ac (VHT40)	CH151	40.78	36.07
11ac (VHT40)	CH159	40.71	35.92
11ac (VHT80)	CH155	81.02	75.13

A.3 6 dB Bandwidth

Note: Test plots please refer to the document “Annex No.: BL-SZ2241045-604 Data Part 2.pdf”.

Test Data

U-NII-3 (5725 - 5850 MHz)				
Mode	Channel	6 dB Bandwidth (MHz)	Limit (kHz)	Verdict
11a	CH149	15.20	500.00	Pass
11a	CH157	15.20	500.00	Pass
11a	CH165	15.20	500.00	Pass
11n (HT20)	CH149	15.20	500.00	Pass
11n (HT20)	CH157	15.20	500.00	Pass
11n (HT20)	CH165	15.20	500.00	Pass
11n (HT40)	CH151	35.20	500.00	Pass
11n (HT40)	CH159	35.20	500.00	Pass
11ac (VHT20)	CH149	15.20	500.00	Pass
11ac (VHT20)	CH157	15.20	500.00	Pass
11ac (VHT20)	CH165	15.15	500.00	Pass
11ac (VHT40)	CH151	35.20	500.00	Pass
11ac (VHT40)	CH159	35.20	500.00	Pass
11ac (VHT80)	CH155	75.20	500.00	Pass

A.4 Power Spectral Density

Note: Test plots please refer to the document “Annex No.: BL-SZ2241045-604 Data Part 3.pdf”.

Test Data

U-NII-1 (5150 - 5250 MHz)				
Mode	Channel	PSD (dBm/MHz)	Limit (dBm/MHz)	Verdict
11a	CH36	3.88	11.00	Pass
11a	CH44	7.07	11.00	Pass
11a	CH48	7.25	11.00	Pass
11n (HT20)	CH36	3.12	11.00	Pass
11n (HT20)	CH44	5.75	11.00	Pass
11n (HT20)	CH48	5.85	11.00	Pass
11n (HT40)	CH38	-1.58	11.00	Pass
11n (HT40)	CH46	2.76	11.00	Pass
11ac (VHT20)	CH36	3.23	11.00	Pass
11ac (VHT20)	CH44	5.79	11.00	Pass
11ac (VHT20)	CH48	5.85	11.00	Pass
11ac (VHT40)	CH38	-0.52	11.00	Pass
11ac (VHT40)	CH46	2.75	11.00	Pass
11ac (VHT80)	CH42	-4.97	11.00	Pass

U-NII-2A (5250 - 5350 MHz)				
Mode	Channel	PSD (dBm/MHz)	Limit (dBm/MHz)	Verdict
11a	CH52	7.34	11.00	Pass
11a	CH60	7.16	11.00	Pass
11a	CH64	4.74	11.00	Pass
11n (HT20)	CH52	6.55	11.00	Pass
11n (HT20)	CH60	6.57	11.00	Pass
11n (HT20)	CH64	4.94	11.00	Pass
11n (HT40)	CH54	3.15	11.00	Pass
11n (HT40)	CH62	-0.33	11.00	Pass
11ac (VHT20)	CH52	6.05	11.00	Pass
11ac (VHT20)	CH60	5.94	11.00	Pass
11ac (VHT20)	CH64	4.98	11.00	Pass
11ac (VHT40)	CH54	3.19	11.00	Pass
11ac (VHT40)	CH62	-0.25	11.00	Pass
11ac (VHT80)	CH58	-4.64	11.00	Pass

U-NII-2C (5470 - 5725 MHz)				
Mode	Channel	PSD (dBm/MHz)	Limit (dBm/MHz)	Verdict
11a	CH100	4.85	11.00	Pass
11a	CH116	3.84	11.00	Pass
11a	CH140	2.89	11.00	Pass
11n (HT20)	CH100	4.02	11.00	Pass
11n (HT20)	CH116	5.49	11.00	Pass
11n (HT20)	CH140	4.29	11.00	Pass
11n (HT40)	CH102	0.29	11.00	Pass
11n (HT40)	CH118	2.42	11.00	Pass
11n (HT40)	CH134	2.08	11.00	Pass
11ac (VHT20)	CH100	4.55	11.00	Pass
11ac (VHT20)	CH116	5.66	11.00	Pass
11ac (VHT20)	CH140	3.13	11.00	Pass
11ac (VHT40)	CH102	0.36	11.00	Pass
11ac (VHT40)	CH118	2.58	11.00	Pass
11ac (VHT40)	CH134	2.29	11.00	Pass
11ac (VHT80)	CH106	-4.46	11.00	Pass
11ac (VHT80)	CH122	-0.36	11.00	Pass

U-NII-3 (5725 - 5850 MHz)				
Mode	Channel	PSD (dBm/500kHz)	Limit (dBm/500kHz)	Verdict
11a	CH149	-2.82	30.00	Pass
11a	CH157	-3.76	30.00	Pass
11a	CH165	-3.76	30.00	Pass
11n (HT20)	CH149	-3.96	30.00	Pass
11n (HT20)	CH157	-4.12	30.00	Pass
11n (HT20)	CH165	-3.95	30.00	Pass
11n (HT40)	CH151	-6.71	30.00	Pass
11n (HT40)	CH159	-6.20	30.00	Pass
11ac (VHT20)	CH149	-3.54	30.00	Pass
11ac (VHT20)	CH157	-3.56	30.00	Pass
11ac (VHT20)	CH165	-3.34	30.00	Pass
11ac (VHT40)	CH151	-6.75	30.00	Pass
11ac (VHT40)	CH159	-6.21	30.00	Pass
11ac (VHT80)	CH155	-10.03	30.00	Pass

A.5 Conducted Emissions

Note [1]: The EUT is working in the Normal link mode. All modes have been tested and normal link mode is worst.

Note [2]: Devices subject to Part 15 must be tested for all available U.S. voltages and frequencies (such as a nominal 120 VAC, 60 Hz and 240 VAC, 50 Hz) for which the device is capable of operation. So, The configuration 120 VAC, 60 Hz and 240 VAC, 50 Hz were tested respectively, but only the worst configuration (120 VAC, 60 Hz) shown here.

Test Data and Plots

PHASE L

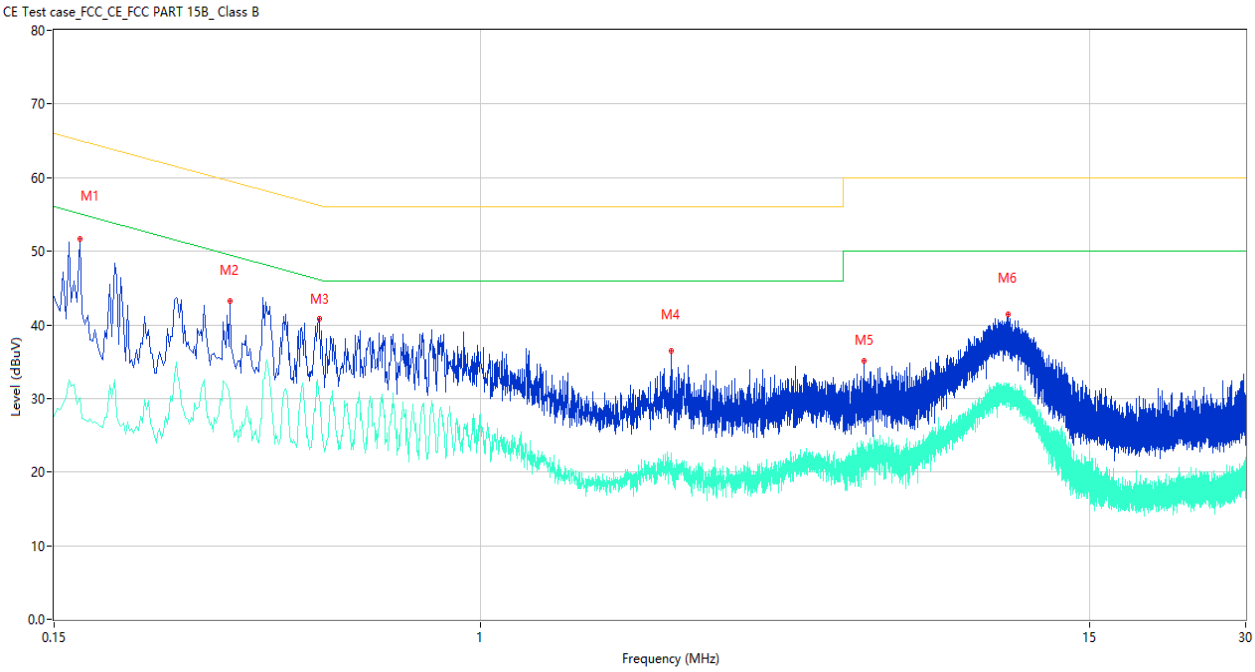

No.	Frequency (MHz)	Results (dBuV)	Factor (dB)	Limit (dBuV)	Over Limit (dB)	Detector	Line	Verdict
1	0.168	51.69	10.16	65.06	-13.37	Peak	L	Pass
1**	0.168	30.06	10.16	55.06	-25.00	AV	L	Pass
2	0.328	43.20	10.07	59.50	-16.30	Peak	L	Pass
2**	0.328	29.68	10.07	49.50	-19.82	AV	L	Pass
3	0.488	40.79	10.11	56.20	-15.41	Peak	L	Pass
3**	0.488	30.31	10.11	46.20	-15.89	AV	L	Pass
4	2.334	36.51	9.93	56.00	-19.49	Peak	L	Pass
4**	2.334	21.88	9.93	46.00	-24.12	AV	L	Pass
5	5.492	35.14	10.00	60.00	-24.86	Peak	L	Pass
5**	5.492	23.30	10.00	50.00	-26.70	AV	L	Pass
6	10.418	41.44	10.09	60.00	-18.56	Peak	L	Pass
6**	10.418	31.89	10.09	50.00	-18.11	AV	L	Pass

PHASE N

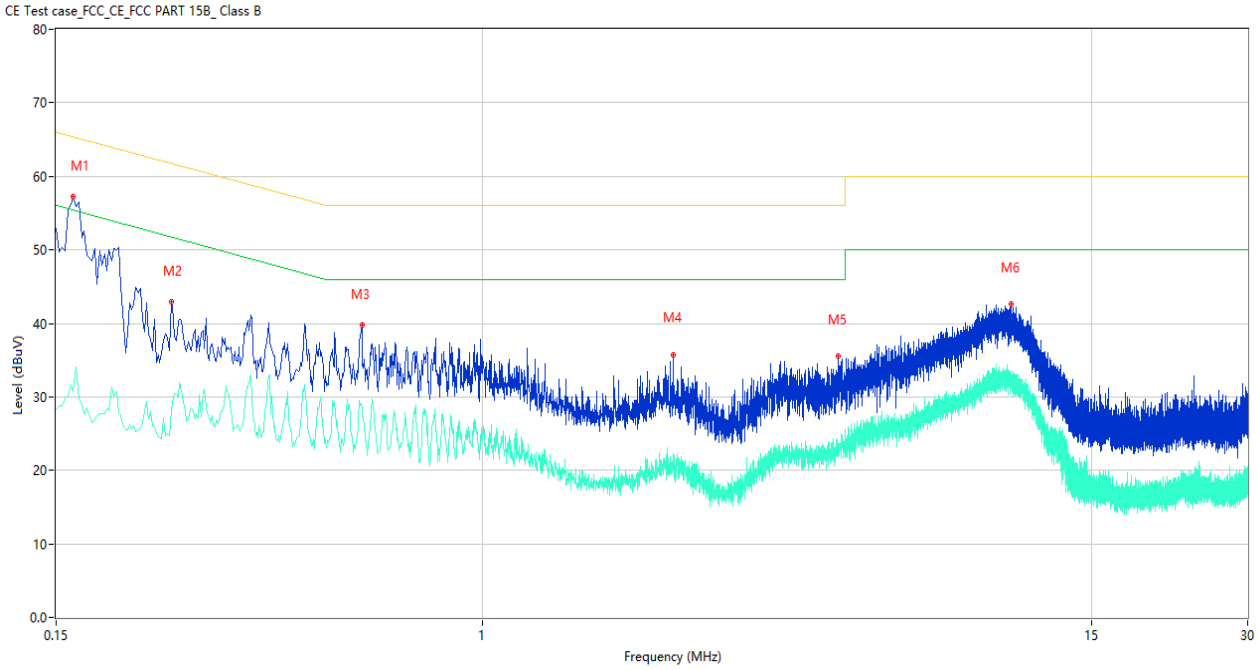

No.	Frequency (MHz)	Results (dBuV)	Factor (dB)	Limit (dBuV)	Over Limit (dB)	Detector	Line	Verdict
1	0.162	57.29	10.17	65.36	-8.07	Peak	N	Pass
1**	0.162	30.69	10.17	55.36	-24.67	AV	N	Pass
2	0.250	42.88	10.08	61.76	-18.88	Peak	N	Pass
2**	0.250	28.10	10.08	51.76	-23.66	AV	N	Pass
3	0.584	39.74	10.10	56.00	-16.26	Peak	N	Pass
3**	0.584	28.74	10.10	46.00	-17.26	AV	N	Pass
4	2.330	35.78	9.93	56.00	-20.22	Peak	N	Pass
4**	2.330	20.52	9.93	46.00	-25.48	AV	N	Pass
5	4.868	35.54	9.95	56.00	-20.46	Peak	N	Pass
5**	4.868	23.42	9.95	46.00	-22.58	AV	N	Pass
6	10.474	42.60	10.09	60.00	-17.40	Peak	N	Pass
6**	10.474	33.23	10.09	50.00	-16.77	AV	N	Pass

A.6 Radiated Spurious Emissions and Band Edge (Restricted-band)

Test Data

Note [1]: The symbol of "--" in the table which means not application.

Note [2]: For the test data above 1 GHz，According the ANSI C63.4, where limits are specified for both average and peak (or quasi-peak) detector functions, if the peak (or quasi-peak) measured value complies with the average limit, it is unnecessary to perform an average measurement.

Note [3]: The low frequency, which started from 9 kHz to 30 MHz, was pre-scanned and the result which was 20 dB lower than the limit line per 15.31(o) was not reported.

Note [4]: The EUT is working in the Normal link mode below 1 GHz. All modes have been tested and normal link mode is worst.

30 MHz to 1 GHz, ANT H

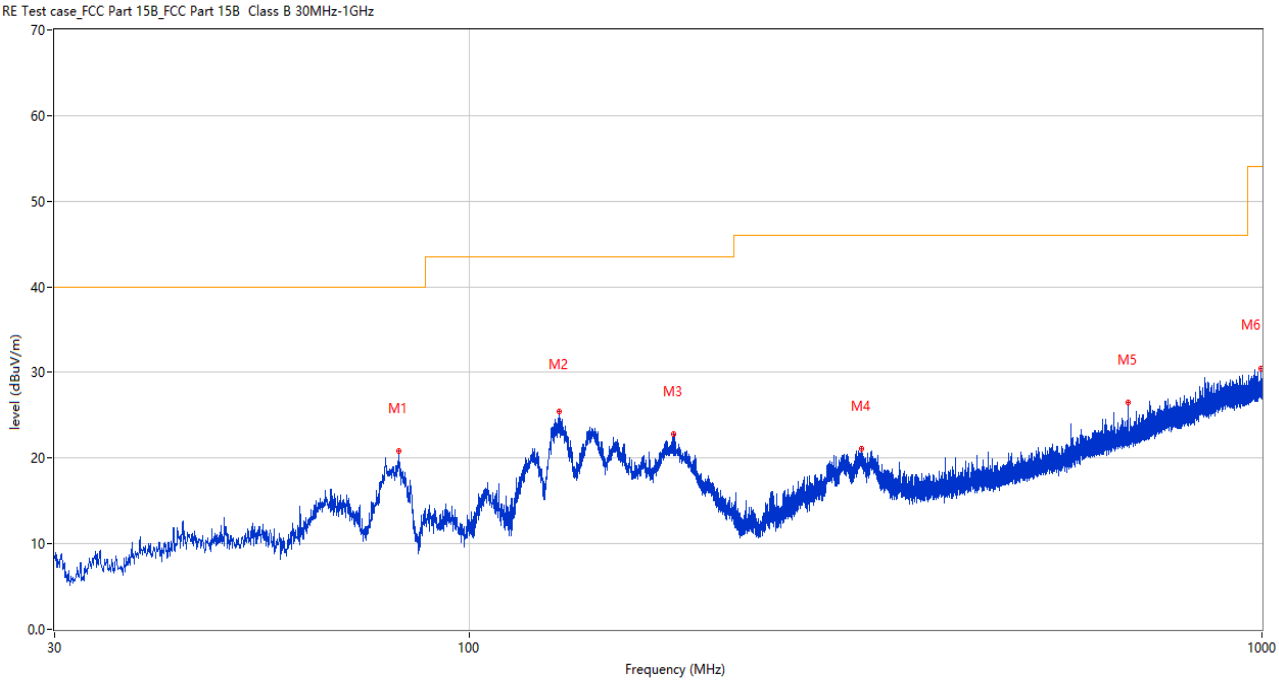

No.	Frequency (MHz)	Results (dBuV/m)	Factor (dB)	Limit (dBuV/m)	Over Limit (dB)	Detector	Table (Degree)	Height (cm)	Antenna	Verdict
1	81.459	20.80	-30.82	40.0	-19.20	Peak	121.00	200	Horizontal	Pass
2	130.055	25.43	-29.74	43.5	-18.07	Peak	184.00	200	Horizontal	Pass
3	181.078	22.85	-28.47	43.5	-20.65	Peak	103.00	200	Horizontal	Pass
4	312.318	21.07	-23.34	46.0	-24.93	Peak	0.00	200	Horizontal	Pass
5	678.785	26.48	-14.39	46.0	-19.52	Peak	52.00	200	Horizontal	Pass
6	996.362	30.46	-8.42	54.0	-23.54	Peak	25.00	100	Horizontal	Pass

30 MHz to 1 GHz, ANT V

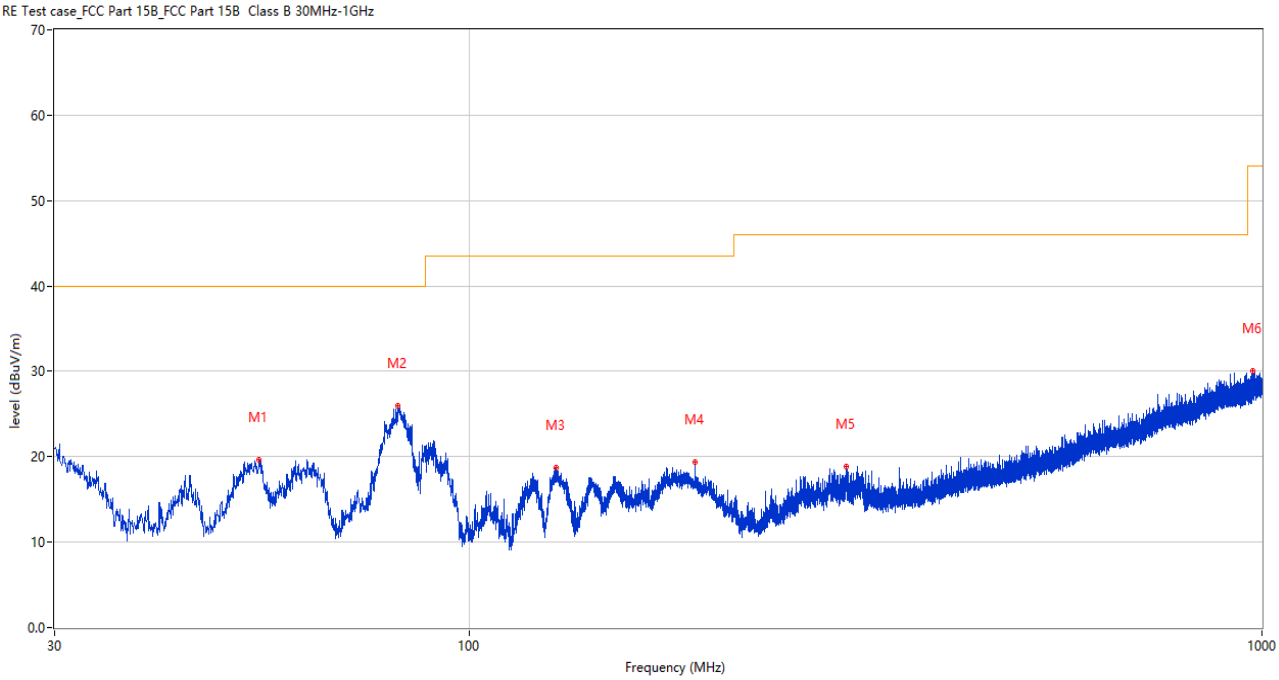

No.	Frequency (MHz)	Results (dBuV/m)	Factor (dB)	Limit (dBuV/m)	Over Limit (dB)	Detector	Table (Degree)	Height (cm)	Antenna	Verdict
1	54.347	19.61	-25.58	40.0	-20.39	Peak	246.00	100	Vertical	Pass
2	81.362	26.01	-30.84	40.0	-13.99	Peak	76.00	100	Vertical	Pass
3	128.649	18.77	-29.62	43.5	-24.73	Peak	295.00	200	Vertical	Pass
4	192.669	19.35	-27.09	43.5	-24.15	Peak	360.00	200	Vertical	Pass
5	299.369	18.79	-23.68	46.0	-27.21	Peak	121.00	100	Vertical	Pass
6	972.646	30.01	-8.89	54.0	-23.99	Peak	0.00	200	Vertical	Pass

Note: The spurious above 18G is noise only, do not show on the report.

11a, U-NII-1, 1 GHz to 18 GHz, Low Channel, ANT H

No.	Frequency (MHz)	Results (dBuV/m)	Factor (dB)	Limit (dBuV/m)	Over Limit (dB)	Detector	Table (Degree)	Height (cm)	Antenna	Verdict
1	1151.400	36.95	-17.96	74.0	-37.05	Peak	110.00	150	Horizontal	Pass
1**	1151.400	28.14	-17.96	54.0	-25.86	AV	110.00	150	Horizontal	Pass
2	2811.000	43.81	-10.19	74.0	-30.19	Peak	0.00	150	Horizontal	Pass
2**	2811.000	34.78	-10.19	54.0	-19.22	AV	0.00	150	Horizontal	Pass
3	4733.000	51.55	-3.76	74.0	-22.45	Peak	310.00	150	Horizontal	Pass
3**	4733.000	43.14	-3.76	54.0	-10.86	AV	310.00	150	Horizontal	Pass
4	5177.800	112.29	-2.73	--	--	Peak	151.00	150	Horizontal	N/A
4**	5177.800	104.32	-2.73	--	--	AV	151.00	150	Horizontal	N/A
5	11938.099	53.37	1.69	74.0	-20.63	Peak	291.00	150	Horizontal	Pass
5**	11938.099	45.14	1.69	54.0	-8.86	AV	291.00	150	Horizontal	Pass
6	15861.937	56.38	0.88	74.0	-17.62	Peak	119.00	150	Horizontal	Pass
6**	15861.937	47.18	0.88	54.0	-6.82	AV	119.00	150	Horizontal	Pass

11a, U-NII-1, 1 GHz to 18 GHz, Low Channel, ANT V

No.	Frequency (MHz)	Results (dBuV/m)	Factor (dB)	Limit (dBuV/m)	Over Limit (dB)	Detector	Table (Degree)	Height (cm)	Antenna	Verdict
1	1087.100	37.16	-18.56	74.0	-36.84	Peak	324.00	150	Vertical	Pass
1**	1087.100	27.27	-18.56	54.0	-26.73	AV	324.00	150	Vertical	Pass
2	2789.500	43.67	-10.58	74.0	-30.33	Peak	178.00	150	Vertical	Pass
2**	2789.500	35.28	-10.58	54.0	-18.72	AV	178.00	150	Vertical	Pass
3	4837.400	52.79	-3.37	74.0	-21.21	Peak	316.00	150	Vertical	Pass
3**	4837.400	43.19	-3.37	54.0	-10.81	AV	316.00	150	Vertical	Pass
4	5181.000	103.30	-2.70	--	--	Peak	279.00	150	Vertical	N/A
4**	5181.000	95.62	-2.70	--	--	AV	279.00	150	Vertical	N/A
5	11628.174	52.53	-0.17	74.0	-21.47	Peak	256.00	150	Vertical	Pass
5**	11628.174	43.31	-0.17	54.0	-10.69	AV	256.00	150	Vertical	Pass
6	15815.737	56.68	2.03	74.0	-17.32	Peak	16.00	150	Vertical	Pass
6**	15815.737	47.32	2.03	54.0	-6.68	AV	16.00	150	Vertical	Pass

11a, U-NII-1, 1 GHz to 18 GHz, Middle Channel, ANT H

No.	Frequency (MHz)	Results (dBuV/m)	Factor (dB)	Limit (dBuV/m)	Over Limit (dB)	Detector	Table (Degree)	Height (cm)	Antenna	Verdict
1	1138.900	36.81	-18.32	74.0	-37.19	Peak	323.00	150	Horizontal	Pass
1**	1138.900	27.17	-18.32	54.0	-26.83	AV	323.00	150	Horizontal	Pass
2	2770.500	43.60	-10.54	74.0	-30.40	Peak	4.00	150	Horizontal	Pass
2**	2770.500	34.83	-10.54	54.0	-19.17	AV	4.00	150	Horizontal	Pass
3	4028.200	48.63	-5.07	74.0	-25.37	Peak	263.00	150	Horizontal	Pass
3**	4028.200	39.57	-5.07	54.0	-14.43	AV	263.00	150	Horizontal	Pass
4	5219.000	112.80	-3.03	--	--	Peak	147.00	150	Horizontal	N/A
4**	5219.000	105.58	-3.03	--	--	AV	147.00	150	Horizontal	N/A
5	11935.799	54.67	1.69	74.0	-19.33	Peak	360.00	150	Horizontal	Pass
5**	11935.799	44.25	1.69	54.0	-9.75	AV	360.00	150	Horizontal	Pass
6	15812.850	55.64	2.11	74.0	-18.36	Peak	182.00	150	Horizontal	Pass
6**	15812.850	46.37	2.11	54.0	-7.63	AV	182.00	150	Horizontal	Pass

11a, U-NII-1, 1 GHz to 18 GHz, Middle Channel, ANT V

No.	Frequency (MHz)	Results (dBuV/m)	Factor (dB)	Limit (dBuV/m)	Over Limit (dB)	Detector	Table (Degree)	Height (cm)	Antenna	Verdict
1	1141.400	36.72	-18.30	74.0	-37.28	Peak	33.00	150	Vertical	Pass
1**	1141.400	27.15	-18.30	54.0	-26.85	AV	33.00	150	Vertical	Pass
2	2795.700	44.27	-10.59	74.0	-29.73	Peak	299.00	150	Vertical	Pass
2**	2795.700	34.46	-10.59	54.0	-19.54	AV	299.00	150	Vertical	Pass
3	4799.200	51.89	-2.55	74.0	-22.11	Peak	229.00	150	Vertical	Pass
3**	4799.200	42.92	-2.55	54.0	-11.08	AV	229.00	150	Vertical	Pass
4	5216.600	104.15	-2.88	--	--	Peak	281.00	150	Vertical	N/A
4**	5216.600	96.50	-2.88	--	--	AV	281.00	150	Vertical	N/A
5	11949.600	52.79	1.41	74.0	-21.21	Peak	347.00	150	Vertical	Pass
5**	11949.600	43.67	1.41	54.0	-10.33	AV	347.00	150	Vertical	Pass
6	15798.150	55.85	2.27	74.0	-18.15	Peak	18.00	150	Vertical	Pass
6**	15798.150	46.55	2.27	54.0	-7.45	AV	18.00	150	Vertical	Pass

11a, U-NII-1, 1 GHz to 18 GHz, High Channel, ANT H

No.	Frequency (MHz)	Results (dBuV/m)	Factor (dB)	Limit (dBuV/m)	Over Limit (dB)	Detector	Table (Degree)	Height (cm)	Antenna	Verdict
1	1097.700	36.56	-18.55	74.0	-37.44	Peak	19.00	150	Horizontal	Pass
1**	1097.700	27.33	-18.55	54.0	-26.67	AV	19.00	150	Horizontal	Pass
2	2807.900	43.48	-10.30	74.0	-30.52	Peak	288.00	150	Horizontal	Pass
2**	2807.900	34.31	-10.30	54.0	-19.69	AV	288.00	150	Horizontal	Pass
3	4799.800	52.41	-2.55	74.0	-21.59	Peak	227.00	150	Horizontal	Pass
3**	4799.800	43.12	-2.55	54.0	-10.88	AV	227.00	150	Horizontal	Pass
4	5238.600	112.70	-2.73	--	--	Peak	150.00	150	Horizontal	N/A
4**	5238.600	106.36	-2.73	--	--	AV	150.00	150	Horizontal	N/A
5	11990.425	53.65	1.14	74.0	-20.35	Peak	237.00	150	Horizontal	Pass
5**	11990.425	43.84	1.14	54.0	-10.16	AV	237.00	150	Horizontal	Pass
6	15836.213	55.83	1.45	74.0	-18.17	Peak	207.00	150	Horizontal	Pass
6**	15836.213	46.64	1.45	54.0	-7.36	AV	207.00	150	Horizontal	Pass

11a, U-NII-1, 1 GHz to 18 GHz, High Channel, ANT V

No.	Frequency (MHz)	Results (dBuV/m)	Factor (dB)	Limit (dBuV/m)	Over Limit (dB)	Detector	Table (Degree)	Height (cm)	Antenna	Verdict
1	1131.600	36.64	-18.34	74.0	-37.36	Peak	113.00	150	Vertical	Pass
1**	1131.600	27.63	-18.34	54.0	-26.37	AV	113.00	150	Vertical	Pass
2	2828.500	44.10	-10.35	74.0	-29.90	Peak	105.00	150	Vertical	Pass
2**	2828.500	34.66	-10.35	54.0	-19.34	AV	105.00	150	Vertical	Pass
3	4770.800	51.82	-3.01	74.0	-22.18	Peak	151.00	150	Vertical	Pass
3**	4770.800	42.27	-3.01	54.0	-11.73	AV	151.00	150	Vertical	Pass
4	5238.600	102.68	-2.73	--	--	Peak	280.00	150	Vertical	N/A
4**	5238.600	95.44	-2.73	--	--	AV	280.00	150	Vertical	N/A
5	11661.237	52.79	0.13	74.0	-21.21	Peak	125.00	150	Vertical	Pass
5**	11661.237	43.63	0.13	54.0	-10.37	AV	125.00	150	Vertical	Pass
6	15809.175	55.66	2.18	74.0	-18.34	Peak	319.00	150	Vertical	Pass
6**	15809.175	47.17	2.18	54.0	-6.83	AV	319.00	150	Vertical	Pass

11n20, U-NII-1, 1 GHz to 18 GHz, Low Channel, ANT H

No.	Frequency (MHz)	Results (dBuV/m)	Factor (dB)	Limit (dBuV/m)	Over Limit (dB)	Detector	Table (Degree)	Height (cm)	Antenna	Verdict
1	1150.900	37.09	-17.97	74.0	-36.91	Peak	0.00	150	Horizontal	Pass
1**	1150.900	27.69	-17.97	54.0	-26.31	AV	0.00	150	Horizontal	Pass
2	2808.300	43.89	-10.29	74.0	-30.11	Peak	226.00	150	Horizontal	Pass
2**	2808.300	34.14	-10.29	54.0	-19.86	AV	226.00	150	Horizontal	Pass
3	4813.000	52.75	-3.06	74.0	-21.25	Peak	10.00	150	Horizontal	Pass
3**	4813.000	42.41	-3.06	54.0	-11.59	AV	10.00	150	Horizontal	Pass
4	5178.600	111.16	-2.69	--	--	Peak	148.00	150	Horizontal	N/A
4**	5178.600	103.55	-2.69	--	--	AV	148.00	150	Horizontal	N/A
5	11643.412	52.91	-0.21	74.0	-21.09	Peak	0.00	150	Horizontal	Pass
5**	11643.412	43.80	-0.21	54.0	-10.20	AV	0.00	150	Horizontal	Pass
6	15844.088	55.63	1.38	74.0	-18.37	Peak	213.00	150	Horizontal	Pass
6**	15844.088	47.73	1.38	54.0	-6.27	AV	213.00	150	Horizontal	Pass

11n20, U-NII-1, 1 GHz to 18 GHz, Low Channel, ANT V

No.	Frequency (MHz)	Results (dBuV/m)	Factor (dB)	Limit (dBuV/m)	Over Limit (dB)	Detector	Table (Degree)	Height (cm)	Antenna	Verdict
1	1140.300	37.59	-18.31	74.0	-36.41	Peak	360.00	150	Vertical	Pass
1**	1140.300	27.23	-18.31	54.0	-26.77	AV	360.00	150	Vertical	Pass
2	2811.900	44.61	-10.13	74.0	-29.39	Peak	273.00	150	Vertical	Pass
2**	2811.900	34.66	-10.13	54.0	-19.34	AV	273.00	150	Vertical	Pass
3	4827.800	52.22	-3.39	74.0	-21.78	Peak	202.00	150	Vertical	Pass
3**	4827.800	42.45	-3.39	54.0	-11.55	AV	202.00	150	Vertical	Pass
4	5178.600	101.80	-2.69	--	--	Peak	202.00	150	Vertical	N/A
4**	5178.600	94.63	-2.69	--	--	AV	202.00	150	Vertical	N/A
5	11543.363	52.94	-0.56	74.0	-21.06	Peak	255.00	150	Vertical	Pass
5**	11543.363	42.63	-0.56	54.0	-11.37	AV	255.00	150	Vertical	Pass
6	15847.500	56.01	1.35	74.0	-17.99	Peak	340.00	150	Vertical	Pass
6**	15847.500	47.32	1.35	54.0	-6.68	AV	340.00	150	Vertical	Pass

11n20, U-NII-1, 1 GHz to 18 GHz, Middle Channel, ANT H

No.	Frequency (MHz)	Results (dBuV/m)	Factor (dB)	Limit (dBuV/m)	Over Limit (dB)	Detector	Table (Degree)	Height (cm)	Antenna	Verdict
1	1114.600	36.25	-18.57	74.0	-37.75	Peak	265.00	150	Horizontal	Pass
1**	1114.600	27.47	-18.57	54.0	-26.53	AV	265.00	150	Horizontal	Pass
2	2802.300	43.34	-10.47	74.0	-30.66	Peak	224.00	150	Horizontal	Pass
2**	2802.300	34.54	-10.47	54.0	-19.46	AV	224.00	150	Horizontal	Pass
3	4801.800	51.77	-2.60	74.0	-22.23	Peak	345.00	150	Horizontal	Pass
3**	4801.800	43.72	-2.60	54.0	-10.28	AV	345.00	150	Horizontal	Pass
4	5221.000	111.49	-3.05	--	--	Peak	156.00	150	Horizontal	N/A
4**	5221.000	104.01	-3.05	--	--	AV	156.00	150	Horizontal	N/A
5	11596.262	51.98	-0.14	74.0	-22.02	Peak	122.00	150	Horizontal	Pass
5**	11596.262	43.05	-0.14	54.0	-10.95	AV	122.00	150	Horizontal	Pass
6	15849.338	56.57	1.34	74.0	-17.43	Peak	83.00	150	Horizontal	Pass
6**	15849.338	46.58	1.34	54.0	-7.42	AV	83.00	150	Horizontal	Pass

11n20, U-NII-1, 1 GHz to 18 GHz, Middle Channel, ANT V

No.	Frequency (MHz)	Results (dBuV/m)	Factor (dB)	Limit (dBuV/m)	Over Limit (dB)	Detector	Table (Degree)	Height (cm)	Antenna	Verdict
1	1112.100	36.83	-18.61	74.0	-37.17	Peak	192.00	150	Vertical	Pass
1**	1112.100	27.14	-18.61	54.0	-26.86	AV	192.00	150	Vertical	Pass
2	2808.900	44.02	-10.29	74.0	-29.98	Peak	134.00	150	Vertical	Pass
2**	2808.900	35.08	-10.29	54.0	-18.92	AV	134.00	150	Vertical	Pass
3	4785.000	51.38	-2.80	74.0	-22.62	Peak	360.00	150	Vertical	Pass
3**	4785.000	42.81	-2.80	54.0	-11.19	AV	360.00	150	Vertical	Pass
4	5221.600	102.30	-3.04	--	--	Peak	281.00	150	Vertical	N/A
4**	5221.600	94.96	-3.04	--	--	AV	281.00	150	Vertical	N/A
5	11595.400	52.96	-0.15	74.0	-21.04	Peak	202.00	150	Vertical	Pass
5**	11595.400	43.03	-0.15	54.0	-10.97	AV	202.00	150	Vertical	Pass
6	15838.312	55.57	1.45	74.0	-18.43	Peak	165.00	150	Vertical	Pass
6**	15838.312	47.10	1.45	54.0	-6.90	AV	165.00	150	Vertical	Pass

11n20, U-NII-1, 1 GHz to 18 GHz, High Channel, ANT H

No.	Frequency (MHz)	Results (dBuV/m)	Factor (dB)	Limit (dBuV/m)	Over Limit (dB)	Detector	Table (Degree)	Height (cm)	Antenna	Verdict
1	1122.400	37.01	-18.49	74.0	-36.99	Peak	102.00	150	Horizontal	Pass
1**	1122.400	27.24	-18.49	54.0	-26.76	AV	102.00	150	Horizontal	Pass
2	2806.200	44.55	-10.33	74.0	-29.45	Peak	233.00	150	Horizontal	Pass
2**	2806.200	34.58	-10.33	54.0	-19.42	AV	233.00	150	Horizontal	Pass
3	4813.600	51.99	-3.07	74.0	-22.01	Peak	183.00	150	Horizontal	Pass
3**	4813.600	42.71	-3.07	54.0	-11.29	AV	183.00	150	Horizontal	Pass
4	5241.600	111.79	-2.70	--	--	Peak	145.00	150	Horizontal	N/A
4**	5241.600	103.85	-2.70	--	--	AV	145.00	150	Horizontal	N/A
5	11681.937	53.35	0.16	74.0	-20.65	Peak	308.00	150	Horizontal	Pass
5**	11681.937	43.14	0.16	54.0	-10.86	AV	308.00	150	Horizontal	Pass
6	15655.875	56.42	1.20	74.0	-17.58	Peak	88.00	150	Horizontal	Pass
6**	15655.875	46.13	1.20	54.0	-7.87	AV	88.00	150	Horizontal	Pass

11n20, U-NII-1, 1 GHz to 18 GHz, High Channel, ANT V

No.	Frequency (MHz)	Results (dBuV/m)	Factor (dB)	Limit (dBuV/m)	Over Limit (dB)	Detector	Table (Degree)	Height (cm)	Antenna	Verdict
1	1135.100	37.15	-18.51	74.0	-36.85	Peak	57.00	150	Vertical	Pass
1**	1135.100	27.27	-18.51	54.0	-26.73	AV	57.00	150	Vertical	Pass
2	2811.000	43.80	-10.19	74.0	-30.20	Peak	92.00	150	Vertical	Pass
2**	2811.000	34.84	-10.19	54.0	-19.16	AV	92.00	150	Vertical	Pass
3	4872.600	52.22	-3.29	74.0	-21.78	Peak	194.00	150	Vertical	Pass
3**	4872.600	42.35	-3.29	54.0	-11.65	AV	194.00	150	Vertical	Pass
4	5241.800	101.17	-2.70	--	--	Peak	194.00	150	Vertical	N/A
4**	5241.800	93.81	-2.70	--	--	AV	194.00	150	Vertical	N/A
5	11574.412	53.30	-0.40	74.0	-20.70	Peak	273.00	150	Vertical	Pass
5**	11574.412	43.22	-0.40	54.0	-10.78	AV	273.00	150	Vertical	Pass
6	15500.213	55.79	1.16	74.0	-18.21	Peak	349.00	150	Vertical	Pass
6**	15500.213	46.50	1.16	54.0	-7.50	AV	349.00	150	Vertical	Pass

11n40, U-NII-1, 1 GHz to 18 GHz, Low Channel, ANT H

No.	Frequency (MHz)	Results (dBuV/m)	Factor (dB)	Limit (dBuV/m)	Over Limit (dB)	Detector	Table (Degree)	Height (cm)	Antenna	Verdict
1	1174.900	36.86	-18.01	74.0	-37.14	Peak	165.00	150	Horizontal	Pass
1**	1174.900	27.99	-18.01	54.0	-26.01	AV	165.00	150	Horizontal	Pass
2	2824.300	44.33	-10.33	74.0	-29.67	Peak	262.00	150	Horizontal	Pass
2**	2824.300	34.30	-10.33	54.0	-19.70	AV	262.00	150	Horizontal	Pass
3	4795.400	51.48	-2.65	74.0	-22.52	Peak	254.00	150	Horizontal	Pass
3**	4795.400	42.96	-2.65	54.0	-11.04	AV	254.00	150	Horizontal	Pass
4	5188.400	108.73	-2.69	--	--	Peak	150.00	150	Horizontal	N/A
4**	5188.400	101.73	-2.69	--	--	AV	150.00	150	Horizontal	N/A
5	11649.450	52.84	-0.16	74.0	-21.16	Peak	15.00	150	Horizontal	Pass
5**	11649.450	43.03	-0.16	54.0	-10.97	AV	15.00	150	Horizontal	Pass
6	15800.250	55.94	2.33	74.0	-18.06	Peak	78.00	150	Horizontal	Pass
6**	15800.250	46.59	2.33	54.0	-7.41	AV	78.00	150	Horizontal	Pass

11n40, U-NII-1, 1 GHz to 18 GHz, Low Channel, ANT V

No.	Frequency (MHz)	Results (dBuV/m)	Factor (dB)	Limit (dBuV/m)	Over Limit (dB)	Detector	Table (Degree)	Height (cm)	Antenna	Verdict
1	1122.000	36.18	-18.49	74.0	-37.82	Peak	360.00	150	Vertical	Pass
1**	1122.000	27.29	-18.49	54.0	-26.71	AV	360.00	150	Vertical	Pass
2	2836.300	44.50	-10.39	74.0	-29.50	Peak	128.00	150	Vertical	Pass
2**	2836.300	34.51	-10.39	54.0	-19.49	AV	128.00	150	Vertical	Pass
3	4793.400	53.28	-2.62	74.0	-20.72	Peak	138.00	150	Vertical	Pass
3**	4793.400	42.45	-2.62	54.0	-11.55	AV	138.00	150	Vertical	Pass
4	5191.200	98.78	-2.64	--	--	Peak	177.00	150	Vertical	N/A
4**	5191.200	91.36	-2.64	--	--	AV	177.00	150	Vertical	N/A
5	11579.013	52.00	-0.37	74.0	-22.00	Peak	73.00	150	Vertical	Pass
5**	11579.013	42.61	-0.37	54.0	-11.39	AV	73.00	150	Vertical	Pass
6	15844.612	55.90	1.37	74.0	-18.10	Peak	245.00	150	Vertical	Pass
6**	15844.612	47.80	1.37	54.0	-6.20	AV	245.00	150	Vertical	Pass

11n40, U-NII-1, 1 GHz to 18 GHz, High Channel, ANT H

No.	Frequency (MHz)	Results (dBuV/m)	Factor (dB)	Limit (dBuV/m)	Over Limit (dB)	Detector	Table (Degree)	Height (cm)	Antenna	Verdict
1	1111.000	36.00	-18.59	74.0	-38.00	Peak	189.00	150	Horizontal	Pass
1**	1111.000	27.06	-18.59	54.0	-26.94	AV	189.00	150	Horizontal	Pass
2	2761.900	44.15	-11.01	74.0	-29.85	Peak	280.00	150	Horizontal	Pass
2**	2761.900	34.28	-11.01	54.0	-19.72	AV	280.00	150	Horizontal	Pass
3	4826.600	51.67	-3.45	74.0	-22.33	Peak	148.00	150	Horizontal	Pass
3**	4826.600	42.31	-3.45	54.0	-11.69	AV	148.00	150	Horizontal	Pass
4	5227.200	108.67	-2.96	--	--	Peak	148.00	150	Horizontal	N/A
4**	5227.200	101.10	-2.96	--	--	AV	148.00	150	Horizontal	N/A
5	11735.700	52.75	0.81	74.0	-21.25	Peak	178.00	150	Horizontal	Pass
5**	11735.700	44.00	0.81	54.0	-10.00	AV	178.00	150	Horizontal	Pass
6	15636.450	56.33	1.49	74.0	-17.67	Peak	360.00	150	Horizontal	Pass
6**	15636.450	46.30	1.49	54.0	-7.70	AV	360.00	150	Horizontal	Pass

11n40, U-NII-1, 1 GHz to 18 GHz, High Channel, ANT V

No.	Frequency (MHz)	Results (dBuV/m)	Factor (dB)	Limit (dBuV/m)	Over Limit (dB)	Detector	Table (Degree)	Height (cm)	Antenna	Verdict
1	1191.200	36.81	-17.87	74.0	-37.19	Peak	274.00	150	Vertical	Pass
1**	1191.200	28.24	-17.87	54.0	-25.76	AV	274.00	150	Vertical	Pass
2	2781.800	44.09	-10.39	74.0	-29.91	Peak	341.00	150	Vertical	Pass
2**	2781.800	34.73	-10.39	54.0	-19.27	AV	341.00	150	Vertical	Pass
3	4800.200	51.82	-2.55	74.0	-22.18	Peak	112.00	150	Vertical	Pass
3**	4800.200	43.31	-2.55	54.0	-10.69	AV	112.00	150	Vertical	Pass
4	5227.400	99.47	-2.95	--	--	Peak	174.00	150	Vertical	N/A
4**	5227.400	92.23	-2.95	--	--	AV	174.00	150	Vertical	N/A
5	11828.275	54.55	1.18	74.0	-19.45	Peak	183.00	150	Vertical	Pass
5**	11828.275	43.56	1.18	54.0	-10.44	AV	183.00	150	Vertical	Pass
6	15809.438	55.95	2.18	74.0	-18.05	Peak	349.00	150	Vertical	Pass
6**	15809.438	46.56	2.18	54.0	-7.44	AV	349.00	150	Vertical	Pass

11ac20, U-NII-1, 1 GHz to 18 GHz, Low Channel, ANT H

No.	Frequency (MHz)	Results (dBuV/m)	Factor (dB)	Limit (dBuV/m)	Over Limit (dB)	Detector	Table (Degree)	Height (cm)	Antenna	Verdict
1	1144.700	36.35	-18.24	74.0	-37.65	Peak	129.00	150	Horizontal	Pass
1**	1144.700	27.68	-18.24	54.0	-26.32	AV	129.00	150	Horizontal	Pass
2	2806.100	44.22	-10.34	74.0	-29.78	Peak	30.00	150	Horizontal	Pass
2**	2806.100	34.41	-10.34	54.0	-19.59	AV	30.00	150	Horizontal	Pass
3	4806.800	52.50	-3.00	74.0	-21.50	Peak	21.00	150	Horizontal	Pass
3**	4806.800	42.72	-3.00	54.0	-11.28	AV	21.00	150	Horizontal	Pass
4	5178.400	111.06	-2.70	--	--	Peak	147.00	150	Horizontal	N/A
4**	5178.400	103.48	-2.70	--	--	AV	147.00	150	Horizontal	N/A
5	11668.425	52.95	0.21	74.0	-21.05	Peak	0.00	150	Horizontal	Pass
5**	11668.425	43.43	0.21	54.0	-10.57	AV	0.00	150	Horizontal	Pass
6	15807.075	55.89	2.23	74.0	-18.11	Peak	129.00	150	Horizontal	Pass
6**	15807.075	46.60	2.23	54.0	-7.40	AV	129.00	150	Horizontal	Pass

11ac20, U-NII-1, 1 GHz to 18 GHz, Low Channel, ANT V

No.	Frequency (MHz)	Results (dBuV/m)	Factor (dB)	Limit (dBuV/m)	Over Limit (dB)	Detector	Table (Degree)	Height (cm)	Antenna	Verdict
1	1063.700	36.73	-18.41	74.0	-37.27	Peak	220.00	150	Vertical	Pass
1**	1063.700	27.16	-18.41	54.0	-26.84	AV	220.00	150	Vertical	Pass
2	2762.500	43.99	-10.99	74.0	-30.01	Peak	288.00	150	Vertical	Pass
2**	2762.500	33.84	-10.99	54.0	-20.16	AV	288.00	150	Vertical	Pass
3	4777.600	51.82	-3.04	74.0	-22.18	Peak	360.00	150	Vertical	Pass
3**	4777.600	42.77	-3.04	54.0	-11.23	AV	360.00	150	Vertical	Pass
4	5181.200	102.09	-2.71	--	--	Peak	281.00	150	Vertical	N/A
4**	5181.200	94.63	-2.71	--	--	AV	281.00	150	Vertical	N/A
5	11726.213	52.60	0.86	74.0	-21.40	Peak	272.00	150	Vertical	Pass
5**	11726.213	43.30	0.86	54.0	-10.70	AV	272.00	150	Vertical	Pass
6	15846.974	56.67	1.35	74.0	-17.33	Peak	360.00	150	Vertical	Pass
6**	15846.974	47.83	1.35	54.0	-6.17	AV	360.00	150	Vertical	Pass

11ac20, U-NII-1, 1 GHz to 18 GHz, Middle Channel, ANT H

No.	Frequency (MHz)	Results (dBuV/m)	Factor (dB)	Limit (dBuV/m)	Over Limit (dB)	Detector	Table (Degree)	Height (cm)	Antenna	Verdict
1	1179.000	37.09	-18.04	74.0	-36.91	Peak	73.00	150	Horizontal	Pass
1**	1179.000	28.22	-18.04	54.0	-25.78	AV	73.00	150	Horizontal	Pass
2	2779.400	44.12	-10.43	74.0	-29.88	Peak	202.00	150	Horizontal	Pass
2**	2779.400	35.33	-10.43	54.0	-18.67	AV	202.00	150	Horizontal	Pass
3	4800.200	52.46	-2.55	74.0	-21.54	Peak	356.00	150	Horizontal	Pass
3**	4800.200	43.52	-2.55	54.0	-10.48	AV	356.00	150	Horizontal	Pass
4	5218.200	111.86	-2.97	--	--	Peak	162.00	150	Horizontal	Pass
4**	5218.200	104.00	-2.97	--	--	AV	162.00	150	Horizontal	N/A
5	11928.612	52.37	1.55	74.0	-21.63	Peak	17.00	150	Horizontal	Pass
5**	11928.612	43.70	1.55	54.0	-10.30	AV	17.00	150	Horizontal	Pass
6	15581.062	55.39	1.38	74.0	-18.61	Peak	108.00	150	Horizontal	Pass
6**	15581.062	46.14	1.38	54.0	-7.86	AV	108.00	150	Horizontal	Pass

11ac20, U-NII-1, 1 GHz to 18 GHz, Middle Channel, ANT V

No.	Frequency (MHz)	Results (dBuV/m)	Factor (dB)	Limit (dBuV/m)	Over Limit (dB)	Detector	Table (Degree)	Height (cm)	Antenna	Verdict
1	1114.200	36.45	-18.56	74.0	-37.55	Peak	129.00	150	Vertical	Pass
1**	1114.200	29.18	-18.56	54.0	-24.82	AV	129.00	150	Vertical	Pass
2	2783.600	44.30	-10.55	74.0	-29.70	Peak	179.00	150	Vertical	Pass
2**	2783.600	35.27	-10.55	54.0	-18.73	AV	179.00	150	Vertical	Pass
3	4802.400	51.95	-2.62	74.0	-22.05	Peak	293.00	150	Vertical	Pass
3**	4802.400	42.51	-2.62	54.0	-11.49	AV	293.00	150	Vertical	Pass
4	5216.800	101.65	-2.88	--	--	Peak	279.00	150	Vertical	N/A
4**	5216.800	94.14	-2.88	--	--	AV	279.00	150	Vertical	N/A
5	11844.088	53.54	1.15	74.0	-20.46	Peak	196.00	150	Vertical	Pass
5**	11844.088	44.00	1.15	54.0	-10.00	AV	196.00	150	Vertical	Pass
6	15630.937	55.83	1.67	74.0	-18.17	Peak	123.00	150	Vertical	Pass
6**	15630.937	46.54	1.67	54.0	-7.46	AV	123.00	150	Vertical	Pass

11ac20, U-NII-1, 1 GHz to 18 GHz, High Channel, ANT H

No.	Frequency (MHz)	Results (dBuV/m)	Factor (dB)	Limit (dBuV/m)	Over Limit (dB)	Detector	Table (Degree)	Height (cm)	Antenna	Verdict
1	1153.800	36.99	-18.04	74.0	-37.01	Peak	0.00	150	Horizontal	Pass
1**	1153.800	27.75	-18.04	54.0	-26.25	AV	0.00	150	Horizontal	Pass
2	2803.900	44.01	-10.40	74.0	-29.99	Peak	103.00	150	Horizontal	Pass
2**	2803.900	34.81	-10.40	54.0	-19.19	AV	103.00	150	Horizontal	Pass
3	4799.800	51.59	-2.55	74.0	-22.41	Peak	74.00	150	Horizontal	Pass
3**	4799.800	43.16	-2.55	54.0	-10.84	AV	74.00	150	Horizontal	Pass
4	5241.200	111.24	-2.70	--	--	Peak	139.00	150	Horizontal	N/A
4**	5241.200	103.97	-2.70	--	--	AV	139.00	150	Horizontal	N/A
5	11944.138	52.88	1.56	74.0	-21.12	Peak	71.00	150	Horizontal	Pass
5**	11944.138	44.01	1.56	54.0	-9.99	AV	71.00	150	Horizontal	Pass
6	15842.513	56.29	1.41	74.0	-17.71	Peak	334.00	150	Horizontal	Pass
6**	15842.513	47.68	1.41	54.0	-6.32	AV	334.00	150	Horizontal	Pass

11ac20, U-NII-1, 1 GHz to 18 GHz, High Channel, ANT V

No.	Frequency (MHz)	Results (dBuV/m)	Factor (dB)	Limit (dBuV/m)	Over Limit (dB)	Detector	Table (Degree)	Height (cm)	Antenna	Verdict
1	1153.400	36.55	-18.02	74.0	-37.45	Peak	126.00	150	Vertical	Pass
1**	1153.400	28.23	-18.02	54.0	-25.77	AV	126.00	150	Vertical	Pass
2	2788.900	44.50	-10.57	74.0	-29.50	Peak	308.00	150	Vertical	Pass
2**	2788.900	34.80	-10.57	54.0	-19.20	AV	308.00	150	Vertical	Pass
3	4676.200	51.56	-3.41	74.0	-22.44	Peak	360.00	150	Vertical	Pass
3**	4676.200	41.34	-3.41	54.0	-12.66	AV	360.00	150	Vertical	Pass
4	5242.000	100.92	-2.70	--	--	Peak	191.00	150	Vertical	N/A
4**	5242.000	93.47	-2.70	--	--	AV	191.00	150	Vertical	N/A
5	11712.987	53.14	0.70	74.0	-20.86	Peak	360.00	150	Vertical	Pass
5**	11712.987	43.21	0.70	54.0	-10.79	AV	360.00	150	Vertical	Pass
6	15847.763	56.28	1.35	74.0	-17.72	Peak	346.00	150	Vertical	Pass
6**	15847.763	47.48	1.35	54.0	-6.52	AV	346.00	150	Vertical	Pass

11ac40, U-NII-1, 1 GHz to 18 GHz, Low Channel, ANT H

No.	Frequency (MHz)	Results (dBuV/m)	Factor (dB)	Limit (dBuV/m)	Over Limit (dB)	Detector	Table (Degree)	Height (cm)	Antenna	Verdict
1	1096.800	37.01	-18.56	74.0	-36.99	Peak	212.00	150	Horizontal	Pass
1**	1096.800	27.26	-18.56	54.0	-26.74	AV	212.00	150	Horizontal	Pass
2	2788.300	44.37	-10.56	74.0	-29.63	Peak	233.00	150	Horizontal	Pass
2**	2788.300	35.13	-10.56	54.0	-18.87	AV	233.00	150	Horizontal	Pass
3	4811.000	51.50	-3.01	74.0	-22.50	Peak	21.00	150	Horizontal	Pass
3**	4811.000	42.56	-3.01	54.0	-11.44	AV	21.00	150	Horizontal	Pass
4	5188.200	108.14	-2.69	--	--	Peak	150.00	150	Horizontal	N/A
4**	5188.200	100.75	-2.69	--	--	AV	150.00	150	Horizontal	N/A
5	11386.100	52.93	-0.25	74.0	-21.07	Peak	27.00	150	Horizontal	Pass
5**	11386.100	42.77	-0.25	54.0	-11.23	AV	27.00	150	Horizontal	Pass
6	15858.525	56.29	1.01	74.0	-17.71	Peak	119.00	150	Horizontal	Pass
6**	15858.525	47.68	1.01	54.0	-6.32	AV	119.00	150	Horizontal	Pass

11ac40, U-NII-1, 1 GHz to 18 GHz, Low Channel, ANT V

No.	Frequency (MHz)	Results (dBuV/m)	Factor (dB)	Limit (dBuV/m)	Over Limit (dB)	Detector	Table (Degree)	Height (cm)	Antenna	Verdict
1	1150.900	37.01	-17.97	74.0	-36.99	Peak	121.00	150	Vertical	Pass
1**	1150.900	27.35	-17.97	54.0	-26.65	AV	121.00	150	Vertical	Pass
2	2777.200	44.62	-10.43	74.0	-29.38	Peak	286.00	150	Vertical	Pass
2**	2777.200	34.64	-10.43	54.0	-19.36	AV	286.00	150	Vertical	Pass
3	4840.200	51.94	-3.39	74.0	-22.06	Peak	305.00	150	Vertical	Pass
3**	4840.200	42.48	-3.39	54.0	-11.52	AV	305.00	150	Vertical	Pass
4	5201.200	98.03	-2.60	--	--	Peak	276.00	150	Vertical	N/A
4**	5201.200	89.85	-2.60	--	--	AV	276.00	150	Vertical	N/A
5	11947.300	53.27	1.47	74.0	-20.73	Peak	291.00	150	Vertical	Pass
5**	11947.300	44.19	1.47	54.0	-9.81	AV	291.00	150	Vertical	Pass
6	15859.575	56.07	0.95	74.0	-17.93	Peak	101.00	150	Vertical	Pass
6**	15859.575	46.69	0.95	54.0	-7.31	AV	101.00	150	Vertical	Pass

11ac40, U-NII-1, 1 GHz to 18 GHz, High Channel, ANT H

No.	Frequency (MHz)	Results (dBuV/m)	Factor (dB)	Limit (dBuV/m)	Over Limit (dB)	Detector	Table (Degree)	Height (cm)	Antenna	Verdict
1	1125.600	35.99	-18.47	74.0	-38.01	Peak	317.00	150	Horizontal	Pass
1**	1125.600	27.80	-18.47	54.0	-26.20	AV	317.00	150	Horizontal	Pass
2	2778.400	43.73	-10.42	74.0	-30.27	Peak	317.00	150	Horizontal	Pass
2**	2778.400	34.67	-10.42	54.0	-19.33	AV	317.00	150	Horizontal	Pass
3	4813.800	51.63	-3.07	74.0	-22.37	Peak	9.00	150	Horizontal	Pass
3**	4813.800	42.65	-3.07	54.0	-11.35	AV	9.00	150	Horizontal	Pass
4	5228.200	108.76	-2.96	--	--	Peak	137.00	150	Horizontal	N/A
4**	5228.200	100.91	-2.96	--	--	AV	137.00	150	Horizontal	N/A
5	11632.201	52.76	-0.20	74.0	-21.24	Peak	0.00	150	Horizontal	Pass
5**	11632.201	43.41	-0.20	54.0	-10.59	AV	0.00	150	Horizontal	Pass
6	15833.326	56.16	1.47	74.0	-17.84	Peak	81.00	150	Horizontal	Pass
6**	15833.326	46.99	1.47	54.0	-7.01	AV	81.00	150	Horizontal	Pass

11ac40, U-NII-1, 1 GHz to 18 GHz, High Channel, ANT V

No.	Frequency (MHz)	Results (dBuV/m)	Factor (dB)	Limit (dBuV/m)	Over Limit (dB)	Detector	Table (Degree)	Height (cm)	Antenna	Verdict
1	1198.300	37.09	-17.83	74.0	-36.91	Peak	26.00	150	Vertical	Pass
1**	1198.300	27.89	-17.83	54.0	-26.11	AV	26.00	150	Vertical	Pass
2	2790.000	44.62	-10.59	74.0	-29.38	Peak	205.00	150	Vertical	Pass
2**	2790.000	34.79	-10.59	54.0	-19.21	AV	205.00	150	Vertical	Pass
3	4763.600	51.28	-3.29	74.0	-22.72	Peak	247.00	150	Vertical	Pass
3**	4763.600	43.15	-3.29	54.0	-10.85	AV	247.00	150	Vertical	Pass
4	5227.600	98.63	-2.93	--	--	Peak	194.00	150	Vertical	N/A
4**	5227.600	91.84	-2.93	--	--	AV	194.00	150	Vertical	N/A
5	11360.224	52.79	-0.24	74.0	-21.21	Peak	326.00	150	Vertical	Pass
5**	11360.224	43.48	-0.24	54.0	-10.52	AV	326.00	150	Vertical	Pass
6	15815.999	55.92	2.02	74.0	-18.08	Peak	339.00	150	Vertical	Pass
6**	15815.999	46.01	2.02	54.0	-7.99	AV	339.00	150	Vertical	Pass

11ac80, U-NII-1, 1 GHz to 18 GHz, Middle Channel, ANT H

No.	Frequency (MHz)	Results (dBuV/m)	Factor (dB)	Limit (dBuV/m)	Over Limit (dB)	Detector	Table (Degree)	Height (cm)	Antenna	Verdict
1	1129.300	37.35	-18.42	74.0	-36.65	Peak	325.00	150	Horizontal	Pass
1**	1129.300	26.91	-18.42	54.0	-27.09	AV	325.00	150	Horizontal	Pass
2	2808.700	44.21	-10.29	74.0	-29.79	Peak	9.00	150	Horizontal	Pass
2**	2808.700	34.93	-10.29	54.0	-19.07	AV	9.00	150	Horizontal	Pass
3	4816.000	51.98	-3.13	74.0	-22.02	Peak	339.00	150	Horizontal	Pass
3**	4816.000	42.85	-3.13	54.0	-11.15	AV	339.00	150	Horizontal	Pass
4	5202.800	106.54	-2.57	--	--	Peak	157.00	150	Horizontal	N/A
4**	5202.800	98.24	-2.57	--	--	AV	157.00	150	Horizontal	N/A
5	11838.625	52.95	1.14	74.0	-21.05	Peak	288.00	150	Horizontal	Pass
5**	11838.625	43.11	1.14	54.0	-10.89	AV	288.00	150	Horizontal	Pass
6	15623.850	56.07	1.70	74.0	-17.93	Peak	233.00	150	Horizontal	Pass
6**	15623.850	46.66	1.70	54.0	-7.34	AV	233.00	150	Horizontal	Pass

11ac80, U-NII-1, 1 GHz to 18 GHz, Middle Channel, ANT V

No.	Frequency (MHz)	Results (dBuV/m)	Factor (dB)	Limit (dBuV/m)	Over Limit (dB)	Detector	Table (Degree)	Height (cm)	Antenna	Verdict
1	1125.900	35.98	-18.47	74.0	-38.02	Peak	116.00	150	Vertical	Pass
1**	1125.900	26.99	-18.47	54.0	-27.01	AV	116.00	150	Vertical	Pass
2	2806.600	43.71	-10.32	74.0	-30.29	Peak	253.00	150	Vertical	Pass
2**	2806.600	34.79	-10.32	54.0	-19.21	AV	253.00	150	Vertical	Pass
3	4690.800	50.62	-3.68	74.0	-23.38	Peak	115.00	150	Vertical	Pass
3**	4690.800	41.80	-3.68	54.0	-12.20	AV	115.00	150	Vertical	Pass
4	5208.200	96.45	-2.58	--	--	Peak	284.00	150	Vertical	N/A
4**	5208.200	89.14	-2.58	--	--	AV	284.00	150	Vertical	N/A
5	11663.250	52.37	0.15	74.0	-21.63	Peak	72.00	150	Vertical	Pass
5**	11663.250	43.78	0.15	54.0	-10.22	AV	72.00	150	Vertical	Pass
6	15627.525	56.09	1.71	74.0	-17.91	Peak	60.00	150	Vertical	Pass
6**	15627.525	47.08	1.71	54.0	-6.92	AV	60.00	150	Vertical	Pass

11a, U-NII-2A, 1 GHz to 18 GHz, Low Channel, ANT H

No.	Frequency (MHz)	Results (dBuV/m)	Factor (dB)	Limit (dBuV/m)	Over Limit (dB)	Detector	Table (Degree)	Height (cm)	Antenna	Verdict
1	1155.500	36.39	-18.07	74.0	-37.61	Peak	338.00	150	Horizontal	Pass
1**	1155.500	27.56	-18.07	54.0	-26.44	AV	338.00	150	Horizontal	Pass
2	2792.600	44.05	-10.71	74.0	-29.95	Peak	300.00	150	Horizontal	Pass
2**	2792.600	34.34	-10.71	54.0	-19.66	AV	300.00	150	Horizontal	Pass
3	4876.600	51.97	-3.44	74.0	-22.03	Peak	352.00	150	Horizontal	Pass
3**	4876.600	42.51	-3.44	54.0	-11.49	AV	352.00	150	Horizontal	Pass
4	5258.200	111.97	-2.89	--	--	Peak	145.00	150	Horizontal	N/A
4**	5258.200	104.47	-2.89	--	--	AV	145.00	150	Horizontal	N/A
5	11934.075	53.60	1.67	74.0	-20.40	Peak	211.00	150	Horizontal	Pass
5**	11934.075	43.85	1.67	54.0	-10.15	AV	211.00	150	Horizontal	Pass
6	15847.500	56.06	1.35	74.0	-17.94	Peak	107.00	150	Horizontal	Pass
6**	15847.500	47.53	1.35	54.0	-6.47	AV	107.00	150	Horizontal	Pass

11a, U-NII-2A, 1 GHz to 18 GHz, Low Channel, ANT V

No.	Frequency (MHz)	Results (dBuV/m)	Factor (dB)	Limit (dBuV/m)	Over Limit (dB)	Detector	Table (Degree)	Height (cm)	Antenna	Verdict
1	1140.800	36.77	-18.31	74.0	-37.23	Peak	159.00	150	Vertical	Pass
1**	1140.800	27.68	-18.31	54.0	-26.32	AV	159.00	150	Vertical	Pass
2	2794.100	43.22	-10.58	74.0	-30.78	Peak	108.00	150	Vertical	Pass
2**	2794.100	34.79	-10.58	54.0	-19.21	AV	108.00	150	Vertical	Pass
3	4799.800	51.59	-2.55	74.0	-22.41	Peak	221.00	150	Vertical	Pass
3**	4799.800	43.57	-2.55	54.0	-10.43	AV	221.00	150	Vertical	Pass
4	5258.800	101.53	-2.89	--	--	Peak	287.00	150	Vertical	N/A
4**	5258.800	94.67	-2.89	--	--	AV	287.00	150	Vertical	N/A
5	11692.575	52.89	0.20	74.0	-21.11	Peak	97.00	150	Vertical	Pass
5**	11692.575	43.33	0.20	54.0	-10.67	AV	97.00	150	Vertical	Pass
6	15809.175	56.04	2.18	74.0	-17.96	Peak	18.00	150	Vertical	Pass
6**	15809.175	46.63	2.18	54.0	-7.37	AV	18.00	150	Vertical	Pass

11a, U-NII-2A, 1 GHz to 18 GHz, Middle Channel, ANT H

No.	Frequency (MHz)	Results (dBuV/m)	Factor (dB)	Limit (dBuV/m)	Over Limit (dB)	Detector	Table (Degree)	Height (cm)	Antenna	Verdict
1	1131.200	36.15	-18.34	74.0	-37.85	Peak	16.00	150	Horizontal	Pass
1**	1131.200	27.78	-18.34	54.0	-26.22	AV	16.00	150	Horizontal	Pass
2	2781.900	43.35	-10.39	74.0	-30.65	Peak	210.00	150	Horizontal	Pass
2**	2781.900	34.98	-10.39	54.0	-19.02	AV	210.00	150	Horizontal	Pass
3	4813.800	52.25	-3.07	74.0	-21.75	Peak	264.00	150	Horizontal	Pass
3**	4813.800	43.81	-3.07	54.0	-10.19	AV	264.00	150	Horizontal	Pass
4	5302.400	112.64	-3.14	--	--	Peak	144.00	150	Horizontal	N/A
4**	5302.400	104.93	-3.14	--	--	AV	144.00	150	Horizontal	N/A
5	11926.313	53.22	1.53	74.0	-20.78	Peak	98.00	150	Horizontal	Pass
5**	11926.313	43.68	1.53	54.0	-10.32	AV	98.00	150	Horizontal	Pass
6	15844.612	56.31	1.37	74.0	-17.69	Peak	105.00	150	Horizontal	Pass
6**	15844.612	47.77	1.37	54.0	-6.23	AV	105.00	150	Horizontal	Pass

11a, U-NII-2A, 1 GHz to 18 GHz, Middle Channel, ANT V

No.	Frequency (MHz)	Results (dBuV/m)	Factor (dB)	Limit (dBuV/m)	Over Limit (dB)	Detector	Table (Degree)	Height (cm)	Antenna	Verdict
1	1146.900	36.47	-18.18	74.0	-37.53	Peak	296.00	150	Vertical	Pass
1**	1146.900	26.93	-18.18	54.0	-27.07	AV	296.00	150	Vertical	Pass
2	2777.500	43.87	-10.42	74.0	-30.13	Peak	109.00	150	Vertical	Pass
2**	2777.500	34.81	-10.42	54.0	-19.19	AV	109.00	150	Vertical	Pass
3	4808.400	51.53	-2.96	74.0	-22.47	Peak	240.00	150	Vertical	Pass
3**	4808.400	42.72	-2.96	54.0	-11.28	AV	240.00	150	Vertical	Pass
4	5298.800	101.33	-3.28	--	--	Peak	188.00	150	Vertical	N/A
4**	5298.800	94.41	-3.28	--	--	AV	188.00	150	Vertical	N/A
5	11669.862	52.24	0.23	74.0	-21.76	Peak	211.00	150	Vertical	Pass
5**	11669.862	43.54	0.23	54.0	-10.46	AV	211.00	150	Vertical	Pass
6	15599.963	56.08	1.03	74.0	-17.92	Peak	147.00	150	Vertical	Pass
6**	15599.963	45.58	1.03	54.0	-8.42	AV	147.00	150	Vertical	Pass

11a, U-NII-2A, 1 GHz to 18 GHz, High Channel, ANT H

No.	Frequency (MHz)	Results (dBuV/m)	Factor (dB)	Limit (dBuV/m)	Over Limit (dB)	Detector	Table (Degree)	Height (cm)	Antenna	Verdict
1	1128.100	36.93	-18.46	74.0	-37.07	Peak	46.00	150	Horizontal	Pass
1**	1128.100	27.37	-18.46	54.0	-26.63	AV	46.00	150	Horizontal	Pass
2	2770.200	44.09	-10.56	74.0	-29.91	Peak	324.00	150	Horizontal	Pass
2**	2770.200	34.21	-10.56	54.0	-19.79	AV	324.00	150	Horizontal	Pass
3	4919.000	52.81	-2.39	74.0	-21.19	Peak	136.00	150	Horizontal	Pass
3**	4919.000	43.50	-2.39	54.0	-10.50	AV	136.00	150	Horizontal	Pass
4	5318.400	113.31	-2.79	--	--	Peak	150.00	150	Horizontal	N/A
4**	5318.400	105.74	-2.79	--	--	AV	150.00	150	Horizontal	N/A
5	11754.100	53.00	1.03	74.0	-21.00	Peak	192.00	150	Horizontal	Pass
5**	11754.100	43.09	1.03	54.0	-10.91	AV	192.00	150	Horizontal	Pass
6	15864.825	56.17	0.82	74.0	-17.83	Peak	1.00	150	Horizontal	Pass
6**	15864.825	46.64	0.82	54.0	-7.36	AV	1.00	150	Horizontal	Pass

11a, U-NII-2A, 1 GHz to 18 GHz, High Channel, ANT V

No.	Frequency (MHz)	Results (dBuV/m)	Factor (dB)	Limit (dBuV/m)	Over Limit (dB)	Detector	Table (Degree)	Height (cm)	Antenna	Verdict
1	1150.000	37.68	-17.98	74.0	-36.32	Peak	227.00	150	Vertical	Pass
1**	1150.000	27.75	-17.98	54.0	-26.25	AV	227.00	150	Vertical	Pass
2	2783.300	43.44	-10.52	74.0	-30.56	Peak	281.00	150	Vertical	Pass
2**	2783.300	34.35	-10.52	54.0	-19.65	AV	281.00	150	Vertical	Pass
3	4913.200	52.83	-2.22	74.0	-21.17	Peak	240.00	150	Vertical	Pass
3**	4913.200	43.43	-2.22	54.0	-10.57	AV	240.00	150	Vertical	Pass
4	5318.800	102.36	-2.78	--	--	Peak	196.00	150	Vertical	N/A
4**	5318.800	94.88	-2.78	--	--	AV	196.00	150	Vertical	N/A
5	11948.738	52.50	1.43	74.0	-21.50	Peak	307.00	150	Vertical	Pass
5**	11948.738	43.86	1.43	54.0	-10.14	AV	307.00	150	Vertical	Pass
6	15618.338	56.33	1.58	74.0	-17.67	Peak	150.00	150	Vertical	Pass
6**	15618.338	45.99	1.58	54.0	-8.01	AV	150.00	150	Vertical	Pass

11n20, U-NII-2A, 1 GHz to 18 GHz, Low Channel, ANT H

No.	Frequency (MHz)	Results (dBuV/m)	Factor (dB)	Limit (dBuV/m)	Over Limit (dB)	Detector	Table (Degree)	Height (cm)	Antenna	Verdict
1	1118.700	36.13	-18.57	74.0	-37.87	Peak	180.00	150	Horizontal	Pass
1**	1118.700	28.33	-18.57	54.0	-25.67	AV	180.00	150	Horizontal	Pass
2	2779.600	44.33	-10.43	74.0	-29.67	Peak	322.00	150	Horizontal	Pass
2**	2779.600	33.93	-10.43	54.0	-20.07	AV	322.00	150	Horizontal	Pass
3	4779.000	51.65	-2.91	74.0	-22.35	Peak	114.00	150	Horizontal	Pass
3**	4779.000	42.33	-2.91	54.0	-11.67	AV	114.00	150	Horizontal	Pass
4	5258.200	111.30	-2.89	--	--	Peak	143.00	150	Horizontal	N/A
4**	5258.200	103.63	-2.89	--	--	AV	143.00	150	Horizontal	N/A
5	11671.588	52.76	0.24	74.0	-21.24	Peak	303.00	150	Horizontal	Pass
5**	11671.588	43.39	0.24	54.0	-10.61	AV	303.00	150	Horizontal	Pass
6	15841.200	56.98	1.43	74.0	-17.02	Peak	0.00	150	Horizontal	Pass
6**	15841.200	47.44	1.43	54.0	-6.56	AV	0.00	150	Horizontal	Pass

11n20, U-NII-2A, 1 GHz to 18 GHz, Low Channel, ANT V

No.	Frequency (MHz)	Results (dBuV/m)	Factor (dB)	Limit (dBuV/m)	Over Limit (dB)	Detector	Table (Degree)	Height (cm)	Antenna	Verdict
1	1092.400	36.27	-18.48	74.0	-37.73	Peak	281.00	150	Vertical	Pass
1**	1092.400	26.91	-18.48	54.0	-27.09	AV	281.00	150	Vertical	Pass
2	2781.700	44.13	-10.39	74.0	-29.87	Peak	23.00	150	Vertical	Pass
2**	2781.700	34.38	-10.39	54.0	-19.62	AV	23.00	150	Vertical	Pass
3	4800.600	51.99	-2.56	74.0	-22.01	Peak	39.00	150	Vertical	Pass
3**	4800.600	43.56	-2.56	54.0	-10.44	AV	39.00	150	Vertical	Pass
4	5263.400	100.57	-3.12	--	--	Peak	279.00	150	Vertical	N/A
4**	5263.400	93.34	-3.12	--	--	AV	279.00	150	Vertical	N/A
5	11726.500	52.46	0.86	74.0	-21.54	Peak	248.00	150	Vertical	Pass
5**	11726.500	43.85	0.86	54.0	-10.15	AV	248.00	150	Vertical	Pass
6	15638.287	55.92	1.42	74.0	-18.08	Peak	0.00	150	Vertical	Pass
6**	15638.287	46.92	1.42	54.0	-7.08	AV	0.00	150	Vertical	Pass

11n20, U-NII-2A, 1 GHz to 18 GHz, Middle Channel, ANT H

No.	Frequency (MHz)	Results (dBuV/m)	Factor (dB)	Limit (dBuV/m)	Over Limit (dB)	Detector	Table (Degree)	Height (cm)	Antenna	Verdict
1	1165.600	37.28	-18.13	74.0	-36.72	Peak	128.00	150	Horizontal	Pass
1**	1165.600	27.63	-18.13	54.0	-26.37	AV	128.00	150	Horizontal	Pass
2	2768.300	44.02	-10.68	74.0	-29.98	Peak	115.00	150	Horizontal	Pass
2**	2768.300	34.56	-10.68	54.0	-19.44	AV	115.00	150	Horizontal	Pass
3	4837.600	52.82	-3.37	74.0	-21.18	Peak	161.00	150	Horizontal	Pass
3**	4837.600	42.44	-3.37	54.0	-11.56	AV	161.00	150	Horizontal	Pass
4	5300.800	111.37	-3.25	--	--	Peak	146.00	150	Horizontal	N/A
4**	5300.800	104.01	-3.25	--	--	AV	146.00	150	Horizontal	N/A
5	11597.700	53.08	-0.11	74.0	-20.92	Peak	360.00	150	Horizontal	Pass
5**	11597.700	42.38	-0.11	54.0	-11.62	AV	360.00	150	Horizontal	Pass
6	15828.600	56.01	1.54	74.0	-17.99	Peak	270.00	150	Horizontal	Pass
6**	15828.600	46.67	1.54	54.0	-7.33	AV	270.00	150	Horizontal	Pass

11n20, U-NII-2A, 1 GHz to 18 GHz, Middle Channel, ANT V

No.	Frequency (MHz)	Results (dBuV/m)	Factor (dB)	Limit (dBuV/m)	Over Limit (dB)	Detector	Table (Degree)	Height (cm)	Antenna	Verdict
1	1155.200	36.85	-18.07	74.0	-37.15	Peak	320.00	150	Vertical	Pass
1**	1155.200	28.21	-18.07	54.0	-25.79	AV	320.00	150	Vertical	Pass
2	2773.200	43.97	-10.48	74.0	-30.03	Peak	163.00	150	Vertical	Pass
2**	2773.200	34.50	-10.48	54.0	-19.50	AV	163.00	150	Vertical	Pass
3	4754.600	52.40	-3.38	74.0	-21.60	Peak	145.00	150	Vertical	Pass
3**	4754.600	42.43	-3.38	54.0	-11.57	AV	145.00	150	Vertical	Pass
4	5298.600	100.59	-3.27	--	--	Peak	277.00	150	Vertical	N/A
4**	5298.600	93.92	-3.27	--	--	AV	277.00	150	Vertical	N/A
5	11538.187	51.75	-0.57	74.0	-22.25	Peak	360.00	150	Vertical	Pass
5**	11538.187	42.90	-0.57	54.0	-11.10	AV	360.00	150	Vertical	Pass
6	15835.950	56.47	1.45	74.0	-17.53	Peak	286.00	150	Vertical	Pass
6**	15835.950	46.67	1.45	54.0	-7.33	AV	286.00	150	Vertical	Pass

11n20, U-NII-2A, 1 GHz to 18 GHz, High Channel, ANT H

No.	Frequency (MHz)	Results (dBuV/m)	Factor (dB)	Limit (dBuV/m)	Over Limit (dB)	Detector	Table (Degree)	Height (cm)	Antenna	Verdict
1	1085.500	37.02	-18.60	74.0	-36.98	Peak	217.00	150	Horizontal	Pass
1**	1085.500	27.21	-18.60	54.0	-26.79	AV	217.00	150	Horizontal	Pass
2	2766.400	44.29	-10.78	74.0	-29.71	Peak	55.00	150	Horizontal	Pass
2**	2766.400	34.83	-10.78	54.0	-19.17	AV	55.00	150	Horizontal	Pass
3	4873.400	51.59	-3.32	74.0	-22.41	Peak	360.00	150	Horizontal	Pass
3**	4873.400	42.22	-3.32	54.0	-11.78	AV	360.00	150	Horizontal	Pass
4	5318.400	112.41	-2.79	--	--	Peak	152.00	150	Horizontal	N/A
4**	5318.400	104.42	-2.79	--	--	AV	152.00	150	Horizontal	N/A
5	11942.412	53.10	1.62	74.0	-20.90	Peak	12.00	150	Horizontal	Pass
5**	11942.412	44.20	1.62	54.0	-9.80	AV	12.00	150	Horizontal	Pass
6	16075.350	56.31	1.55	74.0	-17.69	Peak	41.00	150	Horizontal	Pass
6**	16075.350	46.85	1.55	54.0	-7.15	AV	41.00	150	Horizontal	Pass

11n20, U-NII-2A, 1 GHz to 18 GHz, High Channel, ANT V

No.	Frequency (MHz)	Results (dBuV/m)	Factor (dB)	Limit (dBuV/m)	Over Limit (dB)	Detector	Table (Degree)	Height (cm)	Antenna	Verdict
1	1112.100	36.28	-18.61	74.0	-37.72	Peak	27.00	150	Vertical	Pass
1**	1112.100	27.45	-18.61	54.0	-26.55	AV	27.00	150	Vertical	Pass
2	2766.400	43.92	-10.78	74.0	-30.08	Peak	360.00	150	Vertical	Pass
2**	2766.400	34.79	-10.78	54.0	-19.21	AV	360.00	150	Vertical	Pass
3	4828.200	52.27	-3.38	74.0	-21.73	Peak	130.00	150	Vertical	Pass
3**	4828.200	43.14	-3.38	54.0	-10.86	AV	130.00	150	Vertical	Pass
4	5318.600	101.11	-2.78	--	--	Peak	280.00	150	Vertical	N/A
4**	5318.600	93.72	-2.78	--	--	AV	280.00	150	Vertical	N/A
5	11932.637	53.26	1.63	74.0	-20.74	Peak	287.00	150	Vertical	Pass
5**	11932.637	44.08	1.63	54.0	-9.92	AV	287.00	150	Vertical	Pass
6	15841.988	56.00	1.42	74.0	-18.00	Peak	234.00	150	Vertical	Pass
6**	15841.988	46.57	1.42	54.0	-7.43	AV	234.00	150	Vertical	Pass

11n40, U-NII-2A, 1 GHz to 18 GHz, Low Channel, ANT H

No.	Frequency (MHz)	Results (dBuV/m)	Factor (dB)	Limit (dBuV/m)	Over Limit (dB)	Detector	Table (Degree)	Height (cm)	Antenna	Verdict
1	1162.200	36.63	-18.02	74.0	-37.37	Peak	336.00	150	Horizontal	Pass
1**	1162.200	28.13	-18.02	54.0	-25.87	AV	336.00	150	Horizontal	Pass
2	2799.600	43.78	-10.56	74.0	-30.22	Peak	71.00	150	Horizontal	Pass
2**	2799.600	34.04	-10.56	54.0	-19.96	AV	71.00	150	Horizontal	Pass
3	4799.600	52.46	-2.55	74.0	-21.54	Peak	43.00	150	Horizontal	Pass
3**	4799.600	42.99	-2.55	54.0	-11.01	AV	43.00	150	Horizontal	Pass
4	5267.800	108.93	-3.03	--	--	Peak	148.00	150	Horizontal	N/A
4**	5267.800	101.08	-3.03	--	--	AV	148.00	150	Horizontal	N/A
5	11952.474	53.94	1.28	74.0	-20.06	Peak	17.00	150	Horizontal	Pass
5**	11952.474	43.71	1.28	54.0	-10.29	AV	17.00	150	Horizontal	Pass
6	15857.475	55.77	1.06	74.0	-18.23	Peak	110.00	150	Horizontal	Pass
6**	15857.475	46.75	1.06	54.0	-7.25	AV	110.00	150	Horizontal	Pass

11n40, U-NII-2A, 1 GHz to 18 GHz, Low Channel, ANT V

No.	Frequency (MHz)	Results (dBuV/m)	Factor (dB)	Limit (dBuV/m)	Over Limit (dB)	Detector	Table (Degree)	Height (cm)	Antenna	Verdict
1	1149.800	36.63	-17.99	74.0	-37.37	Peak	21.00	150	Vertical	Pass
1**	1149.800	27.13	-17.99	54.0	-26.87	AV	21.00	150	Vertical	Pass
2	2777.700	44.57	-10.42	74.0	-29.43	Peak	289.00	150	Vertical	Pass
2**	2777.700	34.58	-10.42	54.0	-19.42	AV	289.00	150	Vertical	Pass
3	4798.400	51.86	-2.55	74.0	-22.14	Peak	224.00	150	Vertical	Pass
3**	4798.400	42.68	-2.55	54.0	-11.32	AV	224.00	150	Vertical	Pass
4	5268.400	98.53	-3.05	--	--	Peak	286.00	150	Vertical	N/A
4**	5268.400	91.43	-3.05	--	--	AV	286.00	150	Vertical	N/A
5	11932.063	53.69	1.62	74.0	-20.31	Peak	250.00	150	Vertical	Pass
5**	11932.063	44.09	1.62	54.0	-9.91	AV	250.00	150	Vertical	Pass
6	15839.362	56.47	1.45	74.0	-17.53	Peak	105.00	150	Vertical	Pass
6**	15839.362	46.82	1.45	54.0	-7.18	AV	105.00	150	Vertical	Pass

11n40, U-NII-2A, 1 GHz to 18 GHz, High Channel, ANT H

No.	Frequency (MHz)	Results (dBuV/m)	Factor (dB)	Limit (dBuV/m)	Over Limit (dB)	Detector	Table (Degree)	Height (cm)	Antenna	Verdict
1	1139.800	37.09	-18.32	74.0	-36.91	Peak	30.00	150	Horizontal	Pass
1**	1139.800	27.20	-18.32	54.0	-26.80	AV	30.00	150	Horizontal	Pass
2	2796.600	43.67	-10.63	74.0	-30.33	Peak	317.00	150	Horizontal	Pass
2**	2796.600	34.15	-10.63	54.0	-19.85	AV	317.00	150	Horizontal	Pass
3	4835.000	52.49	-3.45	74.0	-21.51	Peak	0.00	150	Horizontal	Pass
3**	4835.000	42.25	-3.45	54.0	-11.75	AV	0.00	150	Horizontal	Pass
4	5307.600	108.98	-2.96	--	--	Peak	150.00	150	Horizontal	N/A
4**	5307.600	101.50	-2.96	--	--	AV	150.00	150	Horizontal	N/A
5	11932.637	53.19	1.63	74.0	-20.81	Peak	308.00	150	Horizontal	Pass
5**	11932.637	44.34	1.63	54.0	-9.66	AV	308.00	150	Horizontal	Pass
6	15620.700	55.85	1.64	74.0	-18.15	Peak	172.00	150	Horizontal	Pass
6**	15620.700	47.30	1.64	54.0	-6.70	AV	172.00	150	Horizontal	Pass

11n40, U-NII-2A, 1 GHz to 18 GHz, High Channel, ANT V

No.	Frequency (MHz)	Results (dBuV/m)	Factor (dB)	Limit (dBuV/m)	Over Limit (dB)	Detector	Table (Degree)	Height (cm)	Antenna	Verdict
1	1123.600	35.94	-18.48	74.0	-38.06	Peak	61.00	150	Vertical	Pass
1**	1123.600	27.20	-18.48	54.0	-26.80	AV	61.00	150	Vertical	Pass
2	2813.600	44.53	-10.02	74.0	-29.47	Peak	350.00	150	Vertical	Pass
2**	2813.600	34.55	-10.02	54.0	-19.45	AV	350.00	150	Vertical	Pass
3	4913.200	52.12	-2.22	74.0	-21.88	Peak	110.00	150	Vertical	Pass
3**	4913.200	43.93	-2.22	54.0	-10.07	AV	110.00	150	Vertical	Pass
4	5312.600	98.46	-2.67	--	--	Peak	283.00	150	Vertical	N/A
4**	5312.600	91.11	-2.67	--	--	AV	283.00	150	Vertical	N/A
5	11665.838	52.80	0.18	74.0	-21.20	Peak	0.00	150	Vertical	Pass
5**	11665.838	44.47	0.18	54.0	-9.53	AV	0.00	150	Vertical	Pass
6	16028.100	56.69	0.70	74.0	-17.31	Peak	181.00	150	Vertical	Pass
6**	16028.100	46.76	0.70	54.0	-7.24	AV	181.00	150	Vertical	Pass

11ac20, U-NII-2A, 1 GHz to 18 GHz, Low Channel, ANT H

No.	Frequency (MHz)	Results (dBuV/m)	Factor (dB)	Limit (dBuV/m)	Over Limit (dB)	Detector	Table (Degree)	Height (cm)	Antenna	Verdict
1	1165.500	36.43	-18.12	74.0	-37.57	Peak	360.00	150	Horizontal	Pass
1**	1165.500	28.06	-18.12	54.0	-25.94	AV	360.00	150	Horizontal	Pass
2	2787.600	44.46	-10.53	74.0	-29.54	Peak	316.00	150	Horizontal	Pass
2**	2787.600	35.44	-10.53	54.0	-18.56	AV	316.00	150	Horizontal	Pass
3	4736.200	51.90	-3.84	74.0	-22.10	Peak	360.00	150	Horizontal	Pass
3**	4736.200	42.22	-3.84	54.0	-11.78	AV	360.00	150	Horizontal	Pass
4	5258.800	111.53	-2.89	--	--	Peak	141.00	150	Horizontal	N/A
4**	5258.800	104.58	-2.89	--	--	AV	141.00	150	Horizontal	N/A
5	11666.125	52.57	0.19	74.0	-21.43	Peak	164.00	150	Horizontal	Pass
5**	11666.125	43.88	0.19	54.0	-10.12	AV	164.00	150	Horizontal	Pass
6	15807.600	55.98	2.22	74.0	-18.02	Peak	71.00	150	Horizontal	Pass
6**	15807.600	47.25	2.22	54.0	-6.75	AV	71.00	150	Horizontal	Pass

11ac20, U-NII-2A, 1 GHz to 18 GHz, Low Channel, ANT V

No.	Frequency (MHz)	Results (dBuV/m)	Factor (dB)	Limit (dBuV/m)	Over Limit (dB)	Detector	Table (Degree)	Height (cm)	Antenna	Verdict
1	1160.300	37.11	-18.05	74.0	-36.89	Peak	221.00	150	Vertical	Pass
1**	1160.300	27.26	-18.05	54.0	-26.74	AV	221.00	150	Vertical	Pass
2	2829.800	44.06	-10.37	74.0	-29.94	Peak	30.00	150	Vertical	Pass
2**	2829.800	34.70	-10.37	54.0	-19.30	AV	30.00	150	Vertical	Pass
3	4799.800	52.18	-2.55	74.0	-21.82	Peak	337.00	150	Vertical	Pass
3**	4799.800	44.04	-2.55	54.0	-9.96	AV	337.00	150	Vertical	Pass
4	5258.200	101.04	-2.89	--	--	Peak	289.00	150	Vertical	N/A
4**	5258.200	93.75	-2.89	--	--	AV	289.00	150	Vertical	N/A
5	11395.588	52.63	-0.19	74.0	-21.37	Peak	232.00	150	Vertical	Pass
5**	11395.588	42.69	-0.19	54.0	-11.31	AV	232.00	150	Vertical	Pass
6	15850.651	55.91	1.31	74.0	-18.09	Peak	359.00	150	Vertical	Pass
6**	15850.651	47.19	1.31	54.0	-6.81	AV	359.00	150	Vertical	Pass

11ac20, U-NII-2A, 1 GHz to 18 GHz, Middle Channel, ANT H

No.	Frequency (MHz)	Results (dBuV/m)	Factor (dB)	Limit (dBuV/m)	Over Limit (dB)	Detector	Table (Degree)	Height (cm)	Antenna	Verdict
1	1101.600	36.81	-18.60	74.0	-37.19	Peak	0.00	150	Horizontal	Pass
1**	1101.600	27.04	-18.60	54.0	-26.96	AV	0.00	150	Horizontal	Pass
2	2812.000	44.03	-10.13	74.0	-29.97	Peak	234.00	150	Horizontal	Pass
2**	2812.000	34.82	-10.13	54.0	-19.18	AV	234.00	150	Horizontal	Pass
3	4805.000	51.91	-2.84	74.0	-22.09	Peak	81.00	150	Horizontal	Pass
3**	4805.000	43.73	-2.84	54.0	-10.27	AV	81.00	150	Horizontal	Pass
4	5301.600	111.72	-3.19	--	--	Peak	146.00	150	Horizontal	N/A
4**	5301.600	104.05	-3.19	--	--	AV	146.00	150	Horizontal	N/A
5	11660.088	53.05	0.12	74.0	-20.95	Peak	117.00	150	Horizontal	Pass
5**	11660.088	43.72	0.12	54.0	-10.28	AV	117.00	150	Horizontal	Pass
6	15796.312	56.58	2.21	74.0	-17.42	Peak	41.00	150	Horizontal	Pass
6**	15796.312	46.51	2.21	54.0	-7.49	AV	41.00	150	Horizontal	Pass

11ac20, U-NII-2A, 1 GHz to 18 GHz, Middle Channel, ANT V

No.	Frequency (MHz)	Results (dBuV/m)	Factor (dB)	Limit (dBuV/m)	Over Limit (dB)	Detector	Table (Degree)	Height (cm)	Antenna	Verdict
1	1155.700	37.45	-18.07	74.0	-36.55	Peak	264.00	150	Vertical	Pass
1**	1155.700	28.85	-18.07	54.0	-25.15	AV	264.00	150	Vertical	Pass
2	2788.000	43.54	-10.55	74.0	-30.46	Peak	0.00	150	Vertical	Pass
2**	2788.000	34.11	-10.55	54.0	-19.89	AV	0.00	150	Vertical	Pass
3	4914.200	51.79	-2.29	74.0	-22.21	Peak	66.00	150	Vertical	Pass
3**	4914.200	43.65	-2.29	54.0	-10.35	AV	66.00	150	Vertical	Pass
4	5301.200	100.67	-3.22	--	--	Peak	283.00	150	Vertical	N/A
4**	5301.200	93.30	-3.22	--	--	AV	283.00	150	Vertical	N/A
5	11827.125	52.80	1.16	74.0	-21.20	Peak	99.00	150	Vertical	Pass
5**	11827.125	43.07	1.16	54.0	-10.93	AV	99.00	150	Vertical	Pass
6	15876.112	56.21	0.37	74.0	-17.79	Peak	41.00	150	Vertical	Pass
6**	15876.112	45.44	0.37	54.0	-8.56	AV	41.00	150	Vertical	Pass

11ac20, U-NII-2A, 1 GHz to 18 GHz, High Channel, ANT H

No.	Frequency (MHz)	Results (dBuV/m)	Factor (dB)	Limit (dBuV/m)	Over Limit (dB)	Detector	Table (Degree)	Height (cm)	Antenna	Verdict
1	1181.100	37.73	-18.04	74.0	-36.27	Peak	251.00	150	Horizontal	Pass
1**	1181.100	27.76	-18.04	54.0	-26.24	AV	251.00	150	Horizontal	Pass
2	2811.300	43.78	-10.17	74.0	-30.22	Peak	73.00	150	Horizontal	Pass
2**	2811.300	35.03	-10.17	54.0	-18.97	AV	73.00	150	Horizontal	Pass
3	4742.800	50.98	-3.79	74.0	-23.02	Peak	297.00	150	Horizontal	Pass
3**	4742.800	42.08	-3.79	54.0	-11.92	AV	297.00	150	Horizontal	Pass
4	5321.200	111.96	-2.77	--	--	Peak	149.00	150	Horizontal	N/A
4**	5321.200	104.06	-2.77	--	--	AV	149.00	150	Horizontal	N/A
5	11442.162	52.64	-0.06	74.0	-21.36	Peak	211.00	150	Horizontal	Pass
5**	11442.162	43.11	-0.06	54.0	-10.89	AV	211.00	150	Horizontal	Pass
6	15852.488	56.29	1.26	74.0	-17.71	Peak	233.00	150	Horizontal	Pass
6**	15852.488	46.90	1.26	54.0	-7.10	AV	233.00	150	Horizontal	Pass

11ac20, U-NII-2A, 1 GHz to 18 GHz, High Channel, ANT V

No.	Frequency (MHz)	Results (dBuV/m)	Factor (dB)	Limit (dBuV/m)	Over Limit (dB)	Detector	Table (Degree)	Height (cm)	Antenna	Verdict
1	1148.900	36.26	-18.07	74.0	-37.74	Peak	78.00	150	Vertical	Pass
1**	1148.900	27.58	-18.07	54.0	-26.42	AV	78.00	150	Vertical	Pass
2	2793.300	43.95	-10.65	74.0	-30.05	Peak	212.00	150	Vertical	Pass
2**	2793.300	35.27	-10.65	54.0	-18.73	AV	212.00	150	Vertical	Pass
3	4779.000	51.96	-2.91	74.0	-22.04	Peak	0.00	150	Vertical	Pass
3**	4779.000	41.82	-2.91	54.0	-12.18	AV	0.00	150	Vertical	Pass
4	5318.200	100.29	-2.79	--	--	Peak	272.00	150	Vertical	N/A
4**	5318.200	93.88	-2.79	--	--	AV	272.00	150	Vertical	N/A
5	11981.225	53.75	0.89	74.0	-20.25	Peak	44.00	150	Vertical	Pass
5**	11981.225	43.76	0.89	54.0	-10.24	AV	44.00	150	Vertical	Pass
6	15847.238	56.51	1.35	74.0	-17.49	Peak	184.00	150	Vertical	Pass
6**	15847.238	47.18	1.35	54.0	-6.82	AV	184.00	150	Vertical	Pass

11ac40, U-NII-2A, 1 GHz to 18 GHz, Low Channel, ANT H

No.	Frequency (MHz)	Results (dBuV/m)	Factor (dB)	Limit (dBuV/m)	Over Limit (dB)	Detector	Table (Degree)	Height (cm)	Antenna	Verdict
1	1121.700	36.39	-18.49	74.0	-37.61	Peak	179.00	150	Horizontal	Pass
1**	1121.700	27.81	-18.49	54.0	-26.19	AV	179.00	150	Horizontal	Pass
2	2731.100	44.44	-10.93	74.0	-29.56	Peak	146.00	150	Horizontal	Pass
2**	2731.100	34.14	-10.93	54.0	-19.86	AV	146.00	150	Horizontal	Pass
3	4803.800	51.69	-2.73	74.0	-22.31	Peak	360.00	150	Horizontal	Pass
3**	4803.800	43.35	-2.73	54.0	-10.65	AV	360.00	150	Horizontal	Pass
4	5274.800	108.36	-3.00	--	--	Peak	153.00	150	Horizontal	N/A
4**	5274.800	100.79	-3.00	--	--	AV	153.00	150	Horizontal	N/A
5	11697.175	53.50	0.27	74.0	-20.50	Peak	190.00	150	Horizontal	Pass
5**	11697.175	42.74	0.27	54.0	-11.26	AV	190.00	150	Horizontal	Pass
6	15801.562	56.37	2.31	74.0	-17.63	Peak	62.00	150	Horizontal	Pass
6**	15801.562	46.49	2.31	54.0	-7.51	AV	62.00	150	Horizontal	Pass

11ac40, U-NII-2A, 1 GHz to 18 GHz, Low Channel, ANT V

No.	Frequency (MHz)	Results (dBuV/m)	Factor (dB)	Limit (dBuV/m)	Over Limit (dB)	Detector	Table (Degree)	Height (cm)	Antenna	Verdict
1	1185.700	37.56	-18.00	74.0	-36.44	Peak	24.00	150	Vertical	Pass
1**	1185.700	28.28	-18.00	54.0	-25.72	AV	24.00	150	Vertical	Pass
2	2824.700	43.84	-10.32	74.0	-30.16	Peak	360.00	150	Vertical	Pass
2**	2824.700	34.67	-10.32	54.0	-19.33	AV	360.00	150	Vertical	Pass
3	4813.200	52.11	-3.07	74.0	-21.89	Peak	360.00	150	Vertical	Pass
3**	4813.200	43.26	-3.07	54.0	-10.74	AV	360.00	150	Vertical	Pass
4	5272.000	99.21	-3.11	--	--	Peak	286.00	150	Vertical	N/A
4**	5272.000	91.00	-3.11	--	--	AV	286.00	150	Vertical	N/A
5	11723.338	52.69	0.83	74.0	-21.31	Peak	250.00	150	Vertical	Pass
5**	11723.338	43.45	0.83	54.0	-10.55	AV	250.00	150	Vertical	Pass
6	15852.750	56.12	1.26	74.0	-17.88	Peak	154.00	150	Vertical	Pass
6**	15852.750	46.65	1.26	54.0	-7.35	AV	154.00	150	Vertical	Pass

11ac40, U-NII-2A, 1 GHz to 18 GHz, High Channel, ANT H

No.	Frequency (MHz)	Results (dBuV/m)	Factor (dB)	Limit (dBuV/m)	Over Limit (dB)	Detector	Table (Degree)	Height (cm)	Antenna	Verdict
1	1111.100	36.27	-18.60	74.0	-37.73	Peak	83.00	150	Horizontal	Pass
1**	1111.100	27.58	-18.60	54.0	-26.42	AV	83.00	150	Horizontal	Pass
2	2797.400	43.90	-10.61	74.0	-30.10	Peak	257.00	150	Horizontal	Pass
2**	2797.400	34.17	-10.61	54.0	-19.83	AV	257.00	150	Horizontal	Pass
3	4800.000	52.43	-2.55	74.0	-21.57	Peak	52.00	150	Horizontal	Pass
3**	4800.000	43.69	-2.55	54.0	-10.31	AV	52.00	150	Horizontal	Pass
4	5312.200	109.99	-2.70	--	--	Peak	139.00	150	Horizontal	N/A
4**	5312.200	101.33	-2.70	--	--	AV	139.00	150	Horizontal	N/A
5	11658.651	52.61	0.08	74.0	-21.39	Peak	182.00	150	Horizontal	Pass
5**	11658.651	43.61	0.08	54.0	-10.39	AV	182.00	150	Horizontal	Pass
6	15843.562	55.90	1.39	74.0	-18.10	Peak	148.00	150	Horizontal	Pass
6**	15843.562	46.77	1.39	54.0	-7.23	AV	148.00	150	Horizontal	Pass

11ac40, U-NII-2A, 1 GHz to 18 GHz, High Channel, ANT V

No.	Frequency (MHz)	Results (dBuV/m)	Factor (dB)	Limit (dBuV/m)	Over Limit (dB)	Detector	Table (Degree)	Height (cm)	Antenna	Verdict
1	1168.500	36.77	-18.12	74.0	-37.23	Peak	207.00	150	Vertical	Pass
1**	1168.500	27.91	-18.12	54.0	-26.09	AV	207.00	150	Vertical	Pass
2	2836.300	43.90	-10.39	74.0	-30.10	Peak	122.00	150	Vertical	Pass
2**	2836.300	34.58	-10.39	54.0	-19.42	AV	122.00	150	Vertical	Pass
3	4797.600	51.85	-2.60	74.0	-22.15	Peak	34.00	150	Vertical	Pass
3**	4797.600	43.24	-2.60	54.0	-10.76	AV	34.00	150	Vertical	Pass
4	5313.400	97.69	-2.68	--	--	Peak	301.00	150	Vertical	N/A
4**	5313.400	90.45	-2.68	--	--	AV	301.00	150	Vertical	N/A
5	11722.474	53.12	0.82	74.0	-20.88	Peak	324.00	150	Vertical	Pass
5**	11722.474	43.59	0.82	54.0	-10.41	AV	324.00	150	Vertical	Pass
6	15841.463	56.23	1.42	74.0	-17.77	Peak	300.00	150	Vertical	Pass
6**	15841.463	47.52	1.42	54.0	-6.48	AV	300.00	150	Vertical	Pass

11ac80, U-NII-2A, 1 GHz to 18 GHz, Middle Channel, ANT H

No.	Frequency (MHz)	Results (dBuV/m)	Factor (dB)	Limit (dBuV/m)	Over Limit (dB)	Detector	Table (Degree)	Height (cm)	Antenna	Verdict
1	1167.400	37.38	-18.16	74.0	-36.62	Peak	196.00	150	Horizontal	Pass
1**	1167.400	27.81	-18.16	54.0	-26.19	AV	196.00	150	Horizontal	Pass
2	2788.400	45.35	-10.57	74.0	-28.65	Peak	177.00	150	Horizontal	Pass
2**	2788.400	34.80	-10.57	54.0	-19.20	AV	177.00	150	Horizontal	Pass
3	4800.600	52.12	-2.56	74.0	-21.88	Peak	273.00	150	Horizontal	Pass
3**	4800.600	43.33	-2.56	54.0	-10.67	AV	273.00	150	Horizontal	Pass
4	5303.000	105.87	-3.11	--	--	Peak	143.00	150	Horizontal	N/A
4**	5303.000	98.11	-3.11	--	--	AV	143.00	150	Horizontal	N/A
5	11937.812	53.17	1.69	74.0	-20.83	Peak	209.00	150	Horizontal	Pass
5**	11937.812	44.54	1.69	54.0	-9.46	AV	209.00	150	Horizontal	Pass
6	16113.150	56.18	0.71	74.0	-17.82	Peak	89.00	150	Horizontal	Pass
6**	16113.150	46.80	0.71	54.0	-7.20	AV	89.00	150	Horizontal	Pass

11ac80, U-NII-2A, 1 GHz to 18 GHz, Middle Channel, ANT V

No.	Frequency (MHz)	Results (dBuV/m)	Factor (dB)	Limit (dBuV/m)	Over Limit (dB)	Detector	Table (Degree)	Height (cm)	Antenna	Verdict
1	1149.500	37.25	-18.02	74.0	-36.75	Peak	219.00	150	Vertical	Pass
1**	1149.500	27.49	-18.02	54.0	-26.51	AV	219.00	150	Vertical	Pass
2	2787.700	43.59	-10.54	74.0	-30.41	Peak	0.00	150	Vertical	Pass
2**	2787.700	35.09	-10.54	54.0	-18.91	AV	0.00	150	Vertical	Pass
3	4824.800	51.94	-3.42	74.0	-22.06	Peak	289.00	150	Vertical	Pass
3**	4824.800	42.31	-3.42	54.0	-11.69	AV	289.00	150	Vertical	Pass
4	5282.800	96.05	-3.20	--	--	Peak	289.00	150	Vertical	N/A
4**	5282.800	88.81	-3.20	--	--	AV	289.00	150	Vertical	N/A
5	11987.262	53.66	1.05	74.0	-20.34	Peak	78.00	150	Vertical	Pass
5**	11987.262	43.13	1.05	54.0	-10.87	AV	78.00	150	Vertical	Pass
6	15850.912	55.46	1.31	74.0	-18.54	Peak	21.00	150	Vertical	Pass
6**	15850.912	47.00	1.31	54.0	-7.00	AV	21.00	150	Vertical	Pass

11a, U-NII-2C, 1 GHz to 18 GHz, Low Channel, ANT H

No.	Frequency (MHz)	Results (dBuV/m)	Factor (dB)	Limit (dBuV/m)	Over Limit (dB)	Detector	Table (Degree)	Height (cm)	Antenna	Verdict
1	1146.000	36.35	-18.20	74.0	-37.65	Peak	12.00	150	Horizontal	Pass
1**	1146.000	27.69	-18.20	54.0	-26.31	AV	12.00	150	Horizontal	Pass
2	2773.700	43.83	-10.48	74.0	-30.17	Peak	258.00	150	Horizontal	Pass
2**	2773.700	34.76	-10.48	54.0	-19.24	AV	258.00	150	Horizontal	Pass
3	4916.600	52.99	-2.28	74.0	-21.01	Peak	347.00	150	Horizontal	Pass
3**	4916.600	43.10	-2.28	54.0	-10.90	AV	347.00	150	Horizontal	Pass
4	5501.400	110.37	-2.18	--	--	Peak	146.00	150	Horizontal	N/A
4**	5501.400	103.15	-2.18	--	--	AV	146.00	150	Horizontal	N/A
5	11670.150	52.99	0.23	74.0	-21.01	Peak	204.00	150	Horizontal	Pass
5**	11670.150	43.58	0.23	54.0	-10.42	AV	204.00	150	Horizontal	Pass
6	15849.075	55.84	1.34	74.0	-18.16	Peak	84.00	150	Horizontal	Pass
6**	15849.075	47.74	1.34	54.0	-6.26	AV	84.00	150	Horizontal	Pass

11a, U-NII-2C, 1 GHz to 18 GHz, Low Channel, ANT V

No.	Frequency (MHz)	Results (dBuV/m)	Factor (dB)	Limit (dBuV/m)	Over Limit (dB)	Detector	Table (Degree)	Height (cm)	Antenna	Verdict
1	1161.800	37.15	-18.03	74.0	-36.85	Peak	105.00	150	Vertical	Pass
1**	1161.800	27.82	-18.03	54.0	-26.18	AV	105.00	150	Vertical	Pass
2	2792.300	43.80	-10.72	74.0	-30.20	Peak	306.00	150	Vertical	Pass
2**	2792.300	35.11	-10.72	54.0	-18.89	AV	306.00	150	Vertical	Pass
3	4802.200	52.30	-2.61	74.0	-21.70	Peak	191.00	150	Vertical	Pass
3**	4802.200	42.74	-2.61	54.0	-11.26	AV	191.00	150	Vertical	Pass
4	5499.800	99.73	-2.12	--	--	Peak	284.00	150	Vertical	N/A
4**	5499.800	91.08	-2.12	--	--	AV	284.00	150	Vertical	N/A
5	11946.724	53.68	1.49	74.0	-20.32	Peak	244.00	150	Vertical	Pass
5**	11946.724	43.82	1.49	54.0	-10.18	AV	244.00	150	Vertical	Pass
6	15825.713	56.15	1.62	74.0	-17.85	Peak	134.00	150	Vertical	Pass
6**	15825.713	46.65	1.62	54.0	-7.35	AV	134.00	150	Vertical	Pass

11a, U-NII-2C, 1 GHz to 18 GHz, Middle Channel, ANT H

No.	Frequency (MHz)	Results (dBuV/m)	Factor (dB)	Limit (dBuV/m)	Over Limit (dB)	Detector	Table (Degree)	Height (cm)	Antenna	Verdict
1	1108.900	35.97	-18.53	74.0	-38.03	Peak	0.00	150	Horizontal	Pass
1**	1108.900	26.95	-18.53	54.0	-27.05	AV	0.00	150	Horizontal	Pass
2	2812.900	43.58	-10.07	74.0	-30.42	Peak	360.00	150	Horizontal	Pass
2**	2812.900	35.27	-10.07	54.0	-18.73	AV	360.00	150	Horizontal	Pass
3	5005.200	52.02	-3.04	74.0	-21.98	Peak	75.00	150	Horizontal	Pass
3**	5005.200	42.87	-3.04	54.0	-11.13	AV	75.00	150	Horizontal	Pass
4	5582.600	109.52	-2.34	--	--	Peak	150.00	150	Horizontal	N/A
4**	5582.600	102.17	-2.34	--	--	AV	150.00	150	Horizontal	N/A
5	11674.463	53.59	0.26	74.0	-20.41	Peak	328.00	150	Horizontal	Pass
5**	11674.463	43.38	0.26	54.0	-10.62	AV	328.00	150	Horizontal	Pass
6	15831.487	56.37	1.48	74.0	-17.63	Peak	202.00	150	Horizontal	Pass
6**	15831.487	46.92	1.48	54.0	-7.08	AV	202.00	150	Horizontal	Pass

11a, U-NII-2C, 1 GHz to 18 GHz, Middle Channel, ANT V

No.	Frequency (MHz)	Results (dBuV/m)	Factor (dB)	Limit (dBuV/m)	Over Limit (dB)	Detector	Table (Degree)	Height (cm)	Antenna	Verdict
1	1164.500	37.37	-18.08	74.0	-36.63	Peak	160.00	150	Vertical	Pass
1**	1164.500	28.00	-18.08	54.0	-26.00	AV	160.00	150	Vertical	Pass
2	2768.700	43.83	-10.65	74.0	-30.17	Peak	122.00	150	Vertical	Pass
2**	2768.700	35.16	-10.65	54.0	-18.84	AV	122.00	150	Vertical	Pass
3	4779.200	52.41	-2.89	74.0	-21.59	Peak	188.00	150	Vertical	Pass
3**	4779.200	42.19	-2.89	54.0	-11.81	AV	188.00	150	Vertical	Pass
4	5578.800	98.73	-2.16	--	--	Peak	265.00	150	Vertical	N/A
4**	5578.800	92.02	-2.16	--	--	AV	265.00	150	Vertical	N/A
5	11926.887	52.91	1.53	74.0	-21.09	Peak	34.00	150	Vertical	Pass
5**	11926.887	44.18	1.53	54.0	-9.82	AV	34.00	150	Vertical	Pass
6	15843.037	56.20	1.40	74.0	-17.80	Peak	68.00	150	Vertical	Pass
6**	15843.037	47.75	1.40	54.0	-6.25	AV	68.00	150	Vertical	Pass

11a, U-NII-2C, 1 GHz to 18 GHz, High Channel, ANT H

No.	Frequency (MHz)	Results (dBuV/m)	Factor (dB)	Limit (dBuV/m)	Over Limit (dB)	Detector	Table (Degree)	Height (cm)	Antenna	Verdict
1	1132.600	35.94	-18.36	74.0	-38.06	Peak	252.00	150	Horizontal	Pass
1**	1132.600	27.08	-18.36	54.0	-26.92	AV	252.00	150	Horizontal	Pass
2	2802.300	43.77	-10.47	74.0	-30.23	Peak	270.00	150	Horizontal	Pass
2**	2802.300	34.51	-10.47	54.0	-19.49	AV	270.00	150	Horizontal	Pass
3	4840.600	51.61	-3.41	74.0	-22.39	Peak	360.00	150	Horizontal	Pass
3**	4840.600	41.99	-3.41	54.0	-12.01	AV	360.00	150	Horizontal	Pass
4	5701.600	108.87	-2.11	--	--	Peak	153.00	150	Horizontal	N/A
4**	5701.600	101.53	-2.11	--	--	AV	153.00	150	Horizontal	N/A
5	11470.625	52.72	-0.16	74.0	-21.28	Peak	123.00	150	Horizontal	Pass
5**	11470.625	42.94	-0.16	54.0	-11.06	AV	123.00	150	Horizontal	Pass
6	15848.287	55.87	1.34	74.0	-18.13	Peak	0.00	150	Horizontal	Pass
6**	15848.287	47.02	1.34	54.0	-6.98	AV	0.00	150	Horizontal	Pass

11a, U-NII-2C, 1 GHz to 18 GHz, High Channel, ANT V

No.	Frequency (MHz)	Results (dBuV/m)	Factor (dB)	Limit (dBuV/m)	Over Limit (dB)	Detector	Table (Degree)	Height (cm)	Antenna	Verdict
1	1126.000	36.66	-18.47	74.0	-37.34	Peak	268.00	150	Vertical	Pass
1**	1126.000	26.71	-18.47	54.0	-27.29	AV	268.00	150	Vertical	Pass
2	2822.200	44.69	-10.24	74.0	-29.31	Peak	0.00	150	Vertical	Pass
2**	2822.200	34.96	-10.24	54.0	-19.04	AV	0.00	150	Vertical	Pass
3	4897.600	51.55	-2.94	74.0	-22.45	Peak	324.00	150	Vertical	Pass
3**	4897.600	43.42	-2.94	54.0	-10.58	AV	324.00	150	Vertical	Pass
4	5701.800	99.20	-2.12	--	--	Peak	57.00	150	Vertical	N/A
4**	5701.800	91.44	-2.12	--	--	AV	57.00	150	Vertical	N/A
5	11679.925	52.66	0.16	74.0	-21.34	Peak	243.00	150	Vertical	Pass
5**	11679.925	44.34	0.16	54.0	-9.66	AV	243.00	150	Vertical	Pass
6	15845.662	55.84	1.36	74.0	-18.16	Peak	360.00	150	Vertical	Pass
6**	15845.662	47.83	1.36	54.0	-6.17	AV	360.00	150	Vertical	Pass

11n20, U-NII-2C, 1 GHz to 18 GHz, Low Channel, ANT H

No.	Frequency (MHz)	Results (dBuV/m)	Factor (dB)	Limit (dBuV/m)	Over Limit (dB)	Detector	Table (Degree)	Height (cm)	Antenna	Verdict
1	1085.100	36.06	-18.58	74.0	-37.94	Peak	0.00	150	Horizontal	Pass
1**	1085.100	27.15	-18.58	54.0	-26.85	AV	0.00	150	Horizontal	Pass
2	2778.900	43.37	-10.43	74.0	-30.63	Peak	286.00	150	Horizontal	Pass
2**	2778.900	34.08	-10.43	54.0	-19.92	AV	286.00	150	Horizontal	Pass
3	4857.200	51.38	-3.27	74.0	-22.62	Peak	76.00	150	Horizontal	Pass
3**	4857.200	43.02	-3.27	54.0	-10.98	AV	76.00	150	Horizontal	Pass
4	5501.400	111.95	-2.18	--	--	Peak	154.00	150	Horizontal	N/A
4**	5501.400	104.17	-2.18	--	--	AV	154.00	150	Horizontal	N/A
5	11633.925	53.85	-0.21	74.0	-20.15	Peak	255.00	150	Horizontal	Pass
5**	11633.925	43.58	-0.21	54.0	-10.42	AV	255.00	150	Horizontal	Pass
6	15806.026	56.43	2.25	74.0	-17.57	Peak	48.00	150	Horizontal	Pass
6**	15806.026	46.24	2.25	54.0	-7.76	AV	48.00	150	Horizontal	Pass

11n20, U-NII-2C, 1 GHz to 18 GHz, Low Channel, ANT V

No.	Frequency (MHz)	Results (dBuV/m)	Factor (dB)	Limit (dBuV/m)	Over Limit (dB)	Detector	Table (Degree)	Height (cm)	Antenna	Verdict
1	1176.900	37.25	-18.09	74.0	-36.75	Peak	263.00	150	Vertical	Pass
1**	1176.900	28.61	-18.09	54.0	-25.39	AV	263.00	150	Vertical	Pass
2	2789.900	43.49	-10.59	74.0	-30.51	Peak	323.00	150	Vertical	Pass
2**	2789.900	35.14	-10.59	54.0	-18.86	AV	323.00	150	Vertical	Pass
3	4800.000	52.52	-2.55	74.0	-21.48	Peak	55.00	150	Vertical	Pass
3**	4800.000	43.51	-2.55	54.0	-10.49	AV	55.00	150	Vertical	Pass
4	5497.800	100.86	-2.02	--	--	Peak	273.00	150	Vertical	N/A
4**	5497.800	93.16	-2.02	--	--	AV	273.00	150	Vertical	N/A
5	11763.013	52.67	1.27	74.0	-21.33	Peak	171.00	150	Vertical	Pass
5**	11763.013	43.95	1.27	54.0	-10.05	AV	171.00	150	Vertical	Pass
6	15853.799	56.47	1.23	74.0	-17.53	Peak	140.00	150	Vertical	Pass
6**	15853.799	47.77	1.23	54.0	-6.23	AV	140.00	150	Vertical	Pass

11n20, U-NII-2C, 1 GHz to 18 GHz, Middle Channel, ANT H

No.	Frequency (MHz)	Results (dBuV/m)	Factor (dB)	Limit (dBuV/m)	Over Limit (dB)	Detector	Table (Degree)	Height (cm)	Antenna	Verdict
1	1120.600	36.58	-18.50	74.0	-37.42	Peak	18.00	150	Horizontal	Pass
1**	1120.600	26.97	-18.50	54.0	-27.03	AV	18.00	150	Horizontal	Pass
2	2817.100	44.39	-10.19	74.0	-29.61	Peak	279.00	150	Horizontal	Pass
2**	2817.100	34.36	-10.19	54.0	-19.64	AV	279.00	150	Horizontal	Pass
3	4920.400	52.11	-2.48	74.0	-21.89	Peak	38.00	150	Horizontal	Pass
3**	4920.400	43.81	-2.48	54.0	-10.19	AV	38.00	150	Horizontal	Pass
4	5577.400	112.35	-2.17	--	--	Peak	137.00	150	Horizontal	N/A
4**	5577.400	104.01	-2.17	--	--	AV	137.00	150	Horizontal	N/A
5	11429.800	51.95	-0.08	74.0	-22.05	Peak	360.00	150	Horizontal	Pass
5**	11429.800	42.88	-0.08	54.0	-11.12	AV	360.00	150	Horizontal	Pass
6	15762.450	55.58	0.94	74.0	-18.42	Peak	305.00	150	Horizontal	Pass
6**	15762.450	46.08	0.94	54.0	-7.92	AV	305.00	150	Horizontal	Pass

11n20, U-NII-2C, 1 GHz to 18 GHz, Middle Channel, ANT V

No.	Frequency (MHz)	Results (dBuV/m)	Factor (dB)	Limit (dBuV/m)	Over Limit (dB)	Detector	Table (Degree)	Height (cm)	Antenna	Verdict
1	1101.900	36.68	-18.61	74.0	-37.32	Peak	125.00	150	Vertical	Pass
1**	1101.900	27.06	-18.61	54.0	-26.94	AV	125.00	150	Vertical	Pass
2	2769.600	44.36	-10.60	74.0	-29.64	Peak	125.00	150	Vertical	Pass
2**	2769.600	34.47	-10.60	54.0	-19.53	AV	125.00	150	Vertical	Pass
3	4913.800	52.40	-2.26	74.0	-21.60	Peak	360.00	150	Vertical	Pass
3**	4913.800	43.20	-2.26	54.0	-10.80	AV	360.00	150	Vertical	Pass
4	5578.600	101.23	-2.15	--	--	Peak	58.00	150	Vertical	N/A
4**	5578.600	93.61	-2.15	--	--	AV	58.00	150	Vertical	N/A
5	11716.725	52.69	0.76	74.0	-21.31	Peak	341.00	150	Vertical	Pass
5**	11716.725	43.10	0.76	54.0	-10.90	AV	341.00	150	Vertical	Pass
6	15622.537	55.63	1.68	74.0	-18.37	Peak	347.00	150	Vertical	Pass
6**	15622.537	46.55	1.68	54.0	-7.45	AV	347.00	150	Vertical	Pass

11n20, U-NII-2C, 1 GHz to 18 GHz, High Channel, ANT H

No.	Frequency (MHz)	Results (dBuV/m)	Factor (dB)	Limit (dBuV/m)	Over Limit (dB)	Detector	Table (Degree)	Height (cm)	Antenna	Verdict
1	1134.000	36.90	-18.44	74.0	-37.10	Peak	88.00	150	Horizontal	Pass
1**	1134.000	27.77	-18.44	54.0	-26.23	AV	88.00	150	Horizontal	Pass
2	2781.200	43.71	-10.40	74.0	-30.29	Peak	28.00	150	Horizontal	Pass
2**	2781.200	34.69	-10.40	54.0	-19.31	AV	28.00	150	Horizontal	Pass
3	4854.000	52.14	-3.18	74.0	-21.86	Peak	223.00	150	Horizontal	Pass
3**	4854.000	42.73	-3.18	54.0	-11.27	AV	223.00	150	Horizontal	Pass
4	5701.200	110.99	-2.10	--	--	Peak	141.00	150	Horizontal	N/A
4**	5701.200	103.64	-2.10	--	--	AV	141.00	150	Horizontal	N/A
5	11707.237	52.97	0.52	74.0	-21.03	Peak	211.00	150	Horizontal	Pass
5**	11707.237	42.33	0.52	54.0	-11.67	AV	211.00	150	Horizontal	Pass
6	15860.625	56.27	0.91	74.0	-17.73	Peak	204.00	150	Horizontal	Pass
6**	15860.625	47.66	0.91	54.0	-6.34	AV	204.00	150	Horizontal	Pass

11n20, U-NII-2C, 1 GHz to 18 GHz, High Channel, ANT V

No.	Frequency (MHz)	Results (dBuV/m)	Factor (dB)	Limit (dBuV/m)	Over Limit (dB)	Detector	Table (Degree)	Height (cm)	Antenna	Verdict
1	1155.800	36.69	-18.07	74.0	-37.31	Peak	262.00	150	Vertical	Pass
1**	1155.800	28.72	-18.07	54.0	-25.28	AV	262.00	150	Vertical	Pass
2	2800.100	44.31	-10.56	74.0	-29.69	Peak	27.00	150	Vertical	Pass
2**	2800.100	34.61	-10.56	54.0	-19.39	AV	27.00	150	Vertical	Pass
3	4889.800	52.66	-3.18	74.0	-21.34	Peak	323.00	150	Vertical	Pass
3**	4889.800	42.79	-3.18	54.0	-11.21	AV	323.00	150	Vertical	Pass
4	5698.600	100.90	-2.05	--	--	Peak	59.00	150	Vertical	N/A
4**	5698.600	93.69	-2.05	--	--	AV	59.00	150	Vertical	N/A
5	11714.138	52.15	0.73	74.0	-21.85	Peak	320.00	150	Vertical	Pass
5**	11714.138	43.11	0.73	54.0	-10.89	AV	320.00	150	Vertical	Pass
6	16091.362	56.04	1.41	74.0	-17.96	Peak	69.00	150	Vertical	Pass
6**	16091.362	47.42	1.41	54.0	-6.58	AV	69.00	150	Vertical	Pass

11n40, U-NII-2C, 1 GHz to 18 GHz, Low Channel, ANT H

No.	Frequency (MHz)	Results (dBuV/m)	Factor (dB)	Limit (dBuV/m)	Over Limit (dB)	Detector	Table (Degree)	Height (cm)	Antenna	Verdict
1	1100.000	36.43	-18.57	74.0	-37.57	Peak	45.00	150	Horizontal	Pass
1**	1100.000	27.73	-18.57	54.0	-26.27	AV	45.00	150	Horizontal	Pass
2	2787.600	43.49	-10.53	74.0	-30.51	Peak	183.00	150	Horizontal	Pass
2**	2787.600	35.13	-10.53	54.0	-18.87	AV	183.00	150	Horizontal	Pass
3	4816.800	51.34	-3.20	74.0	-22.66	Peak	307.00	150	Horizontal	Pass
3**	4816.800	42.92	-3.20	54.0	-11.08	AV	307.00	150	Horizontal	Pass
4	5507.800	108.81	-2.47	--	--	Peak	145.00	150	Horizontal	N/A
4**	5507.800	101.18	-2.47	--	--	AV	145.00	150	Horizontal	N/A
5	11984.099	53.19	0.96	74.0	-20.81	Peak	99.00	150	Horizontal	Pass
5**	11984.099	44.02	0.96	54.0	-9.98	AV	99.00	150	Horizontal	Pass
6	15858.787	56.29	0.99	74.0	-17.71	Peak	94.00	150	Horizontal	Pass
6**	15858.787	46.50	0.99	54.0	-7.50	AV	94.00	150	Horizontal	Pass

11n40, U-NII-2C, 1 GHz to 18 GHz, Low Channel, ANT V

No.	Frequency (MHz)	Results (dBuV/m)	Factor (dB)	Limit (dBuV/m)	Over Limit (dB)	Detector	Table (Degree)	Height (cm)	Antenna	Verdict
1	1144.700	36.90	-18.24	74.0	-37.10	Peak	204.00	150	Vertical	Pass
1**	1144.700	27.43	-18.24	54.0	-26.57	AV	204.00	150	Vertical	Pass
2	2756.100	43.78	-10.72	74.0	-30.22	Peak	283.00	150	Vertical	Pass
2**	2756.100	34.60	-10.72	54.0	-19.40	AV	283.00	150	Vertical	Pass
3	4884.000	51.74	-3.35	74.0	-22.26	Peak	244.00	150	Vertical	Pass
3**	4884.000	42.91	-3.35	54.0	-11.09	AV	244.00	150	Vertical	Pass
4	5505.200	97.75	-2.31	--	--	Peak	286.00	150	Vertical	N/A
4**	5505.200	89.60	-2.31	--	--	AV	286.00	150	Vertical	N/A
5	11583.325	52.53	-0.32	74.0	-21.47	Peak	168.00	150	Vertical	Pass
5**	11583.325	42.79	-0.32	54.0	-11.21	AV	168.00	150	Vertical	Pass
6	15837.000	55.82	1.45	74.0	-18.18	Peak	257.00	150	Vertical	Pass
6**	15837.000	46.74	1.45	54.0	-7.26	AV	257.00	150	Vertical	Pass

11n40, U-NII-2C, 1 GHz to 18 GHz, Middle Channel, ANT H

No.	Frequency (MHz)	Results (dBuV/m)	Factor (dB)	Limit (dBuV/m)	Over Limit (dB)	Detector	Table (Degree)	Height (cm)	Antenna	Verdict
1	1111.500	36.20	-18.62	74.0	-37.80	Peak	139.00	150	Horizontal	Pass
1**	1111.500	27.92	-18.62	54.0	-26.08	AV	139.00	150	Horizontal	Pass
2	2771.200	43.86	-10.49	74.0	-30.14	Peak	199.00	150	Horizontal	Pass
2**	2771.200	35.29	-10.49	54.0	-18.71	AV	199.00	150	Horizontal	Pass
3	4781.200	51.16	-2.88	74.0	-22.84	Peak	42.00	150	Horizontal	Pass
3**	4781.200	42.24	-2.88	54.0	-11.76	AV	42.00	150	Horizontal	Pass
4	5591.600	109.27	-2.39	--	--	Peak	146.00	150	Horizontal	N/A
4**	5591.600	101.40	-2.39	--	--	AV	146.00	150	Horizontal	N/A
5	11940.112	53.67	1.68	74.0	-20.33	Peak	210.00	150	Horizontal	Pass
5**	11940.112	45.11	1.68	54.0	-8.89	AV	210.00	150	Horizontal	Pass
6	15644.588	56.83	1.25	74.0	-17.17	Peak	21.00	150	Horizontal	Pass
6**	15644.588	46.65	1.25	54.0	-7.35	AV	21.00	150	Horizontal	Pass

11n40, U-NII-2C, 1 GHz to 18 GHz, Middle Channel, ANT V

No.	Frequency (MHz)	Results (dBuV/m)	Factor (dB)	Limit (dBuV/m)	Over Limit (dB)	Detector	Table (Degree)	Height (cm)	Antenna	Verdict
1	1113.300	36.30	-18.57	74.0	-37.70	Peak	5.00	150	Vertical	Pass
1**	1113.300	27.98	-18.57	54.0	-26.02	AV	5.00	150	Vertical	Pass
2	2778.900	44.24	-10.43	74.0	-29.76	Peak	45.00	150	Vertical	Pass
2**	2778.900	35.30	-10.43	54.0	-18.70	AV	45.00	150	Vertical	Pass
3	4928.200	51.80	-2.87	74.0	-22.20	Peak	19.00	150	Vertical	Pass
3**	4928.200	42.47	-2.87	54.0	-11.53	AV	19.00	150	Vertical	Pass
4	5594.000	98.38	-2.45	--	--	Peak	19.00	150	Vertical	N/A
4**	5594.000	90.57	-2.45	--	--	AV	19.00	150	Vertical	N/A
5	11678.775	53.10	0.19	74.0	-20.90	Peak	319.00	150	Vertical	Pass
5**	11678.775	42.94	0.19	54.0	-11.06	AV	319.00	150	Vertical	Pass
6	15823.350	56.08	1.72	74.0	-17.92	Peak	90.00	150	Vertical	Pass
6**	15823.350	46.57	1.72	54.0	-7.43	AV	90.00	150	Vertical	Pass

11n40, U-NII-2C, 1 GHz to 18 GHz, High Channel, ANT H

No.	Frequency (MHz)	Results (dBuV/m)	Factor (dB)	Limit (dBuV/m)	Over Limit (dB)	Detector	Table (Degree)	Height (cm)	Antenna	Verdict
1	1156.200	37.06	-18.08	74.0	-36.94	Peak	119.00	150	Horizontal	Pass
1**	1156.200	28.39	-18.08	54.0	-25.61	AV	119.00	150	Horizontal	Pass
2	2811.100	43.83	-10.18	74.0	-30.17	Peak	321.00	150	Horizontal	Pass
2**	2811.100	34.83	-10.18	54.0	-19.17	AV	321.00	150	Horizontal	Pass
3	4787.200	51.78	-2.75	74.0	-22.22	Peak	106.00	150	Horizontal	Pass
3**	4787.200	42.37	-2.75	54.0	-11.63	AV	106.00	150	Horizontal	Pass
4	5664.400	108.58	-2.36	--	--	Peak	148.00	150	Horizontal	N/A
4**	5664.400	100.33	-2.36	--	--	AV	148.00	150	Horizontal	N/A
5	11980.937	53.19	0.88	74.0	-20.81	Peak	340.00	150	Horizontal	Pass
5**	11980.937	43.56	0.88	54.0	-10.44	AV	340.00	150	Horizontal	Pass
6	15851.963	56.38	1.28	74.0	-17.62	Peak	111.00	150	Horizontal	Pass
6**	15851.963	46.79	1.28	54.0	-7.21	AV	111.00	150	Horizontal	Pass

11n40, U-NII-2C, 1 GHz to 18 GHz, High Channel, ANT V

No.	Frequency (MHz)	Results (dBuV/m)	Factor (dB)	Limit (dBuV/m)	Over Limit (dB)	Detector	Table (Degree)	Height (cm)	Antenna	Verdict
1	1084.900	36.46	-18.57	74.0	-37.54	Peak	237.00	150	Vertical	Pass
1**	1084.900	26.91	-18.57	54.0	-27.09	AV	237.00	150	Vertical	Pass
2	2770.400	44.40	-10.54	74.0	-29.60	Peak	360.00	150	Vertical	Pass
2**	2770.400	34.20	-10.54	54.0	-19.80	AV	360.00	150	Vertical	Pass
3	4797.200	52.83	-2.63	74.0	-21.17	Peak	188.00	150	Vertical	Pass
3**	4797.200	42.37	-2.63	54.0	-11.63	AV	188.00	150	Vertical	Pass
4	5672.800	98.27	-2.34	--	--	Peak	270.00	150	Vertical	N/A
4**	5672.800	90.35	-2.34	--	--	AV	270.00	150	Vertical	N/A
5	11771.350	53.05	1.28	74.0	-20.95	Peak	276.00	150	Vertical	Pass
5**	11771.350	43.02	1.28	54.0	-10.98	AV	276.00	150	Vertical	Pass
6	15502.838	55.91	1.23	74.0	-18.09	Peak	89.00	150	Vertical	Pass
6**	15502.838	46.96	1.23	54.0	-7.04	AV	89.00	150	Vertical	Pass

11ac20, U-NII-2C, 1 GHz to 18 GHz, Low Channel, ANT H

No.	Frequency (MHz)	Results (dBuV/m)	Factor (dB)	Limit (dBuV/m)	Over Limit (dB)	Detector	Table (Degree)	Height (cm)	Antenna	Verdict
1	1545.300	38.78	-17.49	74.0	-35.22	Peak	276.00	150	Horizontal	Pass
1**	1545.300	28.89	-17.49	54.0	-25.11	AV	276.00	150	Horizontal	Pass
2	2785.300	44.48	-10.50	74.0	-29.52	Peak	284.00	150	Horizontal	Pass
2**	2785.300	35.05	-10.50	54.0	-18.95	AV	284.00	150	Horizontal	Pass
3	3892.000	49.10	-5.62	74.0	-24.90	Peak	70.00	150	Horizontal	Pass
3**	3892.000	38.72	-5.62	54.0	-15.28	AV	70.00	150	Horizontal	Pass
4	5502.000	111.45	-2.20	--	--	Peak	145.00	150	Horizontal	N/A
4**	5502.000	103.89	-2.20	--	--	AV	145.00	150	Horizontal	N/A
5	11778.250	52.48	1.25	74.0	-21.52	Peak	184.00	150	Horizontal	Pass
5**	11778.250	42.57	1.25	54.0	-11.43	AV	184.00	150	Horizontal	Pass
6	15856.425	56.27	1.12	74.0	-17.73	Peak	16.00	150	Horizontal	Pass
6**	15856.425	48.81	1.12	54.0	-5.19	AV	16.00	150	Horizontal	Pass

11ac20, U-NII-2C, 1 GHz to 18 GHz, Low Channel, ANT V

No.	Frequency (MHz)	Results (dBuV/m)	Factor (dB)	Limit (dBuV/m)	Over Limit (dB)	Detector	Table (Degree)	Height (cm)	Antenna	Verdict
1	1558.500	38.26	-17.56	74.0	-35.74	Peak	155.00	150	Vertical	Pass
1**	1558.500	29.44	-17.56	54.0	-24.56	AV	155.00	150	Vertical	Pass
2	2842.100	44.25	-10.26	74.0	-29.75	Peak	27.00	150	Vertical	Pass
2**	2842.100	34.92	-10.26	54.0	-19.08	AV	27.00	150	Vertical	Pass
3	3951.000	48.65	-4.76	74.0	-25.35	Peak	323.00	150	Vertical	Pass
3**	3951.000	39.44	-4.76	54.0	-14.56	AV	323.00	150	Vertical	Pass
4	5498.600	100.58	-2.06	--	--	Peak	46.00	150	Vertical	N/A
4**	5498.600	93.57	-2.06	--	--	AV	46.00	150	Vertical	N/A
5	11621.562	53.14	-0.06	74.0	-20.86	Peak	30.00	150	Vertical	Pass
5**	11621.562	43.71	-0.06	54.0	-10.29	AV	30.00	150	Vertical	Pass
6	15503.625	55.92	1.25	74.0	-18.08	Peak	201.00	150	Vertical	Pass
6**	15503.625	45.98	1.25	54.0	-8.02	AV	201.00	150	Vertical	Pass

11ac20, U-NII-2C, 1 GHz to 18 GHz, Middle Channel, ANT H

No.	Frequency (MHz)	Results (dBuV/m)	Factor (dB)	Limit (dBuV/m)	Over Limit (dB)	Detector	Table (Degree)	Height (cm)	Antenna	Verdict
1	1556.200	38.83	-17.50	74.0	-35.17	Peak	316.00	150	Horizontal	Pass
1**	1556.200	29.40	-17.50	54.0	-24.60	AV	316.00	150	Horizontal	Pass
2	2772.400	44.11	-10.49	74.0	-29.89	Peak	202.00	150	Horizontal	Pass
2**	2772.400	34.18	-10.49	54.0	-19.82	AV	202.00	150	Horizontal	Pass
3	4082.800	49.46	-5.35	74.0	-24.54	Peak	305.00	150	Horizontal	Pass
3**	4082.800	39.66	-5.35	54.0	-14.34	AV	305.00	150	Horizontal	Pass
4	5582.000	112.39	-2.31	--	--	Peak	143.00	150	Horizontal	N/A
4**	5582.000	104.49	-2.31	--	--	AV	143.00	150	Horizontal	N/A
5	11992.724	53.74	1.18	74.0	-20.26	Peak	112.00	150	Horizontal	Pass
5**	11992.724	44.17	1.18	54.0	-9.83	AV	112.00	150	Horizontal	Pass
6	15631.988	55.49	1.64	74.0	-18.51	Peak	56.00	150	Horizontal	Pass
6**	15631.988	46.22	1.64	54.0	-7.78	AV	56.00	150	Horizontal	Pass

11ac20, U-NII-2C, 1 GHz to 18 GHz, Middle Channel, ANT V

No.	Frequency (MHz)	Results (dBuV/m)	Factor (dB)	Limit (dBuV/m)	Over Limit (dB)	Detector	Table (Degree)	Height (cm)	Antenna	Verdict
1	1518.400	38.69	-17.64	74.0	-35.31	Peak	101.00	150	Vertical	Pass
1**	1518.400	29.14	-17.64	54.0	-24.86	AV	101.00	150	Vertical	Pass
2	2741.700	44.37	-10.91	74.0	-29.63	Peak	356.00	150	Vertical	Pass
2**	2741.700	34.87	-10.91	54.0	-19.13	AV	356.00	150	Vertical	Pass
3	3961.000	48.86	-4.80	74.0	-25.14	Peak	57.00	150	Vertical	Pass
3**	3961.000	40.11	-4.80	54.0	-13.89	AV	57.00	150	Vertical	Pass
4	5578.800	101.31	-2.16	--	--	Peak	69.00	150	Vertical	N/A
4**	5578.800	93.81	-2.16	--	--	AV	69.00	150	Vertical	N/A
5	11951.037	53.53	1.35	74.0	-20.47	Peak	120.00	150	Vertical	Pass
5**	11951.037	43.70	1.35	54.0	-10.30	AV	120.00	150	Vertical	Pass
6	15840.412	56.68	1.44	74.0	-17.32	Peak	259.00	150	Vertical	Pass
6**	15840.412	47.34	1.44	54.0	-6.66	AV	259.00	150	Vertical	Pass

11ac20, U-NII-2C, 1 GHz to 18 GHz, High Channel, ANT H

No.	Frequency (MHz)	Results (dBuV/m)	Factor (dB)	Limit (dBuV/m)	Over Limit (dB)	Detector	Table (Degree)	Height (cm)	Antenna	Verdict
1	1535.000	38.18	-17.48	74.0	-35.82	Peak	24.00	150	Horizontal	Pass
1**	1535.000	29.02	-17.48	54.0	-24.98	AV	24.00	150	Horizontal	Pass
2	2771.300	44.00	-10.49	74.0	-30.00	Peak	340.00	150	Horizontal	Pass
2**	2771.300	35.00	-10.49	54.0	-19.00	AV	340.00	150	Horizontal	Pass
3	3999.800	48.54	-5.37	74.0	-25.46	Peak	322.00	150	Horizontal	Pass
3**	3999.800	38.82	-5.37	54.0	-15.18	AV	322.00	150	Horizontal	Pass
4	5698.600	111.26	-2.05	--	--	Peak	148.00	150	Horizontal	N/A
4**	5698.600	104.15	-2.05	--	--	AV	148.00	150	Horizontal	N/A
5	11925.737	54.16	1.52	74.0	-19.84	Peak	51.00	150	Horizontal	Pass
5**	11925.737	43.68	1.52	54.0	-10.32	AV	51.00	150	Horizontal	Pass
6	15850.651	56.34	1.31	74.0	-17.66	Peak	347.00	150	Horizontal	Pass
6**	15850.651	47.56	1.31	54.0	-6.44	AV	347.00	150	Horizontal	Pass

11ac20, U-NII-2C, 1 GHz to 18 GHz, High Channel, ANT V

No.	Frequency (MHz)	Results (dBuV/m)	Factor (dB)	Limit (dBuV/m)	Over Limit (dB)	Detector	Table (Degree)	Height (cm)	Antenna	Verdict
1	1547.400	39.07	-17.55	74.0	-34.93	Peak	59.00	150	Vertical	Pass
1**	1547.400	28.61	-17.55	54.0	-25.39	AV	59.00	150	Vertical	Pass
2	2846.900	44.84	-10.31	74.0	-29.16	Peak	234.00	150	Vertical	Pass
2**	2846.900	35.50	-10.31	54.0	-18.50	AV	234.00	150	Vertical	Pass
3	3834.000	48.49	-4.92	74.0	-25.51	Peak	291.00	150	Vertical	Pass
3**	3834.000	38.64	-4.92	54.0	-15.36	AV	291.00	150	Vertical	Pass
4	5698.600	101.60	-2.05	--	--	Peak	57.00	150	Vertical	N/A
4**	5698.600	94.19	-2.05	--	--	AV	57.00	150	Vertical	N/A
5	11927.463	53.24	1.54	74.0	-20.76	Peak	101.00	150	Vertical	Pass
5**	11927.463	44.80	1.54	54.0	-9.20	AV	101.00	150	Vertical	Pass
6	15600.224	55.63	1.03	74.0	-18.37	Peak	43.00	150	Vertical	Pass
6**	15600.224	45.54	1.03	54.0	-8.46	AV	43.00	150	Vertical	Pass

11ac40, U-NII-2C, 1 GHz to 18 GHz, Low Channel, ANT H

No.	Frequency (MHz)	Results (dBuV/m)	Factor (dB)	Limit (dBuV/m)	Over Limit (dB)	Detector	Table (Degree)	Height (cm)	Antenna	Verdict
1	1481.100	38.34	-17.59	74.0	-35.66	Peak	242.00	150	Horizontal	Pass
1**	1481.100	29.13	-17.59	54.0	-24.87	AV	242.00	150	Horizontal	Pass
2	2821.800	44.62	-10.23	74.0	-29.38	Peak	79.00	150	Horizontal	Pass
2**	2821.800	34.19	-10.23	54.0	-19.81	AV	79.00	150	Horizontal	Pass
3	4021.400	48.69	-5.09	74.0	-25.31	Peak	275.00	150	Horizontal	Pass
3**	4021.400	39.73	-5.09	54.0	-14.27	AV	275.00	150	Horizontal	Pass
4	5507.600	108.70	-2.45	--	--	Peak	149.00	150	Horizontal	N/A
4**	5507.600	101.48	-2.45	--	--	AV	149.00	150	Horizontal	N/A
5	11965.987	53.23	0.85	74.0	-20.77	Peak	75.00	150	Horizontal	Pass
5**	11965.987	43.60	0.85	54.0	-10.40	AV	75.00	150	Horizontal	Pass
6	15835.950	56.66	1.45	74.0	-17.34	Peak	117.00	150	Horizontal	Pass
6**	15835.950	47.36	1.45	54.0	-6.64	AV	117.00	150	Horizontal	Pass

11ac40, U-NII-2C, 1 GHz to 18 GHz, Low Channel, ANT V

No.	Frequency (MHz)	Results (dBuV/m)	Factor (dB)	Limit (dBuV/m)	Over Limit (dB)	Detector	Table (Degree)	Height (cm)	Antenna	Verdict
1	1528.000	38.36	-17.45	74.0	-35.64	Peak	223.00	150	Vertical	Pass
1**	1528.000	28.54	-17.45	54.0	-25.46	AV	223.00	150	Vertical	Pass
2	2739.000	44.08	-10.85	74.0	-29.92	Peak	247.00	150	Vertical	Pass
2**	2739.000	34.73	-10.85	54.0	-19.27	AV	247.00	150	Vertical	Pass
3	4040.400	49.63	-4.82	74.0	-24.37	Peak	146.00	150	Vertical	Pass
3**	4040.400	39.42	-4.82	54.0	-14.58	AV	146.00	150	Vertical	Pass
4	5508.000	97.45	-2.48	--	--	Peak	270.00	150	Vertical	N/A
4**	5508.000	90.14	-2.48	--	--	AV	270.00	150	Vertical	N/A
5	11647.725	52.79	-0.18	74.0	-21.21	Peak	346.00	150	Vertical	Pass
5**	11647.725	44.11	-0.18	54.0	-9.89	AV	346.00	150	Vertical	Pass
6	15845.662	57.08	1.36	74.0	-16.92	Peak	177.00	150	Vertical	Pass
6**	15845.662	46.89	1.36	54.0	-7.11	AV	177.00	150	Vertical	Pass

11ac40, U-NII-2C, 1 GHz to 18 GHz, Middle Channel, ANT H

No.	Frequency (MHz)	Results (dBuV/m)	Factor (dB)	Limit (dBuV/m)	Over Limit (dB)	Detector	Table (Degree)	Height (cm)	Antenna	Verdict
1	1554.000	37.68	-17.53	74.0	-36.32	Peak	55.00	150	Horizontal	Pass
1**	1554.000	29.77	-17.53	54.0	-24.23	AV	55.00	150	Horizontal	Pass
2	2836.700	44.02	-10.39	74.0	-29.98	Peak	360.00	150	Horizontal	Pass
2**	2836.700	34.45	-10.39	54.0	-19.55	AV	360.00	150	Horizontal	Pass
3	3994.800	49.54	-5.37	74.0	-24.46	Peak	59.00	150	Horizontal	Pass
3**	3994.800	40.01	-5.37	54.0	-13.99	AV	59.00	150	Horizontal	Pass
4	5591.600	109.60	-2.39	--	--	Peak	146.00	150	Horizontal	N/A
4**	5591.600	102.37	-2.39	--	--	AV	146.00	150	Horizontal	N/A
5	11936.088	53.01	1.69	74.0	-20.99	Peak	144.00	150	Horizontal	Pass
5**	11936.088	44.57	1.69	54.0	-9.43	AV	144.00	150	Horizontal	Pass
6	15633.299	55.58	1.60	74.0	-18.42	Peak	326.00	150	Horizontal	Pass
6**	15633.299	46.61	1.60	54.0	-7.39	AV	326.00	150	Horizontal	Pass

11ac40, U-NII-2C, 1 GHz to 18 GHz, Middle Channel, ANT V

No.	Frequency (MHz)	Results (dBuV/m)	Factor (dB)	Limit (dBuV/m)	Over Limit (dB)	Detector	Table (Degree)	Height (cm)	Antenna	Verdict
1	1537.700	38.61	-17.48	74.0	-35.39	Peak	321.00	150	Vertical	Pass
1**	1537.700	29.53	-17.48	54.0	-24.47	AV	321.00	150	Vertical	Pass
2	2823.500	43.82	-10.29	74.0	-30.18	Peak	198.00	150	Vertical	Pass
2**	2823.500	35.71	-10.29	54.0	-18.29	AV	198.00	150	Vertical	Pass
3	4034.400	49.41	-4.98	74.0	-24.59	Peak	134.00	150	Vertical	Pass
3**	4034.400	39.62	-4.98	54.0	-14.38	AV	134.00	150	Vertical	Pass
4	5592.000	98.01	-2.41	--	--	Peak	270.00	150	Vertical	N/A
4**	5592.000	90.99	-2.41	--	--	AV	270.00	150	Vertical	N/A
5	11938.675	53.49	1.69	74.0	-20.51	Peak	0.00	150	Vertical	Pass
5**	11938.675	45.53	1.69	54.0	-8.47	AV	0.00	150	Vertical	Pass
6	15845.401	56.23	1.37	74.0	-17.77	Peak	78.00	150	Vertical	Pass
6**	15845.401	47.09	1.37	54.0	-6.91	AV	78.00	150	Vertical	Pass

11ac40, U-NII-2C, 1 GHz to 18 GHz, High Channel, ANT H

No.	Frequency (MHz)	Results (dBuV/m)	Factor (dB)	Limit (dBuV/m)	Over Limit (dB)	Detector	Table (Degree)	Height (cm)	Antenna	Verdict
1	1559.000	38.27	-17.58	74.0	-35.73	Peak	220.00	150	Horizontal	Pass
1**	1559.000	28.91	-17.58	54.0	-25.09	AV	220.00	150	Horizontal	Pass
2	2829.600	44.03	-10.36	74.0	-29.97	Peak	78.00	150	Horizontal	Pass
2**	2829.600	35.32	-10.36	54.0	-18.68	AV	78.00	150	Horizontal	Pass
3	4096.400	49.67	-5.69	74.0	-24.33	Peak	33.00	150	Horizontal	Pass
3**	4096.400	38.51	-5.69	54.0	-15.49	AV	33.00	150	Horizontal	Pass
4	5667.000	108.39	-2.36	--	--	Peak	135.00	150	Horizontal	N/A
4**	5667.000	101.61	-2.36	--	--	AV	135.00	150	Horizontal	N/A
5	11837.763	53.33	1.14	74.0	-20.67	Peak	274.00	150	Horizontal	Pass
5**	11837.763	43.58	1.14	54.0	-10.42	AV	274.00	150	Horizontal	Pass
6	15850.387	56.18	1.32	74.0	-17.82	Peak	290.00	150	Horizontal	Pass
6**	15850.387	47.41	1.32	54.0	-6.59	AV	290.00	150	Horizontal	Pass

11ac40, U-NII-2C, 1 GHz to 18 GHz, High Channel, ANT V

No.	Frequency (MHz)	Results (dBuV/m)	Factor (dB)	Limit (dBuV/m)	Over Limit (dB)	Detector	Table (Degree)	Height (cm)	Antenna	Verdict
1	1504.900	38.09	-17.61	74.0	-35.91	Peak	110.00	150	Vertical	Pass
1**	1504.900	29.15	-17.61	54.0	-24.85	AV	110.00	150	Vertical	Pass
2	2817.200	44.64	-10.20	74.0	-29.36	Peak	0.00	150	Vertical	Pass
2**	2817.200	34.70	-10.20	54.0	-19.30	AV	0.00	150	Vertical	Pass
3	4059.000	48.62	-4.89	74.0	-25.38	Peak	360.00	150	Vertical	Pass
3**	4059.000	40.77	-4.89	54.0	-13.23	AV	360.00	150	Vertical	Pass
4	5668.200	98.32	-2.40	--	--	Peak	100.00	150	Vertical	N/A
4**	5668.200	91.60	-2.40	--	--	AV	100.00	150	Vertical	N/A
5	11606.612	52.64	-0.02	74.0	-21.36	Peak	236.00	150	Vertical	Pass
5**	11606.612	43.31	-0.02	54.0	-10.69	AV	236.00	150	Vertical	Pass
6	15509.662	56.74	1.43	74.0	-17.26	Peak	0.00	150	Vertical	Pass
6**	15509.662	47.02	1.43	54.0	-6.98	AV	0.00	150	Vertical	Pass

11ac80, U-NII-2C, 1 GHz to 18 GHz, Low Channel, ANT H

No.	Frequency (MHz)	Results (dBuV/m)	Factor (dB)	Limit (dBuV/m)	Over Limit (dB)	Detector	Table (Degree)	Height (cm)	Antenna	Verdict
1	1526.700	38.29	-17.61	74.0	-35.71	Peak	328.00	150	Horizontal	Pass
1**	1526.700	28.50	-17.61	54.0	-25.50	AV	328.00	150	Horizontal	Pass
2	2788.600	44.17	-10.57	74.0	-29.83	Peak	265.00	150	Horizontal	Pass
2**	2788.600	35.43	-10.57	54.0	-18.57	AV	265.00	150	Horizontal	Pass
3	4106.800	49.80	-5.67	74.0	-24.20	Peak	299.00	150	Horizontal	Pass
3**	4106.800	39.25	-5.67	54.0	-14.75	AV	299.00	150	Horizontal	Pass
4	5543.400	106.89	-1.94	--	--	Peak	134.00	150	Horizontal	N/A
4**	5543.400	98.47	-1.94	--	--	AV	134.00	150	Horizontal	N/A
5	11931.487	53.21	1.60	74.0	-20.79	Peak	325.00	150	Horizontal	Pass
5**	11931.487	43.91	1.60	54.0	-10.09	AV	325.00	150	Horizontal	Pass
6	15631.988	56.38	1.64	74.0	-17.62	Peak	224.00	150	Horizontal	Pass
6**	15631.988	47.59	1.64	54.0	-6.41	AV	224.00	150	Horizontal	Pass

11ac80, U-NII-2C, 1 GHz to 18 GHz, Low Channel, ANT V

No.	Frequency (MHz)	Results (dBuV/m)	Factor (dB)	Limit (dBuV/m)	Over Limit (dB)	Detector	Table (Degree)	Height (cm)	Antenna	Verdict
1	1484.600	38.07	-17.55	74.0	-35.93	Peak	156.00	150	Vertical	Pass
1**	1484.600	28.80	-17.55	54.0	-25.20	AV	156.00	150	Vertical	Pass
2	2811.100	43.99	-10.18	74.0	-30.01	Peak	314.00	150	Vertical	Pass
2**	2811.100	34.85	-10.18	54.0	-19.15	AV	314.00	150	Vertical	Pass
3	4149.800	49.12	-4.99	74.0	-24.88	Peak	87.00	150	Vertical	Pass
3**	4149.800	39.58	-4.99	54.0	-14.42	AV	87.00	150	Vertical	Pass
4	5543.200	95.92	-1.94	--	--	Peak	87.00	150	Vertical	N/A
4**	5543.200	87.92	-1.94	--	--	AV	87.00	150	Vertical	N/A
5	11569.237	52.16	-0.40	74.0	-21.84	Peak	13.00	150	Vertical	Pass
5**	11569.237	43.10	-0.40	54.0	-10.90	AV	13.00	150	Vertical	Pass
6	15828.076	56.00	1.55	74.0	-18.00	Peak	124.00	150	Vertical	Pass
6**	15828.076	46.72	1.55	54.0	-7.28	AV	124.00	150	Vertical	Pass

11ac80, U-NII-2C, 1 GHz to 18 GHz, High Channel, ANT H

No.	Frequency (MHz)	Results (dBuV/m)	Factor (dB)	Limit (dBuV/m)	Over Limit (dB)	Detector	Table (Degree)	Height (cm)	Antenna	Verdict
1	1527.100	38.57	-17.56	74.0	-35.43	Peak	0.00	150	Horizontal	Pass
1**	1527.100	28.64	-17.56	54.0	-25.36	AV	0.00	150	Horizontal	Pass
2	2755.600	43.66	-10.73	74.0	-30.34	Peak	354.00	150	Horizontal	Pass
2**	2755.600	35.48	-10.73	54.0	-18.52	AV	354.00	150	Horizontal	Pass
3	3954.400	48.90	-4.72	74.0	-25.10	Peak	355.00	150	Horizontal	Pass
3**	3954.400	39.23	-4.72	54.0	-14.77	AV	355.00	150	Horizontal	Pass
4	5591.000	106.66	-2.35	--	--	Peak	148.00	150	Horizontal	N/A
4**	5591.000	98.64	-2.35	--	--	AV	148.00	150	Horizontal	N/A
5	12006.525	53.12	1.26	74.0	-20.88	Peak	93.00	150	Horizontal	Pass
5**	12006.525	44.40	1.26	54.0	-9.60	AV	93.00	150	Horizontal	Pass
6	15581.062	55.23	1.38	74.0	-18.77	Peak	317.00	150	Horizontal	Pass
6**	15581.062	45.24	1.38	54.0	-8.76	AV	317.00	150	Horizontal	Pass

11ac80, U-NII-2C, 1 GHz to 18 GHz, High Channel, ANT V

No.	Frequency (MHz)	Results (dBuV/m)	Factor (dB)	Limit (dBuV/m)	Over Limit (dB)	Detector	Table (Degree)	Height (cm)	Antenna	Verdict
1	1563.600	38.36	-17.52	74.0	-35.64	Peak	360.00	150	Vertical	Pass
1**	1563.600	29.21	-17.52	54.0	-24.79	AV	360.00	150	Vertical	Pass
2	2848.200	44.37	-10.27	74.0	-29.63	Peak	0.00	150	Vertical	Pass
2**	2848.200	34.82	-10.27	54.0	-19.18	AV	0.00	150	Vertical	Pass
3	4143.000	49.77	-4.88	74.0	-24.23	Peak	73.00	150	Vertical	Pass
3**	4143.000	39.35	-4.88	54.0	-14.65	AV	73.00	150	Vertical	Pass
4	5612.200	95.67	-2.53	--	--	Peak	60.00	150	Vertical	N/A
4**	5612.200	88.23	-2.53	--	--	AV	60.00	150	Vertical	N/A
5	11943.276	53.38	1.59	74.0	-20.62	Peak	57.00	150	Vertical	Pass
5**	11943.276	43.45	1.59	54.0	-10.55	AV	57.00	150	Vertical	Pass
6	15824.925	55.82	1.64	74.0	-18.18	Peak	333.00	150	Vertical	Pass
6**	15824.925	46.57	1.64	54.0	-7.43	AV	333.00	150	Vertical	Pass

11a, U-NII-3, 1 GHz to 18 GHz, Low Channel, ANT H

No.	Frequency (MHz)	Results (dBuV/m)	Factor (dB)	Limit (dBuV/m)	Over Limit (dB)	Detector	Table (Degree)	Height (cm)	Antenna	Verdict
1	1517.200	38.31	-17.61	74.0	-35.69	Peak	144.00	150	Horizontal	Pass
1**	1517.200	28.82	-17.61	54.0	-25.18	AV	144.00	150	Horizontal	Pass
2	2820.300	44.13	-10.20	74.0	-29.87	Peak	201.00	150	Horizontal	Pass
2**	2820.300	34.18	-10.20	54.0	-19.82	AV	201.00	150	Horizontal	Pass
3	4007.600	49.26	-5.21	74.0	-24.74	Peak	302.00	150	Horizontal	Pass
3**	4007.600	39.22	-5.21	54.0	-14.78	AV	302.00	150	Horizontal	Pass
4	5746.400	105.58	-2.43	--	--	Peak	148.00	150	Horizontal	N/A
4**	5746.400	98.40	-2.43	--	--	AV	148.00	150	Horizontal	N/A
5	11936.088	53.20	1.69	74.0	-20.80	Peak	360.00	150	Horizontal	Pass
5**	11936.088	43.56	1.69	54.0	-10.44	AV	360.00	150	Horizontal	Pass
6	15828.076	56.16	1.55	74.0	-17.84	Peak	22.00	150	Horizontal	Pass
6**	15828.076	47.27	1.55	54.0	-6.73	AV	22.00	150	Horizontal	Pass

11a, U-NII-3, 1 GHz to 18 GHz, Low Channel, ANT V

No.	Frequency (MHz)	Results (dBuV/m)	Factor (dB)	Limit (dBuV/m)	Over Limit (dB)	Detector	Table (Degree)	Height (cm)	Antenna	Verdict
1	1528.400	38.07	-17.45	74.0	-35.93	Peak	75.00	150	Vertical	Pass
1**	1528.400	29.09	-17.45	54.0	-24.91	AV	75.00	150	Vertical	Pass
2	2812.500	43.98	-10.09	74.0	-30.02	Peak	47.00	150	Vertical	Pass
2**	2812.500	35.28	-10.09	54.0	-18.72	AV	47.00	150	Vertical	Pass
3	3837.600	48.74	-4.72	74.0	-25.26	Peak	164.00	150	Vertical	Pass
3**	3837.600	38.56	-4.72	54.0	-15.44	AV	164.00	150	Vertical	Pass
4	5743.400	94.48	-2.28	--	--	Peak	24.00	150	Vertical	N/A
4**	5743.400	88.19	-2.28	--	--	AV	24.00	150	Vertical	N/A
5	11693.150	53.27	0.20	74.0	-20.73	Peak	342.00	150	Vertical	Pass
5**	11693.150	43.14	0.20	54.0	-10.86	AV	342.00	150	Vertical	Pass
6	15825.450	55.23	1.63	74.0	-18.77	Peak	99.00	150	Vertical	Pass
6**	15825.450	46.08	1.63	54.0	-7.92	AV	99.00	150	Vertical	Pass

11a, U-NII-3, 1 GHz to 18 GHz, Middle Channel, ANT H

No.	Frequency (MHz)	Results (dBuV/m)	Factor (dB)	Limit (dBuV/m)	Over Limit (dB)	Detector	Table (Degree)	Height (cm)	Antenna	Verdict
1	1601.000	39.97	-17.66	74.0	-34.03	Peak	251.00	150	Horizontal	Pass
1**	1601.000	29.12	-17.66	54.0	-24.88	AV	251.00	150	Horizontal	Pass
2	2796.000	43.81	-10.60	74.0	-30.19	Peak	82.00	150	Horizontal	Pass
2**	2796.000	34.39	-10.60	54.0	-19.61	AV	82.00	150	Horizontal	Pass
3	4113.000	49.31	-5.58	74.0	-24.69	Peak	360.00	150	Horizontal	Pass
3**	4113.000	38.99	-5.58	54.0	-15.01	AV	360.00	150	Horizontal	Pass
4	5783.600	105.19	-2.26	--	--	Peak	158.00	150	Horizontal	N/A
4**	5783.600	98.06	-2.26	--	--	AV	158.00	150	Horizontal	N/A
5	11938.388	54.23	1.69	74.0	-19.77	Peak	219.00	150	Horizontal	Pass
5**	11938.388	44.61	1.69	54.0	-9.39	AV	219.00	150	Horizontal	Pass
6	15862.725	55.97	0.87	74.0	-18.03	Peak	27.00	150	Horizontal	Pass
6**	15862.725	46.23	0.87	54.0	-7.77	AV	27.00	150	Horizontal	Pass

11a, U-NII-3, 1 GHz to 18 GHz, Middle Channel, ANT V

No.	Frequency (MHz)	Results (dBuV/m)	Factor (dB)	Limit (dBuV/m)	Over Limit (dB)	Detector	Table (Degree)	Height (cm)	Antenna	Verdict
1	1486.900	38.42	-17.61	74.0	-35.58	Peak	283.00	150	Vertical	Pass
1**	1486.900	29.40	-17.61	54.0	-24.60	AV	283.00	150	Vertical	Pass
2	2810.700	44.25	-10.21	74.0	-29.75	Peak	99.00	150	Vertical	Pass
2**	2810.700	34.44	-10.21	54.0	-19.56	AV	99.00	150	Vertical	Pass
3	3951.400	48.78	-4.73	74.0	-25.22	Peak	250.00	150	Vertical	Pass
3**	3951.400	39.13	-4.73	54.0	-14.87	AV	250.00	150	Vertical	Pass
4	5783.400	95.37	-2.25	--	--	Peak	57.00	150	Vertical	N/A
4**	5783.400	87.99	-2.25	--	--	AV	57.00	150	Vertical	N/A
5	11926.887	53.26	1.53	74.0	-20.74	Peak	128.00	150	Vertical	Pass
5**	11926.887	43.26	1.53	54.0	-10.74	AV	128.00	150	Vertical	Pass
6	15844.875	55.74	1.37	74.0	-18.26	Peak	164.00	150	Vertical	Pass
6**	15844.875	46.96	1.37	54.0	-7.04	AV	164.00	150	Vertical	Pass

11a, U-NII-3, 1 GHz to 18 GHz, High Channel, ANT H

No.	Frequency (MHz)	Results (dBuV/m)	Factor (dB)	Limit (dBuV/m)	Over Limit (dB)	Detector	Table (Degree)	Height (cm)	Antenna	Verdict
1	1511.500	38.32	-17.57	74.0	-35.68	Peak	333.00	150	Horizontal	Pass
1**	1511.500	29.55	-17.57	54.0	-24.45	AV	333.00	150	Horizontal	Pass
2	2770.700	43.97	-10.52	74.0	-30.03	Peak	31.00	150	Horizontal	Pass
2**	2770.700	34.11	-10.52	54.0	-19.89	AV	31.00	150	Horizontal	Pass
3	4050.400	49.02	-4.75	74.0	-24.98	Peak	177.00	150	Horizontal	Pass
3**	4050.400	39.83	-4.75	54.0	-14.17	AV	177.00	150	Horizontal	Pass
4	5823.200	104.74	-2.41	--	--	Peak	150.00	150	Horizontal	N/A
4**	5823.200	96.64	-2.41	--	--	AV	150.00	150	Horizontal	N/A
5	11632.487	52.94	-0.21	74.0	-21.06	Peak	37.00	150	Horizontal	Pass
5**	11632.487	43.91	-0.21	54.0	-10.09	AV	37.00	150	Horizontal	Pass
6	15856.425	57.23	1.12	74.0	-16.77	Peak	238.00	150	Horizontal	Pass
6**	15856.425	46.84	1.12	54.0	-7.16	AV	238.00	150	Horizontal	Pass

11a, U-NII-3, 1 GHz to 18 GHz, High Channel, ANT V

No.	Frequency (MHz)	Results (dBuV/m)	Factor (dB)	Limit (dBuV/m)	Over Limit (dB)	Detector	Table (Degree)	Height (cm)	Antenna	Verdict
1	1512.000	38.23	-17.59	74.0	-35.77	Peak	361.00	150	Vertical	Pass
1**	1512.000	29.41	-17.59	54.0	-24.59	AV	361.00	150	Vertical	Pass
2	2783.500	44.11	-10.54	74.0	-29.89	Peak	7.00	150	Vertical	Pass
2**	2783.500	34.82	-10.54	54.0	-19.18	AV	7.00	150	Vertical	Pass
3	4039.000	48.84	-4.79	74.0	-25.16	Peak	45.00	150	Vertical	Pass
3**	4039.000	39.57	-4.79	54.0	-14.43	AV	45.00	150	Vertical	Pass
4	5826.400	96.61	-2.35	--	--	Peak	57.00	150	Vertical	N/A
4**	5826.400	88.64	-2.35	--	--	AV	57.00	150	Vertical	N/A
5	11663.250	52.62	0.15	74.0	-21.38	Peak	170.00	150	Vertical	Pass
5**	11663.250	43.48	0.15	54.0	-10.52	AV	170.00	150	Vertical	Pass
6	15849.600	56.45	1.33	74.0	-17.55	Peak	244.00	150	Vertical	Pass
6**	15849.600	48.02	1.33	54.0	-5.98	AV	244.00	150	Vertical	Pass

11n20, U-NII-3, 1 GHz to 18 GHz, Low Channel, ANT H

No.	Frequency (MHz)	Results (dBuV/m)	Factor (dB)	Limit (dBuV/m)	Over Limit (dB)	Detector	Table (Degree)	Height (cm)	Antenna	Verdict
1	1527.700	38.05	-17.49	74.0	-35.95	Peak	190.00	150	Horizontal	Pass
1**	1527.700	29.50	-17.49	54.0	-24.50	AV	190.00	150	Horizontal	Pass
2	2767.200	43.41	-10.75	74.0	-30.59	Peak	361.00	150	Horizontal	Pass
2**	2767.200	35.70	-10.75	54.0	-18.30	AV	361.00	150	Horizontal	Pass
3	3938.000	48.61	-5.59	74.0	-25.39	Peak	149.00	150	Horizontal	Pass
3**	3938.000	38.50	-5.59	54.0	-15.50	AV	149.00	150	Horizontal	Pass
4	5743.600	104.72	-2.28	--	--	Peak	149.00	150	Horizontal	N/A
4**	5743.600	97.75	-2.28	--	--	AV	149.00	150	Horizontal	N/A
5	11606.038	52.72	-0.01	74.0	-21.28	Peak	215.00	150	Horizontal	Pass
5**	11606.038	43.75	-0.01	54.0	-10.25	AV	215.00	150	Horizontal	Pass
6	15621.750	55.85	1.66	74.0	-18.15	Peak	164.00	150	Horizontal	Pass
6**	15621.750	46.51	1.66	54.0	-7.49	AV	164.00	150	Horizontal	Pass

11n20, U-NII-3, 1 GHz to 18 GHz, Low Channel, ANT V

No.	Frequency (MHz)	Results (dBuV/m)	Factor (dB)	Limit (dBuV/m)	Over Limit (dB)	Detector	Table (Degree)	Height (cm)	Antenna	Verdict
1	1514.800	38.56	-17.58	74.0	-35.44	Peak	344.00	150	Vertical	Pass
1**	1514.800	29.58	-17.58	54.0	-24.42	AV	344.00	150	Vertical	Pass
2	2769.800	44.87	-10.58	74.0	-29.13	Peak	245.00	150	Vertical	Pass
2**	2769.800	34.34	-10.58	54.0	-19.66	AV	245.00	150	Vertical	Pass
3	3981.000	49.98	-5.57	74.0	-24.02	Peak	8.00	150	Vertical	Pass
3**	3981.000	39.38	-5.57	54.0	-14.62	AV	8.00	150	Vertical	Pass
4	5742.800	93.87	-2.27	--	--	Peak	33.00	150	Vertical	N/A
4**	5742.800	86.35	-2.27	--	--	AV	33.00	150	Vertical	N/A
5	11599.138	52.72	-0.08	74.0	-21.28	Peak	35.00	150	Vertical	Pass
5**	11599.138	43.58	-0.08	54.0	-10.42	AV	35.00	150	Vertical	Pass
6	15838.050	56.41	1.45	74.0	-17.59	Peak	362.00	150	Vertical	Pass
6**	15838.050	46.69	1.45	54.0	-7.31	AV	362.00	150	Vertical	Pass

11n20, U-NII-3, 1 GHz to 18 GHz, Middle Channel, ANT H

No.	Frequency (MHz)	Results (dBuV/m)	Factor (dB)	Limit (dBuV/m)	Over Limit (dB)	Detector	Table (Degree)	Height (cm)	Antenna	Verdict
1	1524.900	38.96	-17.60	74.0	-35.04	Peak	288.00	150	Horizontal	Pass
1**	1524.900	28.67	-17.60	54.0	-25.33	AV	288.00	150	Horizontal	Pass
2	2774.600	43.90	-10.48	74.0	-30.10	Peak	-2.00	150	Horizontal	Pass
2**	2774.600	34.44	-10.48	54.0	-19.56	AV	-2.00	150	Horizontal	Pass
3	4016.400	48.80	-5.12	74.0	-25.20	Peak	360.00	150	Horizontal	Pass
3**	4016.400	40.54	-5.12	54.0	-13.46	AV	360.00	150	Horizontal	Pass
4	5782.600	104.71	-2.18	--	--	Peak	152.00	150	Horizontal	N/A
4**	5782.600	97.54	-2.18	--	--	AV	152.00	150	Horizontal	N/A
5	11648.300	52.65	-0.17	74.0	-21.35	Peak	325.00	150	Horizontal	Pass
5**	11648.300	43.57	-0.17	54.0	-10.43	AV	325.00	150	Horizontal	Pass
6	15855.638	55.97	1.16	74.0	-18.03	Peak	362.00	150	Horizontal	Pass
6**	15855.638	47.16	1.16	54.0	-6.84	AV	362.00	150	Horizontal	Pass

11n20, U-NII-3, 1 GHz to 18 GHz, Middle Channel, ANT V

No.	Frequency (MHz)	Results (dBuV/m)	Factor (dB)	Limit (dBuV/m)	Over Limit (dB)	Detector	Table (Degree)	Height (cm)	Antenna	Verdict
1	1545.700	38.44	-17.50	74.0	-35.56	Peak	218.00	150	Vertical	Pass
1**	1545.700	29.06	-17.50	54.0	-24.94	AV	218.00	150	Vertical	Pass
2	2732.800	44.10	-10.94	74.0	-29.90	Peak	87.00	150	Vertical	Pass
2**	2732.800	34.72	-10.94	54.0	-19.28	AV	87.00	150	Vertical	Pass
3	4146.800	49.83	-4.88	74.0	-24.17	Peak	278.00	150	Vertical	Pass
3**	4146.800	39.74	-4.88	54.0	-14.26	AV	278.00	150	Vertical	Pass
4	5786.000	95.32	-2.43	--	--	Peak	33.00	150	Vertical	N/A
4**	5786.000	87.91	-2.43	--	--	AV	33.00	150	Vertical	N/A
5	11540.487	52.93	-0.57	74.0	-21.07	Peak	178.00	150	Vertical	Pass
5**	11540.487	42.98	-0.57	54.0	-11.02	AV	178.00	150	Vertical	Pass
6	15839.362	55.91	1.45	74.0	-18.09	Peak	249.00	150	Vertical	Pass
6**	15839.362	47.15	1.45	54.0	-6.85	AV	249.00	150	Vertical	Pass

11n20, U-NII-3, 1 GHz to 18 GHz, High Channel, ANT H

No.	Frequency (MHz)	Results (dBuV/m)	Factor (dB)	Limit (dBuV/m)	Over Limit (dB)	Detector	Table (Degree)	Height (cm)	Antenna	Verdict
1	1541.700	38.71	-17.54	74.0	-35.29	Peak	102.00	150	Horizontal	Pass
1**	1541.700	28.55	-17.54	54.0	-25.45	AV	102.00	150	Horizontal	Pass
2	2769.800	44.25	-10.58	74.0	-29.75	Peak	317.00	150	Horizontal	Pass
2**	2769.800	34.62	-10.58	54.0	-19.38	AV	317.00	150	Horizontal	Pass
3	4076.000	48.89	-5.47	74.0	-25.11	Peak	75.00	150	Horizontal	Pass
3**	4076.000	39.85	-5.47	54.0	-14.15	AV	75.00	150	Horizontal	Pass
4	5823.400	104.42	-2.41	--	--	Peak	155.00	150	Horizontal	N/A
4**	5823.400	97.23	-2.41	--	--	AV	155.00	150	Horizontal	N/A
5	11726.500	53.00	0.86	74.0	-21.00	Peak	164.00	150	Horizontal	Pass
5**	11726.500	43.99	0.86	54.0	-10.01	AV	164.00	150	Horizontal	Pass
6	15625.425	55.76	1.72	74.0	-18.24	Peak	362.00	150	Horizontal	Pass
6**	15625.425	46.44	1.72	54.0	-7.56	AV	362.00	150	Horizontal	Pass

11n20, U-NII-3, 1 GHz to 18 GHz, High Channel, ANT V

No.	Frequency (MHz)	Results (dBuV/m)	Factor (dB)	Limit (dBuV/m)	Over Limit (dB)	Detector	Table (Degree)	Height (cm)	Antenna	Verdict
1	1525.600	37.81	-17.66	74.0	-36.19	Peak	247.00	150	Vertical	Pass
1**	1525.600	29.15	-17.66	54.0	-24.85	AV	247.00	150	Vertical	Pass
2	2778.000	44.27	-10.42	74.0	-29.73	Peak	22.00	150	Vertical	Pass
2**	2778.000	35.16	-10.42	54.0	-18.84	AV	22.00	150	Vertical	Pass
3	3982.600	49.00	-5.63	74.0	-25.00	Peak	89.00	150	Vertical	Pass
3**	3982.600	39.60	-5.63	54.0	-14.40	AV	89.00	150	Vertical	Pass
4	5828.600	94.87	-2.25	--	--	Peak	48.00	150	Vertical	N/A
4**	5828.600	87.41	-2.25	--	--	AV	48.00	150	Vertical	N/A
5	11948.162	53.43	1.45	74.0	-20.57	Peak	291.00	150	Vertical	Pass
5**	11948.162	44.16	1.45	54.0	-9.84	AV	291.00	150	Vertical	Pass
6	16065.901	56.61	1.18	74.0	-17.39	Peak	294.00	150	Vertical	Pass
6**	16065.901	45.90	1.18	54.0	-8.10	AV	294.00	150	Vertical	Pass

11n40, U-NII-3, 1 GHz to 18 GHz, Low Channel, ANT H

No.	Frequency (MHz)	Results (dBuV/m)	Factor (dB)	Limit (dBuV/m)	Over Limit (dB)	Detector	Table (Degree)	Height (cm)	Antenna	Verdict
1	1537.500	37.99	-17.48	74.0	-36.01	Peak	66.00	150	Horizontal	Pass
1**	1537.500	28.39	-17.48	54.0	-25.61	AV	66.00	150	Horizontal	Pass
2	2796.700	44.22	-10.63	74.0	-29.78	Peak	153.00	150	Horizontal	Pass
2**	2796.700	35.38	-10.63	54.0	-18.62	AV	153.00	150	Horizontal	Pass
3	4043.400	49.61	-4.89	74.0	-24.39	Peak	61.00	150	Horizontal	Pass
3**	4043.400	39.50	-4.89	54.0	-14.50	AV	61.00	150	Horizontal	Pass
4	5753.200	102.41	-2.14	--	--	Peak	138.00	150	Horizontal	N/A
4**	5753.200	95.57	-2.14	--	--	AV	138.00	150	Horizontal	N/A
5	11770.776	52.95	1.28	74.0	-21.05	Peak	178.00	150	Horizontal	Pass
5**	11770.776	43.57	1.28	54.0	-10.43	AV	178.00	150	Horizontal	Pass
6	15855.638	56.66	1.16	74.0	-17.34	Peak	51.00	150	Horizontal	Pass
6**	15855.638	47.41	1.16	54.0	-6.59	AV	51.00	150	Horizontal	Pass

11n40, U-NII-3, 1 GHz to 18 GHz, Low Channel, ANT V

No.	Frequency (MHz)	Results (dBuV/m)	Factor (dB)	Limit (dBuV/m)	Over Limit (dB)	Detector	Table (Degree)	Height (cm)	Antenna	Verdict
1	1528.300	38.69	-17.45	74.0	-35.31	Peak	182.00	150	Vertical	Pass
1**	1528.300	29.41	-17.45	54.0	-24.59	AV	182.00	150	Vertical	Pass
2	2781.400	43.93	-10.39	74.0	-30.07	Peak	360.00	150	Vertical	Pass
2**	2781.400	34.00	-10.39	54.0	-20.00	AV	360.00	150	Vertical	Pass
3	3849.800	49.11	-5.62	74.0	-24.89	Peak	360.00	150	Vertical	Pass
3**	3849.800	39.24	-5.62	54.0	-14.76	AV	360.00	150	Vertical	Pass
4	5753.400	91.76	-2.13	--	--	Peak	26.00	150	Vertical	N/A
4**	5753.400	84.62	-2.13	--	--	AV	26.00	150	Vertical	N/A
5	11600.000	52.60	-0.07	74.0	-21.40	Peak	218.00	150	Vertical	Pass
5**	11600.000	43.46	-0.07	54.0	-10.54	AV	218.00	150	Vertical	Pass
6	15844.612	56.24	1.37	74.0	-17.76	Peak	357.00	150	Vertical	Pass
6**	15844.612	47.25	1.37	54.0	-6.75	AV	357.00	150	Vertical	Pass

11n40, U-NII-3, 1 GHz to 18 GHz, High Channel, ANT H

No.	Frequency (MHz)	Results (dBuV/m)	Factor (dB)	Limit (dBuV/m)	Over Limit (dB)	Detector	Table (Degree)	Height (cm)	Antenna	Verdict
1	1518.400	37.87	-17.64	74.0	-36.13	Peak	56.00	150	Horizontal	Pass
1**	1518.400	29.31	-17.64	54.0	-24.69	AV	56.00	150	Horizontal	Pass
2	2805.600	43.71	-10.35	74.0	-30.29	Peak	191.00	150	Horizontal	Pass
2**	2805.600	34.56	-10.35	54.0	-19.44	AV	191.00	150	Horizontal	Pass
3	3950.200	48.55	-4.81	74.0	-25.45	Peak	189.00	150	Horizontal	Pass
3**	3950.200	39.55	-4.81	54.0	-14.45	AV	189.00	150	Horizontal	Pass
4	5792.200	102.31	-2.56	--	--	Peak	148.00	150	Horizontal	N/A
4**	5792.200	94.06	-2.56	--	--	AV	148.00	150	Horizontal	N/A
5	11642.263	52.62	-0.22	74.0	-21.38	Peak	306.00	150	Horizontal	Pass
5**	11642.263	43.81	-0.22	54.0	-10.19	AV	306.00	150	Horizontal	Pass
6	15847.238	55.81	1.35	74.0	-18.19	Peak	158.00	150	Horizontal	Pass
6**	15847.238	47.45	1.35	54.0	-6.55	AV	158.00	150	Horizontal	Pass

11n40, U-NII-3, 1 GHz to 18 GHz, High Channel, ANT V

No.	Frequency (MHz)	Results (dBuV/m)	Factor (dB)	Limit (dBuV/m)	Over Limit (dB)	Detector	Table (Degree)	Height (cm)	Antenna	Verdict
1	1527.600	38.00	-17.50	74.0	-36.00	Peak	73.00	150	Vertical	Pass
1**	1527.600	29.30	-17.50	54.0	-24.70	AV	73.00	150	Vertical	Pass
2	2734.600	44.30	-10.95	74.0	-29.70	Peak	271.00	150	Vertical	Pass
2**	2734.600	34.31	-10.95	54.0	-19.69	AV	271.00	150	Vertical	Pass
3	3920.000	49.72	-5.37	74.0	-24.28	Peak	76.00	150	Vertical	Pass
3**	3920.000	39.02	-5.37	54.0	-14.98	AV	76.00	150	Vertical	Pass
4	5793.200	92.09	-2.55	--	--	Peak	24.00	150	Vertical	N/A
4**	5793.200	84.34	-2.55	--	--	AV	24.00	150	Vertical	N/A
5	11402.488	53.09	-0.24	74.0	-20.91	Peak	70.00	150	Vertical	Pass
5**	11402.488	43.38	-0.24	54.0	-10.62	AV	70.00	150	Vertical	Pass
6	15851.700	56.19	1.28	74.0	-17.81	Peak	223.00	150	Vertical	Pass
6**	15851.700	47.02	1.28	54.0	-6.98	AV	223.00	150	Vertical	Pass

11ac20, U-NII-3, 1 GHz to 18 GHz, Low Channel, ANT H

No.	Frequency (MHz)	Results (dBuV/m)	Factor (dB)	Limit (dBuV/m)	Over Limit (dB)	Detector	Table (Degree)	Height (cm)	Antenna	Verdict
1	1517.300	38.82	-17.61	74.0	-35.18	Peak	158.00	150	Horizontal	Pass
1**	1517.300	28.48	-17.61	54.0	-25.52	AV	158.00	150	Horizontal	Pass
	2813.500	43.87	-10.03	74.0	-30.13	Peak	193.00	150	Horizontal	Pass
2**	2813.500	34.49	-10.03	54.0	-19.51	AV	193.00	150	Horizontal	Pass
3	4066.200	48.85	-5.40	74.0	-25.15	Peak	347.00	150	Horizontal	Pass
3**	4066.200	39.68	-5.40	54.0	-14.32	AV	347.00	150	Horizontal	Pass
4	5743.600	104.94	-2.28	--	--	Peak	141.00	150	Horizontal	N/A
4**	5743.600	98.03	-2.28	--	--	AV	141.00	150	Horizontal	N/A
5	12105.425	54.68	0.60	74.0	-19.32	Peak	11.00	150	Horizontal	Pass
5**	12105.425	43.40	0.60	54.0	-10.60	AV	11.00	150	Horizontal	Pass
6	16106.849	56.18	0.90	74.0	-17.82	Peak	362.00	150	Horizontal	Pass
6**	16106.849	46.23	0.90	54.0	-7.77	AV	362.00	150	Horizontal	Pass

11ac20, U-NII-3, 1 GHz to 18 GHz, Low Channel, ANT V

No.	Frequency (MHz)	Results (dBuV/m)	Factor (dB)	Limit (dBuV/m)	Over Limit (dB)	Detector	Table (Degree)	Height (cm)	Antenna	Verdict
1	1523.800	38.57	-17.51	74.0	-35.43	Peak	248.00	150	Vertical	Pass
1**	1523.800	28.97	-17.51	54.0	-25.03	AV	248.00	150	Vertical	Pass
2	2781.100	43.53	-10.40	74.0	-30.47	Peak	158.00	150	Vertical	Pass
2**	2781.100	35.40	-10.40	54.0	-18.60	AV	158.00	150	Vertical	Pass
3	3914.800	49.02	-5.48	74.0	-24.98	Peak	360.00	150	Vertical	Pass
3**	3914.800	38.54	-5.48	54.0	-15.46	AV	360.00	150	Vertical	Pass
4	5744.000	94.95	-2.29	--	--	Peak	26.00	150	Vertical	N/A
4**	5744.000	87.60	-2.29	--	--	AV	26.00	150	Vertical	N/A
5	11655.775	52.68	-0.00	74.0	-21.32	Peak	114.00	150	Vertical	Pass
5**	11655.775	43.39	-0.00	54.0	-10.61	AV	114.00	150	Vertical	Pass
6	15848.549	55.85	1.34	74.0	-18.15	Peak	89.00	150	Vertical	Pass
6**	15848.549	48.15	1.34	54.0	-5.85	AV	89.00	150	Vertical	Pass

11ac20, U-NII-3, 1 GHz to 18 GHz, Middle Channel, ANT H

No.	Frequency (MHz)	Results (dBuV/m)	Factor (dB)	Limit (dBuV/m)	Over Limit (dB)	Detector	Table (Degree)	Height (cm)	Antenna	Verdict
1	1519.700	38.07	-17.68	74.0	-35.93	Peak	-2.00	150	Horizontal	Pass
1**	1519.700	28.64	-17.68	54.0	-25.36	AV	-2.00	150	Horizontal	Pass
2	2808.900	44.09	-10.29	74.0	-29.91	Peak	81.00	150	Horizontal	Pass
2**	2808.900	35.03	-10.29	54.0	-18.97	AV	81.00	150	Horizontal	Pass
3	4105.000	49.72	-5.69	74.0	-24.28	Peak	14.00	150	Horizontal	Pass
3**	4105.000	39.27	-5.69	54.0	-14.73	AV	14.00	150	Horizontal	Pass
4	5782.400	104.88	-2.17	--	--	Peak	156.00	150	Horizontal	N/A
4**	5782.400	97.08	-2.17	--	--	AV	156.00	150	Horizontal	N/A
5	11933.213	53.45	1.64	74.0	-20.55	Peak	157.00	150	Horizontal	Pass
5**	11933.213	43.68	1.64	54.0	-10.32	AV	157.00	150	Horizontal	Pass
6	15854.063	55.84	1.22	74.0	-18.16	Peak	198.00	150	Horizontal	Pass
6**	15854.063	46.77	1.22	54.0	-7.23	AV	198.00	150	Horizontal	Pass

11ac20, U-NII-3, 1 GHz to 18 GHz, Middle Channel, ANT V

No.	Frequency (MHz)	Results (dBuV/m)	Factor (dB)	Limit (dBuV/m)	Over Limit (dB)	Detector	Table (Degree)	Height (cm)	Antenna	Verdict
1	1527.500	38.00	-17.51	74.0	-36.00	Peak	106.00	150	Vertical	Pass
1**	1527.500	29.26	-17.51	54.0	-24.74	AV	106.00	150	Vertical	Pass
2	2776.400	43.77	-10.45	74.0	-30.23	Peak	338.00	150	Vertical	Pass
2**	2776.400	35.31	-10.45	54.0	-18.69	AV	338.00	150	Vertical	Pass
3	3955.800	48.93	-4.66	74.0	-25.07	Peak	326.00	150	Vertical	Pass
3**	3955.800	38.89	-4.66	54.0	-15.11	AV	326.00	150	Vertical	Pass
4	5781.800	94.94	-2.15	--	--	Peak	54.00	150	Vertical	N/A
4**	5781.800	87.91	-2.15	--	--	AV	54.00	150	Vertical	N/A
5	11683.662	53.52	0.15	74.0	-20.48	Peak	94.00	150	Vertical	Pass
5**	11683.662	43.09	0.15	54.0	-10.91	AV	94.00	150	Vertical	Pass
6	15856.425	55.91	1.12	74.0	-18.09	Peak	78.00	150	Vertical	Pass
6**	15856.425	47.14	1.12	54.0	-6.86	AV	78.00	150	Vertical	Pass

11ac20, U-NII-3, 1 GHz to 18 GHz, High Channel, ANT H

No.	Frequency (MHz)	Results (dBuV/m)	Factor (dB)	Limit (dBuV/m)	Over Limit (dB)	Detector	Table (Degree)	Height (cm)	Antenna	Verdict
1	1543.800	38.08	-17.54	74.0	-35.92	Peak	334.00	150	Horizontal	Pass
1**	1543.800	28.61	-17.54	54.0	-25.39	AV	334.00	150	Horizontal	Pass
2	2810.600	44.00	-10.21	74.0	-30.00	Peak	99.00	150	Horizontal	Pass
2**	2810.600	34.61	-10.21	54.0	-19.39	AV	99.00	150	Horizontal	Pass
3	4060.200	49.15	-5.00	74.0	-24.85	Peak	90.00	150	Horizontal	Pass
3**	4060.200	39.95	-5.00	54.0	-14.05	AV	90.00	150	Horizontal	Pass
4	5824.000	104.73	-2.40	--	--	Peak	155.00	150	Horizontal	N/A
4**	5824.000	97.28	-2.40	--	--	AV	155.00	150	Horizontal	N/A
5	12005.088	53.34	1.29	74.0	-20.66	Peak	240.00	150	Horizontal	Pass
5**	12005.088	43.80	1.29	54.0	-10.20	AV	240.00	150	Horizontal	Pass
6	15839.362	55.86	1.45	74.0	-18.14	Peak	23.00	150	Horizontal	Pass
6**	15839.362	46.99	1.45	54.0	-7.01	AV	23.00	150	Horizontal	Pass

11ac20, U-NII-3, 1 GHz to 18 GHz, High Channel, ANT V

No.	Frequency (MHz)	Results (dBuV/m)	Factor (dB)	Limit (dBuV/m)	Over Limit (dB)	Detector	Table (Degree)	Height (cm)	Antenna	Verdict
1	1571.300	38.53	-17.51	74.0	-35.47	Peak	117.00	150	Vertical	Pass
1**	1571.300	28.82	-17.51	54.0	-25.18	AV	117.00	150	Vertical	Pass
2	2847.000	44.60	-10.31	74.0	-29.40	Peak	143.00	150	Vertical	Pass
2**	2847.000	35.00	-10.31	54.0	-19.00	AV	143.00	150	Vertical	Pass
3	3829.000	49.19	-5.00	74.0	-24.81	Peak	360.00	150	Vertical	Pass
3**	3829.000	39.48	-5.00	54.0	-14.52	AV	360.00	150	Vertical	Pass
4	5826.000	96.26	-2.36	--	--	Peak	54.00	150	Vertical	N/A
4**	5826.000	89.04	-2.36	--	--	AV	54.00	150	Vertical	N/A
5	11941.550	53.35	1.64	74.0	-20.65	Peak	327.00	150	Vertical	Pass
5**	11941.550	44.47	1.64	54.0	-9.53	AV	327.00	150	Vertical	Pass
6	15625.162	56.59	1.72	74.0	-17.41	Peak	83.00	150	Vertical	Pass
6**	15625.162	46.24	1.72	54.0	-7.76	AV	83.00	150	Vertical	Pass

11ac40, U-NII-3, 1 GHz to 18 GHz, Low Channel, ANT H

No.	Frequency (MHz)	Results (dBuV/m)	Factor (dB)	Limit (dBuV/m)	Over Limit (dB)	Detector	Table (Degree)	Height (cm)	Antenna	Verdict
1	1499.800	38.29	-17.56	74.0	-35.71	Peak	167.00	150	Horizontal	Pass
1**	1499.800	28.66	-17.56	54.0	-25.34	AV	167.00	150	Horizontal	Pass
2	2819.600	43.98	-10.20	74.0	-30.02	Peak	31.00	150	Horizontal	Pass
2**	2819.600	34.45	-10.20	54.0	-19.55	AV	31.00	150	Horizontal	Pass
3	3958.600	48.71	-4.64	74.0	-25.29	Peak	120.00	150	Horizontal	Pass
3**	3958.600	39.63	-4.64	54.0	-14.37	AV	120.00	150	Horizontal	Pass
4	5756.600	103.09	-2.03	--	--	Peak	146.00	150	Horizontal	N/A
4**	5756.600	95.40	-2.03	--	--	AV	146.00	150	Horizontal	N/A
5	11812.175	52.87	0.95	74.0	-21.13	Peak	169.00	150	Horizontal	Pass
5**	11812.175	43.68	0.95	54.0	-10.32	AV	169.00	150	Horizontal	Pass
6	15621.488	55.79	1.66	74.0	-18.21	Peak	278.00	150	Horizontal	Pass
6**	15621.488	46.40	1.66	54.0	-7.60	AV	278.00	150	Horizontal	Pass

11ac40, U-NII-3, 1 GHz to 18 GHz, Low Channel, ANT V

No.	Frequency (MHz)	Results (dBuV/m)	Factor (dB)	Limit (dBuV/m)	Over Limit (dB)	Detector	Table (Degree)	Height (cm)	Antenna	Verdict
1	1494.000	38.45	-17.57	74.0	-35.55	Peak	45.00	150	Vertical	Pass
1**	1494.000	29.25	-17.57	54.0	-24.75	AV	45.00	150	Vertical	Pass
2	2821.200	44.41	-10.22	74.0	-29.59	Peak	276.00	150	Vertical	Pass
2**	2821.200	34.75	-10.22	54.0	-19.25	AV	276.00	150	Vertical	Pass
3	3928.000	48.35	-5.54	74.0	-25.65	Peak	261.00	150	Vertical	Pass
3**	3928.000	38.78	-5.54	54.0	-15.22	AV	261.00	150	Vertical	Pass
4	5750.400	91.84	-2.16	--	--	Peak	91.00	150	Vertical	N/A
4**	5750.400	84.22	-2.16	--	--	AV	91.00	150	Vertical	N/A
5	11989.562	52.97	1.12	74.0	-21.03	Peak	179.00	150	Vertical	Pass
5**	11989.562	43.51	1.12	54.0	-10.49	AV	179.00	150	Vertical	Pass
6	15671.625	55.80	1.46	74.0	-18.20	Peak	167.00	150	Vertical	Pass
6**	15671.625	46.60	1.46	54.0	-7.40	AV	167.00	150	Vertical	Pass

11ac40, U-NII-3, 1 GHz to 18 GHz, High Channel, ANT H

No.	Frequency (MHz)	Results (dBuV/m)	Factor (dB)	Limit (dBuV/m)	Over Limit (dB)	Detector	Table (Degree)	Height (cm)	Antenna	Verdict
1	1547.600	38.06	-17.55	74.0	-35.94	Peak	196.00	150	Horizontal	Pass
1**	1547.600	28.29	-17.55	54.0	-25.71	AV	196.00	150	Horizontal	Pass
2	2745.700	44.37	-10.85	74.0	-29.63	Peak	152.00	150	Horizontal	Pass
2**	2745.700	34.34	-10.85	54.0	-19.66	AV	152.00	150	Horizontal	Pass
3	4027.000	48.82	-5.11	74.0	-25.18	Peak	317.00	150	Horizontal	Pass
3**	4027.000	39.85	-5.11	54.0	-14.15	AV	317.00	150	Horizontal	Pass
4	5792.600	101.54	-2.56	--	--	Peak	150.00	150	Horizontal	N/A
4**	5792.600	93.91	-2.56	--	--	AV	150.00	150	Horizontal	N/A
5	12085.588	53.50	0.54	74.0	-20.50	Peak	7.00	150	Horizontal	Pass
5**	12085.588	43.45	0.54	54.0	-10.55	AV	7.00	150	Horizontal	Pass
6	15818.888	56.28	1.92	74.0	-17.72	Peak	1.00	150	Horizontal	Pass
6**	15818.888	46.95	1.92	54.0	-7.05	AV	1.00	150	Horizontal	Pass

11ac40, U-NII-3, 1 GHz to 18 GHz, High Channel, ANT V

No.	Frequency (MHz)	Results (dBuV/m)	Factor (dB)	Limit (dBuV/m)	Over Limit (dB)	Detector	Table (Degree)	Height (cm)	Antenna	Verdict
1	1480.400	38.27	-17.57	74.0	-35.73	Peak	76.00	150	Vertical	Pass
1**	1480.400	28.60	-17.57	54.0	-25.40	AV	76.00	150	Vertical	Pass
2	2780.000	43.92	-10.43	74.0	-30.08	Peak	-2.00	150	Vertical	Pass
2**	2780.000	34.46	-10.43	54.0	-19.54	AV	-2.00	150	Vertical	Pass
3	4055.400	49.36	-4.89	74.0	-24.64	Peak	55.00	150	Vertical	Pass
3**	4055.400	40.05	-4.89	54.0	-13.95	AV	55.00	150	Vertical	Pass
4	5793.200	91.81	-2.55	--	--	Peak	29.00	150	Vertical	N/A
4**	5793.200	84.65	-2.55	--	--	AV	29.00	150	Vertical	N/A
5	11689.987	52.95	0.17	74.0	-21.05	Peak	43.00	150	Vertical	Pass
5**	11689.987	43.29	0.17	54.0	-10.71	AV	43.00	150	Vertical	Pass
6	15848.025	57.00	1.35	74.0	-17.00	Peak	139.00	150	Vertical	Pass
6**	15848.025	46.93	1.35	54.0	-7.07	AV	139.00	150	Vertical	Pass

11ac80, U-NII-3, 1 GHz to 18 GHz, Middle Channel, ANT H

No.	Frequency (MHz)	Results (dBuV/m)	Factor (dB)	Limit (dBuV/m)	Over Limit (dB)	Detector	Table (Degree)	Height (cm)	Antenna	Verdict
1	1510.100	38.57	-17.59	74.0	-35.43	Peak	303.00	150	Horizontal	Pass
1**	1510.100	29.02	-17.59	54.0	-24.98	AV	303.00	150	Horizontal	Pass
2	2767.700	44.07	-10.71	74.0	-29.93	Peak	287.00	150	Horizontal	Pass
2**	2767.700	34.52	-10.71	54.0	-19.48	AV	287.00	150	Horizontal	Pass
3	4050.200	49.11	-4.75	74.0	-24.89	Peak	213.00	150	Horizontal	Pass
3**	4050.200	39.70	-4.75	54.0	-14.30	AV	213.00	150	Horizontal	Pass
4	5768.200	99.72	-1.82	--	--	Peak	160.00	150	Horizontal	N/A
4**	5768.200	91.35	-1.82	--	--	AV	160.00	150	Horizontal	N/A
5	11685.963	52.94	0.15	74.0	-21.06	Peak	0.00	150	Horizontal	Pass
5**	11685.963	43.63	0.15	54.0	-10.37	AV	0.00	150	Horizontal	Pass
6	15811.276	55.49	2.14	74.0	-18.51	Peak	293.00	150	Horizontal	Pass
6**	15811.276	47.78	2.14	54.0	-6.22	AV	293.00	150	Horizontal	Pass

11ac80, U-NII-3, 1 GHz to 18 GHz, Middle Channel, ANT V

No.	Frequency (MHz)	Results (dBuV/m)	Factor (dB)	Limit (dBuV/m)	Over Limit (dB)	Detector	Table (Degree)	Height (cm)	Antenna	Verdict
1	1530.000	38.06	-17.57	74.0	-35.94	Peak	230.00	150	Vertical	Pass
1**	1530.000	29.74	-17.57	54.0	-24.26	AV	230.00	150	Vertical	Pass
2	2738.400	43.75	-10.90	74.0	-30.25	Peak	140.00	150	Vertical	Pass
2**	2738.400	34.17	-10.90	54.0	-19.83	AV	140.00	150	Vertical	Pass
3	4132.400	49.42	-5.07	74.0	-24.58	Peak	55.00	150	Vertical	Pass
3**	4132.400	39.97	-5.07	54.0	-14.03	AV	55.00	150	Vertical	Pass
4	5781.000	89.63	-2.14	--	--	Peak	29.00	150	Vertical	N/A
4**	5781.000	81.60	-2.14	--	--	AV	29.00	150	Vertical	N/A
5	11597.412	52.65	-0.12	74.0	-21.35	Peak	4.00	150	Vertical	Pass
5**	11597.412	43.99	-0.12	54.0	-10.01	AV	4.00	150	Vertical	Pass
6	15845.925	56.83	1.36	74.0	-17.17	Peak	362.00	150	Vertical	Pass
6**	15845.925	47.79	1.36	54.0	-6.21	AV	362.00	150	Vertical	Pass

A.6.2 Band Edge (Restricted-band)

Test Band	Mode	Channel	Verdict
U-NII-1	802.11a	Low	Pass
		High	Pass
	802.11n(HT20)	Low	Pass
		High	Pass
	802.11n(HT40)	Low	Pass
		High	Pass
	802.11ac(VHT20)	Low	Pass
		High	Pass
	802.11ac(VHT40)	Low	Pass
		High	Pass
	802.11ac(VHT80)	Middle	Pass
U-NII-2A	802.11a	Low	Pass
		High	Pass
	802.11n(HT20)	Low	Pass
		High	Pass
	802.11n(HT40)	Low	Pass
		High	Pass
	802.11ac(VHT20)	Low	Pass
		High	Pass
	802.11ac(VHT40)	Low	Pass
		High	Pass
	802.11ac(VHT80)	Middle	Pass
U-NII-2C	802.11a	Low	Pass
		High	Pass
	802.11n(HT20)	Low	Pass
		High	Pass
	802.11n(HT40)	Low	Pass
		High	Pass
	802.11ac(VHT20)	Low	Pass
		High	Pass
	802.11ac(VHT40)	Low	Pass
		High	Pass
	802.11ac(VHT80)	Low	Pass
		High	Pass
U-NII-3	802.11a	Low	Pass
		High	Pass
	802.11n(HT20)	Low	Pass
		High	Pass
	802.11n(HT40)	Low	Pass
		High	Pass

	802.11ac(VHT20)	Low	Pass
		High	Pass
	802.11ac(VHT40)	Low	Pass
		High	Pass
	802.11ac(VHT80)	Middle	Pass

Test Data and Plots

U-NII-1 11a CH36

No.	Frequency (MHz)	Results (dBuV/m)	Factor (dB)	Limit (dBuV/m)	Over Limit (dB)	Detector	Table (Degree)	Height (cm)	Antenna	Verdict
1	5150.000	65.52	4.71	74.0	-8.48	Peak	19.00	150	Horizontal	Pass
1**	5150.000	48.84	4.71	54.0	-5.16	AV	19.00	150	Horizontal	Pass

U-NII-1 11a CH48

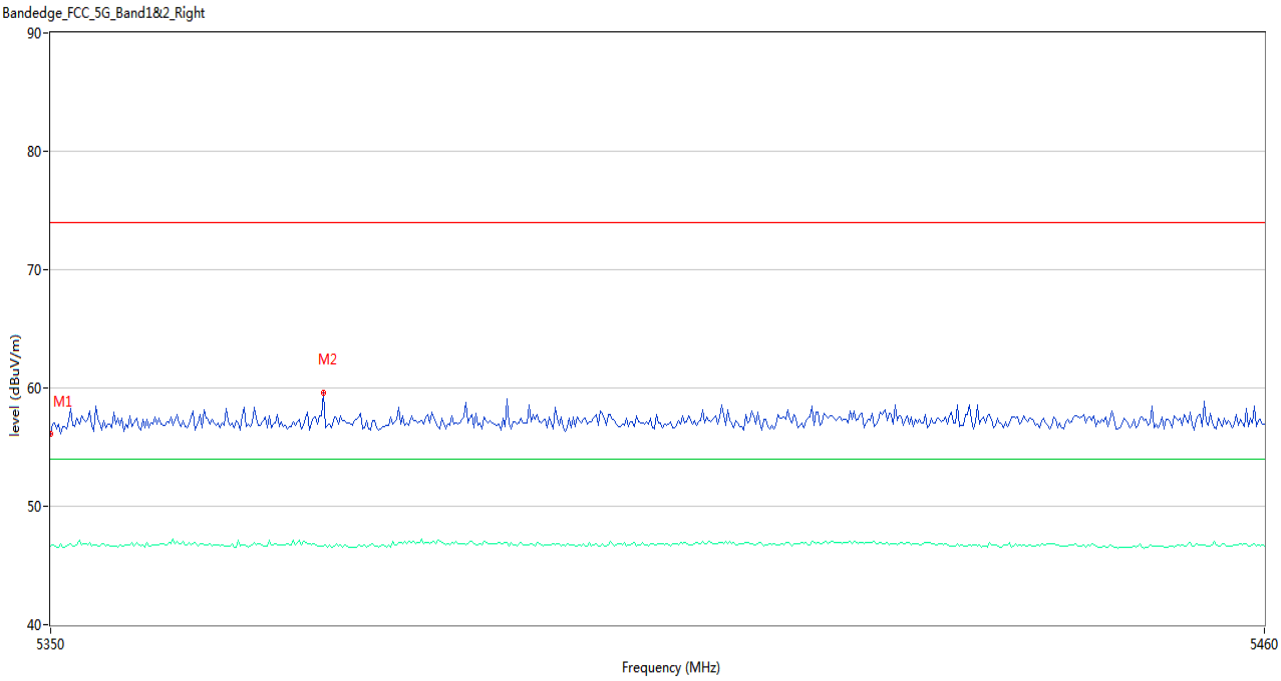

No.	Frequency (MHz)	Results (dBuV/m)	Factor (dB)	Limit (dBuV/m)	Over Limit (dB)	Detector	Table (Degree)	Height (cm)	Antenna	Verdict
1	5350.000	56.08	2.98	74.0	-17.92	Peak	154.00	150	Horizontal	Pass
1**	5350.000	46.60	2.98	54.0	-7.40	AV	154.00	150	Horizontal	Pass
2	5374.567	59.57	3.39	74.0	-14.43	Peak	63.00	150	Horizontal	Pass
2**	5374.567	46.67	3.39	54.0	-7.33	AV	63.00	150	Horizontal	Pass

U-NII-1 11n20 CH36

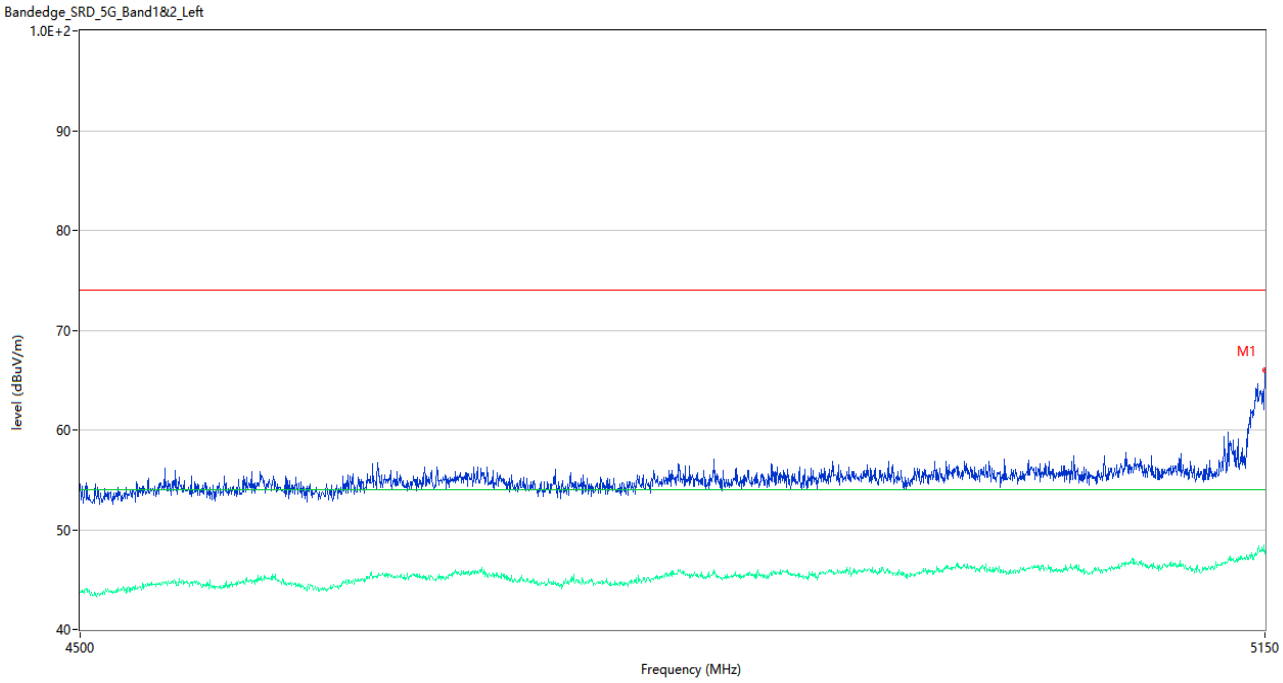

No.	Frequency (MHz)	Results (dBuV/m)	Factor (dB)	Limit (dBuV/m)	Over Limit (dB)	Detector	Table (Degree)	Height (cm)	Antenna	Verdict
1	5150.000	65.98	4.71	74.0	-8.02	Peak	8.00	150	Horizontal	Pass
1**	5150.000	47.55	4.71	54.0	-6.45	AV	8.00	150	Horizontal	Pass

U-NII-1 11n20 CH48

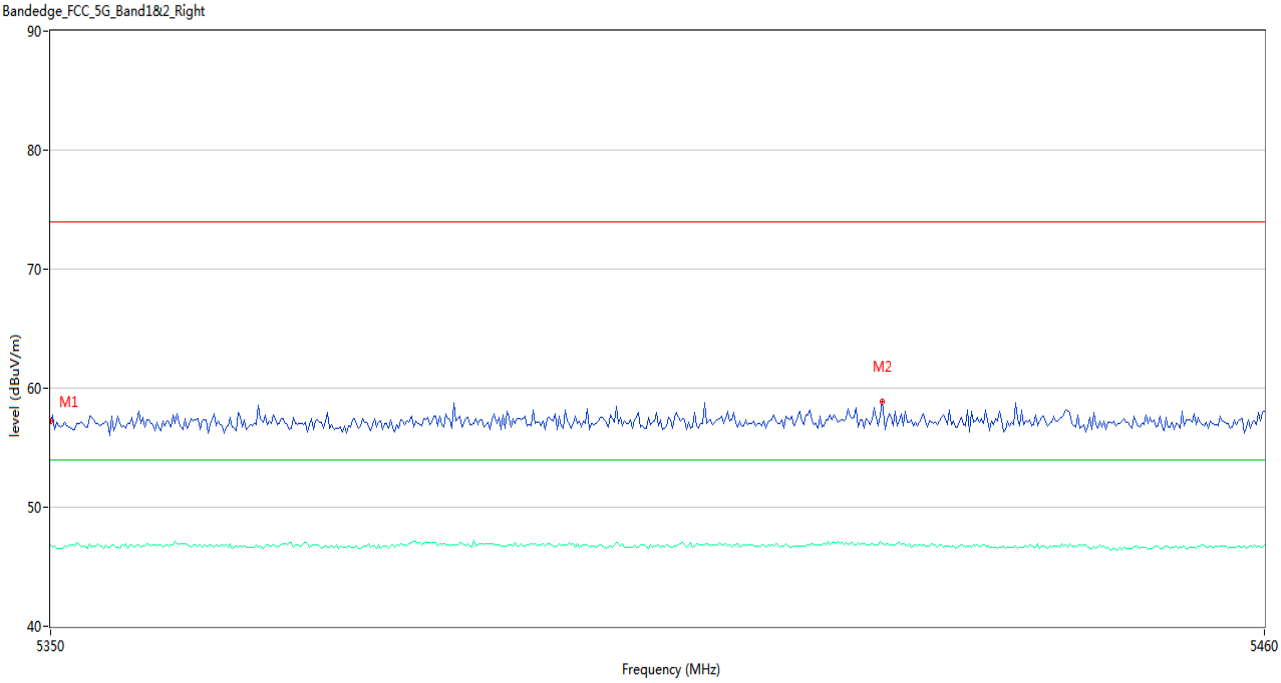

No.	Frequency (MHz)	Results (dBuV/m)	Factor (dB)	Limit (dBuV/m)	Over Limit (dB)	Detector	Table (Degree)	Height (cm)	Antenna	Verdict
1	5350.000	57.22	2.98	74.0	-16.78	Peak	109.00	150	Horizontal	Pass
1**	5350.000	46.84	2.98	54.0	-7.16	AV	109.00	150	Horizontal	Pass
2	5425.166	58.86	3.30	74.0	-15.14	Peak	83.00	150	Horizontal	Pass
2**	5425.166	46.93	3.30	54.0	-7.07	AV	83.00	150	Horizontal	Pass

U-NII-1 11n40 CH38

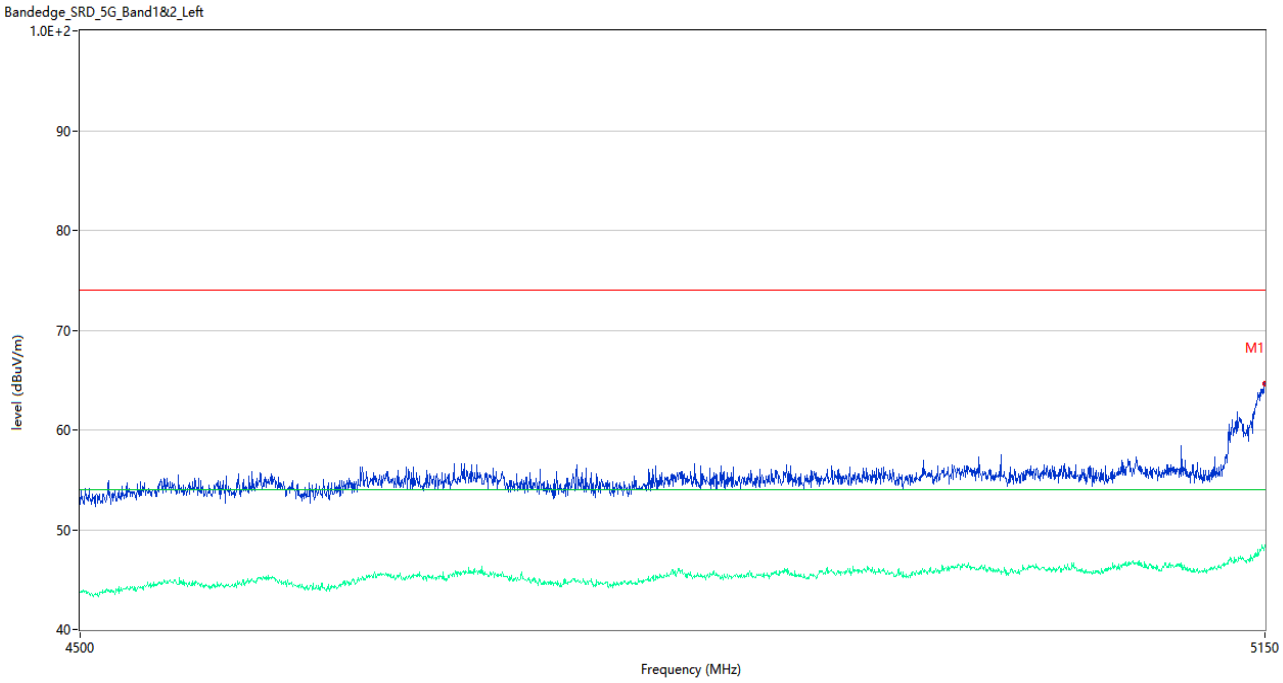

No.	Frequency (MHz)	Results (dBuV/m)	Factor (dB)	Limit (dBuV/m)	Over Limit (dB)	Detector	Table (Degree)	Height (cm)	Antenna	Verdict
1	5150.000	64.68	4.71	74.0	-9.32	Peak	20.00	150	Horizontal	Pass
1**	5150.000	48.43	4.71	54.0	-5.57	AV	20.00	150	Horizontal	Pass

U-NII-1 11n40 CH46

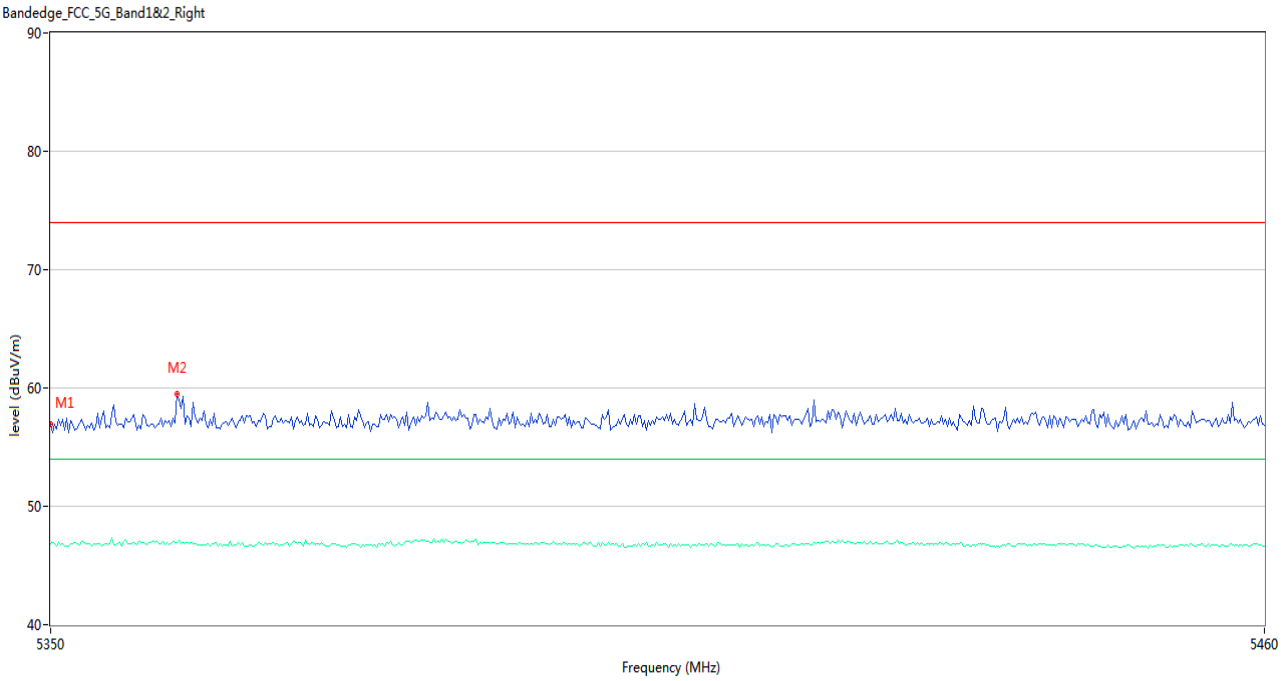

No.	Frequency (MHz)	Results (dBuV/m)	Factor (dB)	Limit (dBuV/m)	Over Limit (dB)	Detector	Table (Degree)	Height (cm)	Antenna	Verdict
1	5350.000	56.93	2.98	74.0	-17.07	Peak	145.00	150	Horizontal	Pass
1**	5350.000	46.85	2.98	54.0	-7.15	AV	145.00	150	Horizontal	Pass
2	5361.367	59.49	3.49	74.0	-14.51	Peak	145.00	150	Horizontal	Pass
2**	5361.367	46.90	3.49	54.0	-7.10	AV	145.00	150	Horizontal	Pass

U-NII-1 11ac20 CH36

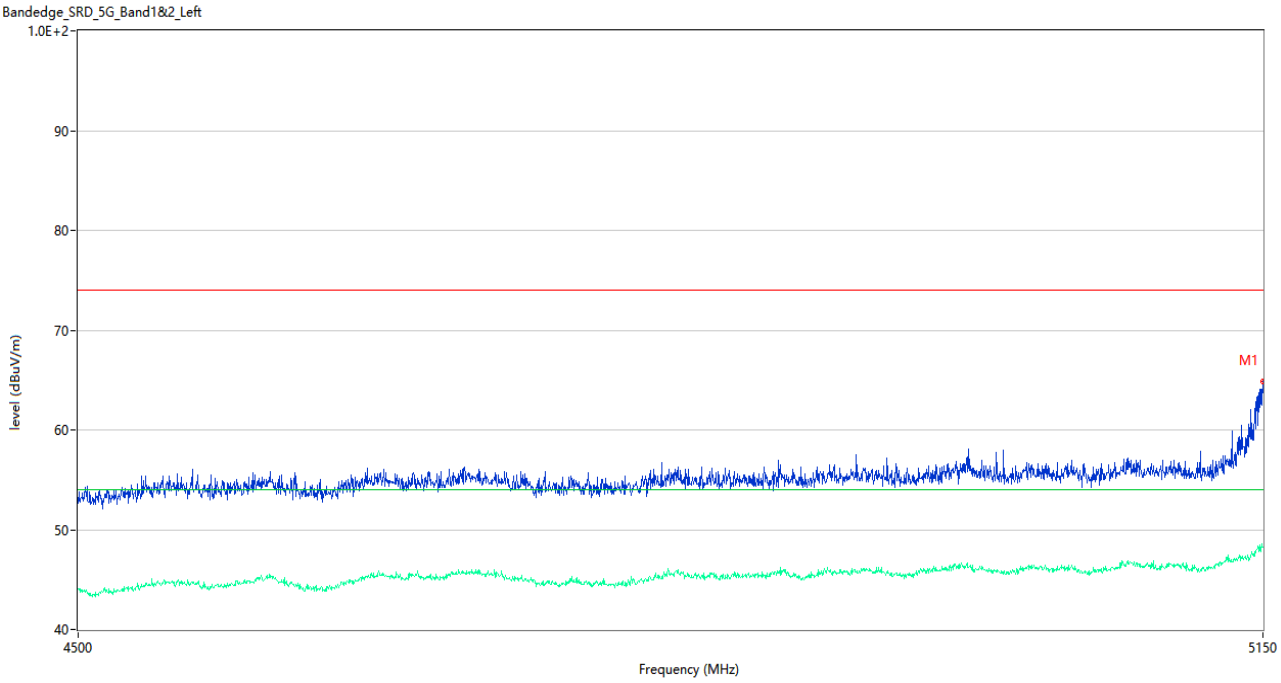

No.	Frequency (MHz)	Results (dBuV/m)	Factor (dB)	Limit (dBuV/m)	Over Limit (dB)	Detector	Table (Degree)	Height (cm)	Antenna	Verdict
1	5150.000	64.84	4.71	74.0	-9.16	Peak	13.00	150	Horizontal	Pass
1**	5150.000	48.23	4.71	54.0	-5.77	AV	13.00	150	Horizontal	Pass

U-NII-1 11ac20 CH48

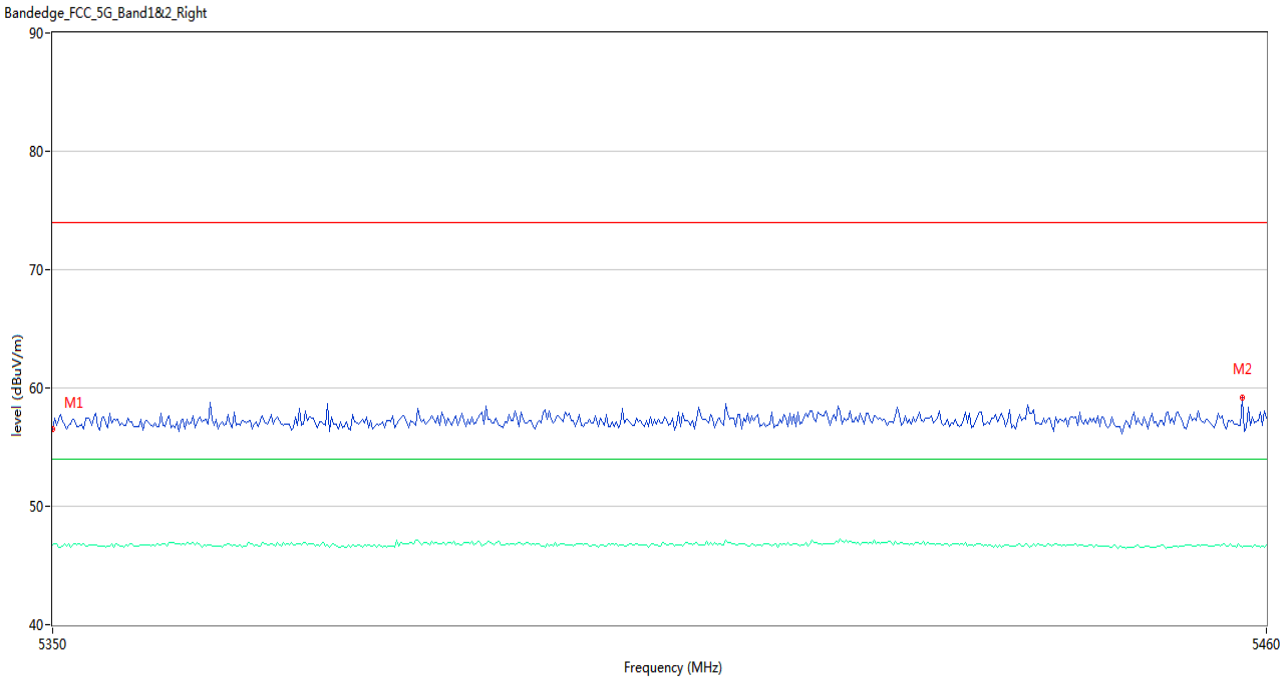

No.	Frequency (MHz)	Results (dBuV/m)	Factor (dB)	Limit (dBuV/m)	Over Limit (dB)	Detector	Table (Degree)	Height (cm)	Antenna	Verdict
1	5350.000	56.58	2.98	74.0	-17.42	Peak	360.00	150	Horizontal	Pass
1**	5350.000	46.76	2.98	54.0	-7.24	AV	360.00	150	Horizontal	Pass
2	5457.800	59.22	3.81	74.0	-14.78	Peak	212.00	150	Horizontal	Pass
2**	5457.800	46.58	3.81	54.0	-7.42	AV	212.00	150	Horizontal	Pass

U-NII-1 11ac40 CH38

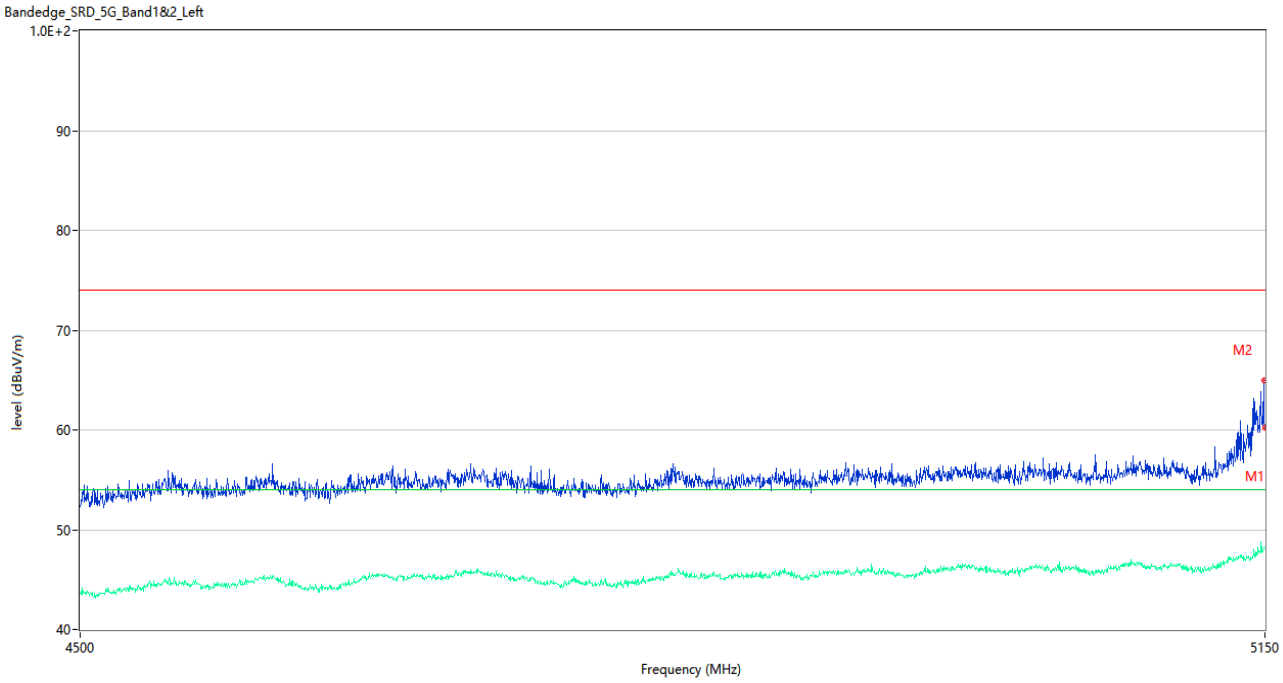

No.	Frequency (MHz)	Results (dBuV/m)	Factor (dB)	Limit (dBuV/m)	Over Limit (dB)	Detector	Table (Degree)	Height (cm)	Antenna	Verdict
1	5150.000	60.24	4.71	74.0	-13.76	Peak	1.00	150	Horizontal	Pass
1**	5150.000	48.28	4.71	54.0	-5.72	AV	1.00	150	Horizontal	Pass
2	5149.350	65.03	4.67	74.0	-8.97	Peak	1.00	150	Horizontal	Pass
2**	5149.350	48.13	4.67	54.0	-5.87	AV	1.00	150	Horizontal	Pass

U-NII-1 11ac40 CH46

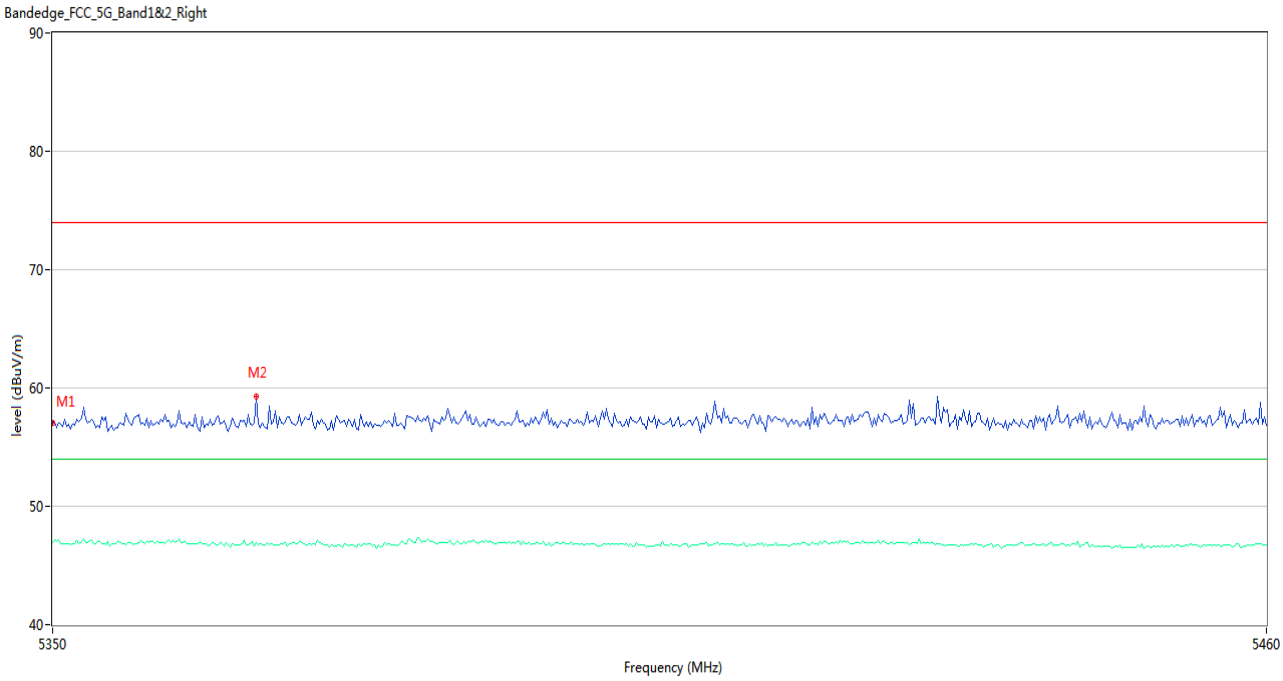

No.	Frequency (MHz)	Results (dBuV/m)	Factor (dB)	Limit (dBuV/m)	Over Limit (dB)	Detector	Table (Degree)	Height (cm)	Antenna	Verdict
1	5350.000	57.04	2.98	74.0	-16.96	Peak	114.00	150	Horizontal	Pass
1**	5350.000	46.97	2.98	54.0	-7.03	AV	114.00	150	Horizontal	Pass
2	5368.333	59.30	3.36	74.0	-14.70	Peak	155.00	150	Horizontal	Pass
2**	5368.333	46.96	3.36	54.0	-7.04	AV	155.00	150	Horizontal	Pass

U-NII-1 11ac80 CH42

No.	Frequency (MHz)	Results (dBuV/m)	Factor (dB)	Limit (dBuV/m)	Over Limit (dB)	Detector	Table (Degree)	Height (cm)	Antenna	Verdict
1	5150.000	59.72	4.71	74.0	-14.28	Peak	22.00	150	Horizontal	Pass
1**	5150.000	48.05	4.71	54.0	-5.95	AV	22.00	150	Horizontal	Pass
2	5145.450	61.03	4.75	74.0	-12.97	Peak	18.00	150	Horizontal	Pass
2**	5145.450	47.59	4.75	54.0	-6.41	AV	18.00	150	Horizontal	Pass

U-NII-1 11ac80 CH42

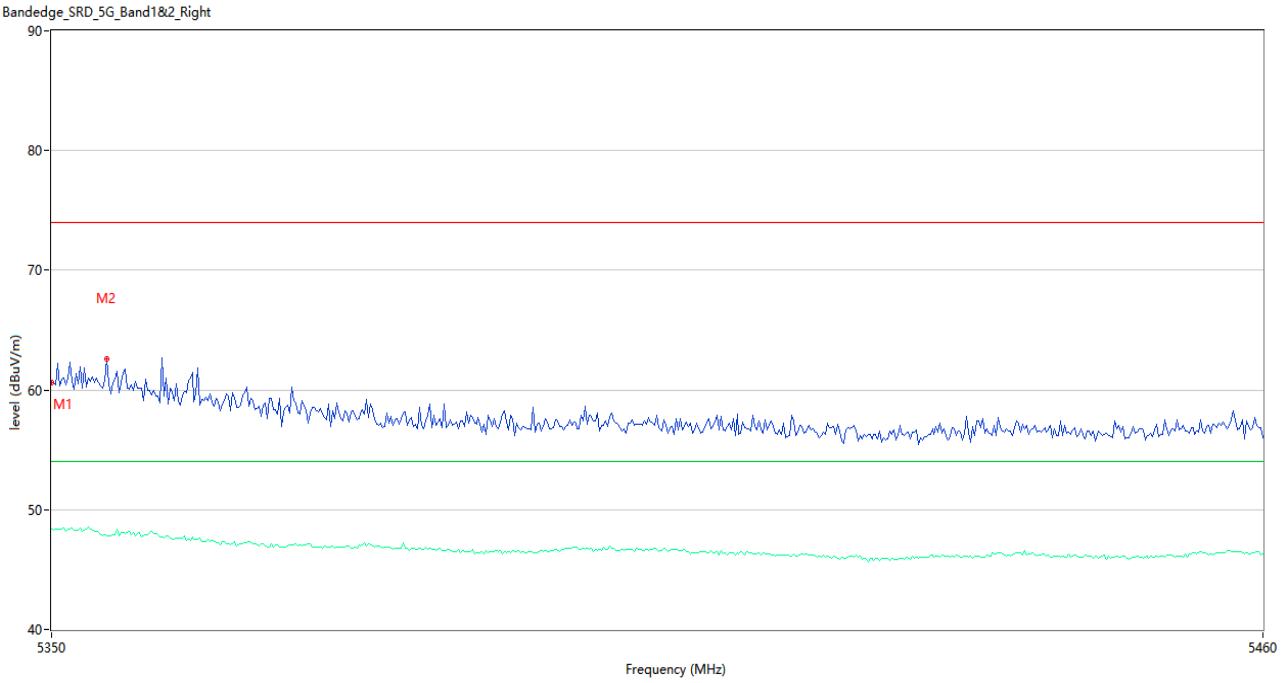

No.	Frequency (MHz)	Results (dBuV/m)	Factor (dB)	Limit (dBuV/m)	Over Limit (dB)	Detector	Table (Degree)	Height (cm)	Antenna	Verdict
1	5350.000	60.66	4.25	74.0	-13.34	Peak	5.00	150	Horizontal	Pass
1**	5350.000	48.42	4.25	54.0	-5.58	AV	5.00	150	Horizontal	Pass
2	5354.950	62.57	3.90	74.0	-11.43	Peak	18.00	150	Horizontal	Pass
2**	5354.950	47.83	3.90	54.0	-6.17	AV	18.00	150	Horizontal	Pass

U-NII-2A 11a CH52

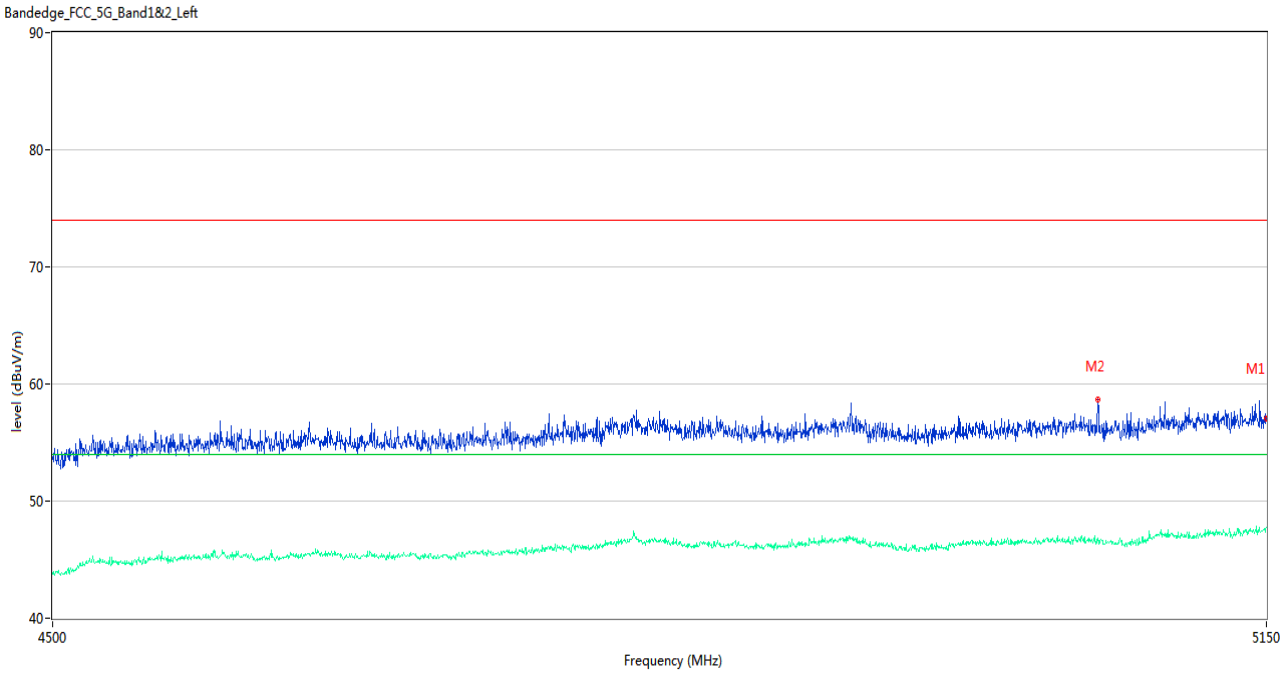

No.	Frequency (MHz)	Results (dBuV/m)	Factor (dB)	Limit (dBuV/m)	Over Limit (dB)	Detector	Table (Degree)	Height (cm)	Antenna	Verdict
1	5150.000	57.00	3.22	74.0	-17.00	Peak	159.00	150	Horizontal	Pass
1**	5150.000	47.74	3.22	54.0	-6.26	AV	159.00	150	Horizontal	Pass
2	5054.450	58.70	3.07	74.0	-15.30	Peak	289.00	150	Horizontal	Pass
2**	5054.450	46.85	3.07	54.0	-7.15	AV	289.00	150	Horizontal	Pass

U-NII-2A 11a CH64

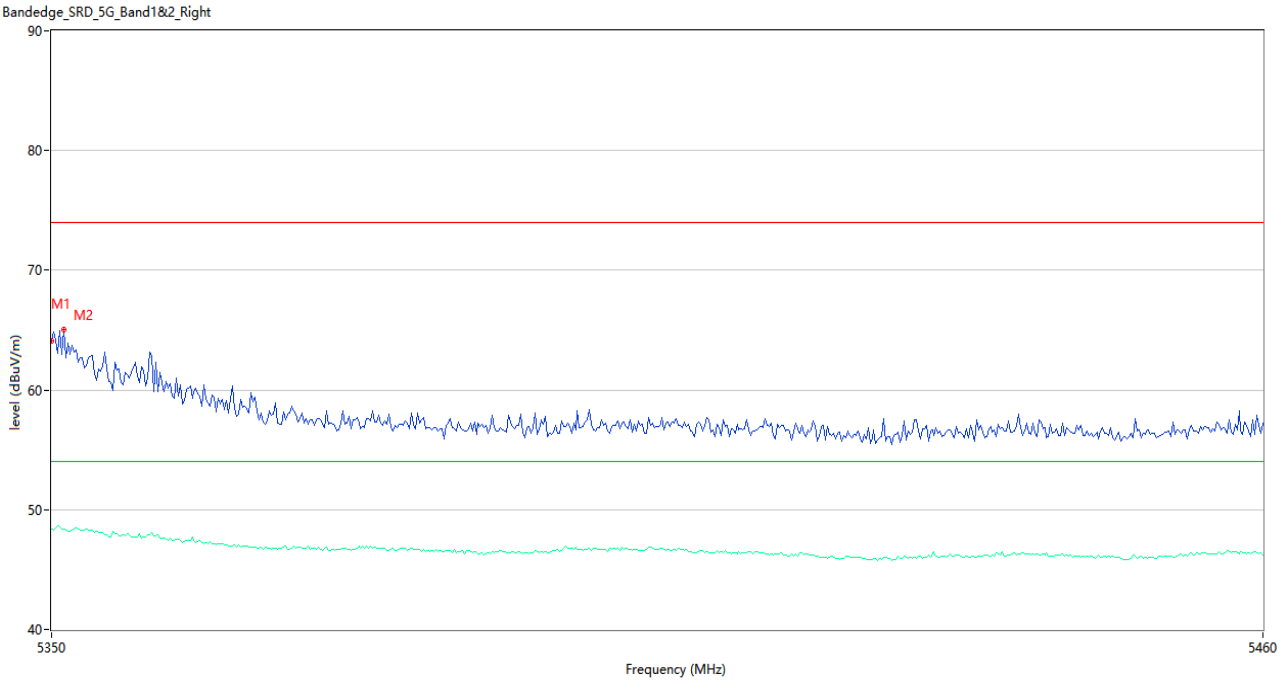

No.	Frequency (MHz)	Results (dBuV/m)	Factor (dB)	Limit (dBuV/m)	Over Limit (dB)	Detector	Table (Degree)	Height (cm)	Antenna	Verdict
1	5350.000	64.11	4.25	74.0	-9.89	Peak	4.00	150	Horizontal	Pass
1**	5350.000	48.37	4.25	54.0	-5.63	AV	4.00	150	Horizontal	Pass
2	5351.100	65.08	4.22	74.0	-8.92	Peak	16.00	150	Horizontal	Pass
2**	5351.100	48.38	4.22	54.0	-5.62	AV	16.00	150	Horizontal	Pass

U-NII-2A 11n20 CH52

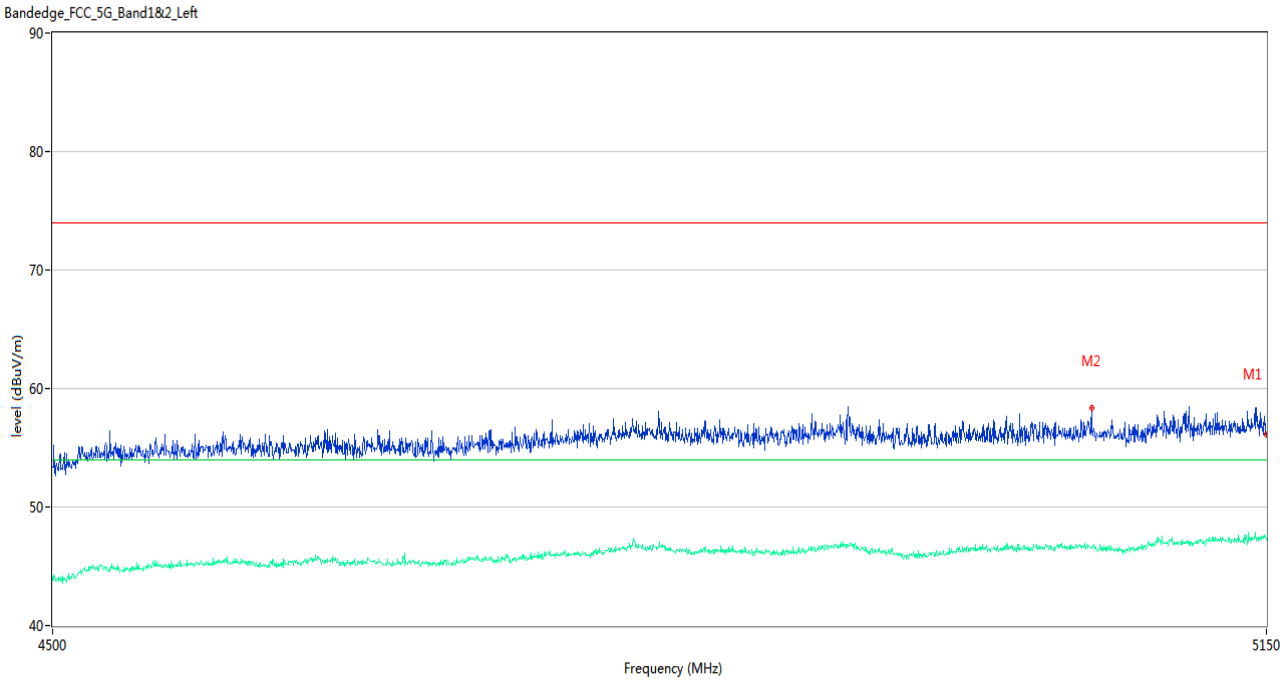

No.	Frequency (MHz)	Results (dBuV/m)	Factor (dB)	Limit (dBuV/m)	Over Limit (dB)	Detector	Table (Degree)	Height (cm)	Antenna	Verdict
1	5150.000	56.14	3.22	74.0	-17.86	Peak	279.00	150	Horizontal	Pass
1**	5150.000	47.22	3.22	54.0	-6.78	AV	279.00	150	Horizontal	Pass
2	5050.875	58.37	3.18	74.0	-15.63	Peak	234.00	150	Horizontal	Pass
2**	5050.875	46.55	3.18	54.0	-7.45	AV	234.00	150	Horizontal	Pass

U-NII-2A 11n20 CH64

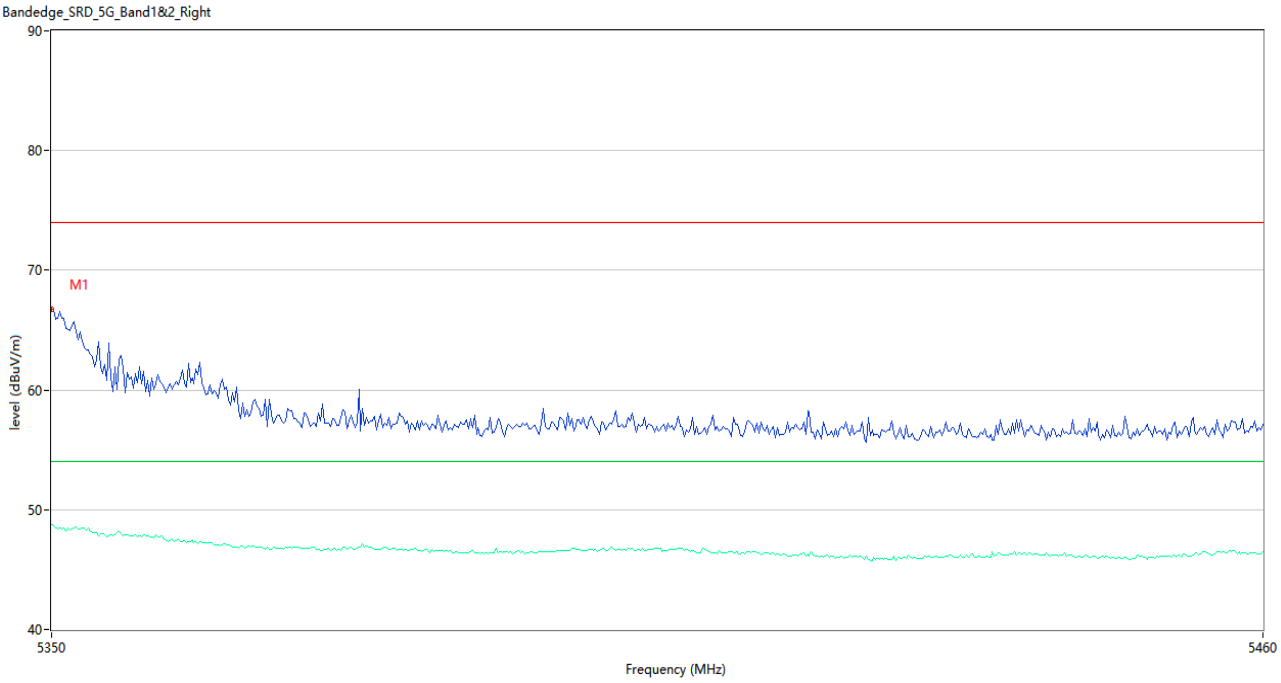

No.	Frequency (MHz)	Results (dBuV/m)	Factor (dB)	Limit (dBuV/m)	Over Limit (dB)	Detector	Table (Degree)	Height (cm)	Antenna	Verdict
1	5350.000	66.75	4.25	74.0	-7.25	Peak	22.00	150	Horizontal	Pass
1**	5350.000	48.79	4.25	54.0	-5.21	AV	22.00	150	Horizontal	Pass

U-NII-2A 11n40 CH54

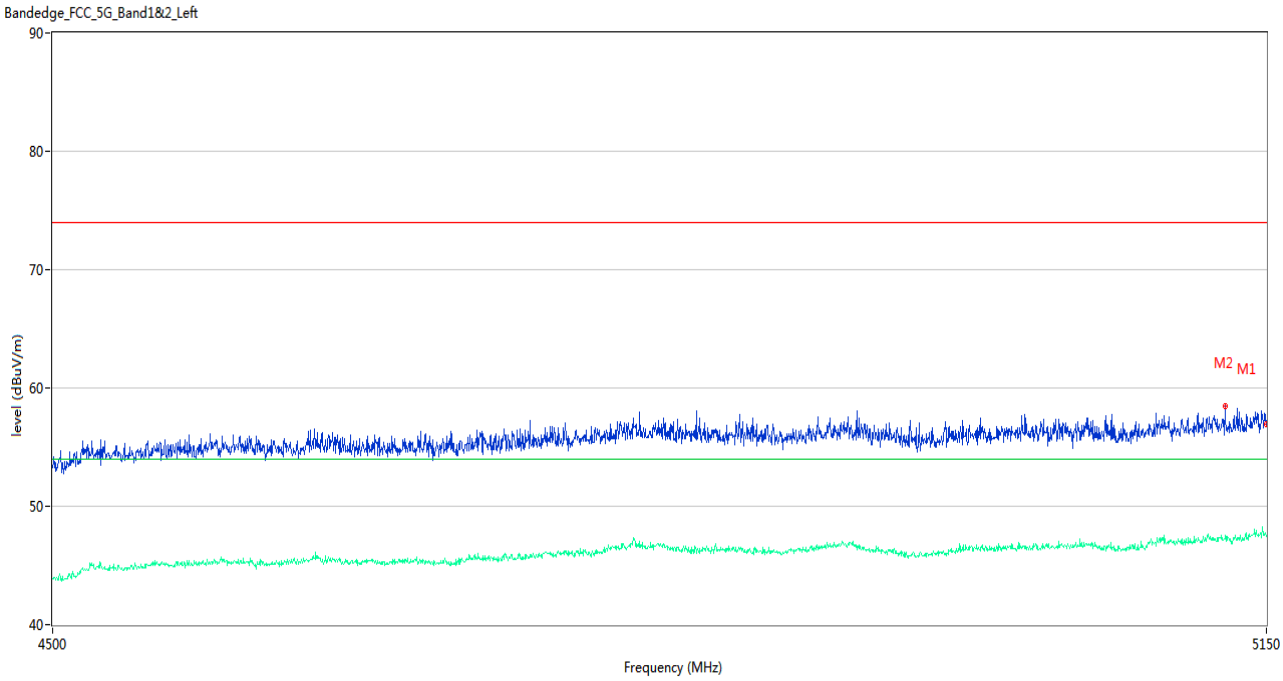

No.	Frequency (MHz)	Results (dBuV/m)	Factor (dB)	Limit (dBuV/m)	Over Limit (dB)	Detector	Table (Degree)	Height (cm)	Antenna	Verdict
1	5150.000	56.94	3.22	74.0	-17.06	Peak	278.00	150	Horizontal	Pass
1**	5150.000	47.50	3.22	54.0	-6.50	AV	278.00	150	Horizontal	Pass
2	5126.275	58.49	3.80	74.0	-15.51	Peak	32.00	150	Horizontal	Pass
2**	5126.275	47.24	3.80	54.0	-6.76	AV	32.00	150	Horizontal	Pass

U-NII-2A 11n40 CH62

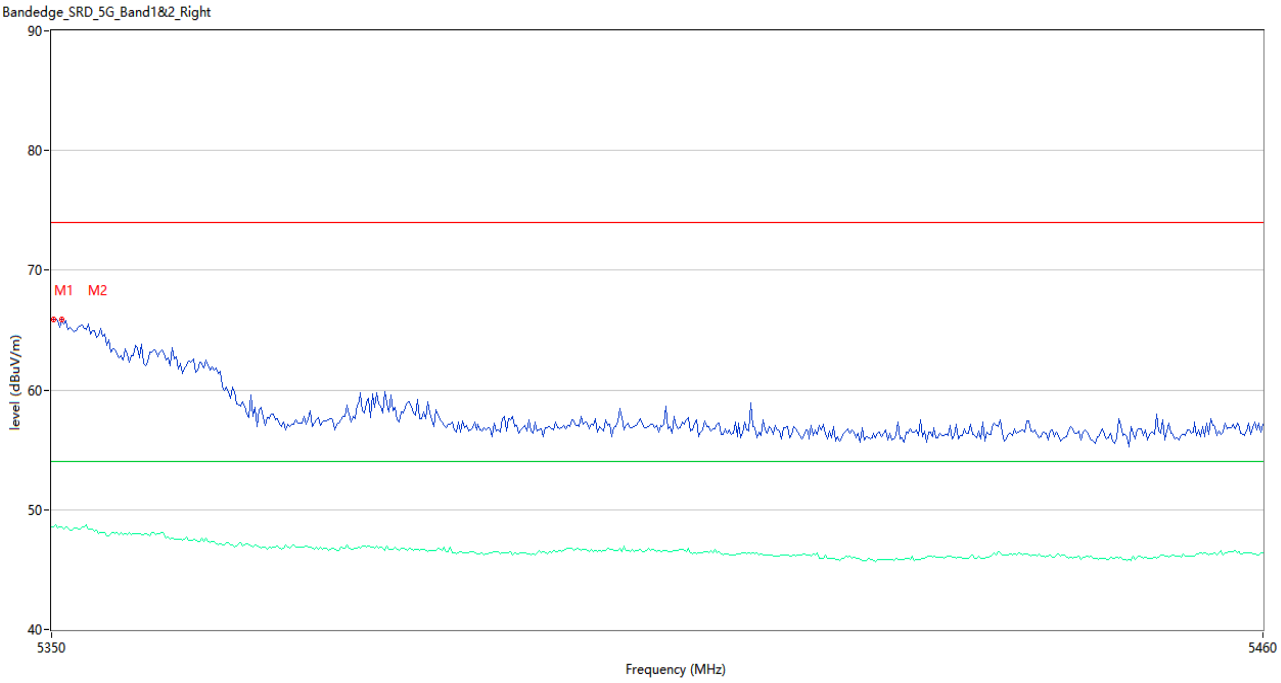

No.	Frequency (MHz)	Results (dBuV/m)	Factor (dB)	Limit (dBuV/m)	Over Limit (dB)	Detector	Table (Degree)	Height (cm)	Antenna	Verdict
1	5350.183	65.87	4.25	74.0	-8.13	Peak	11.00	150	Horizontal	Pass
1**	5350.183	48.55	4.25	54.0	-5.45	AV	11.00	150	Horizontal	Pass
2	5350.917	65.91	4.25	74.0	-8.09	Peak	5.00	150	Horizontal	Pass
2**	5350.917	48.58	4.25	54.0	-5.42	AV	5.00	150	Horizontal	Pass

U-NII-2A 11ac20 CH52

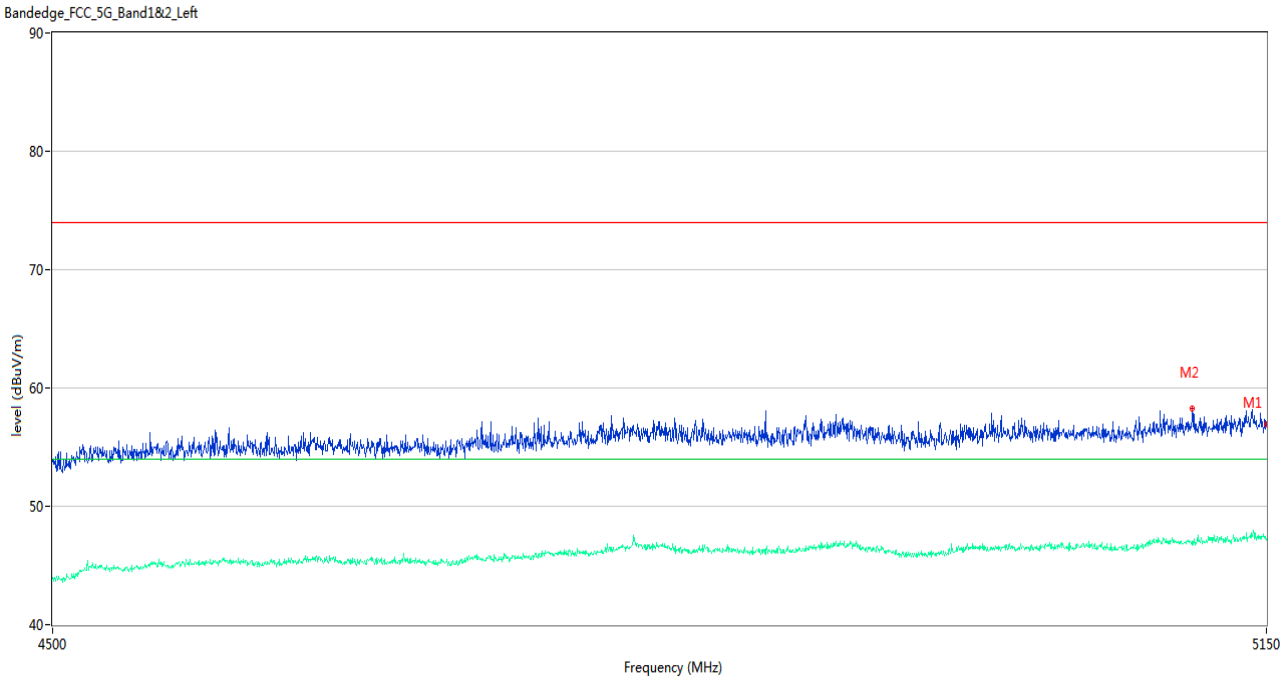

No.	Frequency (MHz)	Results (dBuV/m)	Factor (dB)	Limit (dBuV/m)	Over Limit (dB)	Detector	Table (Degree)	Height (cm)	Antenna	Verdict
1	5150.000	56.92	3.22	74.0	-17.08	Peak	8.00	150	Horizontal	Pass
1**	5150.000	47.14	3.22	54.0	-6.86	AV	8.00	150	Horizontal	Pass
2	5107.750	58.31	3.50	74.0	-15.69	Peak	360.00	150	Horizontal	Pass
2**	5107.750	47.06	3.50	54.0	-6.94	AV	360.00	150	Horizontal	Pass

U-NII-2A 11ac20 CH64

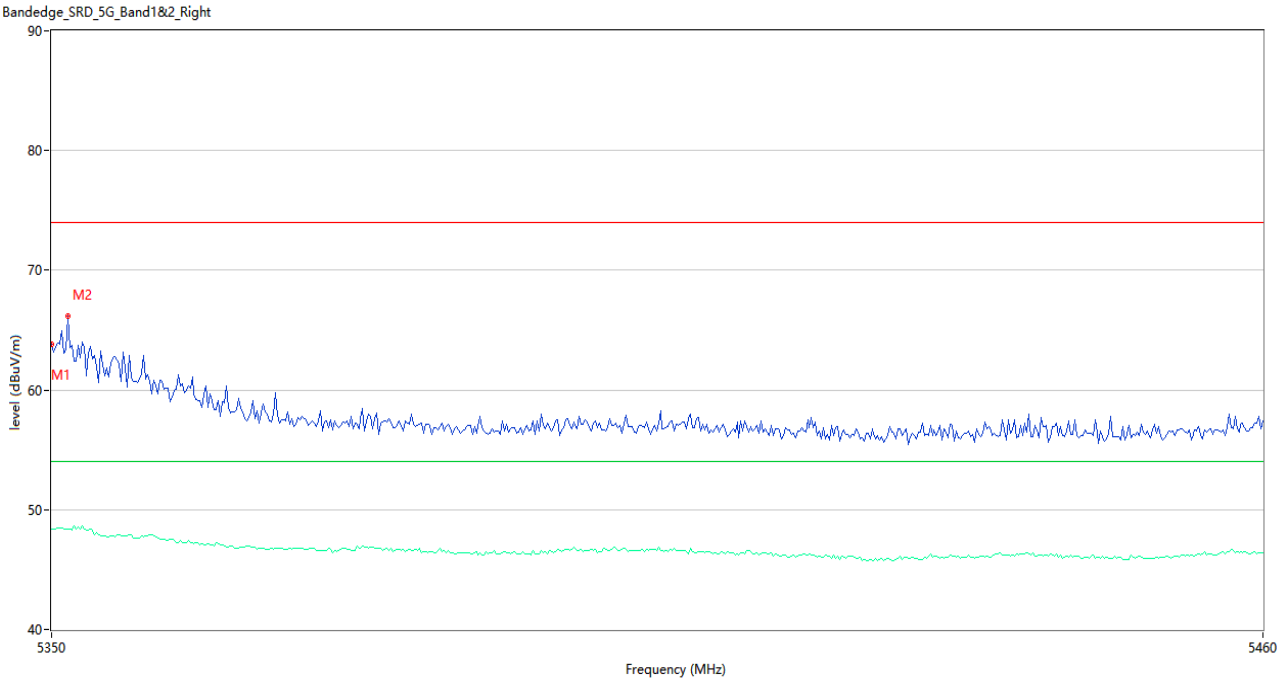

No.	Frequency (MHz)	Results (dBuV/m)	Factor (dB)	Limit (dBuV/m)	Over Limit (dB)	Detector	Table (Degree)	Height (cm)	Antenna	Verdict
1	5350.000	63.85	4.25	74.0	-10.15	Peak	18.00	150	Horizontal	Pass
1**	5350.000	48.34	4.25	54.0	-5.66	AV	18.00	150	Horizontal	Pass
2	5351.467	66.18	4.18	74.0	-7.82	Peak	9.00	150	Horizontal	Pass
2**	5351.467	48.39	4.18	54.0	-5.61	AV	9.00	150	Horizontal	Pass

U-NII-2A 11ac40 CH54

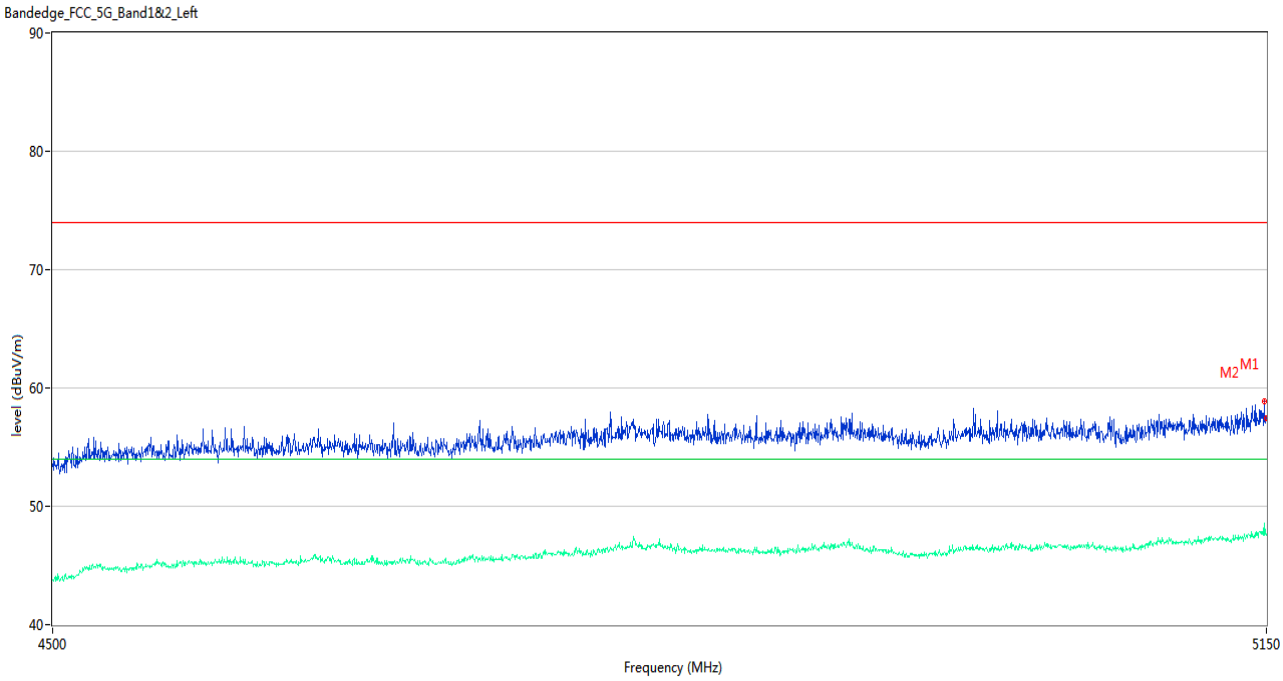

No.	Frequency (MHz)	Results (dBuV/m)	Factor (dB)	Limit (dBuV/m)	Over Limit (dB)	Detector	Table (Degree)	Height (cm)	Antenna	Verdict
1	5150.000	57.40	3.22	74.0	-16.60	Peak	157.00	150	Horizontal	Pass
1**	5150.000	47.52	3.22	54.0	-6.48	AV	157.00	150	Horizontal	Pass
2	5148.700	58.88	3.35	74.0	-15.12	Peak	97.00	150	Horizontal	Pass
2**	5148.700	47.57	3.35	54.0	-6.43	AV	97.00	150	Horizontal	Pass

U-NII-2A 11ac40 CH62

No.	Frequency (MHz)	Results (dBuV/m)	Factor (dB)	Limit (dBuV/m)	Over Limit (dB)	Detector	Table (Degree)	Height (cm)	Antenna	Verdict
1	5350.000	65.24	4.25	74.0	-8.76	Peak	12.00	150	Horizontal	Pass
1**	5350.000	48.87	4.25	54.0	-5.13	AV	12.00	150	Horizontal	Pass
2	5350.367	66.13	4.25	74.0	-7.87	Peak	13.00	150	Horizontal	Pass
2**	5350.367	48.94	4.25	54.0	-5.06	AV	13.00	150	Horizontal	Pass

U-NII-2A 11ac80 CH58

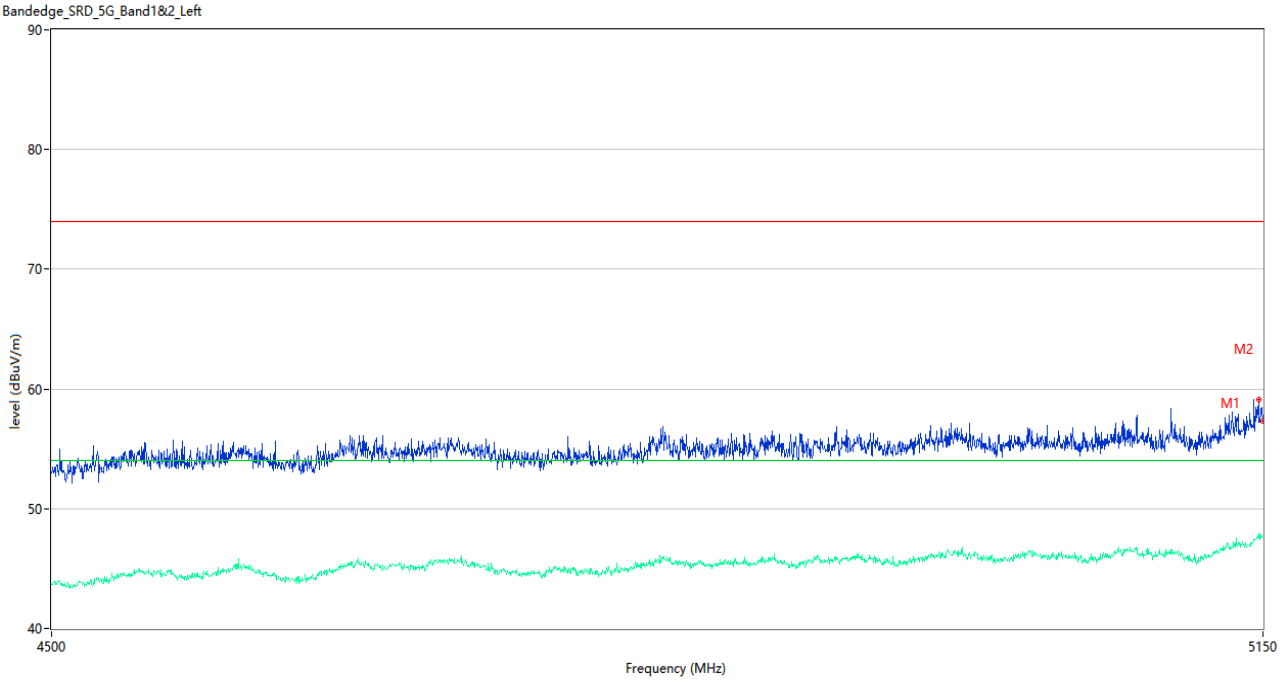

No.	Frequency (MHz)	Results (dBuV/m)	Factor (dB)	Limit (dBuV/m)	Over Limit (dB)	Detector	Table (Degree)	Height (cm)	Antenna	Verdict
1	5150.000	57.37	4.71	74.0	-16.63	Peak	2.00	150	Horizontal	Pass
1**	5150.000	47.60	4.71	54.0	-6.40	AV	2.00	150	Horizontal	Pass
2	5147.400	59.11	4.81	74.0	-14.89	Peak	22.00	150	Horizontal	Pass
2**	5147.400	47.88	4.81	54.0	-6.12	AV	22.00	150	Horizontal	Pass

U-NII-2A 11ac80 CH58

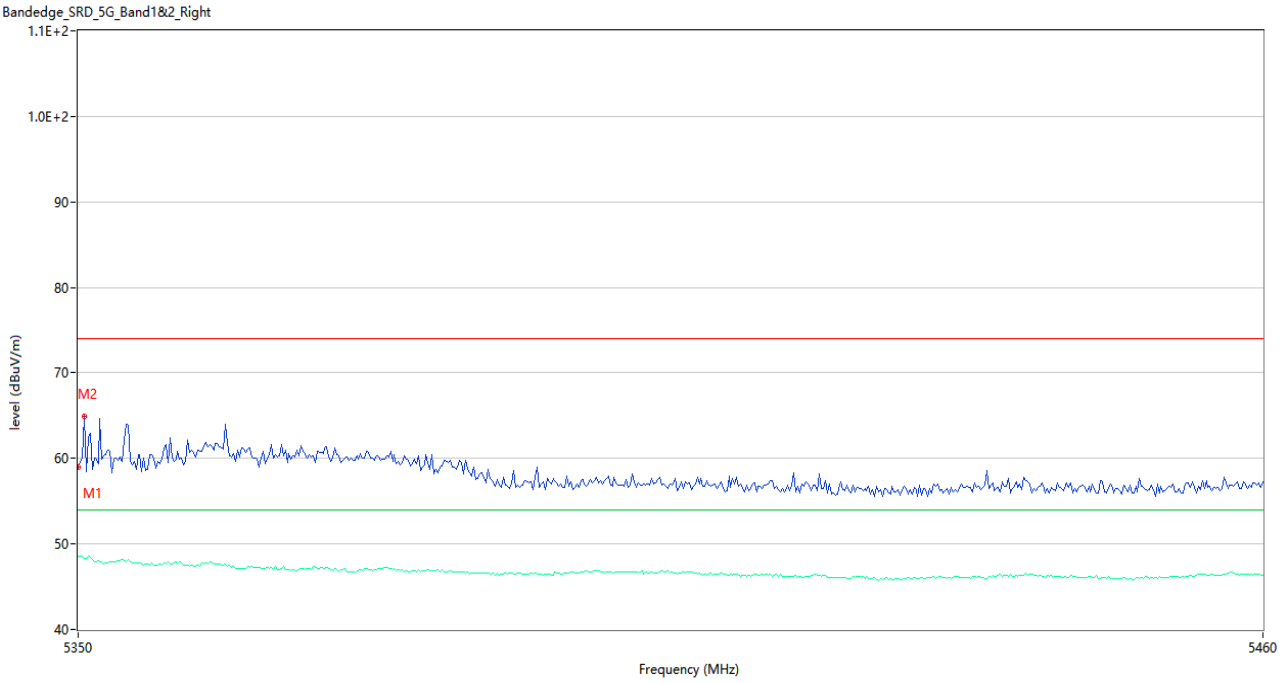

No.	Frequency (MHz)	Results (dBuV/m)	Factor (dB)	Limit (dBuV/m)	Over Limit (dB)	Detector	Table (Degree)	Height (cm)	Antenna	Verdict
1	5350.000	58.98	4.25	74.0	-15.02	Peak	4.00	150	Horizontal	Pass
1**	5350.000	48.52	4.25	54.0	-5.48	AV	4.00	150	Horizontal	Pass
2	5350.550	64.90	4.26	74.0	-9.10	Peak	7.00	150	Horizontal	Pass
2**	5350.550	48.36	4.26	54.0	-5.64	AV	7.00	150	Horizontal	Pass

U-NII-2C 11a CH100

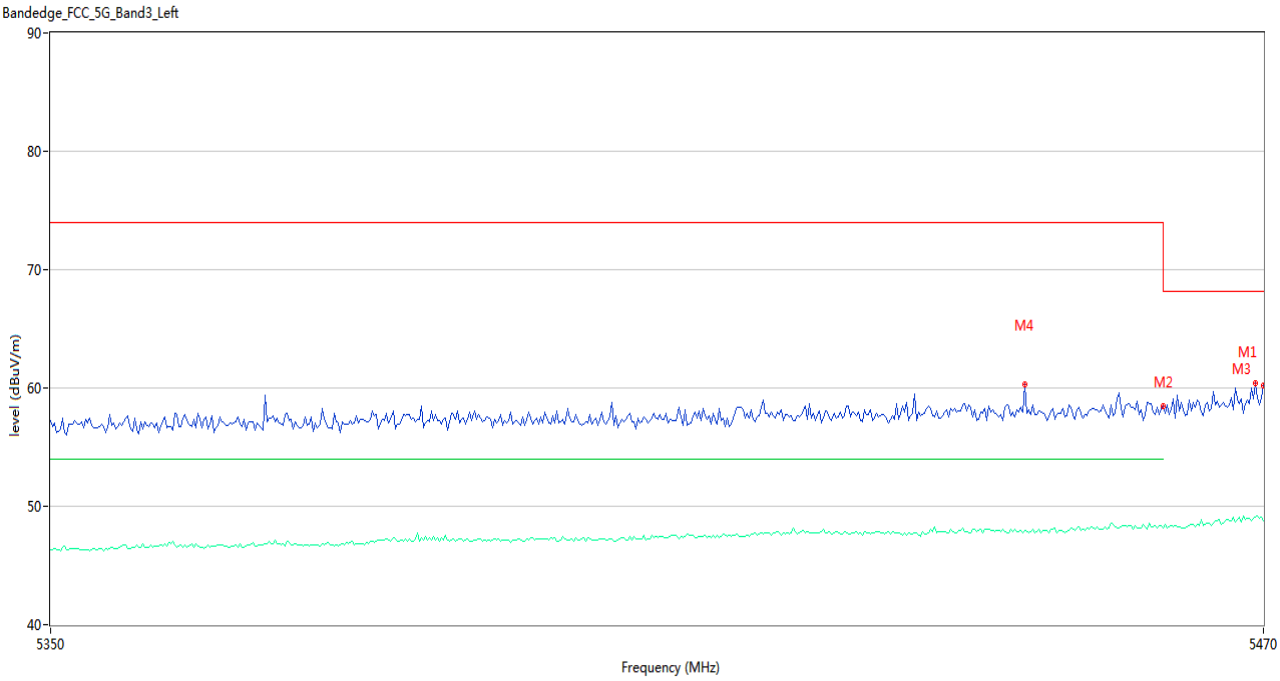

No.	Frequency (MHz)	Results (dBuV/m)	Factor (dB)	Limit (dBuV/m)	Over Limit (dB)	Detector	Table (Degree)	Height (cm)	Antenna	Verdict
1	5470.000	60.25	3.88	68.2	-7.95	Peak	134.00	150	Horizontal	Pass
1**	5470.000	48.78	3.88	--	--	AV	134.00	150	Horizontal	N/A
2	5460.000	58.51	3.79	74.0	-15.49	Peak	152.00	150	Horizontal	Pass
2**	5460.000	48.14	3.79	54.0	-5.86	AV	152.00	150	Horizontal	Pass
3	5469.200	60.41	3.89	68.2	-7.79	Peak	134.00	150	Horizontal	Pass
3**	5469.200	49.06	3.89	--	--	AV	134.00	150	Horizontal	N/A
4	5446.200	60.27	3.56	74.0	-13.73	Peak	138.00	150	Horizontal	Pass
4**	5446.200	47.98	3.56	54.0	-6.02	AV	138.00	150	Horizontal	Pass

U-NII-2C 11a CH140

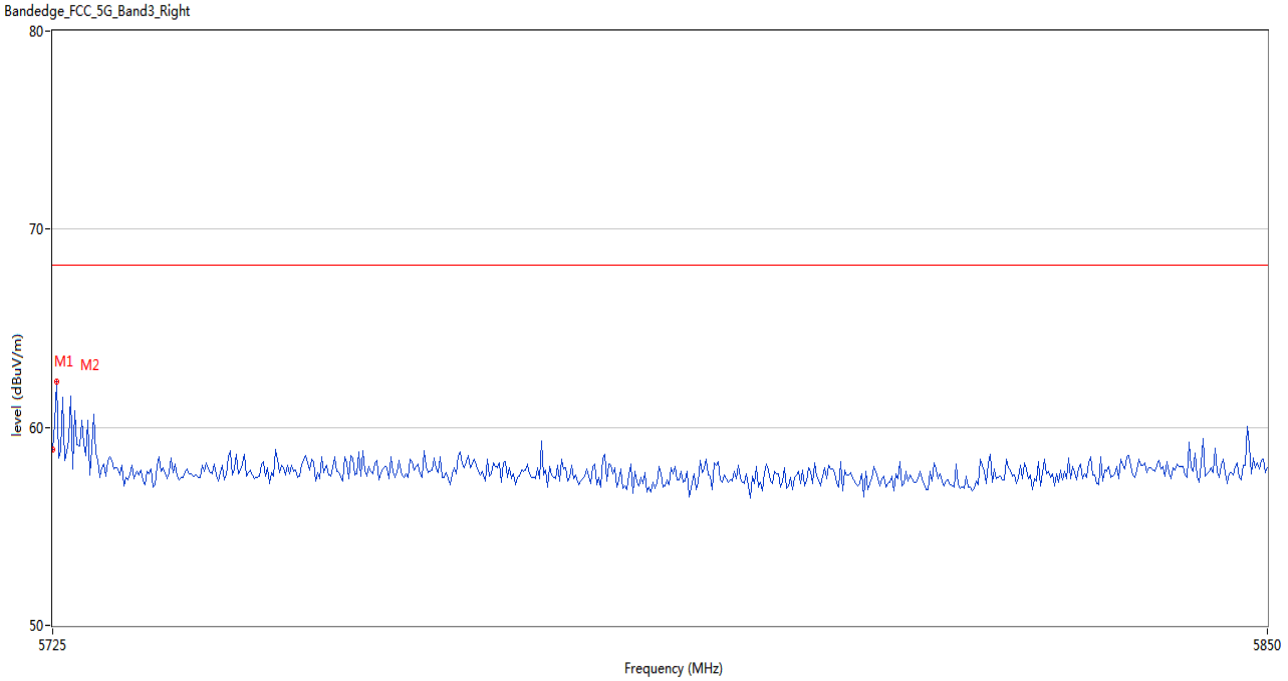

No.	Frequency (MHz)	Results (dBuV/m)	Factor (dB)	Limit (dBuV/m)	Over Limit (dB)	Detector	Table (Degree)	Height (cm)	Antenna	Verdict
1	5725.000	58.87	3.78	68.2	-9.33	Peak	178.00	150	Horizontal	Pass
2	5725.416	62.33	3.75	68.2	-5.87	Peak	122.00	150	Horizontal	Pass

U-NII-2C 11n20 CH100

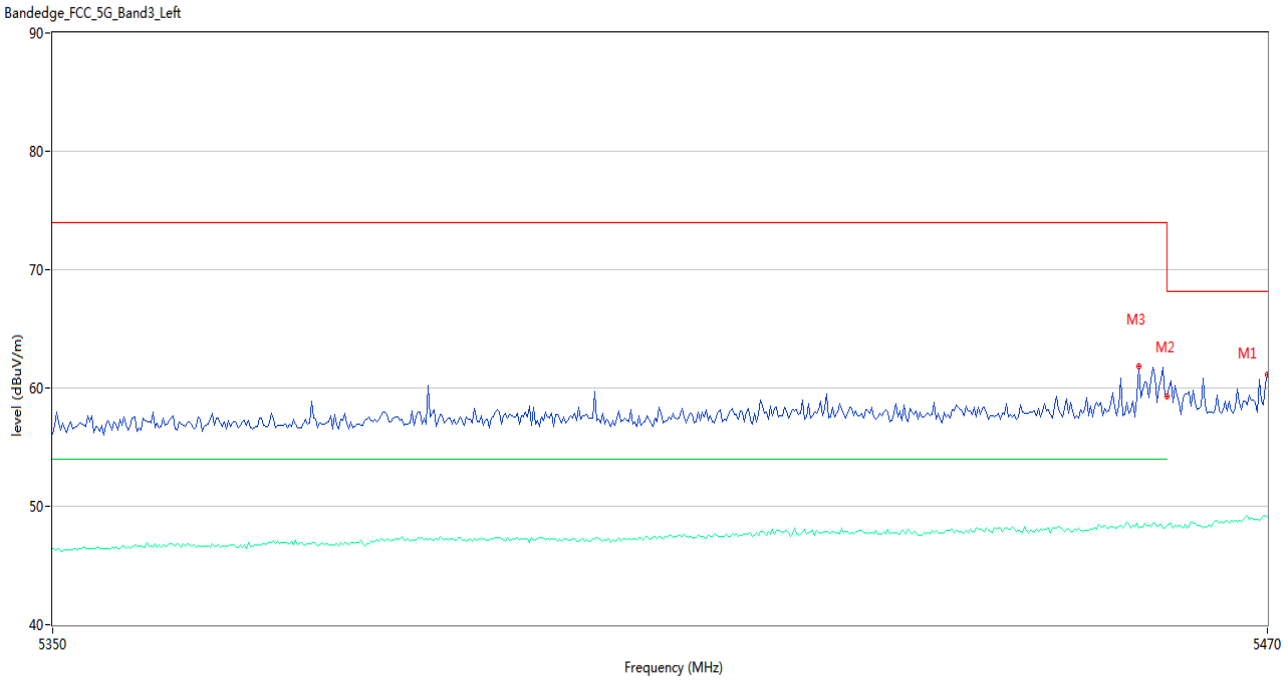

No.	Frequency (MHz)	Results (dBuV/m)	Factor (dB)	Limit (dBuV/m)	Over Limit (dB)	Detector	Table (Degree)	Height (cm)	Antenna	Verdict
1	5470.000	61.13	3.88	68.2	-7.07	Peak	128.00	150	Horizontal	Pass
1**	5470.000	49.13	3.88	--	--	AV	128.00	150	Horizontal	N/A
2	5460.000	59.27	3.79	74.0	-14.73	Peak	134.00	150	Horizontal	Pass
2**	5460.000	48.40	3.79	54.0	-5.60	AV	134.00	150	Horizontal	Pass
3	5457.200	61.80	3.80	74.0	-12.20	Peak	128.00	150	Horizontal	Pass
3**	5457.200	48.11	3.80	54.0	-5.89	AV	128.00	150	Horizontal	Pass

U-NII-2C 11n20 CH140

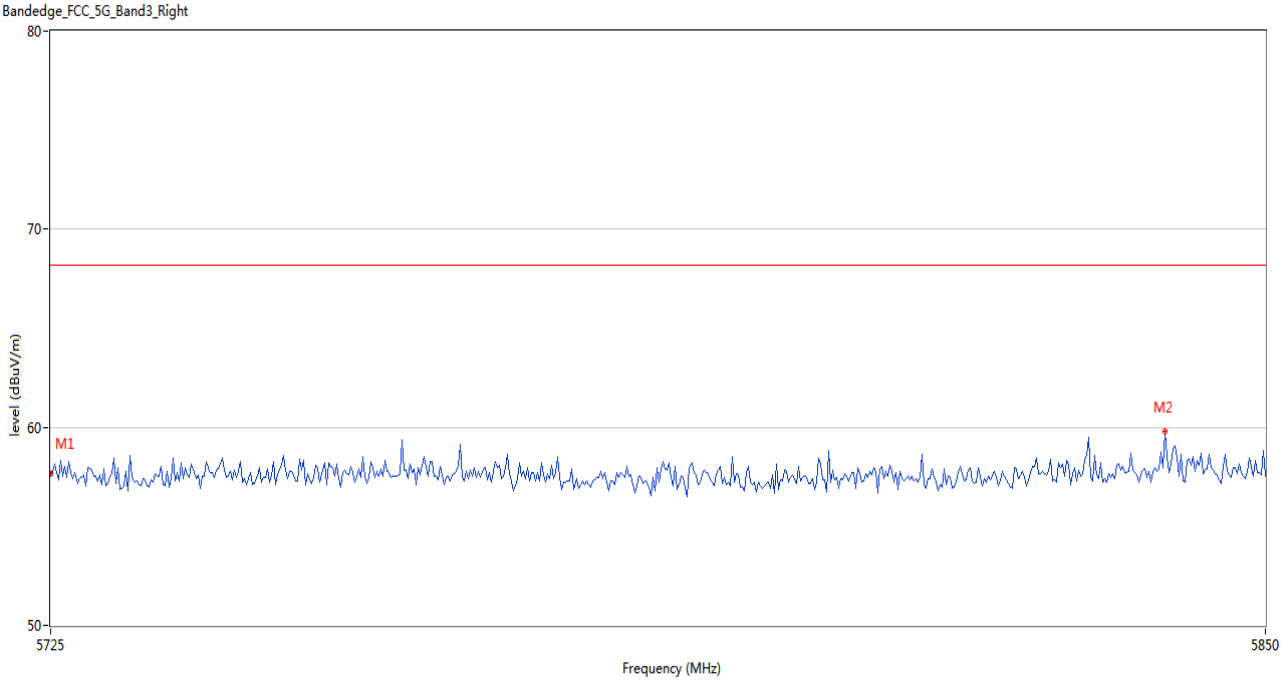

No.	Frequency (MHz)	Results (dBuV/m)	Factor (dB)	Limit (dBuV/m)	Over Limit (dB)	Detector	Table (Degree)	Height (cm)	Antenna	Verdict
1	5725.000	57.65	3.78	68.2	-10.55	Peak	135.00	150	Horizontal	Pass
2	5839.584	59.78	4.15	68.2	-8.42	Peak	37.00	150	Horizontal	Pass

U-NII-2C 11n40 CH102

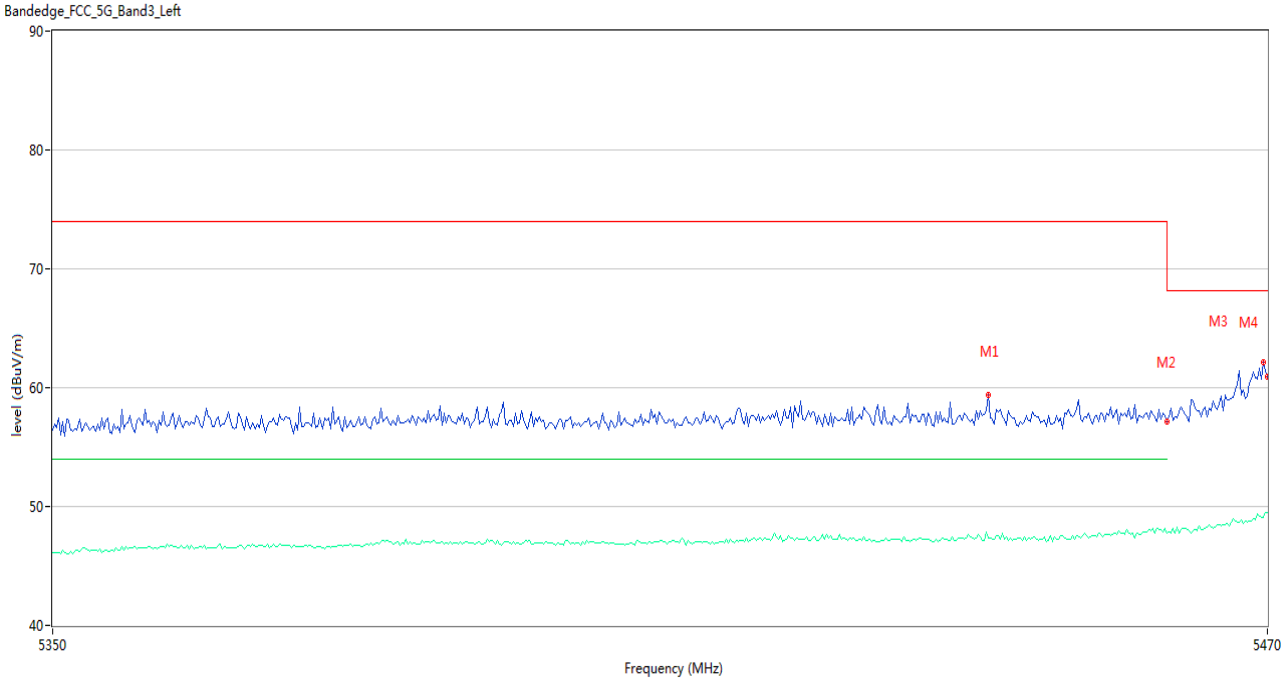

No.	Frequency (MHz)	Results (dBuV/m)	Factor (dB)	Limit (dBuV/m)	Over Limit (dB)	Detector	Table (Degree)	Height (cm)	Antenna	Verdict
1	5442.200	59.41	3.66	74.0	-14.59	Peak	153.00	150	Horizontal	Pass
1**	5442.200	47.36	3.66	54.0	-6.64	AV	153.00	150	Horizontal	Pass
2	5460.000	57.14	3.79	74.0	-16.86	Peak	105.00	150	Horizontal	Pass
2**	5460.000	47.77	3.79	54.0	-6.23	AV	105.00	150	Horizontal	Pass
3	5469.600	62.14	3.88	68.2	-6.06	Peak	129.00	150	Horizontal	Pass
3**	5469.600	49.08	3.88	--	--	AV	129.00	150	Horizontal	N/A
4	5470.000	60.90	3.88	68.2	-7.30	Peak	137.00	150	Horizontal	Pass
4**	5470.000	49.50	3.88	--	--	AV	137.00	150	Horizontal	N/A

U-NII-2C 11n40 CH134

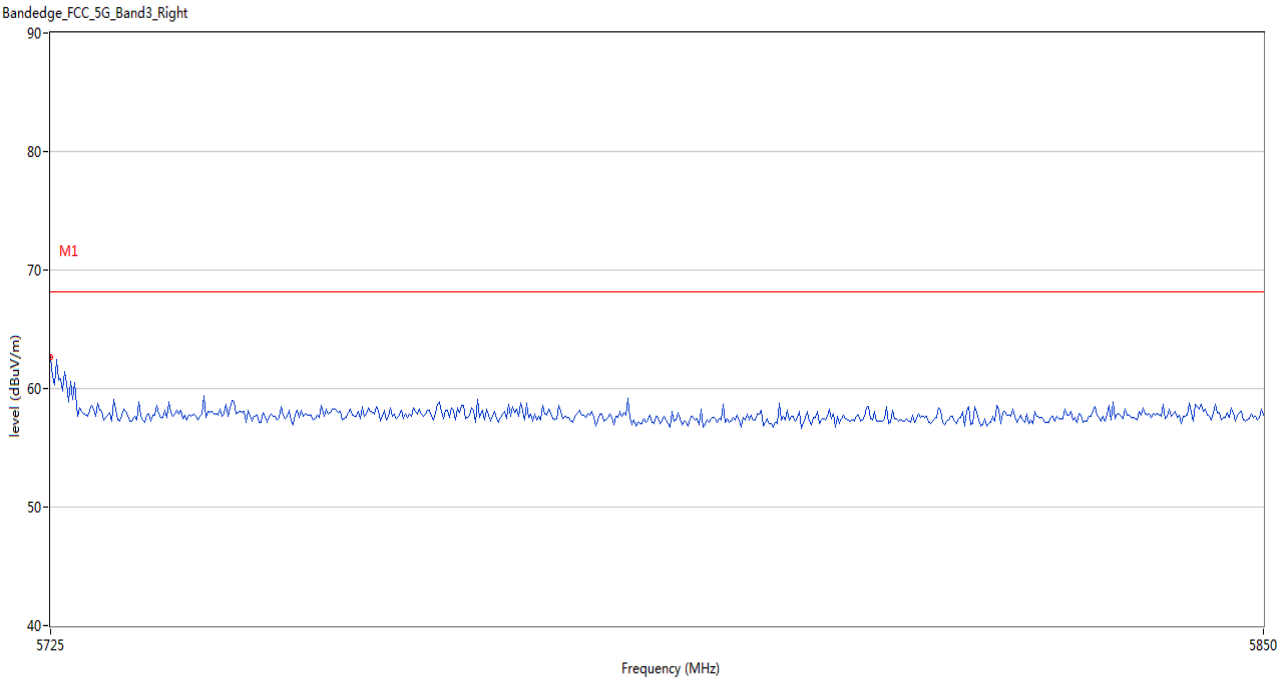

No.	Frequency (MHz)	Results (dBuV/m)	Factor (dB)	Limit (dBuV/m)	Over Limit (dB)	Detector	Table (Degree)	Height (cm)	Antenna	Verdict
1	5725.000	62.65	3.78	68.2	-5.55	Peak	158.00	150	Horizontal	Pass

U-NII-2C 11ac20 CH100

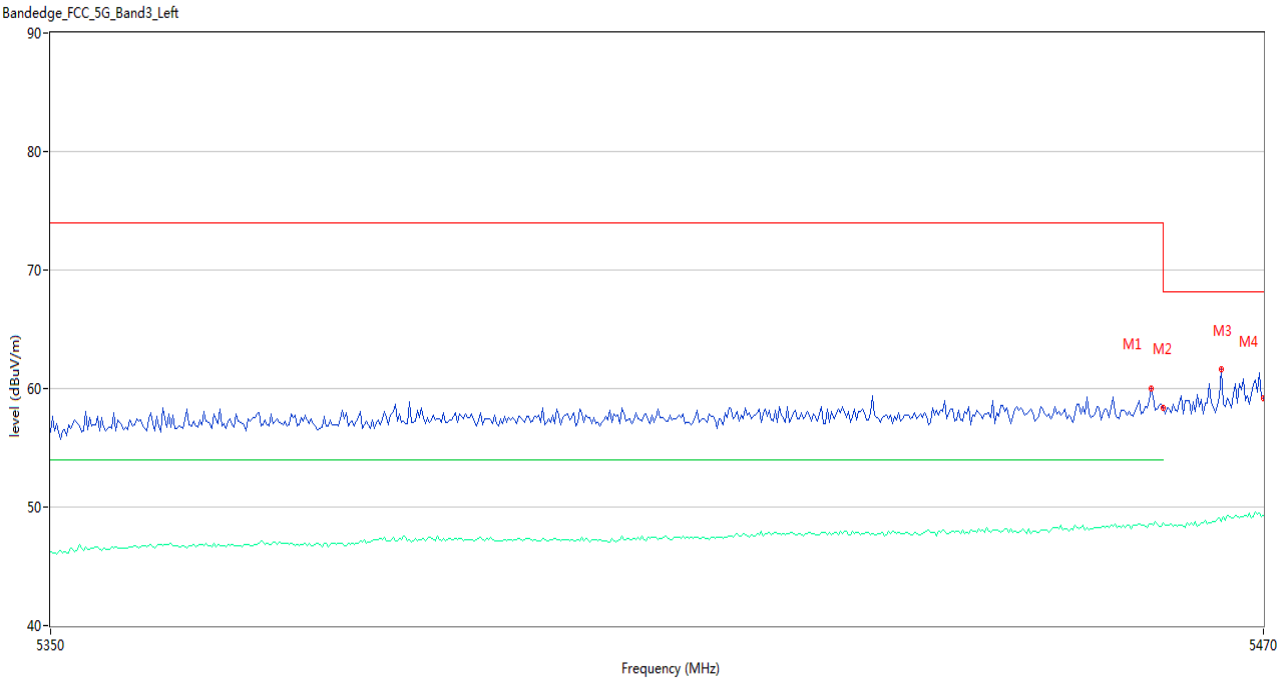

No.	Frequency (MHz)	Results (dBuV/m)	Factor (dB)	Limit (dBuV/m)	Over Limit (dB)	Detector	Table (Degree)	Height (cm)	Antenna	Verdict
1	5458.800	59.96	3.84	74.0	-14.04	Peak	141.00	150	Horizontal	Pass
1**	5458.800	48.58	3.84	54.0	-5.42	AV	141.00	150	Horizontal	Pass
2	5460.000	58.36	3.79	74.0	-15.64	Peak	136.00	150	Horizontal	Pass
2**	5460.000	48.66	3.79	54.0	-5.34	AV	136.00	150	Horizontal	Pass
3	5465.800	61.66	3.87	68.2	-6.54	Peak	126.00	150	Horizontal	Pass
3**	5465.800	48.79	3.87	--	--	AV	126.00	150	Horizontal	N/A
4	5470.000	59.16	3.88	68.2	-9.04	Peak	136.00	150	Horizontal	Pass
4**	5470.000	49.28	3.88	--	--	AV	136.00	150	Horizontal	N/A

U-NII-2C 11ac20 CH140

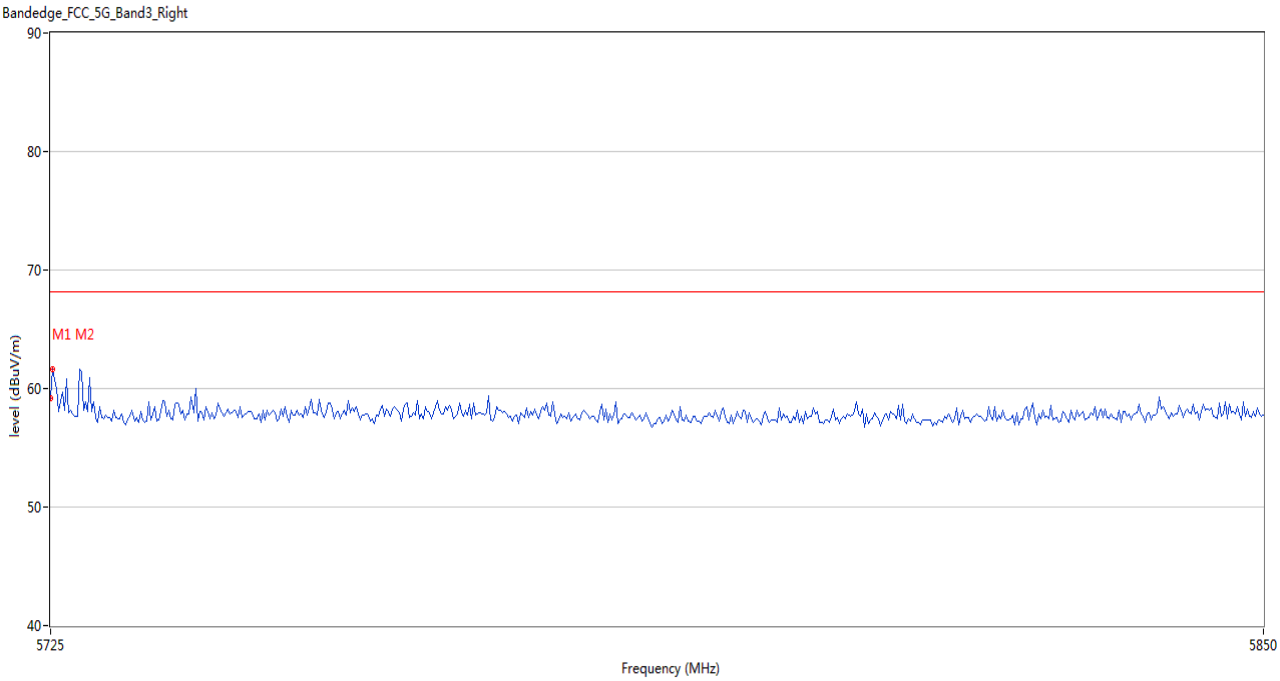

No.	Frequency (MHz)	Results (dBuV/m)	Factor (dB)	Limit (dBuV/m)	Over Limit (dB)	Detector	Table (Degree)	Height (cm)	Antenna	Verdict
1	5725.000	59.14	3.78	68.2	-9.06	Peak	141.00	150	Horizontal	Pass
2	5725.209	61.67	3.76	68.2	-6.53	Peak	154.00	150	Horizontal	Pass

U-NII-2C 11ac40 CH102

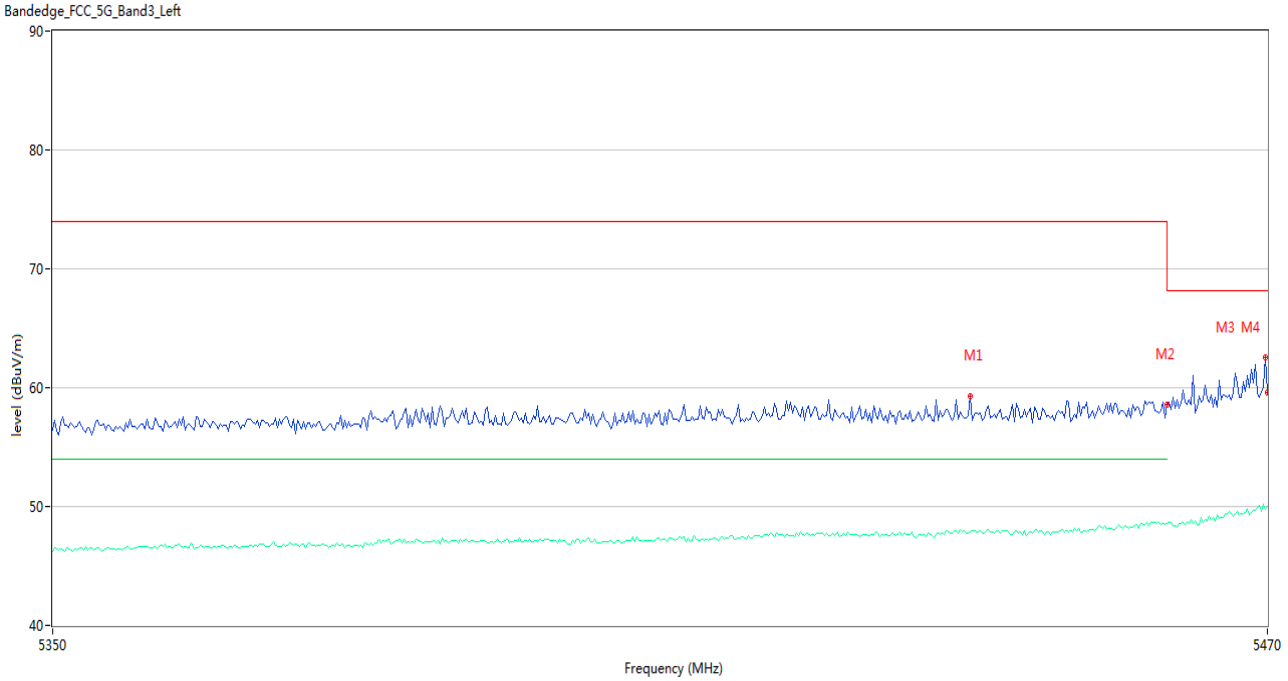

No.	Frequency (MHz)	Results (dBuV/m)	Factor (dB)	Limit (dBuV/m)	Over Limit (dB)	Detector	Table (Degree)	Height (cm)	Antenna	Verdict
1	5440.400	59.27	3.59	74.0	-14.73	Peak	177.00	150	Horizontal	Pass
1**	5440.400	47.86	3.59	54.0	-6.14	AV	177.00	150	Horizontal	Pass
2	5460.000	58.54	3.79	74.0	-15.46	Peak	149.00	150	Horizontal	Pass
2**	5460.000	48.53	3.79	54.0	-5.47	AV	149.00	150	Horizontal	Pass
3	5469.800	62.51	3.88	68.2	-5.69	Peak	149.00	150	Horizontal	Pass
3**	5469.800	49.80	3.88	--	49.80	AV	149.00	150	Horizontal	N/A
4	5470.000	59.58	3.88	68.2	-8.62	Peak	142.00	150	Horizontal	Pass
4**	5470.000	50.04	3.88	--	50.04	AV	142.00	150	Horizontal	N/A

U-NII-2C 11ac40 CH134

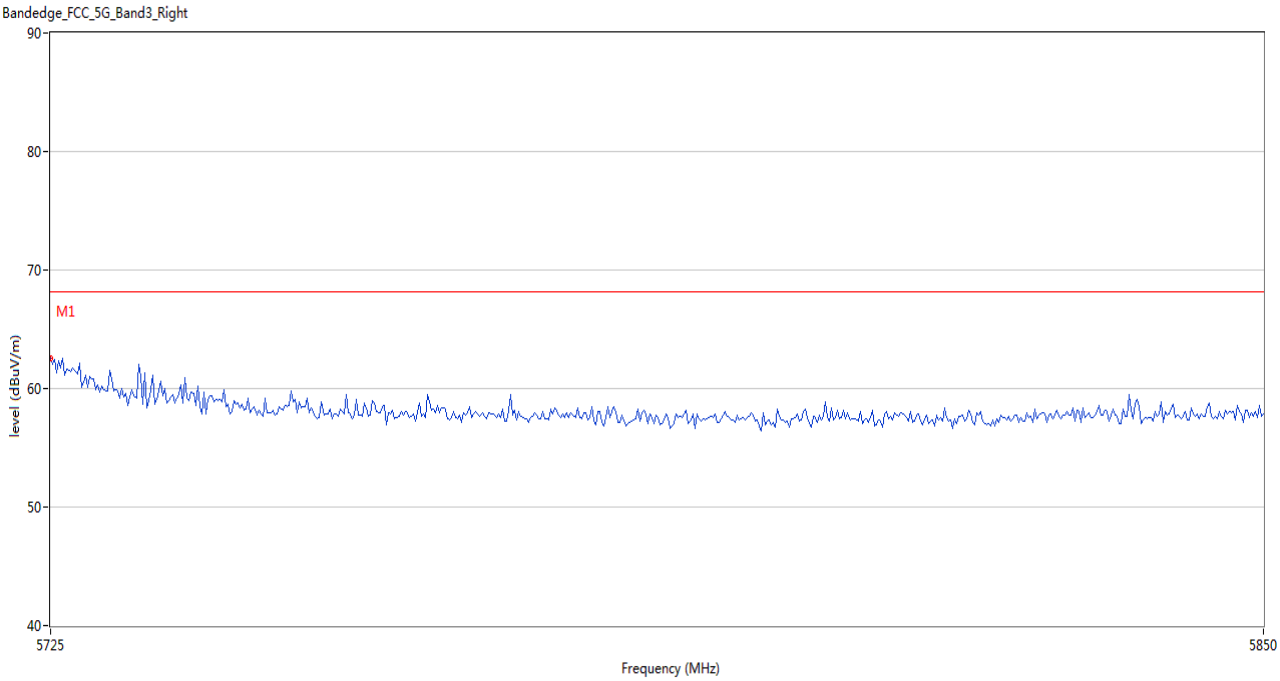

No.	Frequency (MHz)	Results (dBuV/m)	Factor (dB)	Limit (dBuV/m)	Over Limit (dB)	Detector	Table (Degree)	Height (cm)	Antenna	Verdict
1	5725.000	62.58	3.78	68.2	-5.62	Peak	133.00	150	Horizontal	Pass

U-NII-2C 11ac80 CH106

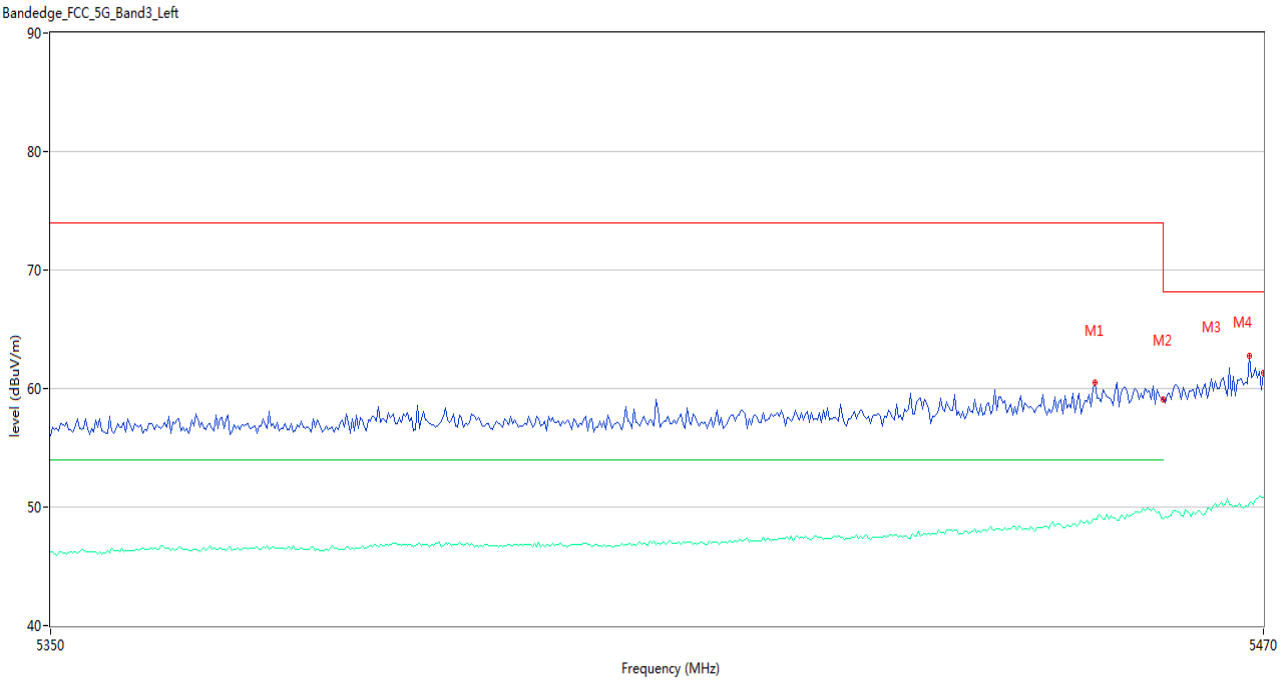

No.	Frequency (MHz)	Results (dBuV/m)	Factor (dB)	Limit (dBuV/m)	Over Limit (dB)	Detector	Table (Degree)	Height (cm)	Antenna	Verdict
1	5453.200	60.53	3.83	74.0	-13.47	Peak	132.00	150	Horizontal	Pass
1**	5453.200	48.92	3.83	54.0	-5.08	AV	132.00	150	Horizontal	Pass
2	5460.000	59.13	3.79	74.0	-14.87	Peak	140.00	150	Horizontal	Pass
2**	5460.000	48.91	3.79	54.0	-5.09	AV	140.00	150	Horizontal	Pass
3	5468.600	62.75	3.90	68.2	-5.45	Peak	148.00	150	Horizontal	Pass
3**	5468.600	50.32	3.90	--	50.32	AV	148.00	150	Horizontal	N/A
4	5470.000	61.31	3.88	68.2	-6.89	Peak	148.00	150	Horizontal	Pass
4**	5470.000	50.82	3.88	--	50.82	AV	148.00	150	Horizontal	N/A

U-NII-2C 11ac80 CH122

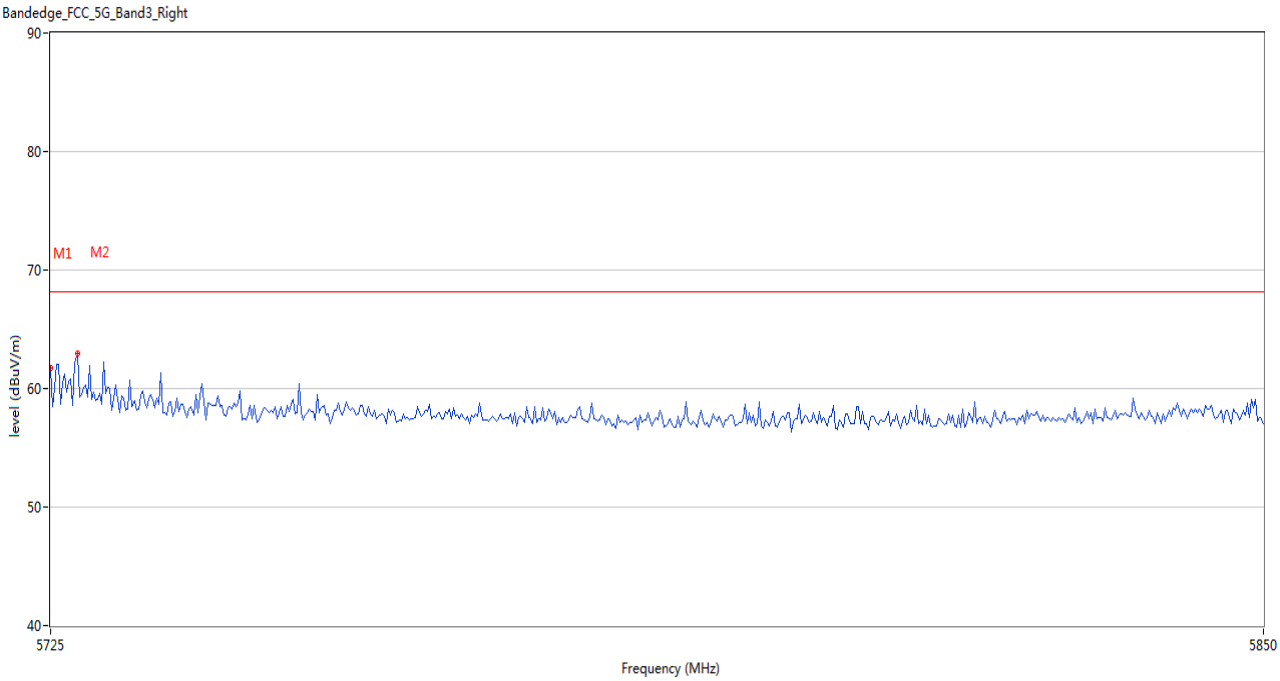

No.	Frequency (MHz)	Results (dBuV/m)	Factor (dB)	Limit (dBuV/m)	Over Limit (dB)	Detector	Table (Degree)	Height (cm)	Antenna	Verdict
1	5725.000	61.74	3.78	68.2	-6.46	Peak	152.00	150	Horizontal	Pass
2	5727.709	62.92	3.63	68.2	-5.28	Peak	144.00	150	Horizontal	Pass

U-NII-3 11a CH149

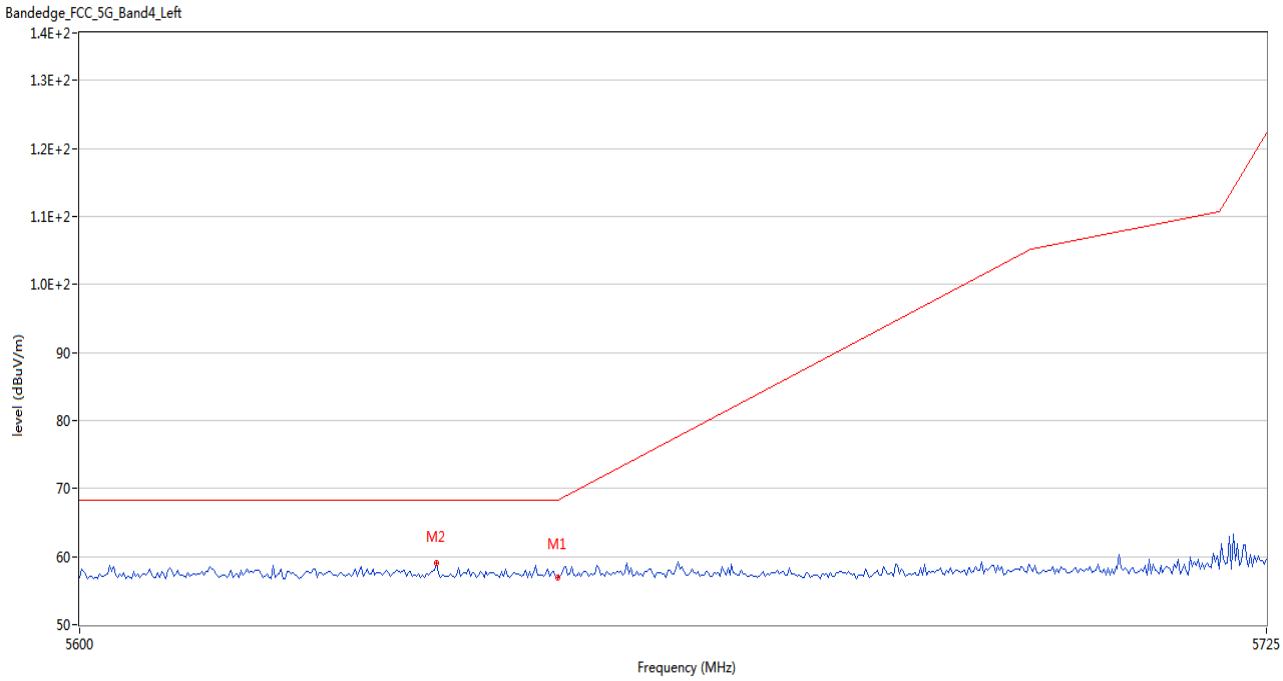

No.	Frequency (MHz)	Results (dBuV/m)	Factor (dB)	Limit (dBuV/m)	Over Limit (dB)	Detector	Table (Degree)	Height (cm)	Antenna	Verdict
1	5650.000	56.92	3.60	68.2	-11.28	Peak	15.00	150	Horizontal	Pass
2	5637.292	59.05	3.35	68.2	-9.15	Peak	234.00	150	Horizontal	Pass

U-NII-3 11a CH165

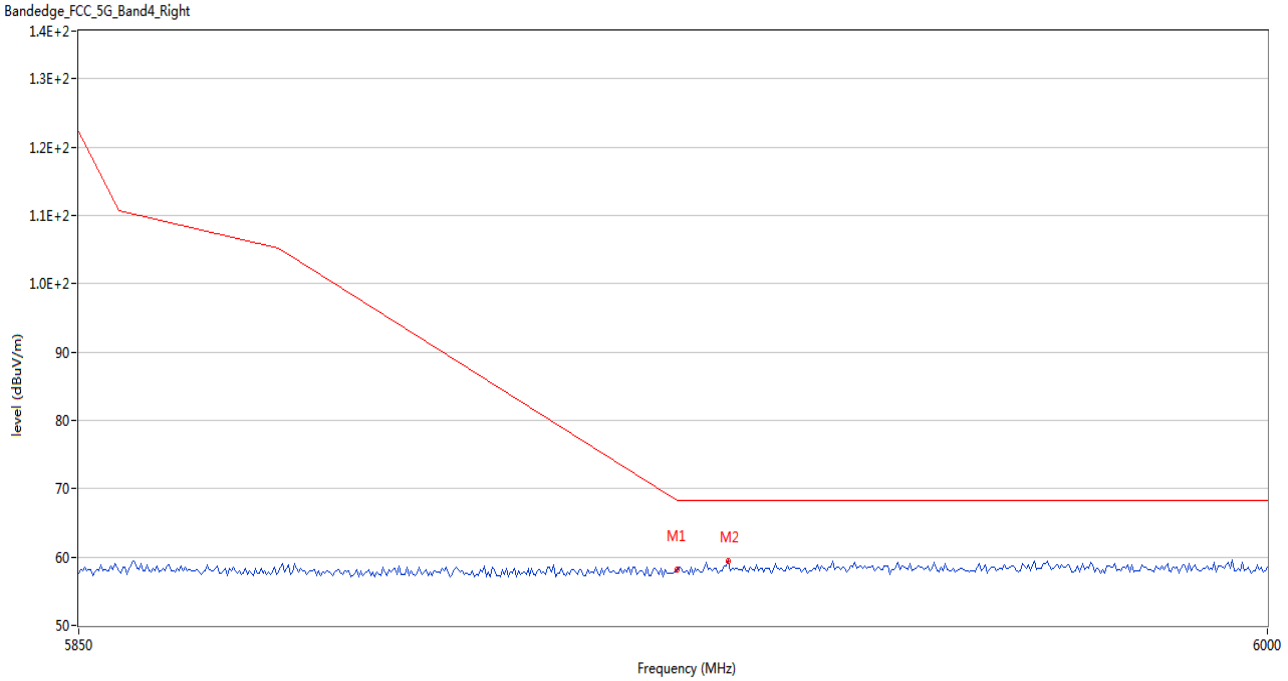

No.	Frequency (MHz)	Results (dBuV/m)	Factor (dB)	Limit (dBuV/m)	Over Limit (dB)	Detector	Table (Degree)	Height (cm)	Antenna	Verdict
1	5925.000	58.13	3.43	68.2	-10.07	Peak	180.00	150	Horizontal	Pass
2	5931.500	59.47	3.81	68.2	-8.73	Peak	148.00	150	Horizontal	Pass

U-NII-3 11n20 CH149

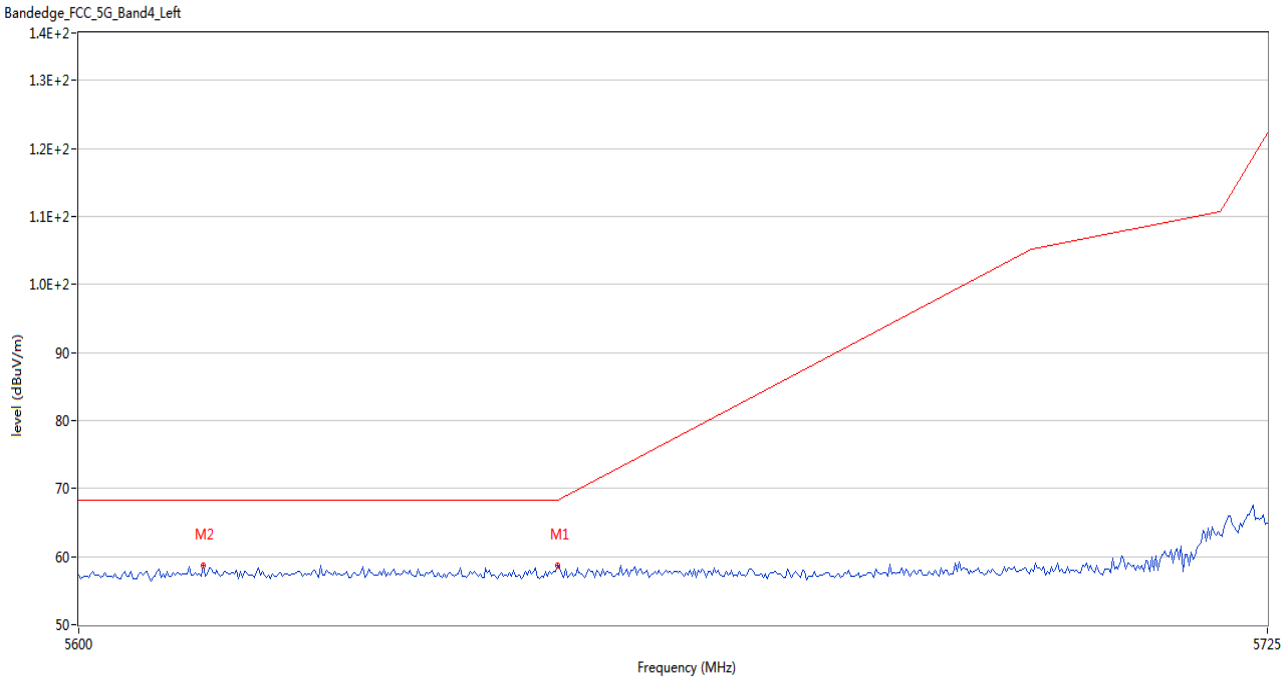

No.	Frequency (MHz)	Results (dBuV/m)	Factor (dB)	Limit (dBuV/m)	Over Limit (dB)	Detector	Table (Degree)	Height (cm)	Antenna	Verdict
1	5650.000	58.67	3.60	68.2	-9.53	Peak	145.00	150	Horizontal	Pass
2	5612.917	58.69	3.47	68.2	-9.51	Peak	177.00	150	Horizontal	Pass

U-NII-3 11n20 CH165

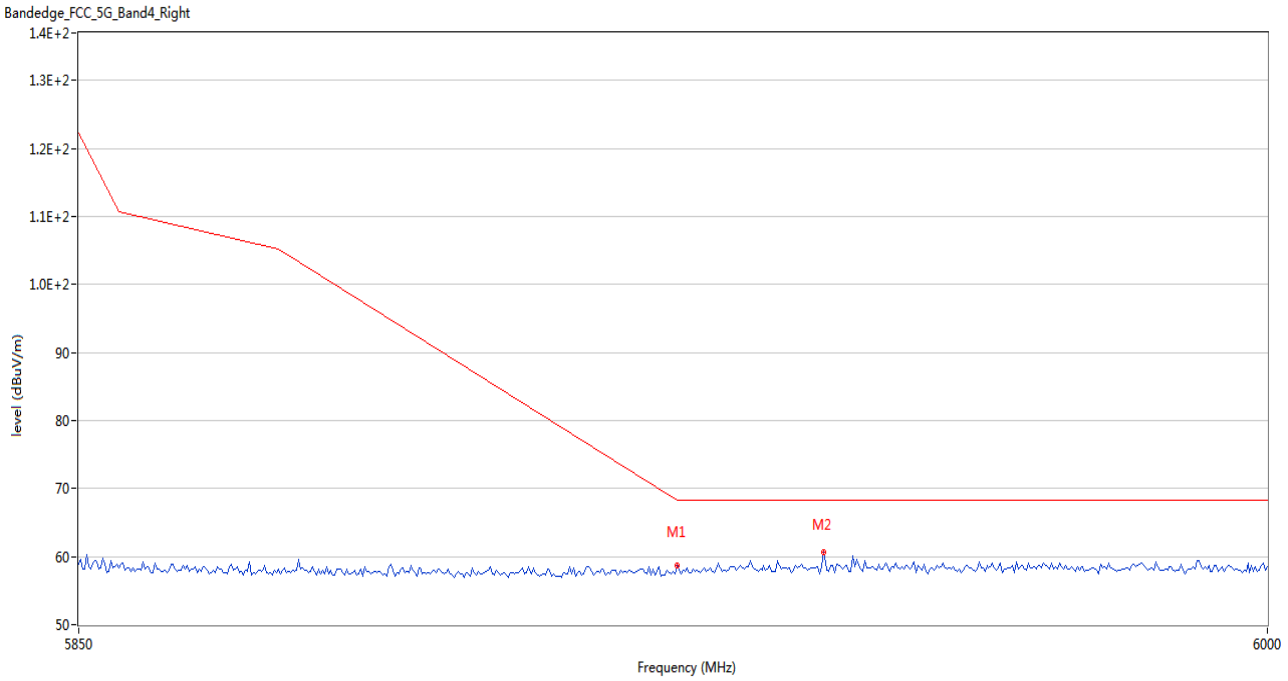

No.	Frequency (MHz)	Results (dBuV/m)	Factor (dB)	Limit (dBuV/m)	Over Limit (dB)	Detector	Table (Degree)	Height (cm)	Antenna	Verdict
1	5925.000	58.71	3.43	68.2	-9.49	Peak	216.00	150	Horizontal	Pass
2	5943.500	60.57	4.40	68.2	-7.63	Peak	314.00	150	Horizontal	Pass

U-NII-3 11n40 CH151

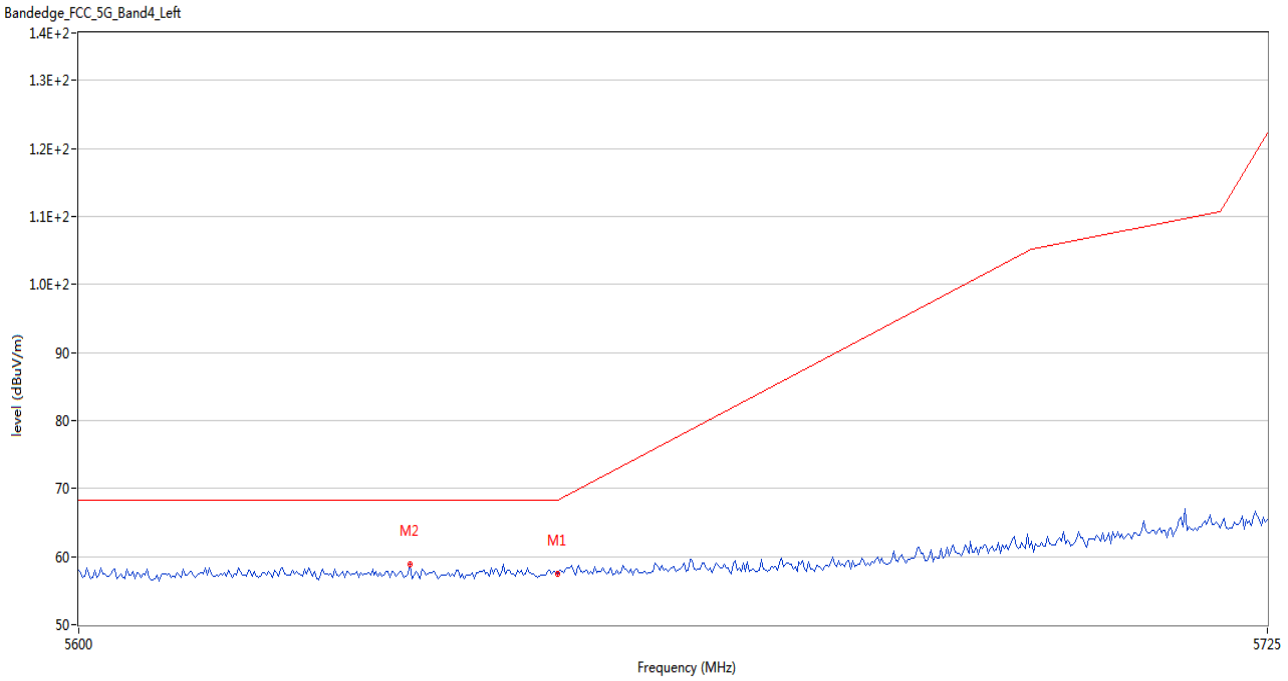

No.	Frequency (MHz)	Results (dBuV/m)	Factor (dB)	Limit (dBuV/m)	Over Limit (dB)	Detector	Table (Degree)	Height (cm)	Antenna	Verdict
1	5650.000	57.40	3.60	68.2	-10.80	Peak	28.00	150	Horizontal	Pass
2	5634.584	58.93	3.45	68.2	-9.27	Peak	141.00	150	Horizontal	Pass

U-NII-3 11n40 CH159

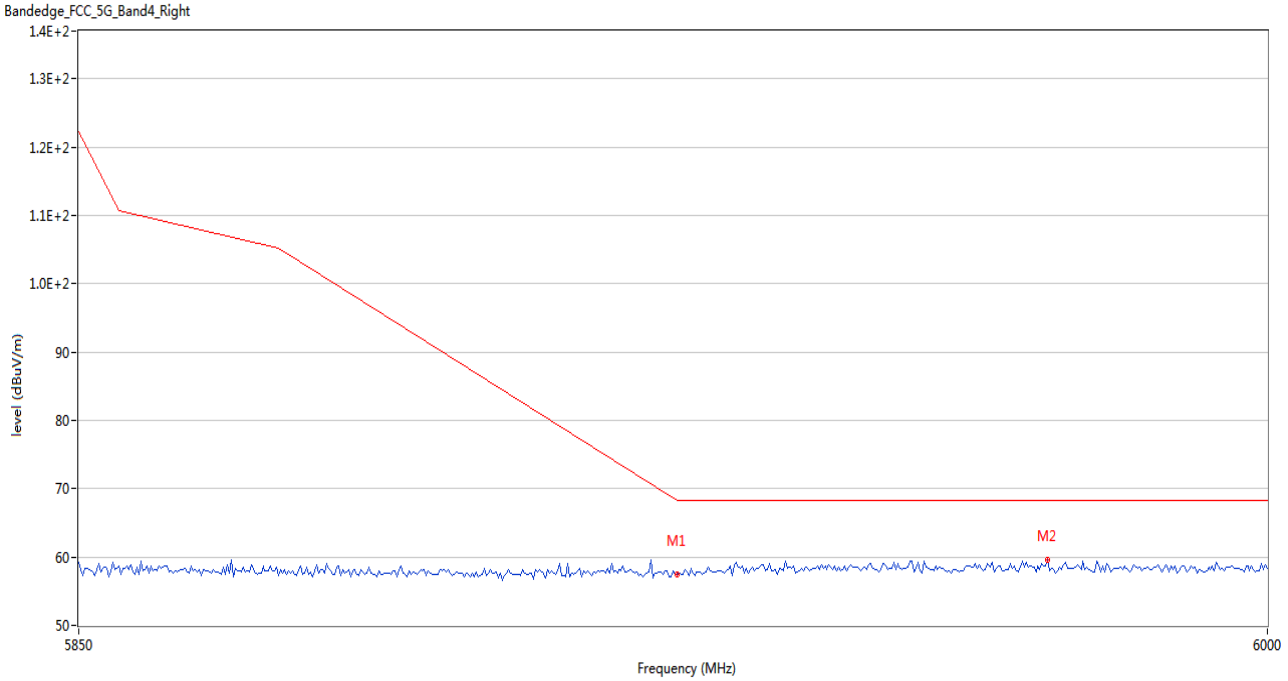

No.	Frequency (MHz)	Results (dBuV/m)	Factor (dB)	Limit (dBuV/m)	Over Limit (dB)	Detector	Table (Degree)	Height (cm)	Antenna	Verdict
1	5925.000	57.50	3.43	68.2	-10.70	Peak	77.00	150	Horizontal	Pass
2	5972.000	59.63	4.93	68.2	-8.57	Peak	232.00	150	Horizontal	Pass

U-NII-3 11ac20 CH149

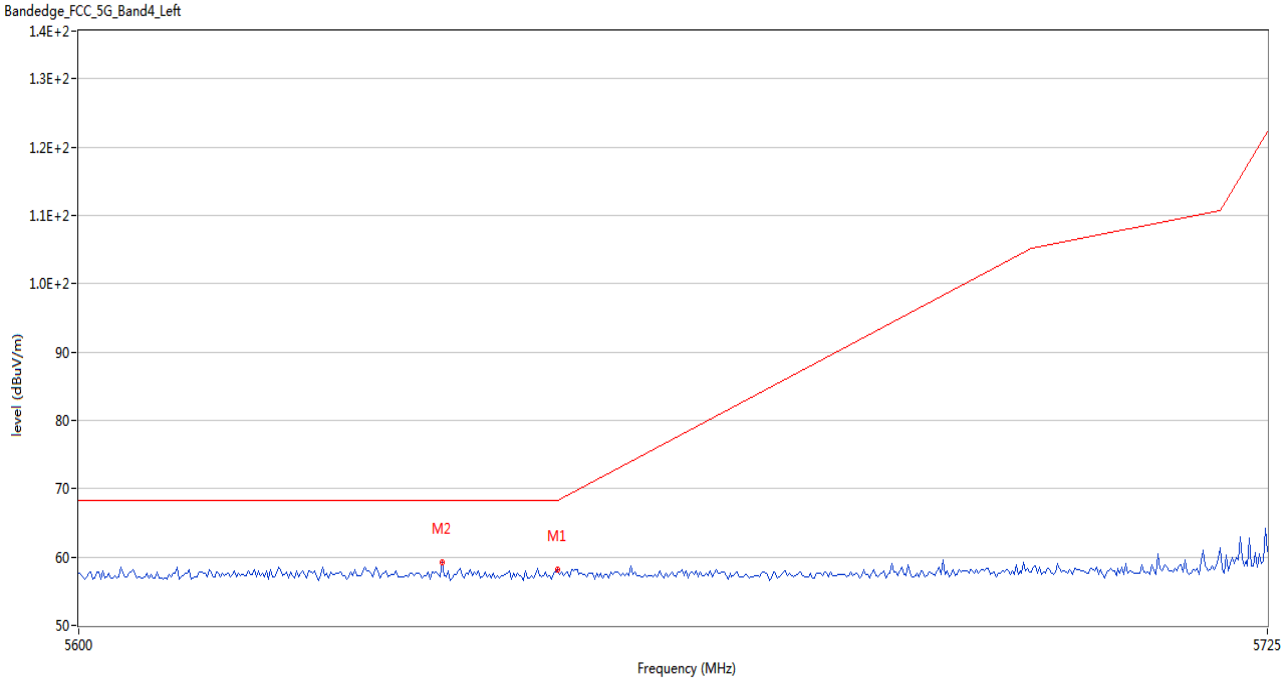

No.	Frequency (MHz)	Results (dBuV/m)	Factor (dB)	Limit (dBuV/m)	Over Limit (dB)	Detector	Table (Degree)	Height (cm)	Antenna	Verdict
1	5650.000	58.09	3.60	68.2	-10.11	Peak	6.00	150	Horizontal	Pass
2	5637.917	59.18	3.34	68.2	-9.02	Peak	144.00	150	Horizontal	Pass

U-NII-3 11ac20 CH165

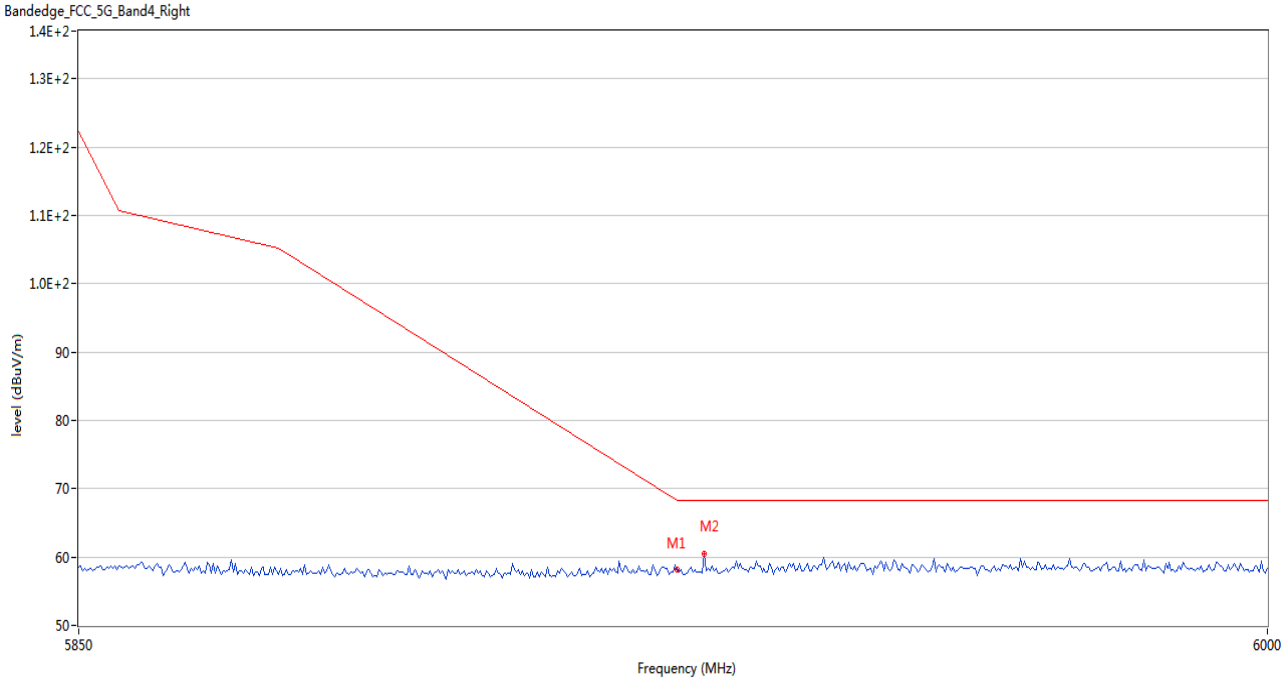

No.	Frequency (MHz)	Results (dBuV/m)	Factor (dB)	Limit (dBuV/m)	Over Limit (dB)	Detector	Table (Degree)	Height (cm)	Antenna	Verdict
1	5925.000	58.22	3.43	68.2	-9.98	Peak	20.00	150	Horizontal	Pass
2	5928.500	60.53	3.60	68.2	-7.67	Peak	154.00	150	Horizontal	Pass

U-NII-3 11ac40 CH151

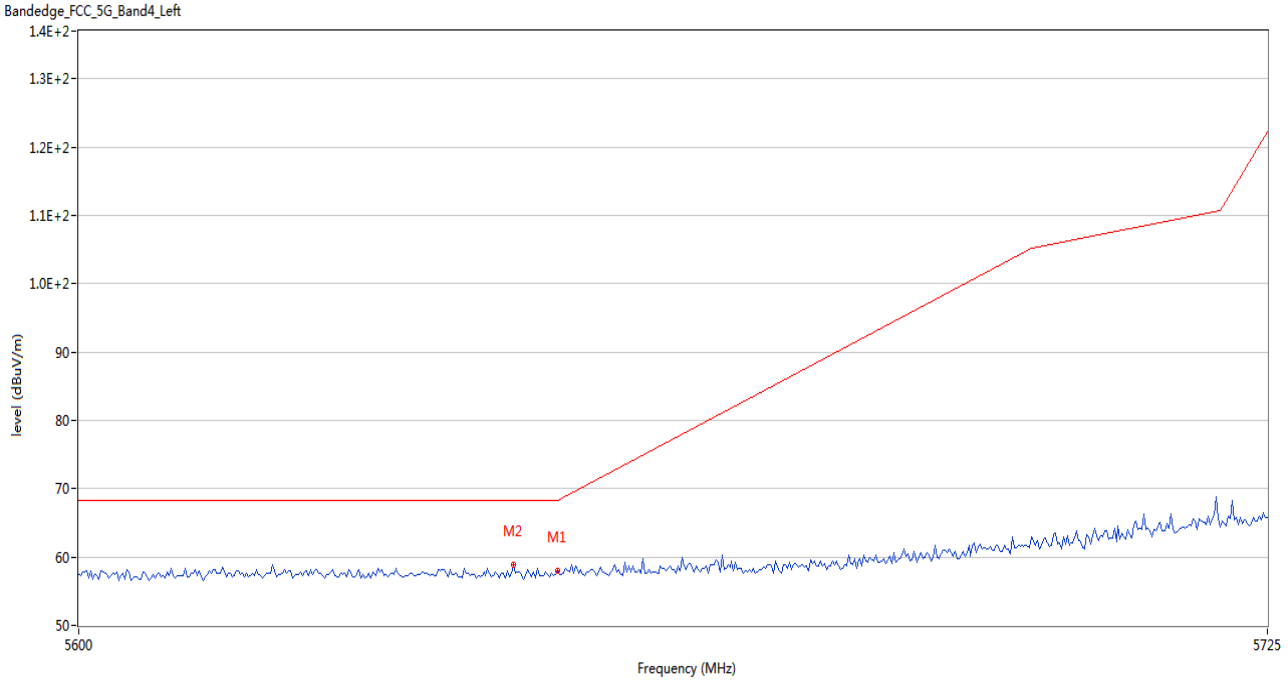

No.	Frequency (MHz)	Results (dBuV/m)	Factor (dB)	Limit (dBuV/m)	Over Limit (dB)	Detector	Table (Degree)	Height (cm)	Antenna	Verdict
1	5650.000	58.03	3.60	68.2	-10.17	Peak	49.00	150	Horizontal	Pass
2	5645.416	58.85	3.48	68.2	-9.35	Peak	313.00	150	Horizontal	Pass

U-NII-3 11ac40 CH159

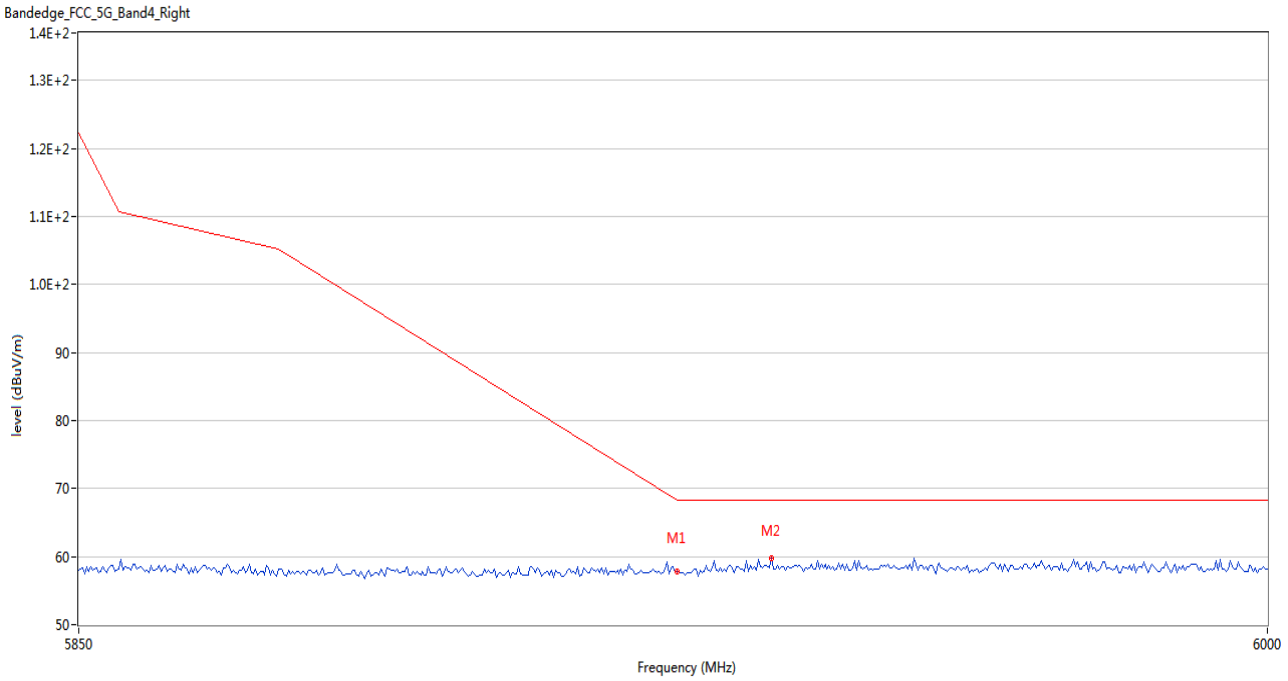

No.	Frequency (MHz)	Results (dBuV/m)	Factor (dB)	Limit (dBuV/m)	Over Limit (dB)	Detector	Table (Degree)	Height (cm)	Antenna	Verdict
1	5925.000	57.85	3.43	68.2	-10.35	Peak	174.00	150	Horizontal	Pass
2	5937.000	59.85	4.03	68.2	-8.35	Peak	20.00	150	Horizontal	Pass

U-NII-3 11ac80 CH155

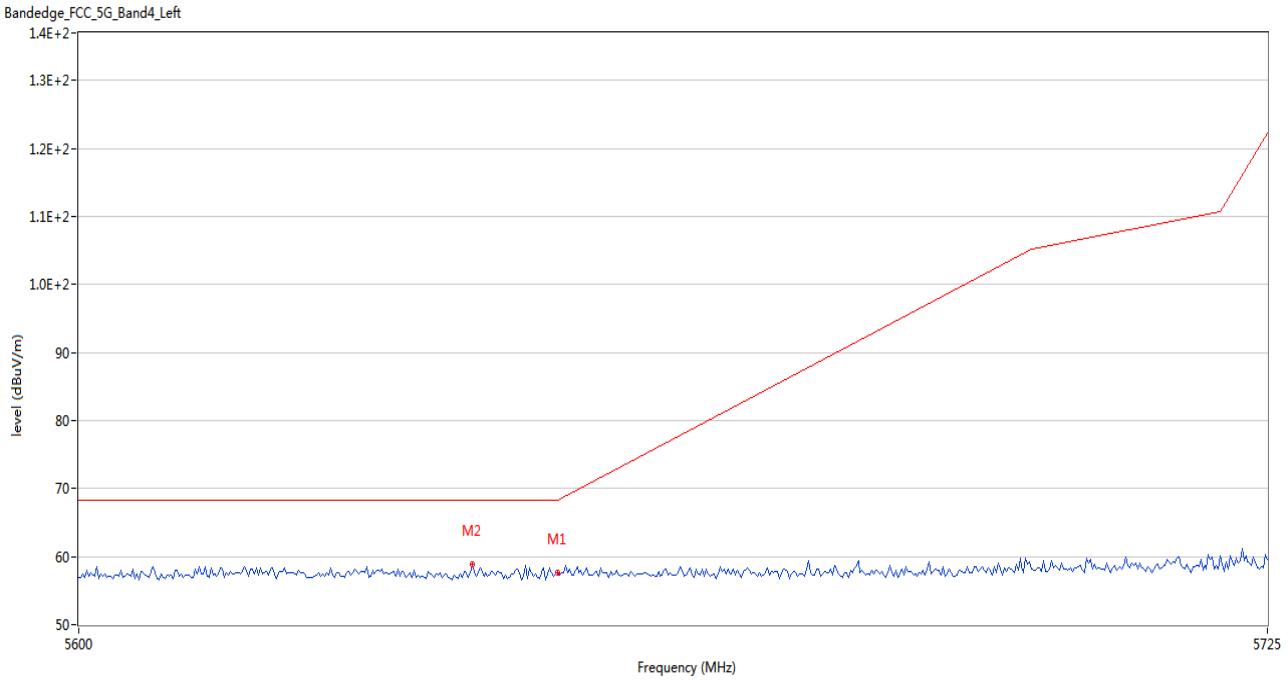

No.	Frequency (MHz)	Results (dBuV/m)	Factor (dB)	Limit (dBuV/m)	Over Limit (dB)	Detector	Table (Degree)	Height (cm)	Antenna	Verdict
1	5650.000	57.68	3.60	68.2	-10.52	Peak	298.00	150	Horizontal	Pass
2	5641.041	58.86	3.37	68.2	-9.34	Peak	167.00	150	Horizontal	Pass

U-NII-3 11ac80 CH155

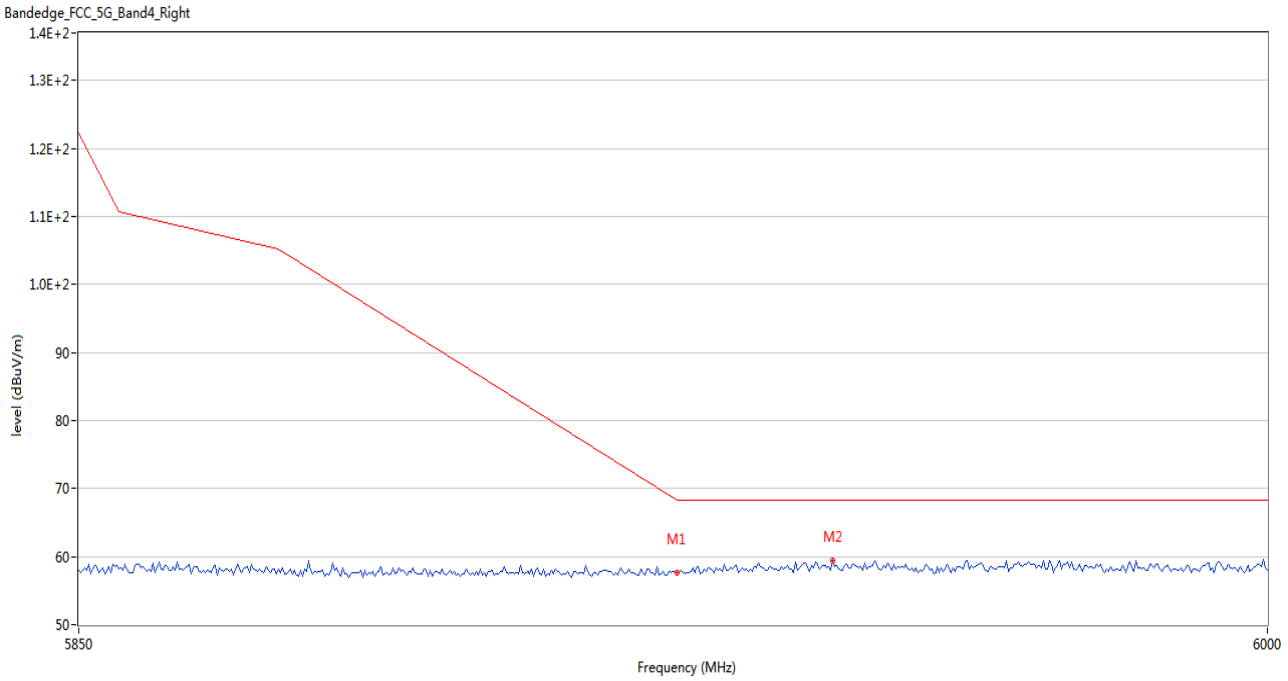

No.	Frequency (MHz)	Results (dBuV/m)	Factor (dB)	Limit (dBuV/m)	Over Limit (dB)	Detector	Table (Degree)	Height (cm)	Antenna	Verdict
1	5925.000	57.60	3.43	68.2	-10.60	Peak	217.00	150	Horizontal	Pass
2	5944.750	59.46	4.45	68.2	-8.74	Peak	284.00	150	Horizontal	Pass

ANNEX B TEST SETUP PHOTOS

Please refer the document “BL-SZ2241045-AR.PDF”.

ANNEX C EUT EXTERNAL PHOTOS

Please refer the document “BL-SZ2241045-AW.PDF”.

ANNEX D EUT INTERNAL PHOTOS

Please refer the document “BL-SZ2241045-AI.PDF”.

Statement

1. The laboratory guarantees the scientificity, accuracy and impartiality of the test, and is responsible for all the information in the report, except the information provided by the customer. The customer is responsible for the impact of the information provided on the validity of the results.
2. The report without China inspection body and laboratory Mandatory Approval (CMA) mark has no effect of proving to the society.
3. For the report with CNAS mark or A2LA mark, the items marked with "☆" are not within the accredited scope.
4. This report is invalid if it is altered, without the signature of the testing and approval personnel, or without the “inspection and testing dedicated stamp” or test report stamp.
5. The test data and results are only valid for the tested samples provided by the customer.
6. This report shall not be partially reproduced without the written permission of the laboratory.
7. Any objection shall be raised to the laboratory within 30 days after receiving the report.

--END OF REPORT--