Appendix B

Detailed Test Results

1. GSM
GSM850 for Head & Body
GSM1900 for Head & Body
2. WCDMA
WCDMA Band II for Head & Body
WCDMA Band IV for Head & Body
WCDMA Band V for Head & Body
3. LTE
LTE Band 2 for Head & Body
LTE Band 4 for Head & Body
LTE Band 5 for Head & Body
LTE Band 7 for Head & Body
LTE Band 12 for Head & Body
LTE Band 17 for Head & Body
LTE Band 26 for Head & Body
LTE Band 38 for Head & Body
LTE Band 41 for Head & Body
LTE Band 66 for Head & Body
4. WIFI
WIFI 2.4G for Head & Body
WIFI 5G for Head & Body
5. BT
BT for Head & Body

Date: 2020-01-28

Test Laboratory: SGS-SAR Lab

OPPO CPH2009 GSM 850 GSM 190CH Left cheek Ant0

DUT: CPH2009; Type: Mobile phone; Serial: 6f93a2d3

Communication System: UID 0, GSM 850; Frequency: 836.6 MHz;Duty Cycle: 1:8.3

Medium: HSL835;Medium parameters used: f = 837 MHz; σ = 0.932 S/m; ε_r = 43.015; ρ = 1000 kg/m^3
Phantom section: Left Section

DASY 5 Configuration:

- Probe: EX3DV4 - SN3793; ConvF(9.04, 9.04, 9.04); Calibrated: 2019-03-25;
- Sensor-Surface: 2mm (Mechanical Surface Detection)
- Electronics: DAE4 Sn1267; Calibrated: 2019-12-17
- Phantom: SAM 8; Type: SAM; Serial: 1063
- DASY52 52.8.8(1222); SEMCAD X 14.6.10(7331)

Configuration/Head/Area Scan (8x13x1): Measurement grid: dx=15mm, dy=15mm
Maximum value of SAR (measured) = 0.807 W/kg

Configuration/Head/Zoom Scan (5x5x7)/Cube 0: Measurement grid: dx=8mm, dy=8mm, dz=5mm
Reference Value = 9.828 V/m; Power Drift = 0.13 dB
Peak SAR (extrapolated) = 1.33 W/kg
SAR(1 g) = 0.683 W/kg; SAR(10 g) = 0.379 W/kg
Maximum value of SAR (measured) = 0.890 W/kg

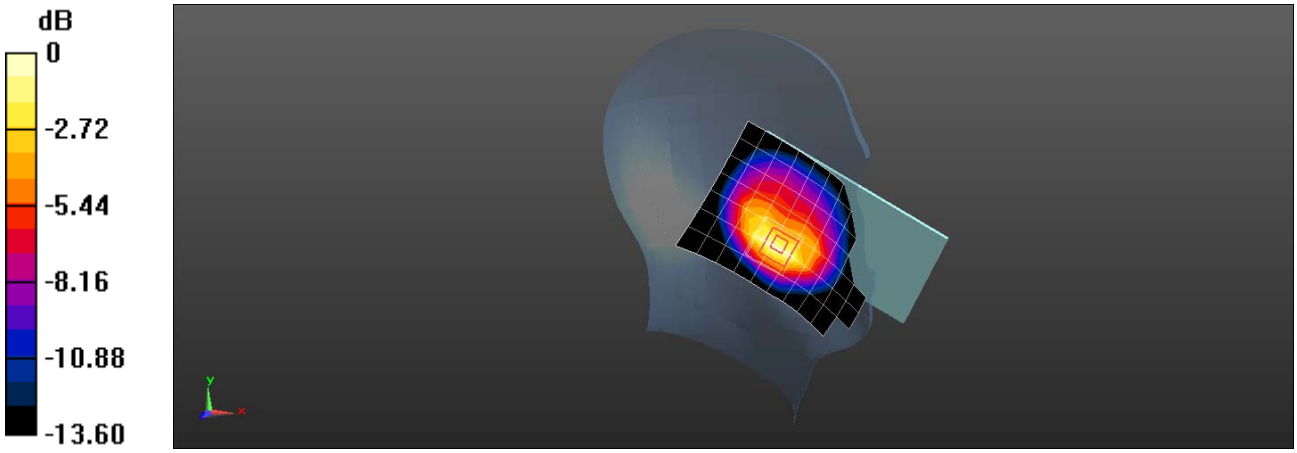

0 dB = 0.890 W/kg = -0.51 dBW/kg

Date: 2020-01-28

Test Laboratory: SGS-SAR Lab

OPPO CPH2009 GSM 850 GSM 190CH Back side 15mm Ant0

DUT: CPH2009; Type: Mobile phone; Serial: 6f93a2d3

Communication System: UID 0, GSM 850; Frequency: 836.6 MHz;Duty Cycle: 1:8.3

Medium: HSL835;Medium parameters used: f = 837 MHz; σ = 0.932 S/m; ε_r = 43.015; ρ = 1000 kg/m^3
Phantom section: Flat Section

DASY 5 Configuration:

- Probe: EX3DV4 - SN3793; ConvF(9.04, 9.04, 9.04); Calibrated: 2019-03-25;
- Sensor-Surface: 2mm (Mechanical Surface Detection)
- Electronics: DAE4 Sn1267; Calibrated: 2019-12-17
- Phantom: SAM 8; Type: SAM; Serial: 1063
- DASY52 52.8.8(1222); SEMCAD X 14.6.10(7331)

Configuration/Body/Area Scan (8x13x1): Measurement grid: dx=15mm, dy=15mm
Maximum value of SAR (measured) = 0.227 W/kg

Configuration/Body/Zoom Scan (5x5x7)/Cube 0: Measurement grid: dx=8mm, dy=8mm, dz=5mm
Reference Value = 7.292 V/m; Power Drift = -0.03 dB
Peak SAR (extrapolated) = 0.286 W/kg
SAR(1 g) = 0.187 W/kg; SAR(10 g) = 0.120 W/kg
Maximum value of SAR (measured) = 0.240 W/kg

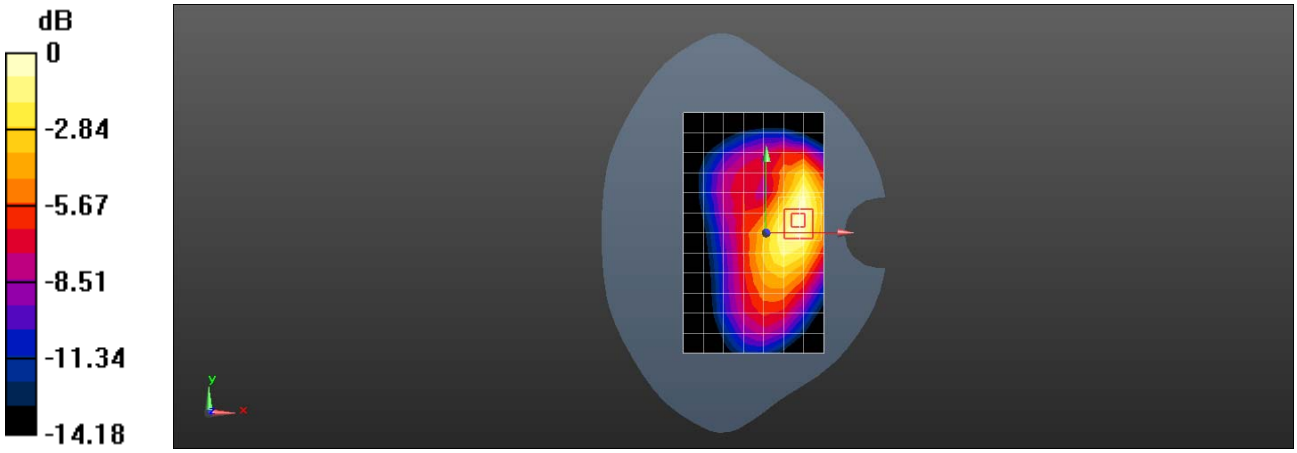

0 dB = 0.240 W/kg = -6.20 dBW/kg

Date: 2020-01-28

Test Laboratory: SGS-SAR Lab

OPPO CPH2009 GSM 850 GPRS 4TS 190CH Left side 10mm Ant0

DUT: CPH2009; Type: Mobile phone; Serial: 6f93a2d3

Communication System: UID 0, GSM 850 4TS; Frequency: 836.6 MHz;Duty Cycle: 1:2.075

Medium: HSL835;Medium parameters used: f = 837 MHz; σ = 0.932 S/m; ε_r = 43.015; ρ = 1000 kg/m^3
Phantom section: Flat Section

DASY 5 Configuration:

- Probe: EX3DV4 - SN3793; ConvF(9.04, 9.04, 9.04); Calibrated: 2019-03-25;
- Sensor-Surface: 2mm (Mechanical Surface Detection)
- Electronics: DAE4 Sn1267; Calibrated: 2019-12-17
- Phantom: SAM 8; Type: SAM; Serial: 1063
- DASY52 52.8.8(1222); SEMCAD X 14.6.10(7331)

Configuration/Body/Area Scan (5x13x1): Measurement grid: dx=15mm, dy=15mm
Maximum value of SAR (measured) = 0.621 W/kg

Configuration/Body/Zoom Scan (5x5x7)/Cube 0: Measurement grid: dx=8mm, dy=8mm, dz=5mm
Reference Value = 21.76 V/m; Power Drift = 0.08 dB
Peak SAR (extrapolated) = 1.03 W/kg
SAR(1 g) = 0.571 W/kg; SAR(10 g) = 0.319 W/kg
Maximum value of SAR (measured) = 0.802 W/kg

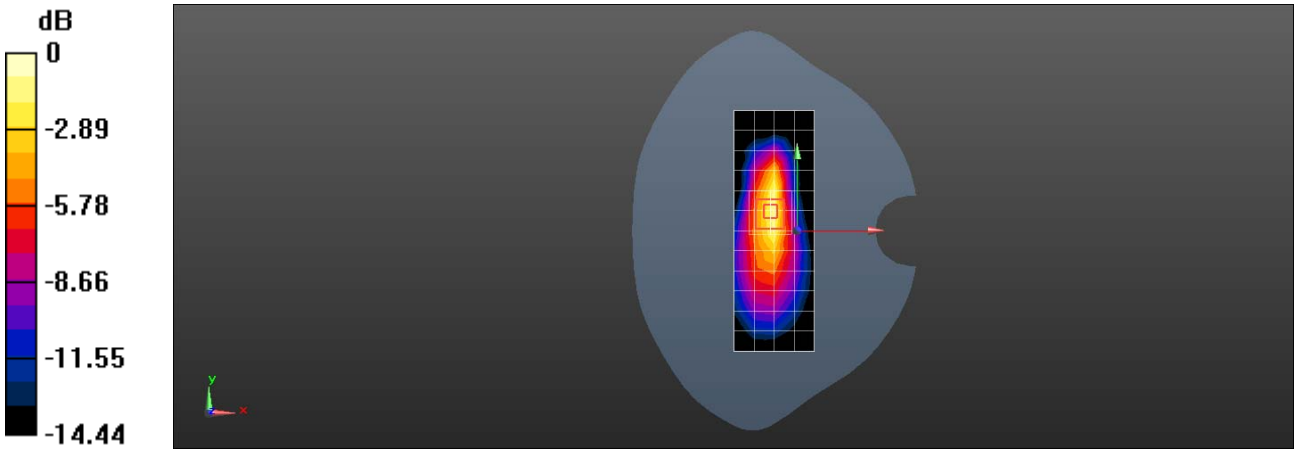

0 dB = 0.802 W/kg = -0.96 dBW/kg

Date: 2020-01-28

Test Laboratory: SGS-SAR Lab

OPPO CPH2009 GSM 850 GSM 190CH Right cheek Ant1

DUT: CPH2009; Type: Mobile phone; Serial: 54b71ce7

Communication System: UID 0, GSM 850; Frequency: 836.6 MHz;Duty Cycle: 1:8.3

Medium: HSL835;Medium parameters used: f = 837 MHz; σ = 0.932 S/m; ε_r = 43.015; ρ = 1000 kg/m^3
Phantom section: Right Section

DASY 5 Configuration:

- Probe: EX3DV4 - SN3793; ConvF(9.04, 9.04, 9.04); Calibrated: 2019-03-25;
- Sensor-Surface: 2mm (Mechanical Surface Detection)
- Electronics: DAE4 Sn1267; Calibrated: 2019-12-17
- Phantom: SAM 8; Type: SAM; Serial: 1063
- DASY52 52.8.8(1222); SEMCAD X 14.6.10(7331)

Configuration/Head/Area Scan (7x13x1): Measurement grid: dx=15mm, dy=15mm
Maximum value of SAR (measured) = 0.422 W/kg

Configuration/Head/Zoom Scan (5x5x7)/Cube 0: Measurement grid: dx=8mm, dy=8mm, dz=5mm
Reference Value = 6.874 V/m; Power Drift = 0.01 dB
Peak SAR (extrapolated) = 0.473 W/kg
SAR(1 g) = 0.354 W/kg; SAR(10 g) = 0.265 W/kg
Maximum value of SAR (measured) = 0.417 W/kg

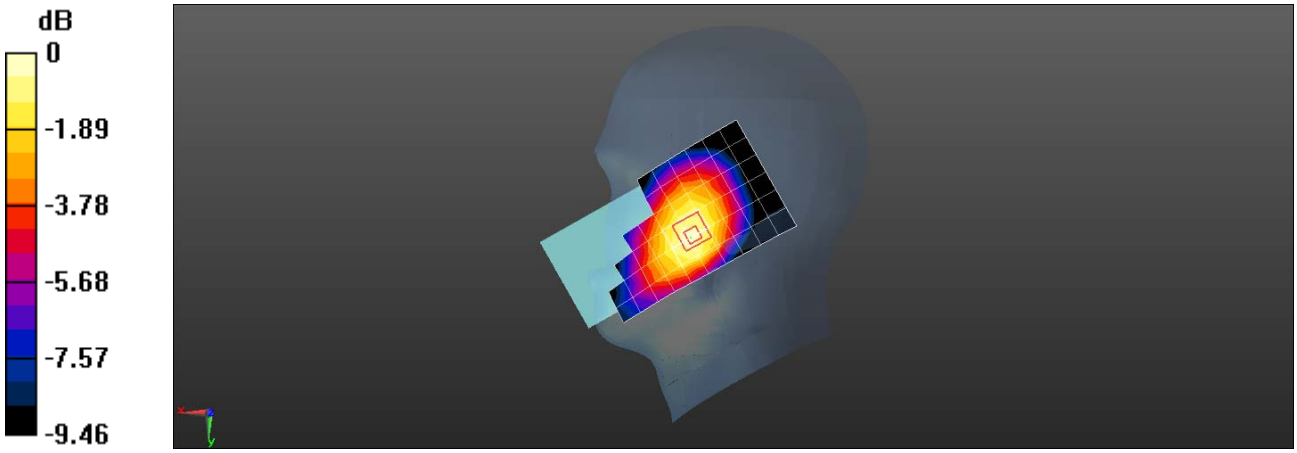

0 dB = 0.417 W/kg = -3.80 dBW/kg

Date: 2020-01-28

Test Laboratory: SGS-SAR Lab

OPPO CPH2009 GSM 850 GSM 190CH Back side 15mm Ant1

DUT: CPH2009; Type: Mobile phone; Serial: 6f93a2d3

Communication System: UID 0, GSM 850; Frequency: 836.6 MHz;Duty Cycle: 1:8.3

Medium: HSL835;Medium parameters used: f = 837 MHz; σ = 0.932 S/m; ε_r = 43.015; ρ = 1000 kg/m^3
Phantom section: Flat Section

DASY 5 Configuration:

- Probe: EX3DV4 - SN3793; ConvF(9.04, 9.04, 9.04); Calibrated: 2019-03-25;
- Sensor-Surface: 2mm (Mechanical Surface Detection)
- Electronics: DAE4 Sn1267; Calibrated: 2019-12-17
- Phantom: SAM 8; Type: SAM; Serial: 1063
- DASY52 52.8.8(1222); SEMCAD X 14.6.10(7331)

Configuration/Body/Area Scan (8x13x1): Measurement grid: dx=15mm, dy=15mm
Maximum value of SAR (measured) = 0.143 W/kg

Configuration/Body/Zoom Scan (5x5x7)/Cube 0: Measurement grid: dx=8mm, dy=8mm, dz=5mm
Reference Value = 9.907 V/m; Power Drift = 0.03 dB
Peak SAR (extrapolated) = 0.188 W/kg
SAR(1 g) = 0.118 W/kg; SAR(10 g) = 0.072 W/kg
Maximum value of SAR (measured) = 0.154 W/kg



0 dB = 0.154 W/kg = -8.12 dBW/kg

Date: 2020-01-28

Test Laboratory: SGS-SAR Lab

OPPO CPH2009 GSM 850 GPRS 4TS 190CH Back side 10mm Ant1

DUT: CPH2009; Type: Mobile phone; Serial: 54b71ce7

Communication System: UID 0, GSM 850 4TS; Frequency: 836.6 MHz;Duty Cycle: 1:2.075

Medium: HSL835;Medium parameters used: f = 837 MHz; σ = 0.932 S/m; ε_r = 43.015; ρ = 1000 kg/m^3
Phantom section: Flat Section

DASY 5 Configuration:

- Probe: EX3DV4 - SN3793; ConvF(9.04, 9.04, 9.04); Calibrated: 2019-03-25;
- Sensor-Surface: 2mm (Mechanical Surface Detection)
- Electronics: DAE4 Sn1267; Calibrated: 2019-12-17
- Phantom: SAM 8; Type: SAM; Serial: 1063
- DASY52 52.8.8(1222); SEMCAD X 14.6.10(7331)

Configuration/Body/Area Scan (7x13x1): Measurement grid: dx=15mm, dy=15mm
Maximum value of SAR (measured) = 0.462 W/kg

Configuration/Body/Zoom Scan (5x5x7)/Cube 0: Measurement grid: dx=8mm, dy=8mm, dz=5mm
Reference Value = 12.44 V/m; Power Drift = 0.13 dB
Peak SAR (extrapolated) = 0.640 W/kg
SAR(1 g) = 0.380 W/kg; SAR(10 g) = 0.223 W/kg
Maximum value of SAR (measured) = 0.513 W/kg

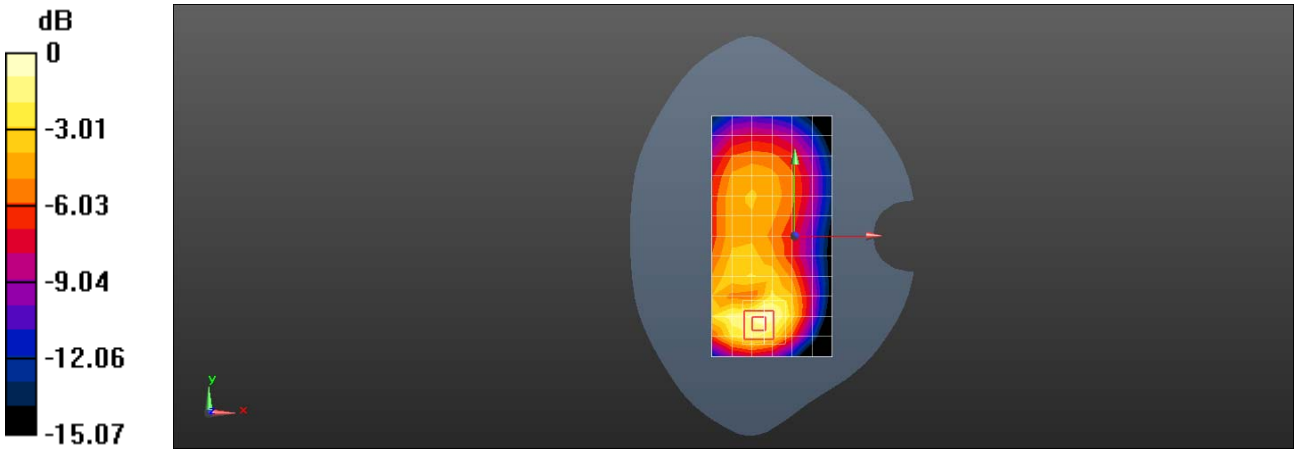

0 dB = 0.513 W/kg = -2.90 dBW/kg

Date: 2020-02-21

Test Laboratory: SGS-SAR Lab

OPPO CPH2009 GSM 1900 GSM 810CH Right tilted Ant2

DUT: CPH2009; Type: Mobile phone; Serial: 4e4accd8

Communication System: UID 0, GSM Only Communication System (0); Frequency: 1909.8 MHz;Duty Cycle: 1:8.3

Medium: HSL1900;Medium parameters used: f = 1910 MHz; σ = 1.421 S/m; ε_r = 40.281; ρ = 1000 kg/m^3
Phantom section: Right Section

DASY 5 Configuration:

- Probe: EX3DV4 - SN3923; ConvF(8.64, 8.64, 8.64); Calibrated: 2019-10-22;
- Sensor-Surface: 2mm (Mechanical Surface Detection)
- Electronics: DAE4 Sn896; Calibrated: 2019-09-18
- Phantom: SAM 3; Type: SAM; Serial: 1912
- DASY52 52.8.8(1222); SEMCAD X 14.6.10(7331)

Configuration/Head/Area Scan (7x14x1): Measurement grid: dx=15mm, dy=15mm
Maximum value of SAR (measured) = 0.857 W/kg

Configuration/Head/Zoom Scan (5x5x7)/Cube 0: Measurement grid: dx=8mm, dy=8mm, dz=5mm
Reference Value = 20.49 V/m; Power Drift = 0.01 dB
Peak SAR (extrapolated) = 1.58 W/kg
SAR(1 g) = 0.719 W/kg; SAR(10 g) = 0.327 W/kg
Maximum value of SAR (measured) = 1.10 W/kg

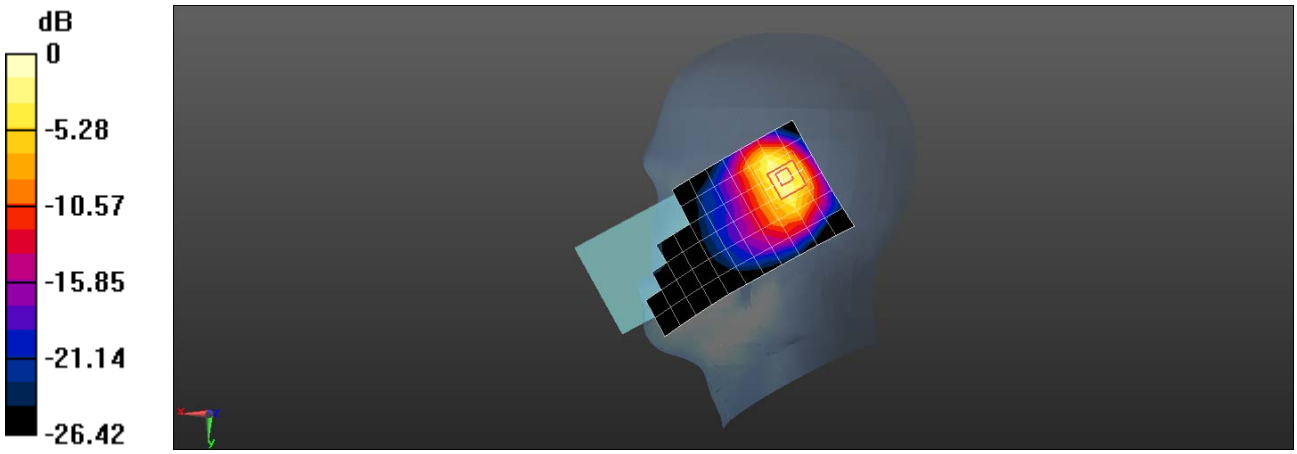

0 dB = 1.10 W/kg = 0.41 dBW/kg

Date: 2020-02-21

Test Laboratory: SGS-SAR Lab

OPPO CPH2009 GSM 1900 GSM 661CH Back side 15mm Ant2

DUT: CPH2009; Type: Mobile phone; Serial: 54b71ce7

Communication System: UID 0, GSM Only Communication System (0); Frequency: 1880 MHz;Duty Cycle: 1:8.3

Medium: HSL1900;Medium parameters used: f = 1880 MHz; σ = 1.407 S/m; ε_r = 40.354; ρ = 1000 kg/m^3
Phantom section: Flat Section

DASY 5 Configuration:

- Probe: EX3DV4 - SN3923; ConvF(8.64, 8.64, 8.64); Calibrated: 2019-10-22;
- Sensor-Surface: 2mm (Mechanical Surface Detection)
- Electronics: DAE4 Sn896; Calibrated: 2019-09-18
- Phantom: SAM 3; Type: SAM; Serial: 1912
- DASY52 52.8.8(1222); SEMCAD X 14.6.10(7331)

Configuration/Body/Area Scan (7x13x1): Measurement grid: dx=15mm, dy=15mm
Maximum value of SAR (measured) = 0.166 W/kg

Configuration/Body/Zoom Scan (5x5x7)/Cube 0: Measurement grid: dx=8mm, dy=8mm, dz=5mm
Reference Value = 3.400 V/m; Power Drift = 0.05 dB
Peak SAR (extrapolated) = 0.213 W/kg
SAR(1 g) = 0.129 W/kg; SAR(10 g) = 0.075 W/kg
Maximum value of SAR (measured) = 0.173 W/kg0

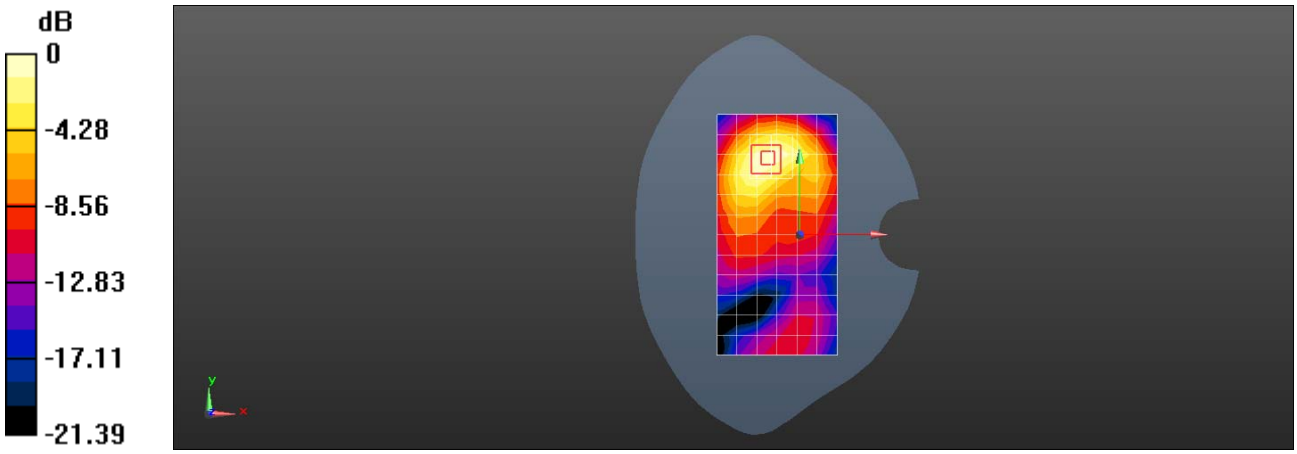

0 dB = 0.173 W/kg = -7.62 dBW/kg

Date: 2020-02-21

Test Laboratory: SGS-SAR Lab

OPPO CPH2009 GSM 1900 GPRS 4TS 661CH Top side 10mm Ant2

DUT: CPH2009; Type: Mobile phone; Serial: 54b71ce7

Communication System: UID 0, GPRS/EGPRS Mode(4up) Communication System (0); Frequency: 1880 MHz;Duty Cycle: 1:2.075

Medium: HSL1900;Medium parameters used: f = 1880 MHz; σ = 1.407 S/m; ε_r = 40.354; ρ = 1000 kg/m^3
Phantom section: Flat Section

DASY 5 Configuration:

- Probe: EX3DV4 - SN3923; ConvF(8.64, 8.64, 8.64); Calibrated: 2019-10-22;
- Sensor-Surface: 2mm (Mechanical Surface Detection)
- Electronics: DAE4 Sn896; Calibrated: 2019-09-18
- Phantom: SAM 3; Type: SAM; Serial: 1912
- DASY52 52.8.8(1222); SEMCAD X 14.6.10(7331)

Configuration/Body/Area Scan (5x7x1): Measurement grid: dx=15mm, dy=15mm
Maximum value of SAR (measured) = 0.409 W/kg

Configuration/Body/Zoom Scan (5x5x7)/Cube 0: Measurement grid: dx=8mm, dy=8mm, dz=5mm
Reference Value = 13.00 V/m; Power Drift = -0.02 dB
Peak SAR (extrapolated) = 0.502 W/kg
SAR(1 g) = 0.289 W/kg; SAR(10 g) = 0.153 W/kg
Maximum value of SAR (measured) = 0.402 W/kg

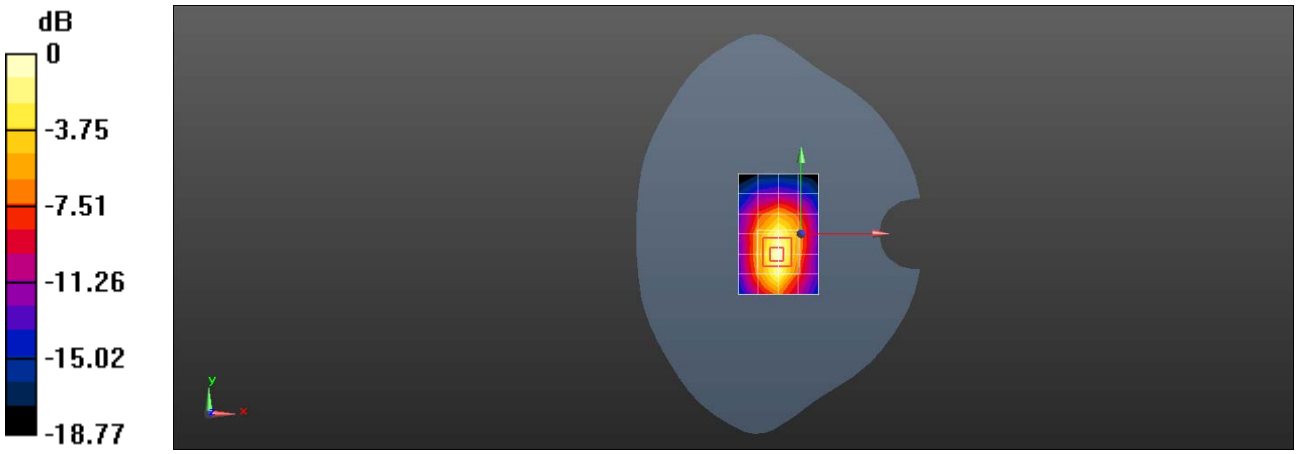

0 dB = 0.402 W/kg = -3.96 dBW/kg

Date: 2020-01-16

Test Laboratory: SGS-SAR Lab

OPPO CPH2009 GSM 1900 GSM 661CH Right cheek with Battery 2 Ant3

DUT: CPH2009; Type: Mobile phone; Serial: bb849491

Communication System: UID 0, GSM 1900; Frequency: 1880 MHz;Duty Cycle: 1:8.3

Medium: HSL1900;Medium parameters used: f = 1880 MHz; σ = 1.368 S/m; ε_r = 40.206; ρ = 1000 kg/m^3
Phantom section: Right Section

DASY 5 Configuration:

- Probe: EX3DV4 - SN3793; ConvF(7.54, 7.54, 7.54); Calibrated: 2019-03-25;
- Sensor-Surface: 2mm (Mechanical Surface Detection)
- Electronics: DAE4 Sn871; Calibrated: 2019-06-27
- Phantom: SAM 7; Type: SAM; Serial: 1027
- DASY52 52.8.8(1222); SEMCAD X 14.6.10(7331)

Configuration/Head/Area Scan (7x13x1): Measurement grid: dx=15mm, dy=15mm
Maximum value of SAR (measured) = 0.0971 W/kg

Configuration/Head/Zoom Scan (5x5x7)/Cube 0: Measurement grid: dx=8mm, dy=8mm, dz=5mm
Reference Value = 2.908 V/m; Power Drift = 0.03 dB
Peak SAR (extrapolated) = 0.112 W/kg
SAR(1 g) = 0.081 W/kg; SAR(10 g) = 0.055 W/kg
Maximum value of SAR (measured) = 0.0981 W/kg

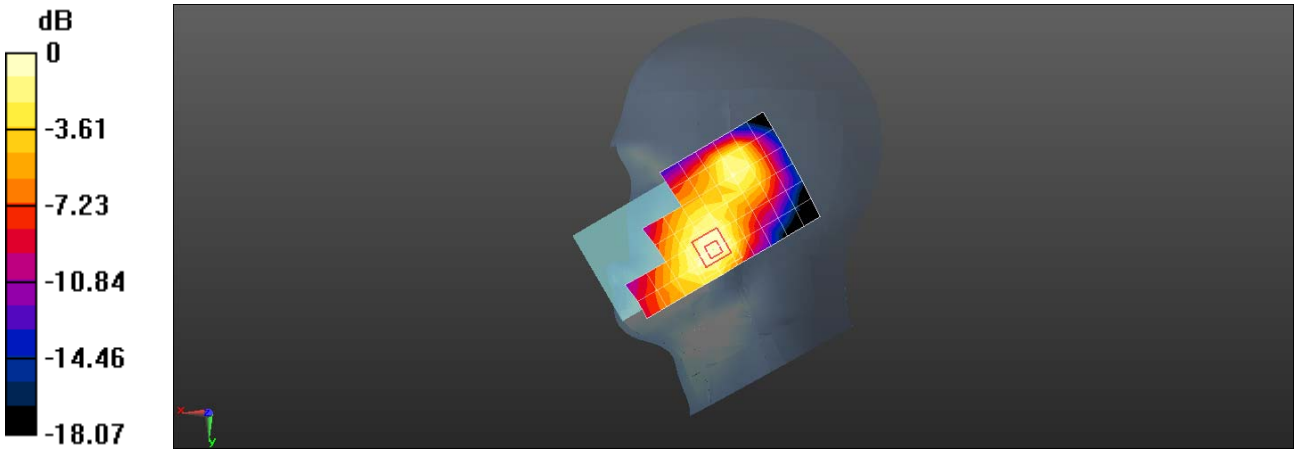

0 dB = 0.0981 W/kg = -10.08 dBW/kg

Date: 2020-01-16

Test Laboratory: SGS-SAR Lab

OPPO CPH2009 GSM 1900 GSM 661CH Back side 15mm Ant3

DUT: CPH2009; Type: Mobile phone; Serial: bb849491

Communication System: UID 0, GSM 1900; Frequency: 1880 MHz;Duty Cycle: 1:8.3

Medium: HSL1900;Medium parameters used: f = 1880 MHz; σ = 1.368 S/m; ε_r = 40.206; ρ = 1000 kg/m^3
Phantom section: Flat Section

DASY 5 Configuration:

- Probe: EX3DV4 - SN3793; ConvF(7.54, 7.54, 7.54); Calibrated: 2019-03-25;
- Sensor-Surface: 2mm (Mechanical Surface Detection)
- Electronics: DAE4 Sn871; Calibrated: 2019-06-27
- Phantom: SAM 7; Type: SAM; Serial: 1027
- DASY52 52.8.8(1222); SEMCAD X 14.6.10(7331)

Configuration/Body/Area Scan (7x13x1): Measurement grid: dx=15mm, dy=15mm
Maximum value of SAR (measured) = 0.0873 W/kg

Configuration/Body/Zoom Scan (5x5x7)/Cube 0: Measurement grid: dx=8mm, dy=8mm, dz=5mm
Reference Value = 7.054 V/m; Power Drift = 0.06 dB
Peak SAR (extrapolated) = 0.107 W/kg
SAR(1 g) = 0.072 W/kg; SAR(10 g) = 0.048 W/kg
Maximum value of SAR (measured) = 0.0906 W/kg

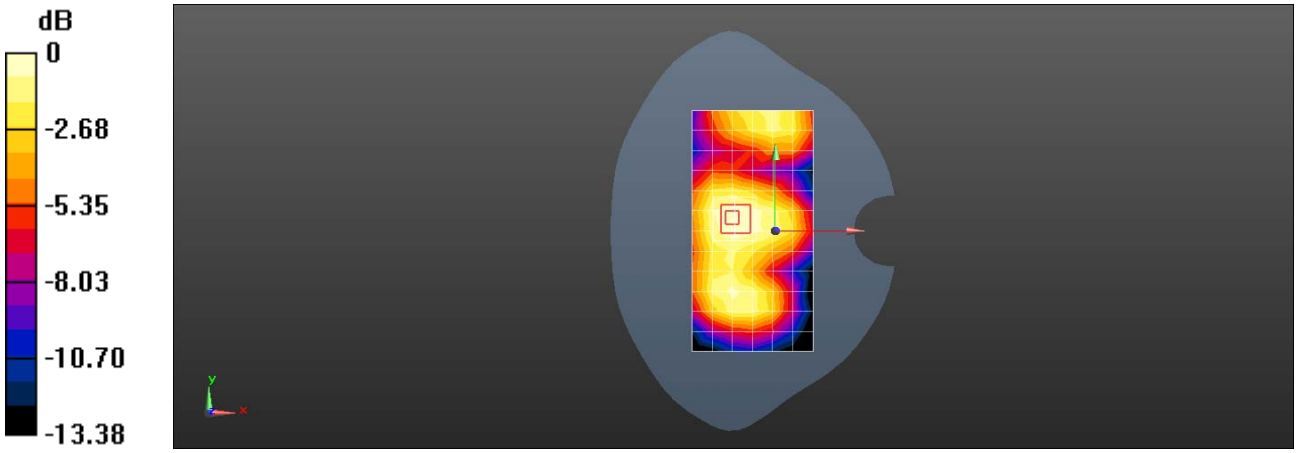

0 dB = 0.0906 W/kg = -10.43 dBW/kg

Date: 2020-01-16

Test Laboratory: SGS-SAR Lab

OPPO CPH2009 GSM 1900 GPRS 4TS 661CH Right side 10mm Ant3

DUT: CPH2009; Type: Mobile phone; Serial: bb849491

Communication System: UID 0, GSM 1900 4TS; Frequency: 1880 MHz;Duty Cycle: 1:2.075

Medium: HSL1900;Medium parameters used: f = 1880 MHz; σ = 1.368 S/m; ε_r = 40.206; ρ = 1000 kg/m^3
Phantom section: Flat Section

DASY 5 Configuration:

- Probe: EX3DV4 - SN3793; ConvF(7.54, 7.54, 7.54); Calibrated: 2019-03-25;
- Sensor-Surface: 2mm (Mechanical Surface Detection)
- Electronics: DAE4 Sn871; Calibrated: 2019-06-27
- Phantom: SAM 7; Type: SAM; Serial: 1027
- DASY52 52.8.8(1222); SEMCAD X 14.6.10(7331)

Configuration/Body/Area Scan (5x13x1): Measurement grid: dx=15mm, dy=15mm
Maximum value of SAR (measured) = 0.202 W/kg

Configuration/Body/Zoom Scan (5x5x7)/Cube 0: Measurement grid: dx=8mm, dy=8mm, dz=5mm
Reference Value = 10.11 V/m; Power Drift = -0.03 dB
Peak SAR (extrapolated) = 0.247 W/kg
SAR(1 g) = 0.151 W/kg; SAR(10 g) = 0.087 W/kg
Maximum value of SAR (measured) = 0.203 W/kg

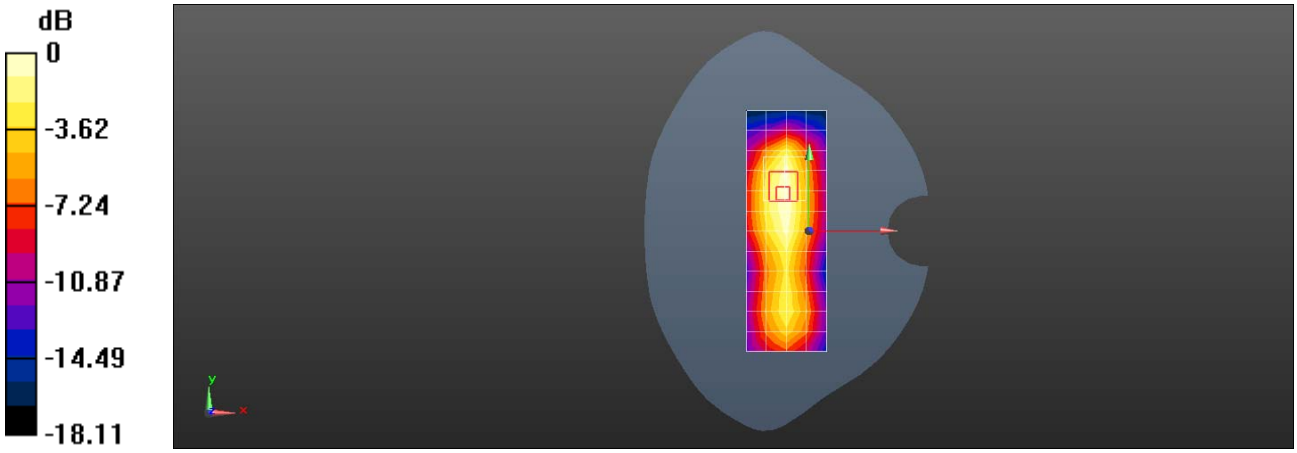

0 dB = 0.203 W/kg = -6.93 dBW/kg

Date: 2020-02-21

Test Laboratory: SGS-SAR Lab

OPPO CPH2009 WCDMA Band II 9400CH Right tilted Ant2

DUT: CPH2009; Type: Mobile phone; Serial: 54b71ce7

Communication System: UID 0, WCDMA (0); Frequency: 1880 MHz;Duty Cycle: 1:1

Medium: HSL1900;Medium parameters used: f = 1880 MHz; σ = 1.407 S/m; ε_r = 40.354; ρ = 1000 kg/m^3
Phantom section: Right Section

DASY 5 Configuration:

- Probe: EX3DV4 - SN3923; ConvF(8.64, 8.64, 8.64); Calibrated: 2019-10-22;
- Sensor-Surface: 2mm (Mechanical Surface Detection)
- Electronics: DAE4 Sn896; Calibrated: 2019-09-18
- Phantom: SAM 3; Type: SAM; Serial: 1912
- DASY52 52.8.8(1222); SEMCAD X 14.6.10(7331)

Configuration/Head/Area Scan (7x14x1): Measurement grid: dx=15mm, dy=15mm
Maximum value of SAR (measured) = 0.814 W/kg

Configuration/Head/Zoom Scan (5x5x7)/Cube 0: Measurement grid: dx=8mm, dy=8mm, dz=5mm
Reference Value = 9.363 V/m; Power Drift = 0.12 dB
Peak SAR (extrapolated) = 1.21 W/kg
SAR(1 g) = 0.590 W/kg; SAR(10 g) = 0.275 W/kg
Maximum value of SAR (measured) = 0.874 W/kg

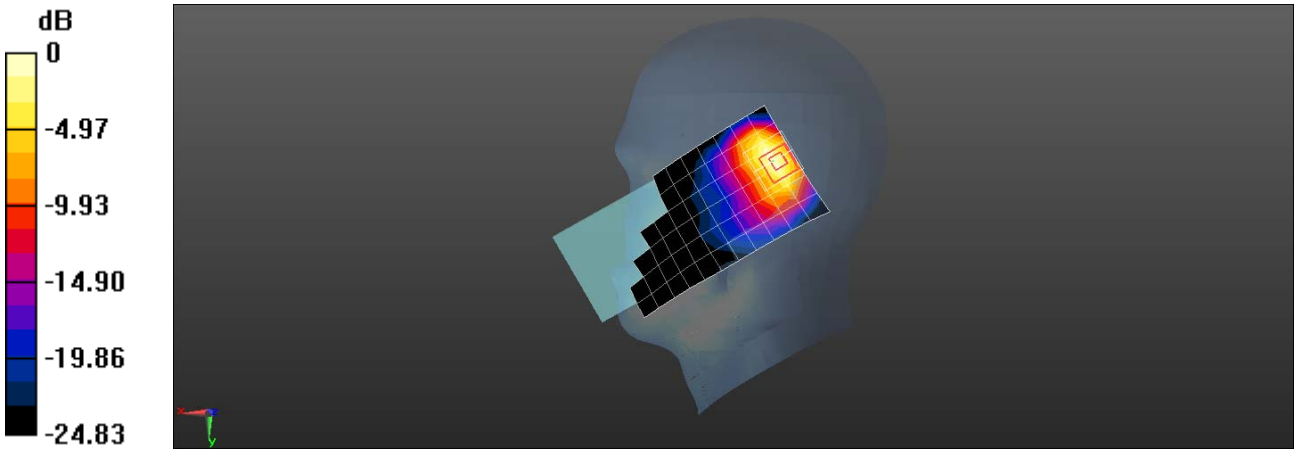

0 dB = 0.874 W/kg = -0.58 dBW/kg

Date: 2020-02-21

Test Laboratory: SGS-SAR Lab

OPPO CPH2009 WCDMA Band II 9400CH Back side 15mm Ant2

DUT: CPH2009; Type: Mobile phone; Serial: 54b71ce7

Communication System: UID 0, WCDMA (0); Frequency: 1880 MHz;Duty Cycle: 1:1

Medium: HSL1900;Medium parameters used: f = 1880 MHz; σ = 1.407 S/m; ε_r = 40.354; ρ = 1000 kg/m^3
Phantom section: Flat Section

DASY 5 Configuration:

- Probe: EX3DV4 - SN3923; ConvF(8.64, 8.64, 8.64); Calibrated: 2019-10-22;
- Sensor-Surface: 2mm (Mechanical Surface Detection)
- Electronics: DAE4 Sn896; Calibrated: 2019-09-18
- Phantom: SAM 3; Type: SAM; Serial: 1912
- DASY52 52.8.8(1222); SEMCAD X 14.6.10(7331)

Configuration/Body/Area Scan (7x13x1): Measurement grid: dx=15mm, dy=15mm
Maximum value of SAR (measured) = 0.211 W/kg

Configuration/Body/Zoom Scan (5x5x7)/Cube 0: Measurement grid: dx=8mm, dy=8mm, dz=5mm
Reference Value = 4.071 V/m; Power Drift = 0.03 dB
Peak SAR (extrapolated) = 0.287 W/kg
SAR(1 g) = 0.180 W/kg; SAR(10 g) = 0.106 W/kg
Maximum value of SAR (measured) = 0.238 W/kg

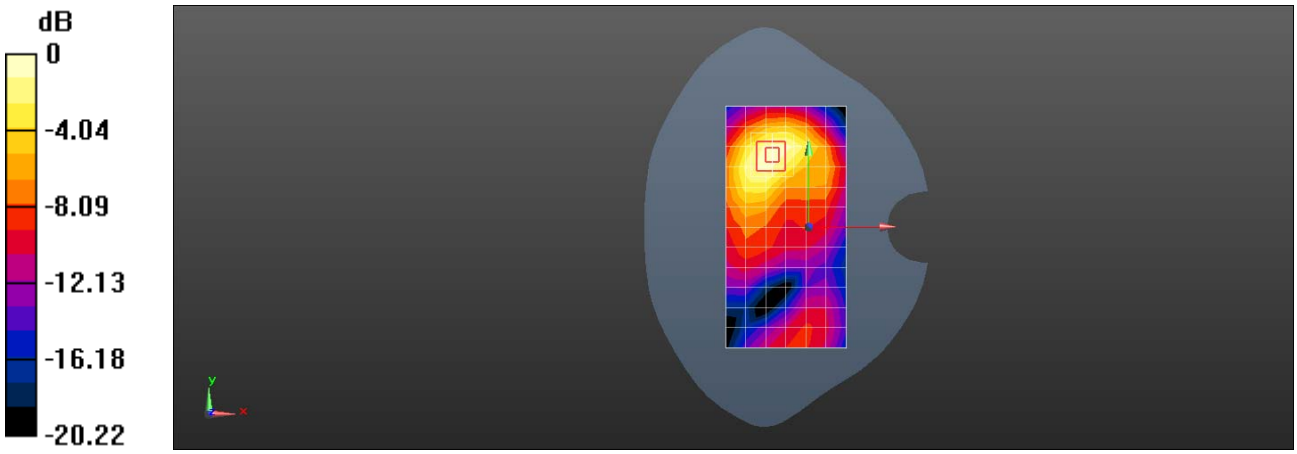

0 dB = 0.238 W/kg = -6.23 dBW/kg

Date: 2020-02-21

Test Laboratory: SGS-SAR Lab

OPPO CPH2009 WCDMA Band II 9400CH Top side 10mm Ant2

DUT: CPH2009; Type: Mobile phone; Serial: 54b71ce7

Communication System: UID 0, WCDMA (0); Frequency: 1880 MHz;Duty Cycle: 1:1

Medium: HSL1900;Medium parameters used: f = 1880 MHz; σ = 1.407 S/m; ε_r = 40.354; ρ = 1000 kg/m^3
Phantom section: Flat Section

DASY 5 Configuration:

- Probe: EX3DV4 - SN3923; ConvF(8.64, 8.64, 8.64); Calibrated: 2019-10-22;
- Sensor-Surface: 2mm (Mechanical Surface Detection)
- Electronics: DAE4 Sn896; Calibrated: 2019-09-18
- Phantom: SAM 3; Type: SAM; Serial: 1912
- DASY52 52.8.8(1222); SEMCAD X 14.6.10(7331)

Configuration/Body/Area Scan (5x7x1): Measurement grid: dx=15mm, dy=15mm
Maximum value of SAR (measured) = 0.488 W/kg

Configuration/Body/Zoom Scan (5x5x7)/Cube 0: Measurement grid: dx=8mm, dy=8mm, dz=5mm
Reference Value = 16.49 V/m; Power Drift = 0.08 dB
Peak SAR (extrapolated) = 0.883 W/kg
SAR(1 g) = 0.513 W/kg; SAR(10 g) = 0.271 W/kg
Maximum value of SAR (measured) = 0.720 W/kg

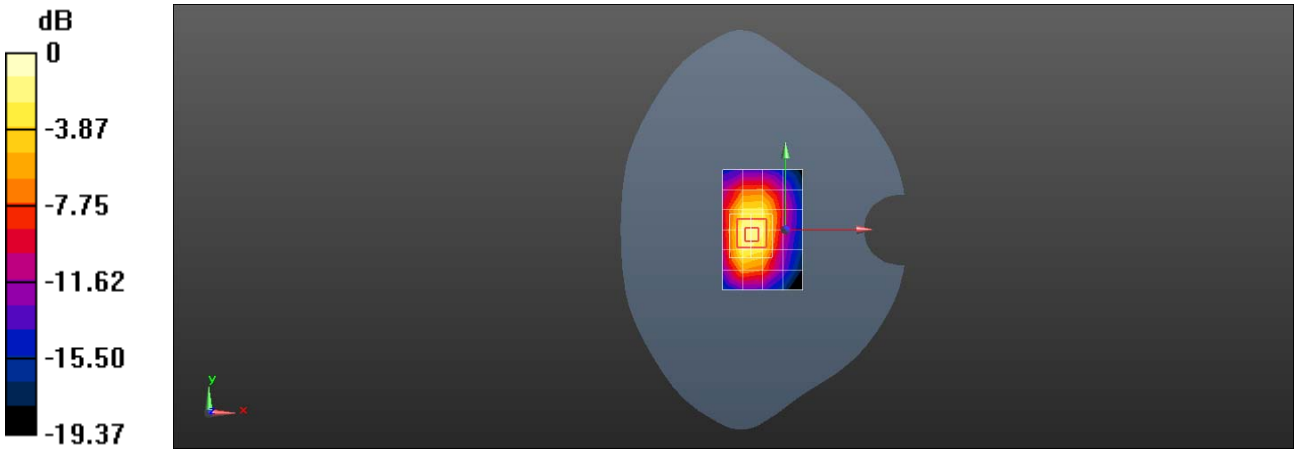

0 dB = 0.720 W/kg = -1.43 dBW/kg

Date: 2020-01-16

Test Laboratory: SGS-SAR Lab

OPPO CPH2009 WCDMA Band II 9400CH Right cheek Ant3

DUT: CPH2009; Type: Mobile phone; Serial: bb849491

Communication System: UID 0, WCDMA Band II; Frequency: 1880 MHz;Duty Cycle: 1:1

Medium: HSL1900;Medium parameters used: f = 1880 MHz; σ = 1.368 S/m; ε_r = 40.206; ρ = 1000 kg/m^3
Phantom section: Right Section

DASY 5 Configuration:

- Probe: EX3DV4 - SN3793; ConvF(7.54, 7.54, 7.54); Calibrated: 2019-03-25;
- Sensor-Surface: 2mm (Mechanical Surface Detection)
- Electronics: DAE4 Sn871; Calibrated: 2019-06-27
- Phantom: SAM 7; Type: SAM; Serial: 1027
- DASY52 52.8.8(1222); SEMCAD X 14.6.10(7331)

Configuration/Head/Area Scan (7x13x1): Measurement grid: dx=15mm, dy=15mm
Maximum value of SAR (measured) = 0.188 W/kg

Configuration/Head/Zoom Scan (5x5x7)/Cube 0: Measurement grid: dx=8mm, dy=8mm, dz=5mm
Reference Value = 4.029 V/m; Power Drift = 0.07 dB
Peak SAR (extrapolated) = 0.228 W/kg
SAR(1 g) = 0.156 W/kg; SAR(10 g) = 0.101 W/kg
Maximum value of SAR (measured) = 0.193 W/kg



0 dB = 0.193 W/kg = -7.14 dBW/kg

Date: 2020-01-16

Test Laboratory: SGS-SAR Lab

OPPO CPH2009 WCDMA Band II 9400CH Back side 15mm Ant3

DUT: CPH2009; Type: Mobile phone; Serial: bb849491

Communication System: UID 0, WCDMA Band II; Frequency: 1880 MHz;Duty Cycle: 1:1

Medium: HSL1900;Medium parameters used: f = 1880 MHz; σ = 1.368 S/m; ε_r = 40.206; ρ = 1000 kg/m^3
Phantom section: Flat Section

DASY 5 Configuration:

- Probe: EX3DV4 - SN3793; ConvF(7.54, 7.54, 7.54); Calibrated: 2019-03-25;
- Sensor-Surface: 2mm (Mechanical Surface Detection)
- Electronics: DAE4 Sn871; Calibrated: 2019-06-27
- Phantom: SAM 7; Type: SAM; Serial: 1027
- DASY52 52.8.8(1222); SEMCAD X 14.6.10(7331)

Configuration/Body/Area Scan (7x13x1): Measurement grid: dx=15mm, dy=15mm
Maximum value of SAR (measured) = 0.161 W/kg

Configuration/Body/Zoom Scan (5x5x7)/Cube 0: Measurement grid: dx=8mm, dy=8mm, dz=5mm
Reference Value = 9.222 V/m; Power Drift = -0.16 dB
Peak SAR (extrapolated) = 0.186 W/kg
SAR(1 g) = 0.127 W/kg; SAR(10 g) = 0.084 W/kg
Maximum value of SAR (measured) = 0.158 W/kg

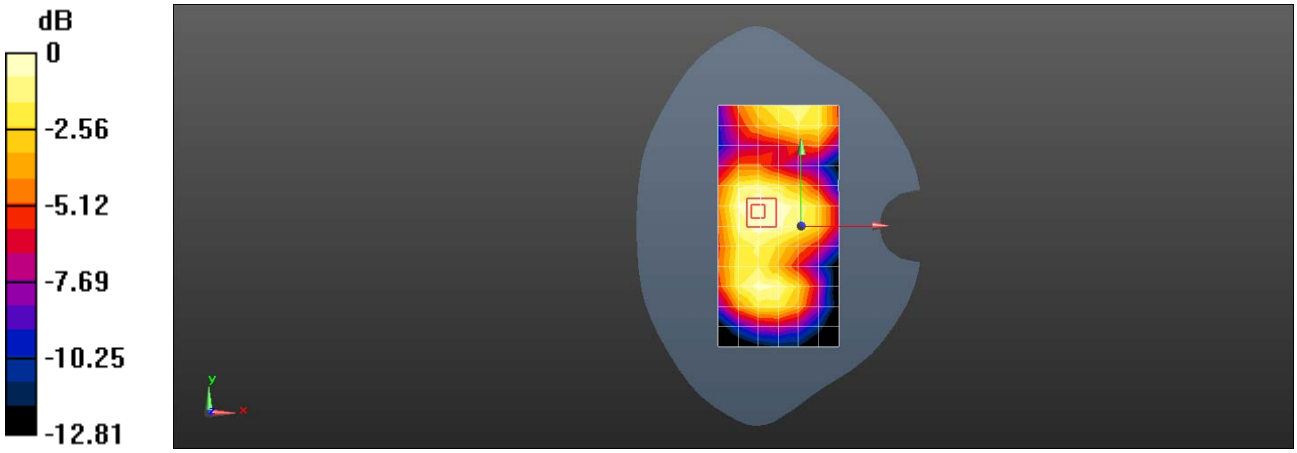

0 dB = 0.158 W/kg = -8.01 dBW/kg

Date: 2020-01-16

Test Laboratory: SGS-SAR Lab

OPPO CPH2009 WCDMA Band II 9400CH Right side 10mm Ant3

DUT: CPH2009; Type: Mobile phone; Serial: 961f3e6

Communication System: UID 0, WCDMA Band II; Frequency: 1880 MHz;Duty Cycle: 1:1

Medium: HSL1900;Medium parameters used: f = 1880 MHz; σ = 1.368 S/m; ε_r = 40.206; ρ = 1000 kg/m^3
Phantom section: Flat Section

DASY 5 Configuration:

- Probe: EX3DV4 - SN3793; ConvF(7.54, 7.54, 7.54); Calibrated: 2019-03-25;
- Sensor-Surface: 2mm (Mechanical Surface Detection)
- Electronics: DAE4 Sn871; Calibrated: 2019-06-27
- Phantom: SAM 7; Type: SAM; Serial: 1027
- DASY52 52.8.8(1222); SEMCAD X 14.6.10(7331)

Configuration/Body/Area Scan (5x13x1): Measurement grid: dx=15mm, dy=15mm
Maximum value of SAR (measured) = 0.354 W/kg

Configuration/Body/Zoom Scan (5x5x7)/Cube 0: Measurement grid: dx=8mm, dy=8mm, dz=5mm
Reference Value = 12.89 V/m; Power Drift = -0.04 dB
Peak SAR (extrapolated) = 0.440 W/kg
SAR(1 g) = 0.270 W/kg; SAR(10 g) = 0.158 W/kg
Maximum value of SAR (measured) = 0.365 W/kg

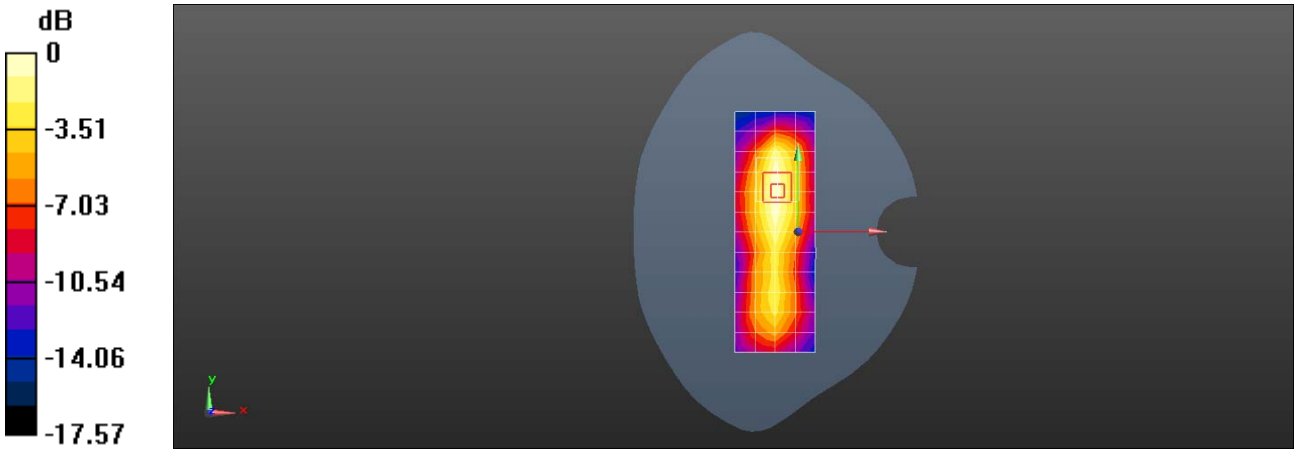

0 dB = 0.365 W/kg = -4.38 dBW/kg

Date: 2020-01-18

Test Laboratory: SGS-SAR Lab

OPPO CPH2009 WCDMA Band IV 1412CH Right tilted Ant2

DUT: CPH2009; Type: Mobile phone; Serial: 54b71ce7

Communication System: UID 0, WCDMA (0); Frequency: 1732.4 MHz;Duty Cycle: 1:1

Medium: HSL1750;Medium parameters used (interpolated): f = 1732.4 MHz; σ = 1.299 S/m; ε_r = 40.494; ρ = 1000 kg/m^3
Phantom section: Right Section

DASY 5 Configuration:

- Probe: EX3DV4 - SN3982; ConvF(8.8, 8.8, 8.8); Calibrated: 2019-09-11;
- Sensor-Surface: 2mm (Mechanical Surface Detection)
- Electronics: DAE4 Sn896; Calibrated: 2019-09-18
- Phantom: SAM 3; Type: SAM; Serial: 1912
- DASY52 52.8.8(1222); SEMCAD X 14.6.10(7331)

Configuration/Head/Area Scan (8x14x1): Measurement grid: dx=15mm, dy=15mm

Info: Interpolated medium parameters used for SAR evaluation.
Maximum value of SAR (measured) = 0.709 W/kg

Configuration/Head/Zoom Scan (5x5x7)/Cube 0: Measurement grid: dx=8mm, dy=8mm, dz=5mm
Reference Value = 20.39 V/m; Power Drift = 0.19 dB
Peak SAR (extrapolated) = 1.31 W/kg
SAR(1 g) = 0.645 W/kg; SAR(10 g) = 0.298 W/kg

Info: Interpolated medium parameters used for SAR evaluation.
Maximum value of SAR (measured) = 0.957 W/kg



0 dB = 0.957 W/kg = -0.19 dBW/kg

Date: 2020-01-18

Test Laboratory: SGS-SAR Lab

OPPO CPH2009 WCDMA Band IV 1412CH Back side 15mmAnt2

DUT: CPH2009; Type: Mobile phone; Serial: 54b71ce7

Communication System: UID 0, WCDMA (0); Frequency: 1732.4 MHz;Duty Cycle: 1:1

Medium: HSL1750;Medium parameters used (interpolated): f = 1732.4 MHz; σ = 1.299 S/m; ε_r = 40.494; ρ = 1000 kg/m^3
Phantom section: Flat Section

DASY 5 Configuration:

- Probe: EX3DV4 - SN3982; ConvF(8.8, 8.8, 8.8); Calibrated: 2019-09-11;
- Sensor-Surface: 2mm (Mechanical Surface Detection)
- Electronics: DAE4 Sn896; Calibrated: 2019-09-18
- Phantom: SAM 3; Type: SAM; Serial: 1912
- DASY52 52.8.8(1222); SEMCAD X 14.6.10(7331)

Configuration/Body/Area Scan (8x13x1): Measurement grid: dx=15mm, dy=15mm

Info: Interpolated medium parameters used for SAR evaluation.
Maximum value of SAR (measured) = 0.167 W/kg

Configuration/Body/Zoom Scan (5x5x7)/Cube 0: Measurement grid: dx=8mm, dy=8mm, dz=5mm
Reference Value = 3.997 V/m; Power Drift = -0.09 dB
Peak SAR (extrapolated) = 0.213 W/kg
SAR(1 g) = 0.132 W/kg; SAR(10 g) = 0.078 W/kg

Info: Interpolated medium parameters used for SAR evaluation.
Maximum value of SAR (measured) = 0.176 W/kg

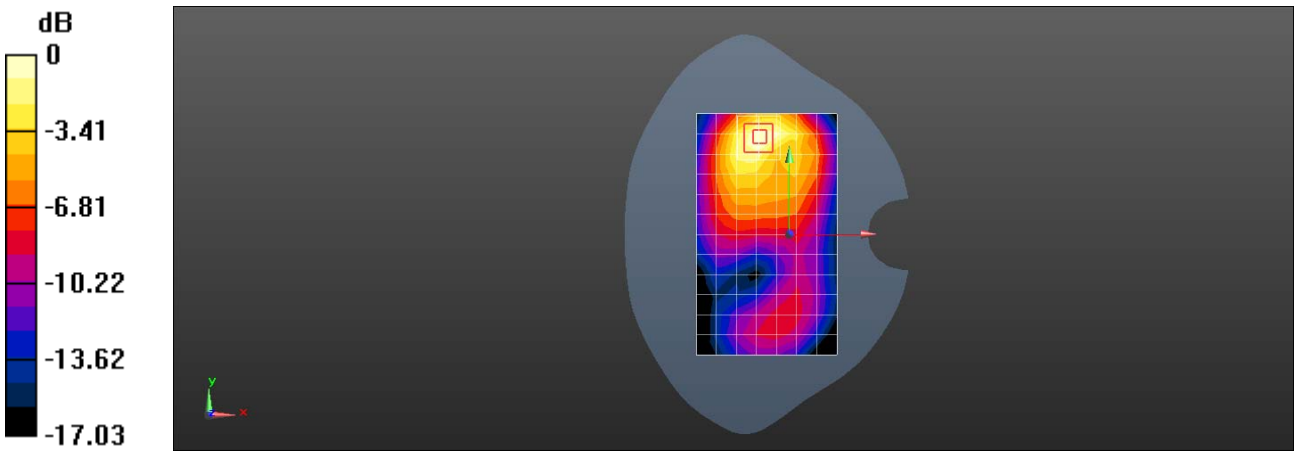

0 dB = 0.176 W/kg = -7.54 dBW/kg

Date: 2020-01-18

Test Laboratory: SGS-SAR Lab

OPPO CPH2009 WCDMA Band IV 1412CH Top side 10mmAnt2

DUT: CPH2009; Type: Mobile phone; Serial: 54b71ce7

Communication System: UID 0, WCDMA (0); Frequency: 1732.4 MHz;Duty Cycle: 1:1

Medium: HSL1750;Medium parameters used (interpolated): f = 1732.4 MHz; σ = 1.299 S/m; ε_r = 40.494; ρ = 1000 kg/m^3
Phantom section: Flat Section

DASY 5 Configuration:

- Probe: EX3DV4 - SN3982; ConvF(8.8, 8.8, 8.8); Calibrated: 2019-09-11;
- Sensor-Surface: 2mm (Mechanical Surface Detection)
- Electronics: DAE4 Sn896; Calibrated: 2019-09-18
- Phantom: SAM 3; Type: SAM; Serial: 1912
- DASY52 52.8.8(1222); SEMCAD X 14.6.10(7331)

Configuration/Body/Area Scan (5x8x1): Measurement grid: dx=15mm, dy=15mm

Info: Interpolated medium parameters used for SAR evaluation.
Maximum value of SAR (measured) = 0.481 W/kg

Configuration/Body/Zoom Scan (5x5x7)/Cube 0: Measurement grid: dx=8mm, dy=8mm, dz=5mm
Reference Value = 16.17 V/m; Power Drift = -0.04 dB
Peak SAR (extrapolated) = 0.617 W/kg
SAR(1 g) = 0.359 W/kg; SAR(10 g) = 0.189 W/kg

Info: Interpolated medium parameters used for SAR evaluation.
Maximum value of SAR (measured) = 0.505 W/kg

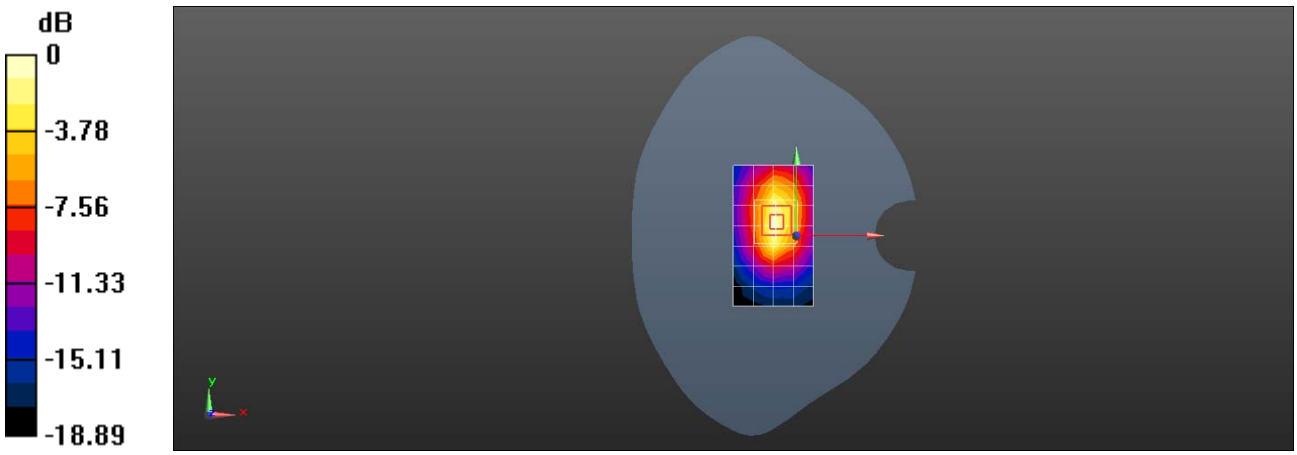

0 dB = 0.505 W/kg = -2.97 dBW/kg

Date: 2019-12-25

Test Laboratory: SGS-SAR Lab

OPPO CPH2009 WCDMA Band IV 1412CH Right cheek Ant3

DUT: CPH2009; Type: Mobile phone; Serial: bb849491

Communication System: UID 0, WCDMA Band IV; Frequency: 1732.4 MHz;Duty Cycle: 1:1

Medium: HSL1750;Medium parameters used (interpolated): f = 1732.4 MHz; σ = 1.314 S/m; ε_r = 39.602; ρ = 1000 kg/m^3
Phantom section: Right Section

DASY 5 Configuration:

- Probe: EX3DV4 - SN3793; ConvF(7.85, 7.85, 7.85); Calibrated: 2019-03-25;
- Sensor-Surface: 2mm (Mechanical Surface Detection)
- Electronics: DAE4 Sn871; Calibrated: 2019-06-27
- Phantom: SAM 8; Type: SAM; Serial: 1063
- DASY52 52.8.8(1222); SEMCAD X 14.6.10(7331)

Configuration/Head/Area Scan (7x13x1): Measurement grid: dx=15mm, dy=15mm

Info: Interpolated medium parameters used for SAR evaluation.
Maximum value of SAR (measured) = 0.0634 W/kg

Configuration/Head/Zoom Scan (5x5x7)/Cube 0: Measurement grid: dx=8mm, dy=8mm, dz=5mm
Reference Value = 2.241 V/m; Power Drift = 0.09 dB
Peak SAR (extrapolated) = 0.0700 W/kg
SAR(1 g) = 0.048 W/kg; SAR(10 g) = 0.031 W/kg

Info: Interpolated medium parameters used for SAR evaluation.
Maximum value of SAR (measured) = 0.0588 W/kg

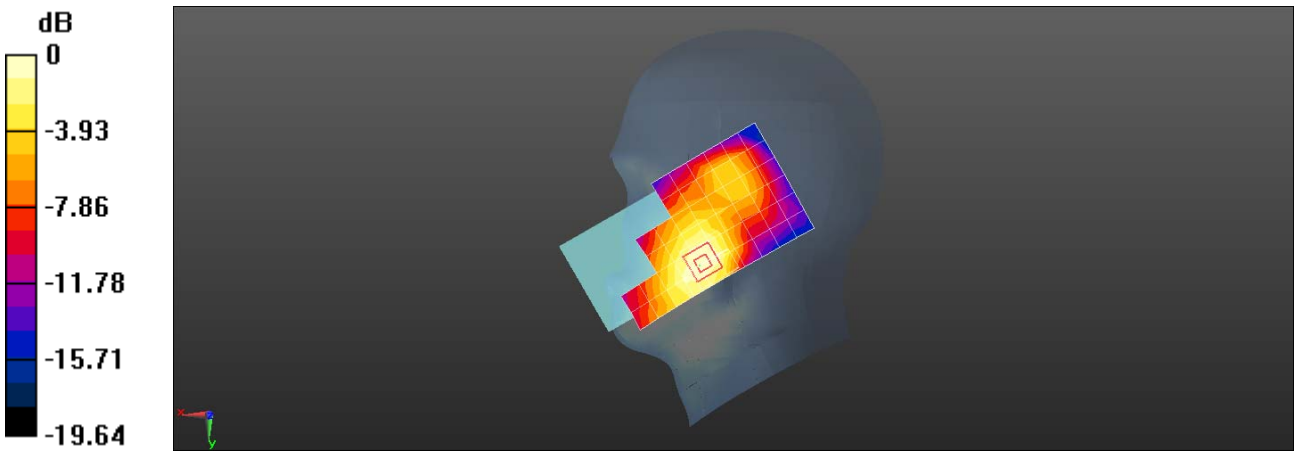

0 dB = 0.0588 W/kg = -12.31 dBW/kg

Date: 2019-12-24

Test Laboratory: SGS-SAR Lab

OPPO CPH2009 WCDMA Band IV 1412CH Back side 15mm Ant3

DUT: CPH2009; Type: Mobile phone; Serial: bb849491

Communication System: UID 0, WCDMA Band IV; Frequency: 1732.4 MHz;Duty Cycle: 1:1

Medium: HSL1750;Medium parameters used (interpolated): f = 1732.4 MHz; σ = 1.314 S/m; ε_r = 39.602; ρ = 1000 kg/m^3
Phantom section: Flat Section

DASY 5 Configuration:

- Probe: EX3DV4 - SN3793; ConvF(7.85, 7.85, 7.85); Calibrated: 2019-03-25;
- Sensor-Surface: 2mm (Mechanical Surface Detection)
- Electronics: DAE4 Sn871; Calibrated: 2019-06-27
- Phantom: SAM 8; Type: SAM; Serial: 1063
- DASY52 52.8.8(1222); SEMCAD X 14.6.10(7331)

Configuration/Body/Area Scan (7x13x1): Measurement grid: dx=15mm, dy=15mm

Info: Interpolated medium parameters used for SAR evaluation.
Maximum value of SAR (measured) = 0.0614 W/kg

Configuration/Body/Zoom Scan (5x5x7)/Cube 0: Measurement grid: dx=8mm, dy=8mm, dz=5mm
Reference Value = 6.099 V/m; Power Drift = 0.04 dB
Peak SAR (extrapolated) = 0.0740 W/kg
SAR(1 g) = 0.050 W/kg; SAR(10 g) = 0.033 W/kg

Info: Interpolated medium parameters used for SAR evaluation.
Maximum value of SAR (measured) = 0.0623 W/kg

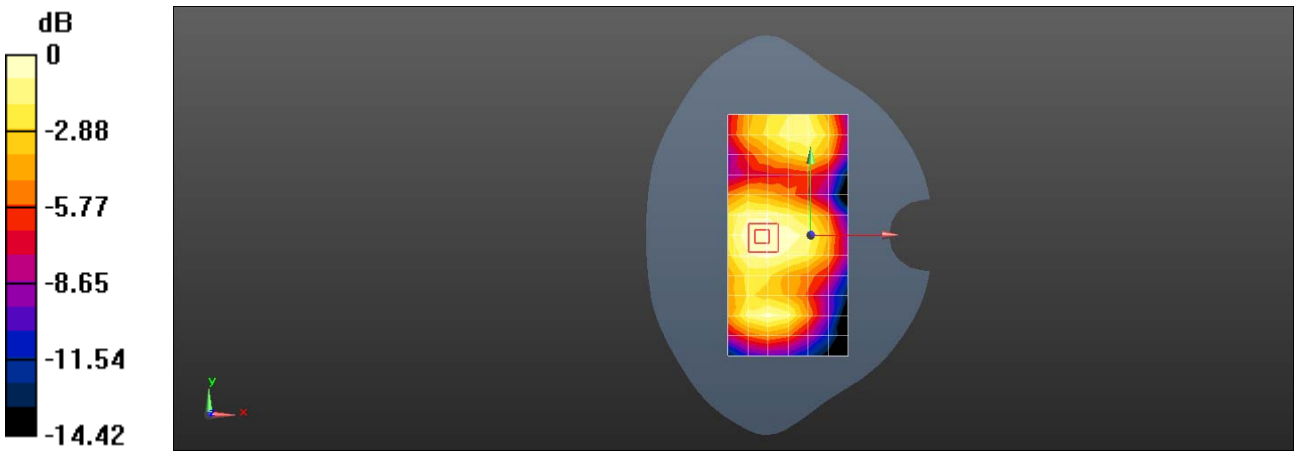

0 dB = 0.0623 W/kg = -12.06 dBW/kg

Date: 2019-12-25

Test Laboratory: SGS-SAR Lab

OPPO CPH2009 WCDMA Band IV 1412CH Bottom side 10mm Ant3

DUT: CPH2009; Type: Mobile phone; Serial: bb849491

Communication System: UID 0, WCDMA Band IV; Frequency: 1732.4 MHz;Duty Cycle: 1:1

Medium: HSL1750;Medium parameters used (interpolated): f = 1732.4 MHz; σ = 1.314 S/m; ε_r = 39.602; ρ = 1000 kg/m^3
Phantom section: Flat Section

DASY 5 Configuration:

- Probe: EX3DV4 - SN3793; ConvF(7.85, 7.85, 7.85); Calibrated: 2019-03-25;
- Sensor-Surface: 2mm (Mechanical Surface Detection)
- Electronics: DAE4 Sn871; Calibrated: 2019-06-27
- Phantom: SAM 8; Type: SAM; Serial: 1063
- DASY52 52.8.8(1222); SEMCAD X 14.6.10(7331)

Configuration/Body/Area Scan (5x7x1): Measurement grid: dx=15mm, dy=15mm

Info: Interpolated medium parameters used for SAR evaluation.
Maximum value of SAR (measured) = 0.118 W/kg

Configuration/Body/Zoom Scan (5x5x7)/Cube 0: Measurement grid: dx=8mm, dy=8mm, dz=5mm
Reference Value = 8.584 V/m; Power Drift = -0.02 dB
Peak SAR (extrapolated) = 0.157 W/kg
SAR(1 g) = 0.088 W/kg; SAR(10 g) = 0.047 W/kg

Info: Interpolated medium parameters used for SAR evaluation.
Maximum value of SAR (measured) = 0.124 W/kg

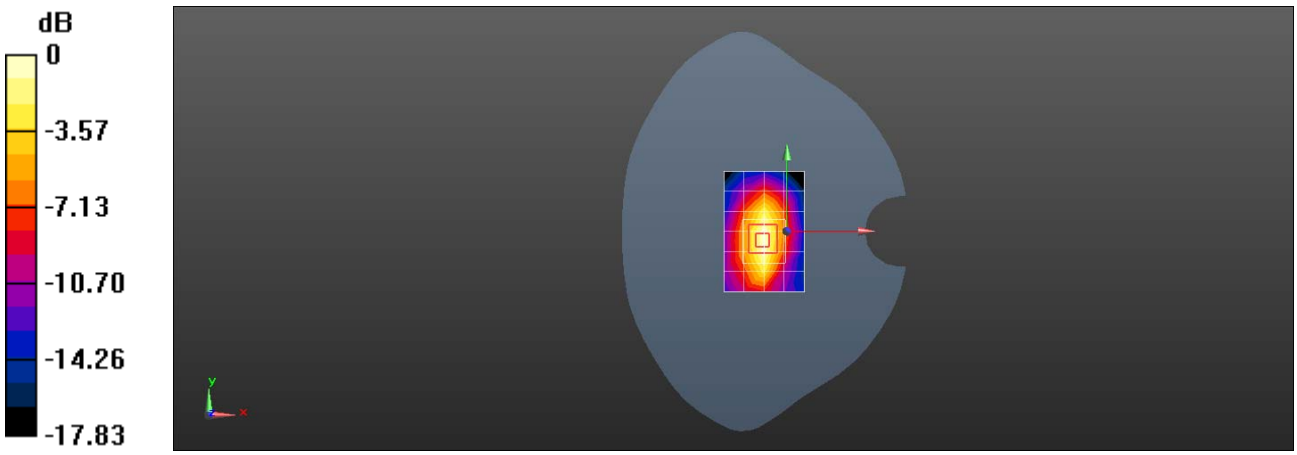

0 dB = 0.124 W/kg = -9.07 dBW/kg

Date: 2020-01-28

Test Laboratory: SGS-SAR Lab

OPPO CPH2009 WCDMA Band V 4233CH Right cheek Ant0

DUT: CPH2009; Type: Mobile phone; Serial: 6f93a2d3

Communication System: UID 0, WCDMA Band V; Frequency: 846.6 MHz;Duty Cycle: 1:1

Medium: HSL835;Medium parameters used: f = 847 MHz; σ = 0.939 S/m; ε_r = 42.99; ρ = 1000 kg/m^3
Phantom section: Right Section

DASY 5 Configuration:

- Probe: EX3DV4 - SN3793; ConvF(9.04, 9.04, 9.04); Calibrated: 2019-03-25;
- Sensor-Surface: 2mm (Mechanical Surface Detection)
- Electronics: DAE4 Sn1267; Calibrated: 2019-12-17
- Phantom: SAM 8; Type: SAM; Serial: 1063
- DASY52 52.8.8(1222); SEMCAD X 14.6.10(7331)

Configuration/Head/Area Scan (8x13x1): Measurement grid: dx=15mm, dy=15mm
Maximum value of SAR (measured) = 0.903 W/kg

Configuration/Head/Zoom Scan (5x5x7)/Cube 0: Measurement grid: dx=8mm, dy=8mm, dz=5mm
Reference Value = 10.92 V/m; Power Drift = 0.12 dB
Peak SAR (extrapolated) = 1.96 W/kg
SAR(1 g) = 0.797 W/kg; SAR(10 g) = 0.403 W/kg
Maximum value of SAR (measured) = 1.18 W/kg

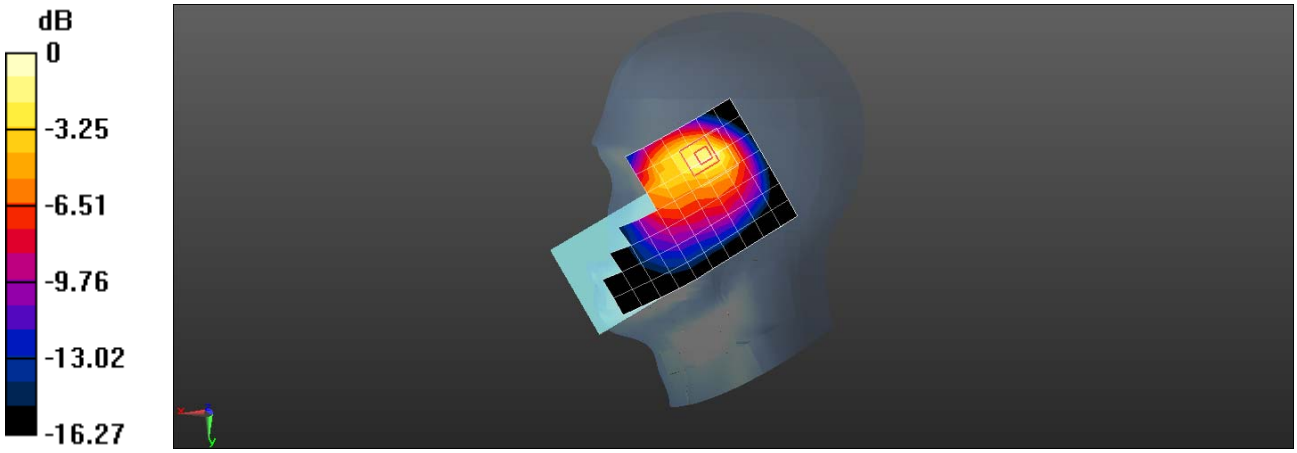

0 dB = 1.18 W/kg = 0.72 dBW/kg

Date: 2020-01-28

Test Laboratory: SGS-SAR Lab

OPPO CPH2009 WCDMA Band V 4182CH Back side 15mm Ant0

DUT: CPH2009; Type: Mobile phone; Serial: 6f93a2d3

Communication System: UID 0, WCDMA Band V; Frequency: 836.4 MHz;Duty Cycle: 1:1

Medium: HSL835;Medium parameters used (interpolated): f = 836.4 MHz; σ = 0.931 S/m; ε_r = 43.017; ρ = 1000 kg/m^3
Phantom section: Flat Section

DASY 5 Configuration:

- Probe: EX3DV4 - SN3793; ConvF(9.04, 9.04, 9.04); Calibrated: 2019-03-25;
- Sensor-Surface: 2mm (Mechanical Surface Detection)
- Electronics: DAE4 Sn1267; Calibrated: 2019-12-17
- Phantom: SAM 8; Type: SAM; Serial: 1063
- DASY52 52.8.8(1222); SEMCAD X 14.6.10(7331)

Configuration/Body/Area Scan (8x13x1): Measurement grid: dx=15mm, dy=15mm

Info: Interpolated medium parameters used for SAR evaluation.
Maximum value of SAR (measured) = 0.292 W/kg

Configuration/Body/Zoom Scan (5x5x7)/Cube 0: Measurement grid: dx=8mm, dy=8mm, dz=5mm
Reference Value = 9.475 V/m; Power Drift = -0.01 dB
Peak SAR (extrapolated) = 0.390 W/kg
SAR(1 g) = 0.256 W/kg; SAR(10 g) = 0.164 W/kg

Info: Interpolated medium parameters used for SAR evaluation.
Maximum value of SAR (measured) = 0.329 W/kg

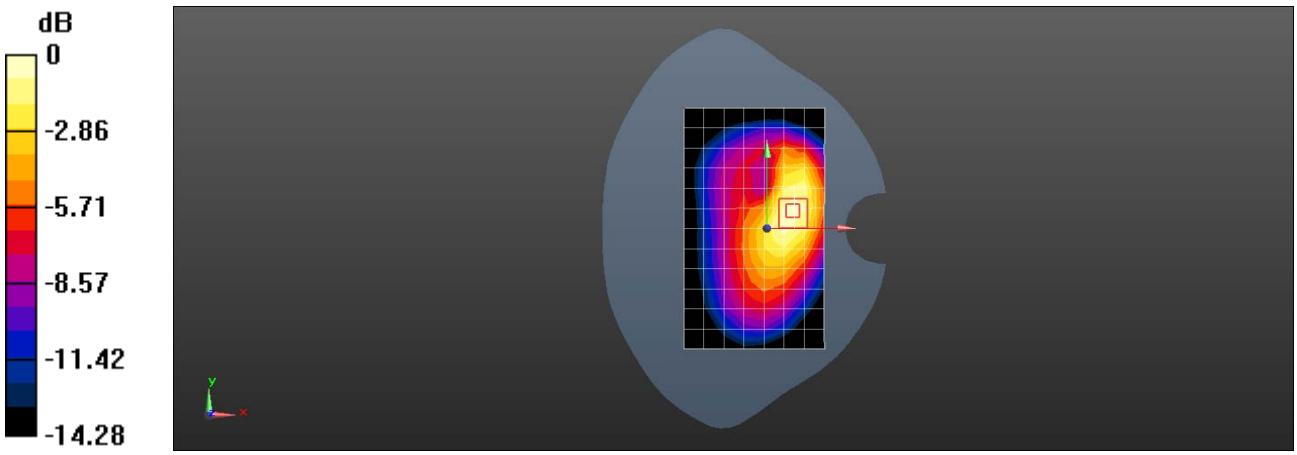

0 dB = 0.329 W/kg = -4.83 dBW/kg

Date: 2020-01-28

Test Laboratory: SGS-SAR Lab

OPPO CPH2009 WCDMA Band V 4182CH Left side 10mm Ant0

DUT: CPH2009; Type: Mobile phone; Serial: 6f93a2d3

Communication System: UID 0, WCDMA Band V; Frequency: 836.4 MHz;Duty Cycle: 1:1

Medium: HSL835;Medium parameters used (interpolated): f = 836.4 MHz; σ = 0.931 S/m; ε_r = 43.017; ρ = 1000 kg/m^3
Phantom section: Flat Section

DASY 5 Configuration:

- Probe: EX3DV4 - SN3793; ConvF(9.04, 9.04, 9.04); Calibrated: 2019-03-25;
- Sensor-Surface: 2mm (Mechanical Surface Detection)
- Electronics: DAE4 Sn1267; Calibrated: 2019-12-17
- Phantom: SAM 8; Type: SAM; Serial: 1063
- DASY52 52.8.8(1222); SEMCAD X 14.6.10(7331)

Configuration/Body/Area Scan (5x13x1): Measurement grid: dx=15mm, dy=15mm

Info: Interpolated medium parameters used for SAR evaluation.
Maximum value of SAR (measured) = 0.736 W/kg

Configuration/Body/Zoom Scan (5x5x7)/Cube 0: Measurement grid: dx=8mm, dy=8mm, dz=5mm
Reference Value = 24.66 V/m; Power Drift = 0.10 dB
Peak SAR (extrapolated) = 1.01 W/kg
SAR(1 g) = 0.569 W/kg; SAR(10 g) = 0.320 W/kg

Info: Interpolated medium parameters used for SAR evaluation.
Maximum value of SAR (measured) = 0.797 W/kg

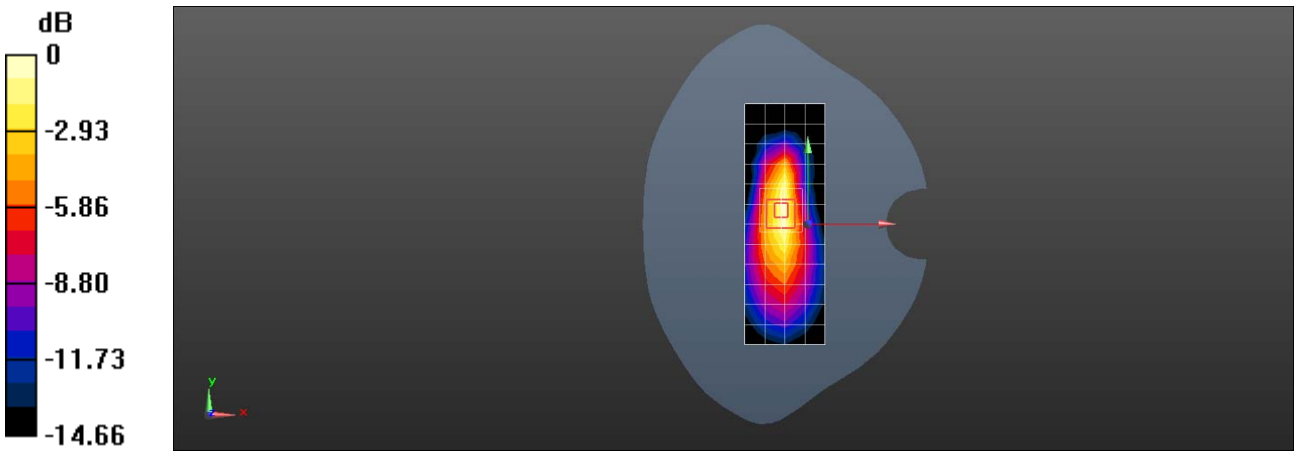

0 dB = 0.797 W/kg = -0.99 dBW/kg

Date: 2020-01-28

Test Laboratory: SGS-SAR Lab

OPPO CPH2009 WCDMA Band V 4182CH Right cheek with Battery 2 Ant1

DUT: CPH2009; Type: Mobile phone; Serial: bbb4fc2a

Communication System: UID 0, WCDMA (0); Frequency: 836.4 MHz;Duty Cycle: 1:1

Medium: HSL835;Medium parameters used (interpolated): f = 836.4 MHz; σ = 0.931 S/m; ε_r = 43.017; ρ = 1000 kg/m^3
Phantom section: Right Section

DASY 5 Configuration:

- Probe: EX3DV4 - SN3793; ConvF(9.04, 9.04, 9.04); Calibrated: 2019-03-25;
- Sensor-Surface: 2mm (Mechanical Surface Detection)
- Electronics: DAE4 Sn1267; Calibrated: 2019-12-17
- Phantom: SAM 8; Type: SAM; Serial: 1063
- DASY52 52.8.8(1222); SEMCAD X 14.6.10(7331)

Configuration/Head/Area Scan (7x13x1): Measurement grid: dx=15mm, dy=15mm

Info: Interpolated medium parameters used for SAR evaluation.
Maximum value of SAR (measured) = 0.353 W/kg

Configuration/Head/Zoom Scan (5x5x7)/Cube 0: Measurement grid: dx=8mm, dy=8mm, dz=5mm
Reference Value = 7.108 V/m; Power Drift = -0.03 dB
Peak SAR (extrapolated) = 0.416 W/kg
SAR(1 g) = 0.300 W/kg; SAR(10 g) = 0.222 W/kg

Info: Interpolated medium parameters used for SAR evaluation.
Maximum value of SAR (measured) = 0.348 W/kg

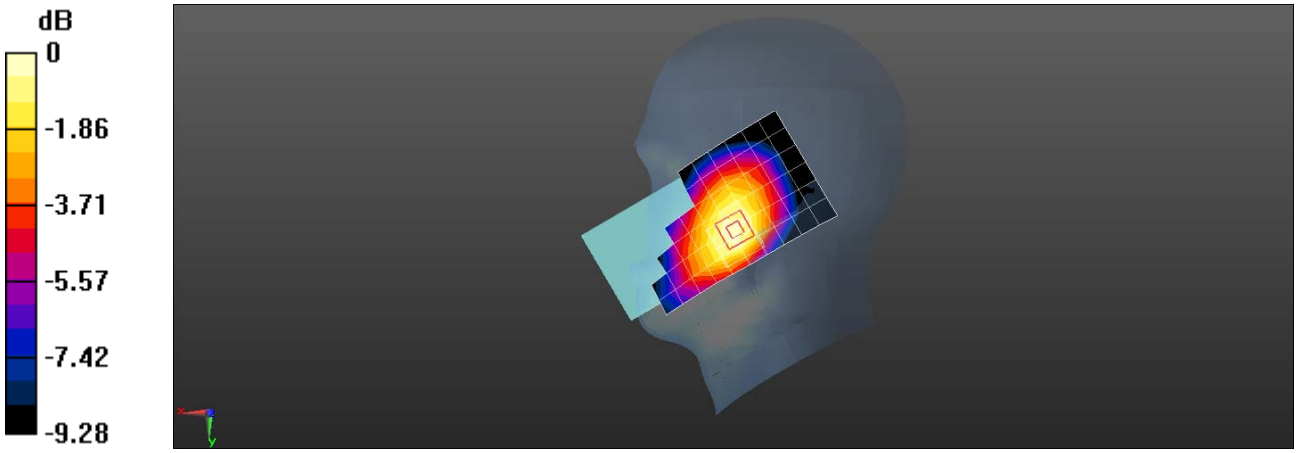

0 dB = 0.348 W/kg = -4.58 dBW/kg

Date: 2020-01-28

Test Laboratory: SGS-SAR Lab

OPPO CPH2009 WCDMA Band V 4182CH Back side 15mm Ant1

DUT: CPH2009; Type: Mobile phone; Serial: 6f93a2d3

Communication System: UID 0, WCDMA Band V; Frequency: 836.4 MHz;Duty Cycle: 1:1

Medium: HSL835;Medium parameters used (interpolated): f = 836.4 MHz; σ = 0.931 S/m; ε_r = 43.017; ρ = 1000 kg/m^3
Phantom section: Flat Section

DASY 5 Configuration:

- Probe: EX3DV4 - SN3793; ConvF(9.04, 9.04, 9.04); Calibrated: 2019-03-25;
- Sensor-Surface: 2mm (Mechanical Surface Detection)
- Electronics: DAE4 Sn1267; Calibrated: 2019-12-17
- Phantom: SAM 8; Type: SAM; Serial: 1063
- DASY52 52.8.8(1222); SEMCAD X 14.6.10(7331)

Configuration/Body/Area Scan (8x13x1): Measurement grid: dx=15mm, dy=15mm

Info: Interpolated medium parameters used for SAR evaluation.
Maximum value of SAR (measured) = 0.255 W/kg

Configuration/Body/Zoom Scan (5x5x7)/Cube 0: Measurement grid: dx=8mm, dy=8mm, dz=5mm
Reference Value = 12.65 V/m; Power Drift = 0.09 dB
Peak SAR (extrapolated) = 0.353 W/kg
SAR(1 g) = 0.216 W/kg; SAR(10 g) = 0.130 W/kg

Info: Interpolated medium parameters used for SAR evaluation.
Maximum value of SAR (measured) = 0.284 W/kg

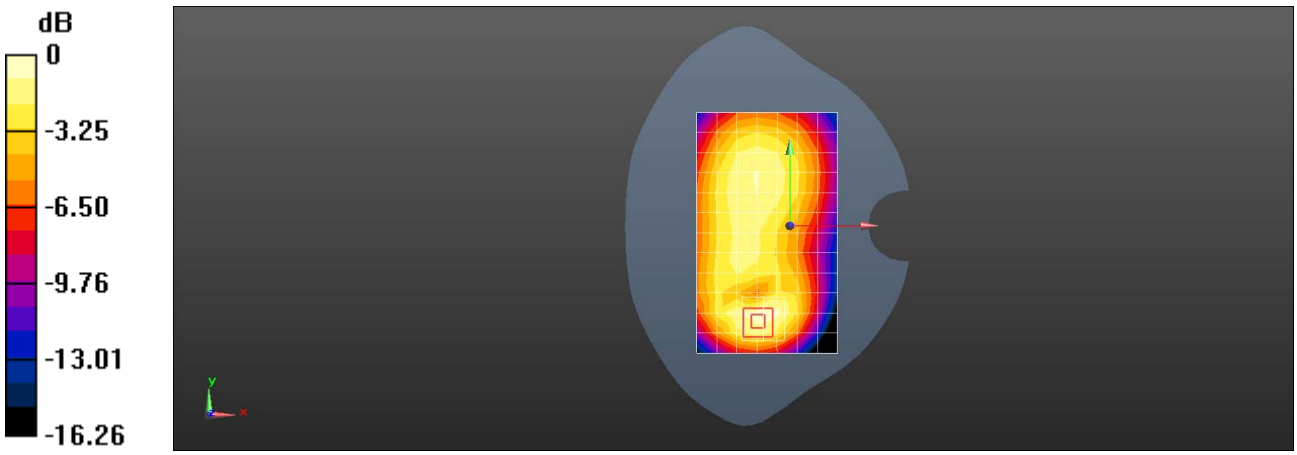

0 dB = 0.284 W/kg = -5.47 dBW/kg

Date: 2020-01-28

Test Laboratory: SGS-SAR Lab

OPPO CPH2009 WCDMA Band V 4182CH Back side 10mm with Battery 2 Ant1

DUT: CPH2009; Type: Mobile phone; Serial: bbb4fc2a

Communication System: UID 0, WCDMA Band V; Frequency: 836.4 MHz;Duty Cycle: 1:1

Medium: HSL835;Medium parameters used (interpolated): f = 836.4 MHz; σ = 0.931 S/m; ε_r = 43.017; ρ = 1000 kg/m^3
Phantom section: Flat Section

DASY 5 Configuration:

- Probe: EX3DV4 - SN3793; ConvF(9.04, 9.04, 9.04); Calibrated: 2019-03-25;
- Sensor-Surface: 2mm (Mechanical Surface Detection)
- Electronics: DAE4 Sn1267; Calibrated: 2019-12-17
- Phantom: SAM 8; Type: SAM; Serial: 1063
- DASY52 52.8.8(1222); SEMCAD X 14.6.10(7331)

Configuration/Body/Area Scan (7x13x1): Measurement grid: dx=15mm, dy=15mm

Info: Interpolated medium parameters used for SAR evaluation.
Maximum value of SAR (measured) = 0.716 W/kg

Configuration/Body/Zoom Scan (5x5x7)/Cube 0: Measurement grid: dx=8mm, dy=8mm, dz=5mm
Reference Value = 14.88 V/m; Power Drift = 0.02 dB
Peak SAR (extrapolated) = 0.917 W/kg
SAR(1 g) = 0.538 W/kg; SAR(10 g) = 0.313 W/kg

Info: Interpolated medium parameters used for SAR evaluation.

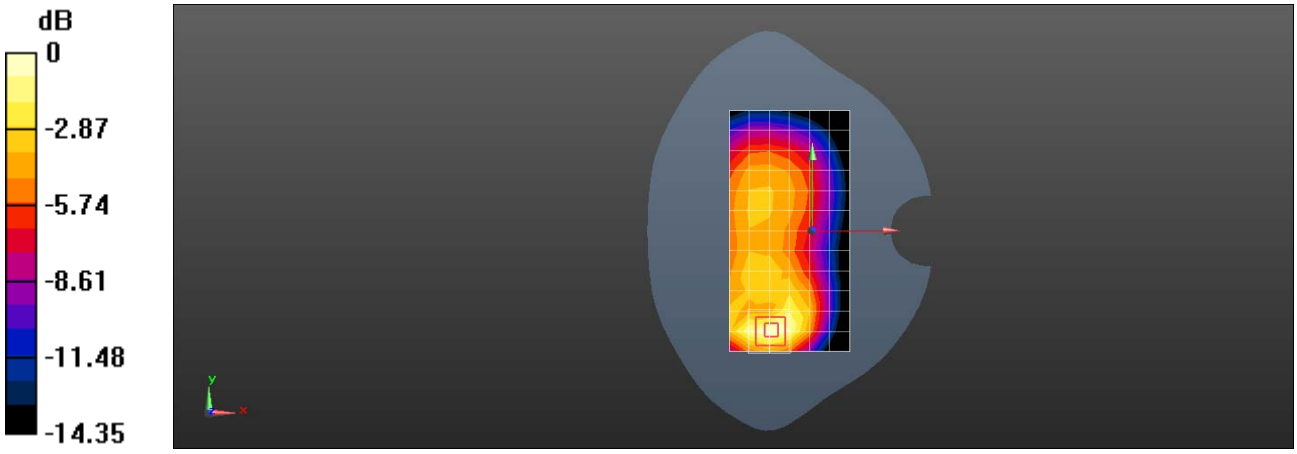

0 dB = 0.716 W/kg = -1.45 dBW/kg

Date: 2020-01-16

Test Laboratory: SGS-SAR Lab

OPPO CPH2009 LTE Band 2 20M QPSK 50RB50 19100CH Right tilted Ant2

DUT: CPH2009; Type: Mobile phone; Serial: 54b71ce7

Communication System: UID 0, LTE-FDD BW 20MHz (0); Frequency: 1900 MHz;Duty Cycle: 1:1

Medium: HSL1900;Medium parameters used: f = 1900 MHz; σ = 1.377 S/m; ε_r = 40.173; ρ = 1000 kg/m^3
Phantom section: Right Section

DASY 5 Configuration:

- Probe: EX3DV4 - SN3793; ConvF(7.54, 7.54, 7.54); Calibrated: 2019-03-25;
- Sensor-Surface: 2mm (Mechanical Surface Detection)
- Electronics: DAE4 Sn871; Calibrated: 2019-06-27
- Phantom: SAM 7; Type: SAM; Serial: 1027
- DASY52 52.8.8(1222); SEMCAD X 14.6.10(7331)

Configuration/Head/Area Scan (7x14x1): Measurement grid: dx=15mm, dy=15mm
Maximum value of SAR (measured) = 0.913 W/kg

Configuration/Head/Zoom Scan (5x5x7)/Cube 0: Measurement grid: dx=8mm, dy=8mm, dz=5mm
Reference Value = 21.53 V/m; Power Drift = 0.04 dB
Peak SAR (extrapolated) = 1.60 W/kg
SAR(1 g) = 0.765 W/kg; SAR(10 g) = 0.351 W/kg
Maximum value of SAR (measured) = 1.17 W/kg

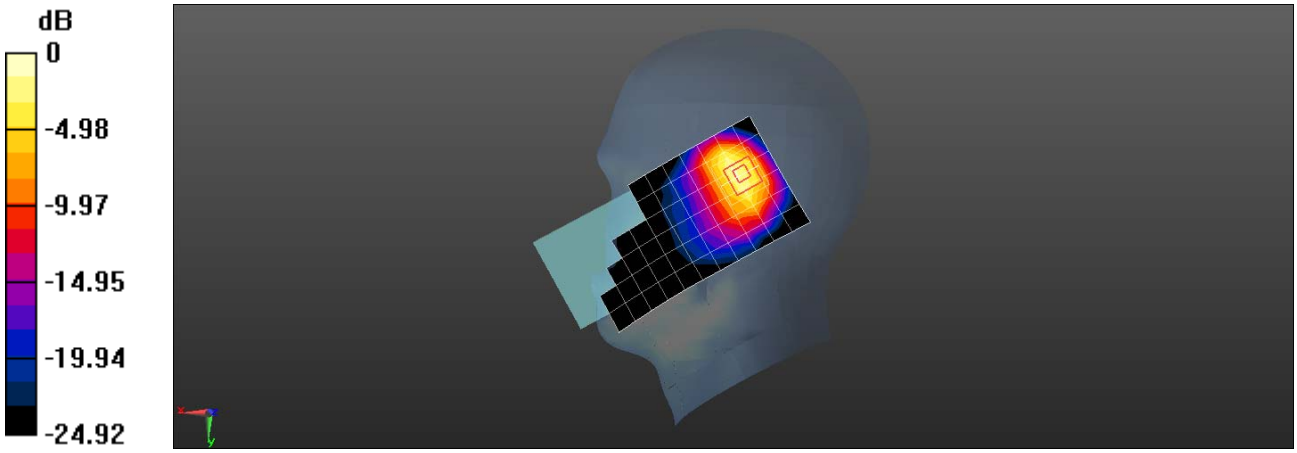

0 dB = 1.17 W/kg = 0.68 dBW/kg

Date: 2020-01-16

Test Laboratory: SGS-SAR Lab

OPPO CPH2009 LTE Band 2 20M QPSK 50RB50 19100CH Back side 15mm Ant2

DUT: CPH2009; Type: Mobile phone; Serial: 54b71ce7

Communication System: UID 0, LTE-FDD BW 20MHz (0); Frequency: 1900 MHz;Duty Cycle: 1:1

Medium: HSL1900;Medium parameters used: f = 1900 MHz; σ = 1.377 S/m; ε_r = 40.173; ρ = 1000 kg/m^3
Phantom section: Flat Section

DASY 5 Configuration:

- Probe: EX3DV4 - SN3793; ConvF(7.54, 7.54, 7.54); Calibrated: 2019-03-25;
- Sensor-Surface: 2mm (Mechanical Surface Detection)
- Electronics: DAE4 Sn871; Calibrated: 2019-06-27
- Phantom: SAM 7; Type: SAM; Serial: 1027
- DASY52 52.8.8(1222); SEMCAD X 14.6.10(7331)

Configuration/Body/Area Scan (8x13x1): Measurement grid: dx=15mm, dy=15mm
Maximum value of SAR (measured) = 0.264 W/kg

Configuration/Body/Zoom Scan (5x5x7)/Cube 0: Measurement grid: dx=8mm, dy=8mm, dz=5mm
Reference Value = 4.530 V/m; Power Drift = 0.07 dB
Peak SAR (extrapolated) = 0.332 W/kg
SAR(1 g) = 0.203 W/kg; SAR(10 g) = 0.120 W/kg
Maximum value of SAR (measured) = 0.271 W/kg

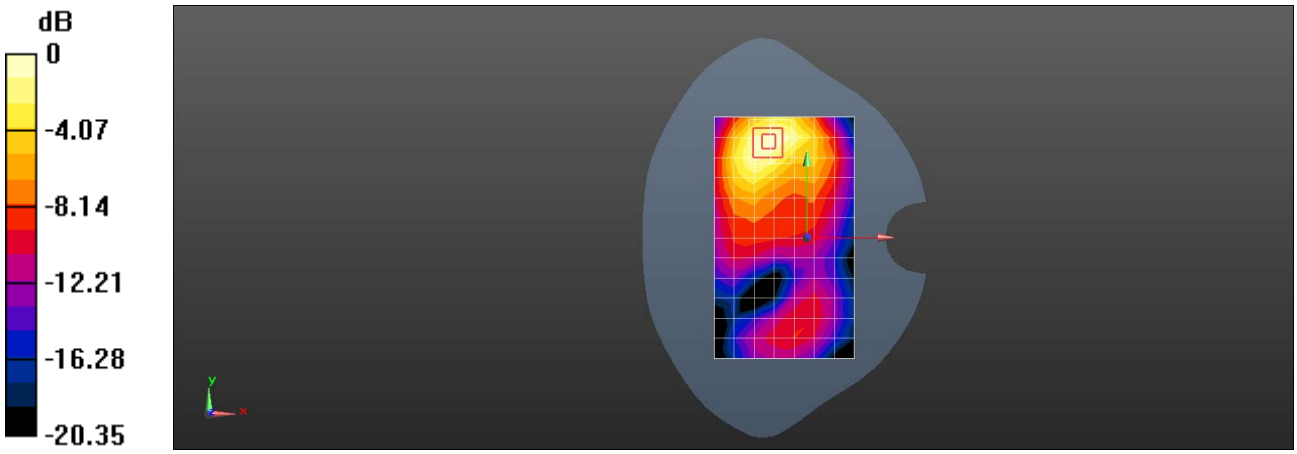

0 dB = 0.271 W/kg = -5.67 dBW/kg

Date: 2020-01-16

Test Laboratory: SGS-SAR Lab

OPPO CPH2009 LTE Band 2 20M QPSK 50RB50 19100CH Top side 10mm Ant2

DUT: CPH2009; Type: Mobile phone; Serial: 54b71ce7

Communication System: UID 0, LTE-FDD BW 20MHz (0); Frequency: 1900 MHz;Duty Cycle: 1:1

Medium: HSL1900;Medium parameters used: f = 1900 MHz; σ = 1.377 S/m; ε_r = 40.173; ρ = 1000 kg/m^3
Phantom section: Flat Section

DASY 5 Configuration:

- Probe: EX3DV4 - SN3793; ConvF(7.54, 7.54, 7.54); Calibrated: 2019-03-25;
- Sensor-Surface: 2mm (Mechanical Surface Detection)
- Electronics: DAE4 Sn871; Calibrated: 2019-06-27
- Phantom: SAM 7; Type: SAM; Serial: 1027
- DASY52 52.8.8(1222); SEMCAD X 14.6.10(7331)

Configuration/Body/Area Scan (5x7x1): Measurement grid: dx=15mm, dy=15mm
Maximum value of SAR (measured) = 0.638 W/kg

Configuration/Body/Zoom Scan (5x5x7)/Cube 0: Measurement grid: dx=8mm, dy=8mm, dz=5mm
Reference Value = 19.56 V/m; Power Drift = -0.08 dB
Peak SAR (extrapolated) = 0.970 W/kg
SAR(1 g) = 0.551 W/kg; SAR(10 g) = 0.288 W/kg
Maximum value of SAR (measured) = 0.778 W/kg

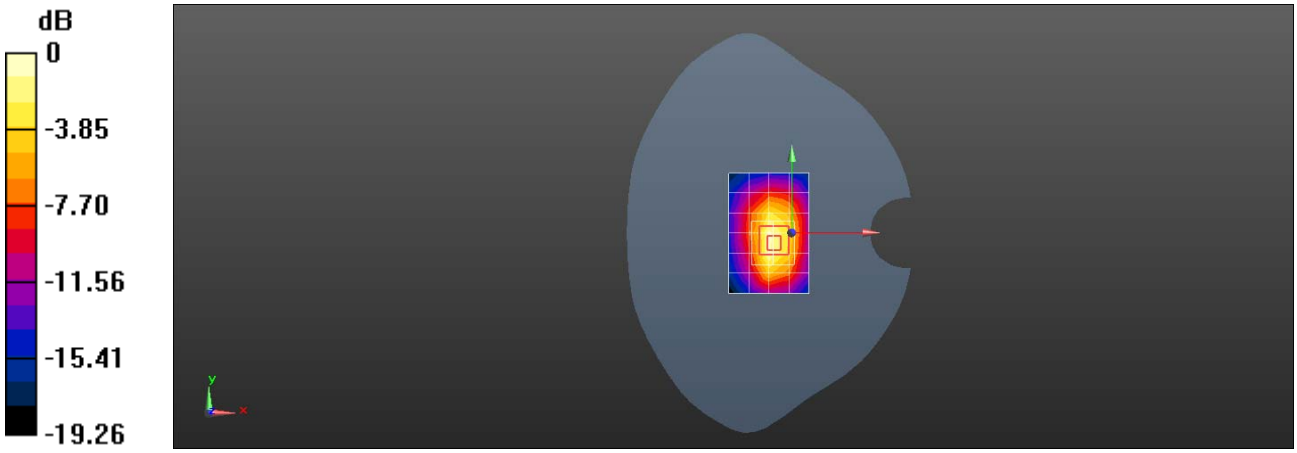

0 dB = 0.778 W/kg = -1.09 dBW/kg

Date: 2020-02-21

Test Laboratory: SGS-SAR Lab

OPPO CPH2009 LTE Band 2 20M QPSK 1RB0 18700CH Right cheek with Battery 2 Ant3

DUT: CPH2009; Type: Mobile phone; Serial: bbb4fc2a

Communication System: UID 0, LTE Band 2; Frequency: 1860 MHz;Duty Cycle: 1:1

Medium: HSL1900;Medium parameters used: f = 1860 MHz; σ = 1.398 S/m; ε_r = 40.364; ρ = 1000 kg/m^3
Phantom section: Right Section

DASY 5 Configuration:

- Probe: EX3DV4 - SN3923; ConvF(8.64, 8.64, 8.64); Calibrated: 2019-10-22;
- Sensor-Surface: 2mm (Mechanical Surface Detection)
- Electronics: DAE4 Sn896; Calibrated: 2019-09-18
- Phantom: SAM 3; Type: SAM; Serial: 1912
- DASY52 52.8.8(1222); SEMCAD X 14.6.10(7331)

Configuration/Head/Area Scan (7x13x1): Measurement grid: dx=15mm, dy=15mm
Maximum value of SAR (measured) = 0.163 W/kg

Configuration/Head/Zoom Scan (5x5x7)/Cube 0: Measurement grid: dx=8mm, dy=8mm, dz=5mm
Reference Value = 3.960 V/m; Power Drift = 0.07 dB
Peak SAR (extrapolated) = 0.190 W/kg
SAR(1 g) = 0.131 W/kg; SAR(10 g) = 0.086 W/kg
Maximum value of SAR (measured) = 0.161 W/kg

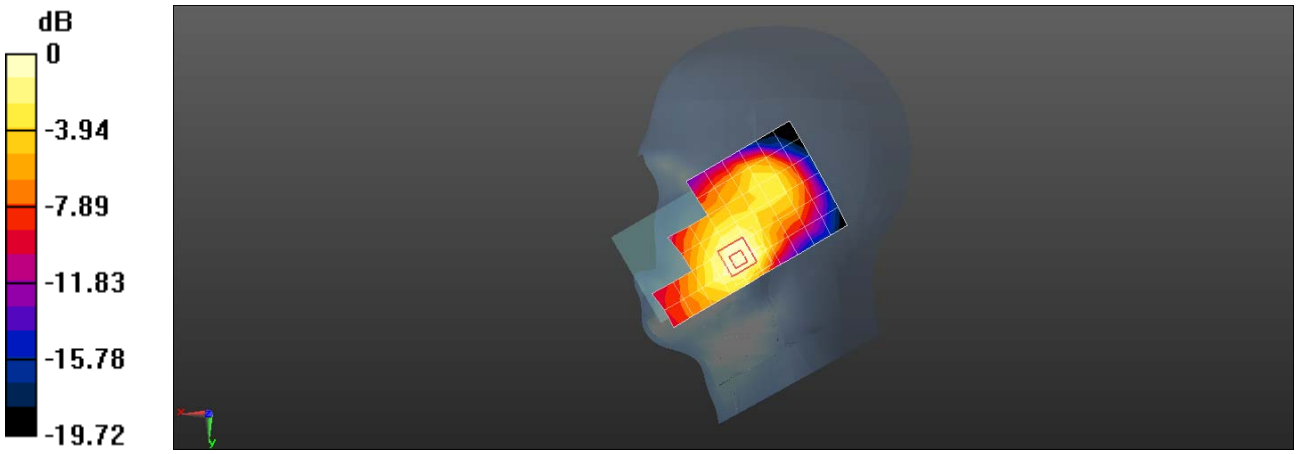

0 dB = 0.161 W/kg = -7.93 dBW/kg

Date: 2020-02-21

Test Laboratory: SGS-SAR Lab

OPPO CPH2009 LTE Band 2 20M QPSK 1RB0 18700CH Back side 15mm Ant3

DUT: CPH2009; Type: Mobile phone; Serial: 961f3e6

Communication System: UID 0, LTE Band 2; Frequency: 1860 MHz;Duty Cycle: 1:1

Medium: HSL1900;Medium parameters used: f = 1860 MHz; σ = 1.398 S/m; ε_r = 40.364; ρ = 1000 kg/m^3
Phantom section: Flat Section

DASY 5 Configuration:

- Probe: EX3DV4 - SN3923; ConvF(8.64, 8.64, 8.64); Calibrated: 2019-10-22;
- Sensor-Surface: 2mm (Mechanical Surface Detection)
- Electronics: DAE4 Sn896; Calibrated: 2019-09-18
- Phantom: SAM 3; Type: SAM; Serial: 1912
- DASY52 52.8.8(1222); SEMCAD X 14.6.10(7331)

Configuration/Body/Area Scan (7x13x1): Measurement grid: dx=15mm, dy=15mm
Maximum value of SAR (measured) = 0.133 W/kg

Configuration/Body/Zoom Scan (5x5x7)/Cube 0: Measurement grid: dx=8mm, dy=8mm, dz=5mm
Reference Value = 8.699 V/m; Power Drift = -0.09 dB
Peak SAR (extrapolated) = 0.161 W/kg
SAR(1 g) = 0.111 W/kg; SAR(10 g) = 0.074 W/kg
Maximum value of SAR (measured) = 0.137 W/kg

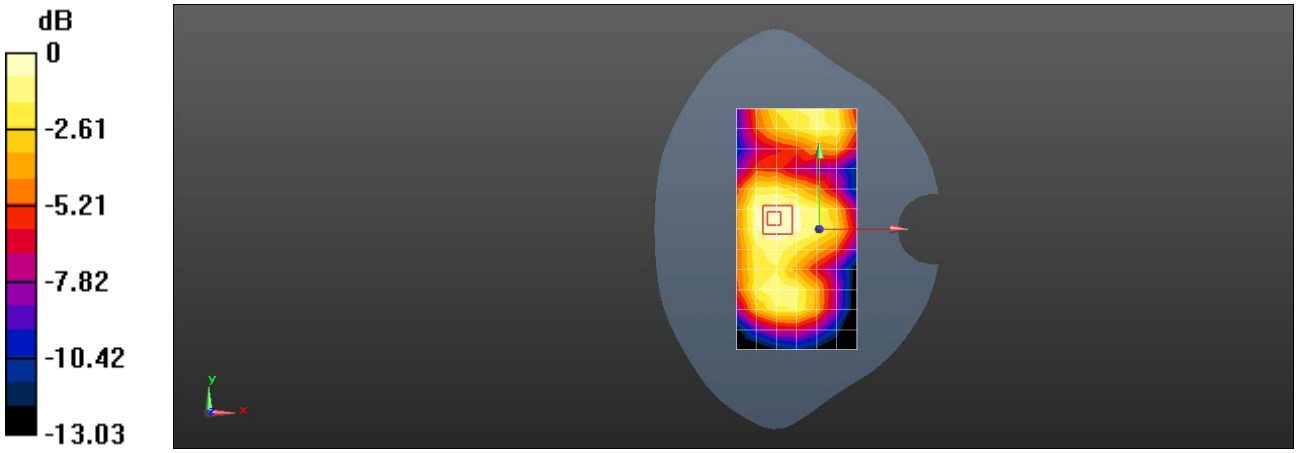

0 dB = 0.137 W/kg = -8.63 dBW/kg

Date: 2020-02-21

Test Laboratory: SGS-SAR Lab

OPPO CPH2009 LTE Band 2 20M QPSK 1RB0 18700CH Bottom side 10mm Ant3

DUT: CPH2009; Type: Mobile phone; Serial: 961f3e6

Communication System: UID 0, LTE Band 2; Frequency: 1860 MHz;Duty Cycle: 1:1

Medium: HSL1900;Medium parameters used: f = 1860 MHz; σ = 1.398 S/m; ε_r = 40.364; ρ = 1000 kg/m^3
Phantom section: Flat Section

DASY 5 Configuration:

- Probe: EX3DV4 - SN3923; ConvF(8.64, 8.64, 8.64); Calibrated: 2019-10-22;
- Sensor-Surface: 2mm (Mechanical Surface Detection)
- Electronics: DAE4 Sn896; Calibrated: 2019-09-18
- Phantom: SAM 3; Type: SAM; Serial: 1912
- DASY52 52.8.8(1222); SEMCAD X 14.6.10(7331)

Configuration/Body/Area Scan (5x7x1): Measurement grid: dx=15mm, dy=15mm
Maximum value of SAR (measured) = 0.280 W/kg

Configuration/Body/Zoom Scan (5x5x7)/Cube 0: Measurement grid: dx=8mm, dy=8mm, dz=5mm
Reference Value = 12.80 V/m; Power Drift = 0.04 dB
Peak SAR (extrapolated) = 0.361 W/kg
SAR(1 g) = 0.209 W/kg; SAR(10 g) = 0.112 W/kg
Maximum value of SAR (measured) = 0.292 W/kg

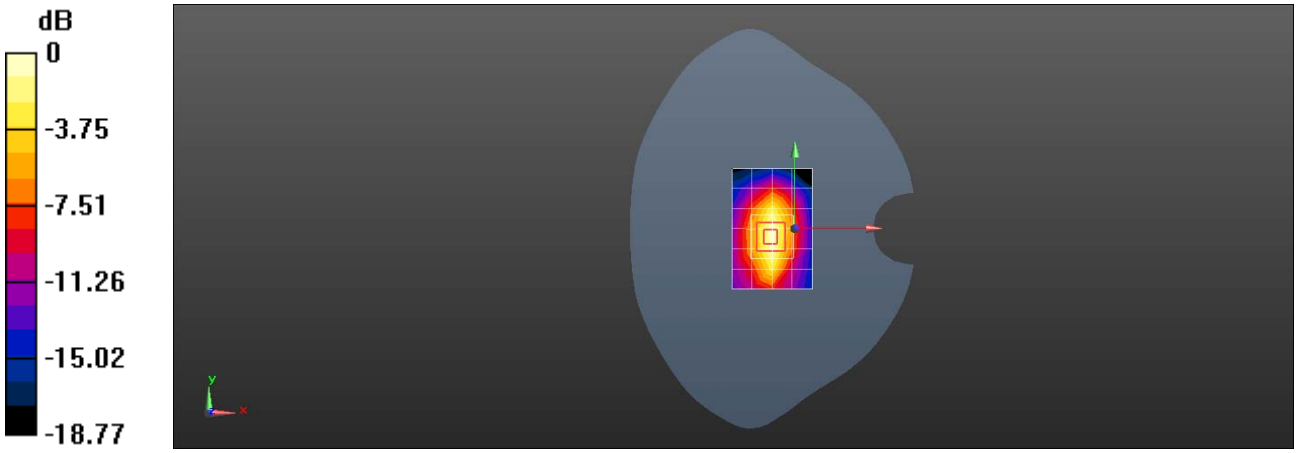

0 dB = 0.292 W/kg = -5.35 dBW/kg

Date: 2020-01-19

Test Laboratory: SGS-SAR Lab

OPPO CPH2009 LTE Band 4 20M QPSK 1RB0 20050CH Right tilted Ant2

DUT: CPH2009; Type: Mobile phone; Serial: 54b71ce7

Communication System: UID 0, LTE-FDD BW 20MHz (0); Frequency: 1720 MHz;Duty Cycle: 1:1

Medium: HSL1750;Medium parameters used: f = 1720 MHz; σ = 1.301 S/m; ε_r = 39.648; ρ = 1000 kg/m^3
Phantom section: Right Section

DASY 5 Configuration:

- Probe: EX3DV4 - SN3982; ConvF(8.8, 8.8, 8.8); Calibrated: 2019-09-11;
- Sensor-Surface: 2mm (Mechanical Surface Detection)
- Electronics: DAE4 Sn896; Calibrated: 2019-09-18
- Phantom: SAM 3; Type: SAM; Serial: 1912
- DASY52 52.8.8(1222); SEMCAD X 14.6.10(7331)

Configuration/Head/Area Scan (8x14x1): Measurement grid: dx=15mm, dy=15mm
Maximum value of SAR (measured) = 0.836 W/kg

Configuration/Head/Zoom Scan (5x5x7)/Cube 0: Measurement grid: dx=8mm, dy=8mm, dz=5mm
Reference Value = 22.32 V/m; Power Drift = -0.07 dB
Peak SAR (extrapolated) = 1.40 W/kg
SAR(1 g) = 0.712 W/kg; SAR(10 g) = 0.334 W/kg
Maximum value of SAR (measured) = 0.987 W/kg

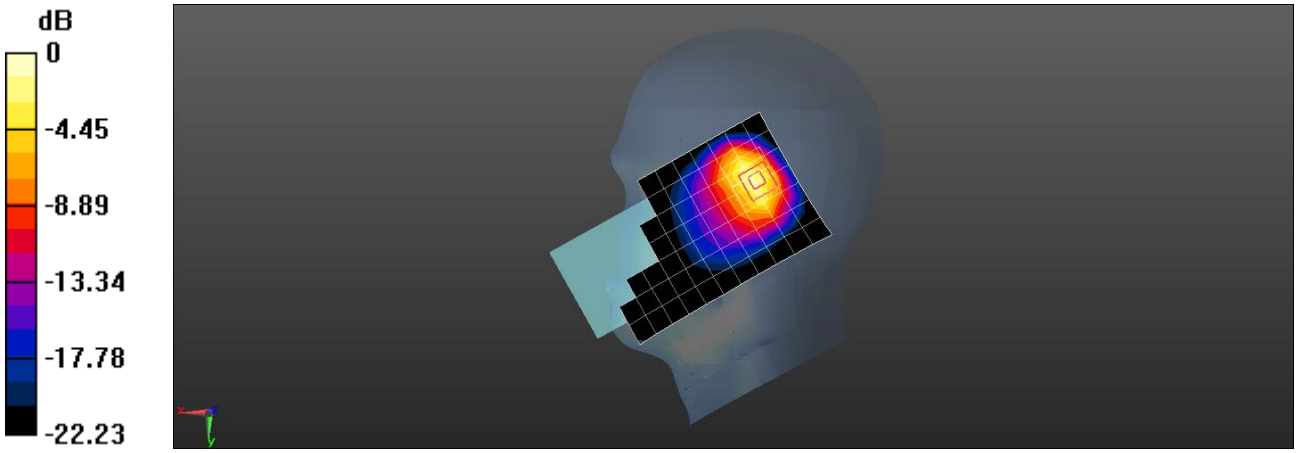

0 dB = 0.987 W/kg = -0.06 dBW/kg

Date: 2020-01-19

Test Laboratory: SGS-SAR Lab

OPPO CPH2009 LTE Band 4 20M QPSK 50RB0 20050CH Back side 15mm Ant2

DUT: CPH2009; Type: Mobile phone; Serial: 54b71ce7

Communication System: UID 0, LTE-FDD BW 20MHz (0); Frequency: 1720 MHz;Duty Cycle: 1:1

Medium: HSL1750;Medium parameters used: f = 1720 MHz; σ = 1.301 S/m; ε_r = 39.648; ρ = 1000 kg/m^3
Phantom section: Flat Section

DASY 5 Configuration:

- Probe: EX3DV4 - SN3982; ConvF(8.8, 8.8, 8.8); Calibrated: 2019-09-11;
- Sensor-Surface: 2mm (Mechanical Surface Detection)
- Electronics: DAE4 Sn896; Calibrated: 2019-09-18
- Phantom: SAM 3; Type: SAM; Serial: 1912
- DASY52 52.8.8(1222); SEMCAD X 14.6.10(7331)

Configuration/Body/Area Scan (7x13x1): Measurement grid: dx=15mm, dy=15mm
Maximum value of SAR (measured) = 0.236 W/kg

Configuration/Body/Zoom Scan (5x5x7)/Cube 0: Measurement grid: dx=8mm, dy=8mm, dz=5mm
Reference Value = 5.670 V/m; Power Drift = 0.16 dB
Peak SAR (extrapolated) = 0.295 W/kg
SAR(1 g) = 0.182 W/kg; SAR(10 g) = 0.107 W/kg
Maximum value of SAR (measured) = 0.242 W/kg

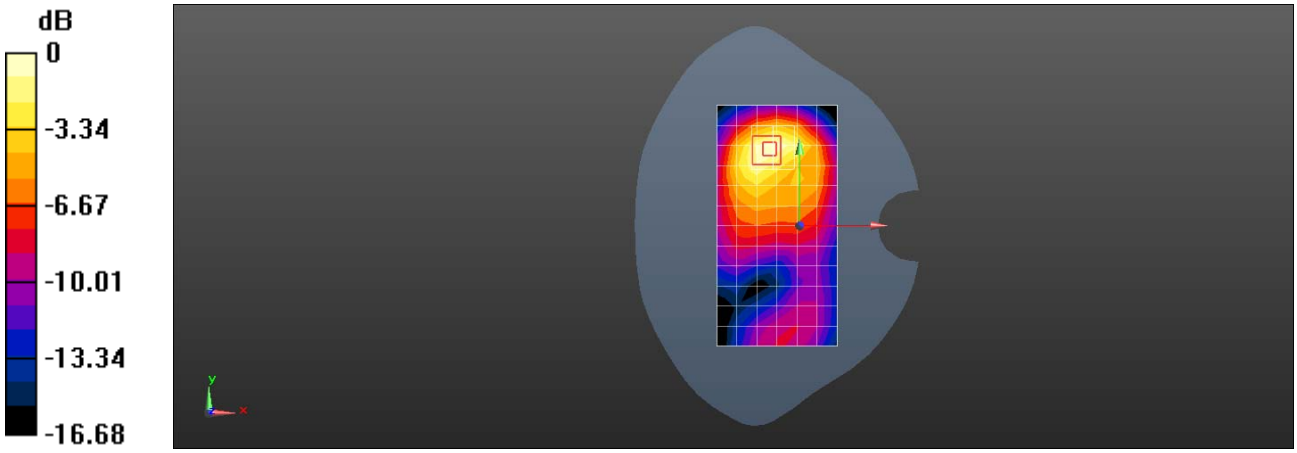

0 dB = 0.242 W/kg = -6.16 dBW/kg

Date: 2020-01-19

Test Laboratory: SGS-SAR Lab

OPPO CPH2009 LTE Band 4 20M QPSK 50RB0 20050CH Top side 10mm Ant2

DUT: CPH2009; Type: Mobile phone; Serial: 54b71ce7

Communication System: UID 0, LTE-FDD BW 20MHz (0); Frequency: 1720 MHz;Duty Cycle: 1:1

Medium: HSL1750;Medium parameters used: f = 1720 MHz; σ = 1.301 S/m; ε_r = 39.648; ρ = 1000 kg/m^3
Phantom section: Flat Section

DASY 5 Configuration:

- Probe: EX3DV4 - SN3982; ConvF(8.8, 8.8, 8.8); Calibrated: 2019-09-11;
- Sensor-Surface: 2mm (Mechanical Surface Detection)
- Electronics: DAE4 Sn896; Calibrated: 2019-09-18
- Phantom: SAM 3; Type: SAM; Serial: 1912
- DASY52 52.8.8(1222); SEMCAD X 14.6.10(7331)

Configuration/Body/Area Scan (5x7x1): Measurement grid: dx=15mm, dy=15mm
Maximum value of SAR (measured) = 0.499 W/kg

Configuration/Body/Zoom Scan (5x5x7)/Cube 0: Measurement grid: dx=8mm, dy=8mm, dz=5mm
Reference Value = 14.68 V/m; Power Drift = -0.04 dB
Peak SAR (extrapolated) = 0.761 W/kg
SAR(1 g) = 0.453 W/kg; SAR(10 g) = 0.241 W/kg
Maximum value of SAR (measured) = 0.624 W/kg

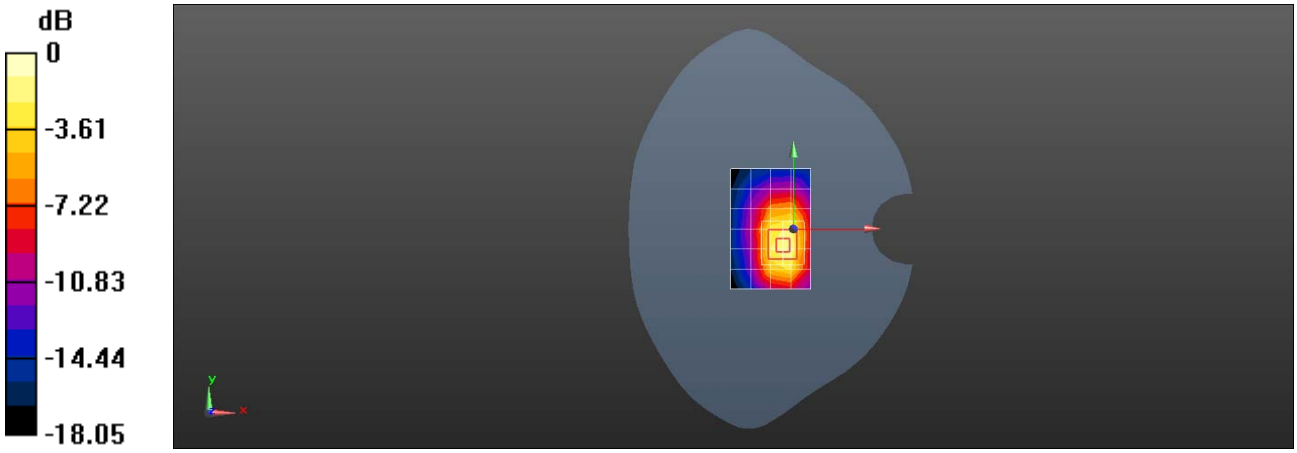

0 dB = 0.624 W/kg = -2.05 dBW/kg

Date: 2020-01-18

Test Laboratory: SGS-SAR Lab

OPPO CPH2009 LTE Band 4 20M QPSK 1RB0 20175CH Right cheek Ant3

DUT: CPH2009; Type: Mobile phone; Serial: 54b71ce7

Communication System: UID 0, LTE-FDD BW 20MHz (0); Frequency: 1732.5 MHz;Duty Cycle: 1:1

Medium: HSL1750;Medium parameters used (interpolated): f = 1732.5 MHz; σ = 1.299 S/m; ε_r = 40.494; ρ = 1000 kg/m^3
Phantom section: Right Section

DASY 5 Configuration:

- Probe: EX3DV4 - SN3982; ConvF(8.8, 8.8, 8.8); Calibrated: 2019-09-11;
- Sensor-Surface: 2mm (Mechanical Surface Detection)
- Electronics: DAE4 Sn896; Calibrated: 2019-09-18
- Phantom: SAM 3; Type: SAM; Serial: 1912
- DASY52 52.8.8(1222); SEMCAD X 14.6.10(7331)

Configuration/Head/Area Scan (7x13x1): Measurement grid: dx=15mm, dy=15mm

Info: Interpolated medium parameters used for SAR evaluation.
Maximum value of SAR (measured) = 0.231 W/kg

Configuration/Head/Zoom Scan (5x5x7)/Cube 0: Measurement grid: dx=8mm, dy=8mm, dz=5mm
Reference Value = 3.375 V/m; Power Drift = 0.08 dB
Peak SAR (extrapolated) = 0.280 W/kg
SAR(1 g) = 0.197 W/kg; SAR(10 g) = 0.133 W/kg

Info: Interpolated medium parameters used for SAR evaluation.
Maximum value of SAR (measured) = 0.241 W/kg

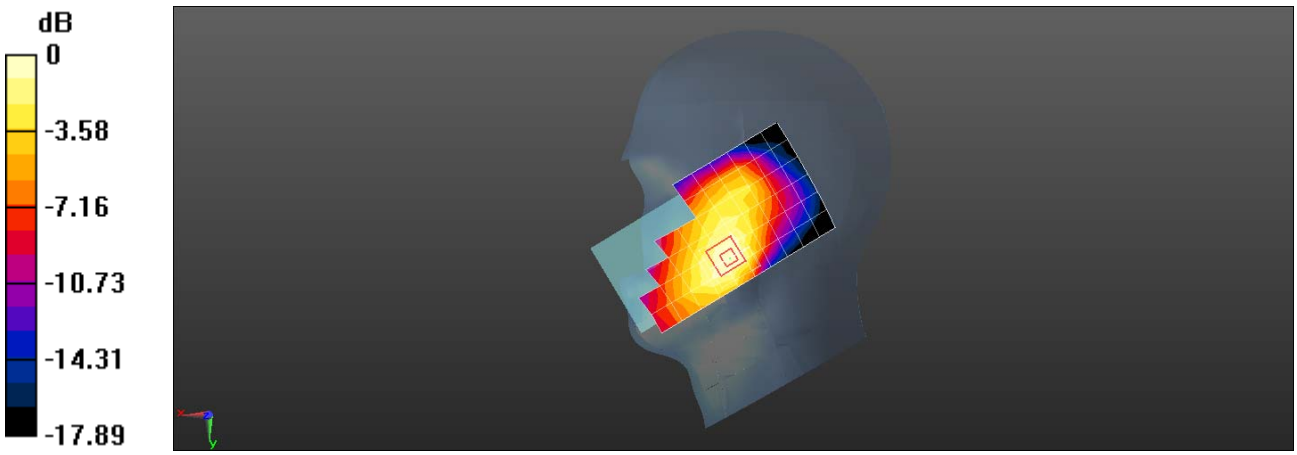

0 dB = 0.241 W/kg = -6.18 dBW/kg

Date: 2020-01-18

Test Laboratory: SGS-SAR Lab

OPPO CPH2009 LTE Band 4 20M QPSK 1RB0 20175CH Back side 15mm Ant3

DUT: CPH2009; Type: Mobile phone; Serial: 54b71ce7

Communication System: UID 0, LTE-FDD BW 20MHz (0); Frequency: 1732.5 MHz;Duty Cycle: 1:1

Medium: HSL1750;Medium parameters used (interpolated): f = 1732.5 MHz; σ = 1.299 S/m; ε_r = 40.494; ρ = 1000 kg/m^3
Phantom section: Flat Section

DASY 5 Configuration:

- Probe: EX3DV4 - SN3982; ConvF(8.8, 8.8, 8.8); Calibrated: 2019-09-11;
- Sensor-Surface: 2mm (Mechanical Surface Detection)
- Electronics: DAE4 Sn896; Calibrated: 2019-09-18
- Phantom: SAM 3; Type: SAM; Serial: 1912
- DASY52 52.8.8(1222); SEMCAD X 14.6.10(7331)

Configuration/Body/Area Scan (8x13x1): Measurement grid: dx=15mm, dy=15mm

Info: Interpolated medium parameters used for SAR evaluation.
Maximum value of SAR (measured) = 0.198 W/kg

Configuration/Body/Zoom Scan (5x5x7)/Cube 0: Measurement grid: dx=8mm, dy=8mm, dz=5mm
Reference Value = 9.588 V/m; Power Drift = 0.07 dB
Peak SAR (extrapolated) = 0.232 W/kg
SAR(1 g) = 0.160 W/kg; SAR(10 g) = 0.108 W/kg

Info: Interpolated medium parameters used for SAR evaluation.
Maximum value of SAR (measured) = 0.199 W/kg

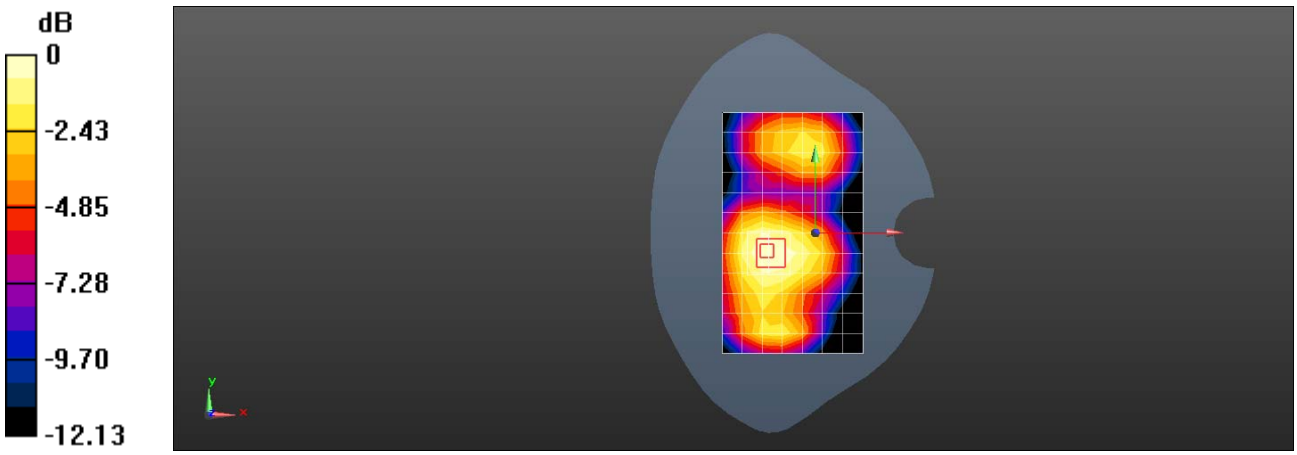

0 dB = 0.199 W/kg = -7.01 dBW/kg

Date: 2020-01-18

Test Laboratory: SGS-SAR Lab

OPPO CPH2009 LTE Band 4 20M QPSK 1RB0 20175CH Bottom side 10mm Ant3

DUT: CPH2009; Type: Mobile phone; Serial: 54b71ce7

Communication System: UID 0, LTE-FDD BW 20MHz (0); Frequency: 1732.5 MHz;Duty Cycle: 1:1

Medium: HSL1750;Medium parameters used (interpolated): f = 1732.5 MHz; σ = 1.299 S/m; ε_r = 40.494; ρ = 1000 kg/m^3
Phantom section: Flat Section

DASY 5 Configuration:

- Probe: EX3DV4 - SN3982; ConvF(8.8, 8.8, 8.8); Calibrated: 2019-09-11;
- Sensor-Surface: 2mm (Mechanical Surface Detection)
- Electronics: DAE4 Sn896; Calibrated: 2019-09-18
- Phantom: SAM 3; Type: SAM; Serial: 1912
- DASY52 52.8.8(1222); SEMCAD X 14.6.10(7331)

Configuration/Body/Area Scan (5x7x1): Measurement grid: dx=15mm, dy=15mm

Info: Interpolated medium parameters used for SAR evaluation.
Maximum value of SAR (measured) = 0.305 W/kg

Configuration/Body/Zoom Scan (5x5x7)/Cube 0: Measurement grid: dx=8mm, dy=8mm, dz=5mm
Reference Value = 12.31 V/m; Power Drift = -0.08 dB
Peak SAR (extrapolated) = 0.497 W/kg
SAR(1 g) = 0.282 W/kg; SAR(10 g) = 0.152 W/kg

Info: Interpolated medium parameters used for SAR evaluation.
Maximum value of SAR (measured) = 0.397 W/kg

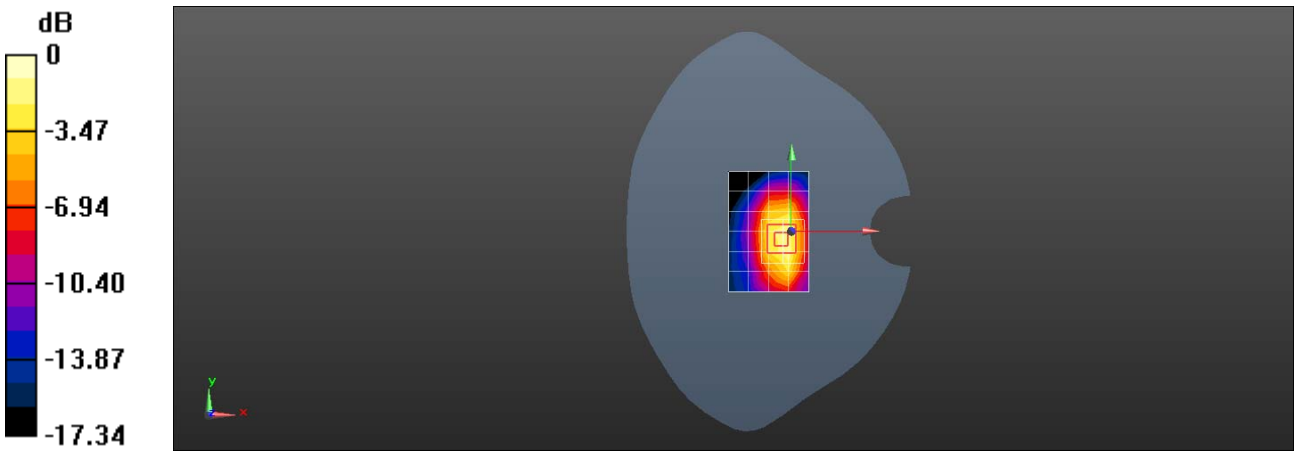

0 dB = 0.397 W/kg = -4.01 dBW/kg

Date: 2020-01-21

Test Laboratory: SGS-SAR Lab

OPPO CPH2009 LTE Band 5 10M QPSK 1RB49 20600CH Right cheek Ant0

DUT: CPH2009; Type: Mobile phone; Serial: 6f93a2d3

Communication System: UID 0, LTE Band 5 10MHz; Frequency: 844 MHz;Duty Cycle: 1:1

Medium: HSL835;Medium parameters used: f = 844 MHz; σ = 0.944 S/m; ε_r = 41.706; ρ = 1000 kg/m^3
Phantom section: Right Section

DASY 5 Configuration:

- Probe: EX3DV4 - SN3793; ConvF(9.04, 9.04, 9.04); Calibrated: 2019-03-25;
- Sensor-Surface: 2mm (Mechanical Surface Detection)
- Electronics: DAE4 Sn1267; Calibrated: 2019-12-17
- Phantom: SAM 8; Type: SAM; Serial: 1063
- DASY52 52.8.8(1222); SEMCAD X 14.6.10(7331)

Configuration/Head/Area Scan (8x13x1): Measurement grid: dx=15mm, dy=15mm
Maximum value of SAR (measured) = 0.877 W/kg

Configuration/Head/Zoom Scan (5x5x7)/Cube 0: Measurement grid: dx=8mm, dy=8mm, dz=5mm
Reference Value = 9.844 V/m; Power Drift = 0.14 dB
Peak SAR (extrapolated) = 1.71 W/kg
SAR(1 g) = 0.724 W/kg; SAR(10 g) = 0.367 W/kg
Maximum value of SAR (measured) = 1.11 W/kg

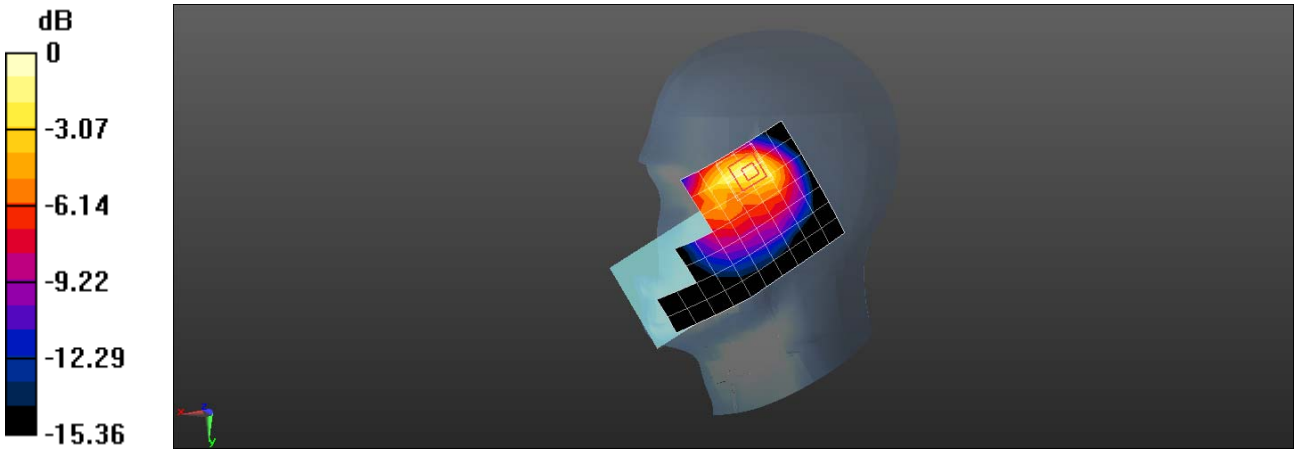

0 dB = 1.11 W/kg = 0.45 dBW/kg

Date: 2020-01-21

Test Laboratory: SGS-SAR Lab

OPPO CPH2009 LTE Band 5 10M QPSK 1RB25 20450CH Back side 15mm Ant0

DUT: CPH2009; Type: Mobile phone; Serial: 6f93a2d3

Communication System: UID 0, LTE Band 5 10MHz; Frequency: 829 MHz;Duty Cycle: 1:1

Medium: HSL835;Medium parameters used: f = 829 MHz; σ = 0.934 S/m; ε_r = 41.824; ρ = 1000 kg/m^3
Phantom section: Flat Section

DASY 5 Configuration:

- Probe: EX3DV4 - SN3793; ConvF(9.04, 9.04, 9.04); Calibrated: 2019-03-25;
- Sensor-Surface: 2mm (Mechanical Surface Detection)
- Electronics: DAE4 Sn1267; Calibrated: 2019-12-17
- Phantom: SAM 8; Type: SAM; Serial: 1063
- DASY52 52.8.8(1222); SEMCAD X 14.6.10(7331)

Configuration/Body/Area Scan (8x13x1): Measurement grid: dx=15mm, dy=15mm
Maximum value of SAR (measured) = 0.201 W/kg

Configuration/Body/Zoom Scan (5x5x7)/Cube 0: Measurement grid: dx=8mm, dy=8mm, dz=5mm
Reference Value = 8.110 V/m; Power Drift = 0.06 dB
Peak SAR (extrapolated) = 0.273 W/kg
SAR(1 g) = 0.181 W/kg; SAR(10 g) = 0.117 W/kg
Maximum value of SAR (measured) = 0.231 W/kg

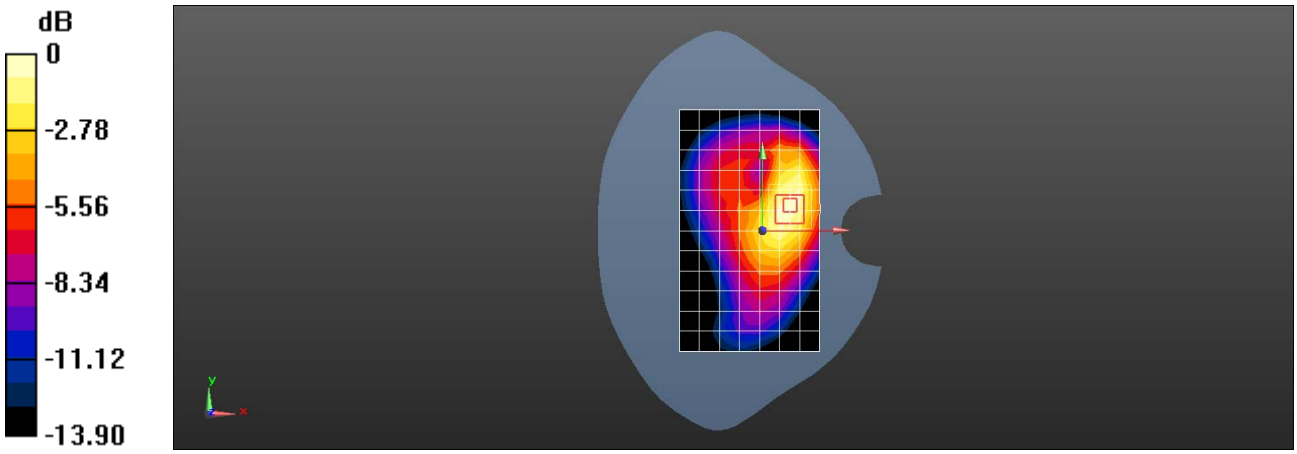

0 dB = 0.231 W/kg = -6.36 dBW/kg

Date: 2020-01-21

Test Laboratory: SGS-SAR Lab

OPPO CPH2009 LTE Band 5 10M QPSK 1RB25 20450CH Left side 10mm Ant0

DUT: CPH2009; Type: Mobile phone; Serial: 6f93a2d3

Communication System: UID 0, LTE Band 5 10MHz; Frequency: 829 MHz;Duty Cycle: 1:1

Medium: HSL835;Medium parameters used: f = 829 MHz; σ = 0.934 S/m; ε_r = 41.824; ρ = 1000 kg/m^3
Phantom section: Flat Section

DASY 5 Configuration:

- Probe: EX3DV4 - SN3793; ConvF(9.04, 9.04, 9.04); Calibrated: 2019-03-25;
- Sensor-Surface: 2mm (Mechanical Surface Detection)
- Electronics: DAE4 Sn1267; Calibrated: 2019-12-17
- Phantom: SAM 8; Type: SAM; Serial: 1063
- DASY52 52.8.8(1222); SEMCAD X 14.6.10(7331)

Configuration/Body/Area Scan (5x13x1): Measurement grid: dx=15mm, dy=15mm
Maximum value of SAR (measured) = 0.589 W/kg

Configuration/Body/Zoom Scan (5x5x7)/Cube 0: Measurement grid: dx=8mm, dy=8mm, dz=5mm
Reference Value = 22.20 V/m; Power Drift = 0.07 dB
Peak SAR (extrapolated) = 0.806 W/kg
SAR(1 g) = 0.447 W/kg; SAR(10 g) = 0.247 W/kg
Maximum value of SAR (measured) = 0.633 W/kg

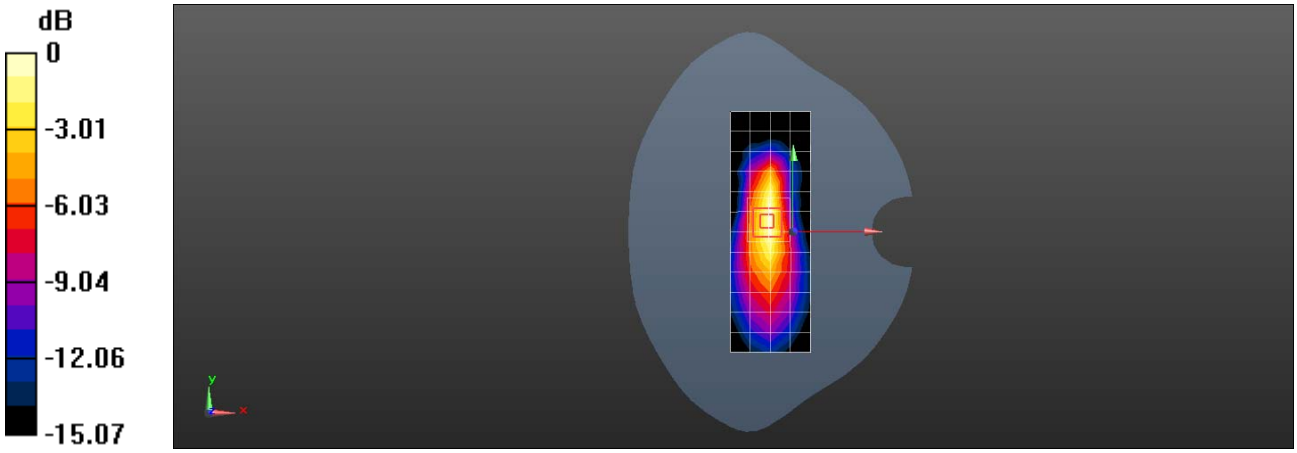

0 dB = 0.633 W/kg = -1.99 dBW/kg

Date: 2020-01-13

Test Laboratory: SGS-SAR Lab

OPPO CPH2009 LTE Band 5 10M QPSK 1RB25 20450CH Right cheek Ant1

DUT: CPH2009; Type: Mobile phone; Serial: 54b71ce7

Communication System: UID 0, LTE-FDD BW 10MHZ (0); Frequency: 829 MHz;Duty Cycle: 1:1

Medium: HSL835;Medium parameters used: f = 829 MHz; σ = 0.887 S/m; ε_r = 43.257; ρ = 1000 kg/m^3
Phantom section: Right Section

DASY 5 Configuration:

- Probe: EX3DV4 - SN3923; ConvF(10.34, 10.34, 10.34); Calibrated: 2019-10-22;
- Sensor-Surface: 2mm (Mechanical Surface Detection)
- Electronics: DAE4 Sn896; Calibrated: 2019-09-18
- Phantom: SAM 4; Type: SAM; Serial: 1640
- DASY52 52.8.8(1222); SEMCAD X 14.6.10(7331)

Configuration/Head/Area Scan (7x13x1): Measurement grid: dx=15mm, dy=15mm
Maximum value of SAR (measured) = 0.273 W/kg

Configuration/Head/Zoom Scan (5x5x7)/Cube 0: Measurement grid: dx=8mm, dy=8mm, dz=5mm
Reference Value = 5.890 V/m; Power Drift = -0.07 dB
Peak SAR (extrapolated) = 0.312 W/kg
SAR(1 g) = 0.228 W/kg; SAR(10 g) = 0.173 W/kg
Maximum value of SAR (measured) = 0.267 W/kg

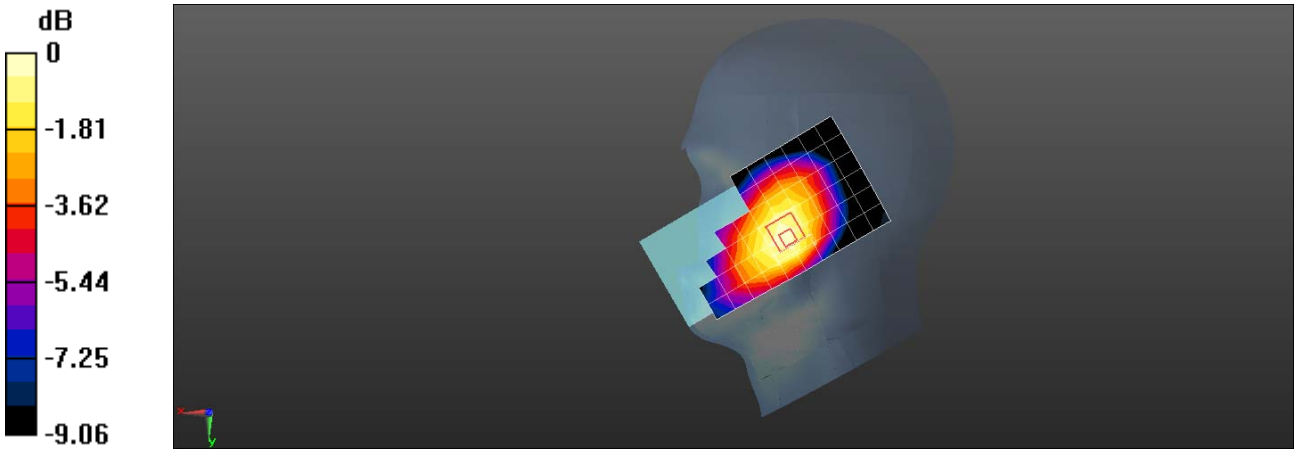

0 dB = 0.267 W/kg = -5.73 dBW/kg

Date: 2020-01-13

Test Laboratory: SGS-SAR Lab

OPPO CPH2009 LTE Band 5 10M QPSK 1RB25 20450CH Back side 15mm Ant1

DUT: CPH2009; Type: Mobile phone; Serial: 54b71ce7

Communication System: UID 0, LTE-FDD BW 10MHZ (0); Frequency: 829 MHz;Duty Cycle: 1:1

Medium: HSL835;Medium parameters used: f = 829 MHz; σ = 0.887 S/m; ε_r = 43.257; ρ = 1000 kg/m^3
Phantom section: Flat Section

DASY 5 Configuration:

- Probe: EX3DV4 - SN3923; ConvF(10.34, 10.34, 10.34); Calibrated: 2019-10-22;
- Sensor-Surface: 2mm (Mechanical Surface Detection)
- Electronics: DAE4 Sn896; Calibrated: 2019-09-18
- Phantom: SAM 4; Type: SAM; Serial: 1640
- DASY52 52.8.8(1222); SEMCAD X 14.6.10(7331)

Configuration/Body/Area Scan (7x13x1): Measurement grid: dx=15mm, dy=15mm
Maximum value of SAR (measured) = 0.260 W/kg

Configuration/Body/Zoom Scan (5x5x7)/Cube 0: Measurement grid: dx=8mm, dy=8mm, dz=5mm
Reference Value = 14.15 V/m; Power Drift = 0.11 dB
Peak SAR (extrapolated) = 0.330 W/kg
SAR(1 g) = 0.209 W/kg; SAR(10 g) = 0.129 W/kg
Maximum value of SAR (measured) = 0.269 W/kg

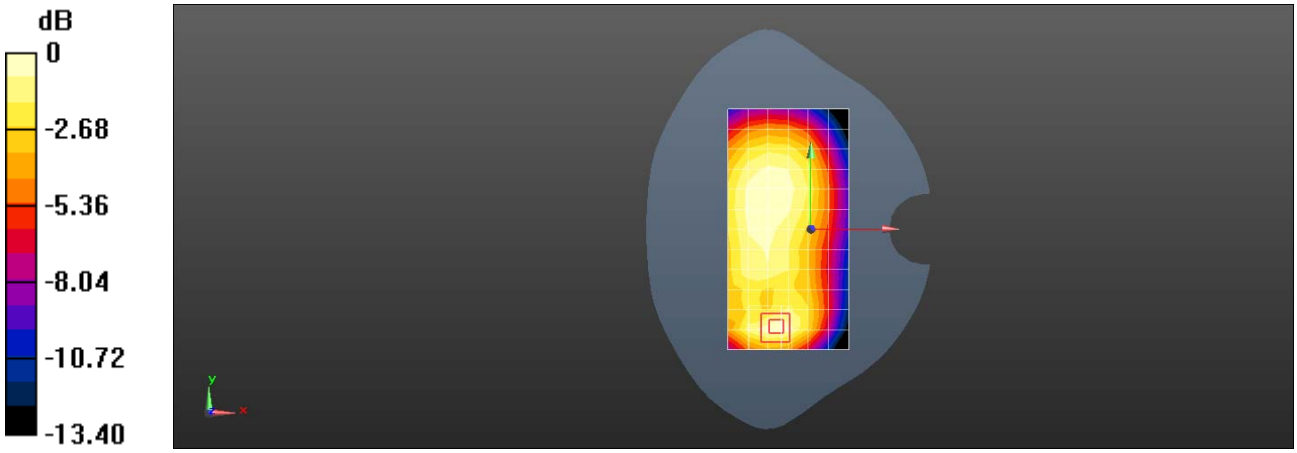

0 dB = 0.269 W/kg = -5.70 dBW/kg

Date: 2020-01-13

Test Laboratory: SGS-SAR Lab

OPPO CPH2009 LTE Band 5 10M QPSK 1RB25 20450CH Back side 10mm Ant1

DUT: CPH2009; Type: Mobile phone; Serial: 54b71ce7

Communication System: UID 0, LTE-FDD BW 10MHZ (0); Frequency: 829 MHz;Duty Cycle: 1:1

Medium: HSL835;Medium parameters used: f = 829 MHz; σ = 0.887 S/m; ε_r = 43.257; ρ = 1000 kg/m^3
Phantom section: Flat Section

DASY 5 Configuration:

- Probe: EX3DV4 - SN3923; ConvF(10.34, 10.34, 10.34); Calibrated: 2019-10-22;
- Sensor-Surface: 2mm (Mechanical Surface Detection)
- Electronics: DAE4 Sn896; Calibrated: 2019-09-18
- Phantom: SAM 4; Type: SAM; Serial: 1640
- DASY52 52.8.8(1222); SEMCAD X 14.6.10(7331)

Configuration/Body/Area Scan (7x13x1): Measurement grid: dx=15mm, dy=15mm
Maximum value of SAR (measured) = 0.509 W/kg

Configuration/Body/Zoom Scan (5x5x7)/Cube 0: Measurement grid: dx=8mm, dy=8mm, dz=5mm
Reference Value = 14.46 V/m; Power Drift = 0.08 dB
Peak SAR (extrapolated) = 0.713 W/kg
SAR(1 g) = 0.425 W/kg; SAR(10 g) = 0.250 W/kg
Maximum value of SAR (measured) = 0.578 W/kg

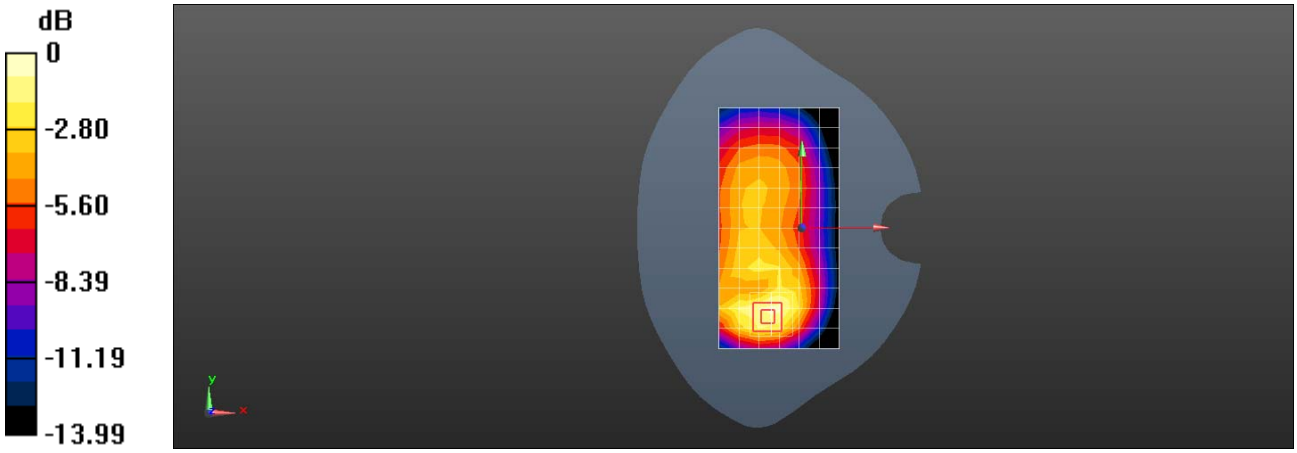

0 dB = 0.578 W/kg = -2.38 dBW/kg

Date: 2020-02-14

Test Laboratory: SGS-SAR Lab

OPPO CPH2009 LTE Band 7 20M QPSK 50RB25 21100CH Right cheek with Battery 2 Ant0

DUT: CPH2009; Type: Mobile phone; Serial: 6f93a2d3

Communication System: UID 0, LTE Band 7 20MHz; Frequency: 2535 MHz;Duty Cycle: 1:1

Medium: HSL2600;Medium parameters used: f = 2535 MHz; σ = 1.864 S/m; ε_r = 40.411; ρ = 1000 kg/m^3
Phantom section: Right Section

DASY 5 Configuration:

- Probe: EX3DV4 - SN3793; ConvF(6.78, 6.78, 6.78); Calibrated: 2019-03-25;
- Sensor-Surface: 2mm (Mechanical Surface Detection)
- Electronics: DAE4 Sn1267; Calibrated: 2019-12-17
- Phantom: SAM 7; Type: SAM; Serial: 1027
- DASY52 52.8.8(1222); SEMCAD X 14.6.10(7331)

Configuration/Head/Area Scan (9x16x1): Measurement grid: dx=12mm, dy=12mm
Maximum value of SAR (measured) = 1.01 W/kg

Configuration/Head/Zoom Scan (7x7x7)/Cube 0: Measurement grid: dx=5mm, dy=5mm, dz=5mm
Reference Value = 0 V/m; Power Drift = 0.00 dB
Peak SAR (extrapolated) = 1.65 W/kg
SAR(1 g) = 0.635 W/kg; SAR(10 g) = 0.266 W/kg
Maximum value of SAR (measured) = 1.12 W/kg



0 dB = 1.12 W/kg = 0.49 dBW/kg

Date: 2020-02-14

Test Laboratory: SGS-SAR Lab

OPPO CPH2009 LTE Band 7 20M QPSK 1RB50 21100CH Back side 15mm Ant0

DUT: CPH2009; Type: Mobile phone; Serial: 4e4accd8

Communication System: UID 0, LTE Band 7 20MHz; Frequency: 2535 MHz;Duty Cycle: 1:1

Medium: HSL2600;Medium parameters used: f = 2535 MHz; σ = 1.884 S/m; ε_r = 40.411; ρ = 1000 kg/m^3
Phantom section: Flat Section

DASY 5 Configuration:

- Probe: EX3DV4 - SN3793; ConvF(6.78, 6.78, 6.78); Calibrated: 2019-03-25;
- Sensor-Surface: 2mm (Mechanical Surface Detection)
- Electronics: DAE4 Sn1267; Calibrated: 2019-12-17
- Phantom: SAM 7; Type: SAM; Serial: 1027
- DASY52 52.8.8(1222); SEMCAD X 14.6.10(7331)

Configuration/Body/Area Scan (10x16x1): Measurement grid: dx=12mm, dy=12mm
Maximum value of SAR (measured) = 0.502 W/kg

Configuration/Body/Zoom Scan (7x7x7)/Cube 0: Measurement grid: dx=5mm, dy=5mm, dz=5mm
Reference Value = 7.822 V/m; Power Drift = -0.13 dB
Peak SAR (extrapolated) = 0.713 W/kg
SAR(1 g) = 0.359 W/kg; SAR(10 g) = 0.178 W/kg
Maximum value of SAR (measured) = 0.529 W/kg

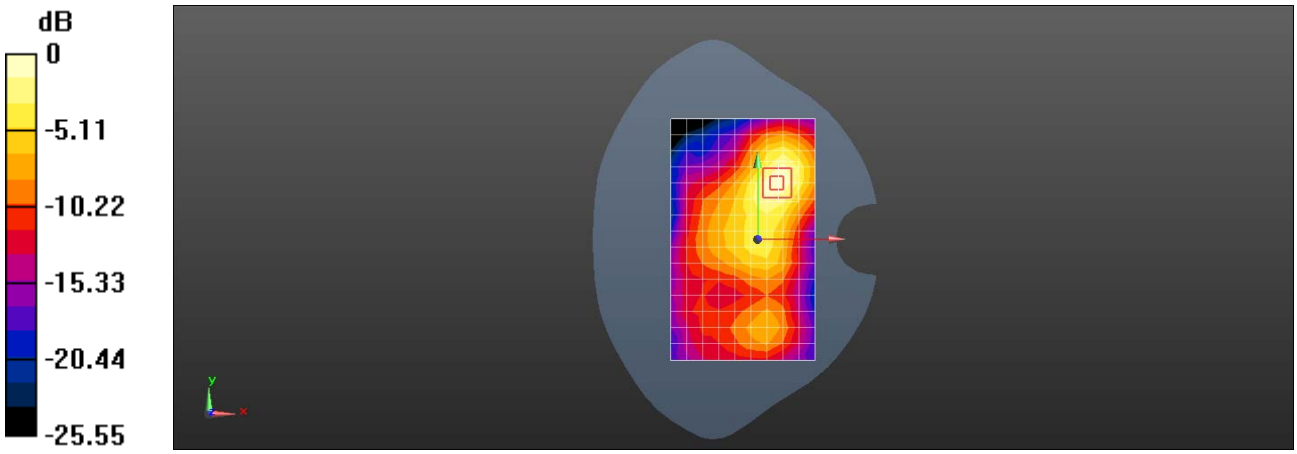

0 dB = 0.529 W/kg = -2.77 dBW/kg

Date: 2020-02-14

Test Laboratory: SGS-SAR Lab

OPPO CPH2009 LTE Band 7 20M QPSK 1RB50 20850CH Left side 10mm Ant0

DUT: CPH2009; Type: Mobile phone; Serial: 4e4accd8

Communication System: UID 0, LTE Band 7 20MHz; Frequency: 2510 MHz;Duty Cycle: 1:1

Medium: HSL2600;Medium parameters used: f = 2510 MHz; σ = 1.856 S/m; ε_r = 40.5; ρ = 1000 kg/m^3
Phantom section: Flat Section

DASY 5 Configuration:

- Probe: EX3DV4 - SN3793; ConvF(6.78, 6.78, 6.78); Calibrated: 2019-03-25;
- Sensor-Surface: 2mm (Mechanical Surface Detection)
- Electronics: DAE4 Sn1267; Calibrated: 2019-12-17
- Phantom: SAM 7; Type: SAM; Serial: 1027
- DASY52 52.8.8(1222); SEMCAD X 14.6.10(7331)

Configuration/Body/Area Scan (6x16x1): Measurement grid: dx=12mm, dy=12mm
Maximum value of SAR (measured) = 1.12 W/kg

Configuration/Body/Zoom Scan (7x7x7)/Cube 0: Measurement grid: dx=5mm, dy=5mm, dz=5mm
Reference Value = 0.8790 V/m; Power Drift = 0.07 dB
Peak SAR (extrapolated) = 1.58 W/kg
SAR(1 g) = 0.720 W/kg; SAR(10 g) = 0.313 W/kg
Maximum value of SAR (measured) = 1.15 W/kg

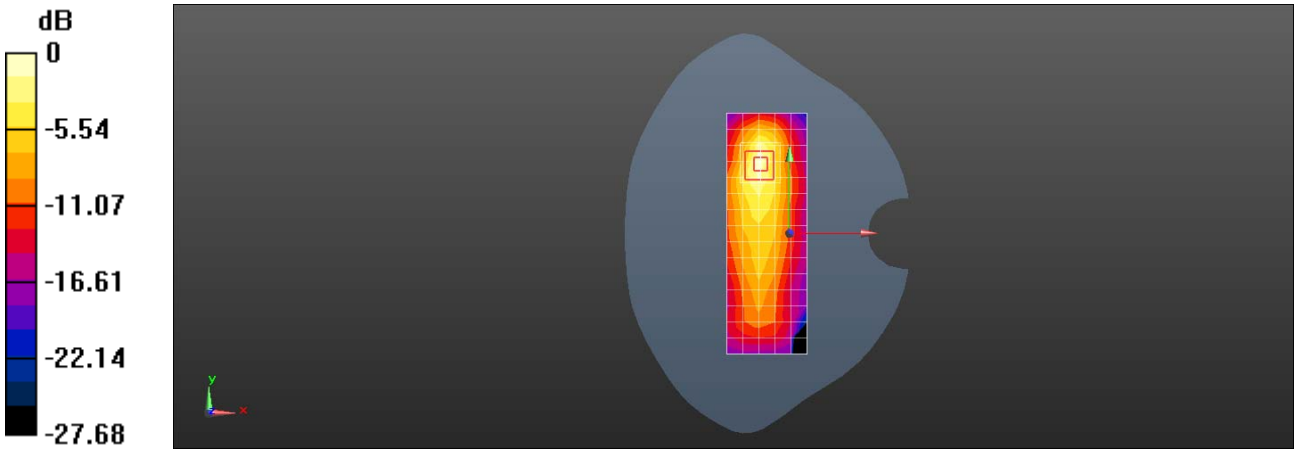

0 dB = 1.15 W/kg = 0.61 dBW/kg

Date: 2020-02-17

Test Laboratory: SGS-SAR Lab

OPPO CPH2009 LTE Band 7 20M QPSK 50RB25 21100CH Right tilted Ant2

DUT: CPH2009; Type: Mobile phone; Serial: 4e4accd8

Communication System: UID 0, LTE Band 7 20MHz; Frequency: 2535 MHz;Duty Cycle: 1:1

Medium: HSL2600;Medium parameters used: f = 2535 MHz; σ = 1.921 S/m; ε_r = 39.608; ρ = 1000 kg/m^3
Phantom section: Right Section

DASY 5 Configuration:

- Probe: EX3DV4 - SN3793; ConvF(6.78, 6.78, 6.78); Calibrated: 2019-03-25;
- Sensor-Surface: 2mm (Mechanical Surface Detection)
- Electronics: DAE4 Sn1267; Calibrated: 2019-12-17
- Phantom: SAM 7; Type: SAM; Serial: 1027
- DASY52 52.8.8(1222); SEMCAD X 14.6.10(7331)

Configuration/Head/Area Scan (9x16x1): Measurement grid: dx=12mm, dy=12mm
Maximum value of SAR (measured) = 1.09 W/kg

Configuration/Head/Zoom Scan (7x7x7)/Cube 0: Measurement grid: dx=5mm, dy=5mm, dz=5mm
Reference Value = 18.49 V/m; Power Drift = -0.02 dB
Peak SAR (extrapolated) = 2.35 W/kg
SAR(1 g) = 0.888 W/kg; SAR(10 g) = 0.356 W/kg
Maximum value of SAR (measured) = 1.49 W/kg

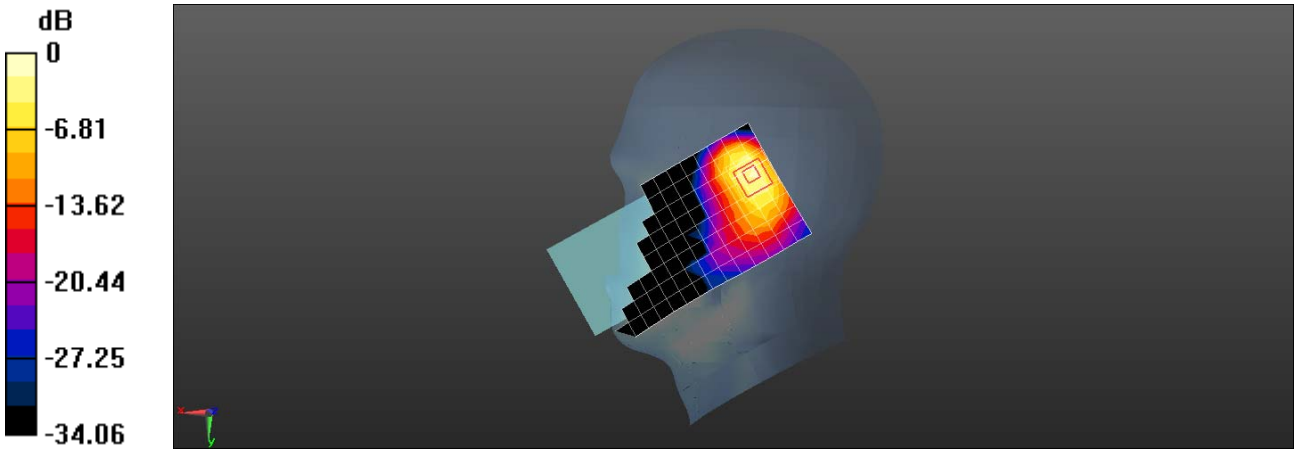

0 dB = 1.49 W/kg = 1.73 dBW/kg

Date: 2020-02-17

Test Laboratory: SGS-SAR Lab

OPPO CPH2009 LTE Band 7 20M QPSK 50RB0 20850CH Back side 15mm Ant2

DUT: CPH2009; Type: Mobile phone; Serial: 2813458f

Communication System: UID 0, LTE Band 7 20MHz; Frequency: 2510 MHz;Duty Cycle: 1:1

Medium: HSL2600;Medium parameters used: f = 2510 MHz; σ = 1.897 S/m; ε_r = 39.731; ρ = 1000 kg/m^3
Phantom section: Flat Section

DASY 5 Configuration:

- Probe: EX3DV4 - SN3793; ConvF(6.78, 6.78, 6.78); Calibrated: 2019-03-25;
- Sensor-Surface: 2mm (Mechanical Surface Detection)
- Electronics: DAE4 Sn1267; Calibrated: 2019-12-17
- Phantom: SAM 7; Type: SAM; Serial: 1027
- DASY52 52.8.8(1222); SEMCAD X 14.6.10(7331)

Configuration/Body/Area Scan (9x16x1): Measurement grid: dx=12mm, dy=12mm
Maximum value of SAR (measured) = 0.312 W/kg

Configuration/Body/Zoom Scan (7x7x7)/Cube 0: Measurement grid: dx=5mm, dy=5mm, dz=5mm
Reference Value = 1.179 V/m; Power Drift = -0.06 dB
Peak SAR (extrapolated) = 0.415 W/kg
SAR(1 g) = 0.223 W/kg; SAR(10 g) = 0.121 W/kg
Maximum value of SAR (measured) = 0.314 W/kg

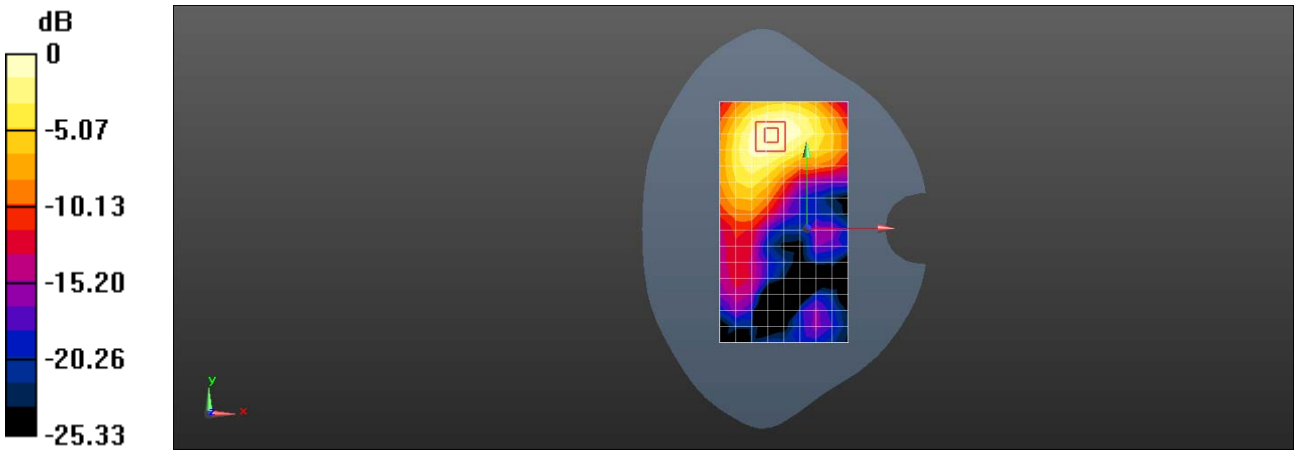

0 dB = 0.314 W/kg = -5.03 dBW/kg

Date: 2020-02-17

Test Laboratory: SGS-SAR Lab

OPPO CPH2009 LTE Band 7 20M QPSK 1RB0 21350CH Top side 10mm Ant2

DUT: CPH2009; Type: Mobile phone; Serial: 2813458f

Communication System: UID 0, LTE Band 7 20MHz; Frequency: 2560 MHz;Duty Cycle: 1:1

Medium: HSL2600;Medium parameters used: f = 2560 MHz; σ = 1.952 S/m; ε_r = 39.495; ρ = 1000 kg/m^3
Phantom section: Flat Section

DASY 5 Configuration:

- Probe: EX3DV4 - SN3793; ConvF(6.78, 6.78, 6.78); Calibrated: 2019-03-25;
- Sensor-Surface: 2mm (Mechanical Surface Detection)
- Electronics: DAE4 Sn1267; Calibrated: 2019-12-17
- Phantom: SAM 7; Type: SAM; Serial: 1027
- DASY52 52.8.8(1222); SEMCAD X 14.6.10(7331)

Configuration/Body/Area Scan (6x9x1): Measurement grid: dx=12mm, dy=12mm
Maximum value of SAR (measured) = 1.34 W/kg

Configuration/Body/Zoom Scan (7x7x7)/Cube 0: Measurement grid: dx=5mm, dy=5mm, dz=5mm
Reference Value = 18.54 V/m; Power Drift = 0.05 dB
Peak SAR (extrapolated) = 1.83 W/kg
SAR(1 g) = 0.900 W/kg; SAR(10 g) = 0.413 W/kg
Maximum value of SAR (measured) = 1.33 W/kg

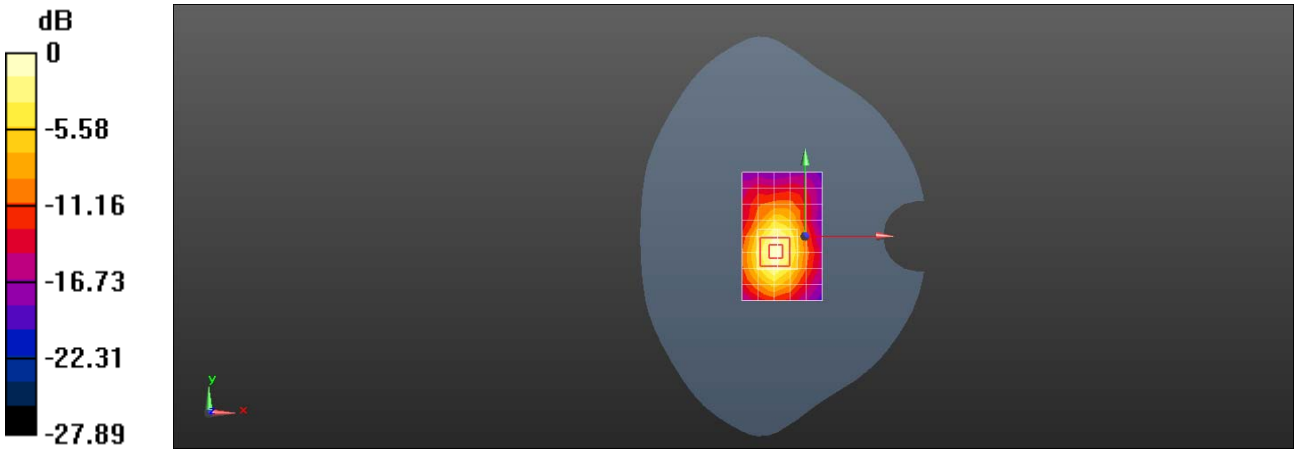

0 dB = 1.33 W/kg = 1.24 dBW/kg

Date: 2020-01-27

Test Laboratory: SGS-SAR Lab

OPPO CPH2009 LTE Band 7 20M QPSK 1RB99 20850CH Right cheek Ant3

DUT: CPH2009; Type: Mobile phone; Serial: 54b71ce7

Communication System: UID 0, LTE Band 7 20MHz; Frequency: 2510 MHz;Duty Cycle: 1:1

Medium: HSL2600;Medium parameters used: f = 2510 MHz; σ = 1.891 S/m; ε_r = 39.756; ρ = 1000 kg/m^3
Phantom section: Right Section

DASY 5 Configuration:

- Probe: EX3DV4 - SN3923; ConvF(7.74, 7.74, 7.74); Calibrated: 2019-10-22;
- Sensor-Surface: 2mm (Mechanical Surface Detection)
- Electronics: DAE4 Sn896; Calibrated: 2019-09-18
- Phantom: SAM 3; Type: SAM; Serial: 1912
- DASY52 52.8.8(1222); SEMCAD X 14.6.10(7331)

Configuration/Head/Area Scan (9x16x1): Measurement grid: dx=12mm, dy=12mm
Maximum value of SAR (measured) = 0.769 W/kg

Configuration/Head/Zoom Scan (7x7x7)/Cube 0: Measurement grid: dx=5mm, dy=5mm, dz=5mm
Reference Value = 3.836 V/m; Power Drift = 0.01 dB
Peak SAR (extrapolated) = 0.973 W/kg
SAR(1 g) = 0.549 W/kg; SAR(10 g) = 0.294 W/kg
Maximum value of SAR (measured) = 0.820 W/kg

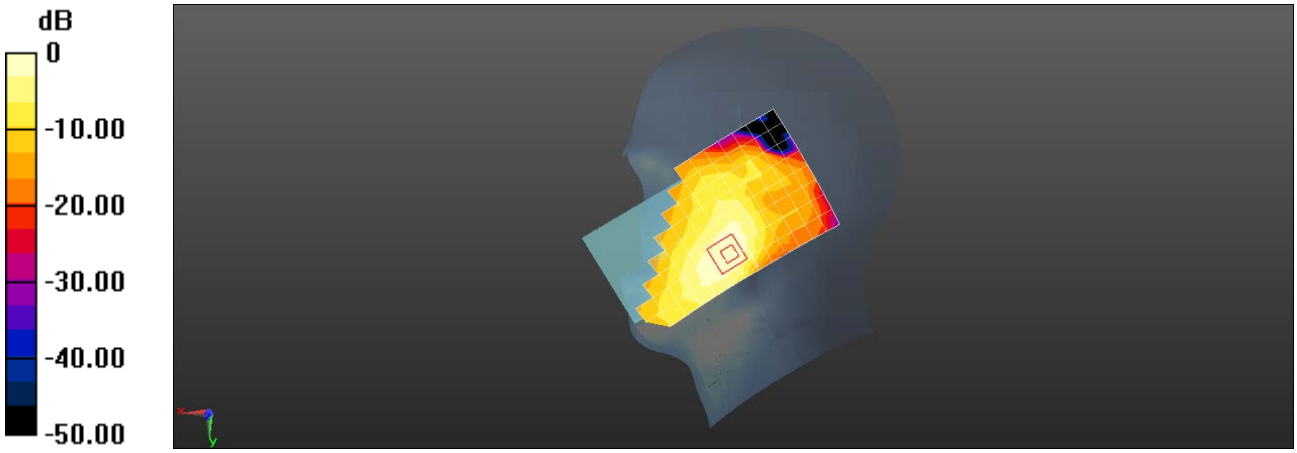

0 dB = 0.820 W/kg = -0.86 dBW/kg

Date: 2020-01-27

Test Laboratory: SGS-SAR Lab

OPPO CPH2009 LTE Band 7 20M QPSK 50RB50 21100CH Back side 15mm Ant3

DUT: CPH2009; Type: Mobile phone; Serial: 4e4accd8

Communication System: UID 0, LTE Band 7 20MHz; Frequency: 2535 MHz;Duty Cycle: 1:1

Medium: HSL2600;Medium parameters used: f = 2535 MHz; σ = 1.915 S/m; ε_r =39.638; ρ = 1000 kg/m^3
Phantom section: Flat Section

DASY 5 Configuration:

- Probe: EX3DV4 - SN3923; ConvF(7.74, 7.74, 7.74); Calibrated: 2019-10-22;
- Sensor-Surface: 2mm (Mechanical Surface Detection)
- Electronics: DAE4 Sn896; Calibrated: 2019-09-18
- Phantom: SAM 3; Type: SAM; Serial: 1912
- DASY52 52.8.8(1222); SEMCAD X 14.6.10(7331)

Configuration/Body/Area Scan (9x16x1): Measurement grid: dx=12mm, dy=12mm
Maximum value of SAR (measured) = 0.447 W/kg

Configuration/Body/Zoom Scan (7x7x7)/Cube 0: Measurement grid: dx=5mm, dy=5mm, dz=5mm
Reference Value = 5.912 V/m; Power Drift = 0.03 dB
Peak SAR (extrapolated) = 0.610 W/kg
SAR(1 g) = 0.315 W/kg; SAR(10 g) = 0.170 W/kg
Maximum value of SAR (measured) = 0.452 W/kg

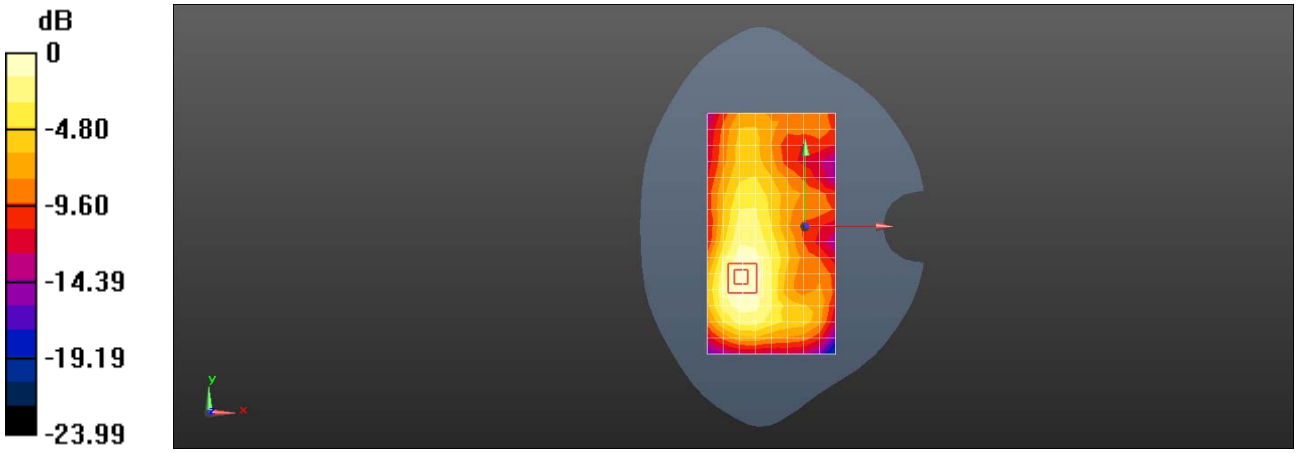

0 dB = 0.452 W/kg = -3.45 dBW/kg

Date: 2020-01-27

Test Laboratory: SGS-SAR Lab

OPPO CPH2009 LTE Band 7 20M QPSK 1RB50 21100CH Right side 10mm Ant3

DUT: CPH2009; Type: Mobile phone; Serial: 4e4accd8

Communication System: UID 0, LTE Band 7 20MHz; Frequency: 2535 MHz;Duty Cycle: 1:1

Medium: HSL2600;Medium parameters used: f = 2535 MHz; σ = 1.915 S/m; ε_r =39.638; ρ = 1000 kg/m^3
Phantom section: Flat Section

DASY 5 Configuration:

- Probe: EX3DV4 - SN3923; ConvF(7.74, 7.74, 7.74); Calibrated: 2019-10-22;
- Sensor-Surface: 2mm (Mechanical Surface Detection)
- Electronics: DAE4 Sn896; Calibrated: 2019-09-18
- Phantom: SAM 3; Type: SAM; Serial: 1912
- DASY52 52.8.8(1222); SEMCAD X 14.6.10(7331)

Configuration/Body/Area Scan (6x16x1): Measurement grid: dx=12mm, dy=12mm
Maximum value of SAR (measured) = 1.24 W/kg

Configuration/Body/Zoom Scan (7x7x7)/Cube 0: Measurement grid: dx=5mm, dy=5mm, dz=5mm
Reference Value = 16.33 V/m; Power Drift = 0.01 dB
Peak SAR (extrapolated) = 1.91 W/kg
SAR(1 g) = 0.918 W/kg; SAR(10 g) = 0.431 W/kg
Maximum value of SAR (measured) = 1.40 W/kg

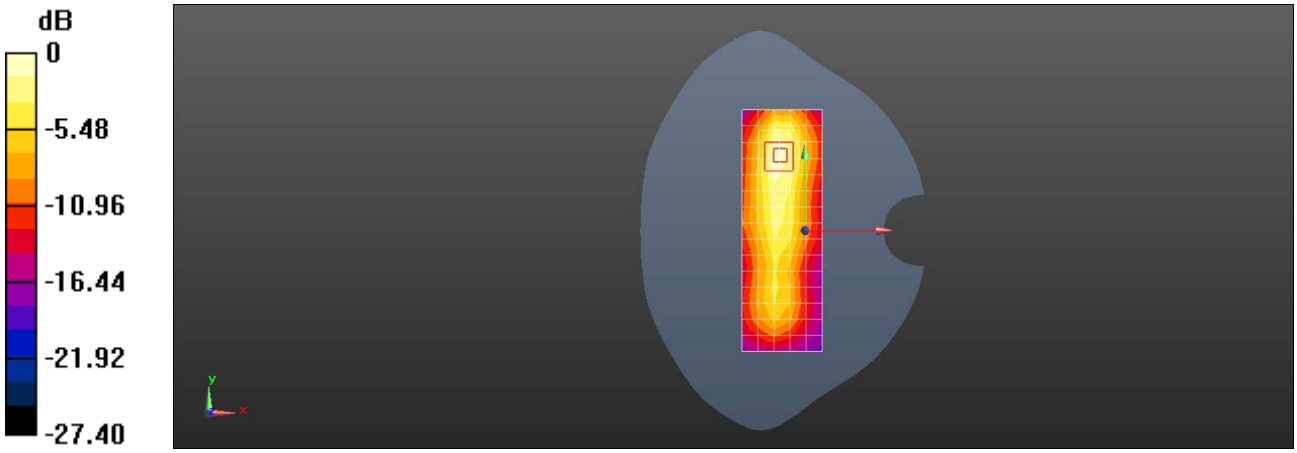

0 dB = 1.40 W/kg = 1.46 dBW/kg

Date: 2020-01-25

Test Laboratory: SGS-SAR Lab

OPPO CPH2009 LTE Band 12 10M QPSK 1RB25 23130CH Left cheek Ant0

DUT: CPH2009; Type: Mobile phone; Serial: 6f93a2d3

Communication System: UID 0, LTE Band 12 10MHz; Frequency: 711 MHz;Duty Cycle: 1:1

Medium: HSL750;Medium parameters used: f = 711 MHz; σ = 0.859 S/m; ε_r = 42.965; ρ = 1000 kg/m^3
Phantom section: Left Section

DASY 5 Configuration:

- Probe: EX3DV4 - SN3793; ConvF(9.41, 9.41, 9.41); Calibrated: 2019-03-25;
- Sensor-Surface: 2mm (Mechanical Surface Detection)
- Electronics: DAE4 Sn1267; Calibrated: 2019-12-17
- Phantom: SAM 8; Type: SAM; Serial: 1063
- DASY52 52.8.8(1222); SEMCAD X 14.6.10(7331)

Configuration/Head/Area Scan (7x13x1): Measurement grid: dx=15mm, dy=15mm
Maximum value of SAR (measured) = 0.925 W/kg

Configuration/Head/Zoom Scan (5x5x7)/Cube 0: Measurement grid: dx=8mm, dy=8mm, dz=5mm
Reference Value = 8.607 V/m; Power Drift = 0.14 dB
Peak SAR (extrapolated) = 1.52 W/kg
SAR(1 g) = 0.799 W/kg; SAR(10 g) = 0.453 W/kg
Maximum value of SAR (measured) = 1.02 W/kg

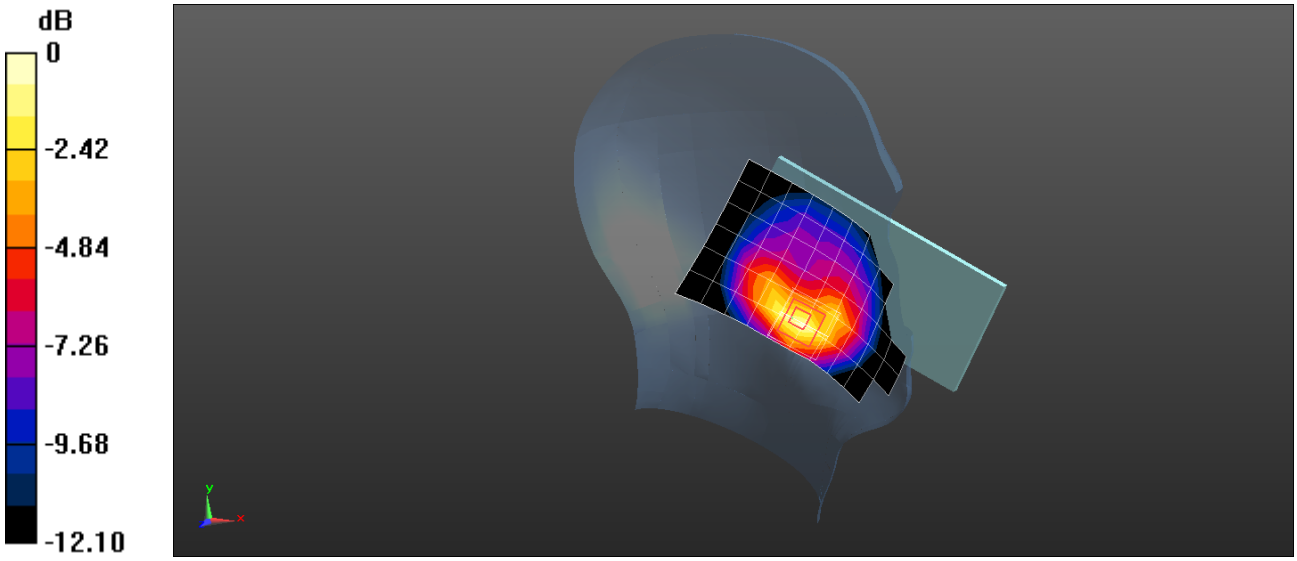

0 dB = 1.02 W/kg = 0.09 dBW/kg

Date: 2020-01-25

Test Laboratory: SGS-SAR Lab

OPPO CPH2009 LTE Band 12 10M QPSK 1RB0 23130CH Back side 15mm Ant0

DUT: CPH2009; Type: Mobile phone; Serial: 6f93a2d3

Communication System: UID 0, LTE Band 12 10MHz; Frequency: 711 MHz;Duty Cycle: 1:1

Medium: HSL750;Medium parameters used: f = 711 MHz; σ = 0.859 S/m; ε_r = 42.965; ρ = 1000 kg/m^3
Phantom section: Flat Section

DASY 5 Configuration:

- Probe: EX3DV4 - SN3793; ConvF(9.41, 9.41, 9.41); Calibrated: 2019-03-25;
- Sensor-Surface: 2mm (Mechanical Surface Detection)
- Electronics: DAE4 Sn1267; Calibrated: 2019-12-17
- Phantom: SAM 8; Type: SAM; Serial: 1063
- DASY52 52.8.8(1222); SEMCAD X 14.6.10(7331)

Configuration/Body/Area Scan (8x13x1): Measurement grid: dx=15mm, dy=15mm
Maximum value of SAR (measured) = 0.259 W/kg

Configuration/Body/Zoom Scan (5x5x7)/Cube 0: Measurement grid: dx=8mm, dy=8mm, dz=5mm
Reference Value = 8.813 V/m; Power Drift = -0.01 dB
Peak SAR (extrapolated) = 0.337 W/kg
SAR(1 g) = 0.224 W/kg; SAR(10 g) = 0.147 W/kg
Maximum value of SAR (measured) = 0.284 W/kg

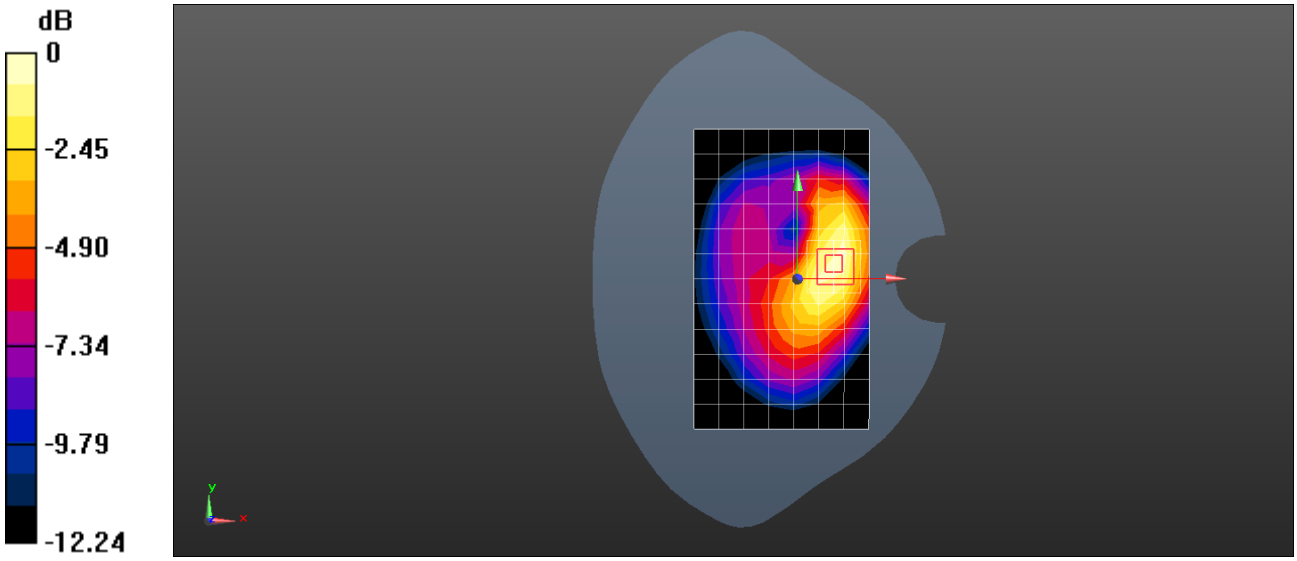

0 dB = 0.284 W/kg = -5.47 dBW/kg

Date: 2020-01-25

Test Laboratory: SGS-SAR Lab

OPPO CPH2009 LTE Band 12 10M QPSK 1RB0 23130CH Left side 10mm Ant0

DUT: CPH2009; Type: Mobile phone; Serial: 6f93a2d3

Communication System: UID 0, LTE Band 12 10MHz; Frequency: 711 MHz;Duty Cycle: 1:1

Medium: HSL750;Medium parameters used: f = 711 MHz; σ = 0.859 S/m; ε_r = 42.965; ρ = 1000 kg/m^3
Phantom section: Flat Section

DASY 5 Configuration:

- Probe: EX3DV4 - SN3793; ConvF(9.41, 9.41, 9.41); Calibrated: 2019-03-25;
- Sensor-Surface: 2mm (Mechanical Surface Detection)
- Electronics: DAE4 Sn1267; Calibrated: 2019-12-17
- Phantom: SAM 8; Type: SAM; Serial: 1063
- DASY52 52.8.8(1222); SEMCAD X 14.6.10(7331)

Configuration/Body/Area Scan (5x13x1): Measurement grid: dx=15mm, dy=15mm
Maximum value of SAR (measured) = 0.795 W/kg

Configuration/Body/Zoom Scan (5x5x7)/Cube 0: Measurement grid: dx=8mm, dy=8mm, dz=5mm
Reference Value = 26.43 V/m; Power Drift = 0.15 dB
Peak SAR (extrapolated) = 1.09 W/kg
SAR(1 g) = 0.629 W/kg; SAR(10 g) = 0.362 W/kg
Maximum value of SAR (measured) = 0.871 W/kg

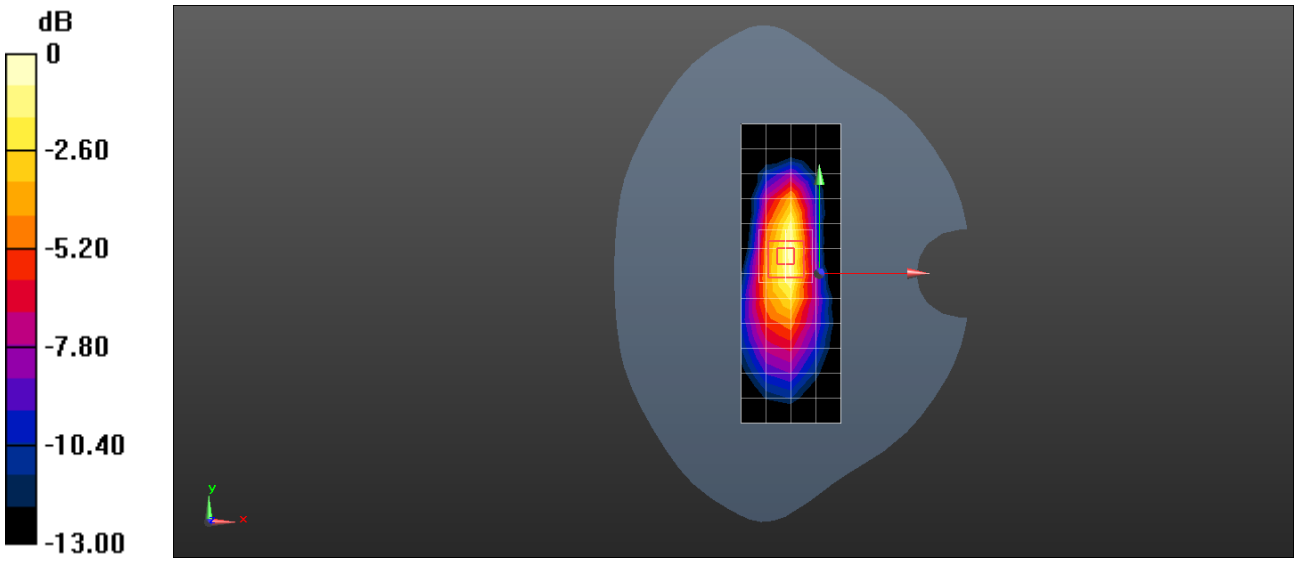

0 dB = 0.871 W/kg = -0.60 dBW/kg

Date: 2020-01-26

Test Laboratory: SGS-SAR Lab

OPPO CPH2009 LTE Band 12 10M QPSK 1RB0 23130CH Right cheek Ant1

DUT: CPH2009; Type: Mobile phone; Serial: 961f3e6

Communication System: UID 0, LTE Band 12 10MHz; Frequency: 711 MHz;Duty Cycle: 1:1

Medium: HSL750;Medium parameters used: f = 711 MHz; σ = 0.866 S/m; ε_r = 42.921; ρ = 1000 kg/m^3
Phantom section: Right Section

DASY 5 Configuration:

- Probe: EX3DV4 - SN3793; ConvF(9.41, 9.41, 9.41); Calibrated: 2019-03-25;
- Sensor-Surface: 2mm (Mechanical Surface Detection)
- Electronics: DAE4 Sn871; Calibrated: 2019-06-27
- Phantom: SAM 8; Type: SAM; Serial: 1063
- DASY52 52.8.8(1222); SEMCAD X 14.6.10(7331)

Configuration/Head/Area Scan (7x13x1): Measurement grid: dx=15mm, dy=15mm
Maximum value of SAR (measured) = 0.191 W/kg

Configuration/Head/Zoom Scan (5x5x7)/Cube 0: Measurement grid: dx=8mm, dy=8mm, dz=5mm
Reference Value = 5.753 V/m; Power Drift = 0.08 dB
Peak SAR (extrapolated) = 0.206 W/kg
SAR(1 g) = 0.178 W/kg; SAR(10 g) = 0.146 W/kg
Maximum value of SAR (measured) = 0.194 W/kg

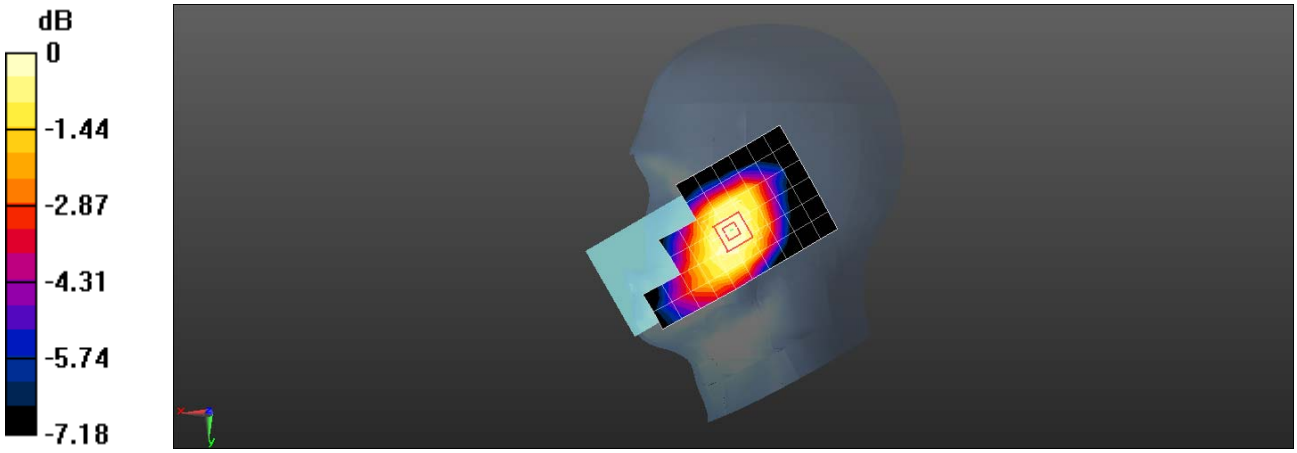

0 dB = 0.194 W/kg = -7.12 dBW/kg

Date: 2020-01-26

Test Laboratory: SGS-SAR Lab

OPPO CPH2009 LTE Band 12 10M QPSK 1RB0 23130CH Back side 15mm Ant1

DUT: CPH2009; Type: Mobile phone; Serial: 961f3e6

Communication System: UID 0, LTE Band 12 10MHz; Frequency: 711 MHz;Duty Cycle: 1:1

Medium: HSL750;Medium parameters used: f = 711 MHz; σ = 0.866 S/m; ε_r = 42.921; ρ = 1000 kg/m^3
Phantom section: Flat Section

DASY 5 Configuration:

- Probe: EX3DV4 - SN3793; ConvF(9.41, 9.41, 9.41); Calibrated: 2019-03-25;
- Sensor-Surface: 2mm (Mechanical Surface Detection)
- Electronics: DAE4 Sn871; Calibrated: 2019-06-27
- Phantom: SAM 8; Type: SAM; Serial: 1063
- DASY52 52.8.8(1222); SEMCAD X 14.6.10(7331)

Configuration/Body/Area Scan (7x13x1): Measurement grid: dx=15mm, dy=15mm
Maximum value of SAR (measured) = 0.311 W/kg

Configuration/Body/Zoom Scan (5x5x7)/Cube 0: Measurement grid: dx=8mm, dy=8mm, dz=5mm
Reference Value = 17.49 V/m; Power Drift = 0.02 dB
Peak SAR (extrapolated) = 0.343 W/kg
SAR(1 g) = 0.273 W/kg; SAR(10 g) = 0.214 W/kg

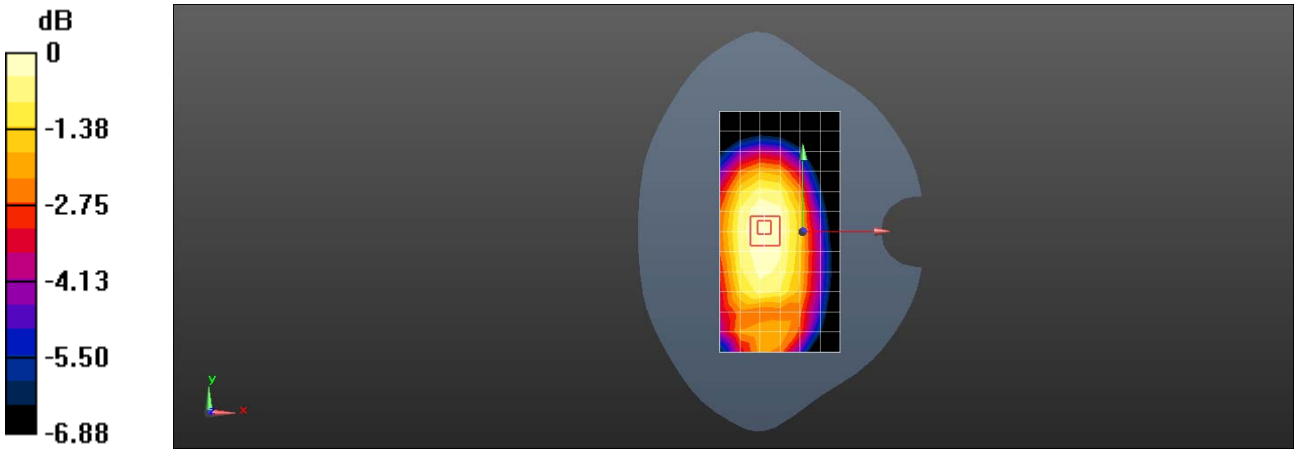

0 dB = 0.311 W/kg = -5.07 dBW/kg

Date: 2020-01-26

Test Laboratory: SGS-SAR Lab

OPPO CPH2009 LTE Band 12 10M QPSK 1RB0 23130CH Right side 10mm Ant1

DUT: CPH2009; Type: Mobile phone; Serial: 961f3e6

Communication System: UID 0, LTE Band 12 10MHz; Frequency: 711 MHz;Duty Cycle: 1:1

Medium: HSL750;Medium parameters used: f = 711 MHz; σ = 0.866 S/m; ε_r = 42.921; ρ = 1000 kg/m^3
Phantom section: Flat Section

DASY 5 Configuration:

- Probe: EX3DV4 - SN3793; ConvF(9.41, 9.41, 9.41); Calibrated: 2019-03-25;
- Sensor-Surface: 2mm (Mechanical Surface Detection)
- Electronics: DAE4 Sn871; Calibrated: 2019-06-27
- Phantom: SAM 8; Type: SAM; Serial: 1063
- DASY52 52.8.8(1222); SEMCAD X 14.6.10(7331)

Configuration/Body/Area Scan (5x13x1): Measurement grid: dx=15mm, dy=15mm
Maximum value of SAR (measured) = 0.627 W/kg

Configuration/Body/Zoom Scan (5x5x7)/Cube 0: Measurement grid: dx=8mm, dy=8mm, dz=5mm
Reference Value = 25.02 V/m; Power Drift = 0.01 dB
Peak SAR (extrapolated) = 0.735 W/kg
SAR(1 g) = 0.517 W/kg; SAR(10 g) = 0.366 W/kg
Maximum value of SAR (measured) = 0.632 W/kg

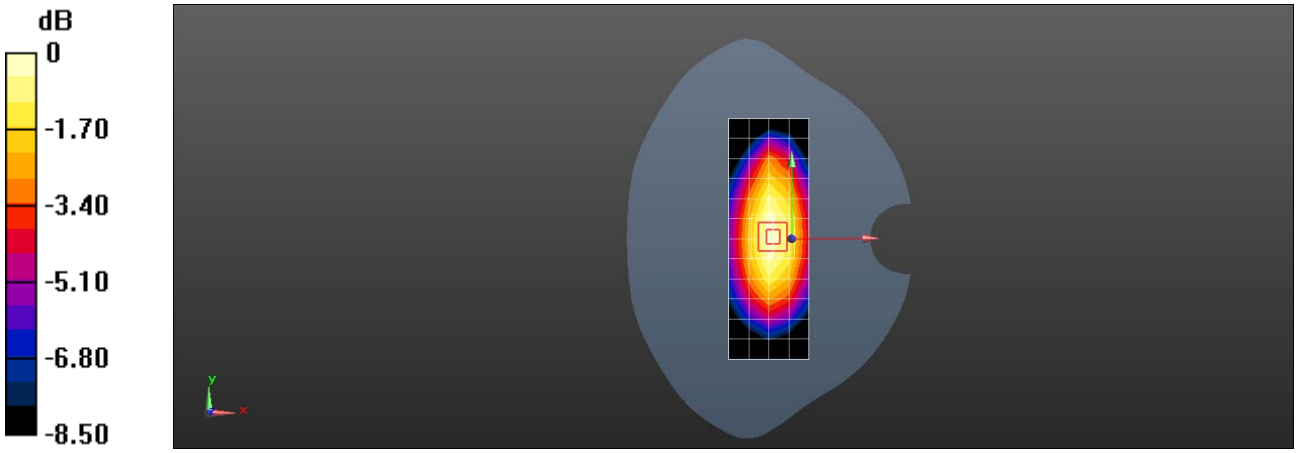

0 dB = 0.632 W/kg = -1.99 dBW/kg

Date: 2020-01-25

Test Laboratory: SGS-SAR Lab

OPPO CPH2009 LTE Band 17 10M QPSK 1RB49 23780CH Left cheek Ant0

DUT: CPH2009; Type: Mobile phone; Serial: 2813458f

Communication System: UID 0, LTE Band 17 10MHz; Frequency: 709 MHz;Duty Cycle: 1:1

Medium: HSL750;Medium parameters used: f = 709 MHz; σ = 0.858 S/m; ε_r = 42.984; ρ = 1000 kg/m^3
Phantom section: Left Section

DASY 5 Configuration:

- Probe: EX3DV4 - SN3793; ConvF(9.41, 9.41, 9.41); Calibrated: 2019-03-25;
- Sensor-Surface: 2mm (Mechanical Surface Detection)
- Electronics: DAE4 Sn1267; Calibrated: 2019-12-17
- Phantom: SAM 8; Type: SAM; Serial: 1063
- DASY52 52.8.8(1222); SEMCAD X 14.6.10(7331)

Configuration/Head/Area Scan (8x13x1): Measurement grid: dx=15mm, dy=15mm
Maximum value of SAR (measured) = 0.796 W/kg

Configuration/Head/Zoom Scan (5x5x7)/Cube 0: Measurement grid: dx=8mm, dy=8mm, dz=5mm
Reference Value = 10.02 V/m; Power Drift = 0.17 dB
Peak SAR (extrapolated) = 1.59 W/kg
SAR(1 g) = 0.854 W/kg; SAR(10 g) = 0.483 W/kg
Maximum value of SAR (measured) = 1.21 W/kg

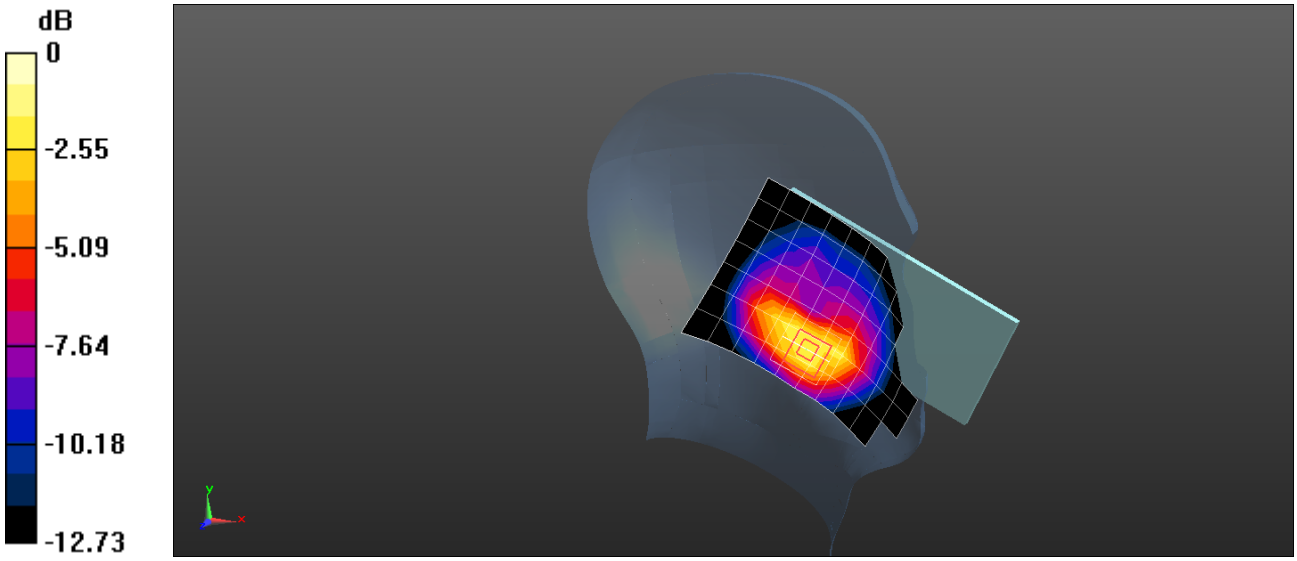

0 dB = 1.21 W/kg = 0.83 dBW/kg

Date: 2020-01-25

Test Laboratory: SGS-SAR Lab

OPPO CPH2009 LTE Band 17 10M QPSK 25RB25 23800CH Back side 15mm Ant0

DUT: CPH2009; Type: Mobile phone; Serial: 6f93a2d3

Communication System: UID 0, LTE Band 17 10MHz; Frequency: 711 MHz;Duty Cycle: 1:1

Medium: HSL750;Medium parameters used: f = 711 MHz; σ = 0.859 S/m; ε_r = 42.965; ρ = 1000 kg/m^3
Phantom section: Flat Section

DASY 5 Configuration:

- Probe: EX3DV4 - SN3793; ConvF(9.41, 9.41, 9.41); Calibrated: 2019-03-25;
- Sensor-Surface: 2mm (Mechanical Surface Detection)
- Electronics: DAE4 Sn1267; Calibrated: 2019-12-17
- Phantom: SAM 8; Type: SAM; Serial: 1063
- DASY52 52.8.8(1222); SEMCAD X 14.6.10(7331)

Configuration/Body/Area Scan (8x13x1): Measurement grid: dx=15mm, dy=15mm
Maximum value of SAR (measured) = 0.262 W/kg

Configuration/Body/Zoom Scan (5x5x7)/Cube 0: Measurement grid: dx=8mm, dy=8mm, dz=5mm
Reference Value = 8.442 V/m; Power Drift = 0.06 dB
Peak SAR (extrapolated) = 0.339 W/kg
SAR(1 g) = 0.224 W/kg; SAR(10 g) = 0.146 W/kg
Maximum value of SAR (measured) = 0.284 W/kg

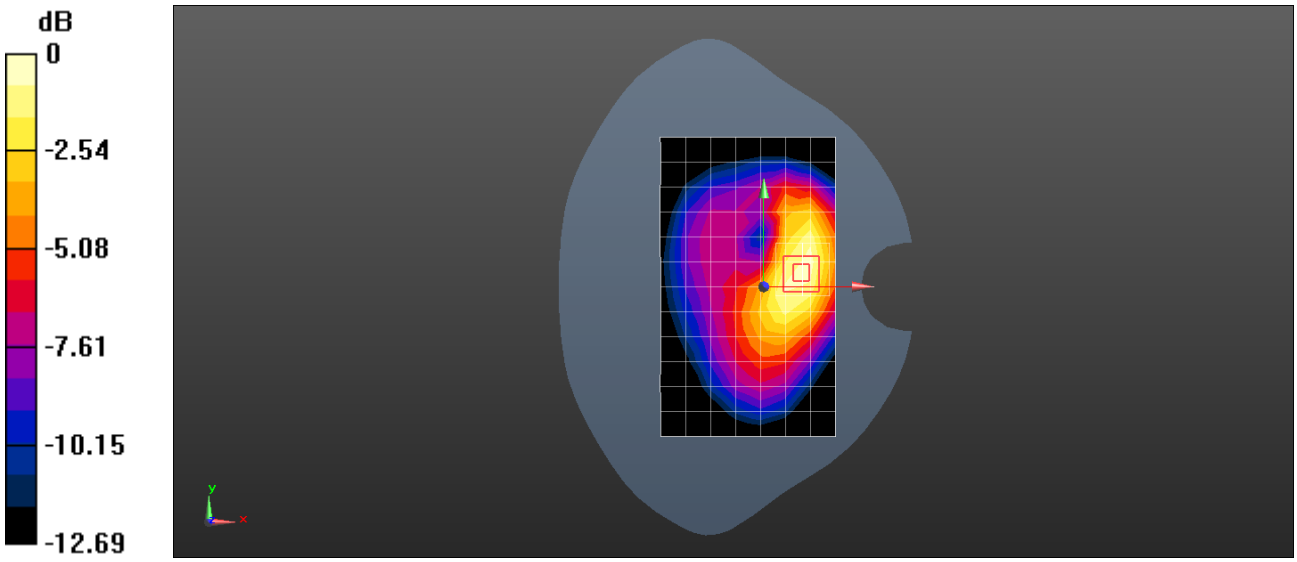

0 dB = 0.284 W/kg = -5.47 dBW/kg

Date: 2020-01-25

Test Laboratory: SGS-SAR Lab

OPPO CPH2009 LTE Band 17 10M QPSK 25RB25 23800CH Left side 10mm Ant0

DUT: CPH2009; Type: Mobile phone; Serial: 6f93a2d3

Communication System: UID 0, LTE Band 17 10MHz; Frequency: 711 MHz;Duty Cycle: 1:1

Medium: HSL750;Medium parameters used: f = 711 MHz; σ = 0.859 S/m; ε_r = 42.965; ρ = 1000 kg/m^3
Phantom section: Flat Section

DASY 5 Configuration:

- Probe: EX3DV4 - SN3793; ConvF(9.41, 9.41, 9.41); Calibrated: 2019-03-25;
- Sensor-Surface: 2mm (Mechanical Surface Detection)
- Electronics: DAE4 Sn1267; Calibrated: 2019-12-17
- Phantom: SAM 8; Type: SAM; Serial: 1063
- DASY52 52.8.8(1222); SEMCAD X 14.6.10(7331)

Configuration/Body/Area Scan (5x13x1): Measurement grid: dx=15mm, dy=15mm
Maximum value of SAR (measured) = 0.782 W/kg

Configuration/Body/Zoom Scan (5x5x7)/Cube 0: Measurement grid: dx=8mm, dy=8mm, dz=5mm
Reference Value = 26.33 V/m; Power Drift = 0.09 dB
Peak SAR (extrapolated) = 1.09 W/kg
SAR(1 g) = 0.617 W/kg; SAR(10 g) = 0.351 W/kg
Maximum value of SAR (measured) = 0.861 W/kg

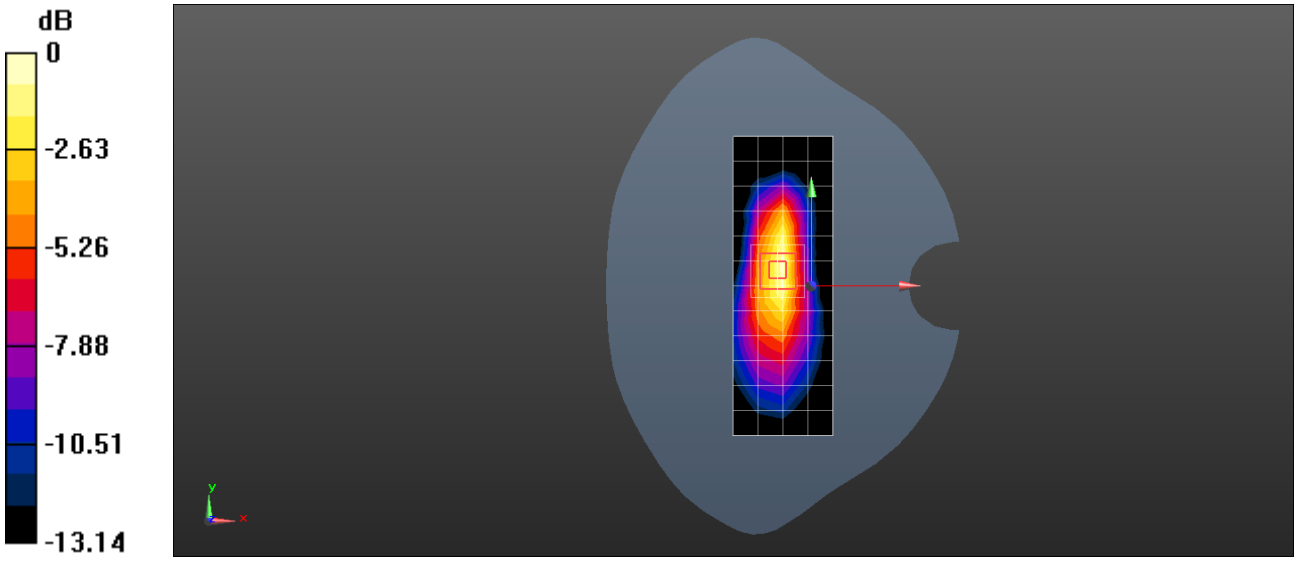

0 dB = 0.861 W/kg = -0.65 dBW/kg

Date: 2020-01-26

Test Laboratory: SGS-SAR Lab

OPPO CPH2009 LTE Band 17 10M QPSK 1RB49 23780CH Right cheek Ant1

DUT: CPH2009; Type: Mobile phone; Serial: 961f3e6

Communication System: UID 0, LTE Band 17 10MHz; Frequency: 709 MHz;Duty Cycle: 1:1

Medium: HSL750;Medium parameters used: f = 709 MHz; σ = 0.864 S/m; ε_r = 42.933; ρ = 1000 kg/m^3
Phantom section: Right Section

DASY 5 Configuration:

- Probe: EX3DV4 - SN3793; ConvF(9.41, 9.41, 9.41); Calibrated: 2019-03-25;
- Sensor-Surface: 2mm (Mechanical Surface Detection)
- Electronics: DAE4 Sn871; Calibrated: 2019-06-27
- Phantom: SAM 8; Type: SAM; Serial: 1063
- DASY52 52.8.8(1222); SEMCAD X 14.6.10(7331)

Configuration/Head/Area Scan (7x13x1): Measurement grid: dx=15mm, dy=15mm
Maximum value of SAR (measured) = 0.176 W/kg

Configuration/Head/Zoom Scan (5x5x7)/Cube 0: Measurement grid: dx=8mm, dy=8mm, dz=5mm
Reference Value = 5.303 V/m; Power Drift = 0.03 dB
Peak SAR (extrapolated) = 0.186 W/kg
SAR(1 g) = 0.161 W/kg; SAR(10 g) = 0.132 W/kg



0 dB = 0.176 W/kg = -7.54 dBW/kg

Date: 2020-01-26

Test Laboratory: SGS-SAR Lab

OPPO CPH2009 LTE Band 17 10M QPSK 1RB49 23780CH Back side 15mm Ant1

DUT: CPH2009; Type: Mobile phone; Serial: 961f3e6

Communication System: UID 0, LTE Band 17 10MHz; Frequency: 709 MHz;Duty Cycle: 1:1

Medium: HSL750;Medium parameters used: f = 709 MHz; σ = 0.864 S/m; ε_r = 42.933; ρ = 1000 kg/m^3
Phantom section: Flat Section

DASY 5 Configuration:

- Probe: EX3DV4 - SN3793; ConvF(9.41, 9.41, 9.41); Calibrated: 2019-03-25;
- Sensor-Surface: 2mm (Mechanical Surface Detection)
- Electronics: DAE4 Sn871; Calibrated: 2019-06-27
- Phantom: SAM 8; Type: SAM; Serial: 1063
- DASY52 52.8.8(1222); SEMCAD X 14.6.10(7331)

Configuration/Body/Area Scan (7x13x1): Measurement grid: dx=15mm, dy=15mm
Maximum value of SAR (measured) = 0.293 W/kg

Configuration/Body/Zoom Scan (5x5x7)/Cube 0: Measurement grid: dx=8mm, dy=8mm, dz=5mm
Reference Value = 17.01 V/m; Power Drift = 0.03 dB
Peak SAR (extrapolated) = 0.327 W/kg
SAR(1 g) = 0.260 W/kg; SAR(10 g) = 0.204 W/kg
Maximum value of SAR (measured) = 0.297 W/kg

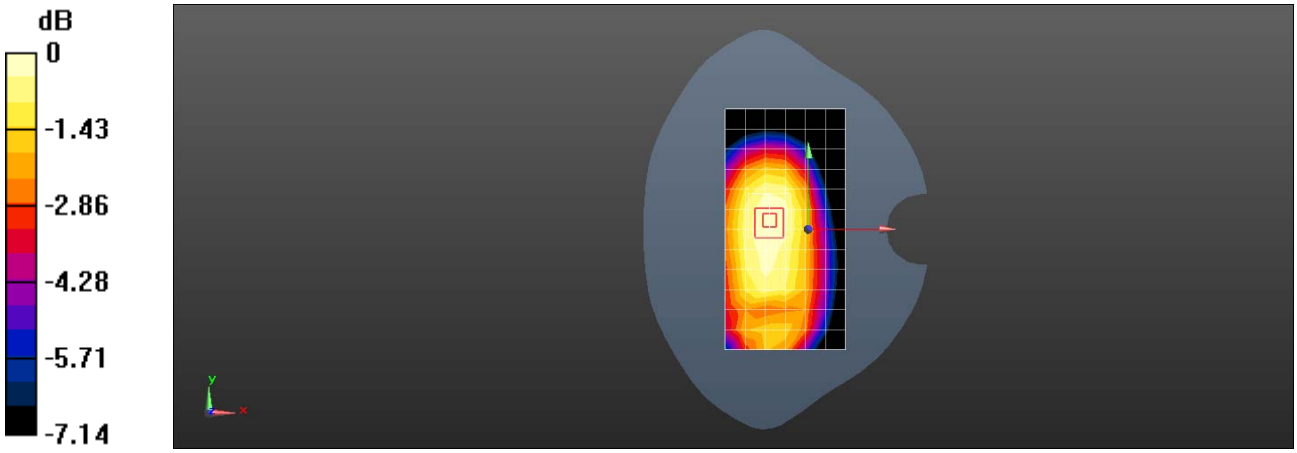

0 dB = 0.297 W/kg = -5.27 dBW/kg

Date: 2020-01-26

Test Laboratory: SGS-SAR Lab

OPPO CPH2009 LTE Band 17 10M QPSK 1RB49 23780CH Right side 10mm Ant1

DUT: CPH2009; Type: Mobile phone; Serial: 961f3e6

Communication System: UID 0, LTE Band 17 10MHz; Frequency: 709 MHz;Duty Cycle: 1:1

Medium: HSL750;Medium parameters used: f = 709 MHz; σ = 0.864 S/m; ε_r = 42.933; ρ = 1000 kg/m^3
Phantom section: Flat Section

DASY 5 Configuration:

- Probe: EX3DV4 - SN3793; ConvF(9.41, 9.41, 9.41); Calibrated: 2019-03-25;
- Sensor-Surface: 2mm (Mechanical Surface Detection)
- Electronics: DAE4 Sn871; Calibrated: 2019-06-27
- Phantom: SAM 8; Type: SAM; Serial: 1063
- DASY52 52.8.8(1222); SEMCAD X 14.6.10(7331)

Configuration/Body/Area Scan (5x13x1): Measurement grid: dx=15mm, dy=15mm
Maximum value of SAR (measured) = 0.617 W/kg

Configuration/Body/Zoom Scan (5x5x7)/Cube 0: Measurement grid: dx=8mm, dy=8mm, dz=5mm
Reference Value = 24.85 V/m; Power Drift = 0.15 dB
Peak SAR (extrapolated) = 0.734 W/kg
SAR(1 g) = 0.512 W/kg; SAR(10 g) = 0.360 W/kg
Maximum value of SAR (measured) = 0.630 W/kg

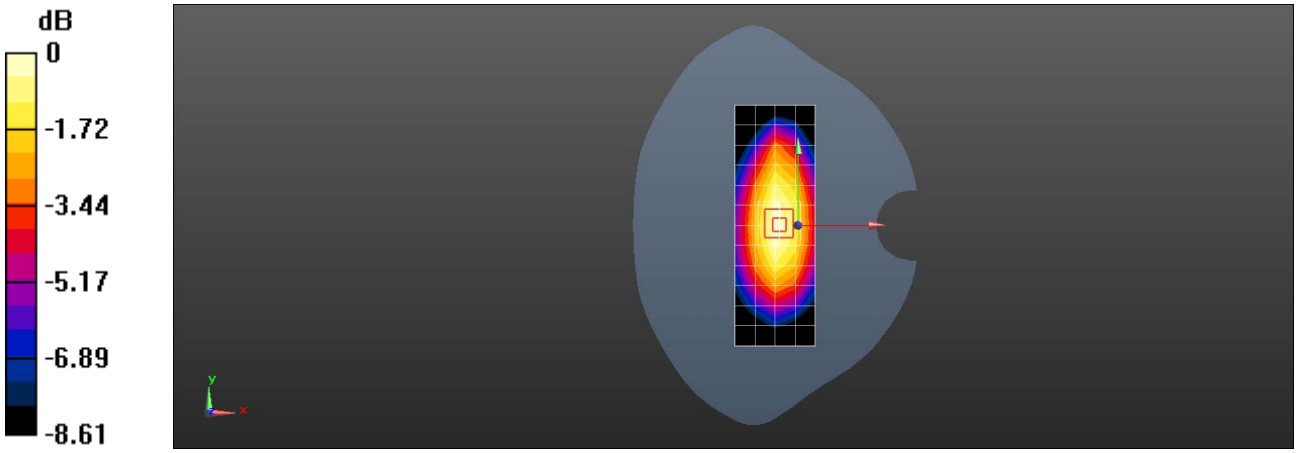

0 dB = 0.630 W/kg = -2.01 dBW/kg

Date: 2020-01-21

Test Laboratory: SGS-SAR Lab

OPPO CPH2009 LTE Band 26 15M QPSK 1RB0 26965CH Right cheek Ant0

DUT: CPH2009; Type: Mobile phone; Serial: 6f93a2d3

Communication System: UID 0, LTE Band 26 15MHz; Frequency: 841.5 MHz;Duty Cycle: 1:1

Medium: HSL835;Medium parameters used (interpolated): f = 841.5 MHz; σ = 0.942 S/m; ε_r = 41.726; ρ = 1000 kg/m^3
Phantom section: Right Section

DASY 5 Configuration:

- Probe: EX3DV4 - SN3793; ConvF(9.04, 9.04, 9.04); Calibrated: 2019-03-25;
- Sensor-Surface: 2mm (Mechanical Surface Detection)
- Electronics: DAE4 Sn1267; Calibrated: 2019-12-17
- Phantom: SAM 8; Type: SAM; Serial: 1063
- DASY52 52.8.8(1222); SEMCAD X 14.6.10(7331)

Configuration/Head/Area Scan (8x13x1): Measurement grid: dx=15mm, dy=15mm

Info: Interpolated medium parameters used for SAR evaluation.
Maximum value of SAR (measured) = 0.541 W/kg

Configuration/Head/Zoom Scan (5x5x7)/Cube 0: Measurement grid: dx=8mm, dy=8mm, dz=5mm
Reference Value = 8.038 V/m; Power Drift = 0.09 dB
Peak SAR (extrapolated) = 1.44 W/kg
SAR(1 g) = 0.576 W/kg; SAR(10 g) = 0.285 W/kg

Info: Interpolated medium parameters used for SAR evaluation.
Maximum value of SAR (measured) = 0.887 W/kg

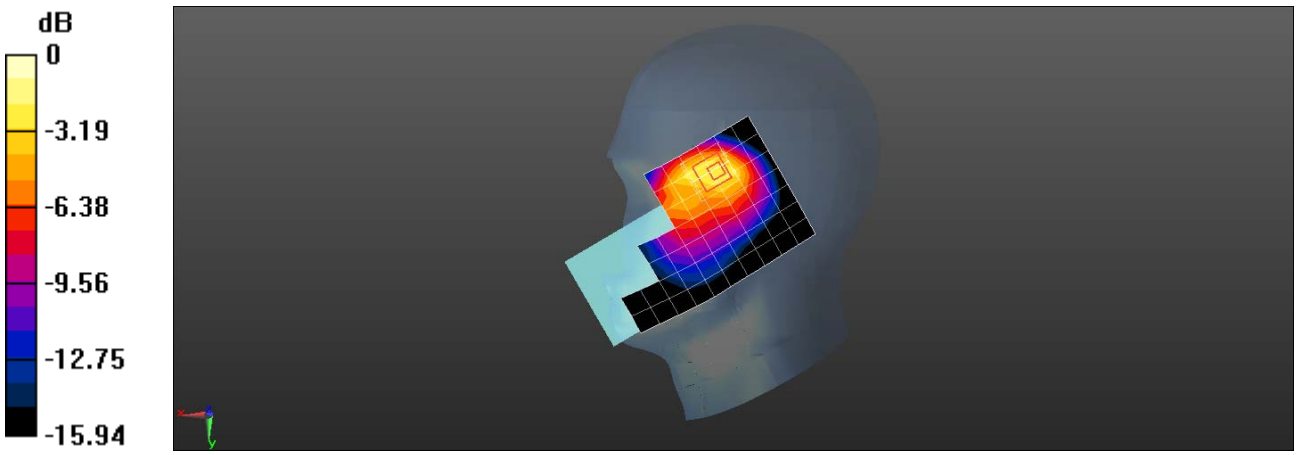

0 dB = 0.887 W/kg = -0.52 dBW/kg

Date: 2020-01-21

Test Laboratory: SGS-SAR Lab

OPPO CPH2009 LTE Band 26 15M QPSK 1RB0 26965CH Back side 15mm Ant0

DUT: CPH2009; Type: Mobile phone; Serial: 6f93a2d3

Communication System: UID 0, LTE Band 26 15MHz; Frequency: 841.5 MHz;Duty Cycle: 1:1

Medium: HSL835;Medium parameters used (interpolated): f = 841.5 MHz; σ = 0.942 S/m; ε_r = 41.726; ρ = 1000 kg/m^3
Phantom section: Flat Section

DASY 5 Configuration:

- Probe: EX3DV4 - SN3793; ConvF(9.04, 9.04, 9.04); Calibrated: 2019-03-25;
- Sensor-Surface: 2mm (Mechanical Surface Detection)
- Electronics: DAE4 Sn1267; Calibrated: 2019-12-17
- Phantom: SAM 8; Type: SAM; Serial: 1063
- DASY52 52.8.8(1222); SEMCAD X 14.6.10(7331)

Configuration/Body/Area Scan (8x13x1): Measurement grid: dx=15mm, dy=15mm

Info: Interpolated medium parameters used for SAR evaluation.
Maximum value of SAR (measured) = 0.163 W/kg

Configuration/Body/Zoom Scan (5x5x7)/Cube 0: Measurement grid: dx=8mm, dy=8mm, dz=5mm
Reference Value = 6.900 V/m; Power Drift = 0.03 dB
Peak SAR (extrapolated) = 0.196 W/kg
SAR(1 g) = 0.130 W/kg; SAR(10 g) = 0.084 W/kg

Info: Interpolated medium parameters used for SAR evaluation.
Maximum value of SAR (measured) = 0.165 W/kg

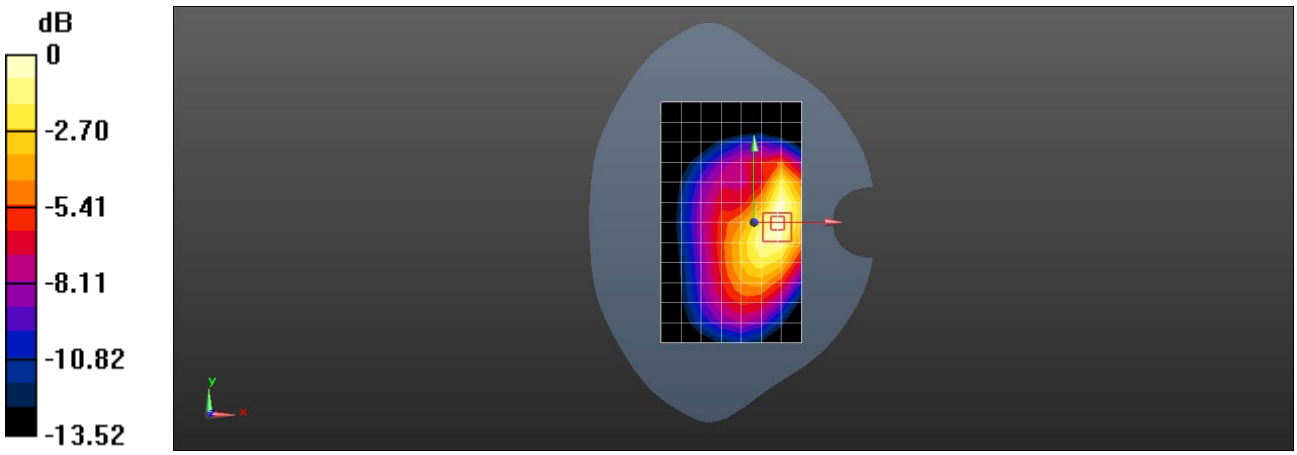

0 dB = 0.165 W/kg = -7.83 dBW/kg

Date: 2020-01-21

Test Laboratory: SGS-SAR Lab

OPPO CPH2009 LTE Band 26 15M QPSK 1RB0 26965CH Left side 10mm Ant0

DUT: CPH2009; Type: Mobile phone; Serial: 6f93a2d3

Communication System: UID 0, LTE Band 26 15MHz; Frequency: 841.5 MHz;Duty Cycle: 1:1

Medium: HSL835;Medium parameters used (interpolated): f = 841.5 MHz; σ = 0.942 S/m; ε_r = 41.726; ρ = 1000 kg/m^3
Phantom section: Flat Section

DASY 5 Configuration:

- Probe: EX3DV4 - SN3793; ConvF(9.04, 9.04, 9.04); Calibrated: 2019-03-25;
- Sensor-Surface: 2mm (Mechanical Surface Detection)
- Electronics: DAE4 Sn1267; Calibrated: 2019-12-17
- Phantom: SAM 8; Type: SAM; Serial: 1063
- DASY52 52.8.8(1222); SEMCAD X 14.6.10(7331)

Configuration/Body/Area Scan (5x13x1): Measurement grid: dx=15mm, dy=15mm

Info: Interpolated medium parameters used for SAR evaluation.
Maximum value of SAR (measured) = 0.368 W/kg

Configuration/Body/Zoom Scan (5x5x7)/Cube 0: Measurement grid: dx=8mm, dy=8mm, dz=5mm
Reference Value = 17.56 V/m; Power Drift = 0.11 dB
Peak SAR (extrapolated) = 0.512 W/kg
SAR(1 g) = 0.289 W/kg; SAR(10 g) = 0.164 W/kg

Info: Interpolated medium parameters used for SAR evaluation.
Maximum value of SAR (measured) = 0.403 W/kg

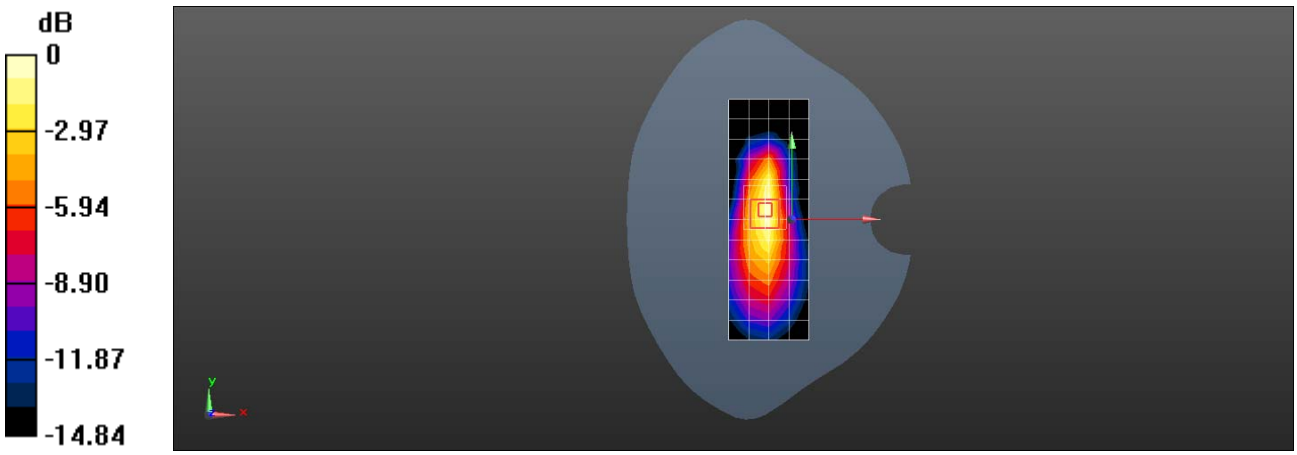

0 dB = 0.403 W/kg = -3.95 dBW/kg

Date: 2020-01-13

Test Laboratory: SGS-SAR Lab

OPPO CPH2009 LTE Band 26 15M QPSK 1RB74 26765CH Right cheek Ant1

DUT: CPH2009; Type: Mobile phone; Serial: 54b71ce7

Communication System: UID 0, LTE-FDD BW 15MHz (0); Frequency: 821.5 MHz;Duty Cycle: 1:1

Medium: HSL835;Medium parameters used (interpolated): f = 821.5 MHz; σ = 0.882 S/m; ε_r = 43.306; ρ = 1000 kg/m^3
Phantom section: Right Section

DASY 5 Configuration:

- Probe: EX3DV4 - SN3923; ConvF(10.34, 10.34, 10.34); Calibrated: 2019-10-22;
- Sensor-Surface: 2mm (Mechanical Surface Detection)
- Electronics: DAE4 Sn896; Calibrated: 2019-09-18
- Phantom: SAM 4; Type: SAM; Serial: 1640
- DASY52 52.8.8(1222); SEMCAD X 14.6.10(7331)

Configuration/Head/Area Scan (7x13x1): Measurement grid: dx=15mm, dy=15mm

Info: Interpolated medium parameters used for SAR evaluation.
Maximum value of SAR (measured) = 0.148 W/kg

Configuration/Head/Zoom Scan (5x5x7)/Cube 0: Measurement grid: dx=8mm, dy=8mm, dz=5mm
Reference Value = 4.221 V/m; Power Drift = 0.07 dB
Peak SAR (extrapolated) = 0.172 W/kg
SAR(1 g) = 0.125 W/kg; SAR(10 g) = 0.094 W/kg

Info: Interpolated medium parameters used for SAR evaluation.
Maximum value of SAR (measured) = 0.145 W/kg

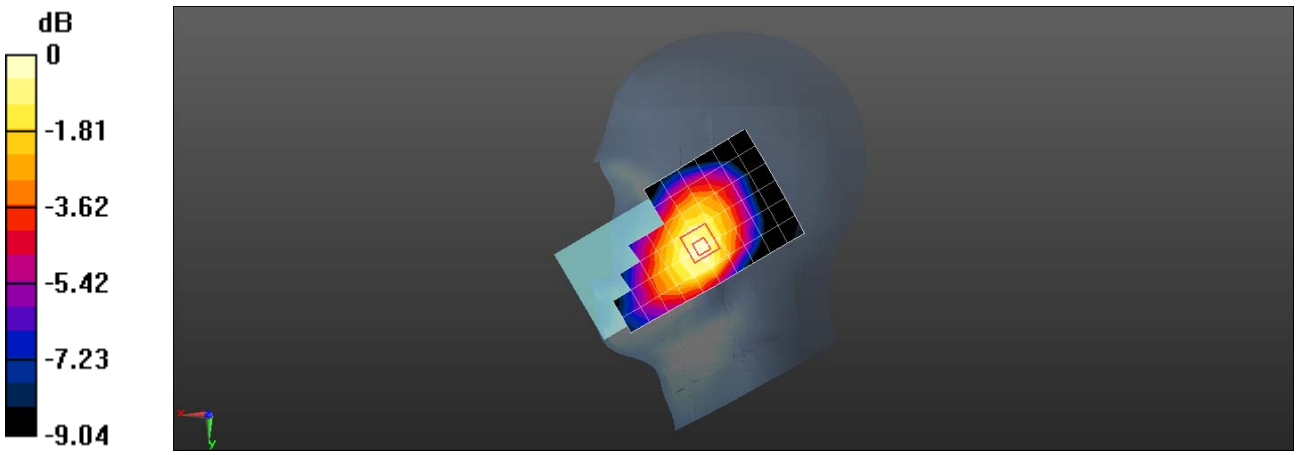

0 dB = 0.145 W/kg = -8.39 dBW/kg

Date: 2020-01-13

Test Laboratory: SGS-SAR Lab

OPPO CPH2009 LTE Band 26 15M QPSK 1RB74 26765CH Back side 15mm Ant1

DUT: CPH2009; Type: Mobile phone; Serial: 54b71ce7

Communication System: UID 0, LTE-FDD BW 15MHz (0); Frequency: 821.5 MHz;Duty Cycle: 1:1

Medium: HSL835;Medium parameters used (interpolated): f = 821.5 MHz; σ = 0.882 S/m; ε_r = 43.306; ρ = 1000 kg/m^3
Phantom section: Flat Section

DASY 5 Configuration:

- Probe: EX3DV4 - SN3923; ConvF(10.34, 10.34, 10.34); Calibrated: 2019-10-22;
- Sensor-Surface: 2mm (Mechanical Surface Detection)
- Electronics: DAE4 Sn896; Calibrated: 2019-09-18
- Phantom: SAM 4; Type: SAM; Serial: 1640
- DASY52 52.8.8(1222); SEMCAD X 14.6.10(7331)

Configuration/Body/Area Scan (7x13x1): Measurement grid: dx=15mm, dy=15mm

Info: Interpolated medium parameters used for SAR evaluation.
Maximum value of SAR (measured) = 0.163 W/kg

Configuration/Body/Zoom Scan (5x5x7)/Cube 0: Measurement grid: dx=8mm, dy=8mm, dz=5mm
Reference Value = 11.32 V/m; Power Drift = 0.11 dB
Peak SAR (extrapolated) = 0.181 W/kg
SAR(1 g) = 0.142 W/kg; SAR(10 g) = 0.108 W/kg

Info: Interpolated medium parameters used for SAR evaluation.

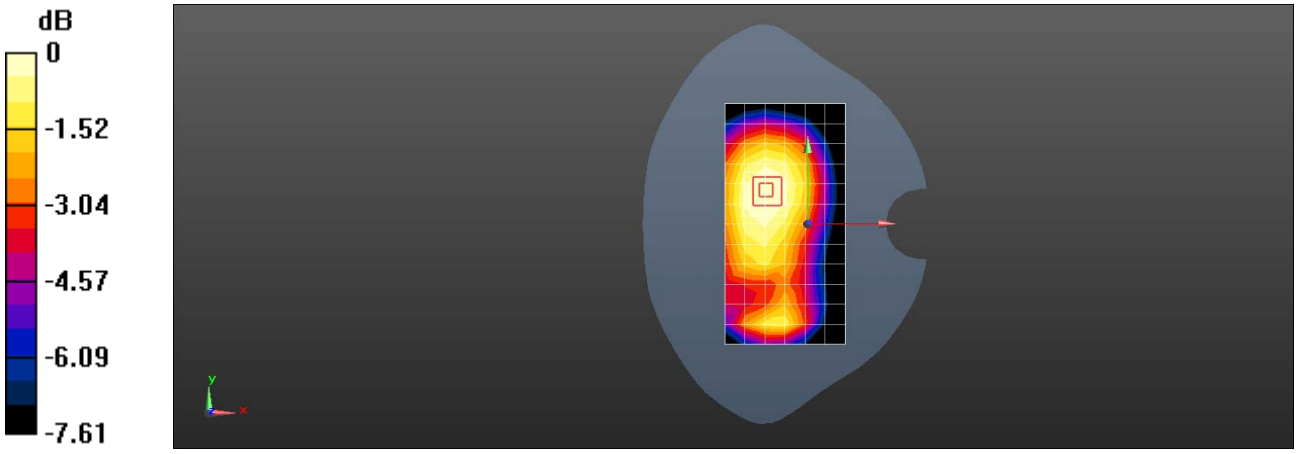

0 dB = 0.163 W/kg = -7.88 dBW/kg

Date: 2020-01-13

Test Laboratory: SGS-SAR Lab

OPPO CPH2009 LTE Band 26 15M QPSK 1RB74 26765CH Back side 10mm Ant1

DUT: CPH2009; Type: Mobile phone; Serial: 54b71ce7

Communication System: UID 0, LTE-FDD BW 15MHz (0); Frequency: 821.5 MHz;Duty Cycle: 1:1

Medium: HSL835;Medium parameters used (interpolated): f = 821.5 MHz; σ = 0.882 S/m; ε_r = 43.306; ρ = 1000 kg/m^3
Phantom section: Flat Section

DASY 5 Configuration:

- Probe: EX3DV4 - SN3923; ConvF(10.34, 10.34, 10.34); Calibrated: 2019-10-22;
- Sensor-Surface: 2mm (Mechanical Surface Detection)
- Electronics: DAE4 Sn896; Calibrated: 2019-09-18
- Phantom: SAM 4; Type: SAM; Serial: 1640
- DASY52 52.8.8(1222); SEMCAD X 14.6.10(7331)

Configuration/Body/Area Scan (7x13x1): Measurement grid: dx=15mm, dy=15mm

Info: Interpolated medium parameters used for SAR evaluation.
Maximum value of SAR (measured) = 0.281 W/kg

Configuration/Body/Zoom Scan (5x5x7)/Cube 0: Measurement grid: dx=8mm, dy=8mm, dz=5mm
Reference Value = 11.35 V/m; Power Drift = 0.08 dB
Peak SAR (extrapolated) = 0.367 W/kg
SAR(1 g) = 0.221 W/kg; SAR(10 g) = 0.130 W/kg

Info: Interpolated medium parameters used for SAR evaluation.
Maximum value of SAR (measured) = 0.295 W/kg

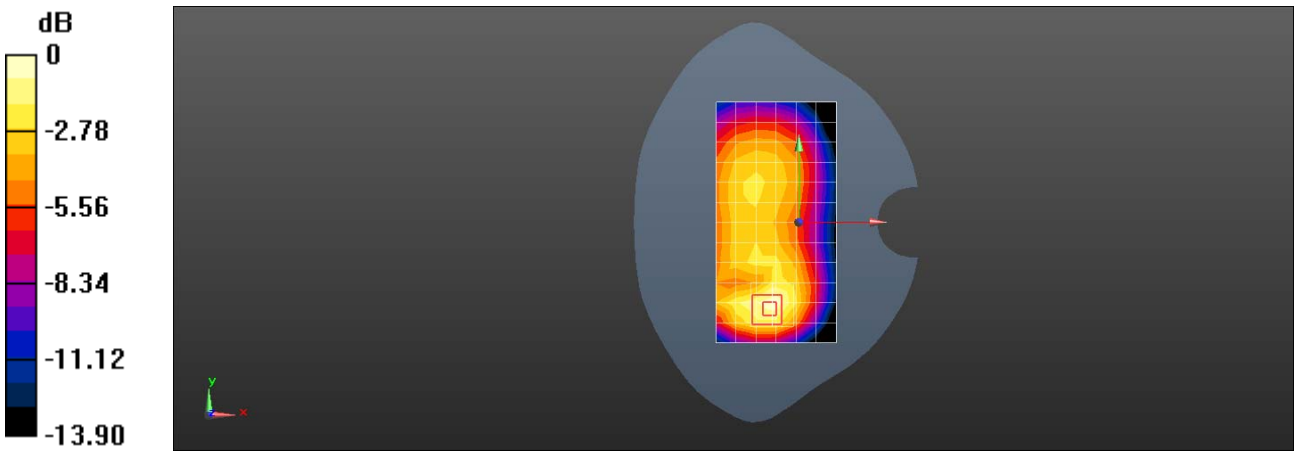

0 dB = 0.295 W/kg = -5.30 dBW/kg

Date: 2020-02-14

Test Laboratory: SGS-SAR Lab

OPPO CPH2009 LTE Band 38 20M QPSK 50RB0 37850CH Right cheek Ant0

DUT: CPH2009; Type: Mobile phone; Serial: 6f93a2d3

Communication System: UID 0, LTE Band 38 20MHz; Frequency: 2580 MHz;Duty Cycle: 1:1.579

Medium: HSL2600;Medium parameters used: f = 2580 MHz; σ = 1.934 S/m; ε_r = 40.251; ρ = 1000 kg/m^3
Phantom section: Right Section

DASY 5 Configuration:

- Probe: EX3DV4 - SN3793; ConvF(6.78, 6.78, 6.78); Calibrated: 2019-03-25;
- Sensor-Surface: 2mm (Mechanical Surface Detection)
- Electronics: DAE4 Sn1267; Calibrated: 2019-12-17
- Phantom: SAM 7; Type: SAM; Serial: 1027
- DASY52 52.8.8(1222); SEMCAD X 14.6.10(7331)

Configuration/Head/Area Scan (9x16x1): Measurement grid: dx=12mm, dy=12mm
Maximum value of SAR (measured) = 1.47 W/kg

Configuration/Head/Zoom Scan (7x7x7)/Cube 0: Measurement grid: dx=5mm, dy=5mm, dz=5mm
Reference Value = 1.088 V/m; Power Drift = -0.03 dB
Peak SAR (extrapolated) = 2.47 W/kg
SAR(1 g) = 0.911 W/kg; SAR(10 g) = 0.376 W/kg
Maximum value of SAR (measured) = 1.60 W/kg



0 dB = 1.60 W/kg = 2.04 dBW/kg

Date: 2020-02-14

Test Laboratory: SGS-SAR Lab

OPPO CPH2009 LTE Band 38 20M QPSK 1RB50 38000CH Back side 15mm Ant0

DUT: CPH2009; Type: Mobile phone; Serial: 4e4accd8

Communication System: UID 0, LTE Band 38 20MHz; Frequency: 2595 MHz;Duty Cycle: 1:1.579

Medium: HSL2600;Medium parameters used: f = 2595 MHz; σ = 1.951 S/m; ε_r = 40.197; ρ = 1000 kg/m^3
Phantom section: Flat Section

DASY 5 Configuration:

- Probe: EX3DV4 - SN3793; ConvF(6.78, 6.78, 6.78); Calibrated: 2019-03-25;
- Sensor-Surface: 2mm (Mechanical Surface Detection)
- Electronics: DAE4 Sn1267; Calibrated: 2019-12-17
- Phantom: SAM 7; Type: SAM; Serial: 1027
- DASY52 52.8.8(1222); SEMCAD X 14.6.10(7331)

Configuration/Body/Area Scan (9x16x1): Measurement grid: dx=12mm, dy=12mm
Maximum value of SAR (measured) = 0.344 W/kg

Configuration/Body/Zoom Scan (7x7x7)/Cube 0: Measurement grid: dx=5mm, dy=5mm, dz=5mm
Reference Value = 6.580 V/m; Power Drift = -0.14 dB
Peak SAR (extrapolated) = 0.496 W/kg
SAR(1 g) = 0.240 W/kg; SAR(10 g) = 0.115 W/kg
Maximum value of SAR (measured) = 0.362 W/kg

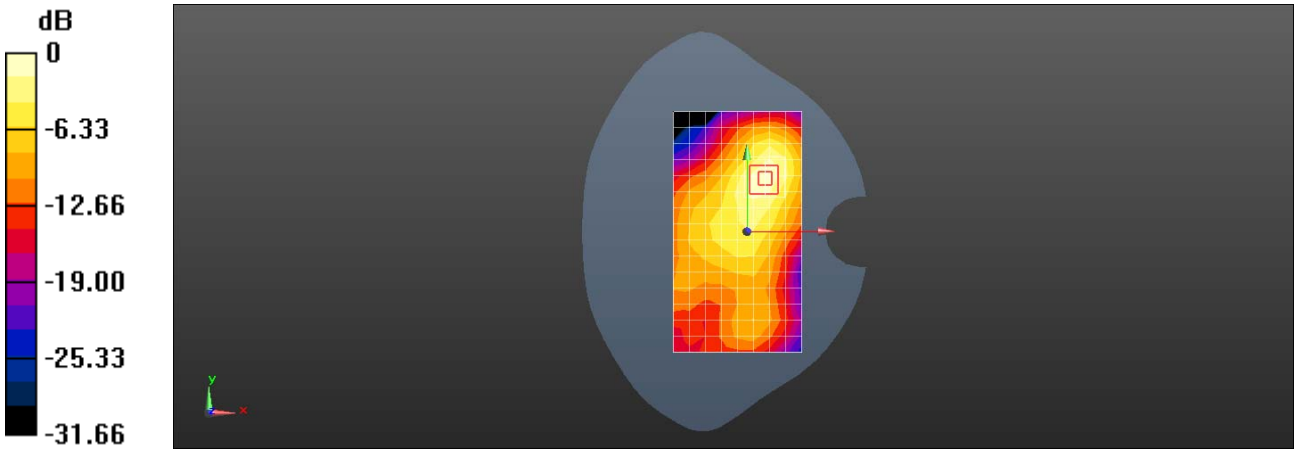

0 dB = 0.362 W/kg = -4.41 dBW/kg

Date: 2020-02-14

Test Laboratory: SGS-SAR Lab

OPPO CPH2009 LTE Band 38 20M QPSK 1RB50 38000CH Left side 10mm Ant0

DUT: CPH2009; Type: Mobile phone; Serial: 4e4accd8

Communication System: UID 0, LTE Band 38 20MHz; Frequency: 2595 MHz;Duty Cycle: 1:1.579

Medium: HSL2600;Medium parameters used: f = 2595 MHz; σ = 1.951 S/m; ε_r = 40.197; ρ = 1000 kg/m^3
Phantom section: Flat Section

DASY 5 Configuration:

- Probe: EX3DV4 - SN3793; ConvF(6.78, 6.78, 6.78); Calibrated: 2019-03-25;
- Sensor-Surface: 2mm (Mechanical Surface Detection)
- Electronics: DAE4 Sn1267; Calibrated: 2019-12-17
- Phantom: SAM 7; Type: SAM; Serial: 1027
- DASY52 52.8.8(1222); SEMCAD X 14.6.10(7331)

Configuration/Body/Area Scan (5x16x1): Measurement grid: dx=12mm, dy=12mm
Maximum value of SAR (measured) = 1.07 W/kg

Configuration/Body/Zoom Scan (7x7x7)/Cube 0: Measurement grid: dx=5mm, dy=5mm, dz=5mm
Reference Value = 12.16 V/m; Power Drift = -0.07 dB
Peak SAR (extrapolated) = 1.48 W/kg
SAR(1 g) = 0.659 W/kg; SAR(10 g) = 0.283 W/kg
Maximum value of SAR (measured) = 1.06 W/kg

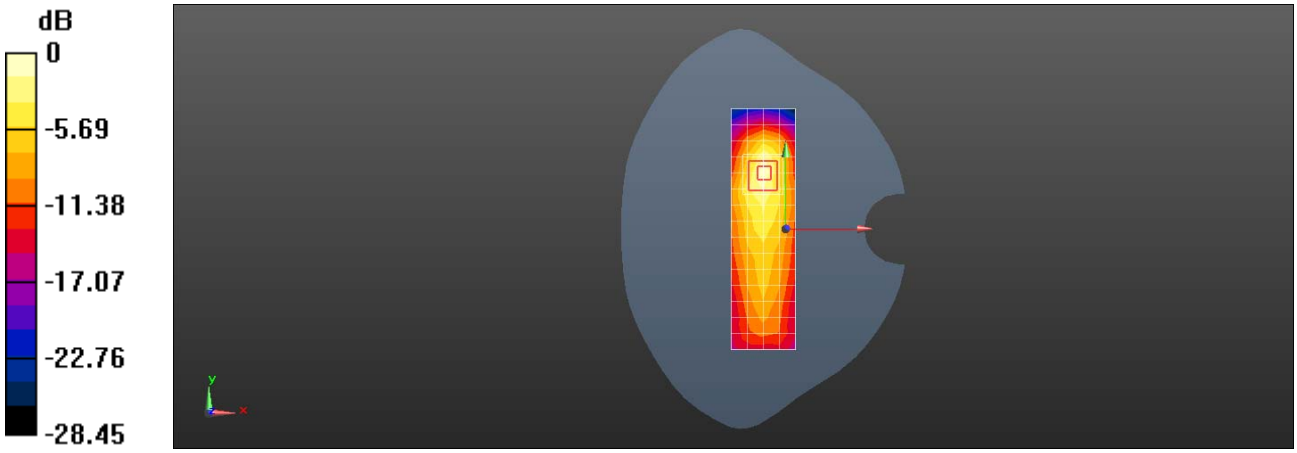

0 dB = 1.06 W/kg = 0.25 dBW/kg

Date: 2020-02-17

Test Laboratory: SGS-SAR Lab

OPPO CPH2009 LTE Band 38 20M QPSK 50RB25 38150CH Right cheek Ant2

DUT: CPH2009; Type: Mobile phone; Serial: 6f93a2d3

Communication System: UID 0, LTE Band 38 20MHz; Frequency: 2610 MHz;Duty Cycle: 1:1.579

Medium: HSL2600;Medium parameters used: f = 2610 MHz; σ = 2.011 S/m; ε_r = 39.349; ρ = 1000 kg/m^3
Phantom section: Right Section

DASY 5 Configuration:

- Probe: EX3DV4 - SN3793; ConvF(6.78, 6.78, 6.78); Calibrated: 2019-03-25;
- Sensor-Surface: 2mm (Mechanical Surface Detection)
- Electronics: DAE4 Sn1267; Calibrated: 2019-12-17
- Phantom: SAM 7; Type: SAM; Serial: 1027
- DASY52 52.8.8(1222); SEMCAD X 14.6.10(7331)

Configuration/Head/Area Scan (9x16x1): Measurement grid: dx=12mm, dy=12mm
Maximum value of SAR (measured) = 1.04 W/kg

Configuration/Head/Zoom Scan (7x7x7)/Cube 0: Measurement grid: dx=5mm, dy=5mm, dz=5mm
Reference Value = 15.49 V/m; Power Drift = -0.16 dB
Peak SAR (extrapolated) = 2.04 W/kg
SAR(1 g) = 0.766 W/kg; SAR(10 g) = 0.303 W/kg
Maximum value of SAR (measured) = 1.27 W/kg



0 dB = 1.27 W/kg = 1.04 dBW/kg

Date: 2020-02-17

Test Laboratory: SGS-SAR Lab

OPPO CPH2009 LTE Band 38 20M QPSK 1RB0 38150CH Back side 15mm Ant2

DUT: CPH2009; Type: Mobile phone; Serial: 4e4accd8

Communication System: UID 0, LTE Band 38 20MHz; Frequency: 2610 MHz;Duty Cycle: 1:1.579

Medium: HSL2600;Medium parameters used: f = 2610 MHz; σ = 2.011 S/m; ε_r = 39.349; ρ = 1000 kg/m^3
Phantom section: Flat Section

DASY 5 Configuration:

- Probe: EX3DV4 - SN3793; ConvF(6.78, 6.78, 6.78); Calibrated: 2019-03-25;
- Sensor-Surface: 2mm (Mechanical Surface Detection)
- Electronics: DAE4 Sn1267; Calibrated: 2019-12-17
- Phantom: SAM 7; Type: SAM; Serial: 1027
- DASY52 52.8.8(1222); SEMCAD X 14.6.10(7331)

Configuration/Body/Area Scan (9x16x1): Measurement grid: dx=12mm, dy=12mm
Maximum value of SAR (measured) = 0.333 W/kg

Configuration/Body/Zoom Scan (7x7x7)/Cube 0: Measurement grid: dx=5mm, dy=5mm, dz=5mm
Reference Value = 0.7960 V/m; Power Drift = 0.00 dB
Peak SAR (extrapolated) = 0.447 W/kg
SAR(1 g) = 0.232 W/kg; SAR(10 g) = 0.121 W/kg
Maximum value of SAR (measured) = 0.334 W/kg

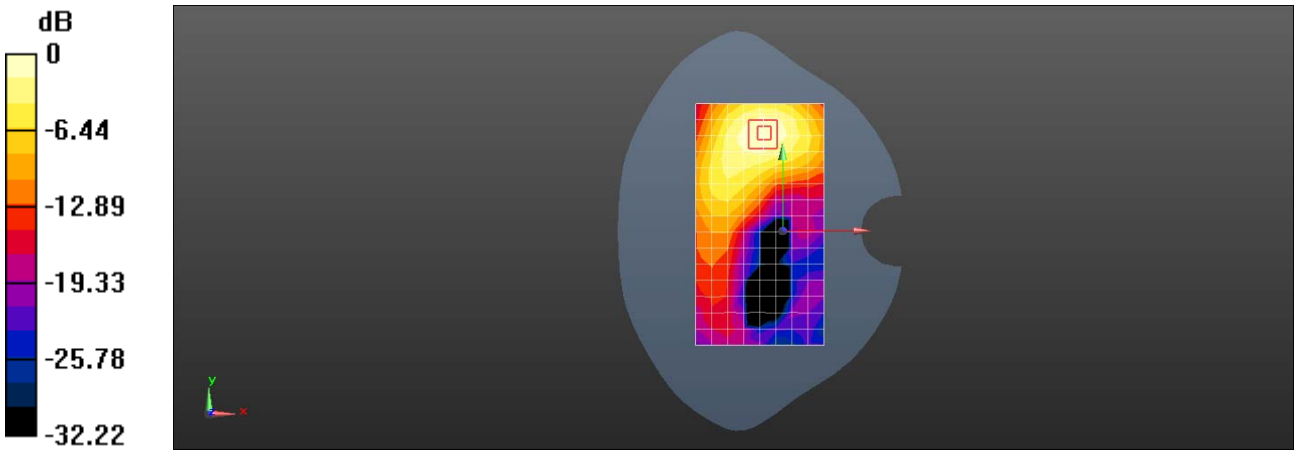

0 dB = 0.334 W/kg = -4.76 dBW/kg

Date: 2020-02-17

Test Laboratory: SGS-SAR Lab

OPPO CPH2009 LTE Band 38 20M QPSK 50RB25 37850CH Top side 10mm Ant2

DUT: CPH2009; Type: Mobile phone; Serial: 4e4accd8

Communication System: UID 0, LTE Band 38 20MHz; Frequency: 2580 MHz;Duty Cycle: 1:1.579

Medium: HSL2600;Medium parameters used: f = 2580 MHz; σ = 1.978 S/m; ε_r = 39.45; ρ = 1000 kg/m^3
Phantom section: Flat Section

DASY 5 Configuration:

- Probe: EX3DV4 - SN3793; ConvF(6.78, 6.78, 6.78); Calibrated: 2019-03-25;
- Sensor-Surface: 2mm (Mechanical Surface Detection)
- Electronics: DAE4 Sn1267; Calibrated: 2019-12-17
- Phantom: SAM 7; Type: SAM; Serial: 1027
- DASY52 52.8.8(1222); SEMCAD X 14.6.10(7331)

Configuration/Body/Area Scan (5x9x1): Measurement grid: dx=12mm, dy=12mm
Maximum value of SAR (measured) = 1.03 W/kg

Configuration/Body/Zoom Scan (7x7x7)/Cube 0: Measurement grid: dx=5mm, dy=5mm, dz=5mm
Reference Value = 19.59 V/m; Power Drift = 0.03 dB
Peak SAR (extrapolated) = 1.86 W/kg
SAR(1 g) = 0.900 W/kg; SAR(10 g) = 0.414 W/kg
Maximum value of SAR (measured) = 1.36 W/kg

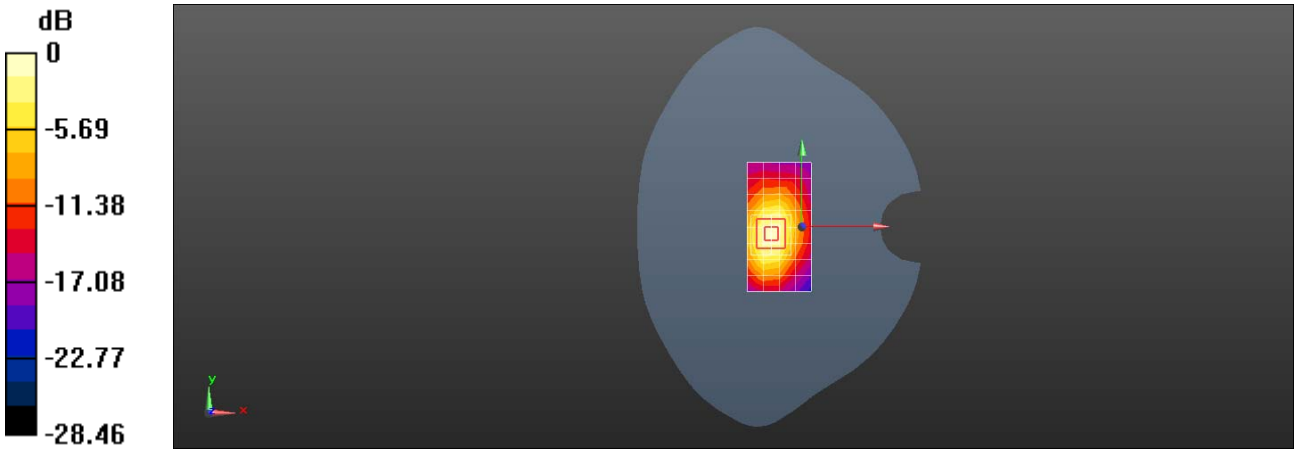

0 dB = 1.36 W/kg = 1.34 dBW/kg

Date: 2020-01-27

Test Laboratory: SGS-SAR Lab

OPPO CPH2009 LTE Band 38 20M QPSK 1RB0 38150CH Right cheek Ant3

DUT: CPH2009; Type: Mobile phone; Serial: 54b71ce7

Communication System: UID 0, LTE Band 38 20MHz; Frequency: 2610 MHz;Duty Cycle: 1:1.579

Medium: HSL2600;Medium parameters used: f = 2610 MHz; σ = 2.004 S/m; ε_r = 39.386; ρ = 1000 kg/m^3
Phantom section: Right Section

DASY 5 Configuration:

- Probe: EX3DV4 - SN3923; ConvF(7.74, 7.74, 7.74); Calibrated: 2019-10-22;
- Sensor-Surface: 2mm (Mechanical Surface Detection)
- Electronics: DAE4 Sn896; Calibrated: 2019-09-18
- Phantom: SAM 3; Type: SAM; Serial: 1912
- DASY52 52.8.8(1222); SEMCAD X 14.6.10(7331)

Configuration/Head/Area Scan (9x16x1): Measurement grid: dx=12mm, dy=12mm
Maximum value of SAR (measured) = 0.440 W/kg

Configuration/Head/Zoom Scan (7x7x7)/Cube 0: Measurement grid: dx=5mm, dy=5mm, dz=5mm
Reference Value = 2.692 V/m; Power Drift = 0.05 dB
Peak SAR (extrapolated) = 0.539 W/kg
SAR(1 g) = 0.289 W/kg; SAR(10 g) = 0.151 W/kg
Maximum value of SAR (measured) = 0.434 W/kg

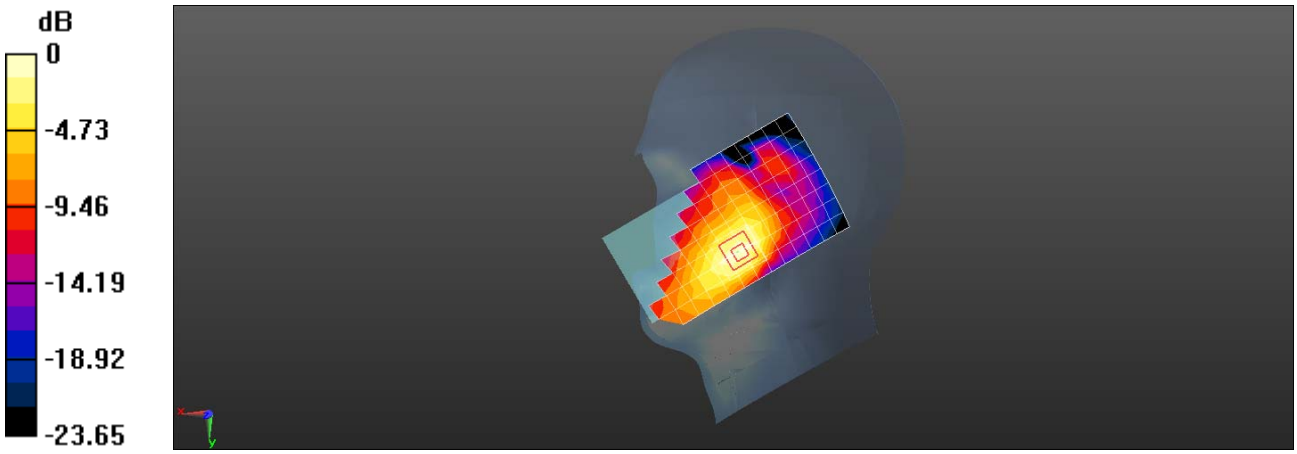

0 dB = 0.434 W/kg = -3.63 dBW/kg

Date: 2020-01-27

Test Laboratory: SGS-SAR Lab

OPPO CPH2009 LTE Band 38 20M QPSK 1RB0 38150CH Front side 15mm Ant3

DUT: CPH2009; Type: Mobile phone; Serial: 54b71ce7

Communication System: UID 0, LTE Band 38 20MHz; Frequency: 2610 MHz;Duty Cycle: 1:1.579

Medium: HSL2600;Medium parameters used: f = 2610 MHz; σ = 2.004 S/m; ε_r = 39.386; ρ = 1000 kg/m^3
Phantom section: Flat Section

DASY 5 Configuration:

- Probe: EX3DV4 - SN3923; ConvF(7.74, 7.74, 7.74); Calibrated: 2019-10-22;
- Sensor-Surface: 2mm (Mechanical Surface Detection)
- Electronics: DAE4 Sn896; Calibrated: 2019-09-18
- Phantom: SAM 3; Type: SAM; Serial: 1912
- DASY52 52.8.8(1222); SEMCAD X 14.6.10(7331)

Configuration/Body/Area Scan (9x16x1): Measurement grid: dx=12mm, dy=12mm
Maximum value of SAR (measured) = 0.248 W/kg

Configuration/Body/Zoom Scan (7x7x7)/Cube 0: Measurement grid: dx=5mm, dy=5mm, dz=5mm
Reference Value = 4.649 V/m; Power Drift = -0.02 dB
Peak SAR (extrapolated) = 0.308 W/kg
SAR(1 g) = 0.162 W/kg; SAR(10 g) = 0.089 W/kg
Maximum value of SAR (measured) = 0.250 W/kg

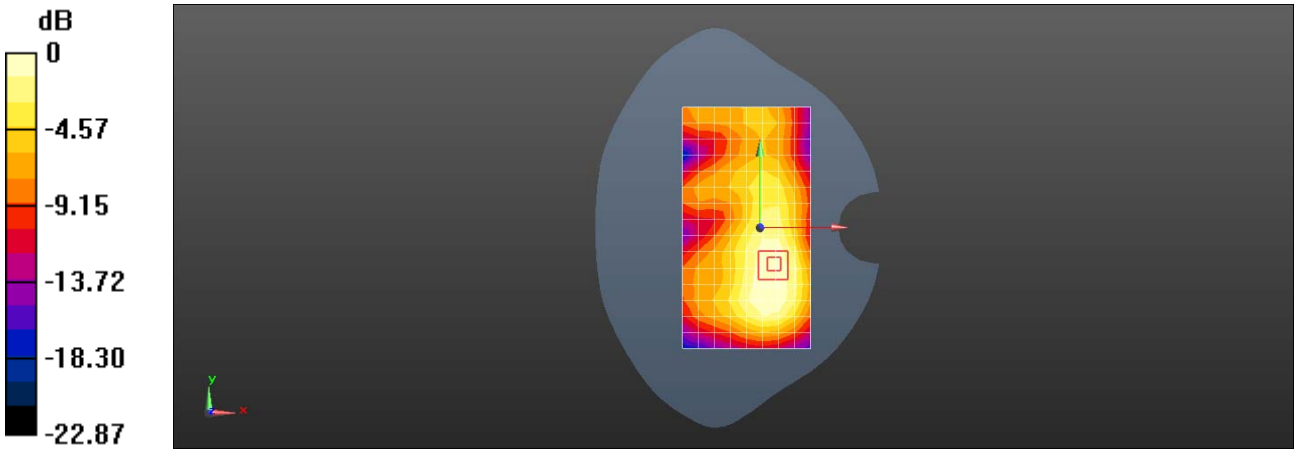

0 dB = 0.250 W/kg = -6.02 dBW/kg

Date: 2020-01-27

Test Laboratory: SGS-SAR Lab

OPPO CPH2009 LTE Band 38 20M QPSK 1RB0 38150CH Right side 10mm Ant3

DUT: CPH2009; Type: Mobile phone; Serial: 4e4accd8

Communication System: UID 0, LTE Band 38 20MHz; Frequency: 2610 MHz;Duty Cycle: 1:1.579

Medium: HSL2600;Medium parameters used: f = 2610 MHz; σ = 2.004 S/m; ε_r = 39.386; ρ = 1000 kg/m^3
Phantom section: Flat Section

DASY 5 Configuration:

- Probe: EX3DV4 - SN3923; ConvF(7.74, 7.74, 7.74); Calibrated: 2019-10-22;
- Sensor-Surface: 2mm (Mechanical Surface Detection)
- Electronics: DAE4 Sn896; Calibrated: 2019-09-18
- Phantom: SAM 3; Type: SAM; Serial: 1912
- DASY52 52.8.8(1222); SEMCAD X 14.6.10(7331)

Configuration/Body/Area Scan (5x16x1): Measurement grid: dx=12mm, dy=12mm
Maximum value of SAR (measured) = 0.887 W/kg

Configuration/Body/Zoom Scan (7x7x7)/Cube 0: Measurement grid: dx=5mm, dy=5mm, dz=5mm
Reference Value = 12.92 V/m; Power Drift = -0.05 dB
Peak SAR (extrapolated) = 1.25 W/kg
SAR(1 g) = 0.594 W/kg; SAR(10 g) = 0.280 W/kg
Maximum value of SAR (measured) = 0.918 W/kg

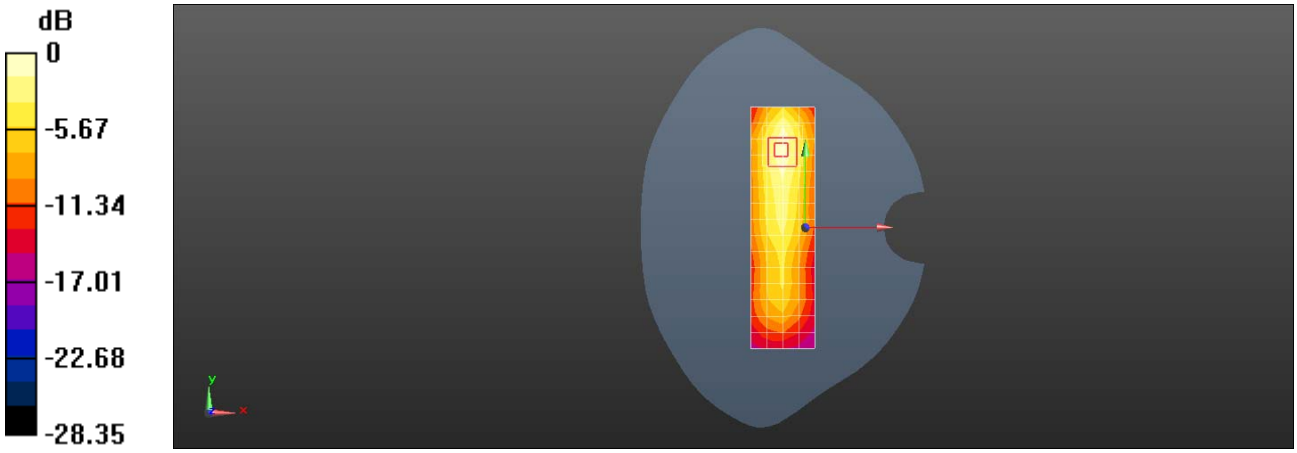

0 dB = 0.918 W/kg = -0.37 dBW/kg

Date: 2020-02-18

Test Laboratory: SGS-SAR Lab

OPPO CPH2009 LTE Band 41 20M QPSK 50RB25 40185CH Right cheek Ant0 Class3

DUT: CPH2009; Type: Mobile phone; Serial: 6f93a2d3

Communication System: UID 0, LTE Band 41 20MHz; Frequency: 2549.5 MHz;Duty Cycle: 1:1

Medium: HSL2600;Medium parameters used (interpolated): f = 2549.5 MHz; σ = 1.967 S/m; ε_r = 37.622; ρ = 1000 kg/m^3
Phantom section: Right Section

DASY 5 Configuration:

- Probe: EX3DV4 - SN3793; ConvF(6.78, 6.78, 6.78); Calibrated: 2019-03-25;
- Sensor-Surface: 2mm (Mechanical Surface Detection)
- Electronics: DAE4 Sn1267; Calibrated: 2019-12-17
- Phantom: SAM 7; Type: SAM; Serial: 1027
- DASY52 52.8.8(1222); SEMCAD X 14.6.10(7331)

Configuration/Head/Area Scan (9x16x1): Measurement grid: dx=12mm, dy=12mm

Info: Interpolated medium parameters used for SAR evaluation.
Maximum value of SAR (measured) = 1.14 W/kg

Configuration/Head/Zoom Scan (7x7x7)/Cube 0: Measurement grid: dx=5mm, dy=5mm, dz=5mm
Reference Value = 2.456 V/m; Power Drift = -0.07 dB
Peak SAR (extrapolated) = 2.45 W/kg
SAR(1 g) = 0.944 W/kg; SAR(10 g) = 0.399 W/kg

Info: Interpolated medium parameters used for SAR evaluation.
Maximum value of SAR (measured) = 1.60 W/kg



0 dB = 1.60 W/kg = 2.04 dBW/kg

Date: 2020-02-18

Test Laboratory: SGS-SAR Lab

OPPO CPH2009 LTE Band 41 20M QPSK 1RB0 40340CH Back side 15mm Ant0 Class3

DUT: CPH2009; Type: Mobile phone; Serial: 6f93a2d3

Communication System: UID 0, LTE Band 41 20MHz; Frequency: 2566 MHz;Duty Cycle: 1:1.579

Medium: HSL2600;Medium parameters used: f = 2566 MHz; σ = 1.986 S/m; ε_r = 37.559; ρ = 1000 kg/m^3
Phantom section: Flat Section

DASY 5 Configuration:

- Probe: EX3DV4 - SN3793; ConvF(6.78, 6.78, 6.78); Calibrated: 2019-03-25;
- Sensor-Surface: 2mm (Mechanical Surface Detection)
- Electronics: DAE4 Sn1267; Calibrated: 2019-12-17
- Phantom: SAM 7; Type: SAM; Serial: 1027
- DASY52 52.8.8(1222); SEMCAD X 14.6.10(7331)

Configuration/Body/Area Scan (9x16x1): Measurement grid: dx=12mm, dy=12mm
Maximum value of SAR (measured) = 0.224 W/kg

Configuration/Body/Zoom Scan (7x7x7)/Cube 0: Measurement grid: dx=5mm, dy=5mm, dz=5mm
Reference Value = 4.615 V/m; Power Drift = 0.12 dB
Peak SAR (extrapolated) = 0.327 W/kg
SAR(1 g) = 0.162 W/kg; SAR(10 g) = 0.077 W/kg
Maximum value of SAR (measured) = 0.238 W/kg

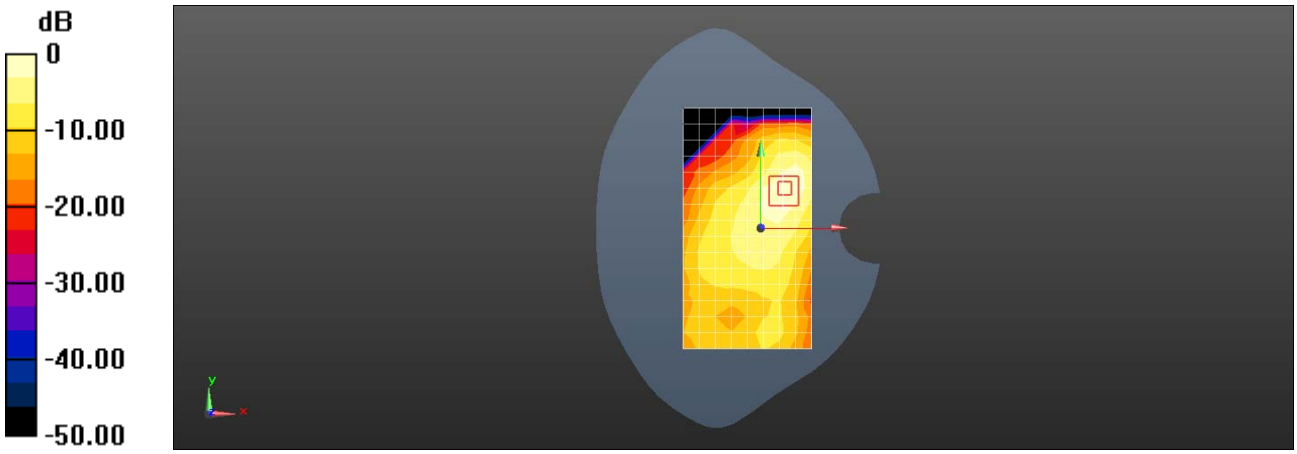

0 dB = 0.238 W/kg = -6.23 dBW/kg

Date: 2020-02-18

Test Laboratory: SGS-SAR Lab

OPPO CPH2009 LTE Band 41 20M QPSK 1RB0 40340CH Left side 10mm Ant0 Class3

DUT: CPH2009; Type: Mobile phone; Serial: 6f93a2d3

Communication System: UID 0, LTE Band 41 20MHz; Frequency: 2566 MHz;Duty Cycle: 1:1.579

Medium: HSL2600;Medium parameters used: f = 2566 MHz; σ = 1.986 S/m; ε_r = 37.559; ρ = 1000 kg/m^3
Phantom section: Flat Section

DASY 5 Configuration:

- Probe: EX3DV4 - SN3793; ConvF(6.78, 6.78, 6.78); Calibrated: 2019-03-25;
- Sensor-Surface: 2mm (Mechanical Surface Detection)
- Electronics: DAE4 Sn1267; Calibrated: 2019-12-17
- Phantom: SAM 7; Type: SAM; Serial: 1027
- DASY52 52.8.8(1222); SEMCAD X 14.6.10(7331)

Configuration/Body/Area Scan (5x8x1): Measurement grid: dx=12mm, dy=12mm
Maximum value of SAR (measured) = 0.667 W/kg

Configuration/Body/Zoom Scan (7x7x7)/Cube 0: Measurement grid: dx=5mm, dy=5mm, dz=5mm
Reference Value = 8.295 V/m; Power Drift = 0.06 dB
Peak SAR (extrapolated) = 0.951 W/kg
SAR(1 g) = 0.431 W/kg; SAR(10 g) = 0.186 W/kg
Maximum value of SAR (measured) = 0.697 W/kg

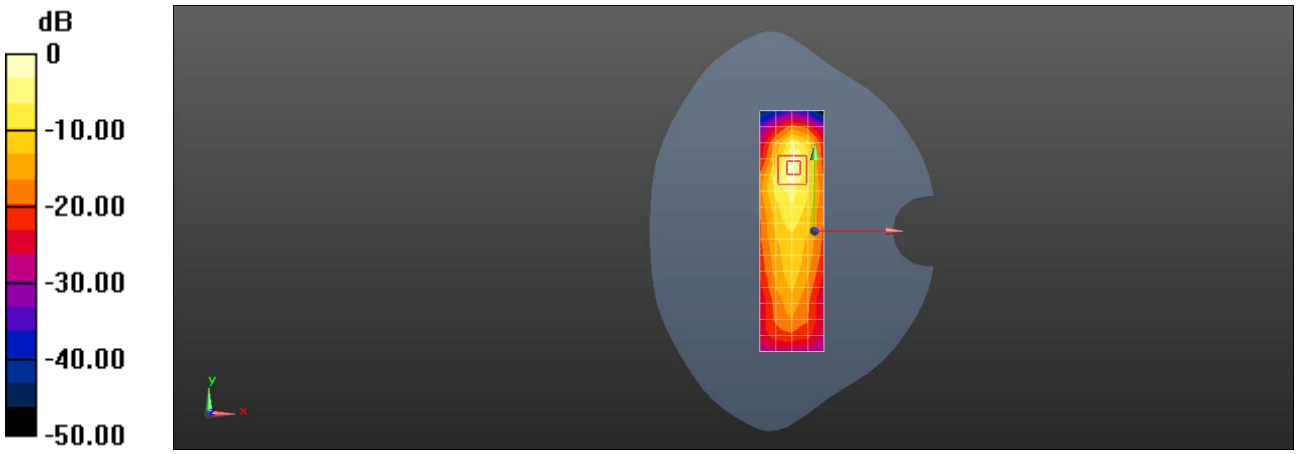

0 dB = 0.697 W/kg = -1.57 dBW/kg

Date: 2020-02-18

Test Laboratory: SGS-SAR Lab

OPPO CPH2009 LTE Band 41 20M QPSK 50RB25 39750CH Right tilted Ant2 Class3

DUT: CPH2009; Type: Mobile phone; Serial: 6f93a2d3

Communication System: UID 0, LTE Band 41 20MHz; Frequency: 2506 MHz;Duty Cycle: 1:1.579

Medium: HSL2600;Medium parameters used: f = 2506 MHz; σ = 1.917 S/m; ε_r = 37.759; ρ = 1000 kg/m^3
Phantom section: Right Section

DASY 5 Configuration:

- Probe: EX3DV4 - SN3793; ConvF(6.78, 6.78, 6.78); Calibrated: 2019-03-25;
- Sensor-Surface: 2mm (Mechanical Surface Detection)
- Electronics: DAE4 Sn1267; Calibrated: 2019-12-17
- Phantom: SAM 7; Type: SAM; Serial: 1027
- DASY52 52.8.8(1222); SEMCAD X 14.6.10(7331)

Configuration/Head/Area Scan (7x7x1): Measurement grid: dx=12mm, dy=12mm
Maximum value of SAR (measured) = 1.77 W/kg

Configuration/Head/Zoom Scan (5x5x7)/Cube 0: Measurement grid: dx=5mm, dy=5mm, dz=5mm
Reference Value = 17.91 V/m; Power Drift = -0.02 dB
Peak SAR (extrapolated) = 2.55 W/kg
SAR(1 g) = 0.961 W/kg; SAR(10 g) = 0.376 W/kg
Maximum value of SAR (measured) = 1.74 W/kg



0 dB = 1.74 W/kg = 2.41 dBW/kg

Date: 2020-02-18

Test Laboratory: SGS-SAR Lab

OPPO CPH2009 LTE Band 41 20M QPSK 1RB0 40873CH Back side 15mm Ant2 Class3

DUT: CPH2009; Type: Mobile phone; Serial: 6f93a2d3

Communication System: UID 0, LTE Band 41 20MHz; Frequency: 2618.3 MHz;Duty Cycle: 1:1.579

Medium: HSL2600;Medium parameters used (interpolated): f = 2618.3 MHz; σ = 2.045 S/m; ε_r = 37.396; ρ = 1000 kg/m^3
Phantom section: Flat Section

DASY 5 Configuration:

- Probe: EX3DV4 - SN3793; ConvF(6.78, 6.78, 6.78); Calibrated: 2019-03-25;
- Sensor-Surface: 2mm (Mechanical Surface Detection)
- Electronics: DAE4 Sn1267; Calibrated: 2019-12-17
- Phantom: SAM 7; Type: SAM; Serial: 1027
- DASY52 52.8.8(1222); SEMCAD X 14.6.10(7331)

Configuration/Body/Area Scan (9x16x1): Measurement grid: dx=12mm, dy=12mm

Info: Interpolated medium parameters used for SAR evaluation.
Maximum value of SAR (measured) = 0.246 W/kg

Configuration/Body/Zoom Scan (7x7x7)/Cube 0: Measurement grid: dx=5mm, dy=5mm, dz=5mm
Reference Value = 1.417 V/m; Power Drift = 0.06 dB
Peak SAR (extrapolated) = 0.353 W/kg
SAR(1 g) = 0.182 W/kg; SAR(10 g) = 0.093 W/kg

Info: Interpolated medium parameters used for SAR evaluation.
Maximum value of SAR (measured) = 0.265 W/kg

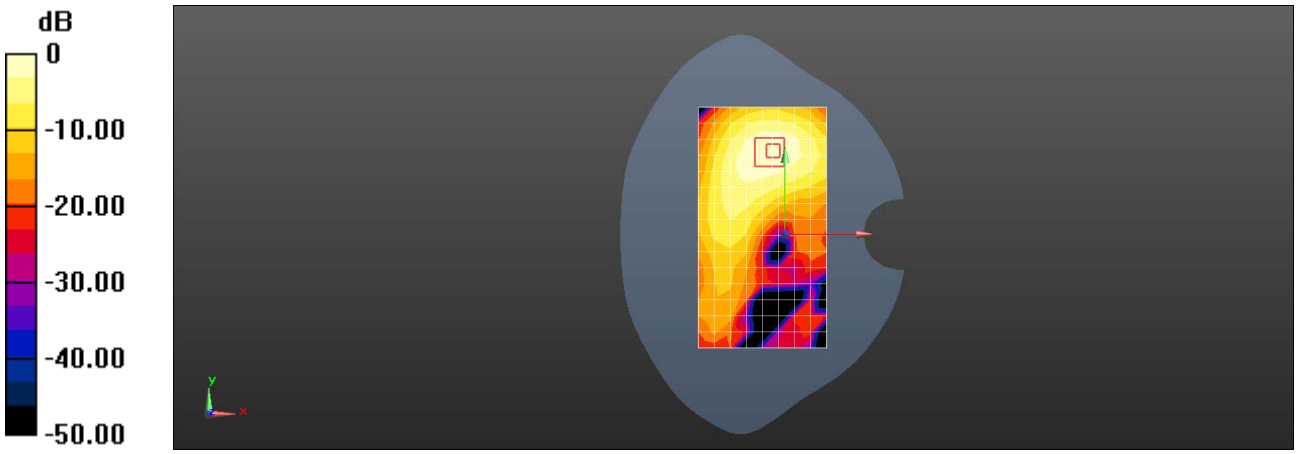

0 dB = 0.265 W/kg = -5.77 dBW/kg

Date: 2020-02-18

Test Laboratory: SGS-SAR Lab

OPPO CPH2009 LTE Band 41 20M QPSK 1RB0 41055CH Top side 10mm Ant2 Class3

DUT: CPH2009; Type: Mobile phone; Serial: 6f93a2d3

Communication System: UID 0,LTE Band 41 20MHz; Frequency: 2636.5 MHz;Duty Cycle: 1:1.579

Medium: HSL2600;Medium parameters used (interpolated): f = 2636.5 MHz; σ = 2.078 S/m; ε_r = 37.312; ρ = 1000 kg/m^3
Phantom section: Flat Section

DASY 5 Configuration:

- Probe: EX3DV4 - SN3793; ConvF(6.78, 6.78, 6.78); Calibrated: 2019-03-25;
- Sensor-Surface: 2mm (Mechanical Surface Detection)
- Electronics: DAE4 Sn1267; Calibrated: 2019-12-17
- Phantom: SAM 7; Type: SAM; Serial: 1027
- DASY52 52.8.8(1222); SEMCAD X 14.6.10(7331)

Configuration/Body/Area Scan (5x9x1): Measurement grid: dx=12mm, dy=12mm

Info: Interpolated medium parameters used for SAR evaluation.
Maximum value of SAR (measured) = 0.926 W/kg

Configuration/Body/Zoom Scan (7x7x7)/Cube 0: Measurement grid: dx=5mm, dy=5mm, dz=5mm
Reference Value = 18.42 V/m; Power Drift = 0.02 dB
Peak SAR (extrapolated) = 1.18 W/kg
SAR(1 g) = 0.580 W/kg; SAR(10 g) = 0.269 W/kg

Info: Interpolated medium parameters used for SAR evaluation.
Maximum value of SAR (measured) = 0.872 W/kg

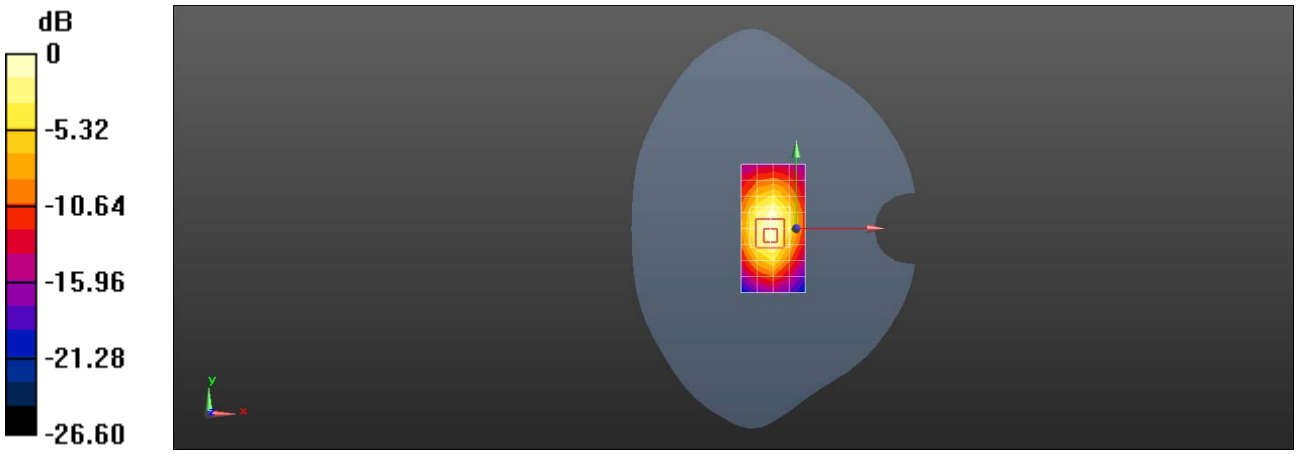

0 dB = 0.872 W/kg = -0.59 dBW/kg

Date: 2020-01-27

Test Laboratory: SGS-SAR Lab

OPPO CPH2009 LTE Band 41 20M QPSK 1RB0 40620CH Right cheek Ant3 Class3

DUT: CPH2009; Type: Mobile phone; Serial: 54b71ce7

Communication System: UID 0, LTE Band 7 20MHz ; Frequency: 2591.7 MHz;Duty Cycle: 1:1.579

Medium: HSL2600;Medium parameters used: f = 2592 MHz; σ = 1.986 S/m; ε_r = 39.455; ρ = 1000 kg/m^3
Phantom section: Right Section

DASY 5 Configuration:

- Probe: EX3DV4 - SN3923; ConvF(7.74, 7.74, 7.74); Calibrated: 2019-10-22;
- Sensor-Surface: 2mm (Mechanical Surface Detection)
- Electronics: DAE4 Sn896; Calibrated: 2019-09-18
- Phantom: SAM 3; Type: SAM; Serial: 1912
- DASY52 52.8.8(1222); SEMCAD X 14.6.10(7331)

Configuration/Head/Area Scan (9x16x1): Measurement grid: dx=12mm, dy=12mm
Maximum value of SAR (measured) = 0.381 W/kg

Configuration/Head/Zoom Scan (7x7x7)/Cube 0: Measurement grid: dx=5mm, dy=5mm, dz=5mm
Reference Value = 2.832 V/m; Power Drift = 0.07 dB
Peak SAR (extrapolated) = 0.501 W/kg
SAR(1 g) = 0.268 W/kg; SAR(10 g) = 0.138 W/kg
Maximum value of SAR (measured) = 0.416 W/kg

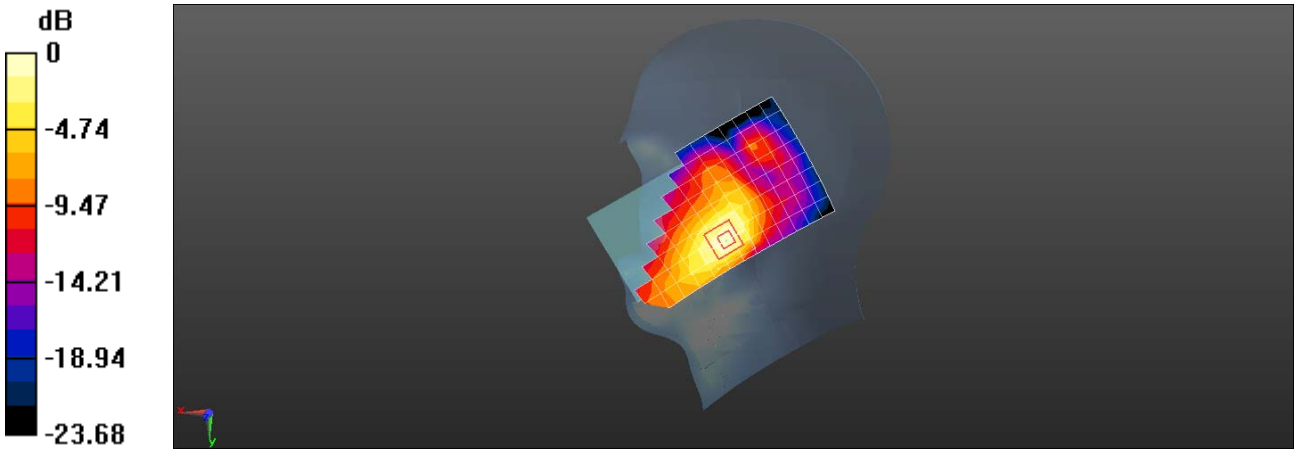

0 dB = 0.416 W/kg = -3.81 dBW/kg

Date: 2020-01-27

Test Laboratory: SGS-SAR Lab

OPPO CPH2009 LTE Band 41 20M QPSK 1RB0 40185CH Front side with Battery 2 15mm Ant3

DUT: CPH2009; Type: Mobile phone; Serial: 6f93a2d3

Communication System: UID 0, LTE Band 41 20MHz; Frequency: 2549.5 MHz;Duty Cycle: 1:1.579

Medium: HSL2600;Medium parameters used (interpolated): f = 2549.5 MHz; σ = 1.923 S/m; ε_r = 39.586; ρ = 1000 kg/m^3
Phantom section: Flat Section

DASY 5 Configuration:

- Probe: EX3DV4 - SN3923; ConvF(7.74, 7.74, 7.74); Calibrated: 2019-10-22;
- Sensor-Surface: 2mm (Mechanical Surface Detection)
- Electronics: DAE4 Sn896; Calibrated: 2019-09-18
- Phantom: SAM 3; Type: SAM; Serial: 1912
- DASY52 52.8.8(1222); SEMCAD X 14.6.10(7331)

Configuration/Body/Area Scan (9x8x1): Measurement grid: dx=12mm, dy=12mm

Info: Interpolated medium parameters used for SAR evaluation.
Maximum value of SAR (measured) = 0.270 W/kg

Configuration/Body/Zoom Scan (7x7x7)/Cube 0: Measurement grid: dx=5mm, dy=5mm, dz=5mm
Reference Value = 6.103 V/m; Power Drift = 0.15 dB
Peak SAR (extrapolated) = 0.368 W/kg
SAR(1 g) = 0.189 W/kg; SAR(10 g) = 0.103 W/kg

Info: Interpolated medium parameters used for SAR evaluation.
Maximum value of SAR (measured) = 0.269 W/kg

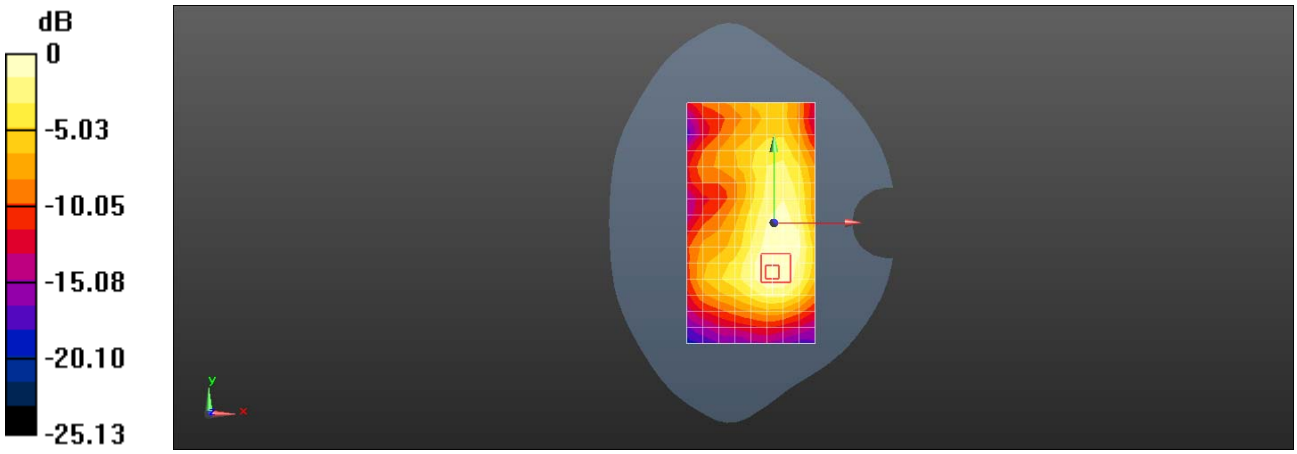

0 dB = 0.269 W/kg = -5.70 dBW/kg

Date: 2020-01-27

Test Laboratory: SGS-SAR Lab

OPPO CPH2009 LTE Band 41 20M QPSK 1RB0 40620CH Right side 10mm Ant3 Class3

DUT: CPH2009; Type: Mobile phone; Serial: 6f93a2d3

Communication System: UID 0, LTE Band 41 20MHz; Frequency: 2591.7 MHz;Duty Cycle: 1:1.579

Medium: HSL2600;Medium parameters used: f = 2592 MHz; σ = 1.986 S/m; ε_r = 39.455; ρ = 1000 kg/m^3
Phantom section: Flat Section

DASY 5 Configuration:

- Probe: EX3DV4 - SN3923; ConvF(7.74, 7.74, 7.74); Calibrated: 2019-10-22;
- Sensor-Surface: 2mm (Mechanical Surface Detection)
- Electronics: DAE4 Sn896; Calibrated: 2019-09-18
- Phantom: SAM 3; Type: SAM; Serial: 1912
- DASY52 52.8.8(1222); SEMCAD X 14.6.10(7331)

Configuration/Body/Area Scan (6x16x1): Measurement grid: dx=12mm, dy=12mm
Maximum value of SAR (measured) = 1.21 W/kg

Configuration/Body/Zoom Scan (7x7x7)/Cube 0: Measurement grid: dx=5mm, dy=5mm, dz=5mm
Reference Value = 13.51 V/m; Power Drift = -0.02 dB
Peak SAR (extrapolated) = 1.61 W/kg
SAR(1 g) = 0.767 W/kg; SAR(10 g) = 0.334 W/kg
Maximum value of SAR (measured) = 1.18 W/kg

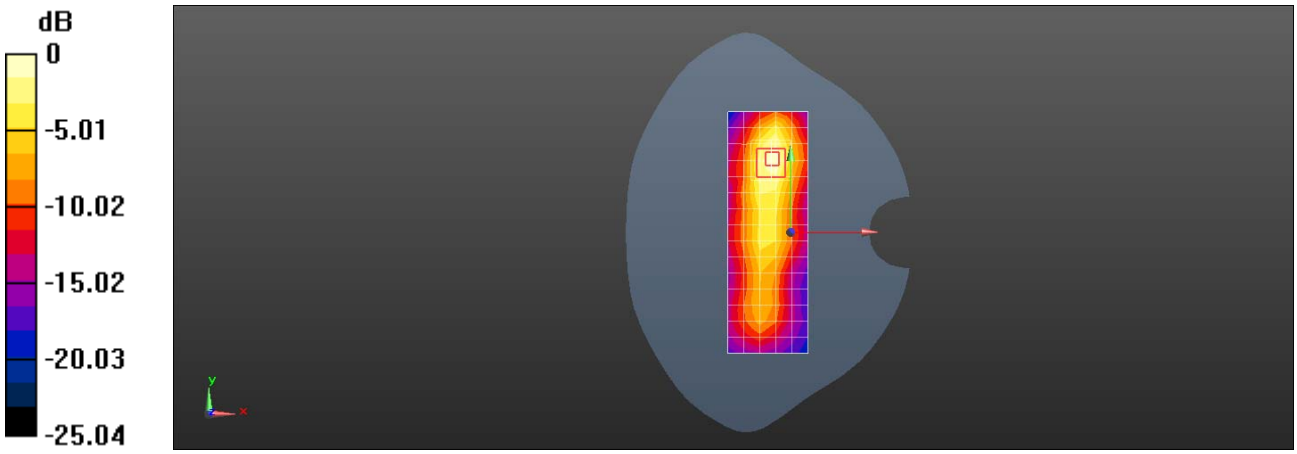

0 dB = 1.18 W/kg = 0.72 dBW/kg

Date: 2020-01-19

Test Laboratory: SGS-SAR Lab

OPPO CPH2009 LTE Band 66 20M QPSK 1RB0 132572CH Right tilted Ant2

DUT: CPH2009; Type: Mobile phone; Serial: 54b71ce7

Communication System: UID 0, LTE-FDD BW 20MHz (0); Frequency: 1770 MHz;Duty Cycle: 1:1

Medium: HSL1750;Medium parameters used: f = 1770 MHz; σ = 1.355 S/m; ε_r = 39.506; ρ = 1000 kg/m^3
Phantom section: Right Section

DASY 5 Configuration:

- Probe: EX3DV4 - SN3982; ConvF(8.8, 8.8, 8.8); Calibrated: 2019-09-11;
- Sensor-Surface: 2mm (Mechanical Surface Detection)
- Electronics: DAE4 Sn896; Calibrated: 2019-09-18
- Phantom: SAM 3; Type: SAM; Serial: 1912
- DASY52 52.8.8(1222); SEMCAD X 14.6.10(7331)

Configuration/Head/Area Scan (7x14x1): Measurement grid: dx=15mm, dy=15mm
Maximum value of SAR (measured) = 0.947 W/kg

Configuration/Head/Zoom Scan (5x5x7)/Cube 0: Measurement grid: dx=8mm, dy=8mm, dz=5mm
Reference Value = 22.20 V/m; Power Drift = 0.10 dB
Peak SAR (extrapolated) = 1.47 W/kg
SAR(1 g) = 0.720 W/kg; SAR(10 g) = 0.331 W/kg
Maximum value of SAR (measured) = 1.10 W/kg



0 dB = 1.10 W/kg = 0.41 dBW/kg

Date: 2020-01-19

Test Laboratory: SGS-SAR Lab

OPPO CPH2009 LTE Band 66 20M QPSK 50RB25 132072CH Back side 15mm Ant2

DUT: CPH2009; Type: Mobile phone; Serial: 54b71ce7

Communication System: UID 0, LTE-FDD BW 20MHz (0); Frequency: 1720 MHz;Duty Cycle: 1:1

Medium: HSL1750;Medium parameters used: f = 1720 MHz; σ = 1.301 S/m; ε_r = 39.648; ρ = 1000 kg/m^3
Phantom section: Flat Section

DASY 5 Configuration:

- Probe: EX3DV4 - SN3982; ConvF(8.8, 8.8, 8.8); Calibrated: 2019-09-11;
- Sensor-Surface: 2mm (Mechanical Surface Detection)
- Electronics: DAE4 Sn896; Calibrated: 2019-09-18
- Phantom: SAM 3; Type: SAM; Serial: 1912
- DASY52 52.8.8(1222); SEMCAD X 14.6.10(7331)

Configuration/Body/Area Scan (7x13x1): Measurement grid: dx=15mm, dy=15mm
Maximum value of SAR (measured) = 0.204 W/kg

Configuration/Body/Zoom Scan (5x5x7)/Cube 0: Measurement grid: dx=8mm, dy=8mm, dz=5mm
Reference Value = 5.110 V/m; Power Drift = 0.10 dB
Peak SAR (extrapolated) = 0.255 W/kg
SAR(1 g) = 0.158 W/kg; SAR(10 g) = 0.093 W/kg
Maximum value of SAR (measured) = 0.210 W/kg

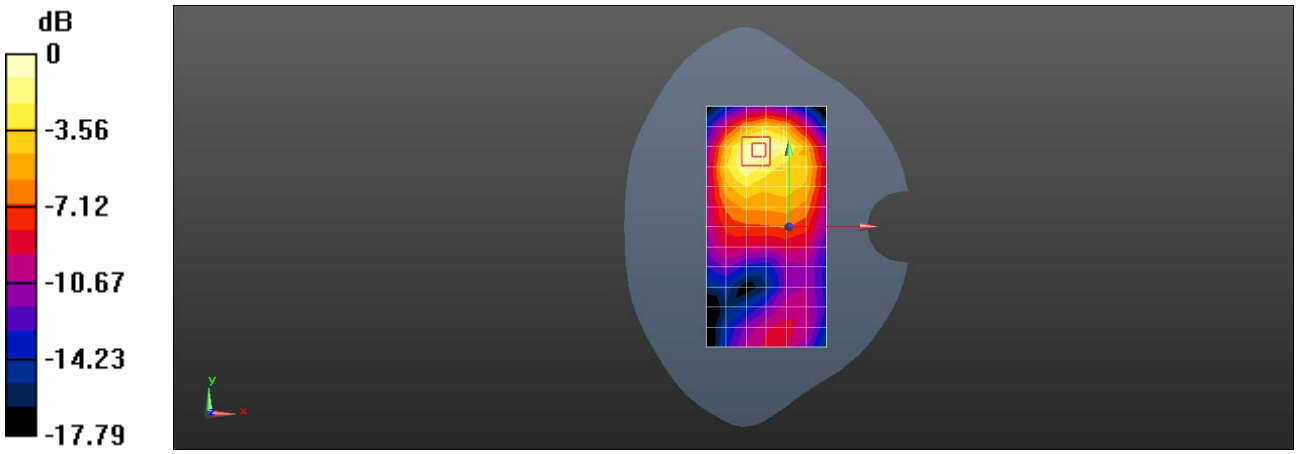

0 dB = 0.210 W/kg = -6.78 dBW/kg

Date: 2020-01-19

Test Laboratory: SGS-SAR Lab

OPPO CPH2009 LTE Band 66 20M QPSK 50RB25 132072CH Top side 10mm Ant2

DUT: CPH2009; Type: Mobile phone; Serial: 54b71ce7

Communication System: UID 0, LTE-FDD BW 20MHz (0); Frequency: 1720 MHz;Duty Cycle: 1:1

Medium: HSL1750;Medium parameters used: f = 1720 MHz; σ = 1.301 S/m; ε_r = 39.648; ρ = 1000 kg/m^3
Phantom section: Flat Section

DASY 5 Configuration:

- Probe: EX3DV4 - SN3982; ConvF(8.8, 8.8, 8.8); Calibrated: 2019-09-11;
- Sensor-Surface: 2mm (Mechanical Surface Detection)
- Electronics: DAE4 Sn896; Calibrated: 2019-09-18
- Phantom: SAM 3; Type: SAM; Serial: 1912
- DASY52 52.8.8(1222); SEMCAD X 14.6.10(7331)

Configuration/Body/Area Scan (5x7x1): Measurement grid: dx=15mm, dy=15mm
Maximum value of SAR (measured) = 0.436 W/kg

Configuration/Body/Zoom Scan (5x5x7)/Cube 0: Measurement grid: dx=8mm, dy=8mm, dz=5mm
Reference Value = 13.14 V/m; Power Drift = -0.05 dB
Peak SAR (extrapolated) = 0.686 W/kg
SAR(1 g) = 0.408 W/kg; SAR(10 g) = 0.218 W/kg
Maximum value of SAR (measured) = 0.560 W/kg

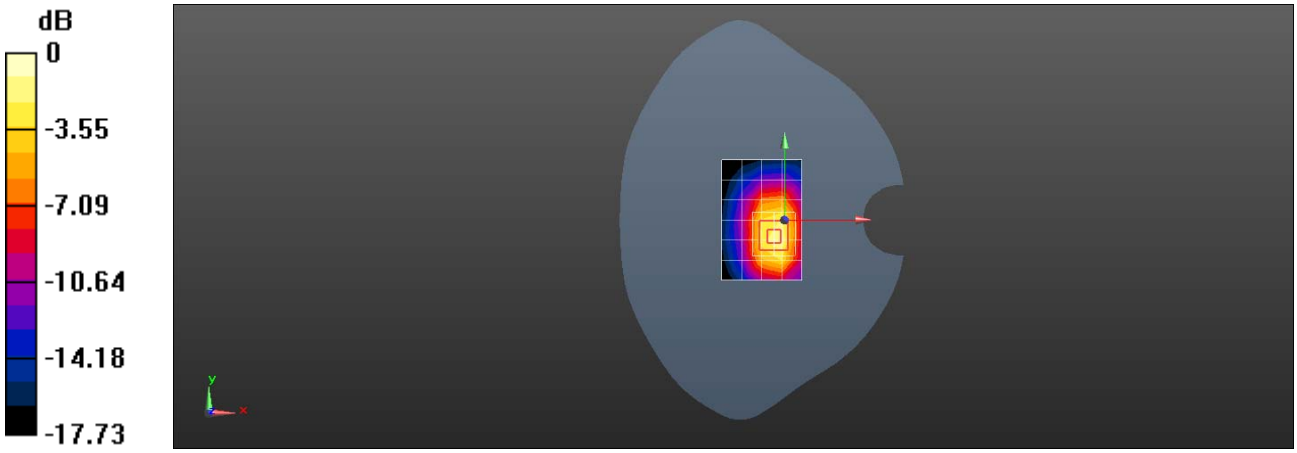

0 dB = 0.560 W/kg = -2.52 dBW/kg

Date: 2020-01-18

Test Laboratory: SGS-SAR Lab

OPPO CPH2009 LTE Band 66 20M QPSK 1RB0 132072CH Right cheek Ant3

DUT: CPH2009; Type: Mobile phone; Serial: 54b71ce7

Communication System: UID 0, LTE-FDD BW 20MHz (0); Frequency: 1720 MHz;Duty Cycle: 1:1

Medium: HSL1750;Medium parameters used: f = 1720 MHz; σ = 1.287 S/m; ε_r = 40.541; ρ = 1000 kg/m^3
Phantom section: Right Section

DASY 5 Configuration:

- Probe: EX3DV4 - SN3982; ConvF(8.8, 8.8, 8.8); Calibrated: 2019-09-11;
- Sensor-Surface: 2mm (Mechanical Surface Detection)
- Electronics: DAE4 Sn896; Calibrated: 2019-09-18
- Phantom: SAM 3; Type: SAM; Serial: 1912
- DASY52 52.8.8(1222); SEMCAD X 14.6.10(7331)

Configuration/Head/Area Scan (7x13x1): Measurement grid: dx=15mm, dy=15mm
Maximum value of SAR (measured) = 0.0922 W/kg

Configuration/Head/Zoom Scan (5x5x7)/Cube 0: Measurement grid: dx=8mm, dy=8mm, dz=5mm
Reference Value = 26.26 V/m; Power Drift = -0.01 dB
Peak SAR (extrapolated) = 0.118 W/kg
SAR(1 g) = 0.082 W/kg; SAR(10 g) = 0.055 W/kg
Maximum value of SAR (measured) = 0.101 W/kg

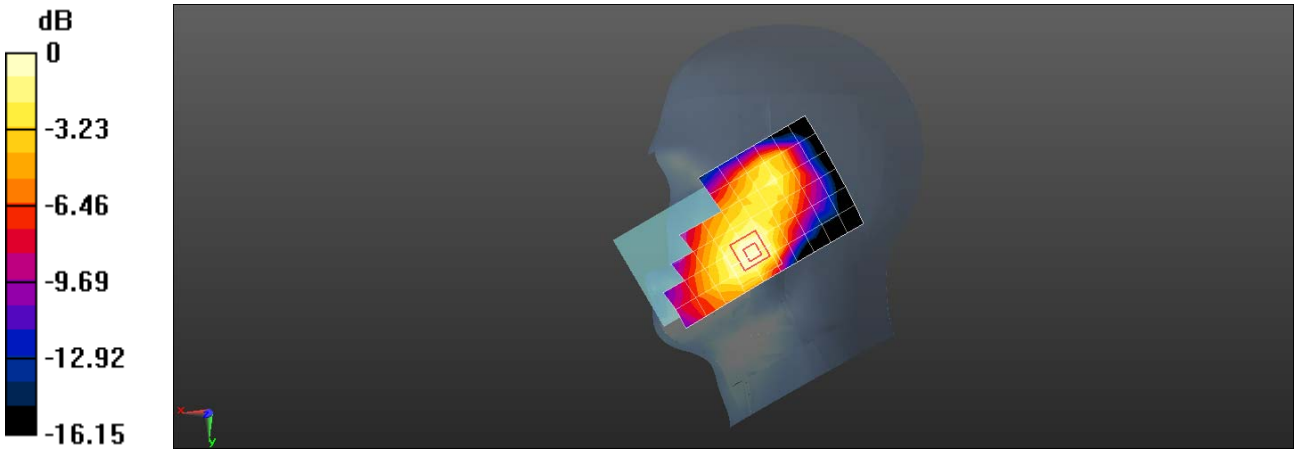

0 dB = 0.101 W/kg = -9.96 dBW/kg

Date: 2020-01-18

Test Laboratory: SGS-SAR Lab

OPPO CPH2009 LTE Band 66 20M QPSK 1RB0 132072CH Back side 15mm Ant3

DUT: CPH2009; Type: Mobile phone; Serial: 54b71ce7

Communication System: UID 0, LTE-FDD BW 20MHz (0); Frequency: 1720 MHz;Duty Cycle: 1:1

Medium: HSL1750;Medium parameters used: f = 1720 MHz; σ = 1.287 S/m; ε_r = 40.541; ρ = 1000 kg/m^3
Phantom section: Flat Section

DASY 5 Configuration:

- Probe: EX3DV4 - SN3982; ConvF(8.8, 8.8, 8.8); Calibrated: 2019-09-11;
- Sensor-Surface: 2mm (Mechanical Surface Detection)
- Electronics: DAE4 Sn896; Calibrated: 2019-09-18
- Phantom: SAM 3; Type: SAM; Serial: 1912
- DASY52 52.8.8(1222); SEMCAD X 14.6.10(7331)

Configuration/Body/Area Scan (8x13x1): Measurement grid: dx=15mm, dy=15mm
Maximum value of SAR (measured) = 0.0960 W/kg

Configuration/Body/Zoom Scan (5x5x7)/Cube 0: Measurement grid: dx=8mm, dy=8mm, dz=5mm
Reference Value = 6.136 V/m; Power Drift = 0.09 dB
Peak SAR (extrapolated) = 0.116 W/kg
SAR(1 g) = 0.079 W/kg; SAR(10 g) = 0.054 W/kg
Maximum value of SAR (measured) = 0.0984 W/kg

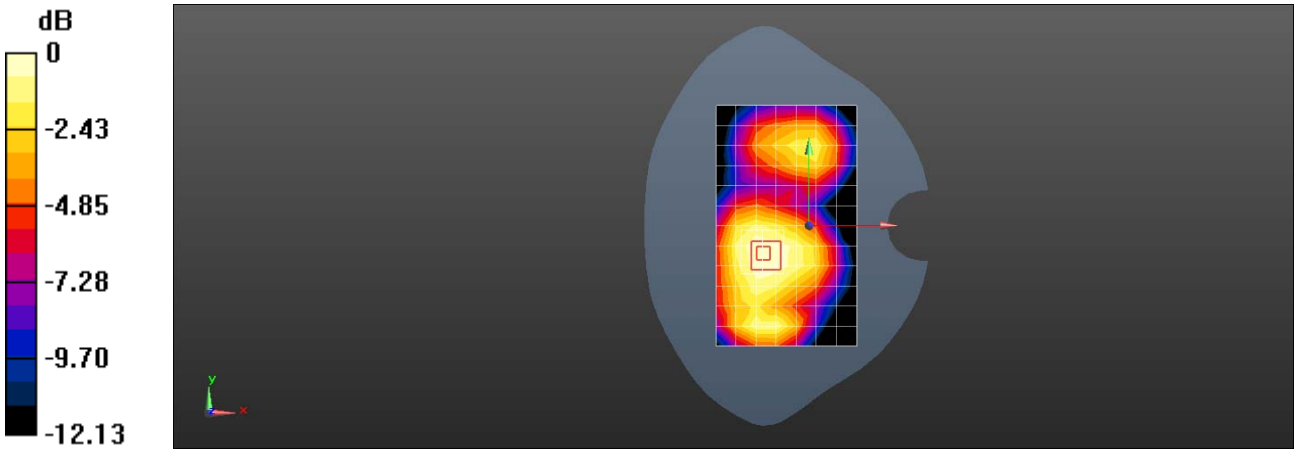

0 dB = 0.0984 W/kg = -10.07 dBW/kg

Date: 2020-01-18

Test Laboratory: SGS-SAR Lab

OPPO CPH2009 LTE Band 66 20M QPSK 1RB0 132072CH Bottom side 10mm Ant3

DUT: CPH2009; Type: Mobile phone; Serial: 54b71ce7

Communication System: UID 0, LTE-FDD BW 20MHz (0); Frequency: 1720 MHz;Duty Cycle: 1:1

Medium: HSL1750;Medium parameters used: f = 1720 MHz; σ = 1.287 S/m; ε_r = 40.541; ρ = 1000 kg/m^3
Phantom section: Flat Section

DASY 5 Configuration:

- Probe: EX3DV4 - SN3982; ConvF(8.8, 8.8, 8.8); Calibrated: 2019-09-11;
- Sensor-Surface: 2mm (Mechanical Surface Detection)
- Electronics: DAE4 Sn896; Calibrated: 2019-09-18
- Phantom: SAM 3; Type: SAM; Serial: 1912
- DASY52 52.8.8(1222); SEMCAD X 14.6.10(7331)

Configuration/Body/Area Scan (5x7x1): Measurement grid: dx=15mm, dy=15mm
Maximum value of SAR (measured) = 0.159 W/kg

Configuration/Body/Zoom Scan (5x5x7)/Cube 0: Measurement grid: dx=8mm, dy=8mm, dz=5mm
Reference Value = 9.216 V/m; Power Drift = -0.13 dB
Peak SAR (extrapolated) = 0.209 W/kg
SAR(1 g) = 0.118 W/kg; SAR(10 g) = 0.063 W/kg
Maximum value of SAR (measured) = 0.167 W/kg

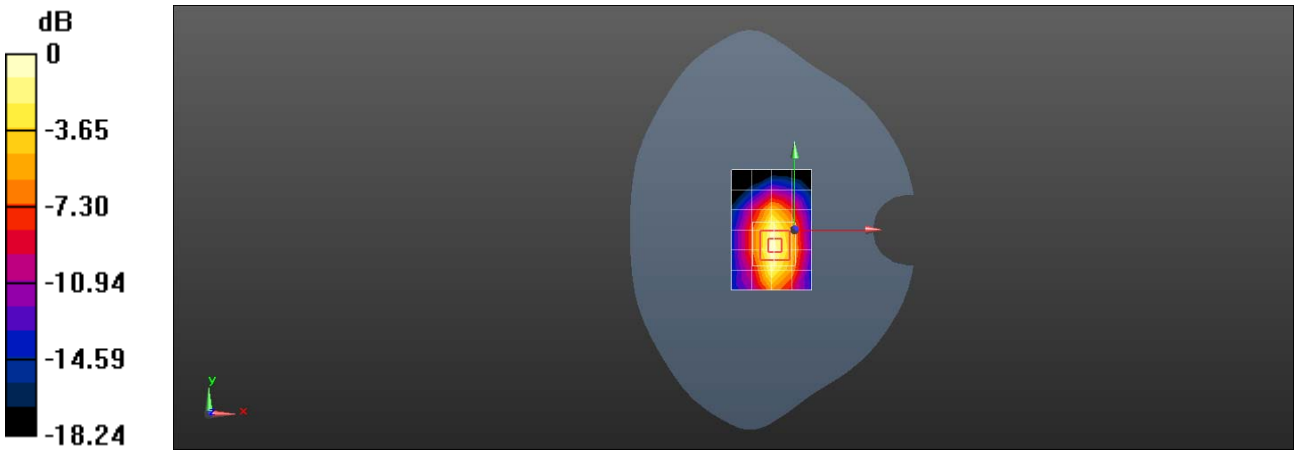

0 dB = 0.167 W/kg = -7.77 dBW/kg

Date: 2020-02-25

Test Laboratory: SGS-SAR Lab

OPPO CPH2009 WIFI 2.4G 802.11b 6CH Right titled Ant8

DUT: CPH2009; Type: Mobile phone; Serial: bb849491

Communication System: UID 0, WIFI2.4G; Frequency: 2437 MHz;Duty Cycle: 1:1.023

Medium: HSL2450;Medium parameters used: f = 2437 MHz; σ = 1.814 S/m; ε_r = 40.934; ρ = 1000 kg/m^3
Phantom section: Right Section

DASY 5 Configuration:

- Probe: EX3DV4 - SN3793; ConvF(6.93, 6.93, 6.93); Calibrated: 2019-03-25;
- Sensor-Surface: 2mm (Mechanical Surface Detection)
- Electronics: DAE4 Sn871; Calibrated: 2019-06-27
- Phantom: SAM 7; Type: SAM; Serial: 1027
- DASY52 52.8.8(1222); SEMCAD X 14.6.10(7331)

Configuration/Head/Area Scan (9x16x1): Measurement grid: dx=12mm, dy=12mm
Maximum value of SAR (measured) = 0.121 W/kg

Configuration/Head/Zoom Scan (7x7x7)/Cube 0: Measurement grid: dx=5mm, dy=5mm, dz=5mm
Reference Value = 5.967 V/m; Power Drift = 0.15 dB
Peak SAR (extrapolated) = 0.262 W/kg
SAR(1 g) = 0.091 W/kg; SAR(10 g) = 0.035 W/kg
Maximum value of SAR (measured) = 0.163 W/kg



0 dB = 0.163 W/kg = -7.88 dBW/kg

Date: 2020-02-25

Test Laboratory: SGS-SAR Lab

OPPO CPH2009 WIFI 2.4G 802.11b 6CH Back side 15mm Ant8

DUT: CPH2009; Type: Mobile phone; Serial: bb849491

Communication System: UID 0, WIFI2.4G; Frequency: 2437 MHz;Duty Cycle: 1:1.023

Medium: HSL2450;Medium parameters used: f = 2437 MHz; σ = 1.814 S/m; ε_r = 40.934; ρ = 1000 kg/m^3
Phantom section: Flat Section

DASY 5 Configuration:

- Probe: EX3DV4 - SN3793; ConvF(6.93, 6.93, 6.93); Calibrated: 2019-03-25;
- Sensor-Surface: 2mm (Mechanical Surface Detection)
- Electronics: DAE4 Sn871; Calibrated: 2019-06-27
- Phantom: SAM 7; Type: SAM; Serial: 1027
- DASY52 52.8.8(1222); SEMCAD X 14.6.10(7331)

Configuration/Body/Area Scan (9x16x1): Measurement grid: dx=12mm, dy=12mm
Maximum value of SAR (measured) = 0.0400 W/kg

Configuration/Body/Zoom Scan (7x7x7)/Cube 0: Measurement grid: dx=5mm, dy=5mm, dz=5mm
Reference Value = 1.155 V/m; Power Drift = -0.13 dB
Peak SAR (extrapolated) = 0.0570 W/kg
SAR(1 g) = 0.029 W/kg; SAR(10 g) = 0.015 W/kg
Maximum value of SAR (measured) = 0.0421 W/kg

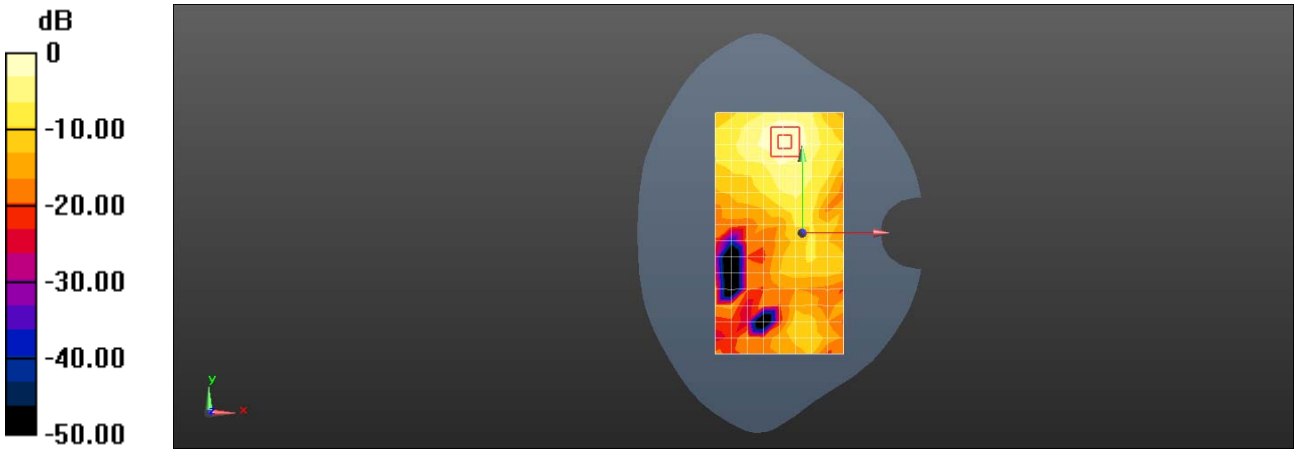

0 dB = 0.0421 W/kg = -13.76 dBW/kg

Date: 2020-02-25

Test Laboratory: SGS-SAR Lab

OPPO CPH2009 WIFI 2.4G 802.11b 6CH Back side 10mm Ant8

DUT: CPH2009; Type: Mobile phone; Serial: bb849491

Communication System: UID 0, WIFI2.4G; Frequency: 2437 MHz;Duty Cycle: 1:1.023

Medium: HSL2450;Medium parameters used: f = 2437 MHz; σ = 1.814 S/m; ε_r = 40.934; ρ = 1000 kg/m^3
Phantom section: Flat Section

DASY 5 Configuration:

- Probe: EX3DV4 - SN3793; ConvF(6.93, 6.93, 6.93); Calibrated: 2019-03-25;
- Sensor-Surface: 2mm (Mechanical Surface Detection)
- Electronics: DAE4 Sn871; Calibrated: 2019-06-27
- Phantom: SAM 7; Type: SAM; Serial: 1027
- DASY52 52.8.8(1222); SEMCAD X 14.6.10(7331)

Configuration/Body/Area Scan (9x16x1): Measurement grid: dx=12mm, dy=12mm
Maximum value of SAR (measured) = 0.0944 W/kg

Configuration/Body/Zoom Scan (7x7x7)/Cube 0: Measurement grid: dx=5mm, dy=5mm, dz=5mm
Reference Value = 1.715 V/m; Power Drift = -0.03 dB
Peak SAR (extrapolated) = 0.141 W/kg
SAR(1 g) = 0.071 W/kg; SAR(10 g) = 0.035 W/kg
Maximum value of SAR (measured) = 0.104 W/kg

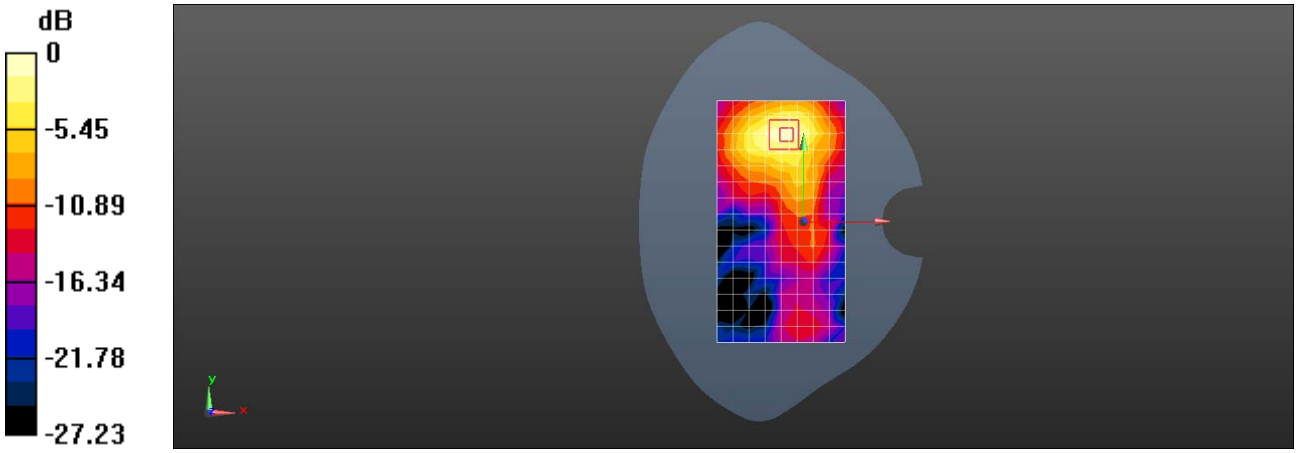

0 dB = 0.104 W/kg = -9.83 dBW/kg

Date: 2020-02-25

Test Laboratory: SGS-SAR Lab

OPPO CPH2009 WIFI 2.4G 802.11b 11CH Left tilted Ant9

DUT: CPH2009; Type: Mobile phone; Serial: 4e4accd8

Communication System: UID 0, WIFI2.4G; Frequency: 2462 MHz;Duty Cycle: 1:1.005

Medium: HSL2450;Medium parameters used: f = 2462 MHz; σ = 1.842 S/m; ε_r = 40.845; ρ = 1000 kg/m^3
Phantom section: Left Section

DASY 5 Configuration:

- Probe: EX3DV4 - SN3793; ConvF(6.93, 6.93, 6.93); Calibrated: 2019-03-25;
- Sensor-Surface: 2mm (Mechanical Surface Detection)
- Electronics: DAE4 Sn871; Calibrated: 2019-06-27
- Phantom: SAM 7; Type: SAM; Serial: 1027
- DASY52 52.8.8(1222); SEMCAD X 14.6.10(7331)

Configuration/Head/Area Scan (9x17x1): Measurement grid: dx=12mm, dy=12mm
Maximum value of SAR (measured) = 1.15 W/kg

Configuration/Head/Zoom Scan (7x7x7)/Cube 0: Measurement grid: dx=5mm, dy=5mm, dz=5mm
Reference Value = 10.22 V/m; Power Drift = -0.07 dB
Peak SAR (extrapolated) = 1.40 W/kg
SAR(1 g) = 0.599 W/kg; SAR(10 g) = 0.254 W/kg
Maximum value of SAR (measured) = 0.992 W/kg

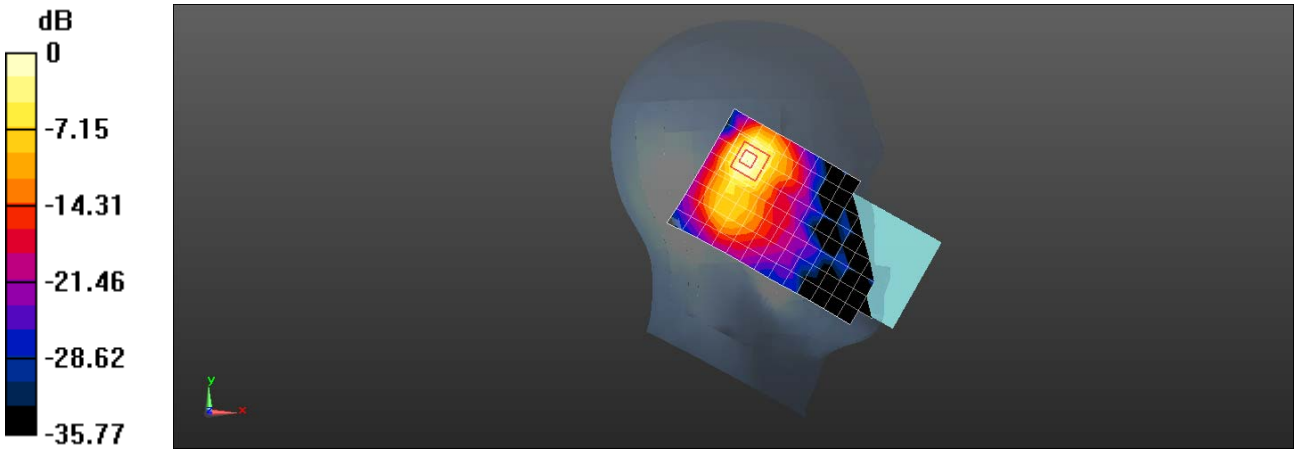

0 dB = 0.992 W/kg = -0.03 dBW/kg

Date: 2020-02-25

Test Laboratory: SGS-SAR Lab

OPPO CPH2009 WIFI 2.4G 802.11b 11CH Front side 15mm Ant9

DUT: CPH2009; Type: Mobile phone; Serial: 2813458f

Communication System: UID 0, WIFI2.4G; Frequency: 2462 MHz;Duty Cycle: 1:1.005

Medium: HSL2450;Medium parameters used: f = 2462 MHz; σ = 1.842 S/m; ε_r = 40.845; ρ = 1000 kg/m^3
Phantom section: Flat Section

DASY 5 Configuration:

- Probe: EX3DV4 - SN3793; ConvF(6.93, 6.93, 6.93); Calibrated: 2019-03-25;
- Sensor-Surface: 2mm (Mechanical Surface Detection)
- Electronics: DAE4 Sn871; Calibrated: 2019-06-27
- Phantom: SAM 7; Type: SAM; Serial: 1027
- DASY52 52.8.8(1222); SEMCAD X 14.6.10(7331)

Configuration/Body/Area Scan (9x16x1): Measurement grid: dx=12mm, dy=12mm
Maximum value of SAR (measured) = 0.210 W/kg

Configuration/Body/Zoom Scan (7x7x7)/Cube 0: Measurement grid: dx=5mm, dy=5mm, dz=5mm
Reference Value = 3.592 V/m; Power Drift = -0.13 dB
Peak SAR (extrapolated) = 0.293 W/kg
SAR(1 g) = 0.159 W/kg; SAR(10 g) = 0.086 W/kg
Maximum value of SAR (measured) = 0.225 W/kg

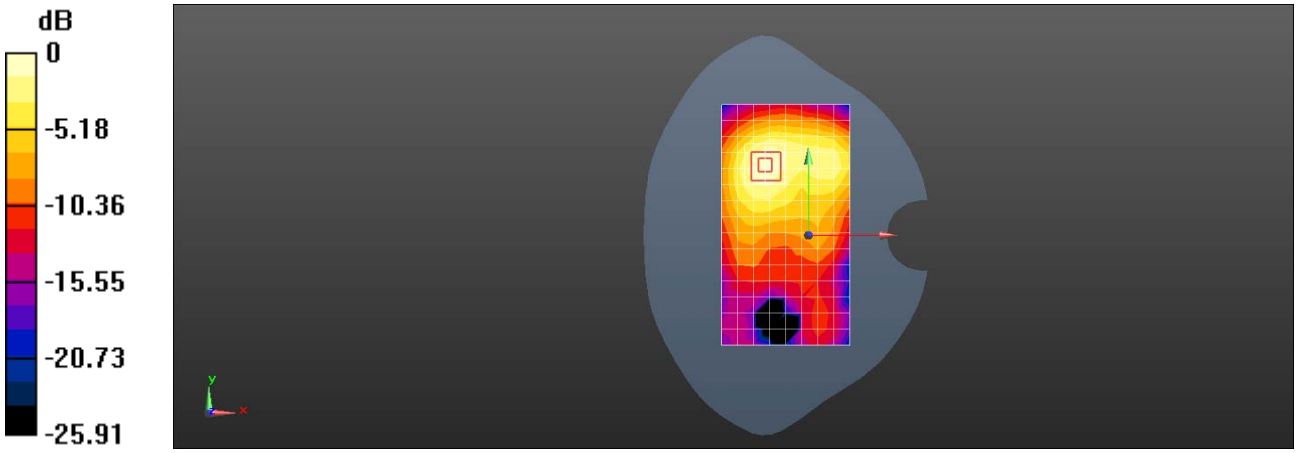

0 dB = 0.225 W/kg = -6.48 dBW/kg

Date: 2020-02-25

Test Laboratory: SGS-SAR Lab

OPPO CPH2009 WIFI 2.4G 802.11b 11CH Top side 10mm Ant9

DUT: CPH2009; Type: Mobile phone; Serial: 4e4accd8

Communication System: UID 0, WIFI2.4G; Frequency: 2462 MHz;Duty Cycle: 1:1.005

Medium: HSL2450;Medium parameters used: f = 2462 MHz; σ = 1.842 S/m; ε_r = 40.845; ρ = 1000 kg/m^3
Phantom section: Flat Section

DASY 5 Configuration:

- Probe: EX3DV4 - SN3793; ConvF(6.93, 6.93, 6.93); Calibrated: 2019-03-25;
- Sensor-Surface: 2mm (Mechanical Surface Detection)
- Electronics: DAE4 Sn871; Calibrated: 2019-06-27
- Phantom: SAM 7; Type: SAM; Serial: 1027
- DASY52 52.8.8(1222); SEMCAD X 14.6.10(7331)

Configuration/Body/Area Scan (6x9x1): Measurement grid: dx=12mm, dy=12mm
Maximum value of SAR (measured) = 0.452 W/kg

Configuration/Body/Zoom Scan (7x7x7)/Cube 0: Measurement grid: dx=5mm, dy=5mm, dz=5mm
Reference Value = 14.14 V/m; Power Drift = -0.05 dB
Peak SAR (extrapolated) = 0.716 W/kg
SAR(1 g) = 0.347 W/kg; SAR(10 g) = 0.170 W/kg
Maximum value of SAR (measured) = 0.524 W/kg

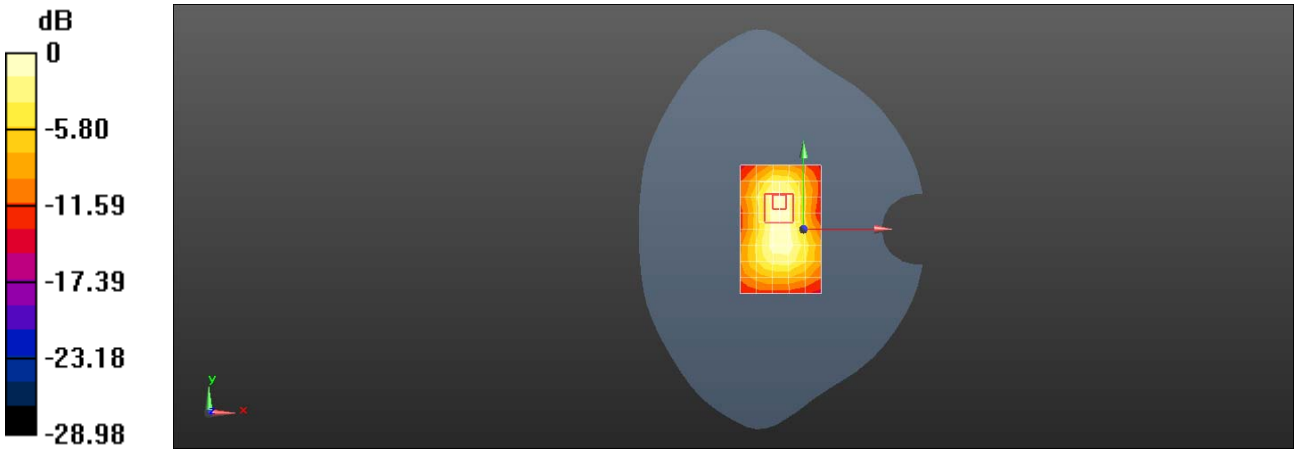

0 dB = 0.524 W/kg = -2.81 dBW/kg

Date: 2020-02-25

Test Laboratory: SGS-SAR Lab

OPPO CPH2009 WIFI 2.4G 802.11g 11CH Left cheek MIMO

DUT: CPH2009; Type: Mobile phone; Serial: 4e4accd8

Communication System: UID 0, WIFI2.4G; Frequency: 2462 MHz;Duty Cycle: 1:1.024

Medium: HSL2450;Medium parameters used: f = 2462 MHz; σ = 1.842 S/m; ε_r = 40.845; ρ = 1000 kg/m^3
Phantom section: Left Section

DASY 5 Configuration:

- Probe: EX3DV4 - SN3793; ConvF(6.93, 6.93, 6.93); Calibrated: 2019-03-25;
- Sensor-Surface: 2mm (Mechanical Surface Detection)
- Electronics: DAE4 Sn871; Calibrated: 2019-06-27
- Phantom: SAM 7; Type: SAM; Serial: 1027
- DASY52 52.8.8(1222); SEMCAD X 14.6.10(7331)

Configuration/Head/Area Scan (9x17x1): Measurement grid: dx=12mm, dy=12mm
Maximum value of SAR (measured) = 0.914 W/kg

Configuration/Head/Zoom Scan (7x7x7)/Cube 0: Measurement grid: dx=5mm, dy=5mm, dz=5mm
Reference Value = 10.32 V/m; Power Drift = 0.02 dB
Peak SAR (extrapolated) = 1.36 W/kg
SAR(1 g) = 0.577 W/kg; SAR(10 g) = 0.259 W/kg
Maximum value of SAR (measured) = 0.871 W/kg

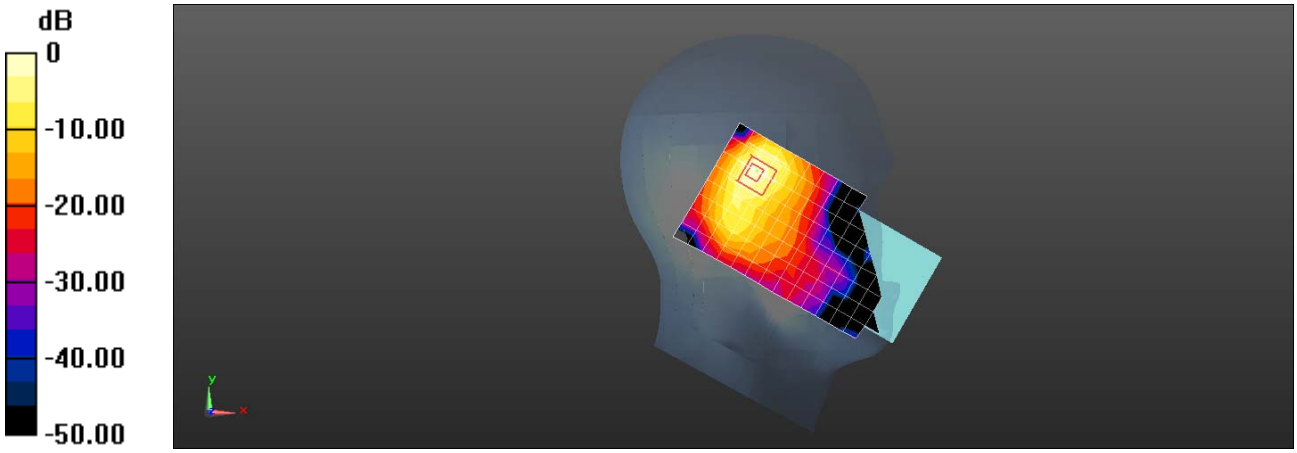

0 dB = 0.871 W/kg = -0.60 dBW/kg

Date: 2020-02-25

Test Laboratory: SGS-SAR Lab

OPPO CPH2009 WIFI 2.4G 802.11g 11CH Front side 15mm MIMO

DUT: CPH2009; Type: Mobile phone; Serial: 4e4accd8

Communication System: UID 0, WIFI2.4G; Frequency: 2462 MHz;Duty Cycle: 1:1.024

Medium: HSL2450;Medium parameters used: f = 2462 MHz; σ = 1.842 S/m; ε_r = 40.845; ρ = 1000 kg/m^3
Phantom section: Flat Section

DASY 5 Configuration:

- Probe: EX3DV4 - SN3793; ConvF(6.93, 6.93, 6.93); Calibrated: 2019-03-25;
- Sensor-Surface: 2mm (Mechanical Surface Detection)
- Electronics: DAE4 Sn871; Calibrated: 2019-06-27
- Phantom: SAM 7; Type: SAM; Serial: 1027
- DASY52 52.8.8(1222); SEMCAD X 14.6.10(7331)

Configuration/Body/Area Scan (9x16x1): Measurement grid: dx=12mm, dy=12mm
Maximum value of SAR (measured) = 0.182 W/kg

Configuration/Body/Zoom Scan (7x7x7)/Cube 0: Measurement grid: dx=5mm, dy=5mm, dz=5mm
Reference Value = 2.431 V/m; Power Drift = 0.04 dB
Peak SAR (extrapolated) = 0.253 W/kg
SAR(1 g) = 0.136 W/kg; SAR(10 g) = 0.074 W/kg
Maximum value of SAR (measured) = 0.192 W/kg

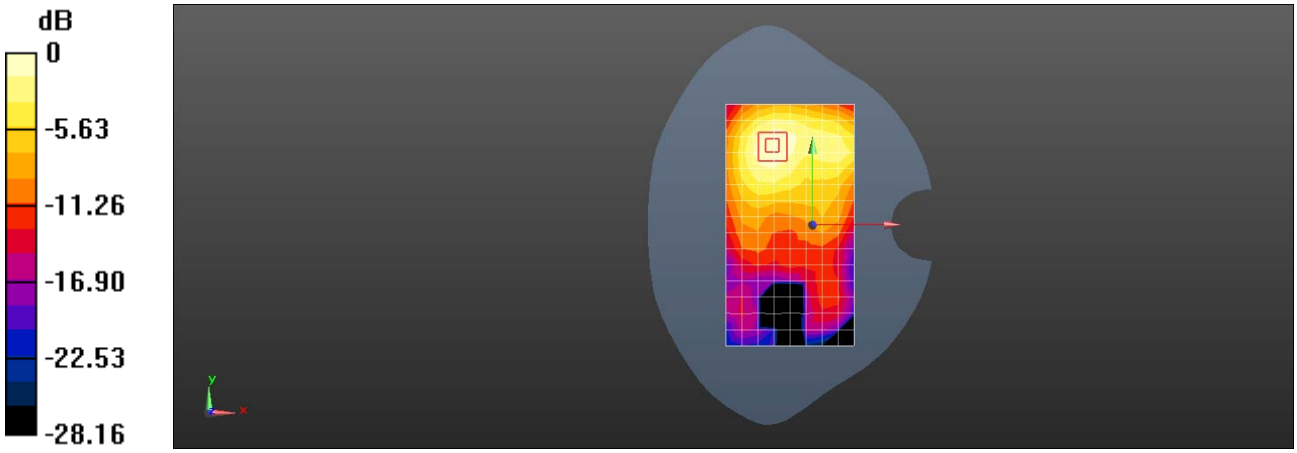

0 dB = 0.192 W/kg = -7.17 dBW/kg

Date: 2020-02-25

Test Laboratory: SGS-SAR Lab

OPPO CPH2009 WIFI 2.4G 802.11g 11CH Top side 10mm MIMO

DUT: CPH2009; Type: Mobile phone; Serial: 4e4accd8

Communication System: UID 0, WIFI2.4G; Frequency: 2462 MHz;Duty Cycle: 1:1.024

Medium: HSL2450;Medium parameters used: f = 2462 MHz; σ = 1.842 S/m; ε_r = 40.845; ρ = 1000 kg/m^3
Phantom section: Flat Section

DASY 5 Configuration:

- Probe: EX3DV4 - SN3793; ConvF(6.93, 6.93, 6.93); Calibrated: 2019-03-25;
- Sensor-Surface: 2mm (Mechanical Surface Detection)
- Electronics: DAE4 Sn871; Calibrated: 2019-06-27
- Phantom: SAM 7; Type: SAM; Serial: 1027
- DASY52 52.8.8(1222); SEMCAD X 14.6.10(7331)

Configuration/Body/Area Scan (5x9x1): Measurement grid: dx=12mm, dy=12mm
Maximum value of SAR (measured) = 0.534 W/kg

Configuration/Body/Zoom Scan (7x7x7)/Cube 0: Measurement grid: dx=5mm, dy=5mm, dz=5mm
Reference Value = 14.04 V/m; Power Drift = 0.06 dB
Peak SAR (extrapolated) = 0.765 W/kg
SAR(1 g) = 0.397 W/kg; SAR(10 g) = 0.200 W/kg
Maximum value of SAR (measured) = 0.578 W/kg

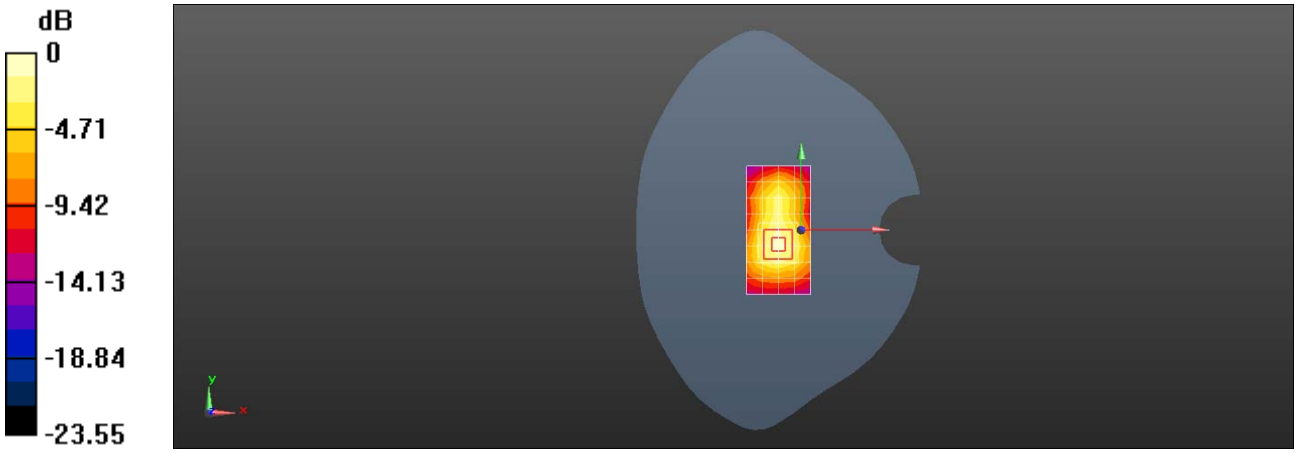

0 dB = 0.578 W/kg = -2.38 dBW/kg

Date: 2020-02-01

Test Laboratory: SGS-SAR Lab

OPPO CPH2009 WIFI 5G 802.11a 64CH Left cheek Ant 6

DUT: CPH2009; Type: Mobile phone; Serial: 6ed5e864

Communication System: UID 0, WI-FI(5GHz) (0); Frequency: 5320 MHz;Duty Cycle: 1:1.02

Medium: HSL5G;Medium parameters used: f = 5320 MHz; σ = 4.849 S/m; ε_r = 35.809; ρ = 1000 kg/m^3
Phantom section: Left Section

DASY 5 Configuration:

- Probe: EX3DV4 - SN3923; ConvF(5.34, 5.34, 5.34); Calibrated: 2019-10-22;
- Sensor-Surface: 2mm (Mechanical Surface Detection)
- Electronics: DAE4 Sn896; Calibrated: 2019-09-18
- Phantom: SAM 4; Type: SAM; Serial: 1640
- DASY52 52.8.8(1222); SEMCAD X 14.6.10(7331)

Configuration/Head/Area Scan (10x19x1): Measurement grid: dx=10mm, dy=10mm
Maximum value of SAR (measured) = 0.493 W/kg

Configuration/Head/Zoom Scan (7x7x12)/Cube 0: Measurement grid: dx=4mm, dy=4mm, dz=2mm
Reference Value = 1.025 V/m; Power Drift = 0.06 dB
Peak SAR (extrapolated) = 0.967 W/kg
SAR(1 g) = 0.235 W/kg; SAR(10 g) = 0.076 W/kg
Maximum value of SAR (measured) = 0.572 W/kg



0 dB = 0.572 W/kg = -2.43 dBW/kg

Date: 2020-02-01

Test Laboratory: SGS-SAR Lab

OPPO CPH2009 WIFI 5G 802.11a 64CH Back side 15mm Ant 6

DUT: CPH2009; Type: Mobile phone; Serial: 2813458f

Communication System: UID 0, WI-FI(5GHz) (0); Frequency: 5320 MHz;Duty Cycle: 1:1.02

Medium: HSL5G;Medium parameters used: f = 5320 MHz; σ = 4.849 S/m; ε_r = 35.809; ρ = 1000 kg/m^3
Phantom section: Flat Section

DASY 5 Configuration:

- Probe: EX3DV4 - SN3923; ConvF(5.34, 5.34, 5.34); Calibrated: 2019-10-22;
- Sensor-Surface: 2mm (Mechanical Surface Detection)
- Electronics: DAE4 Sn896; Calibrated: 2019-09-18
- Phantom: SAM 4; Type: SAM; Serial: 1640
- DASY52 52.8.8(1222); SEMCAD X 14.6.10(7331)

Configuration/Body/Area Scan (11x18x1): Measurement grid: dx=10mm, dy=10mm
Maximum value of SAR (measured) = 0.707 W/kg

Configuration/Body/Zoom Scan (7x7x12)/Cube 0: Measurement grid: dx=4mm, dy=4mm, dz=2mm
Reference Value = 1.171 V/m; Power Drift = 0.04 dB
Peak SAR (extrapolated) = 1.31 W/kg
SAR(1 g) = 0.334 W/kg; SAR(10 g) = 0.108 W/kg
Maximum value of SAR (measured) = 0.774 W/kg

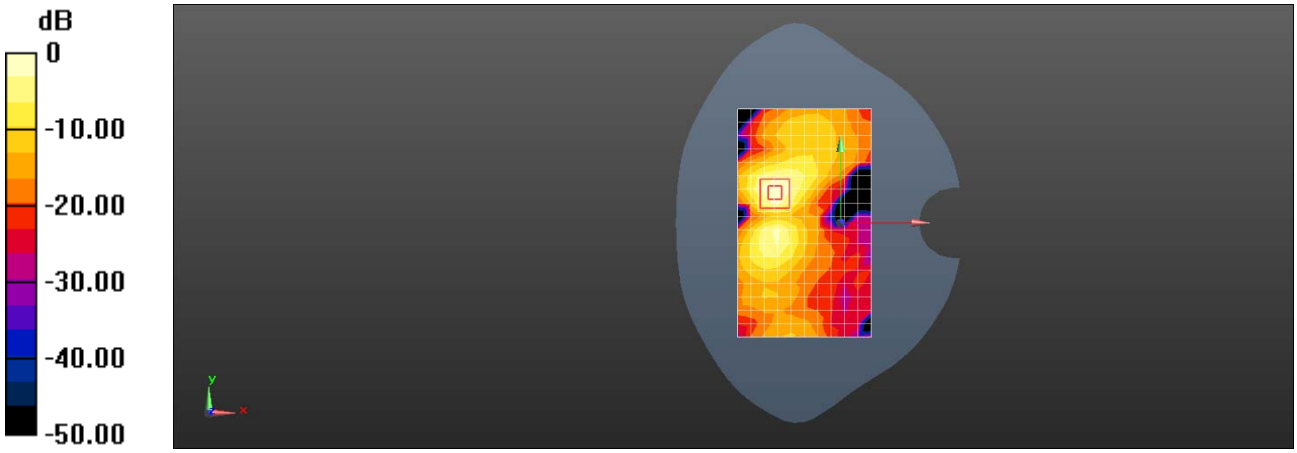

0 dB = 0.774 W/kg = -1.11 dBW/kg

Date: 2020-02-01

Test Laboratory: SGS-SAR Lab

OPPO CPH2009 WIFI 5G 802.11a 40CH Back side 10mm Ant 6

DUT: CPH2009; Type: Mobile phone; Serial: 6ed5e864

Communication System: UID 0, WI-FI(5GHz) (0); Frequency: 5200 MHz;Duty Cycle: 1:1.02

Medium: HSL5G;Medium parameters used: f = 5200 MHz; σ = 4.717 S/m; ε_r = 36.043; ρ = 1000 kg/m^3
Phantom section: Flat Section

DASY 5 Configuration:

- Probe: EX3DV4 - SN3923; ConvF(5.34, 5.34, 5.34); Calibrated: 2019-10-22;
- Sensor-Surface: 2mm (Mechanical Surface Detection)
- Electronics: DAE4 Sn896; Calibrated: 2019-09-18
- Phantom: SAM 4; Type: SAM; Serial: 1640
- DASY52 52.8.8(1222); SEMCAD X 14.6.10(7331)

Configuration/Body/Area Scan (11x18x1): Measurement grid: dx=10mm, dy=10mm
Maximum value of SAR (measured) = 0.689 W/kg

Configuration/Body/Zoom Scan (7x7x12)/Cube 0: Measurement grid: dx=4mm, dy=4mm, dz=2mm
Reference Value = 0.7320 V/m; Power Drift = 0.06 dB
Peak SAR (extrapolated) = 1.57 W/kg
SAR(1 g) = 0.397 W/kg; SAR(10 g) = 0.127 W/kg
Maximum value of SAR (measured) = 0.943 W/kg

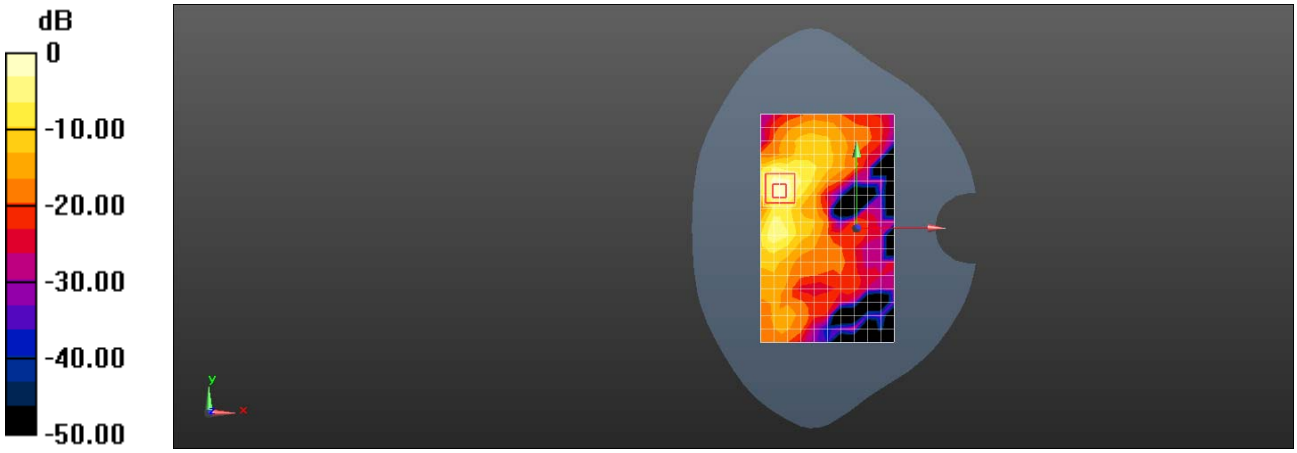

0 dB = 0.943 W/kg = -0.25 dBW/kg

Date: 2020-02-01

Test Laboratory: SGS-SAR Lab

OPPO CPH2009 WIFI 5G 802.11a 64CH Back side 0mm Ant 6

DUT: CPH2009; Type: Mobile phone; Serial: 2813458f

Communication System: UID 0, WI-FI(5GHz) (0); Frequency: 5320 MHz;Duty Cycle: 1:1

Medium: HSL5G;Medium parameters used: f = 5320 MHz; σ = 4.849 S/m; ε_r = 35.809; ρ = 1000 kg/m^3
Phantom section: Flat Section

DASY 5 Configuration:

- Probe: EX3DV4 - SN3923; ConvF(5.34, 5.34, 5.34); Calibrated: 2019-10-22;
- Sensor-Surface: 2mm (Mechanical Surface Detection)
- Electronics: DAE4 Sn896; Calibrated: 2019-09-18
- Phantom: SAM 4; Type: SAM; Serial: 1640
- DASY52 52.8.8(1222); SEMCAD X 14.6.10(7331)

Configuration/Body/Area Scan (11x18x1): Measurement grid: dx=10mm, dy=10mm
Maximum value of SAR (measured) = 20.4 W/kg

Configuration/Body/Zoom Scan (7x7x12)/Cube 0: Measurement grid: dx=4mm, dy=4mm, dz=2mm
Reference Value = 1.947 V/m; Power Drift = 0.10 dB
Peak SAR (extrapolated) = 50.1 W/kg
SAR(1 g) = 6.24 W/kg; SAR(10 g) = 1.1 W/kg
Maximum value of SAR (measured) = 22.9 W/kg

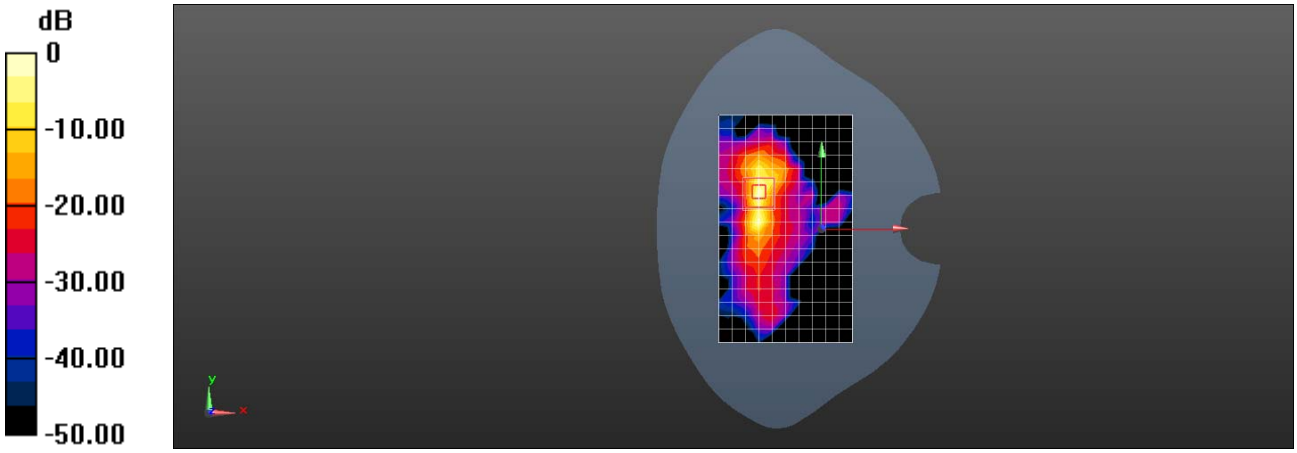

0 dB = 22.9 W/kg = 13.60 dBW/kg

Date: 2020-01-25

Test Laboratory: SGS-SAR Lab

OPPO CPH2009 WIFI 5G 802.11a 52CH Left cheek Ant 9

DUT: CPH2009; Type: Mobile phone; Serial: 6ed5e864

Communication System: UID 0, WI-FI(5GHz) (0); Frequency: 5260 MHz;Duty Cycle: 1:1.024

Medium: HSL5G;Medium parameters used: f = 5260 MHz; σ = 4.718 S/m; ε_r = 36.583; ρ = 1000 kg/m^3
Phantom section: Left Section

DASY 5 Configuration:

- Probe: EX3DV4 - SN3923; ConvF(5.34, 5.34, 5.34); Calibrated: 2019-10-22;
- Sensor-Surface: 2mm (Mechanical Surface Detection)
- Electronics: DAE4 Sn896; Calibrated: 2019-09-18
- Phantom: SAM 4; Type: SAM; Serial: 1640
- DASY52 52.8.8(1222); SEMCAD X 14.6.10(7331)

Configuration/Head/Area Scan (10x19x1): Measurement grid: dx=10mm, dy=10mm
Maximum value of SAR (measured) = 1.25 W/kg

Configuration/Head/Zoom Scan (7x7x12)/Cube 0: Measurement grid: dx=4mm, dy=4mm, dz=2mm
Reference Value = 5.795 V/m; Power Drift = 0.06 dB
Peak SAR (extrapolated) = 2.76 W/kg
SAR(1 g) = 0.549 W/kg; SAR(10 g) = 0.161 W/kg
Maximum value of SAR (measured) = 1.56 W/kg



0 dB = 1.56 W/kg = 1.93 dBW/kg

Date: 2020-01-25

Test Laboratory: SGS-SAR Lab

OPPO CPH2009 WIFI 5G 802.11a 60CH Back side 15mm Ant 9

DUT: CPH2009; Type: Mobile phone; Serial: 6ed5e864

Communication System: UID 0, WI-FI(5GHz) (0); Frequency: 5300 MHz;Duty Cycle: 1:1.024

Medium: HSL5G;Medium parameters used: f = 5300 MHz; σ = 4.811 S/m; ε_r = 36.412; ρ = 1000 kg/m^3
Phantom section: Flat Section

DASY 5 Configuration:

- Probe: EX3DV4 - SN3923; ConvF(5.34, 5.34, 5.34); Calibrated: 2019-10-22;
- Sensor-Surface: 2mm (Mechanical Surface Detection)
- Electronics: DAE4 Sn896; Calibrated: 2019-09-18
- Phantom: SAM 4; Type: SAM; Serial: 1640
- DASY52 52.8.8(1222); SEMCAD X 14.6.10(7331)

Configuration/Body/Area Scan (10x19x1): Measurement grid: dx=10mm, dy=10mm
Maximum value of SAR (measured) = 0.763 W/kg

Configuration/Body/Zoom Scan (7x7x12)/Cube 0: Measurement grid: dx=4mm, dy=4mm, dz=2mm
Reference Value = 1.444 V/m; Power Drift = 0.06 dB
Peak SAR (extrapolated) = 1.24 W/kg
SAR(1 g) = 0.342 W/kg; SAR(10 g) = 0.136 W/kg

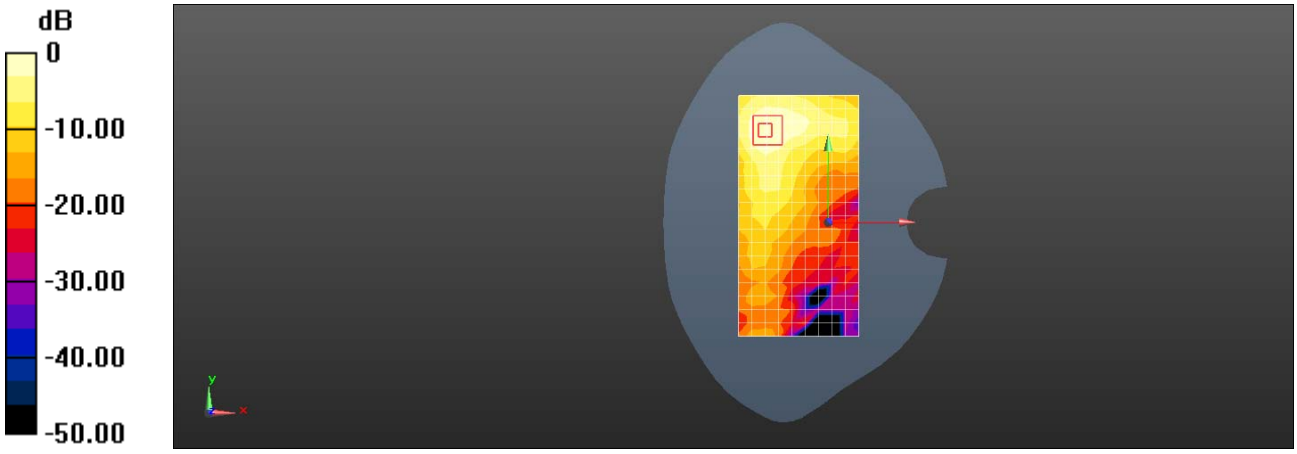

0 dB = 0.763 W/kg = -1.17 dBW/kg

Date: 2020-01-25

Test Laboratory: SGS-SAR Lab

OPPO CPH2009 WIFI 5G 802.11a 48CH Top side 10mm Ant 9

DUT: CPH2009; Type: Mobile phone; Serial: 6ed5e864

Communication System: UID 0, WI-FI(5GHz) (0); Frequency: 5240 MHz;Duty Cycle: 1:1.024

Medium: HSL5G;Medium parameters used: f = 5240 MHz; σ = 4.741 S/m; ε_r = 36.557; ρ = 1000 kg/m^3
Phantom section: Flat Section

DASY 5 Configuration:

- Probe: EX3DV4 - SN3923; ConvF(5.34, 5.34, 5.34); Calibrated: 2019-10-22;
- Sensor-Surface: 2mm (Mechanical Surface Detection)
- Electronics: DAE4 Sn896; Calibrated: 2019-09-18
- Phantom: SAM 4; Type: SAM; Serial: 1640
- DASY52 52.8.8(1222); SEMCAD X 14.6.10(7331)

Configuration/Body/Area Scan (5x10x1): Measurement grid: dx=10mm, dy=10mm
Maximum value of SAR (measured) = 1.18 W/kg

Configuration/Body/Zoom Scan (7x7x12)/Cube 0: Measurement grid: dx=4mm, dy=4mm, dz=2mm
Reference Value = 9.248 V/m; Power Drift = 0.10 dB
Peak SAR (extrapolated) = 2.08 W/kg
SAR(1 g) = 0.542 W/kg; SAR(10 g) = 0.206 W/kg
Maximum value of SAR (measured) = 1.26 W/kg

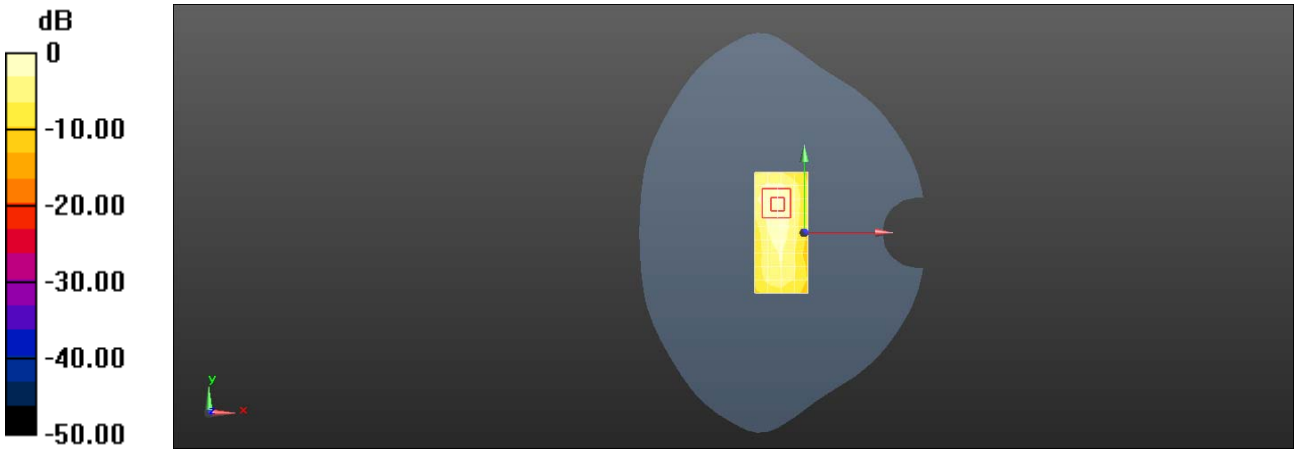

0 dB = 1.26 W/kg = 1.00 dBW/kg

Date: 2020-01-25

Test Laboratory: SGS-SAR Lab

OPPO CPH2009 WIFI 5G 802.11a 60CH Top side 0mm Ant 9

DUT: CPH2009; Type: Mobile phone; Serial: 6ed5e864

Communication System: UID 0, WI-FI(5GHz) (0); Frequency: 5300 MHz;Duty Cycle: 1:1.024

Medium: HSL5G;Medium parameters used: f = 5300 MHz; σ = 4.811 S/m; ε_r = 36.412; ρ = 1000 kg/m^3
Phantom section: Flat Section

DASY 5 Configuration:

- Probe: EX3DV4 - SN3923; ConvF(5.34, 5.34, 5.34); Calibrated: 2019-10-22;
- Sensor-Surface: 2mm (Mechanical Surface Detection)
- Electronics: DAE4 Sn896; Calibrated: 2019-09-18
- Phantom: SAM 4; Type: SAM; Serial: 1640
- DASY52 52.8.8(1222); SEMCAD X 14.6.10(7331)

Configuration/Body/Area Scan (5x10x1): Measurement grid: dx=10mm, dy=10mm
Maximum value of SAR (measured) = 22.6 W/kg

Configuration/Body/Zoom Scan (7x7x12)/Cube 0: Measurement grid: dx=4mm, dy=4mm, dz=2mm
Reference Value = 21.45 V/m; Power Drift = 0.07 dB
Peak SAR (extrapolated) = 51.2 W/kg
SAR(1 g) = 7.89 W/kg; SAR(10 g) = 1.87 W/kg
Maximum value of SAR (measured) = 24.7 W/kg

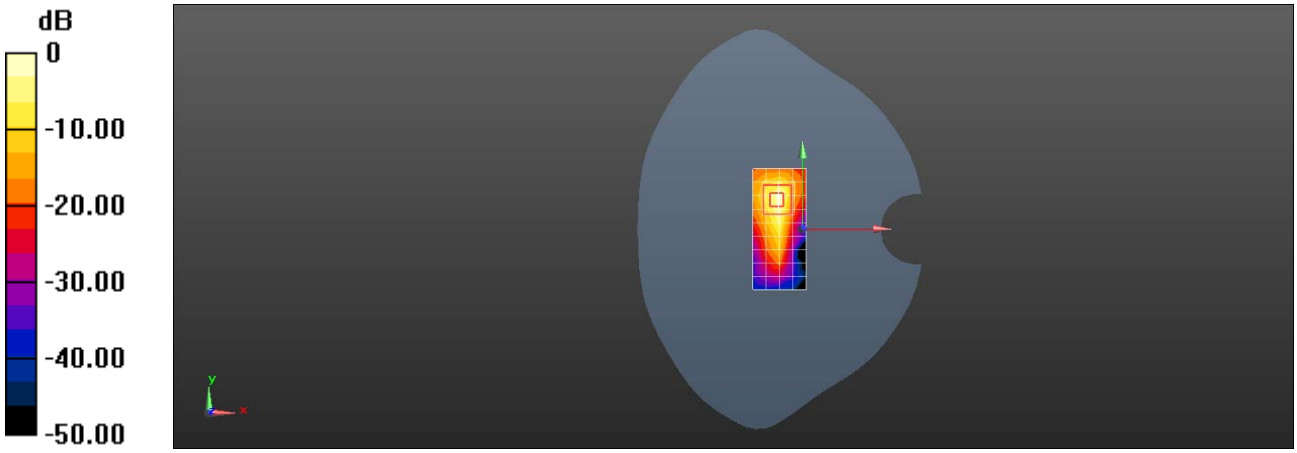

0 dB = 24.7 W/kg = 13.93 dBW/kg

Date: 2020-01-26

Test Laboratory: SGS-SAR Lab

OPPO CPH2009 WIFI 5G 802.11a 52CH Left cheek MIMO

DUT: CPH2009; Type: Mobile phone; Serial: 6ed5e864

Communication System: UID 0, WI-FI(5GHz) (0); Frequency: 5260 MHz;Duty Cycle: 1:1.028

Medium: HSL5G;Medium parameters used: f = 5260 MHz; σ = 4.86 S/m; ε_r = 36.642; ρ = 1000 kg/m^3
Phantom section: Left Section

DASY 5 Configuration:

- Probe: EX3DV4 - SN3923; ConvF(5.34, 5.34, 5.34); Calibrated: 2019-10-22;
- Sensor-Surface: 2mm (Mechanical Surface Detection)
- Electronics: DAE4 Sn896; Calibrated: 2019-09-18
- Phantom: SAM 4; Type: SAM; Serial: 1640
- DASY52 52.8.8(1222); SEMCAD X 14.6.10(7331)

Configuration/Head/Area Scan (10x19x1): Measurement grid: dx=10mm, dy=10mm
Maximum value of SAR (measured) = 1.28 W/kg

Configuration/Head/Zoom Scan (7x7x12)/Cube 0: Measurement grid: dx=4mm, dy=4mm, dz=2mm
Reference Value = 5.359 V/m; Power Drift = 0.01 dB
Peak SAR (extrapolated) = 2.94 W/kg
SAR(1 g) = 0.573 W/kg; SAR(10 g) = 0.161 W/kg
Maximum value of SAR (measured) = 1.70 W/kg



0 dB = 1.70 W/kg = 2.30 dBW/kg

Date: 2020-01-26

Test Laboratory: SGS-SAR Lab

OPPO CPH2009 WIFI 5G 802.11a 60CH Back side 15mm MIMO

DUT: CPH2009; Type: Mobile phone; Serial: 6ed5e864

Communication System: UID 0, WI-FI(5GHz) (0); Frequency: 5300 MHz;Duty Cycle: 1:1.028

Medium: HSL5G;Medium parameters used: f = 5300 MHz; σ = 4.89 S/m; ε_r = 36.331; ρ = 1000 kg/m^3
Phantom section: Flat Section

DASY 5 Configuration:

- Probe: EX3DV4 - SN3923; ConvF(5.34, 5.34, 5.34); Calibrated: 2019-10-22;
- Sensor-Surface: 2mm (Mechanical Surface Detection)
- Electronics: DAE4 Sn896; Calibrated: 2019-09-18
- Phantom: SAM 4; Type: SAM; Serial: 1640
- DASY52 52.8.8(1222); SEMCAD X 14.6.10(7331)

Configuration/Body/Area Scan (10x19x1): Measurement grid: dx=10mm, dy=10mm
Maximum value of SAR (measured) = 0.958 W/kg

Configuration/Body/Zoom Scan (7x7x12)/Cube 0: Measurement grid: dx=4mm, dy=4mm, dz=2mm
Reference Value = 1.319 V/m; Power Drift = 0.06 dB
Peak SAR (extrapolated) = 1.56 W/kg
SAR(1 g) = 0.430 W/kg; SAR(10 g) = 0.154 W/kg
Maximum value of SAR (measured) = 0.980 W/kg

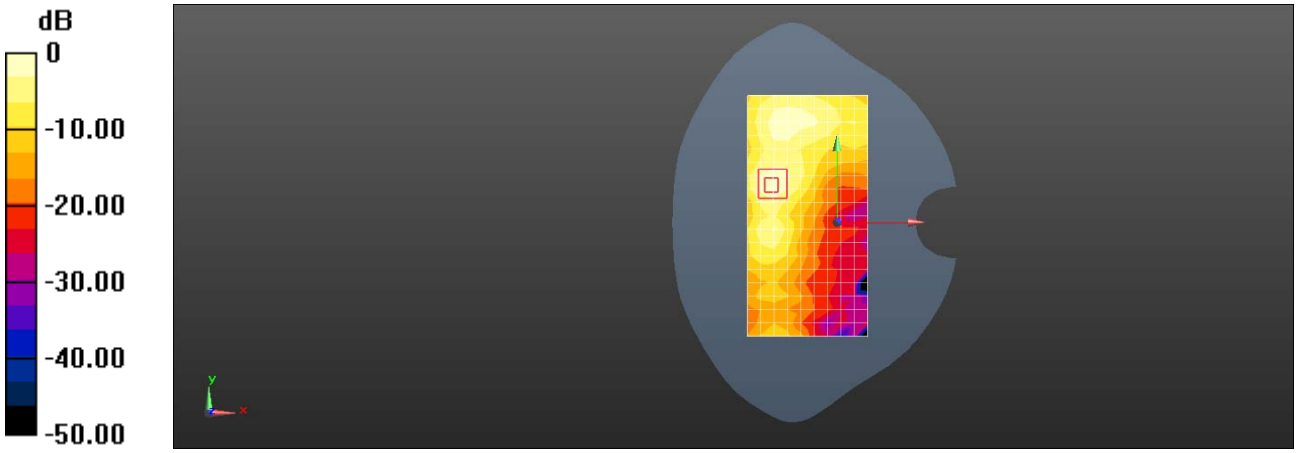

0 dB = 0.980 W/kg = -0.09 dBW/kg

Date: 2020-01-26

Test Laboratory: SGS-SAR Lab

OPPO CPH2009 WIFI 5G 802.11a 48CH Back side 10mm MIMO

DUT: CPH2009; Type: Mobile phone; Serial: 6ed5e864

Communication System: UID 0, WI-FI(5GHz) (0); Frequency: 5240 MHz;Duty Cycle: 1:1.028

Medium: HSL5G;Medium parameters used: f = 5240 MHz; σ = 4.838 S/m; ε_r = 36.614; ρ = 1000 kg/m^3
Phantom section: Flat Section

DASY 5 Configuration:

- Probe: EX3DV4 - SN3923; ConvF(5.34, 5.34, 5.34); Calibrated: 2019-10-22;
- Sensor-Surface: 2mm (Mechanical Surface Detection)
- Electronics: DAE4 Sn896; Calibrated: 2019-09-18
- Phantom: SAM 4; Type: SAM; Serial: 1640
- DASY52 52.8.8(1222); SEMCAD X 14.6.10(7331)

Configuration/Body/Area Scan (10x19x1): Measurement grid: dx=10mm, dy=10mm
Maximum value of SAR (measured) = 1.08 W/kg

Configuration/Body/Zoom Scan (7x7x12)/Cube 0: Measurement grid: dx=4mm, dy=4mm, dz=2mm
Reference Value = 1.998 V/m; Power Drift = 0.02 dB
Peak SAR (extrapolated) = 2.13 W/kg
SAR(1 g) = 0.538 W/kg; SAR(10 g) = 0.174 W/kg
Maximum value of SAR (measured) = 1.28 W/kg

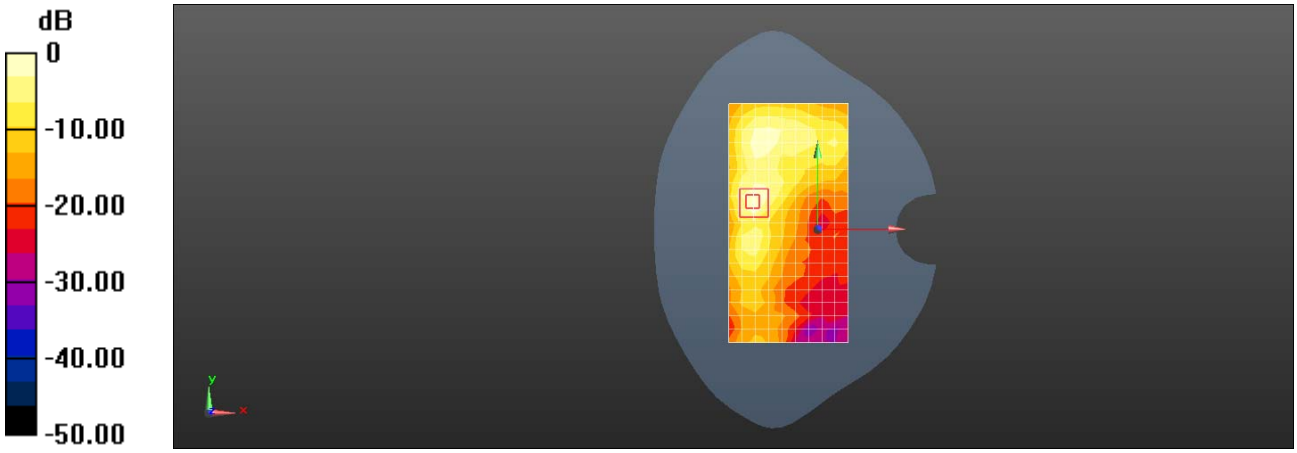

0 dB = 1.28 W/kg = 1.07 dBW/kg

Date: 2020-01-26

Test Laboratory: SGS-SAR Lab

OPPO CPH2009 WIFI 5G 802.11a 52CH Top side 0mm MIMO

DUT: CPH2009; Type: Mobile phone; Serial: 6ed5e864

Communication System: UID 0, WI-FI(5GHz) (0); Frequency: 5260 MHz;Duty Cycle: 1:1.028

Medium: HSL5G;Medium parameters used: f = 5260 MHz; σ = 4.86 S/m; ε_r = 36.642; ρ = 1000 kg/m^3
Phantom section: Flat Section

DASY 5 Configuration:

- Probe: EX3DV4 - SN3923; ConvF(5.34, 5.34, 5.34); Calibrated: 2019-10-22;
- Sensor-Surface: 2mm (Mechanical Surface Detection)
- Electronics: DAE4 Sn896; Calibrated: 2019-09-18
- Phantom: SAM 4; Type: SAM; Serial: 1640
- DASY52 52.8.8(1222); SEMCAD X 14.6.10(7331)

Configuration/Body/Area Scan (6x10x1): Measurement grid: dx=10mm, dy=10mm
Maximum value of SAR (measured) = 22.8 W/kg

Configuration/Body/Zoom Scan (7x7x12)/Cube 0: Measurement grid: dx=4mm, dy=4mm, dz=2mm
Reference Value = 16.39 V/m; Power Drift = -0.05 dB
Peak SAR (extrapolated) = 50.4 W/kg
SAR(1 g) = 7.4 W/kg; SAR(10 g) = 1.73 W/kg.
Maximum value of SAR (measured) = 24.0 W/kg

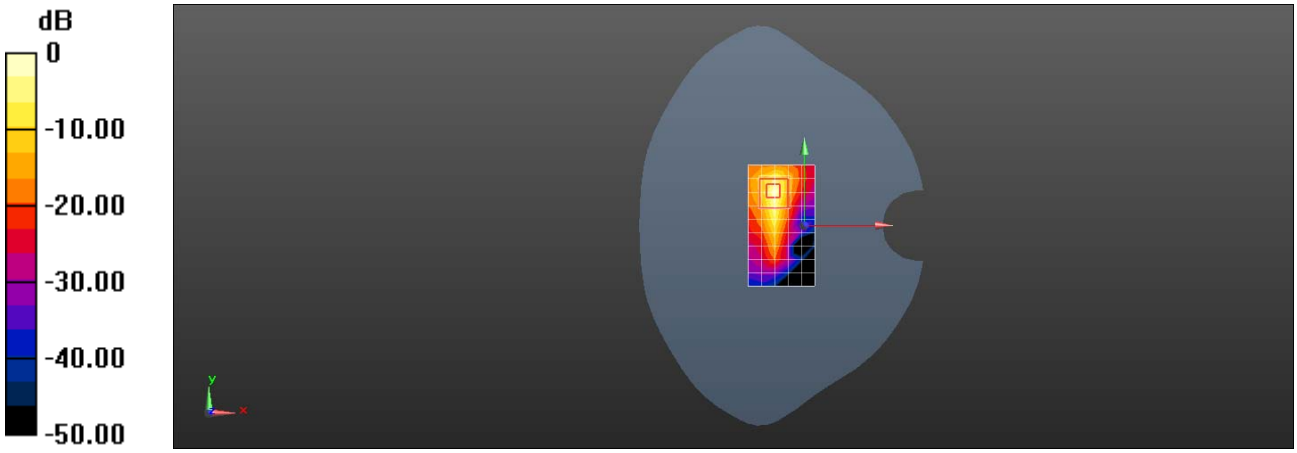

0 dB = 24.0 W/kg = 13.80 dBW/kg

Date: 2020-02-01

Test Laboratory: SGS-SAR Lab

OPPO CPH2009 Bluetooth DH5 39CH Left cheek

DUT: CPH2009; Type: Mobile phone; Serial: 4e4accd8

Communication System: UID 0, Bluetooth; Frequency: 2441 MHz;Duty Cycle: 1:1.301

Medium: HSL2450;Medium parameters used: f = 2441 MHz; σ = 1.813 S/m; ε_r = 39.931; ρ = 1000 kg/m^3
Phantom section: Left Section

DASY 5 Configuration:

- Probe: EX3DV4 - SN3793; ConvF(6.93, 6.93, 6.93); Calibrated: 2019-03-25;
- Sensor-Surface: 2mm (Mechanical Surface Detection)
- Electronics: DAE4 Sn871; Calibrated: 2019-06-27
- Phantom: SAM 7; Type: SAM; Serial: 1027
- DASY52 52.8.8(1222); SEMCAD X 14.6.10(7331)

Configuration/Head/Area Scan (9x16x1): Measurement grid: dx=12mm, dy=12mm
Maximum value of SAR (measured) = 0.526 W/kg

Configuration/Head/Zoom Scan (7x7x7)/Cube 0: Measurement grid: dx=5mm, dy=5mm, dz=5mm
Reference Value = 10.27 V/m; Power Drift = -0.03 dB
Peak SAR (extrapolated) = 0.895 W/kg
SAR(1 g) = 0.367 W/kg; SAR(10 g) = 0.173 W/kg
Maximum value of SAR (measured) = 0.588 W/kg

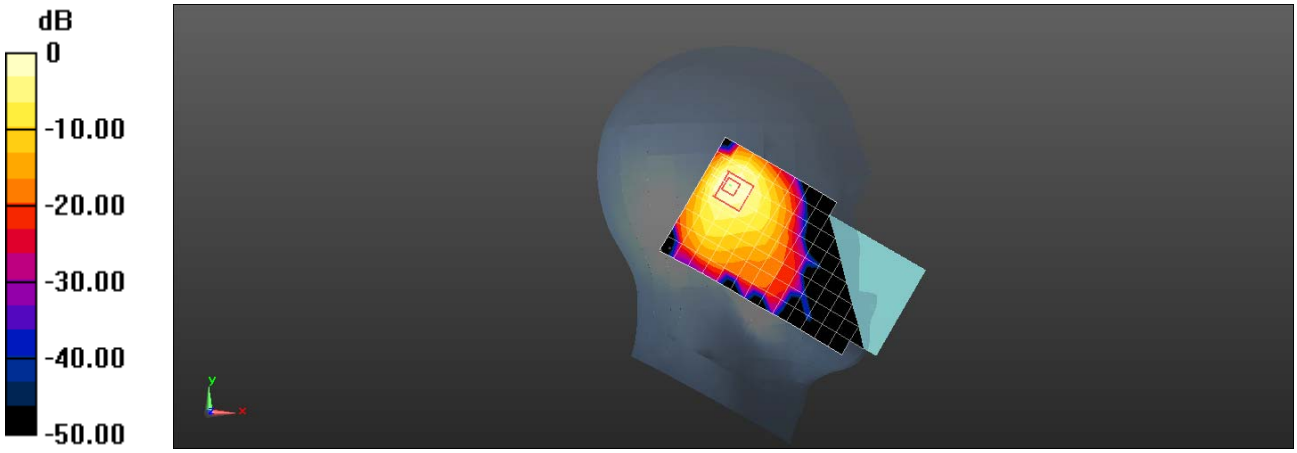

0 dB = 0.588 W/kg = -2.31 dBW/kg

Date: 2020-02-01

Test Laboratory: SGS-SAR Lab

OPPO CPH2009 Bluetooth DH5 39CH Top side 10mm

DUT: CPH2009; Type: Mobile phone; Serial: 4e4accd8

Communication System: UID 0, Bluetooth; Frequency: 2441 MHz;Duty Cycle: 1:1.301

Medium: HSL2450;Medium parameters used: f = 2441 MHz; σ = 1.813 S/m; ε_r = 39.931; ρ = 1000 kg/m^3
Phantom section: Flat Section

DASY 5 Configuration:

- Probe: EX3DV4 - SN3793; ConvF(6.93, 6.93, 6.93); Calibrated: 2019-03-25;
- Sensor-Surface: 2mm (Mechanical Surface Detection)
- Electronics: DAE4 Sn871; Calibrated: 2019-06-27
- Phantom: SAM 7; Type: SAM; Serial: 1027
- DASY52 52.8.8(1222); SEMCAD X 14.6.10(7331)

Configuration/Body/Area Scan (5x9x1): Measurement grid: dx=12mm, dy=12mm
Maximum value of SAR (measured) = 0.0956 W/kg

Configuration/Body/Zoom Scan (7x7x7)/Cube 0: Measurement grid: dx=5mm, dy=5mm, dz=5mm
Reference Value = 6.601 V/m; Power Drift = -0.02 dB
Peak SAR (extrapolated) = 0.140 W/kg
SAR(1 g) = 0.064 W/kg; SAR(10 g) = 0.031 W/kg
Maximum value of SAR (measured) = 0.0979 W/kg

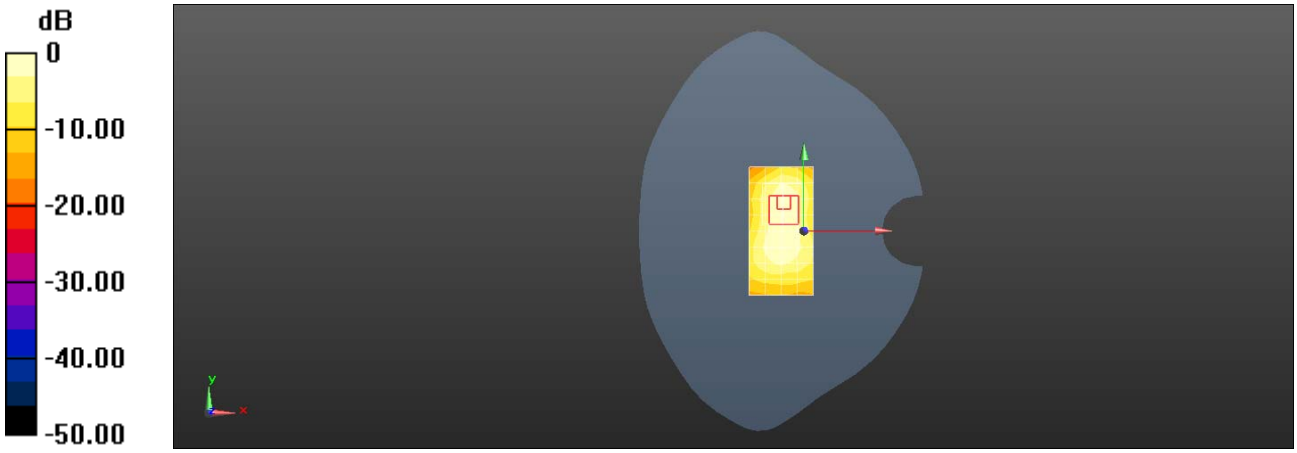

0 dB = 0.0979 W/kg = -10.09 dBW/kg