LTE Band 41 (class 2&3) WWAN+WLAN 2.4G(Chain0)+WLAN 5G(Chain1) Receiver off				Conducted Power(dBm)					
Bandwidth	Modulation	RB size	RB offset	Channel 39675	Channel 40148	Channel 40620	Channel 41093	Channel 41565	Tune up
5MHz	QPSK	1	0	17.69	17.71	17.63	17.57	17.57	18.20
		1	13	17.80	17.73	17.80	17.73	17.78	18.20
		1	24	17.72	17.69	17.69	17.61	17.72	18.20
		12	0	17.88	17.94	17.82	17.85	17.79	18.20
		12	6	17.87	17.93	17.95	17.91	17.86	18.20
		12	13	17.79	17.91	17.87	17.88	17.87	18.20
		25	0	17.86	17.83	17.82	17.83	17.76	18.20
	16QAM	1	0	17.92	17.88	17.91	17.82	17.85	18.20
		1	13	17.99	17.95	17.96	17.93	17.95	18.20
		1	24	17.89	17.94	17.94	17.83	17.89	18.20
		12	0	17.73	17.80	17.79	17.72	17.64	18.20
		12	6	17.86	17.84	17.80	17.91	17.68	18.20
		12	13	17.85	17.88	17.75	17.75	17.83	18.20
		25	0	17.91	17.80	17.77	17.71	17.73	18.20
	64QAM	1	0	17.63	17.73	17.62	17.53	17.61	18.20
		1	13	17.84	17.70	17.86	17.67	17.75	18.20
		1	24	17.71	17.70	17.66	17.61	17.66	18.20
		12	0	17.97	17.85	17.92	17.84	17.74	18.20
		12	6	17.82	17.90	17.96	17.84	17.82	18.20
		12	13	17.76	17.89	17.86	17.86	17.93	18.20
		25	0	17.90	17.89	17.82	17.70	17.72	18.20
Bandwidth	Modulation	RB size	RB offset	Channel 39700	Channel 40160	Channel 40620	Channel 41080	Channel 41540	Tune up
10MHz	QPSK	1	0	17.65	17.63	17.61	17.58	17.60	18.20
		1	25	17.79	17.66	17.61	17.59	17.57	18.20
		1	49	17.80	17.58	17.71	17.62	17.74	18.20
		25	0	17.78	17.72	17.90	17.85	17.76	18.20
		25	13	17.95	17.90	17.79	17.83	17.89	18.20
		25	25	17.85	17.84	17.81	17.77	17.95	18.20
		50	0	17.90	17.92	17.80	17.79	17.85	18.20
	16QAM	1	0	17.88	17.97	17.84	17.96	17.86	18.20
		1	25	17.99	17.92	17.89	17.86	17.89	18.20
		1	49	18.04	17.86	17.82	17.86	17.75	18.20
		25	0	17.82	17.68	17.67	17.66	17.52	18.20
		25	13	17.72	17.84	17.75	17.74	17.78	18.20
		25	25	17.71	17.87	17.76	17.72	17.74	18.20
		50	0	17.96	17.83	17.73	17.81	17.84	18.20
	64QAM	1	0	17.62	17.65	17.59	17.51	17.67	18.20
		1	25	17.73	17.55	17.57	17.58	17.54	18.20
		1	49	17.81	17.62	17.74	17.62	17.71	18.20
		25	0	17.85	17.72	17.95	17.74	17.74	18.20
		25	13	17.92	17.88	17.75	17.77	17.88	18.20
		25	25	17.86	17.83	17.79	17.87	17.90	18.20
		50	0	17.88	17.87	17.79	17.81	17.88	18.20

Unless otherwise stated the results shown in this test report refer only to the sample(s) tested and such sample(s) are retained for 90 days only.
除非另有說明，此報告結果僅對測試之樣品負責，同時此樣品僅保留90天。本報告未經本公司書面許可，不可部份複製。
This document is issued by the Company subject to its General Conditions of Service printed overleaf, available on request or accessible at www.sgs.com/terms_and_conditions.htm and for electronic format documents, subject to Terms and Conditions for Electronic Documents at www.sgs.com/terms_e-document.htm. Attention is drawn to the limitation of liability, indemnification and jurisdiction issues defined therein. Any holder of this document is advised that information contained hereon reflects the Company's findings at the time of its intervention only and within the limits of Client's instructions, if any. The Company's sole responsibility is to its Client and this document does not exonerate parties to a transaction from exercising all their rights and obligations under the transaction documents. This document cannot be reproduced except in full, without prior written approval of the Company. Any unauthorized alteration, forgery or falsification of the content or appearance of this document is unlawful and offenders may be prosecuted to the fullest extent of the law.

Bandwidth	Modulation	RB size	RB offset	Channel 39725	Channel 40173	Channel 40620	Channel 41068	Channel 41515	Tune up
15MHz	QPSK	1	0	17.89	17.90	17.88	17.86	17.82	18.20
		1	38	17.80	17.74	17.76	17.69	17.80	18.20
		1	74	18.00	17.90	17.95	17.97	17.86	18.20
		36	0	17.96	17.92	17.97	17.93	17.96	18.20
		36	18	18.02	18.12	18.04	18.05	17.90	18.20
		36	39	18.10	18.03	17.91	17.89	17.98	18.20
		75	0	18.06	18.09	18.02	17.93	17.88	18.20
	16QAM	1	0	18.11	18.05	18.03	18.03	18.00	18.20
		1	38	18.02	17.99	18.07	18.03	18.05	18.20
		1	74	18.07	17.97	18.05	17.96	17.99	18.20
		36	0	18.01	17.84	17.85	17.90	17.76	18.20
		36	18	17.95	17.93	17.94	17.92	17.79	18.20
		36	39	18.06	17.90	17.73	17.64	17.82	18.20
		75	0	18.04	17.99	17.93	17.94	17.79	18.20
	64QAM	1	0	17.80	17.80	17.87	17.86	17.87	18.20
		1	38	17.87	17.80	17.75	17.73	17.82	18.20
		1	74	18.01	17.92	17.89	17.89	17.92	18.20
		36	0	18.02	17.93	17.90	17.97	17.96	18.20
		36	18	18.00	18.05	17.99	18.03	17.97	18.20
		36	39	18.06	18.03	17.95	17.85	18.02	18.20
		75	0	18.07	18.11	18.03	17.94	17.94	18.20

Bandwidth	Modulation	RB size	RB offset	Channel 39750	Channel 40185	Channel 40620	Channel 41055	Channel 41490	Tune up
20MHz	QPSK	1	0	17.83	17.86	17.82	17.82	17.78	18.20
		1	50	18.04	17.78	17.02	18.03	18.04	18.20
		1	99	17.86	18.01	17.83	17.94	17.68	18.20
		50	0	17.97	17.94	18.06	18.01	17.85	18.20
		50	25	18.07	18.03	17.90	17.86	17.92	18.20
		50	50	18.09	17.91	17.96	18.00	18.02	18.20
		100	0	18.07	18.06	17.88	17.88	17.95	18.20
	16QAM	1	0	17.96	17.89	18.07	18.04	17.95	18.20
		1	50	18.09	18.05	18.04	18.04	18.08	18.20
		1	99	18.08	17.99	18.08	18.03	17.93	18.20
		50	0	18.00	17.82	17.90	17.98	17.93	18.20
		50	25	17.97	18.06	17.89	17.87	17.98	18.20
		50	50	18.03	18.03	17.89	18.01	17.83	18.20
		100	0	18.01	18.06	17.80	17.84	17.97	18.20
	64QAM	1	0	17.91	17.84	17.80	17.84	17.85	18.20
		1	50	17.77	17.79	17.66	17.74	17.73	18.20
		1	99	17.95	17.78	17.83	17.90	17.59	18.20
		50	0	17.96	18.01	18.04	17.96	17.82	18.20
		50	25	18.03	18.05	17.86	17.84	17.95	18.20
		50	50	18.01	17.97	17.99	18.01	17.90	18.20
		100	0	18.03	17.97	17.92	17.85	17.94	18.20

Unless otherwise stated the results shown in this test report refer only to the sample(s) tested and such sample(s) are retained for 90 days only.
除非另有說明，此報告結果僅對測試之樣品負責，同時此樣品僅保留90天。本報告未經本公司書面許可，不可部份複製。
This document is issued by the Company subject to its General Conditions of Service printed overleaf, available on request or accessible at www.sgs.com/terms_and_conditions.htm and for electronic format documents, subject to Terms and Conditions for Electronic Documents at www.sgs.com/terms_e-document.htm. Attention is drawn to the limitation of liability, indemnification and jurisdiction issues defined therein. Any holder of this document is advised that information contained hereon reflects the Company's findings at the time of its intervention only and within the limits of Client's instructions, if any. The Company's sole responsibility is to its Client and this document does not exonerate parties to a transaction from exercising all their rights and obligations under the transaction documents. This document cannot be reproduced except in full, without prior written approval of the Company. Any unauthorized alteration, forgery or falsification of the content or appearance of this document is unlawful and offenders may be prosecuted to the fullest extent of the law.

LTE Band 41 (class 2&3) WWAN+WLAN 2.4G Receiver on/ WWAN+WLAN 2.4G(Chain1)+BT Receiver on/ WWAN+WLAN 5G Receiver on/ WWAN+WLAN 5G+BT Receiver on				Conducted Power(dBm)					
Bandwidth	Modulation	RB size	RB offset	Channel 39675	Channel 40148	Channel 40620	Channel 41093	Channel 41565	Tune up
5MHz	QPSK	1	0	14.98	14.78	14.83	14.87	14.87	15.50
		1	13	14.85	14.82	15.00	14.97	15.11	15.50
		1	24	14.89	14.85	14.94	14.95	15.09	15.50
		12	0	15.03	15.10	15.08	15.05	15.18	15.50
		12	6	15.09	15.14	15.12	15.06	15.26	15.50
		12	13	14.99	14.99	15.09	15.10	15.18	15.50
		25	0	15.04	15.09	15.08	15.01	15.12	15.50
	16QAM	1	0	15.38	15.35	15.04	15.41	15.01	15.50
		1	13	15.40	15.03	15.09	15.15	15.04	15.50
		1	24	15.34	15.34	15.42	15.30	15.04	15.50
		12	0	15.13	15.20	15.35	15.17	15.29	15.50
		12	6	15.22	15.25	15.34	15.13	15.36	15.50
		12	13	15.21	15.23	15.20	15.17	15.34	15.50
		25	0	15.21	15.14	15.21	15.21	15.33	15.50
	64QAM	1	0	15.33	15.24	15.22	15.11	15.33	15.50
		1	13	15.34	15.41	15.14	15.23	15.05	15.50
		1	24	15.29	15.13	15.36	15.31	15.39	15.50
		12	0	15.27	15.12	15.14	15.11	15.27	15.50
		12	6	15.28	15.16	15.26	15.15	15.27	15.50
		12	13	15.29	15.12	15.21	15.18	15.36	15.50
		25	0	15.20	15.19	15.18	15.09	15.24	15.50
Bandwidth	Modulation	RB size	RB offset	Channel 39700	Channel 40160	Channel 40620	Channel 41080	Channel 41540	Tune up
10MHz	QPSK	1	0	14.87	14.84	14.97	14.93	14.95	15.50
		1	25	14.77	14.82	14.90	14.90	14.97	15.50
		1	49	14.85	14.85	14.93	14.93	15.01	15.50
		25	0	15.09	14.97	15.03	14.97	15.19	15.50
		25	13	15.07	15.12	15.20	15.17	15.21	15.50
		25	25	15.05	15.06	15.15	15.06	15.22	15.50
		50	0	15.04	15.07	15.04	15.11	15.05	15.50
	16QAM	1	0	15.31	15.25	15.08	15.39	15.05	15.50
		1	25	15.33	15.32	15.40	15.28	15.43	15.50
		1	49	15.32	15.35	15.31	15.38	15.07	15.50
		25	0	15.24	15.17	15.08	15.01	15.20	15.50
		25	13	15.19	15.25	15.19	15.06	15.27	15.50
		25	25	15.22	15.20	15.13	15.04	15.26	15.50
		50	0	15.20	15.22	15.27	15.10	15.38	15.50
	64QAM	1	0	15.08	15.17	15.45	15.41	15.03	15.50
		1	25	15.39	15.23	15.36	15.09	15.08	15.50
		1	49	15.35	15.34	15.36	15.00	15.39	15.50
		25	0	15.25	15.06	15.22	15.02	15.25	15.50
		25	13	15.23	15.24	15.32	15.14	15.20	15.50
		25	25	15.15	15.08	15.16	15.15	15.20	15.50
		50	0	15.26	15.20	15.18	15.10	15.23	15.50

Unless otherwise stated the results shown in this test report refer only to the sample(s) tested and such sample(s) are retained for 90 days only.
除非另有說明，此報告結果僅對測試之樣品負責，同時此樣品僅保留90天。本報告未經本公司書面許可，不可部份複製。
This document is issued by the Company subject to its General Conditions of Service printed overleaf, available on request or accessible at www.sgs.com/terms_and_conditions.htm and for electronic format documents, subject to Terms and Conditions for Electronic Documents at www.sgs.com/terms_e-document.htm. Attention is drawn to the limitation of liability, indemnification and jurisdiction issues defined therein. Any holder of this document is advised that information contained hereon reflects the Company's findings at the time of its intervention only and within the limits of Client's instructions, if any. The Company's sole responsibility is to its Client and this document does not exonerate parties to a transaction from exercising all their rights and obligations under the transaction documents. This document cannot be reproduced except in full, without prior written approval of the Company. Any unauthorized alteration, forgery or falsification of the content or appearance of this document is unlawful and offenders may be prosecuted to the fullest extent of the law.

Bandwidth	Modulation	RB size	RB offset	Channel 39725	Channel 40173	Channel 40620	Channel 41068	Channel 41515	Tune up
15MHz	QPSK	1	0	15.03	15.03	15.23	15.17	15.21	15.50
		1	38	15.07	15.12	15.12	15.05	15.25	15.50
		1	74	14.93	15.14	15.30	15.17	15.39	15.50
		36	0	15.17	15.25	15.20	15.13	15.30	15.50
		36	18	15.22	15.24	15.23	15.25	15.29	15.50
		36	39	15.19	15.14	15.24	15.26	15.30	15.50
		75	0	15.24	15.25	15.22	15.14	15.41	15.50
	16QAM	1	0	15.14	15.04	15.04	15.47	15.09	15.50
		1	38	15.35	15.44	15.42	15.44	15.02	15.50
		1	74	15.43	15.03	15.08	15.05	15.00	15.50
		36	0	15.27	15.28	15.35	15.32	15.42	15.50
		36	18	15.36	15.33	15.31	15.30	15.46	15.50
		36	39	15.28	15.34	15.37	15.33	15.44	15.50
		75	0	15.37	15.46	15.44	15.33	15.03	15.50
	64QAM	1	0	15.02	15.37	15.26	15.19	15.37	15.50
		1	38	15.41	15.24	15.34	15.14	15.39	15.50
		1	74	15.17	15.33	15.42	15.24	15.09	15.50
		36	0	15.37	15.34	15.44	15.31	15.41	15.50
		36	18	15.39	15.39	15.43	15.27	15.34	15.50
		36	39	15.36	15.34	15.42	15.40	15.04	15.50
		75	0	15.46	15.44	15.44	15.37	15.46	15.50
Bandwidth	Modulation	RB size	RB offset	Channel 39750	Channel 40185	Channel 40620	Channel 41055	Channel 41490	Tune up
20MHz	QPSK	1	0	15.12	14.91	15.23	15.11	15.18	15.50
		1	50	14.83	15.01	15.04	14.93	15.15	15.50
		1	99	14.85	14.99	15.08	15.04	15.19	15.50
		50	0	15.22	15.20	15.38	15.21	15.32	15.50
		50	25	15.05	15.25	15.24	15.30	15.37	15.50
		50	50	15.20	15.30	15.25	15.29	15.36	15.50
		100	0	15.20	15.25	15.23	15.29	15.38	15.50
	16QAM	1	0	15.04	15.04	15.06	15.18	15.09	15.50
		1	50	15.40	15.45	15.42	15.39	15.09	15.50
		1	99	15.28	15.47	15.02	15.42	15.05	15.50
		50	0	15.39	15.41	15.44	15.35	15.18	15.50
		50	25	15.18	15.40	15.44	15.41	15.41	15.50
		50	50	15.36	15.39	15.44	15.40	15.02	15.50
		100	0	15.38	15.43	15.46	15.40	15.44	15.50
	64QAM	1	0	15.24	15.17	15.35	15.29	15.43	15.50
		1	50	15.17	15.32	15.33	15.22	15.39	15.50
		1	99	15.05	15.27	15.28	15.27	15.02	15.50
		50	0	15.31	15.17	15.41	15.39	15.17	15.50
		50	25	15.42	15.46	15.05	15.17	15.45	15.50
		50	50	15.28	15.45	15.38	15.41	15.41	15.50
		100	0	15.42	15.40	15.00	15.40	15.43	15.50

Unless otherwise stated the results shown in this test report refer only to the sample(s) tested and such sample(s) are retained for 90 days only.
除非另有說明，此報告結果僅對測試之樣品負責，同時此樣品僅保留90天。本報告未經本公司書面許可，不可部份複製。
This document is issued by the Company subject to its General Conditions of Service printed overleaf, available on request or accessible at www.sgs.com/terms_and_conditions.htm and for electronic format documents, subject to Terms and Conditions for Electronic Documents at www.sgs.com/terms_e-document.htm. Attention is drawn to the limitation of liability, indemnification and jurisdiction issues defined therein. Any holder of this document is advised that information contained hereon reflects the Company's findings at the time of its intervention only and within the limits of Client's instructions, if any. The Company's sole responsibility is to its Client and this document does not exonerate parties to a transaction from exercising all their rights and obligations under the transaction documents. This document cannot be reproduced except in full, without prior written approval of the Company. Any unauthorized alteration, forgery or falsification of the content or appearance of this document is unlawful and offenders may be prosecuted to the fullest extent of the law.

LTE Band 41 (class 2&3) WWAN+WLAN 2.4G Receiver off/ WWAN+WLAN 2.4G(Chain1)+BT Receiver off/ WWAN+WLAN 5G Receiver off/ WWAN+WLAN 5G+BT Receiver off				Conducted Power(dBm)					
Bandwidth	Modulation	RB size	RB offset	Channel 39675	Channel 40148	Channel 40620	Channel 41093	Channel 41565	Tune up
5MHz	QPSK	1	0	18.74	18.70	18.64	18.59	18.61	19.20
		1	13	18.82	18.74	18.78	18.74	18.74	19.20
		1	24	18.71	18.74	18.66	18.66	18.68	19.20
		12	0	18.93	18.90	18.85	18.81	18.75	19.20
		12	6	18.87	18.93	18.92	18.91	18.83	19.20
		12	13	18.85	18.91	18.88	18.85	18.88	19.20
		25	0	18.87	18.87	18.81	18.79	18.77	19.20
	16QAM	1	0	18.94	18.89	18.87	18.86	18.86	19.20
		1	13	19.01	18.98	18.98	18.95	18.92	19.20
		1	24	18.92	18.92	18.90	18.88	18.88	19.20
		12	0	18.79	18.86	18.75	18.71	18.70	19.20
		12	6	18.84	18.88	18.85	18.88	18.73	19.20
		12	13	18.83	18.85	18.81	18.81	18.82	19.20
		25	0	18.90	18.79	18.77	18.77	18.76	19.20
	64QAM	1	0	18.69	18.73	18.62	18.59	18.64	19.20
		1	13	18.82	18.74	18.83	18.73	18.72	19.20
		1	24	18.68	18.74	18.71	18.64	18.66	19.20
		12	0	18.97	18.88	18.88	18.85	18.71	19.20
		12	6	18.88	18.96	18.97	18.89	18.87	19.20
		12	13	18.80	18.89	18.92	18.85	18.89	19.20
		25	0	18.88	18.92	18.85	18.74	18.78	19.20
Bandwidth	Modulation	RB size	RB offset	Channel 39700	Channel 40160	Channel 40620	Channel 41080	Channel 41540	Tune up
10MHz	QPSK	1	0	18.65	18.63	18.62	18.60	18.64	19.20
		1	25	18.76	18.63	18.58	18.62	18.56	19.20
		1	49	18.76	18.55	18.72	18.67	18.75	19.20
		25	0	18.78	18.73	18.86	18.81	18.75	19.20
		25	13	18.92	18.90	18.81	18.80	18.94	19.20
		25	25	18.85	18.86	18.84	18.83	18.91	19.20
		50	0	18.87	18.89	18.81	18.84	18.84	19.20
	16QAM	1	0	18.91	19.02	18.88	18.92	18.86	19.20
		1	25	18.98	18.94	18.88	18.87	18.94	19.20
		1	49	19.09	18.90	18.84	18.86	18.81	19.20
		25	0	18.82	18.73	18.65	18.68	18.58	19.20
		25	13	18.76	18.86	18.76	18.78	18.78	19.20
		25	25	18.73	18.89	18.76	18.72	18.74	19.20
		50	0	18.92	18.85	18.79	18.82	18.86	19.20
	64QAM	1	0	18.63	18.64	18.62	18.56	18.69	19.20
		1	25	18.72	18.61	18.53	18.59	18.60	19.20
		1	49	18.79	18.59	18.75	18.64	18.75	19.20
		25	0	18.82	18.71	18.91	18.76	18.73	19.20
		25	13	18.97	18.88	18.81	18.79	18.90	19.20
		25	25	18.88	18.89	18.83	18.86	18.90	19.20
		50	0	18.90	18.92	18.80	18.82	18.88	19.20

Unless otherwise stated the results shown in this test report refer only to the sample(s) tested and such sample(s) are retained for 90 days only.
除非另有說明，此報告結果僅對測試之樣品負責，同時此樣品僅保留90天。本報告未經本公司書面許可，不可部份複製。
This document is issued by the Company subject to its General Conditions of Service printed overleaf, available on request or accessible at www.sgs.com/terms_and_conditions.htm and for electronic format documents, subject to Terms and Conditions for Electronic Documents at www.sgs.com/terms_e-document.htm. Attention is drawn to the limitation of liability, indemnification and jurisdiction issues defined therein. Any holder of this document is advised that information contained hereon reflects the Company's findings at the time of its intervention only and within the limits of Client's instructions, if any. The Company's sole responsibility is to its Client and this document does not exonerate parties to a transaction from exercising all their rights and obligations under the transaction documents. This document cannot be reproduced except in full, without prior written approval of the Company. Any unauthorized alteration, forgery or falsification of the content or appearance of this document is unlawful and offenders may be prosecuted to the fullest extent of the law.

Bandwidth	Modulation	RB size	RB offset	Channel 39725	Channel 40173	Channel 40620	Channel 41068	Channel 41515	Tune up
15MHz	QPSK	1	0	18.87	18.88	18.88	18.86	18.84	19.20
		1	38	18.84	18.77	18.75	18.75	18.79	19.20
		1	74	19.02	18.93	18.93	18.94	18.89	19.20
		36	0	19.00	18.95	18.93	18.98	18.94	19.20
		36	18	19.03	19.08	19.06	19.10	18.94	19.20
		36	39	19.13	19.02	18.91	18.88	19.00	19.20
		75	0	19.09	19.07	18.99	18.96	18.94	19.20
	16QAM	1	0	19.11	19.12	19.07	19.09	19.04	19.20
		1	38	19.04	19.00	19.06	19.08	19.06	19.20
		1	74	19.08	19.01	19.02	19.02	19.05	19.20
		36	0	18.97	18.82	18.83	18.88	18.81	19.20
		36	18	18.94	18.94	18.95	18.96	18.79	19.20
		36	39	19.08	18.89	18.69	18.65	18.84	19.20
		75	0	19.03	18.97	18.92	18.95	18.84	19.20
	64QAM	1	0	18.82	18.83	18.90	18.84	18.83	19.20
		1	38	18.88	18.81	18.74	18.75	18.80	19.20
		1	74	19.06	18.93	18.89	18.90	18.90	19.20
		36	0	19.01	18.99	18.89	18.99	18.97	19.20
		36	18	19.05	19.07	19.02	19.10	18.97	19.20
		36	39	19.10	19.07	18.96	18.91	19.02	19.20
		75	0	19.04	19.12	19.03	18.96	18.93	19.20

Bandwidth	Modulation	RB size	RB offset	Channel 39750	Channel 40185	Channel 40620	Channel 41055	Channel 41490	Tune up
20MHz	QPSK	1	0	18.88	18.83	18.83	18.84	18.78	19.20
		1	50	19.12	18.81	18.04	19.00	19.11	19.20
		1	99	18.87	19.06	18.85	18.90	18.70	19.20
		50	0	18.98	18.99	19.02	18.98	18.86	19.20
		50	25	19.05	19.05	18.89	18.86	18.96	19.20
		50	50	19.05	18.95	19.00	18.99	18.98	19.20
		100	0	19.12	19.06	18.93	18.89	18.99	19.20
	16QAM	1	0	18.93	18.92	19.07	19.03	18.99	19.20
		1	50	19.07	19.07	19.06	19.09	19.04	19.20
		1	99	19.08	18.96	19.06	19.03	18.94	19.20
		50	0	19.00	18.86	18.95	18.98	18.89	19.20
		50	25	19.03	19.03	18.86	18.90	18.97	19.20
		50	50	18.99	19.01	18.92	18.97	18.86	19.20
		100	0	19.09	19.03	18.84	18.82	18.96	19.20
	64QAM	1	0	18.92	18.87	18.78	18.89	18.81	19.20
		1	50	18.74	18.77	18.72	18.77	18.76	19.20
		1	99	18.92	18.77	18.89	18.91	18.65	19.20
		50	0	19.01	19.04	19.06	18.94	18.87	19.20
		50	25	19.00	19.05	18.86	18.87	18.92	19.20
		50	50	19.01	18.93	19.01	18.97	18.96	19.20
		100	0	19.09	19.01	18.88	18.84	18.95	19.20

Unless otherwise stated the results shown in this test report refer only to the sample(s) tested and such sample(s) are retained for 90 days only.
除非另有說明，此報告結果僅對測試之樣品負責，同時此樣品僅保留90天。本報告未經本公司書面許可，不可部份複製。
This document is issued by the Company subject to its General Conditions of Service printed overleaf, available on request or accessible at www.sgs.com/terms_and_conditions.htm and for electronic format documents, subject to Terms and Conditions for Electronic Documents at www.sgs.com/terms_e-document.htm. Attention is drawn to the limitation of liability, indemnification and jurisdiction issues defined therein. Any holder of this document is advised that information contained hereon reflects the Company's findings at the time of its intervention only and within the limits of Client's instructions, if any. The Company's sole responsibility is to its Client and this document does not exonerate parties to a transaction from exercising all their rights and obligations under the transaction documents. This document cannot be reproduced except in full, without prior written approval of the Company. Any unauthorized alteration, forgery or falsification of the content or appearance of this document is unlawful and offenders may be prosecuted to the fullest extent of the law.

LTE Band 66 Receiver on				Conducted Power(dBm)			
Bandwidth	Modulation	RB size	RB offset	Channel 131979	Channel 132322	Channel 132665	Tune up
1.4MHz	QPSK	1	0	14.32	14.27	14.34	15.70
		1	2	14.51	14.49	14.42	15.70
		1	5	14.47	14.47	14.27	15.70
		3	0	14.50	14.35	14.35	15.70
		3	1	14.52	14.47	14.34	15.70
		3	3	14.44	14.41	14.28	15.70
		6	0	14.54	14.47	14.32	15.70
	16QAM	1	0	14.87	14.70	14.76	15.70
		1	2	15.00	14.88	14.90	15.70
		1	5	14.90	14.84	14.70	15.70
		3	0	14.62	14.62	14.70	15.70
		3	1	14.86	14.75	14.33	15.70
		3	3	14.64	14.70	14.46	15.70
		6	0	14.73	14.72	14.62	15.70
	64QAM	1	0	14.82	14.55	14.71	15.70
		1	2	14.78	14.60	14.66	15.70
		1	5	14.67	14.65	14.44	15.70
		3	0	14.43	14.56	14.70	15.70
		3	1	14.86	14.47	14.21	15.70
		3	3	14.56	14.53	14.31	15.70
		6	0	14.65	14.52	14.43	15.70
Bandwidth	Modulation	RB size	RB offset	Channel 131987	Channel 132322	Channel 132657	Tune up
3MHz	QPSK	1	0	14.41	14.35	14.28	15.70
		1	7	14.50	14.51	14.24	15.70
		1	14	14.41	14.57	14.41	15.70
		8	0	14.50	14.49	14.42	15.70
		8	4	14.68	14.57	14.54	15.70
		8	7	14.66	14.66	14.50	15.70
		15	0	14.56	14.49	14.48	15.70
	16QAM	1	0	14.89	14.78	15.17	15.70
		1	7	14.84	14.59	14.62	15.70
		1	14	15.15	14.82	14.77	15.70
		8	0	14.78	14.73	14.59	15.70
		8	4	14.80	14.70	14.60	15.70
		8	7	14.87	14.82	14.64	15.70
		15	0	14.80	14.60	14.58	15.70
	64QAM	1	0	14.61	14.66	15.00	15.70
		1	7	14.81	14.32	14.45	15.70
		1	14	15.12	14.70	14.61	15.70
		8	0	14.50	14.52	14.52	15.70
		8	4	14.67	14.49	14.52	15.70
		8	7	14.63	14.57	14.57	15.70
		15	0	14.78	14.45	14.57	15.70

Unless otherwise stated the results shown in this test report refer only to the sample(s) tested and such sample(s) are retained for 90 days only.
除非另有說明，此報告結果僅對測試之樣品負責，同時此樣品僅保留90天。本報告未經本公司書面許可，不可部份複製。
This document is issued by the Company subject to its General Conditions of Service printed overleaf, available on request or accessible at www.sgs.com/terms_and_conditions.htm and for electronic format documents, subject to Terms and Conditions for Electronic Documents at www.sgs.com/terms_e-document.htm. Attention is drawn to the limitation of liability, indemnification and jurisdiction issues defined therein. Any holder of this document is advised that information contained hereon reflects the Company's findings at the time of its intervention only and within the limits of Client's instructions, if any. The Company's sole responsibility is to its Client and this document does not exonerate parties to a transaction from exercising all their rights and obligations under the transaction documents. This document cannot be reproduced except in full, without prior written approval of the Company. Any unauthorized alteration, forgery or falsification of the content or appearance of this document is unlawful and offenders may be prosecuted to the fullest extent of the law.

Bandwidth	Modulation	RB size	RB offset	Channel 131997	Channel 132322	Channel 132647	Tune up
5MHz	QPSK	1	0	14.42	14.40	14.34	15.70
		1	13	14.44	14.54	14.53	15.70
		1	24	14.46	14.46	14.34	15.70
		12	0	14.68	14.46	14.43	15.70
		12	6	14.64	14.46	14.44	15.70
		12	13	14.61	14.48	14.50	15.70
		25	0	14.57	14.51	14.41	15.70
	16QAM	1	0	14.94	14.97	14.79	15.70
		1	13	14.79	14.74	15.38	15.70
		1	24	15.21	15.29	15.07	15.70
		12	0	14.77	14.61	14.64	15.70
		12	6	14.86	14.64	14.62	15.70
		12	13	14.67	14.68	14.65	15.70
		25	0	14.77	14.66	14.55	15.70
	64QAM	1	0	14.90	14.71	14.59	15.70
		1	13	14.71	14.61	15.36	15.70
		1	24	15.11	15.07	14.94	15.70
		12	0	14.64	14.56	14.41	15.70
		12	6	14.61	14.43	14.37	15.70
		12	13	14.57	14.40	14.50	15.70
		25	0	14.52	14.40	14.32	15.70
Bandwidth	Modulation	RB size	RB offset	Channel 132022	Channel 132322	Channel 132622	Tune up
10MHz	QPSK	1	0	14.47	14.33	14.40	15.70
		1	25	14.51	14.41	14.36	15.70
		1	49	14.38	14.43	14.45	15.70
		25	0	14.48	14.41	14.39	15.70
		25	13	14.59	14.54	14.48	15.70
		25	25	14.48	14.50	14.48	15.70
		50	0	14.64	14.47	14.54	15.70
	16QAM	1	0	14.62	15.09	14.47	15.70
		1	25	14.79	14.91	14.78	15.70
		1	49	14.99	15.20	14.93	15.70
		25	0	14.79	14.62	14.62	15.70
		25	13	14.54	14.74	14.68	15.70
		25	25	14.71	14.73	14.53	15.70
		50	0	14.70	14.73	14.70	15.70
	64QAM	1	0	14.55	15.08	14.32	15.70
		1	25	14.66	14.72	14.67	15.70
		1	49	14.84	15.03	14.88	15.70
		25	0	14.55	14.43	14.35	15.70
		25	13	14.32	14.65	14.45	15.70
		25	25	14.65	14.69	14.41	15.70
		50	0	14.43	14.59	14.49	15.70

Unless otherwise stated the results shown in this test report refer only to the sample(s) tested and such sample(s) are retained for 90 days only.
除非另有說明，此報告結果僅對測試之樣品負責，同時此樣品僅保留90天。本報告未經本公司書面許可，不可部份複製。
This document is issued by the Company subject to its General Conditions of Service printed overleaf, available on request or accessible at www.sgs.com/terms_and_conditions.htm and for electronic format documents, subject to Terms and Conditions for Electronic Documents at www.sgs.com/terms_e-document.htm. Attention is drawn to the limitation of liability, indemnification and jurisdiction issues defined therein. Any holder of this document is advised that information contained hereon reflects the Company's findings at the time of its intervention only and within the limits of Client's instructions, if any. The Company's sole responsibility is to its Client and this document does not exonerate parties to a transaction from exercising all their rights and obligations under the transaction documents. This document cannot be reproduced except in full, without prior written approval of the Company. Any unauthorized alteration, forgery or falsification of the content or appearance of this document is unlawful and offenders may be prosecuted to the fullest extent of the law.

Bandwidth	Modulation	RB size	RB offset	Channel 132047	Channel 132322	Channel 132597	Tune up
15MHz	QPSK	1	0	14.66	14.61	14.56	15.70
		1	38	14.73	14.45	14.41	15.70
		1	74	14.60	14.50	14.46	15.70
		36	0	14.74	14.59	14.60	15.70
		36	18	14.74	14.57	14.67	15.70
		36	39	14.75	14.65	14.70	15.70
		75	0	14.70	14.58	14.60	15.70
	16QAM	1	0	15.09	15.10	15.01	15.70
		1	38	15.21	14.99	15.02	15.70
		1	74	15.11	15.10	14.92	15.70
		36	0	14.87	14.90	14.71	15.70
		36	18	14.88	14.90	14.70	15.70
		36	39	14.88	14.79	14.72	15.70
		75	0	14.97	14.79	14.84	15.70
	64QAM	1	0	14.82	15.03	15.01	15.70
		1	38	15.16	14.84	14.84	15.70
		1	74	15.04	14.85	14.78	15.70
		36	0	14.63	14.82	14.44	15.70
		36	18	14.73	14.87	14.53	15.70
		36	39	14.79	14.63	14.47	15.70
		75	0	14.82	14.67	14.79	15.70
Bandwidth	Modulation	RB size	RB offset	Channel 132072	Channel 132322	Channel 132572	Tune up
20MHz	QPSK	1	0	14.71	14.72	14.36	15.70
		1	50	14.36	14.55	14.35	15.70
		1	99	14.64	14.58	14.32	15.70
		50	0	14.67	14.59	14.68	15.70
		50	25	14.75	14.57	14.65	15.70
		50	50	14.69	14.68	14.58	15.70
		100	0	14.67	14.60	14.49	15.70
	16QAM	1	0	15.26	15.09	15.41	15.70
		1	50	14.88	14.74	14.65	15.70
		1	99	15.15	15.20	14.81	15.70
		50	0	14.87	14.84	14.85	15.70
		50	25	14.94	14.87	14.88	15.70
		50	50	14.87	14.93	14.91	15.70
		100	0	14.84	14.79	14.79	15.70
	64QAM	1	0	15.17	15.04	15.28	15.70
		1	50	14.69	14.49	14.48	15.70
		1	99	14.97	14.92	14.62	15.70
		50	0	14.75	14.83	14.72	15.70
		50	25	14.75	14.77	14.68	15.70
		50	50	14.86	14.69	14.84	15.70
		100	0	14.62	14.64	14.71	15.70

Unless otherwise stated the results shown in this test report refer only to the sample(s) tested and such sample(s) are retained for 90 days only.
除非另有說明，此報告結果僅對測試之樣品負責，同時此樣品僅保留90天。本報告未經本公司書面許可，不可部份複製。
This document is issued by the Company subject to its General Conditions of Service printed overleaf, available on request or accessible at www.sgs.com/terms_and_conditions.htm and for electronic format documents, subject to Terms and Conditions for Electronic Documents at www.sgs.com/terms_e-document.htm. Attention is drawn to the limitation of liability, indemnification and jurisdiction issues defined therein. Any holder of this document is advised that information contained hereon reflects the Company's findings at the time of its intervention only and within the limits of Client's instructions, if any. The Company's sole responsibility is to its Client and this document does not exonerate parties to a transaction from exercising all their rights and obligations under the transaction documents. This document cannot be reproduced except in full, without prior written approval of the Company. Any unauthorized alteration, forgery or falsification of the content or appearance of this document is unlawful and offenders may be prosecuted to the fullest extent of the law.

LTE Band 66 Receiver off				Conducted Power(dBm)			
Bandwidth	Modulation	RB size	RB offset	Channel 131979	Channel 132322	Channel 132665	Tune up
1.4MHz	QPSK	1	0	17.25	17.14	17.21	18.50
		1	2	17.47	17.21	17.21	18.50
		1	5	17.27	17.18	17.21	18.50
		3	0	17.32	17.26	17.16	18.50
		3	1	17.45	17.30	17.11	18.50
		3	3	17.47	17.22	17.07	18.50
		6	0	17.45	17.29	17.18	18.50
	16QAM	1	0	17.67	17.39	17.31	18.50
		1	2	18.09	17.39	17.33	18.50
		1	5	17.61	17.58	17.22	18.50
		3	0	17.17	17.08	17.26	18.50
		3	1	17.43	17.37	17.22	18.50
		3	3	17.37	17.39	17.20	18.50
		6	0	17.44	17.29	17.29	18.50
	64QAM	1	0	17.98	17.88	17.71	18.50
		1	2	17.57	17.45	17.47	18.50
		1	5	17.65	17.56	17.74	18.50
		3	0	17.82	17.82	17.78	18.50
		3	1	17.86	17.64	17.84	18.50
		3	3	17.79	17.95	17.72	18.50
		6	0	18.07	17.77	17.79	18.50
Bandwidth	Modulation	RB size	RB offset	Channel 131987	Channel 132322	Channel 132657	Tune up
3MHz	QPSK	1	0	17.44	17.23	17.17	18.50
		1	7	17.23	17.39	17.11	18.50
		1	14	17.44	17.23	17.06	18.50
		8	0	17.52	17.39	17.29	18.50
		8	4	17.55	17.36	17.31	18.50
		8	7	17.49	17.47	17.26	18.50
		15	0	17.46	17.32	17.29	18.50
	16QAM	1	0	17.74	17.20	17.44	18.50
		1	7	17.44	17.46	17.33	18.50
		1	14	17.73	17.90	17.57	18.50
		8	0	17.47	17.40	17.29	18.50
		8	4	17.52	17.42	17.34	18.50
		8	7	17.48	17.43	17.20	18.50
		15	0	17.57	17.38	17.22	18.50
	64QAM	1	0	17.66	17.38	17.21	18.50
		1	7	17.29	17.47	17.17	18.50
		1	14	17.72	17.31	17.19	18.50
		8	0	17.74	17.52	17.43	18.50
		8	4	17.69	17.53	17.32	18.50
		8	7	17.76	17.61	17.43	18.50
		15	0	17.49	17.41	17.32	18.50

Unless otherwise stated the results shown in this test report refer only to the sample(s) tested and such sample(s) are retained for 90 days only.
除非另有說明，此報告結果僅對測試之樣品負責，同時此樣品僅保留90天。本報告未經本公司書面許可，不可部份複製。
This document is issued by the Company subject to its General Conditions of Service printed overleaf, available on request or accessible at www.sgs.com/terms_and_conditions.htm and for electronic format documents, subject to Terms and Conditions for Electronic Documents at www.sgs.com/terms_e-document.htm. Attention is drawn to the limitation of liability, indemnification and jurisdiction issues defined therein. Any holder of this document is advised that information contained hereon reflects the Company's findings at the time of its intervention only and within the limits of Client's instructions, if any. The Company's sole responsibility is to its Client and this document does not exonerate parties to a transaction from exercising all their rights and obligations under the transaction documents. This document cannot be reproduced except in full, without prior written approval of the Company. Any unauthorized alteration, forgery or falsification of the content or appearance of this document is unlawful and offenders may be prosecuted to the fullest extent of the law.

Bandwidth	Modulation	RB size	RB offset	Channel 131997	Channel 132322	Channel 132647	Tune up
5MHz	QPSK	1	0	17.19	17.32	17.31	18.50
		1	13	17.52	17.35	17.47	18.50
		1	24	17.45	17.39	17.41	18.50
		12	0	17.58	17.40	17.34	18.50
		12	6	17.58	17.39	17.38	18.50
		12	13	17.52	17.44	17.44	18.50
		25	0	17.49	17.37	17.38	18.50
	16QAM	1	0	18.10	17.97	17.54	18.50
		1	13	17.80	17.76	17.99	18.50
		1	24	17.75	17.98	17.44	18.50
		12	0	17.58	17.51	17.50	18.50
		12	6	17.53	17.24	17.52	18.50
		12	13	17.46	17.46	17.49	18.50
		25	0	17.39	17.44	17.36	18.50
	64QAM	1	0	17.47	17.60	17.43	18.50
		1	13	17.79	17.61	17.58	18.50
		1	24	17.65	17.47	17.63	18.50
		12	0	17.72	17.65	17.40	18.50
		12	6	17.70	17.60	17.47	18.50
		12	13	17.62	17.67	17.60	18.50
		25	0	17.63	17.61	17.39	18.50
Bandwidth	Modulation	RB size	RB offset	Channel 132022	Channel 132322	Channel 132622	Tune up
10MHz	QPSK	1	0	17.32	17.47	17.39	18.50
		1	25	17.43	17.27	17.23	18.50
		1	49	17.22	17.24	17.41	18.50
		25	0	17.46	17.38	17.36	18.50
		25	13	17.55	17.39	17.49	18.50
		25	25	17.43	17.45	17.43	18.50
		50	0	17.59	17.41	17.41	18.50
	16QAM	1	0	17.80	17.72	17.92	18.50
		1	25	17.43	17.62	17.50	18.50
		1	49	17.83	17.56	17.96	18.50
		25	0	17.40	17.45	17.37	18.50
		25	13	17.64	17.44	17.52	18.50
		25	25	17.56	17.58	17.54	18.50
		50	0	17.51	17.48	17.41	18.50
	64QAM	1	0	17.49	17.70	17.56	18.50
		1	25	17.62	17.31	17.42	18.50
		1	49	17.35	17.39	17.66	18.50
		25	0	17.50	17.53	17.54	18.50
		25	13	17.74	17.56	17.58	18.50
		25	25	17.61	17.66	17.53	18.50
		50	0	17.81	17.68	17.49	18.50

Unless otherwise stated the results shown in this test report refer only to the sample(s) tested and such sample(s) are retained for 90 days only.
除非另有說明，此報告結果僅對測試之樣品負責，同時此樣品僅保留90天。本報告未經本公司書面許可，不可部份複製。
This document is issued by the Company subject to its General Conditions of Service printed overleaf, available on request or accessible at www.sgs.com/terms_and_conditions.htm and for electronic format documents, subject to Terms and Conditions for Electronic Documents at www.sgs.com/terms_e-document.htm. Attention is drawn to the limitation of liability, indemnification and jurisdiction issues defined therein. Any holder of this document is advised that information contained hereon reflects the Company's findings at the time of its intervention only and within the limits of Client's instructions, if any. The Company's sole responsibility is to its Client and this document does not exonerate parties to a transaction from exercising all their rights and obligations under the transaction documents. This document cannot be reproduced except in full, without prior written approval of the Company. Any unauthorized alteration, forgery or falsification of the content or appearance of this document is unlawful and offenders may be prosecuted to the fullest extent of the law.

Bandwidth	Modulation	RB size	RB offset	Channel 132047	Channel 132322	Channel 132597	Tune up
15MHz	QPSK	1	0	17.48	17.45	17.43	18.50
		1	38	17.62	17.61	17.49	18.50
		1	74	17.55	17.48	17.56	18.50
		36	0	17.59	17.58	17.58	18.50
		36	18	17.69	17.65	17.55	18.50
		36	39	17.69	17.65	17.68	18.50
		75	0	17.71	17.64	17.52	18.50
	16QAM	1	0	18.09	17.82	18.13	18.50
		1	38	17.81	17.66	18.10	18.50
		1	74	18.02	17.86	17.87	18.50
		36	0	17.74	17.50	17.63	18.50
		36	18	17.69	17.65	17.74	18.50
		36	39	17.69	17.61	17.67	18.50
		75	0	17.67	17.58	17.60	18.50
	64QAM	1	0	17.69	17.45	17.48	18.50
		1	38	17.76	17.88	17.75	18.50
		1	74	17.63	17.62	17.66	18.50
		36	0	17.75	17.61	17.86	18.50
		36	18	17.96	17.69	17.69	18.50
		36	39	17.74	17.67	17.79	18.50
		75	0	17.97	17.83	17.78	18.50
Bandwidth	Modulation	RB size	RB offset	Channel 132072	Channel 132322	Channel 132572	Tune up
20MHz	QPSK	1	0	17.78	17.72	17.50	18.50
		1	50	17.79	17.42	17.44	18.50
		1	99	17.51	17.50	17.58	18.50
		50	0	17.74	17.71	17.56	18.50
		50	25	17.80	17.57	17.71	18.50
		50	50	17.73	17.69	17.60	18.50
		100	0	17.79	17.62	17.64	18.50
	16QAM	1	0	18.13	17.71	17.74	18.50
		1	50	17.89	17.65	17.65	18.50
		1	99	18.15	17.89	17.83	18.50
		50	0	17.60	17.64	17.58	18.50
		50	25	17.76	17.64	17.63	18.50
		50	50	17.65	17.62	17.65	18.50
		100	0	17.73	17.64	17.61	18.50
	64QAM	1	0	17.93	17.98	17.69	18.50
		1	50	17.72	17.62	17.44	18.50
		1	99	17.53	17.51	17.64	18.50
		50	0	17.81	17.78	17.68	18.50
		50	25	17.97	17.81	17.96	18.50
		50	50	17.93	17.86	17.80	18.50
		100	0	17.84	17.81	17.70	18.50

Unless otherwise stated the results shown in this test report refer only to the sample(s) tested and such sample(s) are retained for 90 days only.
除非另有說明，此報告結果僅對測試之樣品負責，同時此樣品僅保留90天。本報告未經本公司書面許可，不可部份複製。
This document is issued by the Company subject to its General Conditions of Service printed overleaf, available on request or accessible at www.sgs.com/terms_and_conditions.htm and for electronic format documents, subject to Terms and Conditions for Electronic Documents at www.sgs.com/terms_e-document.htm. Attention is drawn to the limitation of liability, indemnification and jurisdiction issues defined therein. Any holder of this document is advised that information contained hereon reflects the Company's findings at the time of its intervention only and within the limits of Client's instructions, if any. The Company's sole responsibility is to its Client and this document does not exonerate parties to a transaction from exercising all their rights and obligations under the transaction documents. This document cannot be reproduced except in full, without prior written approval of the Company. Any unauthorized alteration, forgery or falsification of the content or appearance of this document is unlawful and offenders may be prosecuted to the fullest extent of the law.

LTE Band 66 WWAN+WLAN 2.4G(Chain0)+WLAN 5G(Chain1) Receiver on				Conducted Power(dBm)			
Bandwidth	Modulation	RB size	RB offset	Channel 131979	Channel 132322	Channel 132665	Tune up
1.4MHz	QPSK	1	0	12.46	12.53	12.48	14.00
		1	2	12.67	12.65	12.51	14.00
		1	5	12.61	12.68	12.61	14.00
		3	0	12.63	12.58	12.45	14.00
		3	1	12.65	12.71	12.49	14.00
		3	3	12.59	12.67	12.60	14.00
		6	0	12.67	12.69	12.62	14.00
	16QAM	1	0	12.63	12.81	12.79	14.00
		1	2	13.01	13.04	12.75	14.00
		1	5	12.97	12.84	12.85	14.00
		3	0	12.58	12.46	12.48	14.00
		3	1	12.86	12.72	12.57	14.00
		3	3	12.61	12.60	12.70	14.00
		6	0	12.89	12.71	12.75	14.00
	64QAM	1	0	12.50	12.56	12.75	14.00
		1	2	12.95	12.89	12.56	14.00
		1	5	12.77	12.72	12.57	14.00
		3	0	12.48	12.18	12.26	14.00
		3	1	12.85	12.64	12.57	14.00
		3	3	12.59	12.36	12.47	14.00
		6	0	12.65	12.50	12.69	14.00
Bandwidth	Modulation	RB size	RB offset	Channel 131987	Channel 132322	Channel 132657	Tune up
3MHz	QPSK	1	0	12.58	12.57	12.44	14.00
		1	7	12.70	12.69	12.73	14.00
		1	14	12.72	12.71	12.69	14.00
		8	0	12.74	12.72	12.57	14.00
		8	4	12.86	12.78	12.72	14.00
		8	7	12.81	12.86	12.74	14.00
		15	0	12.83	12.73	12.65	14.00
	16QAM	1	0	12.81	12.76	12.41	14.00
		1	7	12.77	12.45	12.83	14.00
		1	14	12.92	13.12	12.40	14.00
		8	0	12.79	12.70	12.44	14.00
		8	4	12.83	12.76	12.66	14.00
		8	7	12.76	12.81	12.64	14.00
		15	0	12.86	12.70	12.68	14.00
	64QAM	1	0	12.77	12.64	12.23	14.00
		1	7	12.51	12.26	12.62	14.00
		1	14	12.81	13.04	12.37	14.00
		8	0	12.62	12.45	12.33	14.00
		8	4	12.71	12.75	12.46	14.00
		8	7	12.49	12.60	12.58	14.00
		15	0	12.67	12.46	12.58	14.00

Unless otherwise stated the results shown in this test report refer only to the sample(s) tested and such sample(s) are retained for 90 days only.
除非另有說明，此報告結果僅對測試之樣品負責，同時此樣品僅保留90天。本報告未經本公司書面許可，不可部份複製。
This document is issued by the Company subject to its General Conditions of Service printed overleaf, available on request or accessible at www.sgs.com/terms_and_conditions.htm and for electronic format documents, subject to Terms and Conditions for Electronic Documents at www.sgs.com/terms_e-document.htm. Attention is drawn to the limitation of liability, indemnification and jurisdiction issues defined therein. Any holder of this document is advised that information contained hereon reflects the Company's findings at the time of its intervention only and within the limits of Client's instructions, if any. The Company's sole responsibility is to its Client and this document does not exonerate parties to a transaction from exercising all their rights and obligations under the transaction documents. This document cannot be reproduced except in full, without prior written approval of the Company. Any unauthorized alteration, forgery or falsification of the content or appearance of this document is unlawful and offenders may be prosecuted to the fullest extent of the law.

Bandwidth	Modulation	RB size	RB offset	Channel 131997	Channel 132322	Channel 132647	Tune up
5MHz	QPSK	1	0	12.65	12.73	12.62	14.00
		1	13	12.89	12.87	12.69	14.00
		1	24	12.68	12.78	12.67	14.00
		12	0	12.90	12.74	12.75	14.00
		12	6	12.87	12.78	12.72	14.00
		12	13	12.83	12.79	12.79	14.00
		25	0	12.93	12.71	12.71	14.00
	16QAM	1	0	12.93	12.82	12.97	14.00
		1	13	13.59	13.05	12.73	14.00
		1	24	13.46	12.85	12.83	14.00
		12	0	12.88	12.78	12.70	14.00
		12	6	13.00	12.78	12.72	14.00
		12	13	12.90	12.77	12.72	14.00
		25	0	12.83	12.75	12.71	14.00
	64QAM	1	0	12.68	12.66	12.89	14.00
		1	13	13.53	13.02	12.73	14.00
		1	24	13.36	12.61	12.70	14.00
		12	0	12.74	12.71	12.50	14.00
		12	6	12.81	12.55	12.60	14.00
		12	13	12.88	12.49	12.71	14.00
		25	0	12.83	12.67	12.60	14.00
Bandwidth	Modulation	RB size	RB offset	Channel 132022	Channel 132322	Channel 132622	Tune up
10MHz	QPSK	1	0	12.72	12.58	12.79	14.00
		1	25	12.82	12.53	12.66	14.00
		1	49	12.71	12.70	12.58	14.00
		25	0	12.65	12.72	12.73	14.00
		25	13	12.84	12.77	12.80	14.00
		25	25	12.82	12.77	12.81	14.00
		50	0	13.00	12.75	12.77	14.00
	16QAM	1	0	13.13	12.47	12.86	14.00
		1	25	13.52	13.06	13.41	14.00
		1	49	13.27	13.44	12.92	14.00
		25	0	12.75	12.59	12.68	14.00
		25	13	12.82	12.81	12.84	14.00
		25	25	12.91	12.68	12.77	14.00
		50	0	12.93	12.72	12.75	14.00
	64QAM	1	0	13.02	12.21	12.70	14.00
		1	25	13.30	12.95	13.13	14.00
		1	49	13.14	13.32	12.92	14.00
		25	0	12.69	12.40	12.53	14.00
		25	13	12.59	12.54	12.82	14.00
		25	25	12.83	12.48	12.49	14.00
		50	0	12.67	12.60	12.54	14.00

Unless otherwise stated the results shown in this test report refer only to the sample(s) tested and such sample(s) are retained for 90 days only.
除非另有說明，此報告結果僅對測試之樣品負責，同時此樣品僅保留90天。本報告未經本公司書面許可，不可部份複製。
This document is issued by the Company subject to its General Conditions of Service printed overleaf, available on request or accessible at www.sgs.com/terms_and_conditions.htm and for electronic format documents, subject to Terms and Conditions for Electronic Documents at www.sgs.com/terms_e-document.htm. Attention is drawn to the limitation of liability, indemnification and jurisdiction issues defined therein. Any holder of this document is advised that information contained hereon reflects the Company's findings at the time of its intervention only and within the limits of Client's instructions, if any. The Company's sole responsibility is to its Client and this document does not exonerate parties to a transaction from exercising all their rights and obligations under the transaction documents. This document cannot be reproduced except in full, without prior written approval of the Company. Any unauthorized alteration, forgery or falsification of the content or appearance of this document is unlawful and offenders may be prosecuted to the fullest extent of the law.

Bandwidth	Modulation	RB size	RB offset	Channel 132047	Channel 132322	Channel 132597	Tune up
15MHz	QPSK	1	0	12.93	12.86	12.85	14.00
		1	38	12.77	12.78	12.71	14.00
		1	74	12.80	12.80	12.63	14.00
		36	0	13.00	12.91	12.85	14.00
		36	18	13.00	12.80	12.93	14.00
		36	39	12.96	12.93	12.94	14.00
		75	0	13.04	12.80	12.94	14.00
	16QAM	1	0	12.95	13.11	13.49	14.00
		1	38	12.80	13.02	13.43	14.00
		1	74	13.36	13.11	13.02	14.00
		36	0	13.10	13.01	12.81	14.00
		36	18	13.02	12.90	12.97	14.00
		36	39	13.00	12.95	12.87	14.00
		75	0	13.00	12.89	12.89	14.00
	64QAM	1	0	12.87	13.05	13.36	14.00
		1	38	12.69	12.95	13.43	14.00
		1	74	13.09	12.98	12.77	14.00
		36	0	13.02	12.79	12.79	14.00
		36	18	13.02	12.67	12.79	14.00
		36	39	12.72	12.69	12.74	14.00
		75	0	12.89	12.64	12.79	14.00
Bandwidth	Modulation	RB size	RB offset	Channel 132072	Channel 132322	Channel 132572	Tune up
20MHz	QPSK	1	0	13.04	13.05	12.90	14.00
		1	50	12.88	12.71	12.68	14.00
		1	99	12.98	12.79	12.78	14.00
		50	0	13.12	12.99	12.87	14.00
		50	25	13.13	12.92	12.84	14.00
		50	50	13.01	12.90	12.87	14.00
		100	0	13.02	12.93	12.87	14.00
	16QAM	1	0	13.33	13.10	13.33	14.00
		1	50	13.09	13.47	12.92	14.00
		1	99	13.07	12.98	12.98	14.00
		50	0	13.12	12.94	12.97	14.00
		50	25	13.02	12.93	12.87	14.00
		50	50	13.01	13.02	12.94	14.00
		100	0	12.99	12.91	12.95	14.00
	64QAM	1	0	13.17	13.00	13.17	14.00
		1	50	12.86	13.20	12.86	14.00
		1	99	13.07	12.94	12.82	14.00
		50	0	12.85	12.94	12.74	14.00
		50	25	12.84	12.81	12.63	14.00
		50	50	12.91	12.93	12.66	14.00
		100	0	12.85	12.72	12.88	14.00

Unless otherwise stated the results shown in this test report refer only to the sample(s) tested and such sample(s) are retained for 90 days only.
除非另有說明，此報告結果僅對測試之樣品負責，同時此樣品僅保留90天。本報告未經本公司書面許可，不可部份複製。
This document is issued by the Company subject to its General Conditions of Service printed overleaf, available on request or accessible at www.sgs.com/terms_and_conditions.htm and for electronic format documents, subject to Terms and Conditions for Electronic Documents at www.sgs.com/terms_e-document.htm. Attention is drawn to the limitation of liability, indemnification and jurisdiction issues defined therein. Any holder of this document is advised that information contained hereon reflects the Company's findings at the time of its intervention only and within the limits of Client's instructions, if any. The Company's sole responsibility is to its Client and this document does not exonerate parties to a transaction from exercising all their rights and obligations under the transaction documents. This document cannot be reproduced except in full, without prior written approval of the Company. Any unauthorized alteration, forgery or falsification of the content or appearance of this document is unlawful and offenders may be prosecuted to the fullest extent of the law.

LTE Band 66 WWAN+WLAN 2.4G(Chain0)+WLAN 5G(Chain1) Receiver off				Conducted Power(dBm)			
Bandwidth	Modulation	RB size	RB offset	Channel 131979	Channel 132322	Channel 132665	Tune up
1.4MHz	QPSK	1	0	15.59	15.43	15.36	16.80
		1	2	15.59	15.57	15.38	16.80
		1	5	15.53	15.47	15.36	16.80
		3	0	15.56	15.48	15.43	16.80
		3	1	15.62	15.51	15.28	16.80
		3	3	15.65	15.59	15.32	16.80
		6	0	15.64	15.55	15.45	16.80
	16QAM	1	0	15.97	16.18	15.72	16.80
		1	2	15.88	15.71	16.01	16.80
		1	5	16.16	15.56	15.72	16.80
		3	0	15.57	15.52	15.53	16.80
		3	1	15.72	15.65	15.33	16.80
		3	3	15.55	15.62	15.46	16.80
		6	0	15.53	15.61	15.50	16.80
	64QAM	1	0	15.93	16.07	15.54	16.80
		1	2	15.75	15.60	15.86	16.80
		1	5	16.07	15.56	15.49	16.80
		3	0	15.33	15.48	15.44	16.80
		3	1	15.51	15.37	15.31	16.80
		3	3	15.33	15.54	15.38	16.80
		6	0	15.48	15.43	15.26	16.80
Bandwidth	Modulation	RB size	RB offset	Channel 131987	Channel 132322	Channel 132657	Tune up
3MHz	QPSK	1	0	15.72	15.57	15.46	16.80
		1	7	15.61	15.56	15.41	16.80
		1	14	15.73	15.56	15.39	16.80
		8	0	15.74	15.57	15.59	16.80
		8	4	15.67	15.66	15.62	16.80
		8	7	15.74	15.65	15.50	16.80
		15	0	15.71	15.63	15.63	16.80
	16QAM	1	0	15.84	15.97	15.62	16.80
		1	7	15.69	15.70	15.34	16.80
		1	14	15.75	16.31	15.85	16.80
		8	0	15.83	15.71	15.65	16.80
		8	4	15.81	15.74	15.74	16.80
		8	7	15.84	15.79	15.63	16.80
		15	0	15.77	15.66	15.60	16.80
	64QAM	1	0	15.60	15.93	15.39	16.80
		1	7	15.47	15.70	15.11	16.80
		1	14	15.60	16.20	15.83	16.80
		8	0	15.64	15.58	15.64	16.80
		8	4	15.57	15.53	15.66	16.80
		8	7	15.66	15.57	15.57	16.80
		15	0	15.75	15.63	15.37	16.80

Unless otherwise stated the results shown in this test report refer only to the sample(s) tested and such sample(s) are retained for 90 days only.
除非另有說明，此報告結果僅對測試之樣品負責，同時此樣品僅保留90天。本報告未經本公司書面許可，不可部份複製。
This document is issued by the Company subject to its General Conditions of Service printed overleaf, available on request or accessible at www.sgs.com/terms_and_conditions.htm and for electronic format documents, subject to Terms and Conditions for Electronic Documents at www.sgs.com/terms_e-document.htm. Attention is drawn to the limitation of liability, indemnification and jurisdiction issues defined therein. Any holder of this document is advised that information contained hereon reflects the Company's findings at the time of its intervention only and within the limits of Client's instructions, if any. The Company's sole responsibility is to its Client and this document does not exonerate parties to a transaction from exercising all their rights and obligations under the transaction documents. This document cannot be reproduced except in full, without prior written approval of the Company. Any unauthorized alteration, forgery or falsification of the content or appearance of this document is unlawful and offenders may be prosecuted to the fullest extent of the law.

Bandwidth	Modulation	RB size	RB offset	Channel 131997	Channel 132322	Channel 132647	Tune up
5MHz	QPSK	1	0	15.59	15.62	15.57	16.80
		1	13	15.67	15.58	15.72	16.80
		1	24	15.71	15.69	15.67	16.80
		12	0	15.86	15.75	15.66	16.80
		12	6	15.82	15.71	15.65	16.80
		12	13	15.76	15.69	15.71	16.80
		25	0	15.76	15.62	15.63	16.80
	16QAM	1	0	16.03	15.87	15.99	16.80
		1	13	15.97	16.28	15.72	16.80
		1	24	15.98	16.30	16.16	16.80
		12	0	15.82	15.71	15.67	16.80
		12	6	15.85	15.75	15.78	16.80
		12	13	15.90	15.84	15.78	16.80
		25	0	15.82	15.72	15.61	16.80
	64QAM	1	0	16.03	15.60	15.96	16.80
		1	13	15.78	16.11	15.67	16.80
		1	24	15.72	16.07	16.15	16.80
		12	0	15.61	15.53	15.44	16.80
		12	6	15.84	15.58	15.62	16.80
		12	13	15.76	15.67	15.65	16.80
		25	0	15.82	15.54	15.48	16.80
Bandwidth	Modulation	RB size	RB offset	Channel 132022	Channel 132322	Channel 132622	Tune up
10MHz	QPSK	1	0	15.57	15.47	15.42	16.80
		1	25	15.50	15.65	15.56	16.80
		1	49	15.65	15.50	15.52	16.80
		25	0	15.68	15.61	15.53	16.80
		25	13	15.79	15.66	15.70	16.80
		25	25	15.75	15.72	15.73	16.80
		50	0	15.82	15.65	15.66	16.80
	16QAM	1	0	15.87	15.86	16.00	16.80
		1	25	15.65	15.90	15.72	16.80
		1	49	15.92	16.09	16.36	16.80
		25	0	15.73	15.59	15.63	16.80
		25	13	15.89	15.67	15.82	16.80
		25	25	15.90	15.71	15.69	16.80
		50	0	15.81	15.66	15.70	16.80
	64QAM	1	0	15.84	15.77	15.91	16.80
		1	25	15.48	15.71	15.63	16.80
		1	49	15.80	15.95	16.36	16.80
		25	0	15.60	15.54	15.53	16.80
		25	13	15.86	15.60	15.59	16.80
		25	25	15.66	15.49	15.52	16.80
		50	0	15.64	15.45	15.54	16.80

Unless otherwise stated the results shown in this test report refer only to the sample(s) tested and such sample(s) are retained for 90 days only.
除非另有說明，此報告結果僅對測試之樣品負責，同時此樣品僅保留90天。本報告未經本公司書面許可，不可部份複製。
This document is issued by the Company subject to its General Conditions of Service printed overleaf, available on request or accessible at www.sgs.com/terms_and_conditions.htm and for electronic format documents, subject to Terms and Conditions for Electronic Documents at www.sgs.com/terms_e-document.htm. Attention is drawn to the limitation of liability, indemnification and jurisdiction issues defined therein. Any holder of this document is advised that information contained hereon reflects the Company's findings at the time of its intervention only and within the limits of Client's instructions, if any. The Company's sole responsibility is to its Client and this document does not exonerate parties to a transaction from exercising all their rights and obligations under the transaction documents. This document cannot be reproduced except in full, without prior written approval of the Company. Any unauthorized alteration, forgery or falsification of the content or appearance of this document is unlawful and offenders may be prosecuted to the fullest extent of the law.

Bandwidth	Modulation	RB size	RB offset	Channel 132047	Channel 132322	Channel 132597	Tune up
15MHz	QPSK	1	0	16.06	15.78	15.79	16.80
		1	38	15.75	15.78	15.80	16.80
		1	74	15.80	15.91	15.68	16.80
		36	0	15.86	15.94	15.87	16.80
		36	18	15.97	15.83	15.86	16.80
		36	39	15.93	15.86	15.87	16.80
		75	0	16.03	15.85	15.79	16.80
	16QAM	1	0	16.12	16.03	15.95	16.80
		1	38	16.62	16.58	16.39	16.80
		1	74	16.52	16.69	16.19	16.80
		36	0	16.00	15.90	15.88	16.80
		36	18	16.06	15.91	15.91	16.80
		36	39	16.07	15.96	16.06	16.80
		75	0	15.94	15.96	15.83	16.80
	64QAM	1	0	16.12	15.76	15.82	16.80
		1	38	16.42	16.44	16.23	16.80
		1	74	16.38	16.43	16.16	16.80
		36	0	15.81	15.89	15.74	16.80
		36	18	16.06	15.80	15.78	16.80
		36	39	16.07	15.86	16.05	16.80
		75	0	15.81	15.96	15.60	16.80
Bandwidth	Modulation	RB size	RB offset	Channel 132072	Channel 132322	Channel 132572	Tune up
20MHz	QPSK	1	0	16.01	15.97	15.84	16.80
		1	50	15.60	15.79	15.67	16.80
		1	99	15.78	15.77	15.62	16.80
		50	0	16.04	15.90	15.86	16.80
		50	25	16.00	15.90	15.99	16.80
		50	50	15.93	15.94	15.85	16.80
		100	0	16.06	15.92	15.94	16.80
	16QAM	1	0	16.15	16.67	16.26	16.80
		1	50	16.19	16.06	16.17	16.80
		1	99	16.11	15.90	16.09	16.80
		50	0	15.95	15.88	15.91	16.80
		50	25	16.14	15.98	15.97	16.80
		50	50	16.01	16.07	15.91	16.80
		100	0	16.02	15.94	15.95	16.80
	64QAM	1	0	16.10	16.59	16.06	16.80
		1	50	15.96	15.97	16.02	16.80
		1	99	16.07	15.66	16.06	16.80
		50	0	15.75	15.66	15.78	16.80
		50	25	15.97	15.87	15.83	16.80
		50	50	15.79	15.87	15.69	16.80
		100	0	15.74	15.71	15.88	16.80

Unless otherwise stated the results shown in this test report refer only to the sample(s) tested and such sample(s) are retained for 90 days only.
除非另有說明，此報告結果僅對測試之樣品負責，同時此樣品僅保留90天。本報告未經本公司書面許可，不可部份複製。
This document is issued by the Company subject to its General Conditions of Service printed overleaf, available on request or accessible at www.sgs.com/terms_and_conditions.htm and for electronic format documents, subject to Terms and Conditions for Electronic Documents at www.sgs.com/terms_e-document.htm. Attention is drawn to the limitation of liability, indemnification and jurisdiction issues defined therein. Any holder of this document is advised that information contained hereon reflects the Company's findings at the time of its intervention only and within the limits of Client's instructions, if any. The Company's sole responsibility is to its Client and this document does not exonerate parties to a transaction from exercising all their rights and obligations under the transaction documents. This document cannot be reproduced except in full, without prior written approval of the Company. Any unauthorized alteration, forgery or falsification of the content or appearance of this document is unlawful and offenders may be prosecuted to the fullest extent of the law.

LTE Band 66 WWAN+WLAN 2.4G Receiver on/ WWAN+WLAN 2.4G(Chain1)+BT Receiver on/ WWAN+WLAN 5G Receiver on/ WWAN+WLAN 5G+BT Receiver on				Conducted Power(dBm)			
Bandwidth	Modulation	RB size	RB offset	Channel 131979	Channel 132322	Channel 132665	Tune up
1.4MHz	QPSK	1	0	13.49	13.43	13.34	15.00
		1	2	13.63	13.54	13.54	15.00
		1	5	13.64	13.74	13.59	15.00
		3	0	13.58	13.57	13.49	15.00
		3	1	13.66	13.67	13.58	15.00
		3	3	13.66	13.60	13.53	15.00
		6	0	13.69	13.61	13.63	15.00
	16QAM	1	0	14.67	13.80	13.81	15.00
		1	2	14.63	14.38	14.33	15.00
		1	5	14.19	14.40	13.88	15.00
		3	0	13.80	13.89	13.73	15.00
		3	1	13.88	13.85	13.44	15.00
		3	3	13.86	13.81	13.67	15.00
		6	0	14.11	13.96	13.73	15.00
	64QAM	1	0	13.86	14.39	13.72	15.00
		1	2	13.68	14.05	13.67	15.00
		1	5	13.98	13.79	13.73	15.00
		3	0	13.96	13.78	13.76	15.00
		3	1	14.01	13.88	13.65	15.00
		3	3	13.93	13.86	13.47	15.00
		6	0	13.95	13.78	13.73	15.00
Bandwidth	Modulation	RB size	RB offset	Channel 131987	Channel 132322	Channel 132657	Tune up
3MHz	QPSK	1	0	13.67	13.68	13.44	15.00
		1	7	13.59	13.64	13.69	15.00
		1	14	13.87	13.76	13.74	15.00
		8	0	13.72	13.71	13.65	15.00
		8	4	13.78	13.75	13.66	15.00
		8	7	13.79	13.83	13.71	15.00
		15	0	13.81	13.73	13.61	15.00
	16QAM	1	0	14.07	14.44	13.77	15.00
		1	7	13.84	14.15	13.72	15.00
		1	14	14.00	14.00	13.96	15.00
		8	0	14.12	13.94	13.90	15.00
		8	4	14.05	13.95	13.93	15.00
		8	7	13.97	13.89	13.75	15.00
		15	0	14.00	13.99	13.81	15.00
	64QAM	1	0	14.67	13.62	13.79	15.00
		1	7	14.54	14.32	14.09	15.00
		1	14	14.19	14.32	13.79	15.00
		8	0	13.75	13.63	13.54	15.00
		8	4	13.83	13.62	13.31	15.00
		8	7	13.73	13.63	13.65	15.00
		15	0	14.11	13.90	13.50	15.00

Unless otherwise stated the results shown in this test report refer only to the sample(s) tested and such sample(s) are retained for 90 days only.
除非另有說明，此報告結果僅對測試之樣品負責，同時此樣品僅保留90天。本報告未經本公司書面許可，不可部份複製。
This document is issued by the Company subject to its General Conditions of Service printed overleaf, available on request or accessible at www.sgs.com/terms_and_conditions.htm and for electronic format documents, subject to Terms and Conditions for Electronic Documents at www.sgs.com/terms_e-document.htm. Attention is drawn to the limitation of liability, indemnification and jurisdiction issues defined therein. Any holder of this document is advised that information contained hereon reflects the Company's findings at the time of its intervention only and within the limits of Client's instructions, if any. The Company's sole responsibility is to its Client and this document does not exonerate parties to a transaction from exercising all their rights and obligations under the transaction documents. This document cannot be reproduced except in full, without prior written approval of the Company. Any unauthorized alteration, forgery or falsification of the content or appearance of this document is unlawful and offenders may be prosecuted to the fullest extent of the law.

Bandwidth	Modulation	RB size	RB offset	Channel 131997	Channel 132322	Channel 132647	Tune up
5MHz	QPSK	1	0	13.77	13.70	13.77	15.00
		1	13	13.76	13.90	13.69	15.00
		1	24	13.88	13.72	13.75	15.00
		12	0	13.96	13.78	13.76	15.00
		12	6	13.96	13.83	13.82	15.00
		12	13	13.89	13.82	13.81	15.00
		25	0	13.89	13.75	13.73	15.00
	16QAM	1	0	13.80	13.82	14.29	15.00
		1	13	14.06	13.78	14.26	15.00
		1	24	14.02	14.31	13.90	15.00
		12	0	13.87	13.93	13.79	15.00
		12	6	13.95	13.95	13.87	15.00
		12	13	13.92	13.84	13.78	15.00
		25	0	13.89	13.82	13.72	15.00
	64QAM	1	0	14.03	14.17	13.58	15.00
		1	13	13.77	13.87	13.71	15.00
		1	24	13.98	13.92	13.87	15.00
		12	0	13.96	13.80	13.67	15.00
		12	6	13.83	13.81	13.75	15.00
		12	13	13.93	13.68	13.55	15.00
		25	0	13.93	13.96	13.63	15.00
Bandwidth	Modulation	RB size	RB offset	Channel 132022	Channel 132322	Channel 132622	Tune up
10MHz	QPSK	1	0	13.85	13.74	13.77	15.00
		1	25	13.82	13.82	13.60	15.00
		1	49	13.87	13.68	13.74	15.00
		25	0	13.91	13.83	13.72	15.00
		25	13	13.92	13.80	13.80	15.00
		25	25	13.81	13.83	13.79	15.00
		50	0	13.86	13.78	13.74	15.00
	16QAM	1	0	14.10	14.14	14.12	15.00
		1	25	14.14	13.96	13.74	15.00
		1	49	14.02	13.80	13.90	15.00
		25	0	13.69	13.87	13.88	15.00
		25	13	13.97	13.77	13.88	15.00
		25	25	13.78	13.96	13.86	15.00
		50	0	13.93	13.86	13.77	15.00
	64QAM	1	0	13.62	13.71	14.13	15.00
		1	25	14.04	13.60	14.11	15.00
		1	49	13.74	14.24	13.80	15.00
		25	0	13.61	13.74	13.72	15.00
		25	13	13.87	13.91	13.73	15.00
		25	25	13.77	13.77	13.53	15.00
		50	0	13.67	13.57	13.52	15.00

Unless otherwise stated the results shown in this test report refer only to the sample(s) tested and such sample(s) are retained for 90 days only.
除非另有說明，此報告結果僅對測試之樣品負責，同時此樣品僅保留90天。本報告未經本公司書面許可，不可部份複製。
This document is issued by the Company subject to its General Conditions of Service printed overleaf, available on request or accessible at www.sgs.com/terms_and_conditions.htm and for electronic format documents, subject to Terms and Conditions for Electronic Documents at www.sgs.com/terms_e-document.htm. Attention is drawn to the limitation of liability, indemnification and jurisdiction issues defined therein. Any holder of this document is advised that information contained hereon reflects the Company's findings at the time of its intervention only and within the limits of Client's instructions, if any. The Company's sole responsibility is to its Client and this document does not exonerate parties to a transaction from exercising all their rights and obligations under the transaction documents. This document cannot be reproduced except in full, without prior written approval of the Company. Any unauthorized alteration, forgery or falsification of the content or appearance of this document is unlawful and offenders may be prosecuted to the fullest extent of the law.

Bandwidth	Modulation	RB size	RB offset	Channel 132047	Channel 132322	Channel 132597	Tune up
15MHz	QPSK	1	0	14.07	13.90	13.80	15.00
		1	38	13.84	13.84	13.71	15.00
		1	74	13.78	13.79	13.67	15.00
		36	0	14.04	13.92	13.94	15.00
		36	18	14.05	13.88	13.97	15.00
		36	39	13.91	13.98	14.00	15.00
		75	0	13.99	13.90	14.01	15.00
	16QAM	1	0	14.59	14.31	14.42	15.00
		1	38	14.22	14.31	14.36	15.00
		1	74	14.01	14.08	14.54	15.00
		36	0	13.98	13.87	13.87	15.00
		36	18	14.02	13.93	13.95	15.00
		36	39	14.07	13.87	13.88	15.00
		75	0	14.07	13.92	13.90	15.00
	64QAM	1	0	14.03	14.01	13.98	15.00
		1	38	14.14	13.93	13.62	15.00
		1	74	13.75	13.80	13.79	15.00
		36	0	13.51	13.70	13.71	15.00
		36	18	13.93	13.54	13.65	15.00
		36	39	13.50	13.73	13.62	15.00
		75	0	13.79	13.68	13.60	15.00
Bandwidth	Modulation	RB size	RB offset	Channel 132072	Channel 132322	Channel 132572	Tune up
20MHz	QPSK	1	0	14.04	14.06	13.93	15.00
		1	50	13.93	13.62	13.72	15.00
		1	99	13.98	13.71	13.76	15.00
		50	0	14.13	14.11	13.95	15.00
		50	25	14.15	13.90	14.00	15.00
		50	50	13.97	14.00	13.93	15.00
		100	0	14.07	13.90	13.86	15.00
	16QAM	1	0	14.63	14.15	14.20	15.00
		1	50	13.87	14.03	13.92	15.00
		1	99	14.37	14.13	13.70	15.00
		50	0	13.97	14.10	13.88	15.00
		50	25	13.97	13.92	13.94	15.00
		50	50	14.00	13.94	13.93	15.00
		100	0	14.06	13.90	13.89	15.00
	64QAM	1	0	14.34	14.10	14.16	15.00
		1	50	14.08	14.05	14.27	15.00
		1	99	13.78	13.90	14.33	15.00
		50	0	13.90	13.82	13.75	15.00
		50	25	14.00	13.88	13.82	15.00
		50	50	13.84	13.63	13.86	15.00
		100	0	13.96	13.82	13.68	15.00

Unless otherwise stated the results shown in this test report refer only to the sample(s) tested and such sample(s) are retained for 90 days only.
除非另有說明，此報告結果僅對測試之樣品負責，同時此樣品僅保留90天。本報告未經本公司書面許可，不可部份複製。
This document is issued by the Company subject to its General Conditions of Service printed overleaf, available on request or accessible at www.sgs.com/terms_and_conditions.htm and for electronic format documents, subject to Terms and Conditions for Electronic Documents at www.sgs.com/terms_e-document.htm. Attention is drawn to the limitation of liability, indemnification and jurisdiction issues defined therein. Any holder of this document is advised that information contained hereon reflects the Company's findings at the time of its intervention only and within the limits of Client's instructions, if any. The Company's sole responsibility is to its Client and this document does not exonerate parties to a transaction from exercising all their rights and obligations under the transaction documents. This document cannot be reproduced except in full, without prior written approval of the Company. Any unauthorized alteration, forgery or falsification of the content or appearance of this document is unlawful and offenders may be prosecuted to the fullest extent of the law.

LTE Band 66 WWAN+WLAN 2.4G Receiver off/ WWAN+WLAN 2.4G(Chain1)+BT Receiver off/ WWAN+WLAN 5G Receiver off/ WWAN+WLAN 5G+BT Receiver off				Conducted Power(dBm)			
Bandwidth	Modulation	RB size	RB offset	Channel 131979	Channel 132322	Channel 132665	Tune up
1.4MHz	QPSK	1	0	16.68	16.58	16.39	17.80
		1	2	16.75	16.61	16.46	17.80
		1	5	16.70	16.67	16.42	17.80
		3	0	16.81	16.68	16.53	17.80
		3	1	16.83	16.75	16.58	17.80
		3	3	16.82	16.73	16.53	17.80
		6	0	16.77	16.66	16.53	17.80
	16QAM	1	0	16.90	16.97	16.66	17.80
		1	2	16.88	17.29	16.97	17.80
		1	5	17.02	17.09	16.62	17.80
		3	0	16.73	16.49	16.48	17.80
		3	1	16.67	16.74	16.66	17.80
		3	3	16.83	16.74	16.44	17.80
		6	0	16.72	16.85	16.58	17.80
	64QAM	1	0	16.59	16.38	16.38	17.80
		1	2	16.61	16.47	16.29	17.80
		1	5	16.50	16.52	16.39	17.80
		3	0	16.74	16.57	16.26	17.80
		3	1	16.83	16.47	16.31	17.80
		3	3	16.73	16.68	16.33	17.80
		6	0	16.76	16.60	16.43	17.80
Bandwidth	Modulation	RB size	RB offset	Channel 131987	Channel 132322	Channel 132657	Tune up
3MHz	QPSK	1	0	16.67	16.65	16.60	17.80
		1	7	16.80	16.79	16.50	17.80
		1	14	16.76	16.83	16.60	17.80
		8	0	16.82	16.76	16.69	17.80
		8	4	16.92	16.82	16.75	17.80
		8	7	16.79	16.81	16.68	17.80
		15	0	16.86	16.79	16.78	17.80
	16QAM	1	0	16.83	16.77	17.29	17.80
		1	7	17.01	16.82	16.71	17.80
		1	14	16.83	16.71	16.88	17.80
		8	0	17.00	16.84	16.69	17.80
		8	4	17.03	16.88	16.82	17.80
		8	7	16.87	16.82	16.60	17.80
		15	0	16.96	16.81	16.71	17.80
	64QAM	1	0	16.66	16.50	16.40	17.80
		1	7	16.66	16.55	16.36	17.80
		1	14	16.49	16.62	16.57	17.80
		8	0	16.65	16.56	16.59	17.80
		8	4	16.87	16.78	16.47	17.80
		8	7	16.72	16.59	16.59	17.80
		15	0	16.59	16.70	16.69	17.80

Unless otherwise stated the results shown in this test report refer only to the sample(s) tested and such sample(s) are retained for 90 days only.
除非另有說明，此報告結果僅對測試之樣品負責，同時此樣品僅保留90天。本報告未經本公司書面許可，不可部份複製。
This document is issued by the Company subject to its General Conditions of Service printed overleaf, available on request or accessible at www.sgs.com/terms_and_conditions.htm and for electronic format documents, subject to Terms and Conditions for Electronic Documents at www.sgs.com/terms_e-document.htm. Attention is drawn to the limitation of liability, indemnification and jurisdiction issues defined therein. Any holder of this document is advised that information contained hereon reflects the Company's findings at the time of its intervention only and within the limits of Client's instructions, if any. The Company's sole responsibility is to its Client and this document does not exonerate parties to a transaction from exercising all their rights and obligations under the transaction documents. This document cannot be reproduced except in full, without prior written approval of the Company. Any unauthorized alteration, forgery or falsification of the content or appearance of this document is unlawful and offenders may be prosecuted to the fullest extent of the law.

Bandwidth	Modulation	RB size	RB offset	Channel 131997	Channel 132322	Channel 132647	Tune up
5MHz	QPSK	1	0	16.74	16.63	16.60	17.80
		1	13	16.77	16.71	16.72	17.80
		1	24	16.70	16.67	16.68	17.80
		12	0	16.87	16.77	16.68	17.80
		12	6	16.84	16.76	16.74	17.80
		12	13	16.78	16.80	16.72	17.80
		25	0	16.81	16.70	16.66	17.80
	16QAM	1	0	17.20	17.12	16.77	17.80
		1	13	17.26	16.79	16.86	17.80
		1	24	16.97	16.83	16.56	17.80
		12	0	16.92	16.83	16.74	17.80
		12	6	16.86	16.69	16.77	17.80
		12	13	16.92	16.87	16.70	17.80
		25	0	16.82	16.65	16.70	17.80
	64QAM	1	0	16.62	16.54	16.44	17.80
		1	13	16.68	16.47	16.51	17.80
		1	24	16.44	16.63	16.43	17.80
		12	0	16.72	16.64	16.40	17.80
		12	6	16.76	16.54	16.64	17.80
		12	13	16.67	16.71	16.62	17.80
		25	0	16.69	16.49	16.44	17.80
Bandwidth	Modulation	RB size	RB offset	Channel 132022	Channel 132322	Channel 132622	Tune up
10MHz	QPSK	1	0	16.78	16.73	16.71	17.80
		1	25	16.84	16.76	16.68	17.80
		1	49	16.70	16.63	16.75	17.80
		25	0	16.73	16.69	16.72	17.80
		25	13	16.88	16.80	16.80	17.80
		25	25	16.79	16.76	16.78	17.80
		50	0	16.97	16.74	16.76	17.80
	16QAM	1	0	17.68	17.09	16.92	17.80
		1	25	17.16	17.21	17.09	17.80
		1	49	17.08	16.99	17.10	17.80
		25	0	16.81	16.64	16.67	17.80
		25	13	16.91	16.75	16.77	17.80
		25	25	16.79	16.79	16.87	17.80
		50	0	16.84	16.67	16.71	17.80
	64QAM	1	0	16.78	16.58	16.52	17.80
		1	25	16.80	16.75	16.56	17.80
		1	49	16.57	16.56	16.60	17.80
		25	0	16.59	16.41	16.48	17.80
		25	13	16.76	16.67	16.75	17.80
		25	25	16.56	16.55	16.73	17.80
		50	0	16.93	16.51	16.51	17.80

Unless otherwise stated the results shown in this test report refer only to the sample(s) tested and such sample(s) are retained for 90 days only.
除非另有說明，此報告結果僅對測試之樣品負責，同時此樣品僅保留90天。本報告未經本公司書面許可，不可部份複製。
This document is issued by the Company subject to its General Conditions of Service printed overleaf, available on request or accessible at www.sgs.com/terms_and_conditions.htm and for electronic format documents, subject to Terms and Conditions for Electronic Documents at www.sgs.com/terms_e-document.htm. Attention is drawn to the limitation of liability, indemnification and jurisdiction issues defined therein. Any holder of this document is advised that information contained hereon reflects the Company's findings at the time of its intervention only and within the limits of Client's instructions, if any. The Company's sole responsibility is to its Client and this document does not exonerate parties to a transaction from exercising all their rights and obligations under the transaction documents. This document cannot be reproduced except in full, without prior written approval of the Company. Any unauthorized alteration, forgery or falsification of the content or appearance of this document is unlawful and offenders may be prosecuted to the fullest extent of the law.

Bandwidth	Modulation	RB size	RB offset	Channel 132047	Channel 132322	Channel 132597	Tune up
15MHz	QPSK	1	0	16.89	16.86	16.95	17.80
		1	38	17.01	16.82	16.88	17.80
		1	74	16.87	16.79	16.94	17.80
		36	0	17.00	16.91	16.87	17.80
		36	18	17.07	16.90	16.99	17.80
		36	39	17.03	17.04	16.99	17.80
		75	0	17.00	16.93	16.86	17.80
	16QAM	1	0	17.34	17.29	17.56	17.80
		1	38	17.63	17.17	17.45	17.80
		1	74	17.44	17.26	17.19	17.80
		36	0	16.96	16.87	16.83	17.80
		36	18	16.93	16.84	16.89	17.80
		36	39	17.04	17.05	16.94	17.80
		75	0	17.07	16.99	17.03	17.80
	64QAM	1	0	16.77	16.73	16.67	17.80
		1	38	16.86	16.62	16.83	17.80
		1	74	16.64	16.66	16.91	17.80
		36	0	16.80	16.68	16.83	17.80
		36	18	16.88	16.72	16.98	17.80
		36	39	16.82	16.84	16.97	17.80
		75	0	16.96	16.79	16.82	17.80
Bandwidth	Modulation	RB size	RB offset	Channel 132072	Channel 132322	Channel 132572	Tune up
20MHz	QPSK	1	0	16.94	16.98	16.77	17.80
		1	50	16.94	16.81	16.85	17.80
		1	99	16.84	16.78	16.83	17.80
		50	0	17.19	16.95	16.95	17.80
		50	25	17.04	16.87	16.93	17.80
		50	50	17.00	17.02	16.90	17.80
		100	0	16.99	16.98	16.91	17.80
	16QAM	1	0	17.08	17.31	17.17	17.80
		1	50	17.24	17.02	17.21	17.80
		1	99	17.48	17.20	17.16	17.80
		50	0	17.02	16.97	16.79	17.80
		50	25	17.05	16.92	16.97	17.80
		50	50	17.07	17.03	16.93	17.80
		100	0	17.08	16.92	16.94	17.80
	64QAM	1	0	16.90	16.77	16.53	17.80
		1	50	16.89	16.74	16.78	17.80
		1	99	16.59	16.75	16.60	17.80
		50	0	17.11	16.70	16.76	17.80
		50	25	17.03	16.62	16.67	17.80
		50	50	16.94	16.83	16.65	17.80
		100	0	16.97	16.73	16.85	17.80

Table 19：Conducted Power of LTE

Unless otherwise stated the results shown in this test report refer only to the sample(s) tested and such sample(s) are retained for 90 days only.
除非另有說明，此報告結果僅對測試之樣品負責，同時此樣品僅保留90天。本報告未經本公司書面許可，不可部份複製。
This document is issued by the Company subject to its General Conditions of Service printed overleaf, available on request or accessible at www.sgs.com/terms_and_conditions.htm and for electronic format documents, subject to Terms and Conditions for Electronic Documents at www.sgs.com/terms_e-document.htm. Attention is drawn to the limitation of liability, indemnification and jurisdiction issues defined therein. Any holder of this document is advised that information contained hereon reflects the Company's findings at the time of its intervention only and within the limits of Client's instructions, if any. The Company's sole responsibility is to its Client and this document does not exonerate parties to a transaction from exercising all their rights and obligations under the transaction documents. This document cannot be reproduced except in full, without prior written approval of the Company. Any unauthorized alteration, forgery or falsification of the content or appearance of this document is unlawful and offenders may be prosecuted to the fullest extent of the law.

8.1.4 Conducted Power of Main Antenna(Ant3)

8.1.4.1 Conducted Power of GSM

GSM1900										
Burst Output Power(dBm)					Tune up	Division Factors	Frame-Average Output Power(dBm)			Tune up
Channel		512	661	810			512	661	810	
GSM(GMSK)	GSM	28.81	28.79	28.68	30.00	-9.19	19.62	19.60	19.49	20.81
GPRS/EGPRS (GMSK)	1 TX Slot	28.78	28.78	28.75	30.00	-9.19	19.59	19.59	19.56	20.81
	2 TX Slots	26.78	27.03	26.88	28.50	-6.18	20.60	20.85	20.70	22.32
	3 TX Slots	24.68	24.98	24.68	26.50	-4.42	20.26	20.56	20.26	22.08
	4 TX Slots	23.62	23.82	23.75	25.50	-3.17	20.45	20.65	20.58	**22.33**
EGPRS(8PSK)	1 TX Slot	24.73	24.84	24.92	25.00	-9.19	15.54	15.65	15.73	15.81
	2 TX Slots	22.85	22.88	22.81	24.00	-6.18	16.67	16.70	16.63	17.82
	3 TX Slots	20.74	20.73	20.84	22.00	-4.42	16.32	16.31	16.42	17.58
	4 TX Slots	19.82	19.92	19.72	21.00	-3.17	16.65	16.75	16.55	17.83

Table 20：Conducted Power of GSM

Note:

4）. CMW500 measures GSM peak and average output power for active timeslots. For SAR the time based average power is relevant. The difference in between depends on the duty cycle of the TDMA signal:

No. of timeslots	1	2	3	4
Duty Cycle	1:8.3	1:4.15	1:2.77	1:2.075
Time based avg. power compared to slotted avg. power	-9.19	-6.18	-4.42	-3.17

5）. The frame-averaged power is linearly proportion to the slot number configured and it is linearly scaled the maximum burst-averaged power based on time slots. The calculated method is shown as below:
Frame-averaged power = 10 x log (Burst-averaged power mW x Slot used / 8

6）. When the maximum output power variation across the required test channels is > ½ dB, instead of the middle channel, the highest output power channel must be used

Unless otherwise stated the results shown in this test report refer only to the sample(s) tested and such sample(s) are retained for 90 days only.
除非另有說明，此報告結果僅對測試之樣品負責，同時此樣品僅保留90天。本報告未經本公司書面許可，不可部份複製。
This document is issued by the Company subject to its General Conditions of Service printed overleaf, available on request or accessible at www.sgs.com/terms_and_conditions.htm and for electronic format documents, subject to Terms and Conditions for Electronic Documents at www.sgs.com/terms_e-document.htm. Attention is drawn to the limitation of liability, indemnification and jurisdiction issues defined therein. Any holder of this document is advised that information contained hereon reflects the Company's findings at the time of its intervention only and within the limits of Client's instructions, if any. The Company's sole responsibility is to its Client and this document does not exonerate parties to a transaction from exercising all their rights and obligations under the transaction documents. This document cannot be reproduced except in full, without prior written approval of the Company. Any unauthorized alteration, forgery or falsification of the content or appearance of this document is unlawful and offenders may be prosecuted to the fullest extent of the law.

8.1.4.2 Conducted Power of WCDMA

WCDMA Band II Receiver on/Receiver off/ WWAN+WLAN 2.4G(Chain0)+WLAN 5G(Chain1) Receiver on/ WWAN+WLAN 2.4G Receiver on/ WWAN+WLAN 2.4G(Chain1)+BT Receiver on/ WWAN+WLAN 5G Receiver on/ WWAN+WLAN 5G+BT Receiver on/ WWAN+WLAN 5G Receiver off/ WWAN+WLAN 5G+BT Receiver off					
Average Conducted Power(dBm)					
Channel		9262	9400	9538	Tune up
WCDMA	12.2kbps RMC	22.54	**22.52**	22.61	23.50
	12.2kbps AMR	22.51	22.49	22.57	23.50
HSDPA	Subtest 1	22.60	22.58	22.57	23.00
	Subtest 2	22.37	22.53	22.51	23.00
	Subtest 3	22.10	22.10	22.11	22.50
	Subtest 4	22.08	22.11	22.10	22.50
HSUPA	Subtest 1	21.57	21.53	21.56	23.00
	Subtest 2	19.60	19.61	19.58	20.50
	Subtest 3	20.55	20.58	20.56	22.00
	Subtest 4	19.58	19.57	19.57	20.50
	Subtest 5	22.60	22.62	22.60	23.00
DC-HSDPA	Subtest 1	22.59	22.56	22.53	23.00
	Subtest 2	22.53	22.54	22.50	23.00
	Subtest 3	22.09	22.07	22.15	22.50
	Subtest 4	22.12	22.10	22.13	22.50
HSPA+	16QAM	22.44	22.52	22.56	23.00
WCDMA Band II WWAN+WLAN 2.4G(Chain0)+WLAN 5G(Chain1) Receiver off/ WWAN+WLAN 2.4G Receiver off/ WWAN+WLAN 2.4G(Chain1)+BT Receiver off/					
Average Conducted Power(dBm)					
Channel		9262	9400	9538	Tune up
WCDMA	12.2kbps RMC	20.11	20.13	20.03	21.00
	12.2kbps AMR	20.13	20.14	20.00	21.00
HSDPA	Subtest 1	20.07	20.08	20.09	20.50
	Subtest 2	20.01	20.03	20.06	20.50
	Subtest 3	19.58	19.56	19.56	20.00
	Subtest 4	19.56	19.55	19.55	20.00
HSUPA	Subtest 1	19.07	19.55	19.52	20.50
	Subtest 2	17.07	16.99	16.96	18.00
	Subtest 3	18.08	18.01	18.01	19.50
	Subtest 4	17.04	17.03	16.97	18.00
	Subtest 5	20.10	20.14	20.05	20.50
DC-HSDPA	Subtest 1	20.10	20.05	20.05	20.50
	Subtest 2	19.99	20.03	20.01	20.50
	Subtest 3	19.54	19.58	19.51	20.00
	Subtest 4	19.56	19.58	19.59	20.00
HSPA+	16QAM	20.11	20.13	19.96	20.50

Unless otherwise stated the results shown in this test report refer only to the sample(s) tested and such sample(s) are retained for 90 days only.
除非另有說明，此報告結果僅對測試之樣品負責，同時此樣品僅保留90天。本報告未經本公司書面許可，不可部份複製。
This document is issued by the Company subject to its General Conditions of Service printed overleaf, available on request or accessible at www.sgs.com/terms_and_conditions.htm and for electronic format documents, subject to Terms and Conditions for Electronic Documents at www.sgs.com/terms_e-document.htm. Attention is drawn to the limitation of liability, indemnification and jurisdiction issues defined therein. Any holder of this document is advised that information contained hereon reflects the Company's findings at the time of its intervention only and within the limits of Client's instructions, if any. The Company's sole responsibility is to its Client and this document does not exonerate parties to a transaction from exercising all their rights and obligations under the transaction documents. This document cannot be reproduced except in full, without prior written approval of the Company. Any unauthorized alteration, forgery or falsification of the content or appearance of this document is unlawful and offenders may be prosecuted to the fullest extent of the law.

WCDMA Band IV					
Average Conducted Power(dBm)					
Channel		1312	1412	1513	Tune up
WCDMA	12.2kbps RMC	22.78	**22.81**	22.75	23.70
	12.2kbps AMR	22.71	22.84	22.74	23.70
HSDPA	Subtest 1	22.82	22.77	22.78	23.20
	Subtest 2	22.40	22.72	22.77	23.20
	Subtest 3	22.35	22.38	22.32	22.70
	Subtest 4	22.37	22.36	22.29	22.70
HSUPA	Subtest 1	22.25	21.88	21.76	23.20
	Subtest 2	19.80	19.90	19.77	20.70
	Subtest 3	20.81	20.87	20.74	22.20
	Subtest 4	19.77	19.89	19.74	20.70
	Subtest 5	22.80	22.70	22.80	23.20
DC-HSDPA	Subtest 1	22.77	22.73	22.79	23.20
	Subtest 2	22.38	22.70	22.76	23.20
	Subtest 3	22.34	22.42	22.35	22.70
	Subtest 4	22.36	22.41	22.33	22.70
HSPA+	16QAM	22.77	22.70	22.73	23.20

Table 21：Conducted Power of WCDMA

Note:

4) when the maximum output power variation across the required test channels is > ½ dB, instead of the middle channel, the highest output power channel must be used.

Unless otherwise stated the results shown in this test report refer only to the sample(s) tested and such sample(s) are retained for 90 days only.
除非另有說明，此報告結果僅對測試之樣品負責，同時此樣品僅保留90天。本報告未經本公司書面許可，不可部份複製。
This document is issued by the Company subject to its General Conditions of Service printed overleaf, available on request or accessible at www.sgs.com/terms_and_conditions.htm and for electronic format documents, subject to Terms and Conditions for Electronic Documents at www.sgs.com/terms_e-document.htm. Attention is drawn to the limitation of liability, indemnification and jurisdiction issues defined therein. Any holder of this document is advised that information contained hereon reflects the Company's findings at the time of its intervention only and within the limits of Client's instructions, if any. The Company's sole responsibility is to its Client and this document does not exonerate parties to a transaction from exercising all their rights and obligations under the transaction documents. This document cannot be reproduced except in full, without prior written approval of the Company. Any unauthorized alteration, forgery or falsification of the content or appearance of this document is unlawful and offenders may be prosecuted to the fullest extent of the law.

8.1.4.3 Conducted Power of LTE

LTE Band 2 Receiver on/Receiver off/ WWAN+WLAN 2.4G Receiver on/ WWAN+WLAN 2.4G(Chain1)+BT Receiver on/ WWAN+WLAN 5G Receiver on/ WWAN+WLAN 5G+BT Receiver on				Conducted Power(dBm)			
Bandwidth	Modulation	RB size	RB offset	Channel 18607	Channel 18900	Channel 19193	Tune up
1.4MHz	QPSK	1	0	22.11	22.15	22.15	23.00
		1	2	22.27	22.21	22.23	23.00
		1	5	22.17	22.22	22.29	23.00
		3	0	22.22	22.21	22.21	23.00
		3	2	22.28	22.25	22.30	23.00
		3	3	22.22	22.20	22.19	23.00
		6	0	21.33	21.26	21.34	22.00
	16QAM	1	0	21.46	21.62	21.57	22.00
		1	2	21.58	21.67	21.64	22.00
		1	5	21.42	21.09	21.56	22.00
		3	0	21.30	21.31	21.48	22.00
		3	2	21.33	21.43	21.46	22.00
		3	3	21.28	21.18	21.43	22.00
		6	0	20.28	20.30	20.41	21.00
	64QAM	1	0	20.44	20.62	20.50	21.00
		1	2	20.43	20.64	20.48	21.00
		1	5	20.39	20.07	20.44	21.00
		3	0	20.26	20.20	20.20	21.00
		3	2	20.28	20.27	20.23	21.00
		3	3	20.14	19.98	20.21	21.00
		6	0	19.09	19.07	19.40	20.00
Bandwidth	Modulation	RB size	RB offset	Channel 18615	Channel 18900	Channel 19185	Tune up
3MHz	QPSK	1	0	22.27	22.14	22.18	23.00
		1	7	22.20	22.32	22.37	23.00
		1	14	22.33	22.36	22.39	23.00
		8	0	21.39	21.36	21.46	22.00
		8	4	21.34	21.39	21.45	22.00
		8	7	21.35	21.30	21.43	22.00
		15	0	21.40	21.31	21.49	22.00
	16QAM	1	0	21.51	21.65	21.41	22.00
		1	7	21.93	21.49	21.59	22.00
		1	14	21.81	21.74	21.47	22.00
		8	0	20.40	20.23	20.47	21.00
		8	4	20.46	20.35	20.49	21.00
		8	7	20.31	20.26	20.41	21.00
		15	0	20.32	20.29	20.38	21.00
	64QAM	1	0	20.27	20.50	20.19	21.00
		1	7	20.75	20.34	20.36	21.00
		1	14	20.65	20.76	20.35	21.00
		8	0	19.26	19.08	19.22	20.00
		8	4	19.26	19.12	19.26	20.00
		8	7	19.16	19.03	19.22	20.00
		15	0	19.27	19.22	19.19	20.00

Unless otherwise stated the results shown in this test report refer only to the sample(s) tested and such sample(s) are retained for 90 days only.
除非另有說明，此報告結果僅對測試之樣品負責，同時此樣品僅保留90天。本報告未經本公司書面許可，不可部份複製。
This document is issued by the Company subject to its General Conditions of Service printed overleaf, available on request or accessible at www.sgs.com/terms_and_conditions.htm and for electronic format documents, subject to Terms and Conditions for Electronic Documents at www.sgs.com/terms_e-document.htm. Attention is drawn to the limitation of liability, indemnification and jurisdiction issues defined therein. Any holder of this document is advised that information contained hereon reflects the Company's findings at the time of its intervention only and within the limits of Client's instructions, if any. The Company's sole responsibility is to its Client and this document does not exonerate parties to a transaction from exercising all their rights and obligations under the transaction documents. This document cannot be reproduced except in full, without prior written approval of the Company. Any unauthorized alteration, forgery or falsification of the content or appearance of this document is unlawful and offenders may be prosecuted to the fullest extent of the law.

Bandwidth	Modulation	RB size	RB offset	Channel 18625	Channel 18900	Channel 19175	Tune up
5MHz	QPSK	1	0	22.39	22.18	22.13	23.00
		1	13	22.38	22.33	22.40	23.00
		1	24	22.37	22.22	22.44	23.00
		12	0	21.31	21.27	21.29	22.00
		12	6	21.35	21.39	21.38	22.00
		12	13	21.38	21.40	21.42	22.00
		25	0	21.33	21.34	21.37	22.00
	16QAM	1	0	21.03	21.50	21.63	22.00
		1	13	21.75	21.89	21.49	22.00
		1	24	21.56	21.31	21.68	22.00
		12	0	20.44	20.31	20.31	21.00
		12	6	20.38	20.32	20.34	21.00
		12	13	20.34	20.42	20.42	21.00
		25	0	20.34	20.24	20.32	21.00
	64QAM	1	0	19.80	20.23	20.56	21.00
		1	13	20.50	20.65	20.34	21.00
		1	24	20.52	20.03	20.57	21.00
		12	0	19.30	19.09	19.12	20.00
		12	6	19.24	19.26	19.32	20.00
		12	13	19.19	19.15	19.31	20.00
		25	0	19.13	19.07	19.04	20.00

Bandwidth	Modulation	RB size	RB offset	Channel 18650	Channel 18900	Channel 19150	Tune up
10MHz	QPSK	1	0	22.11	22.25	22.29	23.00
		1	25	22.19	22.21	22.14	23.00
		1	49	22.14	22.37	22.26	23.00
		25	0	21.39	21.30	21.30	22.00
		25	13	21.38	21.41	21.34	22.00
		25	25	21.42	21.42	21.35	22.00
		50	0	21.32	21.63	21.32	22.00
	16QAM	1	0	21.96	21.20	21.80	22.00
		1	25	21.40	21.49	21.77	22.00
		1	49	21.90	21.67	21.79	22.00
		25	0	20.27	20.34	20.34	21.00
		25	13	20.42	20.38	20.52	21.00
		25	25	20.36	20.32	20.34	21.00
		50	0	20.37	20.45	20.31	21.00
	64QAM	1	0	20.90	19.92	20.73	21.00
		1	25	20.29	20.32	20.77	21.00
		1	49	20.71	20.55	20.62	21.00
		25	0	19.13	19.28	19.14	20.00
		25	13	19.34	19.22	19.37	20.00
		25	25	19.33	19.07	19.28	20.00
		50	0	19.35	19.36	19.27	20.00

Unless otherwise stated the results shown in this test report refer only to the sample(s) tested and such sample(s) are retained for 90 days only.
除非另有說明，此報告結果僅對測試之樣品負責，同時此樣品僅保留90天。本報告未經本公司書面許可，不可部份複製。
This document is issued by the Company subject to its General Conditions of Service printed overleaf, available on request or accessible at www.sgs.com/terms_and_conditions.htm and for electronic format documents, subject to Terms and Conditions for Electronic Documents at www.sgs.com/terms_e-document.htm. Attention is drawn to the limitation of liability, indemnification and jurisdiction issues defined therein. Any holder of this document is advised that information contained hereon reflects the Company's findings at the time of its intervention only and within the limits of Client's instructions, if any. The Company's sole responsibility is to its Client and this document does not exonerate parties to a transaction from exercising all their rights and obligations under the transaction documents. This document cannot be reproduced except in full, without prior written approval of the Company. Any unauthorized alteration, forgery or falsification of the content or appearance of this document is unlawful and offenders may be prosecuted to the fullest extent of the law.

Bandwidth	Modulation	RB size	RB offset	Channel 18675	Channel 18900	Channel 19125	Tune up
15MHz	QPSK	1	0	22.50	22.58	22.37	23.00
		1	38	22.48	22.44	22.52	23.00
		1	74	22.58	22.37	22.59	23.00
		36	0	21.59	21.60	21.49	22.00
		36	18	21.58	21.52	21.58	22.00
		36	39	21.70	21.66	21.59	22.00
		75	0	21.65	21.55	21.55	22.00
	16QAM	1	0	21.76	21.54	21.84	22.00
		1	38	21.70	21.52	21.37	22.00
		1	74	21.89	21.62	21.85	22.00
		36	0	20.54	20.52	20.52	21.00
		36	18	20.61	20.56	20.50	21.00
		36	39	20.70	20.57	20.63	21.00
		75	0	20.63	20.64	20.55	21.00
	64QAM	1	0	20.57	20.41	20.88	21.00
		1	38	20.55	20.29	20.09	21.00
		1	74	20.61	20.55	20.84	21.00
		36	0	19.33	19.38	19.48	20.00
		36	18	19.41	19.36	19.37	20.00
		36	39	19.53	19.36	19.37	20.00
		75	0	19.50	19.58	19.44	20.00

Bandwidth	Modulation	RB size	RB offset	Channel 18700	Channel 18900	Channel 19100	Tune up
20MHz	QPSK	1	0	22.78	22.77	22.52	23.00
		1	50	22.36	22.45	22.18	23.00
		1	99	22.40	22.26	22.50	23.00
		50	0	21.48	21.49	21.44	22.00
		50	25	21.67	21.68	21.42	22.00
		50	50	21.61	21.69	21.60	22.00
		100	0	21.60	21.63	21.47	22.00
	16QAM	1	0	21.83	21.53	21.38	22.00
		1	50	21.97	21.50	21.47	22.00
		1	99	21.82	21.79	21.62	22.00
		50	0	20.46	20.58	20.61	21.00
		50	25	20.72	20.60	20.47	21.00
		50	50	20.71	20.47	20.65	21.00
		100	0	20.58	20.66	20.50	21.00
	64QAM	1	0	20.89	20.30	20.10	21.00
		1	50	20.97	20.40	20.45	21.00
		1	99	20.68	20.74	20.44	21.00
		50	0	19.20	19.48	19.40	20.00
		50	25	19.49	19.49	19.44	20.00
		50	50	19.60	19.24	19.55	20.00
		100	0	19.42	19.56	19.30	20.00

Unless otherwise stated the results shown in this test report refer only to the sample(s) tested and such sample(s) are retained for 90 days only.
除非另有說明，此報告結果僅對測試之樣品負責，同時此樣品僅保留90天。本報告未經本公司書面許可，不可部份複製。
This document is issued by the Company subject to its General Conditions of Service printed overleaf, available on request or accessible at www.sgs.com/terms_and_conditions.htm and for electronic format documents, subject to Terms and Conditions for Electronic Documents at www.sgs.com/terms_e-document.htm. Attention is drawn to the limitation of liability, indemnification and jurisdiction issues defined therein. Any holder of this document is advised that information contained hereon reflects the Company's findings at the time of its intervention only and within the limits of Client's instructions, if any. The Company's sole responsibility is to its Client and this document does not exonerate parties to a transaction from exercising all their rights and obligations under the transaction documents. This document cannot be reproduced except in full, without prior written approval of the Company. Any unauthorized alteration, forgery or falsification of the content or appearance of this document is unlawful and offenders may be prosecuted to the fullest extent of the law.

LTE Band 2 WWAN+WLAN 2.4G(Chain0)+WLAN 5G(Chain1) Receiver on/ WWAN+WLAN 2.4G(Chain0)+WLAN 5G(Chain1) Receiver off/ WWAN+WLAN 2.4G Receiver off/ WWAN+WLAN 2.4G(Chain1)+BT Receiver off/ WWAN+WLAN 5G Receiver off/ WWAN+WLAN 5G+BT Receiver off				Conducted Power(dBm)			
Bandwidth	Modulation	RB size	RB offset	Channel 18607	Channel 18900	Channel 19193	Tune up
1.4MHz	QPSK	1	0	21.20	21.22	21.32	22.10
		1	2	21.36	21.29	21.34	22.10
		1	5	21.24	21.28	21.34	22.10
		3	0	21.26	21.30	21.34	22.10
		3	2	21.33	21.26	21.41	22.10
		3	3	21.30	21.25	21.38	22.10
		6	0	21.24	21.23	21.35	22.10
	16QAM	1	0	21.16	21.25	21.75	22.10
		1	2	21.43	21.75	21.52	22.10
		1	5	21.33	21.52	21.58	22.10
		3	0	21.20	21.38	21.45	22.10
		3	2	21.42	21.27	21.41	22.10
		3	3	21.21	21.39	21.32	22.10
		6	0	20.32	20.30	20.37	21.10
	64QAM	1	0	20.23	20.55	20.33	21.10
		1	2	20.37	20.61	20.39	21.10
		1	5	20.12	19.95	20.35	21.10
		3	0	20.24	20.00	20.04	21.10
		3	2	20.15	20.03	20.10	21.10
		3	3	19.99	19.84	20.05	21.10
		6	0	19.06	19.04	19.33	20.10
Bandwidth	Modulation	RB size	RB offset	Channel 18615	Channel 18900	Channel 19185	Tune up
3MHz	QPSK	1	0	21.24	21.29	21.40	22.10
		1	7	21.34	21.37	21.43	22.10
		1	14	21.46	21.34	21.45	22.10
		8	0	21.38	21.21	21.40	22.10
		8	4	21.34	21.29	21.46	22.10
		8	7	21.35	21.35	21.37	22.10
		15	0	21.35	21.32	21.40	22.10
	16QAM	1	0	21.48	21.73	21.21	22.10
		1	7	21.37	21.64	21.31	22.10
		1	14	21.05	21.29	21.47	22.10
		8	0	20.40	20.41	20.52	21.10
		8	4	20.46	20.30	20.50	21.10
		8	7	20.50	20.50	20.48	21.10
		15	0	20.46	20.30	20.43	21.10
	64QAM	1	0	20.13	20.24	19.94	21.10
		1	7	20.62	20.22	20.26	21.10
		1	14	20.51	20.50	20.24	21.10
		8	0	19.15	18.84	19.22	20.10
		8	4	19.14	18.84	19.16	20.10
		8	7	18.94	18.94	19.04	20.10
		15	0	19.23	18.99	18.94	20.10

Unless otherwise stated the results shown in this test report refer only to the sample(s) tested and such sample(s) are retained for 90 days only.
除非另有說明，此報告結果僅對測試之樣品負責，同時此樣品僅保留90天。本報告未經本公司書面許可，不可部份複製。
This document is issued by the Company subject to its General Conditions of Service printed overleaf, available on request or accessible at www.sgs.com/terms_and_conditions.htm and for electronic format documents, subject to Terms and Conditions for Electronic Documents at www.sgs.com/terms_e-document.htm. Attention is drawn to the limitation of liability, indemnification and jurisdiction issues defined therein. Any holder of this document is advised that information contained hereon reflects the Company's findings at the time of its intervention only and within the limits of Client's instructions, if any. The Company's sole responsibility is to its Client and this document does not exonerate parties to a transaction from exercising all their rights and obligations under the transaction documents. This document cannot be reproduced except in full, without prior written approval of the Company. Any unauthorized alteration, forgery or falsification of the content or appearance of this document is unlawful and offenders may be prosecuted to the fullest extent of the law.

Bandwidth	Modulation	RB size	RB offset	Channel 18625	Channel 18900	Channel 19175	Tune up
5MHz	QPSK	1	0	21.20	21.30	21.30	22.10
		1	13	21.41	21.45	21.48	22.10
		1	24	21.36	21.30	21.44	22.10
		12	0	21.38	21.28	21.34	22.10
		12	6	21.39	21.35	21.39	22.10
		12	13	21.39	21.40	21.42	22.10
		25	0	21.36	21.31	21.40	22.10
	16QAM	1	0	21.40	21.71	21.13	22.10
		1	13	21.51	22.05	21.52	22.10
		1	24	21.18	21.57	21.31	22.10
		12	0	20.33	20.32	20.36	21.10
		12	6	20.38	20.37	20.37	21.10
		12	13	20.44	20.41	20.52	21.10
		25	0	20.33	20.43	20.35	21.10
	64QAM	1	0	19.67	20.22	20.55	21.10
		1	13	20.48	20.64	20.20	21.10
		1	24	20.26	19.76	20.48	21.10
		12	0	19.28	18.81	19.01	20.10
		12	6	18.96	19.25	19.17	20.10
		12	13	18.95	19.06	19.30	20.10
		25	0	19.00	19.07	19.04	20.10

Bandwidth	Modulation	RB size	RB offset	Channel 18650	Channel 18900	Channel 19150	Tune up
10MHz	QPSK	1	0	21.26	21.30	21.20	22.10
		1	25	21.47	21.31	21.36	22.10
		1	49	21.15	21.35	21.40	22.10
		25	0	21.39	21.24	21.28	22.10
		25	13	21.39	21.41	21.41	22.10
		25	25	21.39	21.35	21.42	22.10
		50	0	21.30	21.38	21.36	22.10
	16QAM	1	0	21.21	21.82	21.29	22.10
		1	25	21.84	21.57	21.71	22.10
		1	49	21.50	21.22	21.40	22.10
		25	0	20.32	20.26	20.29	21.10
		25	13	20.40	20.37	20.48	21.10
		25	25	20.44	20.38	20.45	21.10
		50	0	20.42	20.36	20.27	21.10
	64QAM	1	0	20.90	19.87	20.64	21.10
		1	25	20.03	20.09	20.63	21.10
		1	49	20.59	20.55	20.45	21.10
		25	0	18.95	19.11	18.92	20.10
		25	13	19.29	19.16	19.24	20.10
		25	25	19.16	18.96	19.02	20.10
		50	0	19.29	19.28	18.99	20.10

Unless otherwise stated the results shown in this test report refer only to the sample(s) tested and such sample(s) are retained for 90 days only.
除非另有說明，此報告結果僅對測試之樣品負責，同時此樣品僅保留90天。本報告未經本公司書面許可，不可部份複製。
This document is issued by the Company subject to its General Conditions of Service printed overleaf, available on request or accessible at www.sgs.com/terms_and_conditions.htm and for electronic format documents, subject to Terms and Conditions for Electronic Documents at www.sgs.com/terms_e-document.htm. Attention is drawn to the limitation of liability, indemnification and jurisdiction issues defined therein. Any holder of this document is advised that information contained hereon reflects the Company's findings at the time of its intervention only and within the limits of Client's instructions, if any. The Company's sole responsibility is to its Client and this document does not exonerate parties to a transaction from exercising all their rights and obligations under the transaction documents. This document cannot be reproduced except in full, without prior written approval of the Company. Any unauthorized alteration, forgery or falsification of the content or appearance of this document is unlawful and offenders may be prosecuted to the fullest extent of the law.

Bandwidth	Modulation	RB size	RB offset	Channel 18675	Channel 18900	Channel 19125	Tune up
15MHz	QPSK	1	0	21.49	21.49	21.47	22.10
		1	38	21.50	21.52	21.53	22.10
		1	74	21.75	21.46	21.36	22.10
		36	0	21.47	21.45	21.41	22.10
		36	18	21.60	21.48	21.52	22.10
		36	39	21.57	21.64	21.87	22.10
		75	0	21.57	21.54	21.53	22.10
	16QAM	1	0	21.64	21.42	21.46	22.10
		1	38	21.46	21.51	21.65	22.10
		1	74	21.31	21.42	21.63	22.10
		36	0	20.50	20.53	20.45	21.10
		36	18	20.58	20.50	20.50	21.10
		36	39	20.57	20.63	20.50	21.10
		75	0	20.57	20.63	20.53	21.10
	64QAM	1	0	20.35	20.27	20.83	21.10
		1	38	20.38	20.07	19.88	21.10
		1	74	20.59	20.47	20.69	21.10
		36	0	19.21	19.20	19.44	20.10
		36	18	19.13	19.31	19.28	20.10
		36	39	19.34	19.25	19.33	20.10
		75	0	19.32	19.47	19.28	20.10
Bandwidth	Modulation	RB size	RB offset	Channel 18700	Channel 18900	Channel 19100	Tune up
20MHz	QPSK	1	0	21.43	21.60	21.45	22.10
		1	50	21.66	21.52	21.48	22.10
		1	99	21.52	21.50	21.56	22.10
		50	0	21.54	21.56	21.44	22.10
		50	25	21.63	21.58	21.46	22.10
		50	50	21.62	21.62	21.49	22.10
		100	0	21.63	21.58	21.47	22.10
	16QAM	1	0	21.63	21.77	21.63	22.10
		1	50	21.63	21.38	21.37	22.10
		1	99	21.62	21.61	21.50	22.10
		50	0	20.56	20.49	20.40	21.10
		50	25	20.59	20.51	20.49	21.10
		50	50	20.63	20.59	20.41	21.10
		100	0	20.58	20.59	20.36	21.10
	64QAM	1	0	20.88	20.19	19.87	21.10
		1	50	20.81	20.29	20.40	21.10
		1	99	20.64	20.53	20.42	21.10
		50	0	19.10	19.36	19.13	20.10
		50	25	19.49	19.39	19.41	20.10
		50	50	19.60	19.15	19.54	20.10
		100	0	19.27	19.51	19.12	20.10

Unless otherwise stated the results shown in this test report refer only to the sample(s) tested and such sample(s) are retained for 90 days only.
除非另有說明，此報告結果僅對測試之樣品負責，同時此樣品僅保留90天。本報告未經本公司書面許可，不可部份複製。
This document is issued by the Company subject to its General Conditions of Service printed overleaf, available on request or accessible at www.sgs.com/terms_and_conditions.htm and for electronic format documents, subject to Terms and Conditions for Electronic Documents at www.sgs.com/terms_e-document.htm. Attention is drawn to the limitation of liability, indemnification and jurisdiction issues defined therein. Any holder of this document is advised that information contained hereon reflects the Company's findings at the time of its intervention only and within the limits of Client's instructions, if any. The Company's sole responsibility is to its Client and this document does not exonerate parties to a transaction from exercising all their rights and obligations under the transaction documents. This document cannot be reproduced except in full, without prior written approval of the Company. Any unauthorized alteration, forgery or falsification of the content or appearance of this document is unlawful and offenders may be prosecuted to the fullest extent of the law.

LTE Band 4				Conducted Power(dBm)			
Bandwidth	Modulation	RB size	RB offset	Channel 19957	Channel 20175	Channel 20393	Tune up
1.4MHz	QPSK	1	0	22.46	22.38	22.41	23.20
		1	2	22.68	22.64	22.34	23.20
		1	5	22.56	22.54	22.26	23.20
		3	0	22.54	22.55	22.45	23.20
		3	2	22.58	22.53	22.44	23.20
		3	3	22.56	22.44	22.35	23.20
		6	0	21.65	21.55	21.51	22.20
	16QAM	1	0	21.89	21.67	21.81	22.20
		1	2	21.76	21.83	21.54	22.20
		1	5	21.61	21.79	21.48	22.20
		3	0	21.60	21.61	21.49	22.20
		3	2	21.62	21.67	21.41	22.20
		3	3	21.72	21.76	21.42	22.20
		6	0	20.78	20.73	20.41	21.20
	64QAM	1	0	20.83	20.56	20.74	21.20
		1	2	20.55	20.60	20.36	21.20
		1	5	20.43	20.52	20.32	21.20
		3	0	20.57	20.49	20.31	21.20
		3	2	20.60	20.50	20.28	21.20
		3	3	20.63	20.55	20.33	21.20
		6	0	19.62	19.73	19.41	20.20
Bandwidth	Modulation	RB size	RB offset	Channel 19965	Channel 20175	Channel 20385	Tune up
3MHz	QPSK	1	0	22.68	22.50	22.44	23.20
		1	7	22.56	22.68	22.48	23.20
		1	14	22.54	22.61	22.36	23.20
		8	0	21.74	21.69	21.59	22.20
		8	4	21.67	21.71	21.60	22.20
		8	7	21.70	21.68	21.56	22.20
		15	0	21.69	21.64	21.61	22.20
	16QAM	1	0	21.87	21.89	22.00	22.20
		1	7	21.56	22.13	21.62	22.20
		1	14	21.70	21.52	21.69	22.20
		8	0	20.64	20.56	20.53	21.20
		8	4	20.62	20.85	20.61	21.20
		8	7	20.76	20.73	20.43	21.20
		15	0	20.72	20.74	20.57	21.20
	64QAM	1	0	20.61	20.72	20.95	21.20
		1	7	20.40	21.12	20.34	21.20
		1	14	20.64	20.37	20.44	21.20
		8	0	19.58	19.39	19.33	20.20
		8	4	19.53	19.79	19.53	20.20
		8	7	19.48	19.73	19.42	20.20
		15	0	19.69	19.60	19.43	20.20

Unless otherwise stated the results shown in this test report refer only to the sample(s) tested and such sample(s) are retained for 90 days only.
除非另有說明，此報告結果僅對測試之樣品負責，同時此樣品僅保留90天。本報告未經本公司書面許可，不可部份複製。
This document is issued by the Company subject to its General Conditions of Service printed overleaf, available on request or accessible at www.sgs.com/terms_and_conditions.htm and for electronic format documents, subject to Terms and Conditions for Electronic Documents at www.sgs.com/terms_e-document.htm. Attention is drawn to the limitation of liability, indemnification and jurisdiction issues defined therein. Any holder of this document is advised that information contained hereon reflects the Company's findings at the time of its intervention only and within the limits of Client's instructions, if any. The Company's sole responsibility is to its Client and this document does not exonerate parties to a transaction from exercising all their rights and obligations under the transaction documents. This document cannot be reproduced except in full, without prior written approval of the Company. Any unauthorized alteration, forgery or falsification of the content or appearance of this document is unlawful and offenders may be prosecuted to the fullest extent of the law.

Bandwidth	Modulation	RB size	RB offset	Channel 19975	Channel 20175	Channel 20375	Tune up
5MHz	QPSK	1	0	22.32	22.54	22.48	23.20
		1	13	22.69	22.57	22.63	23.20
		1	24	22.54	22.66	22.50	23.20
		12	0	21.73	21.63	21.53	22.20
		12	6	21.72	21.74	21.59	22.20
		12	13	21.72	21.68	21.57	22.20
		25	0	21.65	21.61	21.53	22.20
	16QAM	1	0	21.74	21.68	21.56	22.20
		1	13	21.71	21.79	21.73	22.20
		1	24	21.74	21.53	21.47	22.20
		12	0	20.70	20.68	20.55	21.20
		12	6	20.75	20.67	20.52	21.20
		12	13	20.72	20.68	20.66	21.20
		25	0	20.73	20.58	20.56	21.20
	64QAM	1	0	20.65	20.53	20.48	21.20
		1	13	20.45	20.72	20.58	21.20
		1	24	21.19	20.47	20.33	21.20
		12	0	19.43	19.40	19.50	20.20
		12	6	19.73	19.63	19.36	20.20
		12	13	19.56	19.65	19.41	20.20
		25	0	19.59	19.57	19.54	20.20

Bandwidth	Modulation	RB size	RB offset	Channel 20000	Channel 20175	Channel 20350	Tune up
10MHz	QPSK	1	0	22.29	22.69	22.55	23.20
		1	25	22.53	22.58	22.50	23.20
		1	49	22.72	22.62	22.48	23.20
		25	0	21.70	21.64	21.59	22.20
		25	13	21.77	21.64	21.55	22.20
		25	25	21.79	21.97	21.67	22.20
		50	0	21.78	21.73	21.53	22.20
	16QAM	1	0	22.19	21.82	22.06	22.20
		1	25	21.92	21.86	21.89	22.20
		1	49	22.00	21.98	21.84	22.20
		25	0	20.59	20.69	20.65	21.20
		25	13	20.69	20.83	20.60	21.20
		25	25	20.73	20.68	20.70	21.20
		50	0	20.74	20.68	20.60	21.20
	64QAM	1	0	21.08	20.80	20.86	21.20
		1	25	20.85	20.81	20.63	21.20
		1	49	20.93	21.01	20.66	21.20
		25	0	19.55	19.56	19.49	20.20
		25	13	19.45	19.56	19.52	20.20
		25	25	19.47	19.63	19.63	20.20
		50	0	19.53	19.66	19.46	20.20

Unless otherwise stated the results shown in this test report refer only to the sample(s) tested and such sample(s) are retained for 90 days only.
除非另有說明，此報告結果僅對測試之樣品負責，同時此樣品僅保留90天。本報告未經本公司書面許可，不可部份複製。
This document is issued by the Company subject to its General Conditions of Service printed overleaf, available on request or accessible at www.sgs.com/terms_and_conditions.htm and for electronic format documents, subject to Terms and Conditions for Electronic Documents at www.sgs.com/terms_e-document.htm. Attention is drawn to the limitation of liability, indemnification and jurisdiction issues defined therein. Any holder of this document is advised that information contained hereon reflects the Company's findings at the time of its intervention only and within the limits of Client's instructions, if any. The Company's sole responsibility is to its Client and this document does not exonerate parties to a transaction from exercising all their rights and obligations under the transaction documents. This document cannot be reproduced except in full, without prior written approval of the Company. Any unauthorized alteration, forgery or falsification of the content or appearance of this document is unlawful and offenders may be prosecuted to the fullest extent of the law.

Bandwidth	Modulation	RB size	RB offset	Channel 20025	Channel 20175	Channel 20325	Tune up
15MHz	QPSK	1	0	22.39	22.27	22.30	23.20
		1	38	22.12	22.17	22.21	23.20
		1	74	22.16	22.21	22.28	23.20
		36	0	21.34	21.26	21.35	22.20
		36	18	21.29	21.36	21.37	22.20
		36	39	21.31	21.33	21.32	22.20
		75	0	21.31	21.35	21.25	22.20
	16QAM	1	0	21.55	21.47	21.74	22.20
		1	38	21.38	21.44	21.43	22.20
		1	74	21.33	21.53	21.29	22.20
		36	0	20.34	20.32	20.46	21.20
		36	18	20.33	20.36	20.28	21.20
		36	39	20.28	20.25	20.36	21.20
		75	0	20.28	20.36	20.33	21.20
	64QAM	1	0	20.29	20.37	20.53	21.20
		1	38	20.16	20.20	20.26	21.20
		1	74	20.17	20.47	20.02	21.20
		36	0	19.21	19.18	19.32	20.20
		36	18	19.16	19.28	19.01	20.20
		36	39	19.04	19.05	19.15	20.20
		75	0	19.20	19.27	19.28	20.20

Bandwidth	Modulation	RB size	RB offset	Channel 20050	Channel 20175	Channel 20300	Tune up
20MHz	QPSK	1	0	23.01	23.02	22.87	23.20
		1	50	22.70	22.78	22.65	23.20
		1	99	22.72	22.77	22.76	23.20
		50	0	21.93	21.88	21.92	22.20
		50	25	21.85	21.91	21.80	22.20
		50	50	21.88	21.90	21.80	22.20
		100	0	22.18	21.94	21.82	22.20
	16QAM	1	0	21.71	21.95	22.20	22.20
		1	50	22.02	22.16	21.91	22.20
		1	99	21.85	21.90	21.82	22.20
		50	0	20.91	20.92	20.84	21.20
		50	25	20.97	20.89	20.87	21.20
		50	50	21.00	20.91	20.79	21.20
		100	0	21.01	21.02	20.79	21.20
	64QAM	1	0	20.45	21.18	21.14	21.20
		1	50	21.01	20.99	20.75	21.20
		1	99	20.88	20.87	20.55	21.20
		50	0	19.76	19.80	19.72	20.20
		50	25	19.76	19.85	19.60	20.20
		50	50	19.95	19.91	19.55	20.20
		100	0	19.99	19.83	19.60	20.20

Unless otherwise stated the results shown in this test report refer only to the sample(s) tested and such sample(s) are retained for 90 days only.
除非另有說明，此報告結果僅對測試之樣品負責，同時此樣品僅保留90天。本報告未經本公司書面許可，不可部份複製。
This document is issued by the Company subject to its General Conditions of Service printed overleaf, available on request or accessible at www.sgs.com/terms_and_conditions.htm and for electronic format documents, subject to Terms and Conditions for Electronic Documents at www.sgs.com/terms_e-document.htm. Attention is drawn to the limitation of liability, indemnification and jurisdiction issues defined therein. Any holder of this document is advised that information contained hereon reflects the Company's findings at the time of its intervention only and within the limits of Client's instructions, if any. The Company's sole responsibility is to its Client and this document does not exonerate parties to a transaction from exercising all their rights and obligations under the transaction documents. This document cannot be reproduced except in full, without prior written approval of the Company. Any unauthorized alteration, forgery or falsification of the content or appearance of this document is unlawful and offenders may be prosecuted to the fullest extent of the law.

LTE Band 7 Receiver on/ WWAN+WLAN 2.4G(Chain0)+WLAN 5G(Chain1) Receiver on/ WWAN+WLAN 2.4G Receiver on/ WWAN+WLAN 2.4G(Chain1)+BT Receiver on/ WWAN+WLAN 5G Receiver on/ WWAN+WLAN 5G+BT Receiver on/WWAN+WLAN 5G Receiver off WWAN+WLAN 5G+BT Receiver off				Conducted Power(dBm)			
Bandwidth	Modulation	RB size	RB offset	Channel 20775	Channel 21100	Channel 21425	Tune up
5MHz	QPSK	1	0	22.59	22.46	22.45	23.70
		1	13	22.63	22.62	22.46	23.70
		1	24	22.57	22.54	22.45	23.70
		12	0	21.79	21.62	21.58	22.70
		12	6	21.70	21.60	21.62	22.70
		12	13	21.74	21.65	21.56	22.70
		25	0	21.66	21.58	21.54	22.70
	16QAM	1	0	22.02	21.59	21.66	22.70
		1	13	21.88	21.94	21.67	22.70
		1	24	21.89	22.19	21.70	22.70
		12	0	20.75	20.53	20.55	21.70
		12	6	20.79	20.61	20.61	21.70
		12	13	20.71	20.61	20.56	21.70
		25	0	20.66	20.52	20.46	21.70
	64QAM	1	0	20.49	20.22	20.37	21.70
		1	13	20.58	20.41	20.19	21.70
		1	24	20.42	20.35	20.41	21.70
		12	0	19.75	19.60	19.36	20.70
		12	6	19.53	19.36	19.40	20.70
		12	13	19.55	19.50	19.54	20.70
		25	0	19.47	19.45	19.38	20.70
Bandwidth	Modulation	RB size	RB offset	Channel 20800	Channel 21100	Channel 21400	Tune up
10MHz	QPSK	1	0	22.56	22.70	22.45	23.70
		1	25	22.45	22.65	22.43	23.70
		1	49	22.62	22.57	22.52	23.70
		25	0	21.76	21.58	21.65	22.70
		25	13	21.71	21.69	21.63	22.70
		25	25	21.73	21.74	21.65	22.70
		50	0	21.77	21.60	21.62	22.70
	16QAM	1	0	21.92	22.03	21.85	22.70
		1	25	21.62	21.68	21.83	22.70
		1	49	21.84	21.94	21.89	22.70
		25	0	20.74	20.70	20.54	21.70
		25	13	20.57	20.67	20.67	21.70
		25	25	20.65	20.74	20.60	21.70
		50	0	20.72	20.62	20.67	21.70
	64QAM	1	0	20.32	20.49	20.44	21.70
		1	25	20.36	20.41	20.29	21.70
		1	49	20.38	20.46	20.35	21.70
		25	0	19.51	19.54	19.61	20.70
		25	13	19.49	19.56	19.48	20.70
		25	25	19.61	19.62	19.61	20.70
		50	0	19.60	19.48	19.61	20.70

Unless otherwise stated the results shown in this test report refer only to the sample(s) tested and such sample(s) are retained for 90 days only.
除非另有說明，此報告結果僅對測試之樣品負責，同時此樣品僅保留90天。本報告未經本公司書面許可，不可部份複製。
This document is issued by the Company subject to its General Conditions of Service printed overleaf, available on request or accessible at www.sgs.com/terms_and_conditions.htm and for electronic format documents, subject to Terms and Conditions for Electronic Documents at www.sgs.com/terms_e-document.htm. Attention is drawn to the limitation of liability, indemnification and jurisdiction issues defined therein. Any holder of this document is advised that information contained hereon reflects the Company's findings at the time of its intervention only and within the limits of Client's instructions, if any. The Company's sole responsibility is to its Client and this document does not exonerate parties to a transaction from exercising all their rights and obligations under the transaction documents. This document cannot be reproduced except in full, without prior written approval of the Company. Any unauthorized alteration, forgery or falsification of the content or appearance of this document is unlawful and offenders may be prosecuted to the fullest extent of the law.

Bandwidth	Modulation	RB size	RB offset	Channel 20825	Channel 21100	Channel 21375	Tune up
15MHz	QPSK	1	0	22.93	22.71	22.82	23.70
		1	38	22.76	22.71	22.78	23.70
		1	74	22.78	22.75	22.75	23.70
		36	0	21.85	21.92	21.86	22.70
		36	18	21.97	21.90	21.82	22.70
		36	39	21.97	21.89	21.81	22.70
		75	0	21.97	21.92	21.81	22.70
	16QAM	1	0	22.04	21.90	21.92	22.70
		1	38	22.12	21.91	21.80	22.70
		1	74	21.81	22.10	21.90	22.70
		36	0	20.92	20.90	20.86	21.70
		36	18	20.96	20.85	20.90	21.70
		36	39	21.02	20.98	20.89	21.70
		75	0	20.84	20.82	20.88	21.70
	64QAM	1	0	20.71	20.54	20.73	21.70
		1	38	20.53	20.47	20.59	21.70
		1	74	20.61	20.56	20.57	21.70
		36	0	19.74	19.69	19.84	20.70
		36	18	19.73	19.86	19.67	20.70
		36	39	19.79	19.61	19.74	20.70
		75	0	19.75	19.73	19.77	20.70
Bandwidth	Modulation	RB size	RB offset	Channel 20850	Channel 21100	Channel 21350	Tune up
20MHz	QPSK	1	0	23.01	22.73	22.87	23.70
		1	50	22.78	22.95	22.75	23.70
		1	99	23.02	22.77	22.71	23.70
		50	0	22.01	21.83	21.87	22.70
		50	25	22.04	21.83	21.89	22.70
		50	50	21.99	22.05	21.83	22.70
		100	0	22.02	21.86	21.95	22.70
	16QAM	1	0	22.11	21.93	21.99	22.70
		1	50	22.10	21.98	21.69	22.70
		1	99	21.90	22.20	22.05	22.70
		50	0	20.85	20.94	20.76	21.70
		50	25	21.03	20.91	20.89	21.70
		50	50	20.99	20.90	20.92	21.70
		100	0	21.03	20.96	20.88	21.70
	64QAM	1	0	20.79	20.67	20.71	21.70
		1	50	20.63	20.92	20.68	21.70
		1	99	20.84	20.70	20.60	21.70
		50	0	19.76	19.72	19.73	20.70
		50	25	19.76	19.81	19.88	20.70
		50	50	19.91	19.97	19.59	20.70
		100	0	19.98	19.60	19.69	20.70

Unless otherwise stated the results shown in this test report refer only to the sample(s) tested and such sample(s) are retained for 90 days only.
除非另有說明，此報告結果僅對測試之樣品負責，同時此樣品僅保留90天。本報告未經本公司書面許可，不可部份複製。
This document is issued by the Company subject to its General Conditions of Service printed overleaf, available on request or accessible at www.sgs.com/terms_and_conditions.htm and for electronic format documents, subject to Terms and Conditions for Electronic Documents at www.sgs.com/terms_e-document.htm. Attention is drawn to the limitation of liability, indemnification and jurisdiction issues defined therein. Any holder of this document is advised that information contained hereon reflects the Company's findings at the time of its intervention only and within the limits of Client's instructions, if any. The Company's sole responsibility is to its Client and this document does not exonerate parties to a transaction from exercising all their rights and obligations under the transaction documents. This document cannot be reproduced except in full, without prior written approval of the Company. Any unauthorized alteration, forgery or falsification of the content or appearance of this document is unlawful and offenders may be prosecuted to the fullest extent of the law.

LTE Band 7 Receiver off				Conducted Power(dBm)			
Bandwidth	Modulation	RB size	RB offset	Channel 20775	Channel 21100	Channel 21425	Tune up
5MHz	QPSK	1	0	21.51	21.24	21.49	23.00
		1	13	21.51	21.48	21.51	23.00
		1	24	21.46	21.52	21.47	23.00
		12	0	21.34	21.15	21.26	23.00
		12	6	21.31	21.20	21.28	23.00
		12	13	21.29	21.24	21.34	23.00
		25	0	21.29	21.28	21.23	23.00
	16QAM	1	0	21.31	21.00	21.60	23.00
		1	13	21.50	21.64	21.36	23.00
		1	24	21.58	21.36	21.49	23.00
		12	0	20.24	20.18	20.27	21.70
		12	6	20.29	20.29	20.32	21.70
		12	13	20.24	20.23	20.29	21.70
		25	0	20.38	20.26	20.18	21.70
	64QAM	1	0	20.44	20.36	20.62	21.70
		1	13	20.26	20.57	20.58	21.70
		1	24	20.57	20.48	20.69	21.70
		12	0	19.58	19.38	19.58	20.70
		12	6	19.59	19.47	19.59	20.70
		12	13	19.53	19.51	19.58	20.70
		25	0	19.58	19.45	19.52	20.70
Bandwidth	Modulation	RB size	RB offset	Channel 20800	Channel 21100	Channel 21400	Tune up
10MHz	QPSK	1	0	21.39	21.23	21.24	23.00
		1	25	21.35	21.41	21.38	23.00
		1	49	21.51	21.55	21.38	23.00
		25	0	21.35	21.13	21.25	23.00
		25	13	21.32	21.20	21.34	23.00
		25	25	21.34	21.28	21.26	23.00
		50	0	21.31	21.30	21.33	23.00
	16QAM	1	0	21.43	21.19	21.45	23.00
		1	25	21.37	21.77	21.29	23.00
		1	49	21.88	21.78	21.72	23.00
		25	0	20.25	20.11	20.14	21.70
		25	13	20.42	20.15	20.32	21.70
		25	25	20.25	20.22	20.25	21.70
		50	0	20.29	20.29	20.30	21.70
	64QAM	1	0	20.75	20.35	20.71	21.70
		1	25	20.29	20.67	20.84	21.70
		1	49	20.67	20.65	20.47	21.70
		25	0	19.76	19.45	19.35	20.70
		25	13	19.57	19.56	19.59	20.70
		25	25	19.55	19.44	19.59	20.70
		50	0	19.55	19.53	19.46	20.70

Unless otherwise stated the results shown in this test report refer only to the sample(s) tested and such sample(s) are retained for 90 days only.
除非另有說明，此報告結果僅對測試之樣品負責，同時此樣品僅保留90天。本報告未經本公司書面許可，不可部份複製。
This document is issued by the Company subject to its General Conditions of Service printed overleaf, available on request or accessible at www.sgs.com/terms_and_conditions.htm and for electronic format documents, subject to Terms and Conditions for Electronic Documents at www.sgs.com/terms_e-document.htm. Attention is drawn to the limitation of liability, indemnification and jurisdiction issues defined therein. Any holder of this document is advised that information contained hereon reflects the Company's findings at the time of its intervention only and within the limits of Client's instructions, if any. The Company's sole responsibility is to its Client and this document does not exonerate parties to a transaction from exercising all their rights and obligations under the transaction documents. This document cannot be reproduced except in full, without prior written approval of the Company. Any unauthorized alteration, forgery or falsification of the content or appearance of this document is unlawful and offenders may be prosecuted to the fullest extent of the law.

Bandwidth	Modulation	RB size	RB offset	Channel 20825	Channel 21100	Channel 21375	Tune up
15MHz	QPSK	1	0	21.70	21.57	21.59	23.00
		1	38	21.77	21.69	21.71	23.00
		1	74	21.83	21.80	21.78	23.00
		36	0	21.53	21.38	21.46	23.00
		36	18	21.63	21.44	21.46	23.00
		36	39	21.58	21.50	21.51	23.00
		75	0	21.55	21.44	21.55	23.00
	16QAM	1	0	21.61	21.78	21.52	23.00
		1	38	21.60	21.50	21.43	23.00
		1	74	21.62	21.85	21.80	23.00
		36	0	20.51	20.32	20.40	21.70
		36	18	20.58	20.49	20.48	21.70
		36	39	20.67	20.55	20.58	21.70
		75	0	20.51	20.41	20.50	21.70
	64QAM	1	0	20.46	20.08	20.34	21.70
		1	38	20.21	20.50	20.24	21.70
		1	74	20.09	20.38	20.52	21.70
		36	0	19.28	19.16	19.32	20.70
		36	18	19.47	19.37	19.40	20.70
		36	39	19.38	19.25	19.32	20.70
		75	0	19.37	19.26	19.37	20.70

Bandwidth	Modulation	RB size	RB offset	Channel 20850	Channel 21100	Channel 21350	Tune up
20MHz	QPSK	1	0	21.85	21.86	22.14	23.00
		1	50	21.79	22.13	21.84	23.00
		1	99	22.15	21.85	21.89	23.00
		50	0	21.53	21.74	21.43	23.00
		50	25	21.59	21.53	21.54	23.00
		50	50	21.75	22.01	21.90	23.00
		100	0	21.59	21.57	21.85	23.00
	16QAM	1	0	21.65	21.87	21.84	23.00
		1	50	21.36	21.51	21.70	23.00
		1	99	21.47	21.71	22.02	23.00
		50	0	20.37	20.30	20.40	21.70
		50	25	20.56	20.51	20.52	21.70
		50	50	20.63	20.46	20.56	21.70
		100	0	20.52	20.45	20.52	21.70
	64QAM	1	0	20.43	20.25	20.52	21.70
		1	50	20.64	20.52	20.61	21.70
		1	99	20.36	20.58	20.37	21.70
		50	0	19.28	19.19	19.30	20.70
		50	25	19.40	19.37	19.22	20.70
		50	50	19.39	19.20	19.30	20.70
		100	0	19.37	19.24	19.28	20.70

Unless otherwise stated the results shown in this test report refer only to the sample(s) tested and such sample(s) are retained for 90 days only.
除非另有說明，此報告結果僅對測試之樣品負責，同時此樣品僅保留90天。本報告未經本公司書面許可，不可部份複製。
This document is issued by the Company subject to its General Conditions of Service printed overleaf, available on request or accessible at www.sgs.com/terms_and_conditions.htm and for electronic format documents, subject to Terms and Conditions for Electronic Documents at www.sgs.com/terms_e-document.htm. Attention is drawn to the limitation of liability, indemnification and jurisdiction issues defined therein. Any holder of this document is advised that information contained hereon reflects the Company's findings at the time of its intervention only and within the limits of Client's instructions, if any. The Company's sole responsibility is to its Client and this document does not exonerate parties to a transaction from exercising all their rights and obligations under the transaction documents. This document cannot be reproduced except in full, without prior written approval of the Company. Any unauthorized alteration, forgery or falsification of the content or appearance of this document is unlawful and offenders may be prosecuted to the fullest extent of the law.

LTE Band 7 WWAN+WLAN 2.4G(Chain0)+WLAN 5G(Chain1) Receiver off/ WWAN+WLAN 2.4G Receiver off/ WWAN+WLAN 2.4G(Chain1)+BT Receiver off/				Conducted Power(dBm)			
Bandwidth	Modulation	RB size	RB offset	Channel 20775	Channel 21100	Channel 21425	Tune up
5MHz	QPSK	1	0	19.25	19.15	19.25	20.90
		1	13	19.54	19.32	19.32	20.90
		1	24	19.41	19.39	19.27	20.90
		12	0	19.55	19.39	19.40	20.90
		12	6	19.52	19.46	19.44	20.90
		12	13	19.47	19.45	19.52	20.90
		25	0	19.45	19.42	19.43	20.90
	16QAM	1	0	19.93	19.47	19.45	20.90
		1	13	19.61	19.98	19.39	20.90
		1	24	20.02	19.51	19.55	20.90
		12	0	19.56	19.32	19.43	20.90
		12	6	19.43	19.47	19.51	20.90
		12	13	19.51	19.44	19.52	20.90
		25	0	19.46	19.52	19.45	20.90
	64QAM	1	0	19.81	19.47	19.66	20.90
		1	13	19.76	19.54	19.82	20.90
		1	24	19.58	19.78	19.65	20.90
		12	0	19.40	19.24	19.41	20.90
		12	6	19.36	19.32	19.26	20.90
		12	13	19.45	19.26	19.34	20.90
		25	0	19.28	19.33	19.27	20.90
Bandwidth	Modulation	RB size	RB offset	Channel 20800	Channel 21100	Channel 21400	Tune up
10MHz	QPSK	1	0	19.65	19.19	19.38	20.90
		1	25	19.24	19.22	19.32	20.90
		1	49	19.42	19.12	19.38	20.90
		25	0	19.54	19.33	19.38	20.90
		25	13	19.51	19.44	19.48	20.90
		25	25	19.50	19.44	19.45	20.90
		50	0	19.58	19.54	19.44	20.90
	16QAM	1	0	19.57	19.54	19.94	20.90
		1	25	19.41	19.26	20.00	20.90
		1	49	20.08	19.65	19.72	20.90
		25	0	19.49	19.46	19.43	20.90
		25	13	19.51	19.49	19.56	20.90
		25	25	19.35	19.50	19.54	20.90
		50	0	19.59	19.41	19.47	20.90
	64QAM	1	0	19.39	19.15	19.79	20.90
		1	25	19.75	19.62	19.89	20.90
		1	49	19.49	19.60	19.77	20.90
		25	0	19.30	19.21	19.34	20.90
		25	13	19.31	19.40	19.37	20.90
		25	25	19.27	19.29	19.20	20.90
		50	0	19.37	19.29	19.25	20.90

Unless otherwise stated the results shown in this test report refer only to the sample(s) tested and such sample(s) are retained for 90 days only.
除非另有說明，此報告結果僅對測試之樣品負責，同時此樣品僅保留90天。本報告未經本公司書面許可，不可部份複製。
This document is issued by the Company subject to its General Conditions of Service printed overleaf, available on request or accessible at www.sgs.com/terms_and_conditions.htm and for electronic format documents, subject to Terms and Conditions for Electronic Documents at www.sgs.com/terms_e-document.htm. Attention is drawn to the limitation of liability, indemnification and jurisdiction issues defined therein. Any holder of this document is advised that information contained hereon reflects the Company's findings at the time of its intervention only and within the limits of Client's instructions, if any. The Company's sole responsibility is to its Client and this document does not exonerate parties to a transaction from exercising all their rights and obligations under the transaction documents. This document cannot be reproduced except in full, without prior written approval of the Company. Any unauthorized alteration, forgery or falsification of the content or appearance of this document is unlawful and offenders may be prosecuted to the fullest extent of the law.

Bandwidth	Modulation	RB size	RB offset	Channel 20825	Channel 21100	Channel 21375	Tune up
15MHz	QPSK	1	0	19.51	19.61	19.52	20.90
		1	38	19.72	19.57	19.69	20.90
		1	74	19.77	19.67	19.71	20.90
		36	0	19.76	19.58	19.63	20.90
		36	18	19.80	19.67	19.71	20.90
		36	39	19.73	19.75	19.76	20.90
		75	0	19.82	19.66	19.66	20.90
	16QAM	1	0	19.78	19.57	19.85	20.90
		1	38	19.79	19.78	20.28	20.90
		1	74	20.25	19.75	20.36	20.90
		36	0	19.79	19.47	19.68	20.90
		36	18	19.79	19.60	19.77	20.90
		36	39	19.78	19.64	19.71	20.90
		75	0	19.73	19.73	19.64	20.90
	64QAM	1	0	19.94	19.56	19.73	20.90
		1	38	19.95	19.47	19.88	20.90
		1	74	19.67	20.07	19.63	20.90
		36	0	19.63	19.31	19.54	20.90
		36	18	19.56	19.58	19.51	20.90
		36	39	19.62	19.55	19.64	20.90
		75	0	19.54	19.51	19.37	20.90
Bandwidth	Modulation	RB size	RB offset	Channel 20850	Channel 21100	Channel 21350	Tune up
20MHz	QPSK	1	0	19.53	19.38	19.43	20.90
		1	50	19.46	19.52	19.70	20.90
		1	99	19.75	19.49	19.72	20.90
		50	0	19.66	19.56	19.63	20.90
		50	25	19.78	19.64	19.70	20.90
		50	50	19.78	19.66	19.79	20.90
		100	0	19.73	19.68	19.68	20.90
	16QAM	1	0	20.10	19.99	19.74	20.90
		1	50	20.03	20.05	19.87	20.90
		1	99	19.78	20.03	19.84	20.90
		50	0	19.67	19.60	19.57	20.90
		50	25	19.74	19.69	19.67	20.90
		50	50	19.69	19.62	19.80	20.90
		100	0	19.70	19.70	19.69	20.90
	64QAM	1	0	20.07	19.75	19.72	20.90
		1	50	19.75	19.70	19.82	20.90
		1	99	19.99	19.79	20.12	20.90
		50	0	19.47	19.42	19.56	20.90
		50	25	19.61	19.50	19.61	20.90
		50	50	19.56	19.38	19.51	20.90
		100	0	19.57	19.53	19.53	20.90

Unless otherwise stated the results shown in this test report refer only to the sample(s) tested and such sample(s) are retained for 90 days only.
除非另有說明，此報告結果僅對測試之樣品負責，同時此樣品僅保留90天。本報告未經本公司書面許可，不可部份複製。
This document is issued by the Company subject to its General Conditions of Service printed overleaf, available on request or accessible at www.sgs.com/terms_and_conditions.htm and for electronic format documents, subject to Terms and Conditions for Electronic Documents at www.sgs.com/terms_e-document.htm. Attention is drawn to the limitation of liability, indemnification and jurisdiction issues defined therein. Any holder of this document is advised that information contained hereon reflects the Company's findings at the time of its intervention only and within the limits of Client's instructions, if any. The Company's sole responsibility is to its Client and this document does not exonerate parties to a transaction from exercising all their rights and obligations under the transaction documents. This document cannot be reproduced except in full, without prior written approval of the Company. Any unauthorized alteration, forgery or falsification of the content or appearance of this document is unlawful and offenders may be prosecuted to the fullest extent of the law.

LTE Band 38				Conducted Power(dBm)			
Bandwidth	Modulation	RB size	RB offset	Channel 37775	Channel 38000	Channel 38225	Tune up
5MHz	QPSK	1	0	23.05	23.04	22.94	23.60
		1	13	23.06	23.01	23.05	23.60
		1	24	23.04	23.00	22.97	23.60
		12	0	22.08	21.99	22.00	22.60
		12	6	22.16	22.10	22.12	22.60
		12	13	22.09	22.06	22.10	22.60
		25	0	22.11	22.11	21.98	22.60
	16QAM	1	0	22.24	22.13	22.08	22.60
		1	13	22.21	22.20	22.15	22.60
		1	24	22.25	22.14	22.19	22.60
		12	0	21.05	21.01	21.02	21.60
		12	6	21.09	21.06	21.10	21.60
		12	13	21.06	21.01	21.07	21.60
		25	0	21.18	21.07	20.99	21.60
	64QAM	1	0	21.12	21.02	20.89	21.60
		1	13	20.94	21.18	21.04	21.60
		1	24	20.99	21.12	20.92	21.60
		12	0	19.82	19.85	19.90	20.60
		12	6	19.94	19.97	19.86	20.60
		12	13	19.94	19.85	19.97	20.60
		25	0	19.92	20.05	19.82	20.60
Bandwidth	Modulation	RB size	RB offset	Channel 37800	Channel 38000	Channel 38200	Tune up
10MHz	QPSK	1	0	22.92	22.97	22.88	23.60
		1	25	23.18	22.99	22.90	23.60
		1	49	22.96	23.08	22.98	23.60
		25	0	22.30	22.19	21.99	22.60
		25	13	22.28	22.10	22.07	22.60
		25	25	22.19	22.13	22.12	22.60
		50	0	22.20	22.08	21.99	22.60
	16QAM	1	0	22.27	22.26	22.13	22.60
		1	25	22.24	22.11	22.21	22.60
		1	49	22.20	22.01	21.99	22.60
		25	0	21.02	20.99	21.06	21.60
		25	13	21.07	21.10	21.04	21.60
		25	25	21.19	21.14	21.13	21.60
		50	0	21.15	21.18	21.15	21.60
	64QAM	1	0	21.10	21.08	20.96	21.60
		1	25	21.21	20.94	21.18	21.60
		1	49	21.16	20.84	20.98	21.60
		25	0	19.86	19.97	19.86	20.60
		25	13	20.07	19.91	19.87	20.60
		25	25	19.92	20.00	20.07	20.60
		50	0	19.88	20.01	20.01	20.60

Unless otherwise stated the results shown in this test report refer only to the sample(s) tested and such sample(s) are retained for 90 days only.
除非另有說明，此報告結果僅對測試之樣品負責，同時此樣品僅保留90天。本報告未經本公司書面許可，不可部份複製。
This document is issued by the Company subject to its General Conditions of Service printed overleaf, available on request or accessible at www.sgs.com/terms_and_conditions.htm and for electronic format documents, subject to Terms and Conditions for Electronic Documents at www.sgs.com/terms_e-document.htm. Attention is drawn to the limitation of liability, indemnification and jurisdiction issues defined therein. Any holder of this document is advised that information contained hereon reflects the Company's findings at the time of its intervention only and within the limits of Client's instructions, if any. The Company's sole responsibility is to its Client and this document does not exonerate parties to a transaction from exercising all their rights and obligations under the transaction documents. This document cannot be reproduced except in full, without prior written approval of the Company. Any unauthorized alteration, forgery or falsification of the content or appearance of this document is unlawful and offenders may be prosecuted to the fullest extent of the law.

Bandwidth	Modulation	RB size	RB offset	Channel 37825	Channel 38000	Channel 38175	Tune up
15MHz	QPSK	1	0	23.21	23.21	23.12	23.60
		1	38	23.17	23.19	23.11	23.60
		1	74	23.26	23.11	23.21	23.60
		36	0	22.26	22.26	22.25	22.60
		36	18	22.28	22.26	22.20	22.60
		36	39	22.28	22.33	22.25	22.60
		75	0	22.36	22.34	22.21	22.60
	16QAM	1	0	22.51	22.42	22.38	22.60
		1	38	22.42	22.30	22.36	22.60
		1	74	22.34	22.34	22.27	22.60
		36	0	21.30	21.24	21.34	21.60
		36	18	21.29	21.17	21.25	21.60
		36	39	21.29	21.29	21.17	21.60
		75	0	21.43	21.29	21.32	21.60
	64QAM	1	0	21.39	21.36	21.20	21.60
		1	38	21.30	21.28	21.29	21.60
		1	74	21.12	21.15	21.11	21.60
		36	0	20.24	20.23	20.31	20.60
		36	18	20.07	20.04	20.12	20.60
		36	39	20.14	20.23	20.00	20.60
		75	0	20.42	20.26	20.27	20.60
Bandwidth	Modulation	RB size	RB offset	Channel 37850	Channel 38000	Channel 38150	Tune up
20MHz	QPSK	1	0	23.40	23.20	23.42	23.60
		1	50	23.19	23.07	23.19	23.60
		1	99	23.04	23.14	23.14	23.60
		50	0	22.38	22.24	22.32	22.60
		50	25	22.42	22.42	22.25	22.60
		50	50	22.22	22.45	22.29	22.60
		100	0	22.36	22.32	22.25	22.60
	16QAM	1	0	22.49	22.32	22.30	22.60
		1	50	22.34	22.26	22.36	22.60
		1	99	22.10	22.18	22.27	22.60
		50	0	21.39	21.31	21.37	21.60
		50	25	21.45	21.43	21.26	21.60
		50	50	21.34	21.31	21.28	21.60
		100	0	21.41	21.37	21.27	21.60
	64QAM	1	0	21.25	21.31	21.02	21.60
		1	50	21.21	21.12	21.16	21.60
		1	99	20.98	21.13	21.12	21.60
		50	0	20.30	20.06	20.11	20.60
		50	25	20.25	20.22	20.08	20.60
		50	50	20.10	20.30	20.02	20.60
		100	0	20.18	20.36	20.04	20.60

Unless otherwise stated the results shown in this test report refer only to the sample(s) tested and such sample(s) are retained for 90 days only.
除非另有說明，此報告結果僅對測試之樣品負責，同時此樣品僅保留90天。本報告未經本公司書面許可，不可部份複製。
This document is issued by the Company subject to its General Conditions of Service printed overleaf, available on request or accessible at www.sgs.com/terms_and_conditions.htm and for electronic format documents, subject to Terms and Conditions for Electronic Documents at www.sgs.com/terms_e-document.htm. Attention is drawn to the limitation of liability, indemnification and jurisdiction issues defined therein. Any holder of this document is advised that information contained hereon reflects the Company's findings at the time of its intervention only and within the limits of Client's instructions, if any. The Company's sole responsibility is to its Client and this document does not exonerate parties to a transaction from exercising all their rights and obligations under the transaction documents. This document cannot be reproduced except in full, without prior written approval of the Company. Any unauthorized alteration, forgery or falsification of the content or appearance of this document is unlawful and offenders may be prosecuted to the fullest extent of the law.

LTE Band 41 (class 2) Receiver on/Receiver off/ WWAN+WLAN 2.4G(Chain0)+WLAN 5G(Chain1) Receiver on/ WWAN+WLAN 2.4G Receiver on/ WWAN+WLAN 2.4G(Chain1)+BT Receiver on/ WWAN+WLAN 5G Receiver on/ WWAN+WLAN 5G+BT Receiver on				Conducted Power(dBm)					
Bandwidth	Modulation	RB size	RB offset	Channel 39675	Channel 40148	Channel 40620	Channel 41093	Channel 41565	Tune up
5MHz	QPSK	1	0	24.42	24.44	24.40	24.38	24.43	25.50
		1	13	24.52	24.56	24.43	24.45	24.42	25.50
		1	24	24.43	24.50	23.78	23.82	24.10	25.50
		12	0	23.79	23.76	22.88	22.92	22.88	24.50
		12	6	23.72	23.78	23.32	23.32	22.60	24.50
		12	13	23.78	23.74	22.91	22.87	23.22	24.50
		25	0	23.75	23.71	22.95	22.94	23.12	24.50
	16QAM	1	0	23.86	23.72	23.48	23.44	22.70	24.50
		1	13	24.04	23.88	23.36	23.35	23.44	24.50
		1	24	23.86	23.94	23.55	23.52	23.36	24.50
		12	0	22.82	22.73	22.29	22.34	21.58	23.50
		12	6	22.81	22.75	22.11	22.10	22.32	23.50
		12	13	22.74	22.72	22.08	22.10	21.85	23.50
		25	0	22.80	22.71	22.05	22.04	22.26	23.50
	64QAM	1	0	22.66	22.47	22.27	22.27	21.52	23.50
		1	13	22.87	22.67	22.10	22.11	22.21	23.50
		1	24	22.67	22.68	22.37	22.35	22.49	23.50
		12	0	21.57	21.47	21.57	21.72	21.62	22.50
		12	6	21.61	21.57	21.29	21.49	21.39	22.50
		12	13	21.55	21.46	21.33	21.07	20.97	22.50
		25	0	21.60	21.47	21.23	21.45	21.35	22.50
Bandwidth	Modulation	RB size	RB offset	Channel 39700	Channel 40160	Channel 40620	Channel 41080	Channel 41540	Tune up
10MHz	QPSK	1	0	24.47	24.33	24.36	24.34	24.36	25.50
		1	25	24.48	24.47	24.07	24.07	24.39	25.50
		1	49	24.49	24.58	24.47	24.45	24.38	25.50
		25	0	23.70	23.62	22.80	22.77	22.66	24.50
		25	13	23.75	23.77	23.24	23.29	22.99	24.50
		25	25	23.69	23.74	23.09	23.09	23.24	24.50
		50	0	23.70	23.58	22.98	23.00	22.92	24.50
	16QAM	1	0	23.87	23.94	23.08	23.05	23.22	24.50
		1	25	23.87	23.80	23.37	23.32	22.72	24.50
		1	49	23.94	23.91	23.59	23.59	22.82	24.50
		25	0	22.71	22.65	22.01	22.03	21.55	23.50
		25	13	22.82	22.78	21.93	21.98	21.63	23.50
		25	25	22.81	22.62	22.21	22.16	22.31	23.50
		50	0	22.79	22.80	22.14	22.09	21.55	23.50
	64QAM	1	0	22.70	22.72	21.83	21.88	22.05	23.50
		1	25	22.71	22.60	22.12	22.13	22.13	23.50
		1	49	22.76	22.73	22.37	22.37	21.58	23.50
		25	0	21.50	21.49	20.82	20.79	21.42	22.50
		25	13	21.60	21.62	20.75	20.75	21.45	22.50
		25	25	21.59	21.40	21.03	20.98	21.14	22.50
		50	0	21.59	21.62	20.92	20.84	21.04	22.50

Unless otherwise stated the results shown in this test report refer only to the sample(s) tested and such sample(s) are retained for 90 days only.
除非另有說明，此報告結果僅對測試之樣品負責，同時此樣品僅保留90天。本報告未經本公司書面許可，不可部份複製。
This document is issued by the Company subject to its General Conditions of Service printed overleaf, available on request or accessible at www.sgs.com/terms_and_conditions.htm and for electronic format documents, subject to Terms and Conditions for Electronic Documents at www.sgs.com/terms_e-document.htm. Attention is drawn to the limitation of liability, indemnification and jurisdiction issues defined therein. Any holder of this document is advised that information contained hereon reflects the Company's findings at the time of its intervention only and within the limits of Client's instructions, if any. The Company's sole responsibility is to its Client and this document does not exonerate parties to a transaction from exercising all their rights and obligations under the transaction documents. This document cannot be reproduced except in full, without prior written approval of the Company. Any unauthorized alteration, forgery or falsification of the content or appearance of this document is unlawful and offenders may be prosecuted to the fullest extent of the law.

Bandwidth	Modulation	RB size	RB offset	Channel 39725	Channel 40173	Channel 40620	Channel 41068	Channel 41515	Tune up
15MHz	QPSK	1	0	24.78	24.79	24.47	24.47	24.26	25.50
		1	38	24.79	24.52	24.48	24.52	24.18	25.50
		1	74	24.57	24.65	24.56	24.61	24.21	25.50
		36	0	23.87	23.78	23.57	23.62	22.83	24.50
		36	18	23.76	23.77	23.26	23.22	23.09	24.50
		36	39	23.67	23.74	23.54	23.58	22.59	24.50
		75	0	23.95	23.76	23.31	23.28	22.60	24.50
	16QAM	1	0	24.06	23.92	23.11	23.08	23.53	24.50
		1	38	23.91	24.23	23.74	23.73	22.75	24.50
		1	74	23.78	23.83	23.18	23.15	23.46	24.50
		36	0	22.72	22.70	22.30	22.30	21.61	23.50
		36	18	22.89	22.81	22.61	22.66	22.34	23.50
		36	39	22.75	22.78	22.44	22.39	22.27	23.50
		75	0	22.76	22.84	22.04	21.99	22.34	23.50
	64QAM	1	0	22.86	22.69	21.88	21.90	22.28	23.50
		1	38	22.70	23.00	22.53	22.53	21.54	23.50
		1	74	22.53	22.61	21.94	21.95	22.30	23.50
		36	0	21.48	21.45	21.10	21.14	21.13	22.50
		36	18	21.66	21.62	21.37	21.48	21.17	22.50
		36	39	21.55	21.57	21.21	21.18	21.05	22.50
		75	0	21.57	21.64	20.82	20.74	21.08	22.50
Bandwidth	Modulation	RB size	RB offset	Channel 39750	Channel 40185	Channel 40620	Channel 41055	Channel 41490	Tune up
20MHz	QPSK	1	0	24.81	24.80	24.81	24.37	24.15	25.50
		1	50	24.68	24.52	24.14	24.14	23.57	25.50
		1	99	24.54	24.62	24.26	24.21	23.88	25.50
		50	0	23.88	23.73	23.65	23.66	22.71	24.50
		50	25	23.88	23.80	23.49	23.49	22.92	24.50
		50	50	23.85	23.72	23.45	23.45	22.70	24.50
		100	0	23.86	23.74	23.39	23.42	22.85	24.50
	16QAM	1	0	24.10	23.99	23.19	23.16	23.51	24.50
		1	50	23.98	23.98	23.43	23.47	22.85	24.50
		1	99	24.07	23.92	23.49	23.47	23.40	24.50
		50	0	22.85	22.78	22.62	22.67	21.93	23.50
		50	25	22.92	22.90	22.51	22.56	22.08	23.50
		50	50	22.94	22.82	22.35	22.38	21.94	23.50
		100	0	22.98	22.85	22.44	22.42	22.02	23.50
	64QAM	1	0	22.84	22.76	21.97	21.95	22.29	23.50
		1	50	22.75	22.80	22.17	22.25	21.69	23.50
		1	99	22.90	22.67	22.30	22.28	22.14	23.50
		50	0	21.61	21.53	21.36	21.50	21.67	22.50
		50	25	21.73	21.74	21.27	21.39	21.92	22.50
		50	50	21.73	21.59	21.09	21.14	21.76	22.50
		100	0	21.82	21.68	21.18	21.23	21.86	22.50

Unless otherwise stated the results shown in this test report refer only to the sample(s) tested and such sample(s) are retained for 90 days only.
除非另有說明，此報告結果僅對測試之樣品負責，同時此樣品僅保留90天。本報告未經本公司書面許可，不可部份複製。
This document is issued by the Company subject to its General Conditions of Service printed overleaf, available on request or accessible at www.sgs.com/terms_and_conditions.htm and for electronic format documents, subject to Terms and Conditions for Electronic Documents at www.sgs.com/terms_e-document.htm. Attention is drawn to the limitation of liability, indemnification and jurisdiction issues defined therein. Any holder of this document is advised that information contained hereon reflects the Company's findings at the time of its intervention only and within the limits of Client's instructions, if any. The Company's sole responsibility is to its Client and this document does not exonerate parties to a transaction from exercising all their rights and obligations under the transaction documents. This document cannot be reproduced except in full, without prior written approval of the Company. Any unauthorized alteration, forgery or falsification of the content or appearance of this document is unlawful and offenders may be prosecuted to the fullest extent of the law.

LTE Band 41 (class 2) WWAN+WLAN 2.4G(Chain0)+WLAN 5G(Chain1) Receiver off/ WWAN+WLAN 2.4G Receiver off/ WWAN+WLAN 2.4G(Chain1)+BT Receiver off/ WWAN+WLAN 5G Receiver off/ WWAN+WLAN 5G+BT Receiver off				Conducted Power(dBm)					
Bandwidth	Modulation	RB size	RB offset	Channel 39675	Channel 40148	Channel 40620	Channel 41093	Channel 41565	Tune up
5MHz	QPSK	1	0	21.94	21.96	22.04	22.06	21.96	23.50
		1	13	22.09	21.98	22.06	22.09	22.00	23.50
		1	24	22.01	22.04	21.98	21.98	21.86	23.50
		12	0	22.33	22.20	22.10	22.07	22.10	23.50
		12	6	22.36	22.21	22.27	22.26	22.14	23.50
		12	13	22.30	22.18	22.25	22.30	22.20	23.50
		25	0	22.33	22.26	22.28	22.29	22.06	23.50
	16QAM	1	0	22.28	22.26	22.41	22.39	22.32	23.50
		1	13	22.11	22.43	22.41	22.39	22.35	23.50
		1	24	22.15	22.37	22.39	22.43	22.43	23.50
		12	0	22.21	22.22	21.83	21.80	21.65	23.50
		12	6	22.22	22.22	21.97	21.95	22.16	23.50
		12	13	22.19	22.15	21.93	21.95	22.14	23.50
		25	0	22.27	22.23	22.10	22.10	22.12	23.50
	64QAM	1	0	21.66	21.43	21.30	21.21	20.50	22.50
		1	13	21.91	21.66	21.14	21.15	21.16	22.50
		1	24	21.71	21.69	21.33	21.33	21.51	22.50
		12	0	20.57	20.43	20.56	20.73	20.65	21.50
		12	6	20.55	20.57	20.24	20.53	20.33	21.50
		12	13	20.55	20.48	20.31	20.07	19.94	21.50
		25	0	20.59	20.43	20.24	20.42	20.29	21.50
Bandwidth	Modulation	RB size	RB offset	Channel 39700	Channel 40160	Channel 40620	Channel 41080	Channel 41540	Tune up
10MHz	QPSK	1	0	22.12	21.97	21.90	21.88	21.92	23.50
		1	25	22.07	22.00	22.00	22.01	21.95	23.50
		1	49	22.04	21.91	21.89	21.94	21.98	23.50
		25	0	22.27	22.18	22.20	22.19	22.14	23.50
		25	13	22.36	22.30	22.20	22.20	22.17	23.50
		25	25	22.29	22.25	22.20	22.15	22.21	23.50
		50	0	22.19	22.23	22.10	22.14	22.17	23.50
	16QAM	1	0	22.08	22.36	22.33	22.36	22.36	23.50
		1	25	22.35	22.37	22.38	22.42	22.30	23.50
		1	49	22.37	22.22	22.27	22.30	22.40	23.50
		25	0	22.08	22.07	22.06	22.05	21.80	23.50
		25	13	21.98	22.17	21.89	21.88	21.90	23.50
		25	25	21.93	22.24	22.01	21.97	21.88	23.50
		50	0	22.27	22.27	22.06	22.08	21.62	23.50
	64QAM	1	0	21.68	21.70	20.86	20.91	21.09	22.50
		1	25	21.69	21.54	21.10	21.12	21.12	22.50
		1	49	21.75	21.68	21.33	21.33	20.52	22.50
		25	0	20.52	20.50	19.80	19.78	20.46	21.50
		25	13	20.64	20.61	19.76	19.72	20.40	21.50
		25	25	20.63	20.44	20.04	19.92	20.17	21.50
		50	0	20.57	20.60	19.91	19.85	20.00	21.50

Unless otherwise stated the results shown in this test report refer only to the sample(s) tested and such sample(s) are retained for 90 days only.
除非另有說明，此報告結果僅對測試之樣品負責，同時此樣品僅保留90天。本報告未經本公司書面許可，不可部份複製。
This document is issued by the Company subject to its General Conditions of Service printed overleaf, available on request or accessible at www.sgs.com/terms_and_conditions.htm and for electronic format documents, subject to Terms and Conditions for Electronic Documents at www.sgs.com/terms_e-document.htm. Attention is drawn to the limitation of liability, indemnification and jurisdiction issues defined therein. Any holder of this document is advised that information contained hereon reflects the Company's findings at the time of its intervention only and within the limits of Client's instructions, if any. The Company's sole responsibility is to its Client and this document does not exonerate parties to a transaction from exercising all their rights and obligations under the transaction documents. This document cannot be reproduced except in full, without prior written approval of the Company. Any unauthorized alteration, forgery or falsification of the content or appearance of this document is unlawful and offenders may be prosecuted to the fullest extent of the law.

Bandwidth	Modulation	RB size	RB offset	Channel 39725	Channel 40173	Channel 40620	Channel 41068	Channel 41515	Tune up
15MHz	QPSK	1	0	22.32	22.31	22.19	22.17	22.21	23.50
		1	38	22.35	22.17	22.21	22.26	22.06	23.50
		1	74	22.51	22.24	22.36	22.39	22.39	23.50
		36	0	22.38	22.40	22.28	22.24	22.21	23.50
		36	18	22.44	22.37	22.32	22.33	22.20	23.50
		36	39	22.39	22.37	22.30	22.32	22.24	23.50
		75	0	22.41	22.34	22.39	22.39	22.27	23.50
	16QAM	1	0	22.61	22.49	22.53	22.51	22.43	23.50
		1	38	22.51	22.73	22.53	22.53	22.34	23.50
		1	74	22.64	22.62	22.59	22.56	22.35	23.50
		36	0	22.14	22.28	21.74	21.76	21.98	23.50
		36	18	21.88	22.32	21.89	21.88	21.68	23.50
		36	39	22.37	22.29	22.02	21.97	21.53	23.50
		75	0	22.40	22.36	21.68	21.68	21.70	23.50
	64QAM	1	0	21.85	21.64	20.84	20.85	21.22	22.50
		1	38	21.74	21.98	21.53	21.48	20.55	22.50
		1	74	21.56	21.55	20.90	20.89	21.33	22.50
		36	0	20.52	20.48	20.08	20.11	20.14	21.50
		36	18	20.65	20.65	20.35	20.46	20.16	21.50
		36	39	20.55	20.58	20.20	20.19	20.00	21.50
		75	0	20.61	20.62	19.86	19.69	20.04	21.50
Bandwidth	Modulation	RB size	RB offset	Channel 39750	Channel 40185	Channel 40620	Channel 41055	Channel 41490	Tune up
20MHz	QPSK	1	0	22.29	22.26	22.21	22.19	22.24	23.50
		1	50	22.19	22.08	22.11	22.10	21.98	23.50
		1	99	22.35	22.17	22.25	22.30	22.09	23.50
		50	0	22.47	22.36	22.35	22.38	22.35	23.50
		50	25	22.01	22.38	22.29	22.29	22.35	23.50
		50	50	22.44	22.34	22.37	22.34	22.26	23.50
		100	0	22.06	22.42	22.39	22.44	22.36	23.50
	16QAM	1	0	22.03	22.05	22.06	22.02	22.46	23.50
		1	50	22.50	22.50	22.33	22.36	22.41	23.50
		1	99	22.50	22.45	22.39	22.41	22.46	23.50
		50	0	22.39	22.37	22.02	22.00	22.26	23.50
		50	25	22.52	22.39	22.96	21.92	22.04	23.50
		50	50	22.40	22.44	22.77	22.75	22.66	23.50
		100	0	22.52	22.43	22.63	22.66	22.03	23.50
	64QAM	1	0	21.87	21.75	21.00	20.90	21.25	22.50
		1	50	21.77	21.79	21.19	21.29	20.68	22.50
		1	99	21.84	21.70	21.28	21.31	21.15	22.50
		50	0	20.65	20.52	20.39	20.54	20.70	21.50
		50	25	20.70	20.70	20.31	20.34	20.91	21.50
		50	50	20.73	20.55	20.04	20.18	20.71	21.50
		100	0	20.78	20.64	20.20	20.27	20.82	21.50

Unless otherwise stated the results shown in this test report refer only to the sample(s) tested and such sample(s) are retained for 90 days only.
除非另有說明，此報告結果僅對測試之樣品負責，同時此樣品僅保留90天。本報告未經本公司書面許可，不可部份複製。
This document is issued by the Company subject to its General Conditions of Service printed overleaf, available on request or accessible at www.sgs.com/terms_and_conditions.htm and for electronic format documents, subject to Terms and Conditions for Electronic Documents at www.sgs.com/terms_e-document.htm. Attention is drawn to the limitation of liability, indemnification and jurisdiction issues defined therein. Any holder of this document is advised that information contained hereon reflects the Company's findings at the time of its intervention only and within the limits of Client's instructions, if any. The Company's sole responsibility is to its Client and this document does not exonerate parties to a transaction from exercising all their rights and obligations under the transaction documents. This document cannot be reproduced except in full, without prior written approval of the Company. Any unauthorized alteration, forgery or falsification of the content or appearance of this document is unlawful and offenders may be prosecuted to the fullest extent of the law.

LTE Band 41 (class 3) Receiver on/Receiver off/ WWAN+WLAN 2.4G(Chain0)+WLAN 5G(Chain1) Receiver on/ WWAN+WLAN 2.4G Receiver on/ WWAN+WLAN 2.4G(Chain1)+BT Receiver on/ WWAN+WLAN 5G Receiver on/ WWAN+WLAN 5G+BT Receiver on				Conducted Power(dBm)					
Bandwidth	Modulation	RB size	RB offset	Channel 39675	Channel 40148	Channel 40620	Channel 41093	Channel 41565	Tune up
5MHz	QPSK	1	0	22.94	22.89	22.79	22.76	22.73	23.50
		1	13	22.93	22.86	22.82	22.77	22.86	23.50
		1	24	22.82	22.74	22.68	22.72	22.71	23.50
		12	0	22.09	21.89	21.97	21.99	21.92	22.50
		12	6	22.10	22.05	22.00	22.05	21.93	22.50
		12	13	22.03	21.96	21.96	21.94	21.97	22.50
		25	0	22.07	22.04	22.02	21.98	21.98	22.50
	16QAM	1	0	22.07	21.98	21.95	21.95	21.94	22.50
		1	13	22.16	22.13	22.24	22.19	22.06	22.50
		1	24	21.99	22.05	21.95	22.00	21.99	22.50
		12	0	20.98	20.88	20.92	20.88	20.81	21.50
		12	6	21.00	21.01	20.96	20.99	20.92	21.50
		12	13	20.92	20.87	20.92	20.87	20.97	21.50
		25	0	21.00	21.01	20.99	21.01	20.93	21.50
	64QAM	1	0	20.87	20.75	20.73	20.79	20.78	21.50
		1	13	20.96	20.90	21.06	21.01	20.90	21.50
		1	24	20.79	20.83	20.76	20.84	20.79	21.50
		12	0	19.73	19.65	19.73	19.67	19.57	20.50
		12	6	19.84	19.84	19.71	19.79	19.74	20.50
		12	13	19.72	19.70	19.74	19.68	19.73	20.50
		25	0	19.84	19.79	19.76	19.80	19.73	20.50
Bandwidth	Modulation	RB size	RB offset	Channel 39700	Channel 40160	Channel 40620	Channel 41080	Channel 41540	Tune up
10MHz	QPSK	1	0	22.98	23.01	22.87	22.86	23.05	23.50
		1	25	22.80	22.79	23.15	23.10	23.13	23.50
		1	49	22.80	22.85	22.78	22.82	22.80	23.50
		25	0	21.94	22.05	21.97	21.99	21.98	22.50
		25	13	22.02	22.00	21.93	21.98	22.08	22.50
		25	25	22.02	21.94	21.98	21.97	22.02	22.50
		50	0	21.97	21.99	21.95	22.00	22.01	22.50
	16QAM	1	0	22.08	22.06	22.13	22.08	22.09	22.50
		1	25	22.16	21.88	22.13	22.08	22.05	22.50
		1	49	21.95	22.02	22.07	22.09	22.04	22.50
		25	0	20.96	21.00	21.00	20.97	21.01	21.50
		25	13	21.14	21.09	20.85	20.87	21.01	21.50
		25	25	20.89	21.02	20.86	20.81	20.83	21.50
		50	0	21.10	21.07	20.97	21.02	21.07	21.50
	64QAM	1	0	20.91	20.82	20.97	20.85	20.86	21.50
		1	25	21.00	20.70	20.93	20.90	20.81	21.50
		1	49	20.79	20.80	20.88	20.85	20.82	21.50
		25	0	19.71	19.74	19.84	19.72	19.79	20.50
		25	13	19.97	19.84	19.62	19.67	19.77	20.50
		25	25	19.65	19.81	19.63	19.61	19.66	20.50
		50	0	19.87	19.89	19.76	19.82	19.83	20.50

Unless otherwise stated the results shown in this test report refer only to the sample(s) tested and such sample(s) are retained for 90 days only.
除非另有說明，此報告結果僅對測試之樣品負責，同時此樣品僅保留90天。本報告未經本公司書面許可，不可部份複製。
This document is issued by the Company subject to its General Conditions of Service printed overleaf, available on request or accessible at www.sgs.com/terms_and_conditions.htm and for electronic format documents, subject to Terms and Conditions for Electronic Documents at www.sgs.com/terms_e-document.htm. Attention is drawn to the limitation of liability, indemnification and jurisdiction issues defined therein. Any holder of this document is advised that information contained hereon reflects the Company's findings at the time of its intervention only and within the limits of Client's instructions, if any. The Company's sole responsibility is to its Client and this document does not exonerate parties to a transaction from exercising all their rights and obligations under the transaction documents. This document cannot be reproduced except in full, without prior written approval of the Company. Any unauthorized alteration, forgery or falsification of the content or appearance of this document is unlawful and offenders may be prosecuted to the fullest extent of the law.

Bandwidth	Modulation	RB size	RB offset	Channel 39725	Channel 40173	Channel 40620	Channel 41068	Channel 41515	Tune up
15MHz	QPSK	1	0	23.12	23.17	22.92	22.92	23.13	23.50
		1	38	22.99	22.89	22.91	22.94	23.09	23.50
		1	74	23.07	23.19	22.98	22.96	22.91	23.50
		36	0	22.14	22.04	22.03	22.04	22.21	22.50
		36	18	22.28	22.15	22.16	22.11	22.11	22.50
		36	39	22.18	22.15	22.12	22.13	22.06	22.50
		75	0	22.20	22.14	22.18	22.18	22.09	22.50
	16QAM	1	0	22.33	22.22	22.23	22.25	22.38	22.50
		1	38	22.18	22.05	22.20	22.16	22.22	22.50
		1	74	22.30	22.14	22.13	22.12	22.26	22.50
		36	0	21.13	21.05	20.99	21.00	21.16	21.50
		36	18	21.22	21.12	21.02	21.01	21.09	21.50
		36	39	21.12	21.07	21.08	21.10	21.14	21.50
		75	0	21.26	21.19	21.23	21.27	21.11	21.50
	64QAM	1	0	21.17	20.96	20.97	21.02	21.18	21.50
		1	38	21.02	20.80	20.95	20.98	21.04	21.50
		1	74	21.08	20.92	20.87	20.90	21.07	21.50
		36	0	19.87	19.81	19.75	19.79	19.93	20.50
		36	18	20.01	19.93	19.82	19.84	19.89	20.50
		36	39	19.92	19.82	19.84	19.86	19.96	20.50
		75	0	20.02	19.94	20.06	20.07	19.93	20.50

Bandwidth	Modulation	RB size	RB offset	Channel 39750	Channel 40185	Channel 40620	Channel 41055	Channel 41490	Tune up
20MHz	QPSK	1	0	22.94	22.96	23.10	23.06	23.10	23.50
		1	50	22.91	22.95	22.96	22.98	22.83	23.50
		1	99	22.92	22.95	22.93	22.97	22.95	23.50
		50	0	22.14	22.19	22.09	22.10	22.08	22.50
		50	25	22.25	22.31	22.03	21.99	22.20	22.50
		50	50	22.21	22.20	22.04	22.01	22.15	22.50
		100	0	22.18	22.18	22.14	22.23	22.22	22.50
	16QAM	1	0	22.33	21.46	22.25	22.22	22.25	22.50
		1	50	22.13	22.10	22.15	22.19	22.24	22.50
		1	99	22.16	22.10	22.10	22.09	22.20	22.50
		50	0	21.14	21.22	21.16	21.16	21.22	21.50
		50	25	21.18	21.17	21.16	21.20	21.22	21.50
		50	50	21.27	21.16	21.10	21.15	21.12	21.50
		100	0	21.20	21.25	21.16	21.15	21.13	21.50
	64QAM	1	0	21.12	21.26	21.02	20.97	21.09	21.50
		1	50	20.92	20.88	20.93	21.02	20.99	21.50
		1	99	20.91	20.92	20.88	20.83	20.97	21.50
		50	0	19.91	20.06	19.94	19.95	20.00	20.50
		50	25	19.96	19.94	19.94	19.94	20.03	20.50
		50	50	20.03	19.99	19.92	19.90	19.95	20.50
		100	0	19.94	19.99	19.99	19.95	19.97	20.50

Unless otherwise stated the results shown in this test report refer only to the sample(s) tested and such sample(s) are retained for 90 days only.
除非另有說明，此報告結果僅對測試之樣品負責，同時此樣品僅保留90天。本報告未經本公司書面許可，不可部份複製。
This document is issued by the Company subject to its General Conditions of Service printed overleaf, available on request or accessible at www.sgs.com/terms_and_conditions.htm and for electronic format documents, subject to Terms and Conditions for Electronic Documents at www.sgs.com/terms_e-document.htm. Attention is drawn to the limitation of liability, indemnification and jurisdiction issues defined therein. Any holder of this document is advised that information contained hereon reflects the Company's findings at the time of its intervention only and within the limits of Client's instructions, if any. The Company's sole responsibility is to its Client and this document does not exonerate parties to a transaction from exercising all their rights and obligations under the transaction documents. This document cannot be reproduced except in full, without prior written approval of the Company. Any unauthorized alteration, forgery or falsification of the content or appearance of this document is unlawful and offenders may be prosecuted to the fullest extent of the law.

LTE Band 41 (class 3) WWAN+WLAN 2.4G(Chain0)+WLAN 5G(Chain1) Receiver off/ WWAN+WLAN 2.4G Receiver off/ WWAN+WLAN 2.4G(Chain1)+BT Receiver off/ WWAN+WLAN 5G Receiver off/ WWAN+WLAN 5G+BT Receiver off				Conducted Power(dBm)					
Bandwidth	Modulation	RB size	RB offset	Channel 39675	Channel 40148	Channel 40620	Channel 41093	Channel 41565	Tune up
5MHz	QPSK	1	0	22.32	22.35	22.25	22.17	22.12	23.00
		1	13	22.29	22.27	22.27	22.18	22.26	23.00
		1	24	22.23	22.14	22.07	22.12	22.16	23.00
		12	0	21.96	21.77	21.84	21.90	21.82	22.50
		12	6	21.99	21.95	21.87	21.91	21.83	22.50
		12	13	21.89	21.86	21.86	21.83	21.91	22.50
		25	0	22.00	21.94	21.89	21.90	21.86	22.50
	16QAM	1	0	21.93	21.90	21.88	21.82	21.86	22.50
		1	13	22.08	22.01	22.16	22.06	21.90	22.50
		1	24	21.85	21.96	21.79	21.94	21.90	22.50
		12	0	20.87	20.81	20.82	20.81	20.65	21.50
		12	6	20.88	20.86	20.82	20.93	20.85	21.50
		12	13	20.83	20.81	20.83	20.73	20.82	21.50
		25	0	20.93	20.95	20.83	20.88	20.86	21.50
	64QAM	1	0	20.80	20.61	20.58	20.68	20.63	21.50
		1	13	20.83	20.80	20.97	20.94	20.78	21.50
		1	24	20.68	20.74	20.62	20.73	20.69	21.50
		12	0	19.63	19.55	19.63	19.55	19.45	20.50
		12	6	19.73	19.69	19.62	19.73	19.63	20.50
		12	13	19.57	19.56	19.58	19.59	19.62	20.50
		25	0	19.76	19.72	19.63	19.73	19.63	20.50
Bandwidth	Modulation	RB size	RB offset	Channel 39700	Channel 40160	Channel 40620	Channel 41080	Channel 41540	Tune up
10MHz	QPSK	1	0	22.39	22.44	22.23	22.27	22.42	23.00
		1	25	22.18	22.25	22.60	22.54	22.58	23.00
		1	49	22.18	22.24	22.17	22.24	22.20	23.00
		25	0	21.83	21.93	21.89	21.93	21.88	22.50
		25	13	21.92	21.89	21.80	21.84	21.98	22.50
		25	25	21.90	21.82	21.92	21.85	21.96	22.50
		50	0	21.89	21.84	21.86	21.89	21.92	22.50
	16QAM	1	0	21.92	21.93	22.04	21.93	21.94	22.50
		1	25	22.03	21.72	21.97	21.98	21.93	22.50
		1	49	21.86	21.93	21.93	21.96	21.91	22.50
		25	0	20.81	20.94	20.87	20.83	20.90	21.50
		25	13	21.08	20.99	20.71	20.81	20.91	21.50
		25	25	20.81	20.90	20.71	20.72	20.75	21.50
		50	0	20.99	20.98	20.91	20.93	20.95	21.50
	64QAM	1	0	20.80	20.73	20.83	20.74	20.70	21.50
		1	25	20.89	20.56	20.81	20.75	20.67	21.50
		1	49	20.69	20.69	20.81	20.71	20.70	21.50
		25	0	19.59	19.62	19.69	19.57	19.64	20.50
		25	13	19.89	19.78	19.48	19.56	19.67	20.50
		25	25	19.54	19.66	19.49	19.54	19.60	20.50
		50	0	19.80	19.75	19.65	19.69	19.76	20.50

Unless otherwise stated the results shown in this test report refer only to the sample(s) tested and such sample(s) are retained for 90 days only.
除非另有說明，此報告結果僅對測試之樣品負責，同時此樣品僅保留90天。本報告未經本公司書面許可，不可部份複製。
This document is issued by the Company subject to its General Conditions of Service printed overleaf, available on request or accessible at www.sgs.com/terms_and_conditions.htm and for electronic format documents, subject to Terms and Conditions for Electronic Documents at www.sgs.com/terms_e-document.htm. Attention is drawn to the limitation of liability, indemnification and jurisdiction issues defined therein. Any holder of this document is advised that information contained hereon reflects the Company's findings at the time of its intervention only and within the limits of Client's instructions, if any. The Company's sole responsibility is to its Client and this document does not exonerate parties to a transaction from exercising all their rights and obligations under the transaction documents. This document cannot be reproduced except in full, without prior written approval of the Company. Any unauthorized alteration, forgery or falsification of the content or appearance of this document is unlawful and offenders may be prosecuted to the fullest extent of the law.

Bandwidth	Modulation	RB size	RB offset	Channel 39725	Channel 40173	Channel 40620	Channel 41068	Channel 41515	Tune up
15MHz	QPSK	1	0	22.51	22.56	22.31	22.34	22.57	23.00
		1	38	22.41	22.33	22.29	22.33	22.53	23.00
		1	74	22.45	22.60	22.44	22.36	22.32	23.00
		36	0	22.03	21.95	21.96	21.95	22.14	22.50
		36	18	22.12	22.02	22.04	21.97	22.02	22.50
		36	39	22.07	22.09	22.06	22.04	21.97	22.50
		75	0	22.05	22.08	22.03	22.10	22.00	22.50
	16QAM	1	0	22.24	22.11	22.11	22.16	22.28	22.50
		1	38	22.11	21.96	22.06	22.02	22.14	22.50
		1	74	22.16	22.08	22.04	21.99	22.14	22.50
		36	0	20.98	20.94	20.89	20.92	21.04	21.50
		36	18	21.06	20.96	20.87	20.92	21.03	21.50
		36	39	21.00	20.96	21.01	21.01	21.01	21.50
		75	0	21.10	21.10	21.08	21.15	21.03	21.50
	64QAM	1	0	21.10	20.86	20.83	20.96	21.12	21.50
		1	38	20.95	20.72	20.89	20.82	20.89	21.50
		1	74	20.96	20.76	20.80	20.79	20.95	21.50
		36	0	19.73	19.70	19.59	19.65	19.84	20.50
		36	18	19.90	19.78	19.71	19.77	19.76	20.50
		36	39	19.84	19.68	19.75	19.80	19.85	20.50
		75	0	19.94	19.86	19.92	19.94	19.82	20.50

Bandwidth	Modulation	RB size	RB offset	Channel 39750	Channel 40185	Channel 40620	Channel 41055	Channel 41490	Tune up
20MHz	QPSK	1	0	22.34	22.32	22.50	22.51	22.50	23.00
		1	50	22.33	22.33	22.36	22.36	22.22	23.00
		1	99	22.31	22.32	22.31	22.40	22.37	23.00
		50	0	21.98	22.09	21.97	21.97	21.95	22.50
		50	25	22.15	22.05	21.94	21.84	22.14	22.50
		50	50	22.06	22.10	21.97	21.95	22.00	22.50
		100	0	22.10	22.03	22.04	22.08	22.08	22.50
	16QAM	1	0	22.21	21.38	22.18	22.16	22.18	22.50
		1	50	22.04	21.95	22.02	22.12	22.16	22.50
		1	99	22.06	21.99	22.00	21.93	22.13	22.50
		50	0	20.98	21.09	21.04	21.05	21.07	21.50
		50	25	21.12	21.06	21.09	21.11	21.13	21.50
		50	50	21.18	21.04	21.03	21.06	21.04	21.50
		100	0	21.13	21.11	21.06	21.04	21.07	21.50
	64QAM	1	0	21.06	21.15	20.94	20.85	21.01	21.50
		1	50	20.86	20.77	20.80	20.87	20.85	21.50
		1	99	20.82	20.77	20.74	20.67	20.88	21.50
		50	0	19.85	19.91	19.80	19.82	19.90	20.50
		50	25	19.88	19.82	19.86	19.82	19.87	20.50
		50	50	19.90	19.88	19.84	19.78	19.88	20.50
		100	0	19.80	19.84	19.89	19.87	19.87	20.50

Unless otherwise stated the results shown in this test report refer only to the sample(s) tested and such sample(s) are retained for 90 days only.
除非另有說明，此報告結果僅對測試之樣品負責，同時此樣品僅保留90天。本報告未經本公司書面許可，不可部份複製。
This document is issued by the Company subject to its General Conditions of Service printed overleaf, available on request or accessible at www.sgs.com/terms_and_conditions.htm and for electronic format documents, subject to Terms and Conditions for Electronic Documents at www.sgs.com/terms_e-document.htm. Attention is drawn to the limitation of liability, indemnification and jurisdiction issues defined therein. Any holder of this document is advised that information contained hereon reflects the Company's findings at the time of its intervention only and within the limits of Client's instructions, if any. The Company's sole responsibility is to its Client and this document does not exonerate parties to a transaction from exercising all their rights and obligations under the transaction documents. This document cannot be reproduced except in full, without prior written approval of the Company. Any unauthorized alteration, forgery or falsification of the content or appearance of this document is unlawful and offenders may be prosecuted to the fullest extent of the law.

LTE Band 66				Conducted Power(dBm)			
Bandwidth	Modulation	RB size	RB offset	Channel 131979	Channel 132322	Channel 132665	Tune up
1.4MHz	QPSK	1	0	22.55	22.43	22.30	23.20
		1	2	22.55	22.52	22.45	23.20
		1	5	22.56	22.49	22.35	23.20
		3	0	22.54	22.45	22.46	23.20
		3	1	22.55	22.64	22.45	23.20
		3	3	22.55	22.48	22.44	23.20
		6	0	21.63	21.62	21.49	22.20
	16QAM	1	0	21.76	21.61	21.79	22.20
		1	2	21.69	21.95	21.81	22.20
		1	5	21.59	21.89	22.13	22.20
		3	0	21.62	21.61	21.28	22.20
		3	1	21.80	21.82	21.36	22.20
		3	3	21.58	21.63	21.41	22.20
		6	0	20.76	20.80	20.36	21.20
	64QAM	1	0	20.65	20.46	20.65	21.20
		1	2	20.51	20.77	20.80	21.20
		1	5	20.39	20.69	21.05	21.20
		3	0	20.59	20.61	20.28	21.20
		3	1	20.65	20.61	20.26	21.20
		3	3	20.43	20.48	20.26	21.20
		6	0	19.68	19.69	19.34	20.20
Bandwidth	Modulation	RB size	RB offset	Channel 131987	Channel 132322	Channel 132657	Tune up
3MHz	QPSK	1	0	22.45	22.49	22.48	23.20
		1	7	22.58	22.67	22.40	23.20
		1	14	22.60	22.66	22.44	23.20
		8	0	21.69	21.68	21.57	22.20
		8	4	21.76	21.65	21.63	22.20
		8	7	21.74	21.75	21.50	22.20
		15	0	21.73	21.72	21.61	22.20
	16QAM	1	0	21.84	21.88	21.65	22.20
		1	7	21.85	22.09	21.66	22.20
		1	14	22.15	22.04	21.75	22.20
		8	0	20.59	20.75	20.66	21.20
		8	4	20.71	20.76	20.70	21.20
		8	7	20.62	20.74	20.50	21.20
		15	0	20.74	20.72	20.67	21.20
	64QAM	1	0	20.73	20.64	20.61	21.20
		1	7	20.71	21.08	20.38	21.20
		1	14	20.95	20.98	20.73	21.20
		8	0	19.42	19.54	19.57	20.20
		8	4	19.63	19.72	19.54	20.20
		8	7	19.49	19.54	19.48	20.20
		15	0	19.65	19.58	19.67	20.20

Unless otherwise stated the results shown in this test report refer only to the sample(s) tested and such sample(s) are retained for 90 days only.
除非另有說明，此報告結果僅對測試之樣品負責，同時此樣品僅保留90天。本報告未經本公司書面許可，不可部份複製。
This document is issued by the Company subject to its General Conditions of Service printed overleaf, available on request or accessible at www.sgs.com/terms_and_conditions.htm and for electronic format documents, subject to Terms and Conditions for Electronic Documents at www.sgs.com/terms_e-document.htm. Attention is drawn to the limitation of liability, indemnification and jurisdiction issues defined therein. Any holder of this document is advised that information contained hereon reflects the Company's findings at the time of its intervention only and within the limits of Client's instructions, if any. The Company's sole responsibility is to its Client and this document does not exonerate parties to a transaction from exercising all their rights and obligations under the transaction documents. This document cannot be reproduced except in full, without prior written approval of the Company. Any unauthorized alteration, forgery or falsification of the content or appearance of this document is unlawful and offenders may be prosecuted to the fullest extent of the law.

Bandwidth	Modulation	RB size	RB offset	Channel 131997	Channel 132322	Channel 132647	Tune up
5MHz	QPSK	1	0	22.47	22.42	22.05	23.20
		1	13	22.41	22.50	22.04	23.20
		1	24	22.42	22.25	22.22	23.20
		12	0	21.48	21.46	21.32	22.20
		12	6	21.48	21.47	21.23	22.20
		12	13	21.44	21.43	20.93	22.20
		25	0	21.41	21.35	20.90	22.20
	16QAM	1	0	21.74	21.82	21.42	22.20
		1	13	22.06	21.74	21.58	22.20
		1	24	21.66	21.89	21.61	22.20
		12	0	20.48	20.47	20.19	21.20
		12	6	20.50	20.37	20.16	21.20
		12	13	20.41	20.48	20.10	21.20
		25	0	20.42	20.45	20.03	21.20
	64QAM	1	0	20.56	20.72	20.17	21.20
		1	13	20.85	20.63	20.34	21.20
		1	24	20.41	20.68	20.37	21.20
		12	0	19.26	19.23	19.18	20.20
		12	6	19.42	19.09	18.92	20.20
		12	13	19.32	19.44	18.96	20.20
		25	0	19.31	19.23	18.84	20.20
Bandwidth	Modulation	RB size	RB offset	Channel 132022	Channel 132322	Channel 132622	Tune up
10MHz	QPSK	1	0	22.19	22.36	22.43	23.20
		1	25	22.49	22.34	22.29	23.20
		1	49	22.33	22.38	22.26	23.20
		25	0	21.44	21.43	21.29	22.20
		25	13	21.46	21.37	21.35	22.20
		25	25	21.50	21.48	21.31	22.20
		50	0	21.49	21.38	21.36	22.20
	16QAM	1	0	21.51	21.57	21.76	22.20
		1	25	21.30	21.60	21.67	22.20
		1	49	21.93	21.67	21.50	22.20
		25	0	20.46	20.31	20.17	21.20
		25	13	20.52	20.58	20.43	21.20
		25	25	20.46	20.45	20.32	21.20
		50	0	20.47	20.47	20.47	21.20
	64QAM	1	0	20.48	20.48	21.08	21.20
		1	25	20.02	20.41	20.44	21.20
		1	49	20.65	20.60	20.37	21.20
		25	0	19.33	19.17	19.07	20.20
		25	13	19.32	19.34	19.36	20.20
		25	25	19.40	19.22	19.09	20.20
		50	0	19.31	19.22	19.46	20.20

Unless otherwise stated the results shown in this test report refer only to the sample(s) tested and such sample(s) are retained for 90 days only.
除非另有說明，此報告結果僅對測試之樣品負責，同時此樣品僅保留90天。本報告未經本公司書面許可，不可部份複製。
This document is issued by the Company subject to its General Conditions of Service printed overleaf, available on request or accessible at www.sgs.com/terms_and_conditions.htm and for electronic format documents, subject to Terms and Conditions for Electronic Documents at www.sgs.com/terms_e-document.htm. Attention is drawn to the limitation of liability, indemnification and jurisdiction issues defined therein. Any holder of this document is advised that information contained hereon reflects the Company's findings at the time of its intervention only and within the limits of Client's instructions, if any. The Company's sole responsibility is to its Client and this document does not exonerate parties to a transaction from exercising all their rights and obligations under the transaction documents. This document cannot be reproduced except in full, without prior written approval of the Company. Any unauthorized alteration, forgery or falsification of the content or appearance of this document is unlawful and offenders may be prosecuted to the fullest extent of the law.

Bandwidth	Modulation	RB size	RB offset	Channel 132047	Channel 132322	Channel 132597	Tune up
15MHz	QPSK	1	0	22.67	22.51	22.57	23.20
		1	38	22.50	22.71	22.53	23.20
		1	74	22.60	22.44	22.46	23.20
		36	0	21.52	21.61	21.53	22.20
		36	18	21.75	21.62	21.57	22.20
		36	39	21.66	21.69	21.58	22.20
		75	0	21.69	21.70	21.59	22.20
	16QAM	1	0	21.89	21.89	21.67	22.20
		1	38	21.90	21.77	21.81	22.20
		1	74	21.58	21.86	21.58	22.20
		36	0	20.58	20.65	20.55	21.20
		36	18	20.77	20.68	20.55	21.20
		36	39	20.67	20.68	20.60	21.20
		75	0	20.62	20.64	20.55	21.20
	64QAM	1	0	20.80	20.87	20.42	21.20
		1	38	20.89	20.57	20.70	21.20
		1	74	20.42	20.69	20.49	21.20
		36	0	19.55	19.65	19.45	20.20
		36	18	19.69	19.54	19.48	20.20
		36	39	19.40	19.57	19.42	20.20
		75	0	19.47	19.60	19.52	20.20
Bandwidth	Modulation	RB size	RB offset	Channel 132072	Channel 132322	Channel 132572	Tune up
20MHz	QPSK	1	0	22.68	22.54	22.56	23.20
		1	50	22.58	22.66	22.31	23.20
		1	99	22.65	22.48	22.37	23.20
		50	0	21.65	21.71	21.64	22.20
		50	25	21.68	21.65	21.64	22.20
		50	50	21.69	21.62	21.50	22.20
		100	0	21.71	21.72	21.64	22.20
	16QAM	1	0	21.58	21.80	21.83	22.20
		1	50	21.81	21.80	21.79	22.20
		1	99	21.80	21.86	21.87	22.20
		50	0	20.61	20.73	20.57	21.20
		50	25	20.69	20.60	20.64	21.20
		50	50	20.65	20.69	20.64	21.20
		100	0	20.61	20.60	20.59	21.20
	64QAM	1	0	20.43	20.61	20.76	21.20
		1	50	20.81	20.75	20.67	21.20
		1	99	20.54	20.62	20.86	21.20
		50	0	19.55	19.60	19.52	20.20
		50	25	19.44	19.55	19.44	20.20
		50	50	19.47	19.69	19.54	20.20
		100	0	19.43	19.51	19.37	20.20

Table 22：Conducted Power of LTE

Unless otherwise stated the results shown in this test report refer only to the sample(s) tested and such sample(s) are retained for 90 days only.
除非另有說明，此報告結果僅對測試之樣品負責，同時此樣品僅保留90天。本報告未經本公司書面許可，不可部份複製。
This document is issued by the Company subject to its General Conditions of Service printed overleaf, available on request or accessible at www.sgs.com/terms_and_conditions.htm and for electronic format documents, subject to Terms and Conditions for Electronic Documents at www.sgs.com/terms_e-document.htm. Attention is drawn to the limitation of liability, indemnification and jurisdiction issues defined therein. Any holder of this document is advised that information contained hereon reflects the Company's findings at the time of its intervention only and within the limits of Client's instructions, if any. The Company's sole responsibility is to its Client and this document does not exonerate parties to a transaction from exercising all their rights and obligations under the transaction documents. This document cannot be reproduced except in full, without prior written approval of the Company. Any unauthorized alteration, forgery or falsification of the content or appearance of this document is unlawful and offenders may be prosecuted to the fullest extent of the law.

8.1.5 Conducted Power of Uplink CA

- Uplink LTE CA Conducted Power of Ant0

Combination	Modulation	PCC						SCC					Receiver on		Receiver off		WWAN+WLAN 2.4G(Chain0)+WLAN 5G(Chain1) Receiver on/ WWAN+WLAN 2.4G Receiver on/ WWAN+WLAN 2.4G(Chain1)+BT Receiver on/ WWAN+WLAN 5G Receiver on/ WWAN+WLAN 5G+BT Receiver on		WWAN+WLAN 2.4G(Chain0)+WLAN 5G(Chain1) Receiver off/ WWAN+WLAN 2.4G Receiver off/ WWAN+WLAN 2.4G(Chain1)+BT Receiver off/ WWAN+WLAN 5G Receiver off/ WWAN+WLAN 5G+BT Receiver off	
		Band	BW (MHz)	UL Channel	UL# RB	UL RB Offset	DL Channel	Band	BW (MHz)	UL Channel	UL# RB	UL RB Offset	Power	tune-up(dBm)	Power	tune-up(dBm)	Power	tune-up(dBm)	Power	tune-up(dBm)
CA_7C	QPSK	7	20	20850	1	0	2850	7	20	21048	0	0	16.39	17.20	21.29	22.10	14.72	15.70	19.21	20.10
					18	0					0	0	16.18	17.20	21.17	22.10	14.62	15.70	19.11	20.10
CA_7C	QPSK	7	20	21100	1	0	3100	7	20	21298	0	0	16.42	17.20	21.43	22.10	14.87	15.70	19.28	20.10
					18	0					0	0	16.28	17.20	21.25	22.10	14.66	15.70	19.10	20.10
CA_7C	QPSK	7	20	21100	1	0	3100	7	20	20902	0	0	16.33	17.20	21.33	22.10	14.77	15.70	19.19	20.10
					18	0					0	0	16.25	17.20	21.19	22.10	14.62	15.70	19.04	20.10
CA_7C	QPSK	7	20	21350	1	0	3350	7	20	21152	0	0	16.27	17.20	21.31	22.10	14.75	15.70	19.26	20.10
					18	0					0	0	16.19	17.20	21.22	22.10	14.72	15.70	19.08	20.10

Combination	Modulation	PCC						SCC					Receiver on		Receiver off/ WWAN+WLAN 2.4G(Chain0)+WLAN 5G(Chain1) Receiver off/ WWAN+WLAN 2.4G Receiver off/ WWAN+WLAN 2.4G(Chain1)+BT Receiver off/ WWAN+WLAN 5G Receiver off/ WWAN+WLAN 5G+BT Receiver off		WWAN+WLAN 2.4G(Chain0)+WLAN 5G(Chain1) Receiver on/ WWAN+WLAN 2.4G Receiver on/ WWAN+WLAN 2.4G(Chain1)+BT Receiver on/ WWAN+WLAN 5G Receiver on/ WWAN+WLAN 5G+BT Receiver on	
		Band	BW (MHz)	UL Channel	UL# RB	UL RB Offset	DL Channel	Band	BW (MHz)	UL Channel	UL# RB	UL RB Offset	Power	tune-up(dBm)	Power	tune-up(dBm)	Power	tune-up(dBm)
CA_38C	QPSK	38	20	37850	1	0	37850	38	20	38048	0	0	19.68	20.10	22.58	23.00	18.11	18.60
					18	0					0	0	19.48	20.10	22.49	23.00	18.02	18.60
CA_38C	QPSK	38	20	37901	1	0	37901	38	20	38099	0	0	19.51	20.10	22.56	23.00	18.21	18.60
					18	0					0	0	19.46	20.10	22.49	23.00	18.11	18.60
CA_38C	QPSK	38	20	38099	1	0	38099	38	20	37901	0	0	18.49	20.10	22.57	23.00	18.09	18.60
					18	0					0	0	19.43	20.10	22.51	23.00	18.23	18.60
CA_38C	QPSK	38	20	38150	1	0	38150	38	20	37952	0	0	19.53	20.10	22.55	23.00	18.13	18.60
					18	0					0	0	19.51	20.10	22.43	23.00	18.02	18.60

Combination	Modulation	PCC						SCC					Receiver on		Receiver off		WWAN+WLAN 2.4G(Chain0)+WLAN 5G(Chain1) Receiver on/ WWAN+WLAN 2.4G(Chain0)+WLAN 5G(Chain1) Receiver off/ WWAN+WLAN 2.4G Receiver on/ WWAN+WLAN 2.4G(Chain1)+BT Receiver on/WWAN+WLAN 2.4G Receiver off WWAN+WLAN 2.4G(Chain1)+BT Receiver off/WWAN+WLAN 5G Receiver on/ WWAN+WLAN 5G+BT Receiver on/WWAN+WLAN 5G Receiver off/ WWAN+WLAN 5G+BT Receiver off	
		Band	BW (MHz)	UL Channel	UL# RB	UL RB Offset	DL Channel	Band	BW (MHz)	UL Channel	UL# RB	UL RB Offset	Power	tune-up(dBm)	Power	tune-up(dBm)	Power	tune-up(dBm)
CA_41C	QPSK	41	20	39750	1	0	38750	41	20	39948	0	0	19.05	19.50	19.63	20.50	18.31	18.80
					18	0					0	0	19.01	19.50	19.58	20.50	18.22	18.80
CA_41C	QPSK	41	20	40185	1	0	39150	41	20	40383	0	0	19.11	19.50	19.55	20.50	18.29	18.80
					18	0					0	0	19.06	19.50	19.62	20.50	18.17	18.80
CA_41C	QPSK	41	20	40185	1	0	39150	41	20	39987	0	0	18.93	19.50	19.48	20.50	18.31	18.80
					18	0					0	0	18.86	19.50	19.63	20.50	18.26	18.80
CA_41C	QPSK	41	20	40620	1	0	39150	41	20	40818	0	0	18.99	19.50	19.61	20.50	18.19	18.80
					18	0					0	0	18.92	19.50	19.55	20.50	18.11	18.80
CA_41C	QPSK	41	20	40620	1	0	39150	41	20	40422	0	0	19.03	19.50	19.53	20.50	18.22	18.80
					18	0					0	0	19.01	19.50	18.55	20.50	18.14	18.80
CA_41C	QPSK	41	20	41055	1	0	39150	41	20	41253	0	0	18.96	19.50	19.48	20.50	18.37	18.80
					18	0					0	0	18.86	19.50	19.62	20.50	18.36	18.80
CA_41C	QPSK	41	20	41055	1	0	39150	41	20	40857	0	0	18.93	19.50	19.51	20.50	18.22	18.80
					18	0					0	0	18.87	19.50	19.44	20.50	18.16	18.80
CA_41C	QPSK	41	20	41490	1	0	39550	41	20	41292	0	0	18.99	19.50	19.58	20.50	18.55	18.80
					18	0					0	0	18.83	19.50	19.53	20.50	18.46	18.80

Unless otherwise stated the results shown in this test report refer only to the sample(s) tested and such sample(s) are retained for 90 days only.
除非另有說明，此報告結果僅對測試之樣品負責，同時此樣品僅保留90天。本報告未經本公司書面許可，不可部份複製。
This document is issued by the Company subject to its General Conditions of Service printed overleaf, available on request or accessible at www.sgs.com/terms_and_conditions.htm and for electronic format documents, subject to Terms and Conditions for Electronic Documents at www.sgs.com/terms_e-document.htm. Attention is drawn to the limitation of liability, indemnification and jurisdiction issues defined therein. Any holder of this document is advised that information contained hereon reflects the Company's findings at the time of its intervention only and within the limits of Client's instructions, if any. The Company's sole responsibility is to its Client and this document does not exonerate parties to a transaction from exercising all their rights and obligations under the transaction documents. This document cannot be reproduced except in full, without prior written approval of the Company. Any unauthorized alteration, forgery or falsification of the content or appearance of this document is unlawful and offenders may be prosecuted to the fullest extent of the law.

- Uplink LTE CA Conducted Power of Ant2

Combination	Modulation	PCC						SCC					Receiver on		Receiver off		WWAN+WLAN 2.4G(Chain0)+WLAN 5G(Chain1) Receiver on/ WWAN+WLAN 2.4G Receiver on/ WWAN+WLAN 2.4G(Chain1)+BT Receiver on/ WWAN+WLAN 5G Receiver on/ WWAN+WLAN 5G+BT Receiver on		WWAN+WLAN 2.4G(Chain0)+WLAN 5G(Chain1) Receiver off/ WWAN+WLAN 2.4G Receiver off/ WWAN+WLAN 2.4G(Chain1)+BT Receiver off/ WWAN+WLAN 5G Receiver off/ WWAN+WLAN 5G+BT Receiver off/	
		Band	BW (MHz)	UL Channel	UL# RB	UL RB Offset	DL Channel	Band	BW (MHz)	UL Channel	UL# RB	UL RB Offset	Power	tune-up(dBm)	Power	tune-up(dBm)	Power	tune-up(dBm)	Power	tune-up(dBm)
CA_7C	QPSK	7	20	20850	1	0	2850	7	20	21048	0	0	13.82	15.00	19.32	19.80	13.55	14.00	17.32	17.70
					18	0					0	0	13.71	15.00	19.18	19.80	13.29	14.00	17.14	17.70
CA_7C	QPSK	7	20	21100	1	0	3100	7	20	21298	0	0	13.96	15.00	19.25	19.80	13.50	14.00	17.19	17.70
					18	0					0	0	13.88	15.00	19.11	19.80	13.33	14.00	17.01	17.70
CA_7C	QPSK	7	20	21100	1	0	3100	7	20	20902	0	0	13.85	15.00	19.17	19.80	13.29	14.00	17.08	17.70
					18	0					0	0	13.81	15.00	19.02	19.80	13.32	14.00	16.99	17.70
CA_7C	QPSK	7	20	21350	1	0	3350	7	20	21152	0	0	13.79	15.00	19.12	19.80	13.24	14.00	17.03	17.70
					18	0					0	0	13.71	15.00	19.00	19.80	13.18	14.00	16.95	17.70

Combination	Modulation	PCC						SCC					Receiver on		Receiver off		WWAN+WLAN 2.4G(Chain0)+WLAN 5G(Chain1) Receiver on		WWAN+WLAN 2.4G Receiver on WWAN+WLAN 2.4G(Chain1)+BT Receiver on/ WWAN+WLAN 5G Receiver on WWAN+WLAN 5G+BT Receiver on		WWAN+WLAN 2.4G(Chain0)+WLAN 5G(Chain1) Receiver off/ WWAN+WLAN 2.4G Receiver off/ WWAN+WLAN 2.4G(Chain1)+BT Receiver off/ WWAN+WLAN 5G Receiver off/ WWAN+WLAN 5G+BT Receiver off	
		Band	BW (MHz)	UL Channel	UL# RB	UL RB Offset	DL Channel	Band	BW (MHz)	UL Channel	UL# RB	UL RB Offset	Power	tune-up(dBm)	Power	tune-up(dBm)	Power	tune-up(dBm)	Power	tune-up(dBm)	Power	tune-up(dBm)
CA_38C	QPSK	38	20	37850	1	0	37850	38	20	38048	0	0	15.59	16.50	20.50	21.30	14.18	14.90	14.57	15.40	18.78	19.50
					18	0					0	0	15.51	16.50	20.28	21.30	13.83	14.90	14.44	15.40	18.55	19.50
CA_38C	QPSK	38	20	37901	1	0	37901	38	20	38099	0	0	15.48	16.50	20.37	21.30	13.95	14.90	14.45	15.40	18.51	19.50
					18	0					0	0	15.34	16.50	20.22	21.30	13.83	14.90	14.39	15.40	18.38	19.50
CA_38C	QPSK	38	20	38099	1	0	38099	38	20	37901	0	0	15.60	16.50	20.39	21.30	13.93	14.90	14.52	15.40	18.67	19.50
					18	0					0	0	15.42	16.50	20.18	21.30	13.82	14.90	14.24	15.40	18.36	19.50
CA_38C	QPSK	38	20	38150	1	0	38150	38	20	37952	0	0	15.62	16.50	20.54	21.30	14.07	14.90	14.61	15.40	18.66	19.50
					18	0					0	0	15.46	16.50	20.32	21.30	13.92	14.90	14.45	15.40	18.61	19.50

Combination	Modulation	PCC						SCC					Receiver on		Receiver off		WWAN+WLAN 2.4G(Chain0)+WLAN 5G(Chain1) Receiver on		WWAN+WLAN 2.4G(Chain0)+WLAN 5G(Chain1) Receiver off		WWAN+WLAN 2.4G Receiver on WWAN+WLAN 2.4G(Chain1)+BT Receiver on/ WWAN+WLAN 5G Receiver on WWAN+WLAN 5G+BT Receiver on		WWAN+WLAN 2.4G Receiver off/ WWAN+WLAN 2.4G(Chain1)+BT Receiver off/ WWAN+WLAN 5G Receiver off/ WWAN+WLAN 5G+BT Receiver off	
		Band	BW (MHz)	UL Channel	UL# RB	UL RB Offset	DL Channel	Band	BW (MHz)	UL Channel	UL# RB	UL RB Offset	Power	tune-up(dB	Power	tune-up(dBm)	Power	tune-up(dBm)	Power	tune-up(dBm)	Power	tune-up(dBm)	Power	tune-up(dBm)
CA_41C	QPSK	41	20	39750	1	0	38750	41	20	39948	0	0	16.05	16.40	19.21	19.50	14.66	15.00	17.82	18.20	15.17	15.50	18.04	19.20
					18	0					0	0	15.93	16.40	19.17	19.50	14.60	15.00	17.97	18.20	15.23	15.50	18.89	19.20
CA_41C	QPSK	41	20	40185	1	0	39150	41	20	40383	0	0	16.01	16.40	19.22	19.50	14.82	15.00	18.02	18.20	15.17	15.50	18.96	19.20
					18	0					0	0	15.88	16.40	19.06	19.50	14.51	15.00	17.70	18.20	15.16	15.50	18.88	19.20
CA_41C	QPSK	41	20	40185	1	0	39150	41	20	39987	0	0	15.96	16.40	18.99	19.50	14.47	15.00	17.68	18.20	14.92	15.50	18.69	19.20
					18	0					0	0	15.87	16.40	18.82	19.50	14.31	15.00	17.60	18.20	14.75	15.50	18.58	19.20
CA_41C	QPSK	41	20	40620	1	0	39150	41	20	40818	0	0	15.99	16.40	19.03	19.50	14.55	15.00	17.69	18.20	15.11	15.50	18.77	19.20
					18	0					0	0	15.79	16.40	18.93	19.50	14.35	15.00	17.57	18.20	14.99	15.50	18.59	19.20
CA_41C	QPSK	41	20	40620	1	0	39150	41	20	40422	0	0	15.87	16.40	18.99	19.50	14.45	15.00	17.69	18.20	14.95	15.50	18.61	19.20
					18	0					0	0	15.76	16.40	18.93	19.50	14.40	15.00	17.51	18.20	14.74	15.50	18.47	19.20
CA_41C	QPSK	41	20	41055	1	0	39150	41	20	41253	0	0	16.06	16.40	19.32	19.50	14.76	15.00	18.10	18.20	15.25	15.50	18.99	19.20
					18	0					0	0	15.82	16.40	19.20	19.50	14.66	15.00	17.81	18.20	15.21	15.50	18.81	19.20
CA_41C	QPSK	41	20	41055	1	0	39150	41	20	40857	0	0	15.79	16.40	19.26	19.50	14.81	15.00	17.93	18.20	15.21	15.50	18.97	19.20
					18	0					0	0	15.73	16.40	19.11	19.50	14.64	15.00	17.80	18.20	15.05	15.50	18.80	19.20
CA_41C	QPSK	41	20	41490	1	0	39550	41	20	41292	0	0	15.96	16.40	19.24	19.50	14.65	15.00	17.98	18.20	15.29	15.50	18.98	19.20
					18	0					0	0	15.84	16.40	19.09	19.50	14.55	15.00	17.86	18.20	15.03	15.50	18.87	19.20

Unless otherwise stated the results shown in this test report refer only to the sample(s) tested and such sample(s) are retained for 90 days only.
除非另有說明，此報告結果僅對測試之樣品負責，同時此樣品僅保留90天。本報告未經本公司書面許可，不可部份複製。
This document is issued by the Company subject to its General Conditions of Service printed overleaf, available on request or accessible at www.sgs.com/terms_and_conditions.htm and for electronic format documents, subject to Terms and Conditions for Electronic Documents at www.sgs.com/terms_e-document.htm. Attention is drawn to the limitation of liability, indemnification and jurisdiction issues defined therein. Any holder of this document is advised that information contained hereon reflects the Company's findings at the time of its intervention only and within the limits of Client's instructions, if any. The Company's sole responsibility is to its Client and this document does not exonerate parties to a transaction from exercising all their rights and obligations under the transaction documents. This document cannot be reproduced except in full, without prior written approval of the Company. Any unauthorized alteration, forgery or falsification of the content or appearance of this document is unlawful and offenders may be prosecuted to the fullest extent of the law.

- Uplink LTE CA Conducted Power of Ant3

Combination	Modulation	PCC						SCC					Receiver on/ WWAN+WLAN 2.4G(Chain0)+WLAN 5G(Chain1) Receiver on/ WWAN+WLAN 2.4G Receiver on WWAN+WLAN 2.4G(Chain1)+BT Receiver on/ WWAN+WLAN 5G Receiver on/ WWAN+WLAN 5G+BT Receiver on/ WWAN+WLAN 5G Receiver off WWAN+WLAN 5G+BT Receiver off		Receiver off		WWAN+WLAN 2.4G(Chain0)+WLAN 5G(Chain1) Receiver off/ WWAN+WLAN 2.4G Receiver off/ WWAN+WLAN 2.4G(Chain1)+BT Receiver off	
		Band	BW (MHz)	UL Channel	UL# RB	UL RB Offset	DL Channel	Band	BW (MHz)	UL Channel	UL# RB	UL RB Offset	Power	tune-up(dBm)	Power	tune-up(dBm)	Power	tune-up(dBm)
CA_7C	QPSK	7	20	20850	1	0	2850	7	20	21048	0	0	22.98	23.70	21.83	23.00	20.26	20.90
					18	0					0	0	22.91	23.70	21.73	23.00	20.09	20.90
CA_7C	QPSK	7	20	21100	1	0	3100	7	20	21298	0	0	22.89	23.70	21.96	23.00	20.12	20.90
					18	0					0	0	22.78	23.70	21.77	23.00	20.02	20.90
CA_7C	QPSK	7	20	21100	1	0	3100	7	20	20902	0	0	22.81	23.70	21.81	23.00	20.01	20.90
					18	0					0	0	22.66	23.70	21.69	23.00	19.79	20.90
CA_7C	QPSK	7	20	21350	1	0	3350	7	20	21152	0	0	22.79	23.70	21.78	23.00	20.08	20.90
					18	0					0	0	22.67	23.70	21.66	23.00	19.82	20.90

Combination	Modulation	PCC						SCC					Power	tune-up(dBm)
		Band	BW (MHz)	UL Channel	UL# RB	UL RB Offset	DL Channel	Band	BW (MHz)	UL Channel	UL# RB	UL RB Offset		
CA_38C	QPSK	38	20	37850	1	0	37850	38	20	38048	0	0	23.18	23.60
					18	0					0	0	23.05	23.60
CA_38C	QPSK	38	20	37901	1	0	37901	38	20	38099	0	0	23.20	23.60
					18	0					0	0	23.09	23.60
CA_38C	QPSK	38	20	38099	1	0	38099	38	20	37901	0	0	23.21	23.60
					18	0					0	0	23.12	23.60
CA_38C	QPSK	38	20	38150	1	0	38150	38	20	37952	0	0	23.33	23.60
					18	0					0	0	23.17	23.60

Combination	Modulation	PCC						SCC					Receiver on/ Receiver off/ WWAN+WLAN 2.4G(Chain0)+WLAN 5G(Chain1) Receiver on/ WWAN+WLAN 2.4G Receiver on/ WWAN+WLAN 2.4G(Chain1)+BT Receiver on/ WWAN+WLAN 5G Receiver on/ WWAN+WLAN 5G+BT Receiver on		WWAN+WLAN 2.4G(Chain0)+WLAN 5G(Chain1) Receiver off/ WWAN+WLAN 2.4G Receiver off/ WWAN+WLAN 2.4G(Chain1)+BT Receiver off/ WWAN+WLAN 5G Receiver off/ WWAN+WLAN 5G+BT Receiver off	
		Band	BW (MHz)	UL Channel	UL# RB	UL RB Offset	DL Channel	Band	BW (MHz)	UL Channel	UL# RB	UL RB Offset	Power	tune-up(dBm)	Power	tune-up(dBm)
CA_41C	QPSK	41	20	39750	1	0	38750	41	20	39948	0	0	22.83	23.50	22.22	23.00
					18	0					0	0	22.76	23.50	22.29	23.00
CA_41C	QPSK	41	20	40185	1	0	39150	41	20	40383	0	0	22.91	23.50	22.38	23.00
					18	0					0	0	22.78	23.50	22.33	23.00
CA_41C	QPSK	41	20	40185	1	0	39150	41	20	39987	0	0	22.90	23.50	22.37	23.00
					18	0					0	0	22.83	23.50	22.34	23.00
CA_41C	QPSK	41	20	40620	1	0	39150	41	20	40818	0	0	22.89	23.50	22.31	23.00
					18	0					0	0	22.77	23.50	22.28	23.00
CA_41C	QPSK	41	20	40620	1	0	39150	41	20	40422	0	0	22.85	23.50	22.39	23.00
					18	0					0	0	22.76	23.50	22.11	23.00
CA_41C	QPSK	41	20	41055	1	0	39150	41	20	41253	0	0	22.90	23.50	22.29	23.00
					18	0					0	0	22.81	23.50	22.35	23.00
CA_41C	QPSK	41	20	41055	1	0	39150	41	20	40857	0	0	22.79	23.50	22.30	23.00
					18	0					0	0	22.73	23.50	22.26	23.00
CA_41C	QPSK	41	20	41490	1	0	39550	41	20	41292	0	0	22.86	23.50	22.21	23.00
					18	0					0	0	22.80	23.50	22.28	23.00

Unless otherwise stated the results shown in this test report refer only to the sample(s) tested and such sample(s) are retained for 90 days only.
除非另有說明，此報告結果僅對測試之樣品負責，同時此樣品僅保留90天。本報告未經本公司書面許可，不可部份複製。
This document is issued by the Company subject to its General Conditions of Service printed overleaf, available on request or accessible at www.sgs.com/terms_and_conditions.htm and for electronic format documents, subject to Terms and Conditions for Electronic Documents at www.sgs.com/terms_e-document.htm. Attention is drawn to the limitation of liability, indemnification and jurisdiction issues defined therein. Any holder of this document is advised that information contained hereon reflects the Company's findings at the time of its intervention only and within the limits of Client's instructions, if any. The Company's sole responsibility is to its Client and this document does not exonerate parties to a transaction from exercising all their rights and obligations under the transaction documents. This document cannot be reproduced except in full, without prior written approval of the Company. Any unauthorized alteration, forgery or falsification of the content or appearance of this document is unlawful and offenders may be prosecuted to the fullest extent of the law.

8.1.6 Conducted Power of WIFI and BT

2.4G WIFI Ant 8(Chain1)							
Antenna	Mode	Channel	Frequency (MHz)	Data Rate(Mbps)	Tune up	Average Power (dBm)	SAR Test
Ant8 (Chain1)	802.11g	1	2412	6	19.50	18.19	No
		6	2437		19.50	**18.31**	Yes
		11	2462		19.50	18.19	No
	802.11n HT20	1	2412	6.5	19.50	18.08	No
		6	2437		19.50	18.15	No
		11	2462		19.50	18.01	No
Receiver on							
Antenna	Mode	Channel	Frequency (MHz)	Data Rate(Mbps)	Tune up	Average Power (dBm)	SAR Test
Ant9 (Chain0)	802.11b	1	2412	1	15.50	14.14	No
		6	2437		15.50	14.26	No
		11	2462		15.50	**14.32**	Yes
	802.11g	1	2412	6	15.00	13.36	No
		6	2437		15.00	13.50	No
		11	2462		15.00	13.71	No
	802.11n HT20	1	2412	6.5	15.00	13.26	No
		6	2437		15.00	13.27	No
		11	2462		15.00	13.48	No
Receiver off/ WLAN 2.4G(Chain0)+WLAN 5G(Chain1) Receiver off							
Antenna	Mode	Channel	Frequency (MHz)	Data Rate(Mbps)	Tune up	Average Power (dBm)	SAR Test
Ant9 (Chain0)	802.11b	1	2412	1	20.00	18.66	No
		6	2437		20.00	18.77	No
		11	2462		20.00	**18.90**	Yes
	802.11g	1	2412	6	19.50	17.91	No
		6	2437		19.50	17.99	No
		11	2462		19.50	18.12	No
	802.11n HT20	1	2412	6.5	19.50	17.79	No
		6	2437		19.50	17.81	No
		11	2462		19.50	17.97	No
WWAN+WLAN 2.4G(Chain0)+WLAN 5G(Chain1) Receiver on/ WWAN+WLAN 2.4G Receiver on							
Antenna	Mode	Channel	Frequency (MHz)	Data Rate(Mbps)	Tune up	Average Power (dBm)	SAR Test
Ant9 (Chain0)	802.11b	1	2412	1	13.80	12.62	No
		6	2437		13.80	12.72	No
		11	2462		13.80	12.80	Yes
	802.11g	1	2412	6	13.30	11.59	No
		6	2437		13.30	11.69	No
		11	2462		13.30	11.85	No
	802.11n HT20	1	2412	6.5	13.30	11.26	No
		6	2437		13.30	11.23	No
		11	2462		13.30	11.51	No

Unless otherwise stated the results shown in this test report refer only to the sample(s) tested and such sample(s) are retained for 90 days only.
除非另有說明，此報告結果僅對測試之樣品負責，同時此樣品僅保留90天。本報告未經本公司書面許可，不可部份複製。
This document is issued by the Company subject to its General Conditions of Service printed overleaf, available on request or accessible at www.sgs.com/terms_and_conditions.htm and for electronic format documents, subject to Terms and Conditions for Electronic Documents at www.sgs.com/terms_e-document.htm. Attention is drawn to the limitation of liability, indemnification and jurisdiction issues defined therein. Any holder of this document is advised that information contained hereon reflects the Company's findings at the time of its intervention only and within the limits of Client's instructions, if any. The Company's sole responsibility is to its Client and this document does not exonerate parties to a transaction from exercising all their rights and obligations under the transaction documents. This document cannot be reproduced except in full, without prior written approval of the Company. Any unauthorized alteration, forgery or falsification of the content or appearance of this document is unlawful and offenders may be prosecuted to the fullest extent of the law.

WWAN+WLAN 2.4G(Chain0)+WLAN 5G(Chain1) Receiver off/ WWAN+WLAN 2.4G Receiver off							
Antenna	Mode	Channel	Frequency (MHz)	Data Rate(Mbps)	Tune up	Average Power (dBm)	SAR Test
Ant9 (Chain0)	802.11b	1	2412	1	18.00	16.70	No
		6	2437		18.00	16.80	No
		11	2462		18.00	16.97	Yes
	802.11g	1	2412	6	17.50	15.97	No
		6	2437		17.50	16.05	No
		11	2462		17.50	16.12	No
	802.11n HT20	1	2412	6.5	17.50	15.76	No
		6	2437		17.50	15.85	No
		11	2462		17.50	16.03	No
WLAN 2.4G(Chain0)+WLAN 5G(Chain1) Receiver on							
Antenna	Mode	Channel	Frequency (MHz)	Data Rate(Mbps)	Tune up	Average Power (dBm)	SAR Test
Ant9 (Chain0)	802.11b	1	2412	1	16.50	15.21	No
		6	2437		16.50	15.35	No
		11	2462		16.50	15.31	No
	802.11g	1	2412	6	16.00	14.50	No
		6	2437		16.00	14.56	No
		11	2462		16.00	14.64	No
	802.11n HT20	1	2412	6.5	16.00	14.25	No
		6	2437		16.00	14.37	No
		11	2462		16.00	14.49	No

Receiver on							
Antenna	Mode	Channel	Frequency(MHz)	Data Rate(Mbps)	Tune up	Average Power (dBm)	SAR Test
MIMO	802.11g	1	2412	6	18.00	16.52	No
		6	2437		18.00	16.66	No
		11	2462		18.00	**16.72**	Yes
	802.11n HT20	1	2412	6.5	18.00	16.45	No
		6	2437		18.00	16.47	No
		11	2462		18.00	16.49	No
Receiver off							
Antenna	Mode	Channel	Frequency(MHz)	Data Rate(Mbps)	Tune up	Average Power (dBm)	SAR Test
MIMO	802.11g	1	2412	6	22.50	21.06	No
		6	2437		22.50	21.16	No
		11	2462		22.50	**21.17**	Yes
	802.11n HT20	1	2412	6.5	22.50	20.95	No
		6	2437		22.50	20.99	No
		11	2462		22.50	21.00	No

Unless otherwise stated the results shown in this test report refer only to the sample(s) tested and such sample(s) are retained for 90 days only.
除非另有說明，此報告結果僅對測試之樣品負責，同時此樣品僅保留90天。本報告未經本公司書面許可，不可部份複製。
This document is issued by the Company subject to its General Conditions of Service printed overleaf, available on request or accessible at www.sgs.com/terms_and_conditions.htm and for electronic format documents, subject to Terms and Conditions for Electronic Documents at www.sgs.com/terms_e-document.htm. Attention is drawn to the limitation of liability, indemnification and jurisdiction issues defined therein. Any holder of this document is advised that information contained hereon reflects the Company's findings at the time of its intervention only and within the limits of Client's instructions, if any. The Company's sole responsibility is to its Client and this document does not exonerate parties to a transaction from exercising all their rights and obligations under the transaction documents. This document cannot be reproduced except in full, without prior written approval of the Company. Any unauthorized alteration, forgery or falsification of the content or appearance of this document is unlawful and offenders may be prosecuted to the fullest extent of the law.

WWAN+WLAN 2.4G Receiver on							
Antenna	Mode	Channel	Frequency(MHz)	Data Rate(Mbps)	Tune up	Average Power (dBm)	SAR Test
MIMO	802.11g	1	2412	6	16.30	14.60	No
		6	2437		16.30	14.69	No
		11	2462		16.30	14.86	Yes
	802.11n HT20	1	2412	6.5	16.30	14.30	No
		6	2437		16.30	14.28	No
		11	2462		16.30	14.51	No
WWAN+WLAN 2.4G Receiver off							
Antenna	Mode	Channel	Frequency(MHz)	Data Rate(Mbps)	Tune up	Average Power (dBm)	SAR Test
MIMO	802.11g	1	2412	6	20.50	18.93	No
		6	2437		20.50	19.01	No
		11	2462		20.50	19.16	No
	802.11n HT20	1	2412	6.5	20.50	18.77	No
		6	2437		20.50	18.83	No
		11	2462		20.50	19.0	No

Ant 6(chain0) Receiver on/ WLAN 5G+BT Receiver on							
5GHz	mode	Channel	Frequency(MHz)	Data Rate(Mbps)	Tune up	Average Power (dBm)	SAR Test
802.11a	U-NII-1	36	5180	6	19.5	18.00	No
		40	5200		19.5	18.17	No
		44	5220		19.5	18.11	No
		48	5240		19.5	18.05	No
	U-NII-2A	52	5260		19.5	18.15	No
		56	5280		19.5	18.08	No
		60	5300		19.5	18.07	No
		64	5320		19.5	**18.21**	Yes
	U-NII-2C	100	5500		19.5	18.13	No
		104	5520		19.5	18.03	No
		108	5540		19.5	17.85	No
		112	5560		19.5	17.96	No
		116	5580		19.5	**18.29**	Yes
		120	5600		19.5	18.01	No
		124	5620		19.5	18.03	No
		128	5640		19.5	18.11	No
		132	5660		19.5	18.04	No
		136	5680		19.5	18.12	No
		140	5700		19.5	18.16	No
	U-NII-3	149	5745		12.5	10.90	No
		153	5765		12.5	10.89	No
		157	5785		12.5	10.99	No
		161	5805		12.5	10.95	No
		165	5825		12.5	11.07	No

Unless otherwise stated the results shown in this test report refer only to the sample(s) tested and such sample(s) are retained for 90 days only.
除非另有說明，此報告結果僅對測試之樣品負責，同時此樣品僅保留90天。本報告未經本公司書面許可，不可部份複製。
This document is issued by the Company subject to its General Conditions of Service printed overleaf, available on request or accessible at www.sgs.com/terms_and_conditions.htm and for electronic format documents, subject to Terms and Conditions for Electronic Documents at www.sgs.com/terms_e-document.htm. Attention is drawn to the limitation of liability, indemnification and jurisdiction issues defined therein. Any holder of this document is advised that information contained hereon reflects the Company's findings at the time of its intervention only and within the limits of Client's instructions, if any. The Company's sole responsibility is to its Client and this document does not exonerate parties to a transaction from exercising all their rights and obligations under the transaction documents. This document cannot be reproduced except in full, without prior written approval of the Company. Any unauthorized alteration, forgery or falsification of the content or appearance of this document is unlawful and offenders may be prosecuted to the fullest extent of the law.

5GHz	mode	Channel	Frequency(MHz)	Data Rate(Mbps)	Tune up	Average Power (dBm)	SAR Test
802.11n-HT20	U-NII-1	36	5180	MCS0	19.0	17.48	No
		40	5200		19.0	17.46	No
		44	5220		19.0	17.42	No
		48	5240		19.0	17.51	No
	U-NII-2A	52	5260		19.0	17.45	No
		56	5280		19.0	17.44	No
		60	5300		19.0	17.47	No
		64	5320		19.0	17.52	No
	U-NII-2C	100	5500		19.0	17.43	No
		104	5520		19.0	17.42	No
		108	5540		19.0	17.26	No
		112	5560		19.0	17.41	No
		116	5580		19.0	17.42	No
		120	5600		19.0	17.54	No
		124	5620		19.0	17.37	No
		128	5640		19.0	17.53	No
		132	5660		19.0	17.63	No
		136	5680		19.0	17.57	No
		140	5700		19.0	17.51	No
	U-NII-3	149	5745		12.5	10.75	No
		153	5765		12.5	10.74	No
		157	5785		12.5	10.73	No
		161	5805		12.5	10.87	No
		165	5825		12.5	10.99	No
5GHz	mode	Channel	Frequency(MHz)	Data Rate(Mbps)	Tune up	Average Power (dBm)	SAR Test
802.11n-HT40	U-NII-1	38	5190	MCS0	16.0	14.97	No
		46	5230		19.0	17.94	No
	U-NII-2A	54	5270		19.0	17.95	No
		62	5310		15.0	13.94	No
	U-NII-2C	102	5510		13.5	12.41	No
		110	5550		19.0	17.62	No
		118	5590		19.0	17.99	No
		126	5630		19.0	17.86	No
		134	5670		19.0	17.95	No
	U-NII-3	151	5755		12.5	10.49	No
		159	5795		12.5	10.56	No

Unless otherwise stated the results shown in this test report refer only to the sample(s) tested and such sample(s) are retained for 90 days only.
除非另有說明，此報告結果僅對測試之樣品負責，同時此樣品僅保留90天。本報告未經本公司書面許可，不可部份複製。
This document is issued by the Company subject to its General Conditions of Service printed overleaf, available on request or accessible at www.sgs.com/terms_and_conditions.htm and for electronic format documents, subject to Terms and Conditions for Electronic Documents at www.sgs.com/terms_e-document.htm. Attention is drawn to the limitation of liability, indemnification and jurisdiction issues defined therein. Any holder of this document is advised that information contained hereon reflects the Company's findings at the time of its intervention only and within the limits of Client's instructions, if any. The Company's sole responsibility is to its Client and this document does not exonerate parties to a transaction from exercising all their rights and obligations under the transaction documents. This document cannot be reproduced except in full, without prior written approval of the Company. Any unauthorized alteration, forgery or falsification of the content or appearance of this document is unlawful and offenders may be prosecuted to the fullest extent of the law.

5GHz	mode	Channel	Frequency(MHz)	Data Rate(Mbps)	Tune up	Average Power (dBm)	SAR Test
802.11ac 20M	U-NII-1	36	5180	MCS0	18.5	16.99	No
		40	5200		18.5	16.98	No
		44	5220		18.5	17.01	No
		48	5240		18.5	17.01	No
	U-NII-2A	52	5260		18.5	17.03	No
		56	5280		18.5	17.01	No
		60	5300		18.5	16.95	No
		64	5320		18.5	17.08	No
	U-NII-2C	100	5500		18.5	16.94	No
		104	5520		18.5	16.85	No
		108	5540		18.5	16.83	No
		112	5560		18.5	16.83	No
		116	5580		18.5	17.02	No
		120	5600		18.5	17.07	No
		124	5620		18.5	17.15	No
		128	5640		18.5	17.11	No
		132	5660		18.5	17.20	No
		136	5680		18.5	17.15	No
		140	5700		18.5	17.03	No
	U-NII-3	149	5745		12.5	10.81	No
		153	5765		12.5	10.75	No
		157	5785		12.5	10.74	No
		161	5805		12.5	10.88	No
		165	5825		12.5	10.99	No
5GHz	mode	Channel	Frequency(MHz)	Data Rate(Mbps)	Tune up	Average Power (dBm)	SAR Test
802.11ac 40M	U-NII-1	38	5190	MCS0	16.0	17.41	No
		46	5230		18.5	17.43	No
	U-NII-2A	54	5270		18.5	17.45	No
		62	5310		15.0	17.52	No
	U-NII-2C	102	5510		13.5	17.33	No
		110	5550		18.5	17.19	No
		118	5590		18.5	17.52	No
		126	5630		18.5	17.62	No
		134	5670		18.5	17.63	No
	U-NII-3	151	5755		12.5	10.77	No
		159	5795		12.5	10.87	No
5GHz	mode	Channel	Frequency(MHz)	Data Rate(Mbps)	Tune up	Average Power (dBm)	SAR Test
802.11ac 80M	U-NII-1	42	5210	MCS0	14.5	13.19	No
	U-NII-2A	58	5290		14.0	12.79	No
	U-NII-2C	106	5530		13.5	11.97	No
		122	5610		18.5	17.21	No
	U-NII-3	155	5775		12.5	10.90	Yes

Unless otherwise stated the results shown in this test report refer only to the sample(s) tested and such sample(s) are retained for 90 days only.
除非另有說明，此報告結果僅對測試之樣品負責，同時此樣品僅保留90天。本報告未經本公司書面許可，不可部份複製。
This document is issued by the Company subject to its General Conditions of Service printed overleaf, available on request or accessible at www.sgs.com/terms_and_conditions.htm and for electronic format documents, subject to Terms and Conditions for Electronic Documents at www.sgs.com/terms_e-document.htm. Attention is drawn to the limitation of liability, indemnification and jurisdiction issues defined therein. Any holder of this document is advised that information contained hereon reflects the Company's findings at the time of its intervention only and within the limits of Client's instructions, if any. The Company's sole responsibility is to its Client and this document does not exonerate parties to a transaction from exercising all their rights and obligations under the transaction documents. This document cannot be reproduced except in full, without prior written approval of the Company. Any unauthorized alteration, forgery or falsification of the content or appearance of this document is unlawful and offenders may be prosecuted to the fullest extent of the law.

Ant 6(chain0) Receiver off/ WLAN 5G+BT Receiver off/ WWAN+WLAN 5G Receiver on/ WWAN+WLAN 5G+BT Receiver on/ WWAN+WLAN 5G Receiver off/ WWAN+WLAN 5G+BT Receiver off							
5GHz	mode	Channel	Frequency(MHz)	Data Rate(Mbps)	Tune up	Average Power (dBm)	SAR Test
802.11a	U-NII-1	36	5180	6	19.5	18.00	No
		40	5200		19.5	**18.17**	Yes
		44	5220		19.5	18.11	No
		48	5240		19.5	18.05	No
	U-NII-2A	52	5260		19.5	18.15	No
		56	5280		19.5	18.08	No
		60	5300		19.5	18.07	No
		64	5320		19.5	**18.21**	Yes
	U-NII-2C	100	5500		19.5	18.13	No
		104	5520		19.5	18.03	No
		108	5540		19.5	17.85	No
		112	5560		19.5	17.96	No
		116	5580		19.5	**18.29**	Yes
		120	5600		19.5	18.01	No
		124	5620		19.5	18.03	No
		128	5640		19.5	18.11	No
		132	5660		19.5	18.04	No
		136	5680		19.5	18.12	No
		140	5700		19.5	18.16	No
	U-NII-3	149	5745		13.5	11.93	No
		153	5765		13.5	11.87	No
		157	5785		13.5	11.96	No
		161	5805		13.5	11.91	No
		165	5825		13.5	12.12	No
5GHz	mode	Channel	Frequency(MHz)	Data Rate(Mbps)	Tune up	Average Power (dBm)	SAR Test
802.11n-HT20	U-NII-1	36	5180	MCS0	19.0	17.48	No
		40	5200		19.0	17.46	No
		44	5220		19.0	17.42	No
		48	5240		19.0	17.51	No
	U-NII-2A	52	5260		19.0	17.45	No
		56	5280		19.0	17.44	No
		60	5300		19.0	17.47	No
		64	5320		19.0	17.52	No
	U-NII-2C	100	5500		19.0	17.43	No
		104	5520		19.0	17.42	No
		108	5540		19.0	17.26	No
		112	5560		19.0	17.41	No
		116	5580		19.0	17.42	No
		120	5600		19.0	17.54	No
		124	5620		19.0	17.37	No

Unless otherwise stated the results shown in this test report refer only to the sample(s) tested and such sample(s) are retained for 90 days only.
除非另有說明，此報告結果僅對測試之樣品負責，同時此樣品僅保留90天。本報告未經本公司書面許可，不可部份複製。
This document is issued by the Company subject to its General Conditions of Service printed overleaf, available on request or accessible at www.sgs.com/terms_and_conditions.htm and for electronic format documents, subject to Terms and Conditions for Electronic Documents at www.sgs.com/terms_e-document.htm. Attention is drawn to the limitation of liability, indemnification and jurisdiction issues defined therein. Any holder of this document is advised that information contained hereon reflects the Company's findings at the time of its intervention only and within the limits of Client's instructions, if any. The Company's sole responsibility is to its Client and this document does not exonerate parties to a transaction from exercising all their rights and obligations under the transaction documents. This document cannot be reproduced except in full, without prior written approval of the Company. Any unauthorized alteration, forgery or falsification of the content or appearance of this document is unlawful and offenders may be prosecuted to the fullest extent of the law.

		128	5640		19.0	17.53	No
		132	5660		19.0	17.63	No
		136	5680		19.0	17.57	No
		140	5700		19.0	17.51	No
	U-NII-3	149	5745		13.5	11.77	No
		153	5765		13.5	11.75	No
		157	5785		13.5	11.78	No
		161	5805		13.5	11.85	No
		165	5825		13.5	11.97	No
5GHz	mode	Channel	Frequency(MHz)	Data Rate(Mbps)	Tune up	Average Power (dBm)	SAR Test
802.11n-HT40	U-NII-1	38	5190	MCS0	16.0	14.85	No
		46	5230		19.0	17.94	No
	U-NII-2A	54	5270		19.0	17.95	No
		62	5310		15.0	13.82	No
	U-NII-2C	102	5510		13.5	12.39	No
		110	5550		19.0	17.62	No
		118	5590		19.0	17.99	No
		126	5630		19.0	17.86	No
		134	5670		19.0	17.95	No
	U-NII-3	151	5755		13.5	11.54	No
		159	5795		13.5	11.52	No
5GHz	mode	Channel	Frequency(MHz)	Data Rate(Mbps)	Tune up	Average Power (dBm)	SAR Test
802.11ac 20M	U-NII-1	36	5180	MCS0	18.5	16.99	No
		40	5200		18.5	16.98	No
		44	5220		18.5	17.01	No
		48	5240		18.5	17.01	No
	U-NII-2A	52	5260		18.5	17.03	No
		56	5280		18.5	17.01	No
		60	5300		18.5	16.95	No
		64	5320		18.5	17.08	No
	U-NII-2C	100	5500		18.5	16.94	No
		104	5520		18.5	16.85	No
		108	5540		18.5	16.83	No
		112	5560		18.5	16.83	No
		116	5580		18.5	17.02	No
		120	5600		18.5	17.07	No
		124	5620		18.5	17.15	No
		128	5640		18.5	17.11	No
		132	5660		18.5	17.20	No
		136	5680		18.5	17.15	No
		140	5700		18.5	17.03	No
	U-NII-3	149	5745		13.5	11.79	No
		153	5765		13.5	11.73	No
		157	5785		13.5	11.76	No
		161	5805		13.5	11.86	No
		165	5825		13.5	12.01	No

Unless otherwise stated the results shown in this test report refer only to the sample(s) tested and such sample(s) are retained for 90 days only.
除非另有說明，此報告結果僅對測試之樣品負責，同時此樣品僅保留90天。本報告未經本公司書面許可，不可部份複製。
This document is issued by the Company subject to its General Conditions of Service printed overleaf, available on request or accessible at www.sgs.com/terms_and_conditions.htm and for electronic format documents, subject to Terms and Conditions for Electronic Documents at www.sgs.com/terms_e-document.htm. Attention is drawn to the limitation of liability, indemnification and jurisdiction issues defined therein. Any holder of this document is advised that information contained hereon reflects the Company's findings at the time of its intervention only and within the limits of Client's instructions, if any. The Company's sole responsibility is to its Client and this document does not exonerate parties to a transaction from exercising all their rights and obligations under the transaction documents. This document cannot be reproduced except in full, without prior written approval of the Company. Any unauthorized alteration, forgery or falsification of the content or appearance of this document is unlawful and offenders may be prosecuted to the fullest extent of the law.

5GHz	mode	Channel	Frequency(MHz)	Data Rate(Mbps)	Tune up	Average Power (dBm)	SAR Test
802.11ac 40M	U-NII-1	38	5190	MCS0	16.0	15.02	No
		46	5230		18.5	17.43	No
	U-NII-2A	54	5270		18.5	17.45	No
		62	5310		15.0	14.06	No
	U-NII-2C	102	5510		13.5	12.43	No
		110	5550		18.5	17.19	No
		118	5590		18.5	17.52	No
		126	5630		18.5	17.62	No
		134	5670		18.5	17.63	No
	U-NII-3	151	5755		13.5	11.82	No
		159	5795		13.5	11.91	No
5GHz	mode	Channel	Frequency(MHz)	Data Rate(Mbps)	Tune up	Average Power (dBm)	SAR Test
802.11ac 80M	U-NII-1	42	5210	MCS0	14.5	13.33	No
	U-NII-2A	58	5290		14.0	12.69	No
	U-NII-2C	106	5530		13.5	12.03	No
		122	5610		18.5	17.21	No
	U-NII-3	155	5775		13.5	11.96	Yes

Ant 9(chain1) Receiver on/ WLAN 5G+BT Receiver on							
5GHz	mode	Channel	Frequency(MHz)	Data Rate(Mbps)	Tune up	Average Power (dBm)	SAR Test
802.11a	U-NII-1	36	5180	6	13.1	11.60	No
		40	5200		13.1	11.62	No
		44	5220		13.1	11.85	No
		48	5240		13.1	11.91	No
	U-NII-2A	52	5260		13.1	**12.15**	Yes
		56	5280		13.1	12.06	No
		60	5300		13.1	12.01	No
		64	5320		13.1	11.90	No
	U-NII-2C	100	5500		13.1	12.29	No
		104	5520		13.1	12.38	No
		108	5540		13.1	12.23	No
		112	5560		13.1	12.31	No
		116	5580		13.1	**12.41**	Yes
		120	5600		13.1	12.32	No
		124	5620		13.1	12.23	No
		128	5640		13.1	12.26	No
		132	5660		13.1	12.25	No
		136	5680		13.1	12.21	No
		140	5700		13.1	12.40	No
	U-NII-3	149	5745		12.5	12.44	No
		153	5765		12.5	12.38	No
		157	5785		12.5	12.47	No

Unless otherwise stated the results shown in this test report refer only to the sample(s) tested and such sample(s) are retained for 90 days only.
除非另有說明，此報告結果僅對測試之樣品負責，同時此樣品僅保留90天。本報告未經本公司書面許可，不可部份複製。
This document is issued by the Company subject to its General Conditions of Service printed overleaf, available on request or accessible at www.sgs.com/terms_and_conditions.htm and for electronic format documents, subject to Terms and Conditions for Electronic Documents at www.sgs.com/terms_e-document.htm. Attention is drawn to the limitation of liability, indemnification and jurisdiction issues defined therein. Any holder of this document is advised that information contained hereon reflects the Company's findings at the time of its intervention only and within the limits of Client's instructions, if any. The Company's sole responsibility is to its Client and this document does not exonerate parties to a transaction from exercising all their rights and obligations under the transaction documents. This document cannot be reproduced except in full, without prior written approval of the Company. Any unauthorized alteration, forgery or falsification of the content or appearance of this document is unlawful and offenders may be prosecuted to the fullest extent of the law.

		161	5805		12.5	12.41	No
		165	5825		12.5	12.38	No

5GHz	mode	Channel	Frequency(MHz)	Data Rate(Mbps)	Tune up	Average Power (dBm)	SAR Test
802.11n-HT20	U-NII-1	36	5180	MCS0	12.6	11.03	No
		40	5200		12.6	11.12	No
		44	5220		12.6	11.28	No
		48	5240		12.6	11.32	No
	U-NII-2A	52	5260		12.6	11.37	No
		56	5280		12.6	11.55	No
		60	5300		12.6	11.40	No
		64	5320		12.6	11.40	No
	U-NII-2C	100	5500		12.6	11.64	No
		104	5520		12.6	11.77	No
		108	5540		12.6	11.71	No
		112	5560		12.6	11.72	No
		116	5580		12.6	11.79	No
		120	5600		12.6	11.72	No
		124	5620		12.6	11.59	No
		128	5640		12.6	11.67	No
		132	5660		12.6	11.63	No
		136	5680		12.6	11.65	No
		140	5700		12.6	11.83	No
	U-NII-3	149	5745		12.5	12.40	No
		153	5765		12.5	12.39	No
		157	5785		12.5	12.39	No
		161	5805		12.5	12.41	No
		165	5825		12.5	12.44	No
5GHz	mode	Channel	Frequency(MHz)	Data Rate(Mbps)	Tune up	Average Power (dBm)	SAR Test
802.11n-HT40	U-NII-1	38	5190	MCS0	12.6	11.52	No
		46	5230		12.6	11.68	No
	U-NII-2A	54	5270		12.6	11.85	No
		62	5310		12.6	11.74	No
	U-NII-2C	102	5510		12.6	11.97	No
		110	5550		12.6	12.08	No
		118	5590		12.6	12.07	No
		126	5630		12.6	12.05	No
		134	5670		12.6	12.11	No
	U-NII-3	151	5755		12.5	12.16	No
		159	5795		12.5	12.27	No

Unless otherwise stated the results shown in this test report refer only to the sample(s) tested and such sample(s) are retained for 90 days only.
除非另有說明，此報告結果僅對測試之樣品負責，同時此樣品僅保留90天。本報告未經本公司書面許可，不可部份複製。
This document is issued by the Company subject to its General Conditions of Service printed overleaf, available on request or accessible at www.sgs.com/terms_and_conditions.htm and for electronic format documents, subject to Terms and Conditions for Electronic Documents at www.sgs.com/terms_e-document.htm. Attention is drawn to the limitation of liability, indemnification and jurisdiction issues defined therein. Any holder of this document is advised that information contained hereon reflects the Company's findings at the time of its intervention only and within the limits of Client's instructions, if any. The Company's sole responsibility is to its Client and this document does not exonerate parties to a transaction from exercising all their rights and obligations under the transaction documents. This document cannot be reproduced except in full, without prior written approval of the Company. Any unauthorized alteration, forgery or falsification of the content or appearance of this document is unlawful and offenders may be prosecuted to the fullest extent of the law.

5GHz	mode	Channel	Frequency(MHz)	Data Rate(Mbps)	Tune up	Average Power (dBm)	SAR Test
802.11ac 20M	U-NII-1	36	5180	MCS0	12.1	10.54	No
		40	5200		12.1	10.64	No
		44	5220		12.1	10.81	No
		48	5240		12.1	10.94	No
	U-NII-2A	52	5260		12.1	10.99	No
		56	5280		12.1	11.15	No
		60	5300		12.1	10.92	No
		64	5320		12.1	11.05	No
	U-NII-2C	100	5500		12.1	11.22	No
		104	5520		12.1	11.37	No
		108	5540		12.1	11.30	No
		112	5560		12.1	11.50	No
		116	5580		12.1	11.35	No
		120	5600		12.1	11.30	No
		124	5620		12.1	11.32	No
		128	5640		12.1	11.29	No
		132	5660		12.1	11.35	No
		136	5680		12.1	11.26	No
		140	5700		12.1	11.45	No
	U-NII-3	149	5745		12.5	12.45	No
		153	5765		12.5	12.51	No
		157	5785		12.5	12.47	No
		161	5805		12.5	12.40	No
		165	5825		12.5	12.42	No
5GHz	mode	Channel	Frequency(MHz)	Data Rate(Mbps)	Tune up	Average Power (dBm)	SAR Test
802.11ac 40M	U-NII-1	38	5190	MCS0	12.1	11.01	No
		46	5230		12.1	11.31	No
	U-NII-2A	54	5270		12.1	11.37	No
		62	5310		12.1	11.31	No
	U-NII-2C	102	5510		12.1	11.74	No
		110	5550		12.1	11.74	No
		118	5590		12.1	11.68	No
		126	5630		12.1	11.66	No
		134	5670		12.1	11.66	No
	U-NII-3	151	5755		12.5	12.41	No
		159	5795		12.5	12.51	No
5GHz	mode	Channel	Frequency(MHz)	Data Rate(Mbps)	Tune up	Average Power (dBm)	SAR Test
802.11ac 80M	U-NII-1	42	5210	MCS0	12.1	10.80	No
	U-NII-2A	58	5290		12.1	11.19	No
	U-NII-2C	106	5530		12.1	11.46	No
		122	5610		12.1	11.43	No
		138	5690		12.1	11.37	No
	U-NII-3	155	5775		12.5	**12.47**	Yes

Unless otherwise stated the results shown in this test report refer only to the sample(s) tested and such sample(s) are retained for 90 days only.
除非另有說明，此報告結果僅對測試之樣品負責，同時此樣品僅保留90天。本報告未經本公司書面許可，不可部份複製。
This document is issued by the Company subject to its General Conditions of Service printed overleaf, available on request or accessible at www.sgs.com/terms_and_conditions.htm and for electronic format documents, subject to Terms and Conditions for Electronic Documents at www.sgs.com/terms_e-document.htm. Attention is drawn to the limitation of liability, indemnification and jurisdiction issues defined therein. Any holder of this document is advised that information contained hereon reflects the Company's findings at the time of its intervention only and within the limits of Client's instructions, if any. The Company's sole responsibility is to its Client and this document does not exonerate parties to a transaction from exercising all their rights and obligations under the transaction documents. This document cannot be reproduced except in full, without prior written approval of the Company. Any unauthorized alteration, forgery or falsification of the content or appearance of this document is unlawful and offenders may be prosecuted to the fullest extent of the law.

Ant 9(chain1) Receiver off/ WLAN 5G+BT Receiver off							
5GHz	mode	Channel	Frequency(MHz)	Data Rate(Mbps)	Tune up	Average Power (dBm)	SAR Test
802.11a	U-NII-1	36	5180	6	18.5	17.19	No
		40	5200		18.5	17.24	No
		44	5220		18.5	17.40	No
		48	5240		18.5	**17.70**	Yes
	U-NII-2A	52	5260		18.5	17.60	No
		56	5280		18.5	17.58	No
		60	5300		18.5	**17.76**	Yes
		64	5320		18.5	17.50	No
	U-NII-2C	100	5500		18.5	17.88	No
		104	5520		18.5	17.91	No
		108	5540		18.5	17.88	No
		112	5560		18.5	17.89	No
		116	5580		18.5	17.83	No
		120	5600		18.5	17.85	No
		124	5620		18.5	17.79	No
		128	5640		18.5	17.82	No
		132	5660		18.5	17.81	No
		136	5680		18.5	17.87	No
		140	5700		18.5	**17.95**	Yes
	U-NII-3	149	5745		13.5	13.45	No
		153	5765		13.5	13.42	No
		157	5785		13.5	13.47	No
		161	5805		13.5	13.44	No
		165	5825		13.5	13.42	No
5GHz	mode	Channel	Frequency(MHz)	Data Rate(Mbps)	Tune up	Average Power (dBm)	SAR Test
802.11n-HT20	U-NII-1	36	5180	MCS0	18.0	16.56	No
		40	5200		18.0	16.64	No
		44	5220		18.0	16.88	No
		48	5240		18.0	16.88	No
	U-NII-2A	52	5260		18.0	17.05	No
		56	5280		18.0	17.15	No
		60	5300		18.0	16.99	No
		64	5320		18.0	17.05	No
	U-NII-2C	100	5500		18.0	17.29	No
		104	5520		18.0	17.34	No
		108	5540		18.0	17.36	No
		112	5560		18.0	17.36	No
		116	5580		18.0	17.34	No
		120	5600		18.0	17.35	No
		124	5620		18.0	17.12	No
		128	5640		18.0	17.20	No
		132	5660		18.0	17.28	No
		136	5680		18.0	17.26	No
		140	5700		18.0	17.38	No

Unless otherwise stated the results shown in this test report refer only to the sample(s) tested and such sample(s) are retained for 90 days only.
除非另有說明，此報告結果僅對測試之樣品負責，同時此樣品僅保留90天。本報告未經本公司書面許可，不可部份複製。
This document is issued by the Company subject to its General Conditions of Service printed overleaf, available on request or accessible at www.sgs.com/terms_and_conditions.htm and for electronic format documents, subject to Terms and Conditions for Electronic Documents at www.sgs.com/terms_e-document.htm. Attention is drawn to the limitation of liability, indemnification and jurisdiction issues defined therein. Any holder of this document is advised that information contained hereon reflects the Company's findings at the time of its intervention only and within the limits of Client's instructions, if any. The Company's sole responsibility is to its Client and this document does not exonerate parties to a transaction from exercising all their rights and obligations under the transaction documents. This document cannot be reproduced except in full, without prior written approval of the Company. Any unauthorized alteration, forgery or falsification of the content or appearance of this document is unlawful and offenders may be prosecuted to the fullest extent of the law.

	U-NII-3	149	5745		13.5	13.46	No
		153	5765		13.5	13.42	No
		157	5785		13.5	13.41	No
		161	5805		13.5	13.47	No
		165	5825		13.5	13.45	No
5GHz	mode	Channel	Frequency(MHz)	Data Rate(Mbps)	Tune up	Average Power (dBm)	SAR Test
802.11n-HT40	U-NII-1	38	5190	MCS0	16.0	15.17	No
		46	5230		18.0	17.33	No
	U-NII-2A	54	5270		18.0	17.45	No
		62	5310		15.0	14.42	No
	U-NII-2C	102	5510		13.5	13.14	No
		110	5550		18.0	17.69	No
		118	5590		18.0	17.75	No
		126	5630		18.0	17.58	No
		134	5670		18.0	17.68	No
	U-NII-3	151	5755		13.5	13.15	No
		159	5795		13.5	13.24	No
5GHz	mode	Channel	Frequency(MHz)	Data Rate(Mbps)	Tune up	Average Power (dBm)	SAR Test
802.11ac 20M	U-NII-1	36	5180	MCS0	17.5	16.11	No
		40	5200		17.5	16.21	No
		44	5220		17.5	16.44	No
		48	5240		17.5	16.49	No
	U-NII-2A	52	5260		17.5	16.60	No
		56	5280		17.5	16.74	No
		60	5300		17.5	16.55	No
		64	5320		17.5	16.65	No
	U-NII-2C	100	5500		17.5	16.90	No
		104	5520		17.5	16.91	No
		108	5540		17.5	16.90	No
		112	5560		17.5	17.04	No
		116	5580		17.5	17.05	No
		120	5600		17.5	16.86	No
		124	5620		17.5	16.90	No
		128	5640		17.5	16.81	No
		132	5660		17.5	16.93	No
		136	5680		17.5	16.91	No
		140	5700		17.5	17.03	No
	U-NII-3	149	5745		13.5	13.45	No
		153	5765		13.5	13.48	No
		157	5785		13.5	13.45	No
		161	5805		13.5	13.46	No
		165	5825		13.5	13.43	No

Unless otherwise stated the results shown in this test report refer only to the sample(s) tested and such sample(s) are retained for 90 days only.
除非另有說明，此報告結果僅對測試之樣品負責，同時此樣品僅保留90天。本報告未經本公司書面許可，不可部份複製。
This document is issued by the Company subject to its General Conditions of Service printed overleaf, available on request or accessible at www.sgs.com/terms_and_conditions.htm and for electronic format documents, subject to Terms and Conditions for Electronic Documents at www.sgs.com/terms_e-document.htm. Attention is drawn to the limitation of liability, indemnification and jurisdiction issues defined therein. Any holder of this document is advised that information contained hereon reflects the Company's findings at the time of its intervention only and within the limits of Client's instructions, if any. The Company's sole responsibility is to its Client and this document does not exonerate parties to a transaction from exercising all their rights and obligations under the transaction documents. This document cannot be reproduced except in full, without prior written approval of the Company. Any unauthorized alteration, forgery or falsification of the content or appearance of this document is unlawful and offenders may be prosecuted to the fullest extent of the law.

5GHz	mode	Channel	Frequency(MHz)	Data Rate(Mbps)	Tune up	Average Power (dBm)	SAR Test
802.11ac 40M	U-NII-1	38	5190	MCS0	16.0	15.21	No
		46	5230		17.5	16.94	No
	U-NII-2A	54	5270		17.5	17.02	No
		62	5310		15.0	14.49	No
	U-NII-2C	102	5510		13.5	13.29	No
		110	5550		17.5	17.27	No
		118	5590		17.5	17.32	No
		126	5630		17.5	17.30	No
		134	5670		17.5	17.23	No
	U-NII-3	151	5755		13.5	13.44	No
		159	5795		13.5	13.48	No
5GHz	mode	Channel	Frequency(MHz)	Data Rate(Mbps)	Tune up	Average Power (dBm)	SAR Test
802.11ac 80M	U-NII-1	42	5210	MCS0	14.5	13.38	No
	U-NII-2A	58	5290		14.0	16.29	No
	U-NII-2C	106	5530		13.5	12.95	No
		122	5610		17.5	17.01	No
	U-NII-3	155	5775		13.5	13.47	Yes
Ant 9(chain1) WWAN+WLAN 2.4G(Chain0)+WLAN 5G(Chain1) Receiver on/ WWAN+WLAN 5G Receiver on/ WWAN+WLAN 5G+BT Receiver on							
5GHz	mode	Channel	Frequency(MHz)	Data Rate(Mbps)	Tune up	Average Power (dBm)	SAR Test
802.11a	U-NII-1	36	5180	6	11.3	10.04	No
		40	5200		11.3	10.17	No
		44	5220		11.3	10.33	No
		48	5240		11.3	10.45	No
	U-NII-2A	52	5260		11.3	10.49	Yes
		56	5280		11.3	10.47	No
		60	5300		11.3	10.48	No
		64	5320		11.3	10.44	No
	U-NII-2C	100	5500		11.3	10.78	No
		104	5520		11.3	10.80	No
		108	5540		11.3	10.81	No
		112	5560		11.3	10.76	No
		116	5580		11.3	10.82	Yes
		120	5600		11.3	10.74	No
		124	5620		11.3	10.73	No
		128	5640		11.3	10.67	No
		132	5660		11.3	10.65	No
		136	5680		11.3	10.78	No
		140	5700		11.3	10.80	No
	U-NII-3	149	5745		11.0	10.86	No
		153	5765		11.0	10.88	No
		157	5785		11.0	10.93	No
		161	5805		11.0	10.91	No
		165	5825		11.0	10.91	No

Unless otherwise stated the results shown in this test report refer only to the sample(s) tested and such sample(s) are retained for 90 days only.
除非另有說明，此報告結果僅對測試之樣品負責，同時此樣品僅保留90天。本報告未經本公司書面許可，不可部份複製。
This document is issued by the Company subject to its General Conditions of Service printed overleaf, available on request or accessible at www.sgs.com/terms_and_conditions.htm and for electronic format documents, subject to Terms and Conditions for Electronic Documents at www.sgs.com/terms_e-document.htm. Attention is drawn to the limitation of liability, indemnification and jurisdiction issues defined therein. Any holder of this document is advised that information contained hereon reflects the Company's findings at the time of its intervention only and within the limits of Client's instructions, if any. The Company's sole responsibility is to its Client and this document does not exonerate parties to a transaction from exercising all their rights and obligations under the transaction documents. This document cannot be reproduced except in full, without prior written approval of the Company. Any unauthorized alteration, forgery or falsification of the content or appearance of this document is unlawful and offenders may be prosecuted to the fullest extent of the law.

5GHz	mode	Channel	Frequency(MHz)	Data Rate(Mbps)	Tune up	Average Power (dBm)	SAR Test
802.11n-HT20	U-NII-1	36	5180	MCS0	10.8	9.47	No
		40	5200		10.8	9.52	No
		44	5220		10.8	9.75	No
		48	5240		10.8	9.75	No
	U-NII-2A	52	5260		10.8	9.90	No
		56	5280		10.8	9.99	No
		60	5300		10.8	9.90	No
		64	5320		10.8	9.90	No
	U-NII-2C	100	5500		10.8	10.20	No
		104	5520		10.8	10.26	No
		108	5540		10.8	10.23	No
		112	5560		10.8	10.28	No
		116	5580		10.8	10.20	No
		120	5600		10.8	10.28	No
		124	5620		10.8	10.04	No
		128	5640		10.8	10.14	No
		132	5660		10.8	10.13	No
		136	5680		10.8	10.18	No
		140	5700		10.8	10.24	No
	U-NII-3	149	5745		11.0	10.99	No
		153	5765		11.0	10.89	No
		157	5785		11.0	10.91	No
		161	5805		11.0	10.95	No
		165	5825		11.0	10.99	No
5GHz	mode	Channel	Frequency(MHz)	Data Rate(Mbps)	Tune up	Average Power (dBm)	SAR Test
802.11n-HT40	U-NII-1	38	5190	MCS0	10.8	9.96	No
		46	5230		10.8	10.21	No
	U-NII-2A	54	5270		10.8	10.33	No
		62	5310		10.8	10.25	No
	U-NII-2C	102	5510		10.8	10.53	No
		110	5550		10.8	10.63	No
		118	5590		10.8	10.69	No
		126	5630		10.8	10.42	No
		134	5670		10.8	10.57	No
	U-NII-3	151	5755		11.0	10.66	No
		159	5795		11.0	10.75	No

Unless otherwise stated the results shown in this test report refer only to the sample(s) tested and such sample(s) are retained for 90 days only.
除非另有說明，此報告結果僅對測試之樣品負責，同時此樣品僅保留90天。本報告未經本公司書面許可，不可部份複製。
This document is issued by the Company subject to its General Conditions of Service printed overleaf, available on request or accessible at www.sgs.com/terms_and_conditions.htm and for electronic format documents, subject to Terms and Conditions for Electronic Documents at www.sgs.com/terms_e-document.htm. Attention is drawn to the limitation of liability, indemnification and jurisdiction issues defined therein. Any holder of this document is advised that information contained hereon reflects the Company's findings at the time of its intervention only and within the limits of Client's instructions, if any. The Company's sole responsibility is to its Client and this document does not exonerate parties to a transaction from exercising all their rights and obligations under the transaction documents. This document cannot be reproduced except in full, without prior written approval of the Company. Any unauthorized alteration, forgery or falsification of the content or appearance of this document is unlawful and offenders may be prosecuted to the fullest extent of the law.

5GHz	mode	Channel	Frequency(MHz)	Data Rate(Mbps)	Tune up	Average Power (dBm)	SAR Test
802.11ac 20M	U-NII-1	36	5180	MCS0	10.3	9.00	No
		40	5200		10.3	9.07	No
		44	5220		10.3	9.38	No
		48	5240		10.3	9.33	No
	U-NII-2A	52	5260		10.3	9.53	No
		56	5280		10.3	9.62	No
		60	5300		10.3	9.42	No
		64	5320		10.3	9.50	No
	U-NII-2C	100	5500		10.3	9.80	No
		104	5520		10.3	9.75	No
		108	5540		10.3	9.80	No
		112	5560		10.3	9.95	No
		116	5580		10.3	9.95	No
		120	5600		10.3	9.77	No
		124	5620		10.3	9.84	No
		128	5640		10.3	9.65	No
		132	5660		10.3	9.81	No
		136	5680		10.3	9.75	No
		140	5700		10.3	9.96	No
	U-NII-3	149	5745		11.0	10.99	No
		153	5765		11.0	10.98	No
		157	5785		11.0	10.96	No
		161	5805		11.0	10.95	No
		165	5825		11.0	10.99	No
5GHz	mode	Channel	Frequency(MHz)	Data Rate(Mbps)	Tune up	Average Power (dBm)	SAR Test
802.11ac 40M	U-NII-1	38	5190	MCS0	10.3	9.58	No
		46	5230		10.3	9.88	No
	U-NII-2A	54	5270		10.3	9.86	No
		62	5310		10.3	9.88	No
	U-NII-2C	102	5510		10.3	10.18	No
		110	5550		10.3	10.13	No
		118	5590		10.3	10.24	No
		126	5630		10.3	10.15	No
		134	5670		10.3	10.11	No
	U-NII-3	151	5755		11.0	10.94	No
		159	5795		11.0	10.87	No
5GHz	mode	Channel	Frequency(MHz)	Data Rate(Mbps)	Tune up	Average Power (dBm)	SAR Test
802.11ac 80M	U-NII-1	42	5210	MCS0	10.3	9.31	No
	U-NII-2A	58	5290		10.3	9.58	No
	U-NII-2C	106	5530		10.3	9.98	No
		122	5610		10.3	9.90	No
	U-NII-3	155	5775		11.0	10.96	Yes

Unless otherwise stated the results shown in this test report refer only to the sample(s) tested and such sample(s) are retained for 90 days only.
除非另有說明，此報告結果僅對測試之樣品負責，同時此樣品僅保留90天。本報告未經本公司書面許可，不可部份複製。
This document is issued by the Company subject to its General Conditions of Service printed overleaf, available on request or accessible at www.sgs.com/terms_and_conditions.htm and for electronic format documents, subject to Terms and Conditions for Electronic Documents at www.sgs.com/terms_e-document.htm. Attention is drawn to the limitation of liability, indemnification and jurisdiction issues defined therein. Any holder of this document is advised that information contained hereon reflects the Company's findings at the time of its intervention only and within the limits of Client's instructions, if any. The Company's sole responsibility is to its Client and this document does not exonerate parties to a transaction from exercising all their rights and obligations under the transaction documents. This document cannot be reproduced except in full, without prior written approval of the Company. Any unauthorized alteration, forgery or falsification of the content or appearance of this document is unlawful and offenders may be prosecuted to the fullest extent of the law.

Ant 9(chain1) WWAN+WLAN 2.4G(Chain0)+WLAN 5G(Chain1) Receiver off/ WWAN+WLAN 5G Receiver off/ WWAN+WLAN 5G+BT Receiver off							
5GHz	mode	Channel	Frequency(MHz)	Data Rate(Mbps)	Tune up	Average Power (dBm)	SAR Test
802.11a	U-NII-1	36	5180	6	17.6	16.00	No
		40	5200		17.6	16.18	No
		44	5220		17.6	16.36	No
		48	5240		17.6	16.59	Yes
	U-NII-2A	52	5260		17.6	16.48	No
		56	5280		17.6	16.49	No
		60	5300		17.6	16.53	No
		64	5320		17.6	16.48	No
	U-NII-2C	100	5500		17.6	16.79	No
		104	5520		17.6	16.86	No
		108	5540		17.6	16.83	No
		112	5560		17.6	16.78	No
		116	5580		17.6	16.85	No
		120	5600		17.6	16.74	No
		124	5620		17.6	16.64	No
		128	5640		17.6	16.76	No
		132	5660		17.6	16.72	No
		136	5680		17.6	16.73	No
		140	5700		17.6	16.89	No
	U-NII-3	149	5745		13.5	13.45	No
		153	5765		13.5	13.42	No
		157	5785		13.5	13.47	No
		161	5805		13.5	13.44	No
		165	5825		13.5	13.42	
5GHz	mode	Channel	Frequency(MHz)	Data Rate(Mbps)	Tune up	Average Power (dBm)	SAR Test
802.11n-HT20	U-NII-1	36	5180	MCS0	17.1	15.48	No
		40	5200		17.1	15.60	No
		44	5220		17.1	15.83	No
		48	5240		17.1	15.81	No
	U-NII-2A	52	5260		17.1	15.91	No
		56	5280		17.1	16.03	No
		60	5300		17.1	15.81	No
		64	5320		17.1	15.90	No
	U-NII-2C	100	5500		17.1	16.14	No
		104	5520		17.1	16.24	No
		108	5540		17.1	16.24	No
		112	5560		17.1	16.17	No
		116	5580		17.1	16.31	No
		120	5600		17.1	16.24	No
		124	5620		17.1	16.02	No
		128	5640		17.1	16.16	No
		132	5660		17.1	16.18	No
		136	5680		17.1	16.15	No

Unless otherwise stated the results shown in this test report refer only to the sample(s) tested and such sample(s) are retained for 90 days only.
除非另有說明，此報告結果僅對測試之樣品負責，同時此樣品僅保留90天。本報告未經本公司書面許可，不可部份複製。
This document is issued by the Company subject to its General Conditions of Service printed overleaf, available on request or accessible at www.sgs.com/terms_and_conditions.htm and for electronic format documents, subject to Terms and Conditions for Electronic Documents at www.sgs.com/terms_e-document.htm. Attention is drawn to the limitation of liability, indemnification and jurisdiction issues defined therein. Any holder of this document is advised that information contained hereon reflects the Company's findings at the time of its intervention only and within the limits of Client's instructions, if any. The Company's sole responsibility is to its Client and this document does not exonerate parties to a transaction from exercising all their rights and obligations under the transaction documents. This document cannot be reproduced except in full, without prior written approval of the Company. Any unauthorized alteration, forgery or falsification of the content or appearance of this document is unlawful and offenders may be prosecuted to the fullest extent of the law.

		140	5700		17.1	16.30	No
	U-NII-3	149	5745		13.5	13.46	No
		153	5765		13.5	13.42	No
		157	5785		13.5	13.41	No
		161	5805		13.5	13.47	No
		165	5825		13.5	13.45	No
5GHz	mode	Channel	Frequency(MHz)	Data Rate(Mbps)	Tune up	Average Power (dBm)	SAR Test
802.11n-HT40	U-NII-1	38	5190	MCS0	16.0	14.95	No
		46	5230		17.1	16.18	No
	U-NII-2A	54	5270		17.1	16.35	No
		62	5310		15.0	14.11	No
	U-NII-2C	102	5510		13.5	12.87	No
		110	5550		17.1	16.64	No
		118	5590		17.1	16.62	No
		126	5630		17.1	16.48	No
		134	5670		17.1	16.60	No
	U-NII-3	151	5755		13.5	13.15	No
		159	5795		13.5	13.24	No
5GHz	mode	Channel	Frequency(MHz)	Data Rate(Mbps)	Tune up	Average Power (dBm)	SAR Test
802.11ac 20M	U-NII-1	36	5180	MCS0	16.6	15.02	No
		40	5200		16.6	15.16	No
		44	5220		16.6	15.35	No
		48	5240		16.6	15.47	No
	U-NII-2A	52	5260		16.6	15.52	No
		56	5280		16.6	15.55	No
		60	5300		16.6	15.44	No
		64	5320		16.6	15.54	No
	U-NII-2C	100	5500		16.6	15.76	No
		104	5520		16.6	15.82	No
		108	5540		16.6	15.83	No
		112	5560		16.6	15.97	No
		116	5580		16.6	15.90	No
		120	5600		16.6	15.76	No
		124	5620		16.6	15.85	No
		128	5640		16.6	15.72	No
		132	5660		16.6	15.85	No
		136	5680		16.6	15.77	No
		140	5700		16.6	15.98	No
	U-NII-3	149	5745		13.5	13.45	No
		153	5765		13.5	13.48	No
		157	5785		13.5	13.45	No
		161	5805		13.5	13.46	No
		165	5825		13.5	13.43	No

Unless otherwise stated the results shown in this test report refer only to the sample(s) tested and such sample(s) are retained for 90 days only.
除非另有說明，此報告結果僅對測試之樣品負責，同時此樣品僅保留90天。本報告未經本公司書面許可，不可部份複製。
This document is issued by the Company subject to its General Conditions of Service printed overleaf, available on request or accessible at www.sgs.com/terms_and_conditions.htm and for electronic format documents, subject to Terms and Conditions for Electronic Documents at www.sgs.com/terms_e-document.htm. Attention is drawn to the limitation of liability, indemnification and jurisdiction issues defined therein. Any holder of this document is advised that information contained hereon reflects the Company's findings at the time of its intervention only and within the limits of Client's instructions, if any. The Company's sole responsibility is to its Client and this document does not exonerate parties to a transaction from exercising all their rights and obligations under the transaction documents. This document cannot be reproduced except in full, without prior written approval of the Company. Any unauthorized alteration, forgery or falsification of the content or appearance of this document is unlawful and offenders may be prosecuted to the fullest extent of the law.

5GHz	mode	Channel	Frequency(MHz)	Data Rate(Mbps)	Tune up	Average Power (dBm)	SAR Test
802.11ac 40M	U-NII-1	38	5190	MCS0	16.0	14.92	No
		46	5230		16.6	15.82	No
	U-NII-2A	54	5270		16.6	15.94	No
		62	5310		15.0	14.22	No
	U-NII-2C	102	5510		13.5	13.01	No
		110	5550		16.6	16.20	No
		118	5590		16.6	16.18	No
		126	5630		16.6	16.16	No
		134	5670		16.6	16.20	No
	U-NII-3	151	5755		13.5	13.44	No
		159	5795		13.5	13.48	No
5GHz	mode	Channel	Frequency(MHz)	Data Rate(Mbps)	Tune up	Average Power (dBm)	SAR Test
802.11ac 80M	U-NII-1	42	5210	MCS0	14.5	13.20	No
	U-NII-2A	58	5290		14.0	13.04	No
	U-NII-2C	106	5530		13.5	12.87	No
		122	5610		16.6	15.89	No
	U-NII-3	155	5775		13.5	13.47	No

Ant 9(chain1) WLAN 2.4G(Chain0)+WLAN 5G(Chain1) Receiver on							
5GHz	mode	Channel	Frequency(MHz)	Data Rate(Mbps)	Tune up	Average Power (dBm)	SAR Test
802.11a	U-NII-1	36	5180	6	14.0	12.61	No
		40	5200		14.0	12.56	No
		44	5220		14.0	12.80	No
		48	5240		14.0	12.89	No
	U-NII-2A	52	5260		14.0	13.03	No
		56	5280		14.0	13.09	No
		60	5300		14.0	13.02	No
		64	5320		14.0	12.84	No
	U-NII-2C	100	5500		14.0	13.28	No
		104	5520		14.0	13.35	No
		108	5540		14.0	13.22	No
		112	5560		14.0	13.25	No
		116	5580		14.0	13.44	No
		120	5600		14.0	13.26	No
		124	5620		14.0	13.27	No
		128	5640		14.0	13.20	No
		132	5660		14.0	13.20	No
		136	5680		14.0	13.19	No
		140	5700		14.0	13.39	No
	U-NII-3	149	5745		12.5	12.44	No
		153	5765		12.5	12.38	No
		157	5785		12.5	12.47	No
		161	5805		12.5	12.41	No
		165	5825		12.5	12.38	No

Unless otherwise stated the results shown in this test report refer only to the sample(s) tested and such sample(s) are retained for 90 days only.
除非另有說明，此報告結果僅對測試之樣品負責，同時此樣品僅保留90天。本報告未經本公司書面許可，不可部份複製。
This document is issued by the Company subject to its General Conditions of Service printed overleaf, available on request or accessible at www.sgs.com/terms_and_conditions.htm and for electronic format documents, subject to Terms and Conditions for Electronic Documents at www.sgs.com/terms_e-document.htm. Attention is drawn to the limitation of liability, indemnification and jurisdiction issues defined therein. Any holder of this document is advised that information contained hereon reflects the Company's findings at the time of its intervention only and within the limits of Client's instructions, if any. The Company's sole responsibility is to its Client and this document does not exonerate parties to a transaction from exercising all their rights and obligations under the transaction documents. This document cannot be reproduced except in full, without prior written approval of the Company. Any unauthorized alteration, forgery or falsification of the content or appearance of this document is unlawful and offenders may be prosecuted to the fullest extent of the law.

5GHz	mode	Channel	Frequency(MHz)	Data Rate(Mbps)	Tune up	Average Power (dBm)	SAR Test
802.11n-HT20	U-NII-1	36	5180	MCS0	13.5	12.02	No
		40	5200		13.5	12.09	No
		44	5220		13.5	12.23	No
		48	5240		13.5	12.34	No
	U-NII-2A	52	5260		13.5	12.33	No
		56	5280		13.5	12.51	No
		60	5300		13.5	12.36	No
		64	5320		13.5	12.43	No
	U-NII-2C	100	5500		13.5	12.64	No
		104	5520		13.5	12.74	No
		108	5540		13.5	12.67	No
		112	5560		13.5	12.69	No
		116	5580		13.5	12.79	No
		120	5600		13.5	12.74	No
		124	5620		13.5	12.61	No
		128	5640		13.5	12.67	No
		132	5660		13.5	12.66	No
		136	5680		13.5	12.69	No
		140	5700		13.5	12.80	No
	U-NII-3	149	5745		12.5	12.40	No
		153	5765		12.5	12.39	No
		157	5785		12.5	12.39	No
		161	5805		12.5	12.41	No
		165	5825		12.5	12.44	No
5GHz	mode	Channel	Frequency(MHz)	Data Rate(Mbps)	Tune up	Average Power (dBm)	SAR Test
802.11n-HT40	U-NII-1	38	5190	MCS0	13.5	12.47	No
		46	5230		13.5	12.70	No
	U-NII-2A	54	5270		13.5	12.84	No
		62	5310		13.5	12.70	No
	U-NII-2C	102	5510		13.5	12.96	No
		110	5550		13.5	13.07	No
		118	5590		13.5	13.05	No
		126	5630		13.5	13.05	No
		134	5670		13.5	13.06	No
	U-NII-3	151	5755		12.5	12.16	No
		159	5795		12.5	12.27	No

Unless otherwise stated the results shown in this test report refer only to the sample(s) tested and such sample(s) are retained for 90 days only.
除非另有說明，此報告結果僅對測試之樣品負責，同時此樣品僅保留90天。本報告未經本公司書面許可，不可部份複製。
This document is issued by the Company subject to its General Conditions of Service printed overleaf, available on request or accessible at www.sgs.com/terms_and_conditions.htm and for electronic format documents, subject to Terms and Conditions for Electronic Documents at www.sgs.com/terms_e-document.htm. Attention is drawn to the limitation of liability, indemnification and jurisdiction issues defined therein. Any holder of this document is advised that information contained hereon reflects the Company's findings at the time of its intervention only and within the limits of Client's instructions, if any. The Company's sole responsibility is to its Client and this document does not exonerate parties to a transaction from exercising all their rights and obligations under the transaction documents. This document cannot be reproduced except in full, without prior written approval of the Company. Any unauthorized alteration, forgery or falsification of the content or appearance of this document is unlawful and offenders may be prosecuted to the fullest extent of the law.

5GHz	mode	Channel	Frequency(MHz)	Data Rate(Mbps)	Tune up	Average Power (dBm)	SAR Test
802.11ac 20M	U-NII-1	36	5180	MCS0	13.0	11.56	No
		40	5200		13.0	11.67	No
		44	5220		13.0	11.76	No
		48	5240		13.0	11.96	No
	U-NII-2A	52	5260		13.0	11.95	No
		56	5280		13.0	12.14	No
		60	5300		13.0	11.89	No
		64	5320		13.0	12.03	No
	U-NII-2C	100	5500		13.0	12.19	No
		104	5520		13.0	12.40	No
		108	5540		13.0	12.32	No
		112	5560		13.0	12.51	No
		116	5580		13.0	12.30	No
		120	5600		13.0	12.25	No
		124	5620		13.0	12.32	No
		128	5640		13.0	12.32	No
		132	5660		13.0	12.32	No
		136	5680		13.0	12.21	No
		140	5700		13.0	12.47	No
	U-NII-3	149	5745		12.5	12.45	No
		153	5765		12.5	12.51	No
		157	5785		12.5	12.47	No
		161	5805		12.5	12.40	No
		165	5825		12.5	12.42	No
5GHz	mode	Channel	Frequency(MHz)	Data Rate(Mbps)	Tune up	Average Power (dBm)	SAR Test
802.11ac 40M	U-NII-1	38	5190	MCS0	13.0	11.97	No
		46	5230		13.0	12.29	No
	U-NII-2A	54	5270		13.0	12.41	No
		62	5310		13.0	12.27	No
	U-NII-2C	102	5510		13.0	12.73	No
		110	5550		13.0	12.77	No
		118	5590		13.0	12.64	No
		126	5630		13.0	12.63	No
		134	5670		13.0	12.67	No
	U-NII-3	151	5755		12.5	12.41	No
		159	5795		12.5	12.51	No
5GHz	mode	Channel	Frequency(MHz)	Data Rate(Mbps)	Tune up	Average Power (dBm)	SAR Test
802.11ac 80M	U-NII-1	42	5210	MCS0	13.0	11.80	No
	U-NII-2A	58	5290		13.0	12.13	No
	U-NII-2C	106	5530		13.0	12.49	No
		122	5610		13.0	12.44	No
		138	5690		13.0	12.32	No
	U-NII-3	155	5775		12.5	12.47	No

Unless otherwise stated the results shown in this test report refer only to the sample(s) tested and such sample(s) are retained for 90 days only.
除非另有說明，此報告結果僅對測試之樣品負責，同時此樣品僅保留90天。本報告未經本公司書面許可，不可部份複製。
This document is issued by the Company subject to its General Conditions of Service printed overleaf, available on request or accessible at www.sgs.com/terms_and_conditions.htm and for electronic format documents, subject to Terms and Conditions for Electronic Documents at www.sgs.com/terms_e-document.htm. Attention is drawn to the limitation of liability, indemnification and jurisdiction issues defined therein. Any holder of this document is advised that information contained hereon reflects the Company's findings at the time of its intervention only and within the limits of Client's instructions, if any. The Company's sole responsibility is to its Client and this document does not exonerate parties to a transaction from exercising all their rights and obligations under the transaction documents. This document cannot be reproduced except in full, without prior written approval of the Company. Any unauthorized alteration, forgery or falsification of the content or appearance of this document is unlawful and offenders may be prosecuted to the fullest extent of the law.

Ant 9(chain1) WLAN 2.4G(Chain0)+WLAN 5G(Chain1) Receiver off							
5GHz	mode	Channel	Frequency(MHz)	Data Rate(Mbps)	Tune up	Average Power (dBm)	SAR Test
802.11a	U-NII-1	36	5180	6	18.5	17.09	No
		40	5200		18.5	17.10	No
		44	5220		18.5	17.35	No
		48	5240		18.5	17.39	No
	U-NII-2A	52	5260		18.5	17.50	No
		56	5280		18.5	17.47	No
		60	5300		18.5	17.56	No
		64	5320		18.5	17.45	No
	U-NII-2C	100	5500		18.5	17.75	No
		104	5520		18.5	17.81	No
		108	5540		18.5	17.78	No
		112	5560		18.5	17.87	No
		116	5580		18.5	17.80	No
		120	5600		18.5	17.73	No
		124	5620		18.5	17.67	No
		128	5640		18.5	17.76	No
		132	5660		18.5	17.79	No
		136	5680		18.5	17.77	No
		140	5700		18.5	17.92	No
	U-NII-3	149	5745		13.5	13.45	No
		153	5765		13.5	13.42	No
		157	5785		13.5	13.47	No
		161	5805		13.5	13.44	No
		165	5825		13.5	13.42	No
5GHz	mode	Channel	Frequency(MHz)	Data Rate(Mbps)	Tune up	Average Power (dBm)	SAR Test
802.11n-HT20	U-NII-1	36	5180	MCS0	18.0	16.53	No
		40	5200		18.0	16.58	No
		44	5220		18.0	16.87	No
		48	5240		18.0	16.85	No
	U-NII-2A	52	5260		18.0	16.87	No
		56	5280		18.0	17.06	No
		60	5300		18.0	16.83	No
		64	5320		18.0	16.97	No
	U-NII-2C	100	5500		18.0	17.23	No
		104	5520		18.0	17.24	No
		108	5540		18.0	17.30	No
		112	5560		18.0	17.27	No
		116	5580		18.0	17.26	No
		120	5600		18.0	17.19	No
		124	5620		18.0	17.05	No
		128	5640		18.0	17.13	No
		132	5660		18.0	17.10	No
		136	5680		18.0	17.15	No
		140	5700		18.0	17.32	No

Unless otherwise stated the results shown in this test report refer only to the sample(s) tested and such sample(s) are retained for 90 days only.
除非另有說明，此報告結果僅對測試之樣品負責，同時此樣品僅保留90天。本報告未經本公司書面許可，不可部份複製。
This document is issued by the Company subject to its General Conditions of Service printed overleaf, available on request or accessible at www.sgs.com/terms_and_conditions.htm and for electronic format documents, subject to Terms and Conditions for Electronic Documents at www.sgs.com/terms_e-document.htm. Attention is drawn to the limitation of liability, indemnification and jurisdiction issues defined therein. Any holder of this document is advised that information contained hereon reflects the Company's findings at the time of its intervention only and within the limits of Client's instructions, if any. The Company's sole responsibility is to its Client and this document does not exonerate parties to a transaction from exercising all their rights and obligations under the transaction documents. This document cannot be reproduced except in full, without prior written approval of the Company. Any unauthorized alteration, forgery or falsification of the content or appearance of this document is unlawful and offenders may be prosecuted to the fullest extent of the law.

	U-NII-3	149	5745		13.5	13.46	No
		153	5765		13.5	13.42	No
		157	5785		13.5	13.41	No
		161	5805		13.5	13.47	No
		165	5825		13.5	13.45	No
5GHz	mode	Channel	Frequency(MHz)	Data Rate(Mbps)	Tune up	Average Power (dBm)	SAR Test
802.11n-HT40	U-NII-1	38	5190	MCS0	16.0	15.01	No
		46	5230		18.0	17.23	No
	U-NII-2A	54	5270		18.0	17.30	No
		62	5310		15.0	14.36	No
	U-NII-2C	102	5510		13.5	12.99	No
		110	5550		18.0	17.59	No
		118	5590		18.0	17.66	No
		126	5630		18.0	17.49	No
		134	5670		18.0	17.61	No
	U-NII-3	151	5755		13.5	13.15	No
		159	5795		13.5	13.24	No
5GHz	mode	Channel	Frequency(MHz)	Data Rate(Mbps)	Tune up	Average Power (dBm)	SAR Test
802.11ac 20M	U-NII-1	36	5180	MCS0	17.5	16.08	No
		40	5200		17.5	16.13	No
		44	5220		17.5	16.31	No
		48	5240		17.5	16.47	No
	U-NII-2A	52	5260		17.5	16.54	No
		56	5280		17.5	16.64	No
		60	5300		17.5	16.46	No
		64	5320		17.5	16.56	No
	U-NII-2C	100	5500		17.5	16.73	No
		104	5520		17.5	16.88	No
		108	5540		17.5	16.83	No
		112	5560		17.5	17.01	No
		116	5580		17.5	16.88	No
		120	5600		17.5	16.73	No
		124	5620		17.5	16.82	No
		128	5640		17.5	16.74	No
		132	5660		17.5	16.81	No
		136	5680		17.5	16.77	No
		140	5700		17.5	16.96	No
	U-NII-3	149	5745		13.5	13.45	No
		153	5765		13.5	13.48	No
		157	5785		13.5	13.45	No
		161	5805		13.5	13.46	No
		165	5825		13.5	13.43	No

Unless otherwise stated the results shown in this test report refer only to the sample(s) tested and such sample(s) are retained for 90 days only.
除非另有說明，此報告結果僅對測試之樣品負責，同時此樣品僅保留90天。本報告未經本公司書面許可，不可部份複製。
This document is issued by the Company subject to its General Conditions of Service printed overleaf, available on request or accessible at www.sgs.com/terms_and_conditions.htm and for electronic format documents, subject to Terms and Conditions for Electronic Documents at www.sgs.com/terms_e-document.htm. Attention is drawn to the limitation of liability, indemnification and jurisdiction issues defined therein. Any holder of this document is advised that information contained hereon reflects the Company's findings at the time of its intervention only and within the limits of Client's instructions, if any. The Company's sole responsibility is to its Client and this document does not exonerate parties to a transaction from exercising all their rights and obligations under the transaction documents. This document cannot be reproduced except in full, without prior written approval of the Company. Any unauthorized alteration, forgery or falsification of the content or appearance of this document is unlawful and offenders may be prosecuted to the fullest extent of the law.

5GHz	mode	Channel	Frequency(MHz)	Data Rate(Mbps)	Tune up	Average Power (dBm)	SAR Test
802.11ac 40M	U-NII-1	38	5190	MCS0	16.0	15.02	No
		46	5230		17.5	16.84	No
	U-NII-2A	54	5270		17.5	16.94	No
		62	5310		15.0	14.29	No
	U-NII-2C	102	5510		13.5	13.11	No
		110	5550		17.5	17.18	No
		118	5590		17.5	17.26	No
		126	5630		17.5	17.18	No
		134	5670		17.5	17.24	No
	U-NII-3	151	5755		13.5	13.44	No
		159	5795		13.5	13.48	No
5GHz	mode	Channel	Frequency(MHz)	Data Rate(Mbps)	Tune up	Average Power (dBm)	SAR Test
802.11ac 80M	U-NII-1	42	5210	MCS0	14.5	13.22	No
	U-NII-2A	58	5290		14.0	13.12	No
	U-NII-2C	106	5530		13.5	12.93	No
		122	5610		17.5	16.86	No
	U-NII-3	155	5775		13.5	13.47	No

MIMO Receiver on/ WLAN 5G+BT Receiver on							
5GHz	mode	Channel	Frequency(MHz)	Data Rate(Mbps)	Tune up	Average Power (dBm)	SAR Test
802.11a	U-NII-1	36	5180	6	16.1	14.55	No
		40	5200		16.1	14.64	No
		44	5220		16.1	14.75	No
		48	5240		16.1	14.72	No
	U-NII-2A	52	5260		16.1	**14.97**	Yes
		56	5280		16.1	14.82	No
		60	5300		16.1	14.78	No
		64	5320		16.1	14.81	No
	U-NII-2C	100	5500		16.1	14.97	No
		104	5520		16.1	14.96	No
		108	5540		16.1	14.84	No
		112	5560		16.1	14.93	No
		116	5580		16.1	**15.11**	Yes
		120	5600		16.1	14.93	No
		124	5620		16.1	14.90	No
		128	5640		16.1	14.98	No
		132	5660		16.1	14.90	No
		136	5680		16.1	14.92	No
		140	5700		16.1	15.06	No
	U-NII-3	149	5745		15.5	14.75	No
		153	5765		15.5	14.71	No
		157	5785		15.5	14.80	No
		161	5805		15.5	14.75	No
		165	5825		15.5	14.78	No

Unless otherwise stated the results shown in this test report refer only to the sample(s) tested and such sample(s) are retained for 90 days only.
除非另有說明，此報告結果僅對測試之樣品負責，同時此樣品僅保留90天。本報告未經本公司書面許可，不可部份複製。
This document is issued by the Company subject to its General Conditions of Service printed overleaf, available on request or accessible at www.sgs.com/terms_and_conditions.htm and for electronic format documents, subject to Terms and Conditions for Electronic Documents at www.sgs.com/terms_e-document.htm. Attention is drawn to the limitation of liability, indemnification and jurisdiction issues defined therein. Any holder of this document is advised that information contained hereon reflects the Company's findings at the time of its intervention only and within the limits of Client's instructions, if any. The Company's sole responsibility is to its Client and this document does not exonerate parties to a transaction from exercising all their rights and obligations under the transaction documents. This document cannot be reproduced except in full, without prior written approval of the Company. Any unauthorized alteration, forgery or falsification of the content or appearance of this document is unlawful and offenders may be prosecuted to the fullest extent of the law.

5GHz	mode	Channel	Frequency(MHz)	Data Rate(Mbps)	Tune up	Average Power (dBm)	SAR Test
802.11n-HT20	U-NII-1	36	5180	MCS0	15.6	13.99	No
		40	5200		15.6	14.06	No
		44	5220		15.6	14.11	No
		48	5240		15.6	14.16	No
	U-NII-2A	52	5260		15.6	14.16	No
		56	5280		15.6	14.26	No
		60	5300		15.6	14.20	No
		64	5320		15.6	14.24	No
	U-NII-2C	100	5500		15.6	14.29	No
		104	5520		15.6	14.36	No
		108	5540		15.6	14.25	No
		112	5560		15.6	14.33	No
		116	5580		15.6	14.40	No
		120	5600		15.6	14.40	No
		124	5620		15.6	14.24	No
		128	5640		15.6	14.36	No
		132	5660		15.6	14.38	No
		136	5680		15.6	14.39	No
		140	5700		15.6	14.45	No
	U-NII-3	149	5745		15.5	14.66	No
		153	5765		15.5	14.65	No
		157	5785		15.5	14.65	No
		161	5805		15.5	14.72	No
		165	5825		15.5	14.79	No
5GHz	mode	Channel	Frequency(MHz)	Data Rate(Mbps)	Tune up	Average Power (dBm)	SAR Test
802.11n-HT40	U-NII-1	38	5190	MCS0	15.6	14.5	No
		46	5230		15.6	14.58	No
	U-NII-2A	54	5270		15.6	14.64	No
		62	5310		15.6	14.57	No
	U-NII-2C	102	5510		15.6	14.66	No
		110	5550		15.6	14.64	No
		118	5590		15.6	14.81	No
		126	5630		15.6	14.71	No
		134	5670		15.6	14.79	No
	U-NII-3	151	5755		15.5	14.41	No
		159	5795		15.5	14.51	No
5GHz	mode	Channel	Frequency(MHz)	Data Rate(Mbps)	Tune up	Average Power (dBm)	SAR Test
802.11ac 20M	U-NII-1	36	5180	MCS0	15.1	13.54	No
		40	5200		15.1	13.58	No
		44	5220		15.1	13.69	No
		48	5240		15.1	13.72	No
	U-NII-2A	52	5260		15.1	13.76	No
		56	5280		15.1	13.82	No
		60	5300		15.1	13.71	No
		64	5320		15.1	13.83	No

Unless otherwise stated the results shown in this test report refer only to the sample(s) tested and such sample(s) are retained for 90 days only.
除非另有說明，此報告結果僅對測試之樣品負責，同時此樣品僅保留90天。本報告未經本公司書面許可，不可部份複製。
This document is issued by the Company subject to its General Conditions of Service printed overleaf, available on request or accessible at www.sgs.com/terms_and_conditions.htm and for electronic format documents, subject to Terms and Conditions for Electronic Documents at www.sgs.com/terms_e-document.htm. Attention is drawn to the limitation of liability, indemnification and jurisdiction issues defined therein. Any holder of this document is advised that information contained hereon reflects the Company's findings at the time of its intervention only and within the limits of Client's instructions, if any. The Company's sole responsibility is to its Client and this document does not exonerate parties to a transaction from exercising all their rights and obligations under the transaction documents. This document cannot be reproduced except in full, without prior written approval of the Company. Any unauthorized alteration, forgery or falsification of the content or appearance of this document is unlawful and offenders may be prosecuted to the fullest extent of the law.

	U-NII-2C	100	5500		15.1	13.87	No
		104	5520		15.1	13.89	No
		108	5540		15.1	13.85	No
		112	5560		15.1	13.98	No
		116	5580		15.1	13.96	No
		120	5600		15.1	13.97	No
		124	5620		15.1	13.99	No
		128	5640		15.1	13.98	No
		132	5660		15.1	14.03	No
		136	5680		15.1	13.99	No
		140	5700		15.1	14.00	No
	U-NII-3	149	5745		15.5	14.72	No
		153	5765		15.5	14.73	No
		157	5785		15.5	14.70	No
		161	5805		15.5	14.72	No
		165	5825		15.5	14.77	No
5GHz	mode	Channel	Frequency(MHz)	Data Rate(Mbps)	Tune up	Average Power (dBm)	SAR Test
802.11ac 40M	U-NII-1	38	5190	MCS0	15.1	13.96	No
		46	5230		15.1	14.13	No
	U-NII-2A	54	5270		15.1	14.17	No
		62	5310		15.1	14.15	No
	U-NII-2C	102	5510		15.1	14.32	No
		110	5550		15.1	14.27	No
		118	5590		15.1	14.34	No
		126	5630		15.1	14.41	No
		134	5670		15.1	14.42	No
	U-NII-3	151	5755		15.5	14.68	No
		159	5795		15.5	14.78	No
5GHz	mode	Channel	Frequency(MHz)	Data Rate(Mbps)	Tune up	Average Power (dBm)	SAR Test
802.11ac 80M	U-NII-1	42	5210	MCS0	15.1	13.77	No
	U-NII-2A	58	5290		15.1	13.95	No
	U-NII-2C	106	5530		15.1	13.97	No
		122	5610		15.1	14.09	No
	U-NII-3	155	5775		15.5	14.77	Yes

Unless otherwise stated the results shown in this test report refer only to the sample(s) tested and such sample(s) are retained for 90 days only.
除非另有說明，此報告結果僅對測試之樣品負責，同時此樣品僅保留90天。本報告未經本公司書面許可，不可部份複製。
This document is issued by the Company subject to its General Conditions of Service printed overleaf, available on request or accessible at www.sgs.com/terms_and_conditions.htm and for electronic format documents, subject to Terms and Conditions for Electronic Documents at www.sgs.com/terms_e-document.htm. Attention is drawn to the limitation of liability, indemnification and jurisdiction issues defined therein. Any holder of this document is advised that information contained hereon reflects the Company's findings at the time of its intervention only and within the limits of Client's instructions, if any. The Company's sole responsibility is to its Client and this document does not exonerate parties to a transaction from exercising all their rights and obligations under the transaction documents. This document cannot be reproduced except in full, without prior written approval of the Company. Any unauthorized alteration, forgery or falsification of the content or appearance of this document is unlawful and offenders may be prosecuted to the fullest extent of the law.

MIMO Receiver off/ WLAN 5G+BT Receiver off							
5GHz	mode	Channel	Frequency(MHz)	Data Rate(Mbps)	Tune up	Average Power (dBm)	SAR Test
802.11a	U-NII-1	36	5180	6	21.5	20.12	No
		40	5200		21.5	20.24	No
		44	5220		21.5	20.31	No
		48	5240		21.5	**20.42**	Yes
	U-NII-2A	52	5260		21.5	20.41	No
		56	5280		21.5	20.35	No
		60	5300		21.5	**20.49**	Yes
		64	5320		21.5	20.37	No
	U-NII-2C	100	5500		21.5	20.53	No
		104	5520		21.5	20.53	No
		108	5540		21.5	20.41	No
		112	5560		21.5	20.48	No
		116	5580		21.5	20.59	No
		120	5600		21.5	20.48	No
		124	5620		21.5	20.45	No
		128	5640		21.5	20.52	No
		132	5660		21.5	20.44	No
		136	5680		21.5	20.54	No
		140	5700		21.5	**20.60**	Yes
	U-NII-3	149	5745		16.5	15.77	No
		153	5765		16.5	15.72	No
		157	5785		16.5	15.79	No
		161	5805		16.5	15.75	No
		165	5825		16.5	15.83	No
5GHz	mode	Channel	Frequency(MHz)	Data Rate(Mbps)	Tune up	Average Power (dBm)	SAR Test
802.11n-HT20	U-NII-1	36	5180	MCS0	21	19.55	No
		40	5200		21	19.56	No
		44	5220		21	19.70	No
		48	5240		21	19.72	No
	U-NII-2A	52	5260		21	19.78	No
		56	5280		21	19.81	No
		60	5300		21	19.74	No
		64	5320		21	19.79	No
	U-NII-2C	100	5500		21	19.90	No
		104	5520		21	19.94	No
		108	5540		21	19.87	No
		112	5560		21	19.95	No
		116	5580		21	19.93	No
		120	5600		21	19.97	No
		124	5620		21	19.77	No
		128	5640		21	19.88	No
		132	5660		21	19.97	No
		136	5680		21	19.93	No
		140	5700		21	20.00	No

Unless otherwise stated the results shown in this test report refer only to the sample(s) tested and such sample(s) are retained for 90 days only.
除非另有說明，此報告結果僅對測試之樣品負責，同時此樣品僅保留90天。本報告未經本公司書面許可，不可部份複製。
This document is issued by the Company subject to its General Conditions of Service printed overleaf, available on request or accessible at www.sgs.com/terms_and_conditions.htm and for electronic format documents, subject to Terms and Conditions for Electronic Documents at www.sgs.com/terms_e-document.htm. Attention is drawn to the limitation of liability, indemnification and jurisdiction issues defined therein. Any holder of this document is advised that information contained hereon reflects the Company's findings at the time of its intervention only and within the limits of Client's instructions, if any. The Company's sole responsibility is to its Client and this document does not exonerate parties to a transaction from exercising all their rights and obligations under the transaction documents. This document cannot be reproduced except in full, without prior written approval of the Company. Any unauthorized alteration, forgery or falsification of the content or appearance of this document is unlawful and offenders may be prosecuted to the fullest extent of the law.

	U-NII-3	149	5745		16.5	15.71	No
		153	5765		16.5	15.67	No
		157	5785		16.5	15.68	No
		161	5805		16.5	15.74	No
		165	5825		16.5	15.78	No
5GHz	mode	Channel	Frequency(MHz)	Data Rate(Mbps)	Tune up	Average Power (dBm)	SAR Test
802.11n-HT40	U-NII-1	38	5190	MCS0	19.0	18.04	No
		46	5230		21.0	20.18	No
	U-NII-2A	54	5270		21.0	20.24	No
		62	5310		18.0	17.20	No
	U-NII-2C	102	5510		16.5	15.74	No
		110	5550		21.0	20.22	No
		118	5590		21.0	20.42	No
		126	5630		21.0	20.24	No
		134	5670		21.0	20.37	No
	U-NII-3	151	5755		16.5	15.43	No
		159	5795		16.5	15.48	No
5GHz	mode	Channel	Frequency(MHz)	Data Rate(Mbps)	Tune up	Average Power (dBm)	SAR Test
802.11ac 20M	U-NII-1	36	5180	MCS0	20.5	19.08	No
		40	5200		20.5	19.15	No
		44	5220		20.5	19.27	No
		48	5240		20.5	19.28	No
	U-NII-2A	52	5260		20.5	19.34	No
		56	5280		20.5	19.41	No
		60	5300		20.5	19.30	No
		64	5320		20.5	19.38	No
	U-NII-2C	100	5500		20.5	19.46	No
		104	5520		20.5	19.42	No
		108	5540		20.5	19.42	No
		112	5560		20.5	19.48	No
		116	5580		20.5	19.60	No
		120	5600		20.5	19.51	No
		124	5620		20.5	19.56	No
		128	5640		20.5	19.52	No
		132	5660		20.5	19.60	No
		136	5680		20.5	19.56	No
		140	5700		20.5	19.58	No
	U-NII-3	149	5745		16.5	15.71	No
		153	5765		16.5	15.70	No
		157	5785		16.5	15.70	No
		161	5805		16.5	15.74	No
		165	5825		16.5	15.79	No

Unless otherwise stated the results shown in this test report refer only to the sample(s) tested and such sample(s) are retained for 90 days only.
除非另有說明，此報告結果僅對測試之樣品負責，同時此樣品僅保留90天。本報告未經本公司書面許可，不可部份複製。
This document is issued by the Company subject to its General Conditions of Service printed overleaf, available on request or accessible at www.sgs.com/terms_and_conditions.htm and for electronic format documents, subject to Terms and Conditions for Electronic Documents at www.sgs.com/terms_e-document.htm. Attention is drawn to the limitation of liability, indemnification and jurisdiction issues defined therein. Any holder of this document is advised that information contained hereon reflects the Company's findings at the time of its intervention only and within the limits of Client's instructions, if any. The Company's sole responsibility is to its Client and this document does not exonerate parties to a transaction from exercising all their rights and obligations under the transaction documents. This document cannot be reproduced except in full, without prior written approval of the Company. Any unauthorized alteration, forgery or falsification of the content or appearance of this document is unlawful and offenders may be prosecuted to the fullest extent of the law.

5GHz	mode	Channel	Frequency(MHz)	Data Rate(Mbps)	Tune up	Average Power (dBm)	SAR Test
802.11ac 40M	U-NII-1	38	5190	MCS0	19.0	18.07	No
		46	5230		20.5	19.73	No
	U-NII-2A	54	5270		20.5	19.77	No
		62	5310		18.0	17.31	No
	U-NII-2C	102	5510		16.5	15.85	No
		110	5550		20.5	19.79	No
		118	5590		20.5	19.95	No
		126	5630		20.5	20.02	No
		134	5670		20.5	19.98	No
	U-NII-3	151	5755		16.5	15.72	No
		159	5795		16.5	15.77	No
5GHz	mode	Channel	Frequency(MHz)	Data Rate(Mbps)	Tune up	Average Power (dBm)	SAR Test
802.11ac 80M	U-NII-1	42	5210	MCS0	17.5	16.35	No
	U-NII-2A	58	5290		17.0	17.85	No
	U-NII-2C	106	5530		16.5	15.50	No
		122	5610		20.5	19.65	No
	U-NII-3	155	5775		16.5	15.79	Yes
MIMO WWAN+WLAN 5G Receiver on/ WWAN+WLAN 5G+BT Receiver on							
5GHz	mode	Channel	Frequency(MHz)	Data Rate(Mbps)	Tune up	Average Power (dBm)	SAR Test
802.11a	U-NII-1	36	5180	6	14.3	13.09	No
		40	5200		14.3	13.17	No
		44	5220		14.3	13.34	No
		48	5240		14.3	13.45	No
	U-NII-2A	52	5260		14.3	13.47	Yes
		56	5280		14.3	13.44	No
		60	5300		14.3	13.46	No
		64	5320		14.3	13.41	No
	U-NII-2C	100	5500		14.3	13.72	No
		104	5520		14.3	13.73	No
		108	5540		14.3	13.74	No
		112	5560		14.3	13.73	No
		116	5580		14.3	13.77	Yes
		120	5600		14.3	13.69	No
		124	5620		14.3	13.73	No
		128	5640		14.3	13.68	No
		132	5660		14.3	13.69	No
		136	5680		14.3	13.73	No
		140	5700		14.3	13.71	No
	U-NII-3	149	5745		14.0	13.23	No
		153	5765		14.0	13.22	No
		157	5785		14.0	13.27	No
		161	5805		14.0	13.26	No
		165	5825		14.0	13.31	No

Unless otherwise stated the results shown in this test report refer only to the sample(s) tested and such sample(s) are retained for 90 days only.
除非另有說明，此報告結果僅對測試之樣品負責，同時此樣品僅保留90天。本報告未經本公司書面許可，不可部份複製。
This document is issued by the Company subject to its General Conditions of Service printed overleaf, available on request or accessible at www.sgs.com/terms_and_conditions.htm and for electronic format documents, subject to Terms and Conditions for Electronic Documents at www.sgs.com/terms_e-document.htm. Attention is drawn to the limitation of liability, indemnification and jurisdiction issues defined therein. Any holder of this document is advised that information contained hereon reflects the Company's findings at the time of its intervention only and within the limits of Client's instructions, if any. The Company's sole responsibility is to its Client and this document does not exonerate parties to a transaction from exercising all their rights and obligations under the transaction documents. This document cannot be reproduced except in full, without prior written approval of the Company. Any unauthorized alteration, forgery or falsification of the content or appearance of this document is unlawful and offenders may be prosecuted to the fullest extent of the law.

5GHz	mode	Channel	Frequency(MHz)	Data Rate(Mbps)	Tune up	Average Power (dBm)	SAR Test
802.11n-HT20	U-NII-1	36	5180	MCS0	13.8	12.45	No
		40	5200		13.8	12.55	No
		44	5220		13.8	12.75	No
		48	5240		13.8	12.76	No
	U-NII-2A	52	5260		13.8	12.94	No
		56	5280		13.8	13.00	No
		60	5300		13.8	12.91	No
		64	5320		13.8	12.90	No
	U-NII-2C	100	5500		13.8	13.20	No
		104	5520		13.8	13.27	No
		108	5540		13.8	13.27	No
		112	5560		13.8	13.26	No
		116	5580		13.8	13.22	No
		120	5600		13.8	13.29	No
		124	5620		13.8	13.01	No
		128	5640		13.8	13.14	No
		132	5660		13.8	13.16	No
		136	5680		13.8	13.20	No
		140	5700		13.8	13.29	No
	U-NII-3	149	5745		14.0	13.21	No
		153	5765		14.0	13.17	No
		157	5785		14.0	13.16	No
		161	5805		14.0	13.26	No
		165	5825		14.0	13.33	No
5GHz	mode	Channel	Frequency(MHz)	Data Rate(Mbps)	Tune up	Average Power (dBm)	SAR Test
802.11n-HT40	U-NII-1	38	5190	MCS0	13.8	12.97	No
		46	5230		13.8	13.24	No
	U-NII-2A	54	5270		13.8	13.35	No
		62	5310		13.8	13.25	No
	U-NII-2C	102	5510		13.8	13.54	No
		110	5550		13.8	13.62	No
		118	5590		13.8	13.66	No
		126	5630		13.8	13.45	No
		134	5670		13.8	13.59	No
	U-NII-3	151	5755		14.0	12.96	No
		159	5795		14.0	13.00	No

Unless otherwise stated the results shown in this test report refer only to the sample(s) tested and such sample(s) are retained for 90 days only.
除非另有說明，此報告結果僅對測試之樣品負責，同時此樣品僅保留90天。本報告未經本公司書面許可，不可部份複製。
This document is issued by the Company subject to its General Conditions of Service printed overleaf, available on request or accessible at www.sgs.com/terms_and_conditions.htm and for electronic format documents, subject to Terms and Conditions for Electronic Documents at www.sgs.com/terms_e-document.htm. Attention is drawn to the limitation of liability, indemnification and jurisdiction issues defined therein. Any holder of this document is advised that information contained hereon reflects the Company's findings at the time of its intervention only and within the limits of Client's instructions, if any. The Company's sole responsibility is to its Client and this document does not exonerate parties to a transaction from exercising all their rights and obligations under the transaction documents. This document cannot be reproduced except in full, without prior written approval of the Company. Any unauthorized alteration, forgery or falsification of the content or appearance of this document is unlawful and offenders may be prosecuted to the fullest extent of the law.

5GHz	mode	Channel	Frequency(MHz)	Data Rate(Mbps)	Tune up	Average Power (dBm)	SAR Test
802.11ac 20M	U-NII-1	36	5180	MCS0	13.3	12.01	No
		40	5200		13.3	12.07	No
		44	5220		13.3	12.38	No
		48	5240		13.3	12.34	No
	U-NII-2A	52	5260		13.3	12.53	No
		56	5280		13.3	12.62	No
		60	5300		13.3	12.42	No
		64	5320		13.3	12.55	No
	U-NII-2C	100	5500		13.3	12.81	No
		104	5520		13.3	12.76	No
		108	5540		13.3	12.81	No
		112	5560		13.3	12.97	No
		116	5580		13.3	12.97	No
		120	5600		13.3	12.75	No
		124	5620		13.3	12.81	No
		128	5640		13.3	12.69	No
		132	5660		13.3	12.82	No
		136	5680		13.3	12.79	No
		140	5700		13.3	12.93	No
	U-NII-3	149	5745		14.0	13.24	No
		153	5765		14.0	13.19	No
		157	5785		14.0	13.19	No
		161	5805		14.0	13.26	No
		165	5825		14.0	13.32	No
5GHz	mode	Channel	Frequency(MHz)	Data Rate(Mbps)	Tune up	Average Power (dBm)	SAR Test
802.11ac 40M	U-NII-1	38	5190	MCS0	13.3	12.59	No
		46	5230		13.3	12.87	No
	U-NII-2A	54	5270		13.3	12.90	No
		62	5310		13.3	12.86	No
	U-NII-2C	102	5510		13.3	13.17	No
		110	5550		13.3	13.14	No
		118	5590		13.3	13.23	No
		126	5630		13.3	13.17	No
		134	5670		13.3	13.11	No
	U-NII-3	151	5755		14.0	13.21	No
		159	5795		14.0	13.20	No
5GHz	mode	Channel	Frequency(MHz)	Data Rate(Mbps)	Tune up	Average Power (dBm)	SAR Test
802.11ac 80M	U-NII-1	42	5210	MCS0	13.3	12.33	No
	U-NII-2A	58	5290		13.3	12.62	No
	U-NII-2C	106	5530		13.3	12.98	No
		122	5610		13.3	12.93	No
	U-NII-3	155	5775		14.0	13.35	Yes

Unless otherwise stated the results shown in this test report refer only to the sample(s) tested and such sample(s) are retained for 90 days only.
除非另有說明，此報告結果僅對測試之樣品負責，同時此樣品僅保留90天。本報告未經本公司書面許可，不可部份複製。
This document is issued by the Company subject to its General Conditions of Service printed overleaf, available on request or accessible at www.sgs.com/terms_and_conditions.htm and for electronic format documents, subject to Terms and Conditions for Electronic Documents at www.sgs.com/terms_e-document.htm. Attention is drawn to the limitation of liability, indemnification and jurisdiction issues defined therein. Any holder of this document is advised that information contained hereon reflects the Company's findings at the time of its intervention only and within the limits of Client's instructions, if any. The Company's sole responsibility is to its Client and this document does not exonerate parties to a transaction from exercising all their rights and obligations under the transaction documents. This document cannot be reproduced except in full, without prior written approval of the Company. Any unauthorized alteration, forgery or falsification of the content or appearance of this document is unlawful and offenders may be prosecuted to the fullest extent of the law.

MIMO WWAN+WLAN 5G Receiver off/ WWAN+WLAN 5G+BT Receiver off							
5GHz	mode	Channel	Frequency(MHz)	Data Rate(Mbps)	Tune up	Average Power (dBm)	SAR Test
802.11a	U-NII-1	36	5180	6	20.6	19.00	No
		40	5200		20.6	19.17	No
		44	5220		20.6	19.22	No
		48	5240		20.6	19.42	Yes
	U-NII-2A	52	5260		20.6	19.33	No
		56	5280		20.6	19.30	No
		60	5300		20.6	19.33	No
		64	5320		20.6	19.36	No
	U-NII-2C	100	5500		20.6	19.46	No
		104	5520		20.6	19.49	No
		108	5540		20.6	19.38	No
		112	5560		20.6	19.40	No
		116	5580		20.6	19.56	No
		120	5600		20.6	19.40	No
		124	5620		20.6	19.34	No
		128	5640		20.6	19.48	No
		132	5660		20.6	19.41	No
		136	5680		20.6	19.46	No
		140	5700		20.6	19.56	No
	U-NII-3	149	5745		16.5	15.77	No
		153	5765		16.5	15.72	No
		157	5785		16.5	15.79	No
		161	5805		16.5	15.75	No
		165	5825		16.5	15.83	No
5GHz	mode	Channel	Frequency(MHz)	Data Rate(Mbps)	Tune up	Average Power (dBm)	SAR Test
802.11n-HT20	U-NII-1	36	5180	MCS0	20.1	18.50	No
		40	5200		20.1	18.54	No
		44	5220		20.1	18.63	No
		48	5240		20.1	18.69	No
	U-NII-2A	52	5260		20.1	18.69	No
		56	5280		20.1	18.77	No
		60	5300		20.1	18.62	No
		64	5320		20.1	18.71	No
	U-NII-2C	100	5500		20.1	18.80	No
		104	5520		20.1	18.84	No
		108	5540		20.1	18.81	No
		112	5560		20.1	18.80	No
		116	5580		20.1	18.92	No
		120	5600		20.1	18.92	No
		124	5620		20.1	18.70	No
		128	5640		20.1	18.85	No
		132	5660		20.1	18.90	No
		136	5680		20.1	18.90	No
		140	5700		20.1	18.95	No

Unless otherwise stated the results shown in this test report refer only to the sample(s) tested and such sample(s) are retained for 90 days only.
除非另有說明，此報告結果僅對測試之樣品負責，同時此樣品僅保留90天。本報告未經本公司書面許可，不可部份複製。
This document is issued by the Company subject to its General Conditions of Service printed overleaf, available on request or accessible at www.sgs.com/terms_and_conditions.htm and for electronic format documents, subject to Terms and Conditions for Electronic Documents at www.sgs.com/terms_e-document.htm. Attention is drawn to the limitation of liability, indemnification and jurisdiction issues defined therein. Any holder of this document is advised that information contained hereon reflects the Company's findings at the time of its intervention only and within the limits of Client's instructions, if any. The Company's sole responsibility is to its Client and this document does not exonerate parties to a transaction from exercising all their rights and obligations under the transaction documents. This document cannot be reproduced except in full, without prior written approval of the Company. Any unauthorized alteration, forgery or falsification of the content or appearance of this document is unlawful and offenders may be prosecuted to the fullest extent of the law.

	U-NII-3	149	5745		16.5	15.71	No
		153	5765		16.5	15.67	No
		157	5785		16.5	15.68	No
		161	5805		16.5	15.74	No
		165	5825		16.5	15.78	No
5GHz	mode	Channel	Frequency(MHz)	Data Rate(Mbps)	Tune up	Average Power (dBm)	SAR Test
802.11n-HT40	U-NII-1	38	5190	MCS0	19.0	17.91	No
		46	5230		20.1	19.08	No
	U-NII-2A	54	5270		20.1	19.16	No
		62	5310		18.0	16.95	No
	U-NII-2C	102	5510		16.5	15.58	No
		110	5550		20.1	19.14	No
		118	5590		20.1	19.35	No
		126	5630		20.1	19.20	No
		134	5670		20.1	19.30	No
	U-NII-3	151	5755		16.5	15.43	No
		159	5795		16.5	15.48	No
5GHz	mode	Channel	Frequency(MHz)	Data Rate(Mbps)	Tune up	Average Power (dBm)	SAR Test
802.11ac 20M	U-NII-1	36	5180	MCS0	19.6	18.00	No
		40	5200		19.6	18.07	No
		44	5220		19.6	18.20	No
		48	5240		19.6	18.23	No
	U-NII-2A	52	5260		19.6	18.31	No
		56	5280		19.6	18.29	No
		60	5300		19.6	18.20	No
		64	5320		19.6	18.30	No
	U-NII-2C	100	5500		19.6	18.35	No
		104	5520		19.6	18.38	No
		108	5540		19.6	18.36	No
		112	5560		19.6	18.42	No
		116	5580		19.6	18.49	No
		120	5600		19.6	18.45	No
		124	5620		19.6	18.52	No
		128	5640		19.6	18.43	No
		132	5660		19.6	18.56	No
		136	5680		19.6	18.46	No
		140	5700		19.6	18.54	No
	U-NII-3	149	5745		16.5	15.71	No
		153	5765		16.5	15.70	No
		157	5785		16.5	15.70	No
		161	5805		16.5	15.74	No
		165	5825		16.5	15.79	No

Unless otherwise stated the results shown in this test report refer only to the sample(s) tested and such sample(s) are retained for 90 days only.
除非另有說明，此報告結果僅對測試之樣品負責，同時此樣品僅保留90天。本報告未經本公司書面許可，不可部份複製。
This document is issued by the Company subject to its General Conditions of Service printed overleaf, available on request or accessible at www.sgs.com/terms_and_conditions.htm and for electronic format documents, subject to Terms and Conditions for Electronic Documents at www.sgs.com/terms_e-document.htm. Attention is drawn to the limitation of liability, indemnification and jurisdiction issues defined therein. Any holder of this document is advised that information contained hereon reflects the Company's findings at the time of its intervention only and within the limits of Client's instructions, if any. The Company's sole responsibility is to its Client and this document does not exonerate parties to a transaction from exercising all their rights and obligations under the transaction documents. This document cannot be reproduced except in full, without prior written approval of the Company. Any unauthorized alteration, forgery or falsification of the content or appearance of this document is unlawful and offenders may be prosecuted to the fullest extent of the law.

5GHz	mode	Channel	Frequency(MHz)	Data Rate(Mbps)	Tune up	Average Power (dBm)	SAR Test
802.11ac 40M	U-NII-1	38	5190	MCS0	19.0	17.88	No
		46	5230		19.6	18.63	No
	U-NII-2A	54	5270		19.6	18.69	No
		62	5310		18.0	17.06	No
	U-NII-2C	102	5510		16.5	15.66	No
		110	5550		19.6	18.74	No
		118	5590		19.6	18.89	No
		126	5630		19.6	18.89	No
		134	5670		19.6	18.91	No
	U-NII-3	151	5755		16.5	15.72	No
		159	5795		16.5	15.77	No
5GHz	mode	Channel	Frequency(MHz)	Data Rate(Mbps)	Tune up	Average Power (dBm)	SAR Test
802.11ac 80M	U-NII-1	42	5210	MCS0	17.5	16.17	No
	U-NII-2A	58	5290		17.0	15.82	No
	U-NII-2C	106	5530		16.5	15.37	No
		122	5610		19.6	18.56	No
	U-NII-3	155	5775		16.5	15.79	No

Table 23：Conducted Power of WiFi

Note:

a) Power must be measured at each transmit antenna port according to the DSSS and OFDM transmission configurations in each standalone and aggregated frequency band.

b) Power measurement is required for the transmission mode configuration with the highest maximum output power specified for production units.

1) When the same highest maximum output power specification applies to multiple transmission modes, the largest channel bandwidth configuration with the lowest order modulation and lowest data rate is measured.

2) When the same highest maximum output power is specified for multiple largest channel bandwidth configurations with the same lowest order modulation or lowest order modulation and lowest data rate, power measurement is required for all equivalent 802.11 configurations with the same maximum output power.

c) For each transmission mode configuration, power must be measured for the highest and lowest channels; and at the mid-band channel(s) when there are at least 3 channels. For configurations with multiple mid-band channels, due to an even number of channels, both channels should be measured.

Unless otherwise stated the results shown in this test report refer only to the sample(s) tested and such sample(s) are retained for 90 days only.
除非另有說明，此報告結果僅對測試之樣品負責，同時此樣品僅保留90天。本報告未經本公司書面許可，不可部份複製。
This document is issued by the Company subject to its General Conditions of Service printed overleaf, available on request or accessible at www.sgs.com/terms_and_conditions.htm and for electronic format documents, subject to Terms and Conditions for Electronic Documents at www.sgs.com/terms_e-document.htm. Attention is drawn to the limitation of liability, indemnification and jurisdiction issues defined therein. Any holder of this document is advised that information contained hereon reflects the Company's findings at the time of its intervention only and within the limits of Client's instructions, if any. The Company's sole responsibility is to its Client and this document does not exonerate parties to a transaction from exercising all their rights and obligations under the transaction documents. This document cannot be reproduced except in full, without prior written approval of the Company. Any unauthorized alteration, forgery or falsification of the content or appearance of this document is unlawful and offenders may be prosecuted to the fullest extent of the law.

BT		Average Conducted Power(dBm)			
Band	Channel	0	39	78	Tune up
BT	GFSK	13.56	13.64	13.53	14.5
	π/4DQPSK	11.04	11.54	11.49	14.5
	8DPSK	11.12	11.51	11.57	14.5
	Channel	0	19	39	Tune up
BLE	GFSK	4.34	4.61	5.06	7.5

Table 24：Conducted Power of BT

Duty cycle=2.8841/3.7536=76.84%

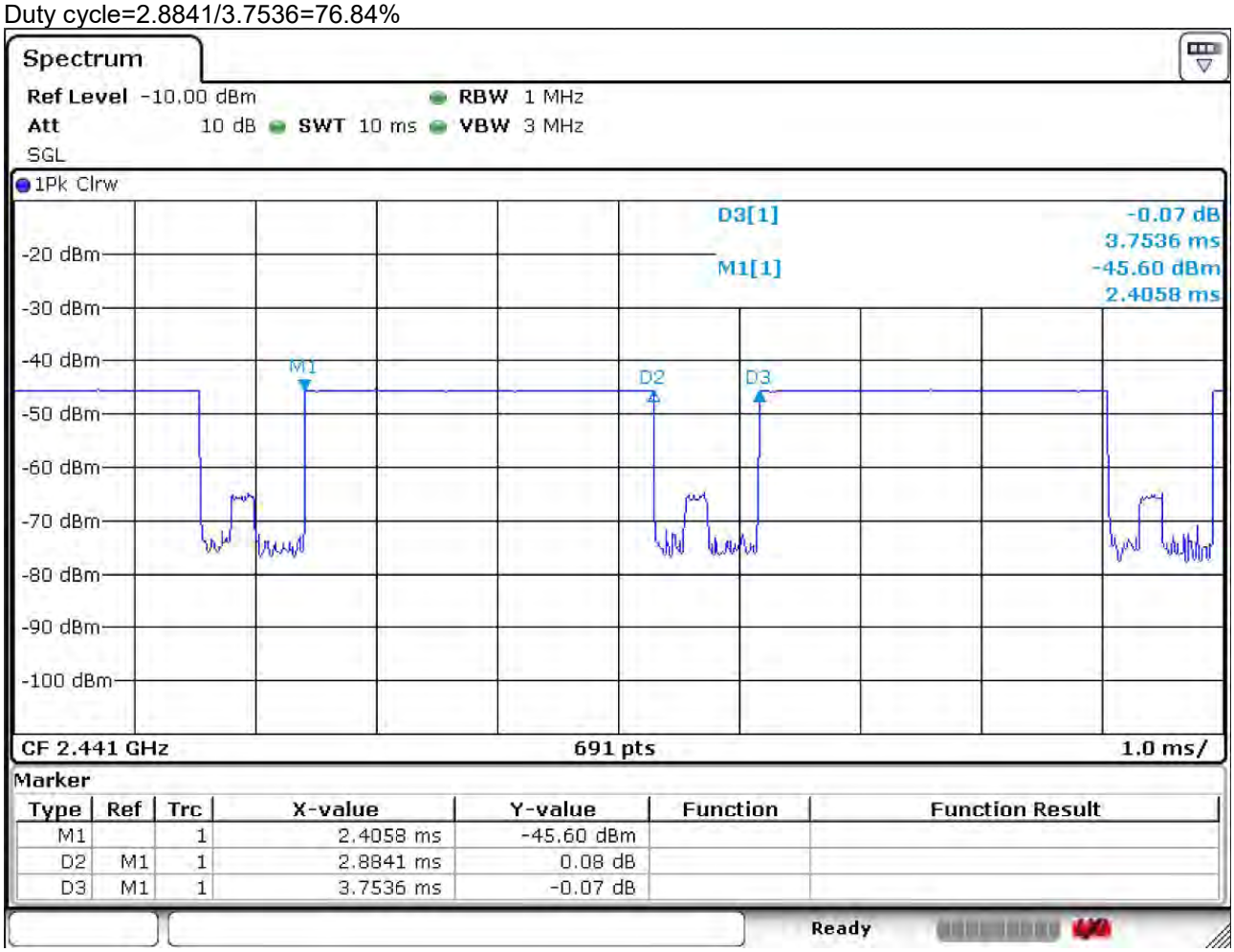

Unless otherwise stated the results shown in this test report refer only to the sample(s) tested and such sample(s) are retained for 90 days only.
除非另有說明，此報告結果僅對測試之樣品負責，同時此樣品僅保留90天。本報告未經本公司書面許可，不可部份複製。
This document is issued by the Company subject to its General Conditions of Service printed overleaf, available on request or accessible at www.sgs.com/terms_and_conditions.htm and for electronic format documents, subject to Terms and Conditions for Electronic Documents at www.sgs.com/terms_e-document.htm. Attention is drawn to the limitation of liability, indemnification and jurisdiction issues defined therein. Any holder of this document is advised that information contained hereon reflects the Company's findings at the time of its intervention only and within the limits of Client's instructions, if any. The Company's sole responsibility is to its Client and this document does not exonerate parties to a transaction from exercising all their rights and obligations under the transaction documents. This document cannot be reproduced except in full, without prior written approval of the Company. Any unauthorized alteration, forgery or falsification of the content or appearance of this document is unlawful and offenders may be prosecuted to the fullest extent of the law.

8.2 Stand-alone SAR test evaluation

Unless specifically required by the published RF exposure KDB procedures, standalone 1-g head or body and Product specific 10g SAR evaluation for general population exposure conditions, by measurement or numerical simulation, is not required when the corresponding SAR Test Exclusion Threshold condition is satisfied. These test exclusion conditions are based on source-based time-averaged maximum conducted output power of the RF channel requiring evaluation, adjusted for tune-up tolerance, and the minimum test separation distance required for the exposure conditions.

Freq. Band	Frequency (GHz)	Position	Average Power		Test Separation (mm)	Calculate Value	Exclusion Threshold	Exclusion (Y/N)
			dBm	mW				
WiFi 2.4G Ant8(Chain1)	2.47	Head	19.5	89.13	5.0	28.01	3.0	N
		Body-worn	19.5	89.13	15.0	9.34	3.0	N
		Hotspot	19.5	89.13	10.0	14.01	3.0	N
WiFi 2.4G Ant9(Chain0)	2.47	Head	20.0	100.00	5.0	31.43	3.0	N
		Body-worn	20.0	100.00	15.0	10.48	3.0	N
		Hotspot	20.0	100.00	10.0	15.72	3.0	N
WiFi 2.4G MIMO	2.47	Head	22.5	177.83	5.0	55.90	3.0	N
		Body-worn	22.5	177.83	15.0	18.63	3.0	N
		Hotspot	22.5	177.83	10.0	27.95	3.0	N
WiFi 5G Ant6(Chain0)	5.85	Head	19.5	89.13	5.0	43.11	3.0	N
		Body-worn	19.5	89.13	15.0	14.37	3.0	N
		Hotspot	19.5	89.13	10.0	21.56	3.0	N
WiFi 5G Ant9(Chain1)	5.85	Head	18.5	70.79	5.0	34.25	3.0	N
		Body-worn	18.5	70.79	15.0	11.42	3.0	N
		Hotspot	18.5	70.79	10.0	17.12	3.0	N
WiFi 5G MIMO	5.85	Head	21.5	141.25	5.0	68.33	3.0	N
		Body-worn	21.5	141.25	15.0	22.78	3.0	N
		Hotspot	21.5	141.25	10.0	34.16	3.0	N
Bluetooth	2.48	Head	14.5	28.18	5.0	8.88	3.0	N
		Body-worn	14.5	28.18	15.0	2.96	3.0	Yes
		Hotspot	14.5	28.18	10.0	4.44	3.0	N

The 1-g and 10-g SAR test exclusion thresholds for 100 MHz to 6 GHz at test separation distances ≤ 50 mm are determined by:
[(max. power of channel, including tune-up tolerance, mW)/(min. test separation distance, mm)] · [√f(GHz)] ≤ 3.0 for 1-g SAR and ≤ 7.5 for 10-g extremity SAR, where

- f(GHz) is the RF channel transmit frequency in GHz
- Power and distance are rounded to the nearest mW and mm before calculation
- The result is rounded to one decimal place for comparison

The test exclusions are applicable only when the minimum test separation distance is ≤ 50 mm and for transmission frequencies between 100 MHz and 6 GHz. When the minimum test separation distance is < 5 mm, a distance of 5 mm is applied to determine SAR test exclusion.

Unless otherwise stated the results shown in this test report refer only to the sample(s) tested and such sample(s) are retained for 90 days only.
除非另有說明，此報告結果僅對測試之樣品負責，同時此樣品僅保留90天。本報告未經本公司書面許可，不可部份複製。
This document is issued by the Company subject to its General Conditions of Service printed overleaf, available on request or accessible at www.sgs.com/terms_and_conditions.htm and for electronic format documents, subject to Terms and Conditions for Electronic Documents at www.sgs.com/terms_e-document.htm. Attention is drawn to the limitation of liability, indemnification and jurisdiction issues defined therein. Any holder of this document is advised that information contained hereon reflects the Company's findings at the time of its intervention only and within the limits of Client's instructions, if any. The Company's sole responsibility is to its Client and this document does not exonerate parties to a transaction from exercising all their rights and obligations under the transaction documents. This document cannot be reproduced except in full, without prior written approval of the Company. Any unauthorized alteration, forgery or falsification of the content or appearance of this document is unlawful and offenders may be prosecuted to the fullest extent of the law.

8.3 Estimated SAR

When the standalone SAR test exclusion is applied to an antenna that transmits simultaneously with other antennas, the standalone SAR must be estimated according to the following to determine simultaneous transmission SAR test exclusion:

• (max. power of channel, including tune-up tolerance, mW)/(min. test separation distance, mm)]·[√f(GHz)/x] W/kg for test separation distances ≤ 50 mm;

Where x = 7.5 for 1-g SAR, and x = 18.75 for 10-g SAR.

When the minimum test separation distance is < 5 mm, a distance of 5 mm is applied to determine SAR test exclusion.

Estimated SAR Result

Freq. Band	Frequency (GHz)	Test Position	max. power(dBm)	Test Separation (mm)	Estimated SAR (W/kg)
Bluetooth	2.48	Body-worn	14.5	15	0.395

Unless otherwise stated the results shown in this test report refer only to the sample(s) tested and such sample(s) are retained for 90 days only.
除非另有說明，此報告結果僅對測試之樣品負責，同時此樣品僅保留90天。本報告未經本公司書面許可，不可部份複製。
This document is issued by the Company subject to its General Conditions of Service printed overleaf, available on request or accessible at www.sgs.com/terms_and_conditions.htm and for electronic format documents, subject to Terms and Conditions for Electronic Documents at www.sgs.com/terms_e-document.htm. Attention is drawn to the limitation of liability, indemnification and jurisdiction issues defined therein. Any holder of this document is advised that information contained hereon reflects the Company's findings at the time of its intervention only and within the limits of Client's instructions, if any. The Company's sole responsibility is to its Client and this document does not exonerate parties to a transaction from exercising all their rights and obligations under the transaction documents. This document cannot be reproduced except in full, without prior written approval of the Company. Any unauthorized alteration, forgery or falsification of the content or appearance of this document is unlawful and offenders may be prosecuted to the fullest extent of the law.

8.4 Measurement of SAR Data

8.4.1 SAR Result of GSM850

Ant 0 Test Record												
Test position	Test mode	Test ch./Freq.	Duty Cycle	SAR (W/kg) 1-g	SAR (W/kg) 10-g	Power drift (dB)	Conducted Power(dBm)	Tune up Limit(dBm)	Scaled factor	Scaled SAR 1-g (W/kg)	Scaled SAR 10-g (W/kg)	Liquid Temp.(℃)
Head Test Data												
Left cheek	GSM	190/836.6	1:8.3	0.683	0.379	0.13	32.55	33.20	1.161	**0.793**	0.440	22.0
Left tilted	GSM	190/836.6	1:8.3	0.124	0.080	0.18	32.55	33.20	1.161	0.144	0.093	22.0
Right cheek	GSM	190/836.6	1:8.3	0.659	0.303	0.06	32.55	33.20	1.161	0.765	0.352	22.0
Right tilted	GSM	190/836.6	1:8.3	0.137	0.087	0.12	32.55	33.20	1.161	0.159	0.101	22.0
Head Test Data at the worst case with Battery 2#												
Left cheek	GSM	190/836.6	1:8.3	0.668	0.370	0.13	32.55	33.20	1.161	0.776	0.430	22.0
Body worn Test data(Separate 15mm)												
Front side	GSM	190/836.6	1:8.3	0.126	0.083	0.08	32.55	33.20	1.161	0.146	0.096	22.0
Back side	GSM	190/836.6	1:8.3	0.187	0.120	-0.03	32.55	33.20	1.161	**0.217**	0.139	22.0
Body Test Data at the worst case with Battery 2#												
Back side	GSM	190/836.6	1:2.075	0.183	0.117	-0.02	32.51	33.20	1.172	0.215	0.137	22.0
Hotspot Test data(Separate 10mm)												
Front side	GPRS 3TS	190/836.6	1:2.77	0.253	0.162	-0.12	28.77	30.20	1.390	0.352	0.225	22.0
Back side	GPRS 3TS	190/836.6	1:2.77	0.364	0.236	-0.08	28.77	30.20	1.390	0.506	0.328	22.0
Left side	GPRS 3TS	190/836.6	1:2.77	0.571	0.319	0.08	28.77	30.20	1.390	**0.794**	0.443	22.0
Top side	GPRS 3TS	190/836.6	1:2.77	0.024	0.016	0.02	28.77	30.20	1.390	0.033	0.023	22.0
Body Test Data at the worst case with Battery 2#												
Left side	GPRS 3TS	190/836.6	1:2.77	0.559	0.313	0.09	28.77	30.20	1.390	0.777	0.435	22.0

Unless otherwise stated the results shown in this test report refer only to the sample(s) tested and such sample(s) are retained for 90 days only.
除非另有說明，此報告結果僅對測試之樣品負責，同時此樣品僅保留90天。本報告未經本公司書面許可，不可部份複製。
This document is issued by the Company subject to its General Conditions of Service printed overleaf, available on request or accessible at www.sgs.com/terms_and_conditions.htm and for electronic format documents, subject to Terms and Conditions for Electronic Documents at www.sgs.com/terms_e-document.htm. Attention is drawn to the limitation of liability, indemnification and jurisdiction issues defined therein. Any holder of this document is advised that information contained hereon reflects the Company's findings at the time of its intervention only and within the limits of Client's instructions, if any. The Company's sole responsibility is to its Client and this document does not exonerate parties to a transaction from exercising all their rights and obligations under the transaction documents. This document cannot be reproduced except in full, without prior written approval of the Company. Any unauthorized alteration, forgery or falsification of the content or appearance of this document is unlawful and offenders may be prosecuted to the fullest extent of the law.

Ant 1 Test Record												
Test position	Test mode	Test ch./Freq.	Duty Cycle	SAR (W/kg) 1-g	SAR (W/kg) 10-g	Power drift (dB)	Conducted Power(dBm)	Tune up Limit(dBm)	Scaled factor	Scaled SAR 1-g (W/kg)	Scaled SAR 10-g (W/kg)	Liquid Temp.(℃)
Head Test Data												
Left cheek	GSM	190/836.6	1:8.3	0.248	0.194	0.01	32.71	34.00	1.346	0.334	0.261	22.0
Left tilted	GSM	190/836.6	1:8.3	0.161	0.114	0.17	32.71	34.00	1.346	0.217	0.153	22.0
Right cheek	GSM	190/836.6	1:8.3	0.354	0.265	0.01	32.71	34.00	1.346	**0.476**	0.357	22.0
Right tilted	GSM	190/836.6	1:8.3	0.176	0.124	-0.01	32.71	34.00	1.346	0.237	0.167	22.0
Head Test Data at the worst case with Battery 2#												
Right cheek	GSM	190/836.6	1:8.3	0.173	0.125	0.04	32.71	34.00	1.346	0.233	0.168	22.0
Body worn Test data(Separate 15mm)												
Front side	GSM	190/836.6	1:8.3	0.105	0.070	0.01	30.82	32.20	1.374	0.144	0.096	22.0
Back side	GSM	190/836.6	1:8.3	0.118	0.072	0.03	30.82	32.20	1.374	**0.162**	0.099	22.0
Body Test Data at the worst case with Battery 2#												
Back side	GSM	190/836.6	1:8.3	0.115	0.071	0.15	30.82	32.20	1.374	0.158	0.097	22.0
Hotspot Test data(Separate 10mm)												
Front side	GPRS 3TS	190/836.6	1:2.77	0.343	0.199	-0.09	27.25	29.20	1.567	0.537	0.312	22.0
Back side	GPRS 3TS	190/836.6	1:2.77	0.380	0.223	0.13	27.25	29.20	1.567	**0.595**	0.349	22.0
Left side	GPRS 3TS	190/836.6	1:2.77	0.081	0.056	0.19	27.25	29.20	1.567	0.127	0.088	22.0
Right side	GPRS 3TS	190/836.6	1:2.77	0.295	0.204	0.14	27.25	29.20	1.567	0.462	0.320	22.0
Bottom side	GPRS 3TS	190/836.6	1:2.77	0.318	0.180	0.07	27.25	29.20	1.567	0.498	0.282	22.0
Body Test Data at the worst case with Battery 2#												
Back side	GPRS 3TS	190/836.6	1:2.77	0.262	0.156	-0.06	27.25	29.20	1.567	0.410	0.244	22.0

Table 25： SAR of GSM850 for Head and Body

Note:

1) The maximum measured SAR value and Scaled SAR value are marked in bold. Graph results refer to Appendix B.

2) Per FCC KDB Publication 447498 D01, if the reported (scaled) SAR measured at the middle channel or highest output power channel for each test configuration is ≤ 0.8 W/kg then testing at the other channels is not required for such test configuration(s).

Unless otherwise stated the results shown in this test report refer only to the sample(s) tested and such sample(s) are retained for 90 days only.
除非另有說明，此報告結果僅對測試之樣品負責，同時此樣品僅保留90天。本報告未經本公司書面許可，不可部份複製。
This document is issued by the Company subject to its General Conditions of Service printed overleaf, available on request or accessible at www.sgs.com/terms_and_conditions.htm and for electronic format documents, subject to Terms and Conditions for Electronic Documents at www.sgs.com/terms_e-document.htm. Attention is drawn to the limitation of liability, indemnification and jurisdiction issues defined therein. Any holder of this document is advised that information contained hereon reflects the Company's findings at the time of its intervention only and within the limits of Client's instructions, if any. The Company's sole responsibility is to its Client and this document does not exonerate parties to a transaction from exercising all their rights and obligations under the transaction documents. This document cannot be reproduced except in full, without prior written approval of the Company. Any unauthorized alteration, forgery or falsification of the content or appearance of this document is unlawful and offenders may be prosecuted to the fullest extent of the law.

8.4.2 SAR Result of GSM1900

Ant 2 Test Record												
Test position	Test mode	Test ch./Freq.	Duty Cycle	SAR (W/kg) 1-g	SAR (W/kg) 10-g	Power drift (dB)	Conducted Power(dBm)	Tune up Limit (dBm)	Scaled factor	Scaled SAR 1-g (W/kg)	Scaled SAR 10-g (W/kg)	Liquid Temp.(℃)
Head Test Data												
Left cheek	GSM	661/1880	1:8.3	0.599	0.293	0.07	24.45	25.30	1.216	0.728	0.356	22.0
Left tilted	GSM	661/1880	1:8.3	0.652	0.314	-0.06	24.45	25.30	1.216	0.793	0.382	22.0
Right cheek	GSM	661/1880	1:8.3	0.698	0.320	-0.02	24.45	25.30	1.216	0.849	0.389	22.0
Right cheek	GSM	512/1850.2	1:8.3	0.648	0.314	0.04	24.43	25.30	1.222	0.792	0.384	22.0
Right cheek	GSM	810/1909.8	1:8.3	0.650	0.312	0.00	24.31	25.30	1.256	0.816	0.392	22.0
Right tilted	GSM	661/1880	1:8.3	0.711	0.325	0.00	24.45	25.30	1.216	0.865	0.395	22.0
Right tilted	GSM	512/1850.2	1:8.3	0.692	0.319	0.03	24.43	25.30	1.222	0.845	0.390	22.0
Right tilted	GSM	810/1909.8	1:8.3	0.719	0.327	0.01	24.31	25.30	1.256	**0.903**	0.411	22.0
Head Test Data at the worst case with Battery 2#												
Right tilted	GSM	810/1909.8	1:8.3	0.674	0.308	-0.01	24.31	25.30	1.256	0.847	0.387	22.0
Body worn Test data(Separate 15mm)												
Front side	GSM	661/1880	1:8.3	0.088	0.052	0.00	25.67	26.40	1.183	0.061	0.061	22.0
Back side	GSM	661/1880	1:8.3	0.129	0.075	0.05	25.67	26.40	1.183	**0.089**	0.089	22.0
Body Test Data at the worst case with Battery 2#												
Back side	GSM	661/1880	1:8.3	0.125	0.073	0.17	25.67	26.40	1.183	0.086	0.086	22.0
Hotspot Test data(Separate 10mm)												
Front side	GPRS 4TS	661/1880	1:2.075	0.180	0.102	0.06	21.89	22.50	1.151	0.207	0.117	22.0
Back side	GPRS 4TS	661/1880	1:2.075	0.259	0.147	0.02	21.89	22.50	1.151	0.298	0.169	22.0
Left side	GPRS 4TS	661/1880	1:2.075	0.032	0.018	0.06	21.89	22.50	1.151	0.037	0.021	22.0
Top side	GPRS 4TS	661/1880	1:2.075	0.289	0.153	-0.02	21.89	22.50	1.151	**0.333**	0.176	22.0
Body Test Data at the worst case with Battery 2#												
Top side	GPRS 4TS	661/1880	1:2.075	0.282	0.149	-0.16	21.89	22.50	1.151	0.325	0.171	22.0
Ant 2 Additional Test data(simultaneous transmission with WWAN+WLAN 2.4G(Chain0)+WLAN 5G(Chain1) Receiver on)												
Test position	Test mode	Test ch./Freq.	Duty Cycle	SAR (W/kg) 1-g	SAR (W/kg) 10-g	Power drift (dB)	Conducted Power(dBm)	Tune up Limit (dBm)	Scaled factor	Scaled SAR 1-g (W/kg)	Scaled SAR 10-g (W/kg)	Liquid Temp.(℃)
Head Test Data												
Left cheek	GSM	661/1880	1:8.3	0.402	0.196	-0.03	22.82	23.60	1.197	0.481	0.235	22.0
Left tilted	GSM	661/1880	1:8.3	0.435	0.219	0.02	22.82	23.60	1.197	0.521	0.262	22.0
Ant 2 Additional Test data(simultaneous transmission with WWAN+WLAN 2.4G Receiver on/ WWAN+WLAN 2.4G(Chain1)+BT Receiver on/WWAN+WLAN 5G Receiver on/WWAN+WLAN 5G+BT Receiver on												
Test position	Test mode	Test ch./Freq.	Duty Cycle	SAR (W/kg) 1-g	SAR (W/kg) 10-g	Power drift (dB)	Conducted Power(dBm)	Tune up Limit (dBm)	Scaled factor	Scaled SAR 1-g (W/kg)	Scaled SAR 10-g (W/kg)	Liquid Temp.(℃)
Head Test Data												
Left cheek	GSM	661/1880	1:8.3	0.476	0.229	-0.01	23.91	24.60	1.172	0.558	0.268	22.0
Left tilted	GSM	661/1880	1:8.3	0.535	0.242	0.05	23.91	24.60	1.172	0.627	0.284	22.0

Unless otherwise stated the results shown in this test report refer only to the sample(s) tested and such sample(s) are retained for 90 days only.
除非另有說明，此報告結果僅對測試之樣品負責，同時此樣品僅保留90天。本報告未經本公司書面許可，不可部份複製。
This document is issued by the Company subject to its General Conditions of Service printed overleaf, available on request or accessible at www.sgs.com/terms_and_conditions.htm and for electronic format documents, subject to Terms and Conditions for Electronic Documents at www.sgs.com/terms_e-document.htm. Attention is drawn to the limitation of liability, indemnification and jurisdiction issues defined therein. Any holder of this document is advised that information contained hereon reflects the Company's findings at the time of its intervention only and within the limits of Client's instructions, if any. The Company's sole responsibility is to its Client and this document does not exonerate parties to a transaction from exercising all their rights and obligations under the transaction documents. This document cannot be reproduced except in full, without prior written approval of the Company. Any unauthorized alteration, forgery or falsification of the content or appearance of this document is unlawful and offenders may be prosecuted to the fullest extent of the law.

Ant 3 Test Record												
Test position	Test mode	Test ch./Freq.	Duty Cycle	SAR (W/kg) 1-g	SAR (W/kg) 10-g	Power drift (dB)	Conducted Power(dBm)	Tune up Limit(dBm)	Scaled factor	Scaled SAR 1-g (W/kg)	Scaled SAR 10-g (W/kg)	Liquid Temp.(℃)
Head Test Data												
Left cheek	GSM	661/1880	1:8.3	0.035	0.021	0.13	28.79	30.00	1.321	0.028	0.028	22.0
Left tilted	GSM	661/1880	1:8.3	0.051	0.030	0.12	28.79	30.00	1.321	0.039	0.039	22.0
Right cheek	GSM	661/1880	1:8.3	0.071	0.048	0.15	28.79	30.00	1.321	0.063	0.063	22.0
Right tilted	GSM	661/1880	1:8.3	0.053	0.036	0.04	28.79	30.00	1.321	0.047	0.047	22.0
Head Test Data at the worst case with Battery 2#												
Right cheek	GSM	661/1880	1:8.3	0.081	0.055	0.03	28.79	30.00	1.321	**0.073**	0.073	22.0
Body worn Test data(Separate 15mm)												
Front side	GSM	661/1880	1:8.3	0.060	0.036	-0.12	28.79	30.00	1.321	0.048	0.048	22.0
Back side	GSM	661/1880	1:8.3	0.072	0.048	0.06	28.79	30.00	1.321	**0.063**	0.063	22.0
Body Test Data at the worst case with Battery 2#												
Back side	GSM	661/1880	1:8.3	0.071	0.046	0.07	28.79	30.00	1.321	0.061	0.061	22.0
Hotspot Test data(Separate 10mm)												
Front side	GPRS 4TS	661/1880	1:2.075	0.111	0.067	-0.10	23.82	25.50	1.472	0.163	0.098	22.0
Back side	GPRS 4TS	661/1880	1:2.075	0.117	0.072	-0.03	23.82	25.50	1.472	0.172	0.106	22.0
Left side	GPRS 4TS	661/1880	1:2.075	0.021	0.011	-0.05	23.82	25.50	1.472	0.031	0.017	22.0
Right side	GPRS 4TS	661/1880	1:2.075	0.151	0.087	-0.03	23.82	25.50	1.472	**0.222**	0.128	22.0
Bottom side	GPRS 4TS	661/1880	1:2.075	0.129	0.069	0.01	23.82	25.50	1.472	0.190	0.102	22.0
Body Test Data at the worst case with Battery 2#												
Right side	GPRS 4TS	661/1880	1:2.075	0.149	0.085	-0.02	23.82	25.50	1.472	0.219	0.125	22.0

Table 26：SAR of GSM1900 for Head and Body.

Note:

1) The maximum measured SAR value and Scaled SAR value are marked in bold. Graph results refer to Appendix B.

2) Per FCC KDB Publication 447498 D01, if the reported (scaled) SAR measured at the middle channel or highest output power channel for each test configuration is ≤ 0.8 W/kg then testing at the other channels is not required for such test configuration(s).

Unless otherwise stated the results shown in this test report refer only to the sample(s) tested and such sample(s) are retained for 90 days only.
除非另有說明，此報告結果僅對測試之樣品負責，同時此樣品僅保留90天。本報告未經本公司書面許可，不可部份複製。
This document is issued by the Company subject to its General Conditions of Service printed overleaf, available on request or accessible at www.sgs.com/terms_and_conditions.htm and for electronic format documents, subject to Terms and Conditions for Electronic Documents at www.sgs.com/terms_e-document.htm. Attention is drawn to the limitation of liability, indemnification and jurisdiction issues defined therein. Any holder of this document is advised that information contained hereon reflects the Company's findings at the time of its intervention only and within the limits of Client's instructions, if any. The Company's sole responsibility is to its Client and this document does not exonerate parties to a transaction from exercising all their rights and obligations under the transaction documents. This document cannot be reproduced except in full, without prior written approval of the Company. Any unauthorized alteration, forgery or falsification of the content or appearance of this document is unlawful and offenders may be prosecuted to the fullest extent of the law.

8.4.3 SAR Result of WCDMA Band II

Ant 2 Test Record												
Test position	Test mode	Test ch./Freq.	Duty Cycle	SAR (W/kg) 1-g	SAR (W/kg) 10-g	Power drift (dB)	Conducted Power (dBm)	Tune up Limit (dBm)	Scaled factor	Scaled SAR 1-g (W/kg)	Scaled SAR 10-g (W/kg)	Liquid Temp.(℃)
Head Test Data												
Left cheek	RMC	9400/1880	1:1	0.336	0.169	0.11	14.63	15.30	1.167	0.392	0.197	22.0
Left tilted	RMC	9400/1880	1:1	0.327	0.173	0.03	14.63	15.30	1.167	0.382	0.202	22.0
Right cheek	RMC	9400/1880	1:1	0.465	0.213	0.07	14.63	15.30	1.167	0.543	0.249	22.0
Right tilted	RMC	9400/1880	1:1	0.590	0.275	0.12	14.63	15.30	1.167	**0.688**	0.321	22.0
Head Test Data at the worst case with Battery 2#												
Right tilted	RMC	9400/1880	1:1	0.582	0.271	0.09	14.63	15.30	1.167	0.679	0.316	22.0
Body worn Test data(Separate 15mm)												
Front side	RMC	9400/1880	1:1	0.135	0.079	0.11	17.48	18.20	1.180	0.159	0.094	22.0
Back side	RMC	9400/1880	1:1	0.180	0.106	0.03	17.48	18.20	1.180	**0.212**	0.125	22.0
Body Test Data at the worst case with Battery 2#												
Back side	RMC	9400/1880	1:1	0.174	0.103	0.04	17.48	18.20	1.180	0.205	0.122	22.0
Hotspot Test data(Separate 10mm)												
Front side	RMC	9400/1880	1:1	0.247	0.132	0.06	17.48	18.20	1.180	0.292	0.156	22.0
Back side	RMC	9400/1880	1:1	0.329	0.186	0.19	17.48	18.20	1.180	0.388	0.220	22.0
Left side	RMC	9400/1880	1:1	0.048	0.027	0.03	17.48	18.20	1.180	0.056	0.031	22.0
Top side	RMC	9400/1880	1:1	0.513	0.271	0.08	17.48	18.20	1.180	**0.606**	0.320	22.0
Body Test Data at the worst case with Battery 2#												
Top side	RMC	9400/1880	1:1	0.495	0.262	0.04	17.48	18.20	1.180	0.584	0.309	22.0
Ant 3 Test Record												
Test position	Test mode	Test ch./Freq.	Duty Cycle	SAR (W/kg) 1-g	SAR (W/kg) 10-g	Power drift (dB)	Conducted Power (dBm)	Tune up Limit (dBm)	Scaled factor	Scaled SAR 1-g (W/kg)	Scaled SAR 10-g (W/kg)	Liquid Temp.(℃)
Head Test Data												
Left cheek	RMC	9400/1880	1:1	0.065	0.040	0.09	22.52	23.50	1.253	0.050	22.0	22.0
Left tilted	RMC	9400/1880	1:1	0.090	0.051	0.07	22.52	23.50	1.253	0.064	22.0	22.0
Right cheek	RMC	9400/1880	1:1	0.156	0.101	0.07	22.52	23.50	1.253	**0.127**	22.0	22.0
Right tilted	RMC	9400/1880	1:1	0.087	0.051	0.06	22.52	23.50	1.253	0.063	22.0	22.0
Head Test Data at the worst case with Battery 2#												
Right cheek	RMC	9400/1880	1:1	0.120	0.078	0.02	22.52	23.50	1.253	0.098	22.0	22.0
Body worn Test data(Separate 15mm)												
Front side	RMC	9400/1880	1:1	0.108	0.065	-0.08	22.52	23.50	1.253	0.135	0.082	22.0
Back side	RMC	9400/1880	1:1	0.127	0.084	-0.16	22.52	23.50	1.253	**0.159**	0.106	22.0
Body Test Data at the worst case with Battery 2#												
Back side	RMC	9400/1880	1:1	0.122	0.081	-0.14	22.52	23.50	1.253	0.153	0.102	22.0
Hotspot Test data(Separate 10mm)												
Front side	RMC	9400/1880	1:1	0.192	0.112	-0.03	22.52	23.50	1.253	0.241	0.140	22.0
Back side	RMC	9400/1880	1:1	0.208	0.128	-0.06	22.52	23.50	1.253	0.261	0.160	22.0
Left side	RMC	9400/1880	1:1	0.051	0.028	-0.18	22.52	23.50	1.253	0.063	0.035	22.0
Right side	RMC	9400/1880	1:1	0.270	0.158	-0.04	22.52	23.50	1.253	**0.338**	0.198	22.0
Bottom side	RMC	9400/1880	1:1	0.247	0.134	-0.18	22.52	23.50	1.253	0.310	0.168	22.0
Body Test Data at the worst case with Battery 2#												
Right side	RMC	9400/1880	1:1	0.261	0.153	0.11	22.52	23.50	1.253	0.327	0.192	22.0

Table 27：SAR of WCDMA Band II for Head and Body.

Note:

1) The maximum measured SAR value and Scaled SAR value are marked in bold. Graph results refer to Appendix B.

2) Per FCC KDB Publication 447498 D01, if the reported (scaled) SAR measured at the middle channel or highest output power channel for each test configuration is ≤ 0.8 W/kg then testing at the other channels is not required for such test configuration(s).

Unless otherwise stated the results shown in this test report refer only to the sample(s) tested and such sample(s) are retained for 90 days only.
除非另有說明，此報告結果僅對測試之樣品負責，同時此樣品僅保留90天。本報告未經本公司書面許可，不可部份複製。
This document is issued by the Company subject to its General Conditions of Service printed overleaf, available on request or accessible at www.sgs.com/terms_and_conditions.htm and for electronic format documents, subject to Terms and Conditions for Electronic Documents at www.sgs.com/terms_e-document.htm. Attention is drawn to the limitation of liability, indemnification and jurisdiction issues defined therein. Any holder of this document is advised that information contained hereon reflects the Company's findings at the time of its intervention only and within the limits of Client's instructions, if any. The Company's sole responsibility is to its Client and this document does not exonerate parties to a transaction from exercising all their rights and obligations under the transaction documents. This document cannot be reproduced except in full, without prior written approval of the Company. Any unauthorized alteration, forgery or falsification of the content or appearance of this document is unlawful and offenders may be prosecuted to the fullest extent of the law.

8.4.1 SAR Result of WCDMA Band IV

Ant 2 Test Record												
Test position	Test mode	Test ch./Freq.	Duty Cycle	SAR (W/kg) 1-g	SAR (W/kg) 10-g	Power drift (dB)	Conducted Power(dBm)	Tune up Limit(dBm)	Scaled factor	Scaled SAR 1-g (W/kg)	Scaled SAR 10-g (W/kg)	Liquid Temp.(℃)
Head Test Data												
Left cheek	RMC	1412/1732.4	1:1	0.315	0.159	-0.03	15.09	15.80	1.178	0.371	0.187	22.0
Left tilted	RMC	1412/1732.4	1:1	0.424	0.210	0.15	15.09	15.80	1.178	0.499	0.247	22.0
Right cheek	RMC	1412/1732.4	1:1	0.527	0.243	0.17	15.09	15.80	1.178	0.621	0.286	22.0
Right tilted	RMC	1412/1732.4	1:1	0.645	0.298	0.19	15.09	15.80	1.178	**0.760**	0.351	22.0
Head Test Data at the worst case with Battery 2#												
Right tilted	RMC	1412/1732.4	1:1	0.618	0.286	0.10	15.09	15.80	1.178	0.728	0.337	22.0
Body worn Test data(Separate 15mm)												
Front side	RMC	1412/1732.4	1:1	0.104	0.062	-0.07	17.63	18.30	1.167	0.121	0.072	22.0
Back side	RMC	1412/1732.4	1:1	0.132	0.078	-0.09	17.63	18.30	1.167	**0.154**	0.091	22.0
Body Test Data at the worst case with Battery 2#												
Back side	RMC	1412/1732.4	1:1	0.130	0.076	0.11	17.63	18.30	1.167	0.152	0.089	22.0
Hotspot Test data(Separate 10mm)												
Front side	RMC	1412/1732.4	1:1	0.216	0.118	0.05	17.63	18.30	1.167	0.252	0.138	22.0
Back side	RMC	1412/1732.4	1:1	0.290	0.161	0.14	17.63	18.30	1.167	0.338	0.188	22.0
Left side	RMC	1412/1732.4	1:1	0.062	0.037	-0.16	17.63	18.30	1.167	0.073	0.043	22.0
Top side	RMC	1412/1732.4	1:1	0.359	0.189	-0.04	17.63	18.30	1.167	**0.419**	0.221	22.0
Body Test Data at the worst case with Battery 2#												
Top side	RMC	1412/1732.4	1:1	0.352	0.185	-0.02	17.63	18.30	1.167	0.411	0.216	22.0
Ant 3 Test Record												
Test position	Test mode	Test ch./Freq.	Duty Cycle	SAR (W/kg) 1-g	SAR (W/kg) 10-g	Power drift (dB)	Conducted Power(dBm)	Tune up Limit(dBm)	Scaled factor	Scaled SAR 1-g (W/kg)	Scaled SAR 10-g (W/kg)	Liquid Temp.(℃)
Head Test Data												
Left cheek	RMC	1412/1732.4	1:1	0.029	0.020	-0.01	22.81	23.70	1.227	0.035	0.024	22.0
Left tilted	RMC	1412/1732.4	1:1	0.034	0.022	0.04	22.81	23.70	1.227	0.042	0.027	22.0
Right cheek	RMC	1412/1732.4	1:1	0.048	0.031	0.09	22.81	23.70	1.227	**0.058**	0.038	22.0
Right tilted	RMC	1412/1732.4	1:1	0.036	0.023	-0.01	22.81	23.70	1.227	0.044	0.028	22.0
Head Test Data at the worst case with Battery 2#												
Right cheek	RMC	1412/1732.4	1:1	0.047	0.030	0.01	22.81	23.70	1.227	0.057	0.037	22.0
Body worn Test data(Separate 15mm)												
Front side	RMC	1412/1732.4	1:1	0.032	0.019	-0.06	22.81	23.70	1.227	0.039	0.023	22.0
Back side	RMC	1412/1732.4	1:1	0.050	0.033	0.04	22.81	23.70	1.227	**0.061**	0.041	22.0
Body Test Data at the worst case with Battery 2#												
Back side	RMC	1412/1732.4	1:1	0.049	0.033	0.01	22.81	23.70	1.227	0.060	0.040	22.0
Hotspot Test data(Separate 10mm)												
Front side	RMC	1412/1732.4	1:1	0.068	0.038	0.07	22.81	23.70	1.227	0.083	0.047	22.0
Back side	RMC	1412/1732.4	1:1	0.072	0.041	0.01	22.81	23.70	1.227	0.088	0.050	22.0
Left side	RMC	1412/1732.4	1:1	0.020	0.012	0.04	22.81	23.70	1.227	0.025	0.014	22.0
Right side	RMC	1412/1732.4	1:1	0.072	0.042	-0.05	22.81	23.70	1.227	0.088	0.051	22.0
Bottom side	RMC	1412/1732.4	1:1	0.088	0.047	-0.02	22.81	23.70	1.227	**0.108**	0.057	22.0
Body Test Data at the worst case with Battery 2#												
Bottom side	RMC	1412/1732.4	1:1	0.086	0.046	0.07	22.81	23.70	1.227	0.105	0.056	22.0

Table 28：SAR of WCDMA Band IV for Head and Body.

Note:

1) The maximum measured SAR value and Scaled SAR value are marked in bold. Graph results refer to Appendix B.

2) Per FCC KDB Publication 447498 D01, if the reported (scaled) SAR measured at the middle channel or highest output power channel for each test configuration is ≤ 0.8 W/kg then testing at the other channels is not required for such test configuration(s).

Unless otherwise stated the results shown in this test report refer only to the sample(s) tested and such sample(s) are retained for 90 days only.
除非另有說明，此報告結果僅對測試之樣品負責，同時此樣品僅保留90天。本報告未經本公司書面許可，不可部份複製。
This document is issued by the Company subject to its General Conditions of Service printed overleaf, available on request or accessible at www.sgs.com/terms_and_conditions.htm and for electronic format documents, subject to Terms and Conditions for Electronic Documents at www.sgs.com/terms_e-document.htm. Attention is drawn to the limitation of liability, indemnification and jurisdiction issues defined therein. Any holder of this document is advised that information contained hereon reflects the Company's findings at the time of its intervention only and within the limits of Client's instructions, if any. The Company's sole responsibility is to its Client and this document does not exonerate parties to a transaction from exercising all their rights and obligations under the transaction documents. This document cannot be reproduced except in full, without prior written approval of the Company. Any unauthorized alteration, forgery or falsification of the content or appearance of this document is unlawful and offenders may be prosecuted to the fullest extent of the law.

8.4.2 SAR Result of WCDMA Band V

Ant 0 Test Record												
Test position	Test mode	Test ch./Freq.	Duty Cycle	SAR (W/kg) 1-g	SAR (W/kg) 10-g	Power drift (dB)	Conducted Power(dBm)	Tune up Limit(dBm)	Scaled factor	Scaled SAR 1-g (W/kg)	Scaled SAR 10-g (W/kg)	Liquid Temp.(℃)
Head Test Data												
Left cheek	RMC	4182/836.4	1:1	0.728	0.407	0.19	24.22	25.00	1.197	0.871	0.487	22.0
Left cheek	RMC	4132/826.4	1:1	0.719	0.402	0.18	24.18	25.00	1.208	0.868	0.486	22.0
Left cheek	RMC	4233/846.6	1:1	0.735	0.412	0.06	24.09	25.00	1.233	0.906	0.508	22.0
Left tilted	RMC	4182/836.4	1:1	0.175	0.115	-0.03	24.22	25.00	1.197	0.209	0.138	22.0
Right cheek	RMC	4182/836.4	1:1	0.759	0.380	-0.15	24.22	25.00	1.197	0.908	0.455	22.0
Right cheek	RMC	4132/826.4	1:1	0.796	0.398	0.10	24.18	25.00	1.208	0.961	0.481	22.0
Right cheek	RMC	4233/846.6	1:1	0.797	0.403	0.12	24.09	25.00	1.233	**0.983**	0.497	22.0
Right tilted	RMC	4182/836.4	1:1	0.181	0.108	0.03	24.22	25.00	1.197	0.217	0.129	22.0
Head Test Data at the worst case with Battery 2#												
Right cheek	RMC	4233/846.6	1:1	0.780	0.394	0.12	24.09	25.00	1.233	0.962	0.486	22.0
Body worn Test data(Separate 15mm)												
Front side	RMC	4182/836.4	1:1	0.175	0.117	0.04	24.22	25.00	1.197	0.209	0.140	22.0
Back side	RMC	4182/836.4	1:1	0.256	0.164	-0.01	24.22	25.00	1.197	**0.306**	0.196	22.0
Body Test Data at the worst case with Battery 2#												
Back side	RMC	4182/836.4	1:1	0.252	0.162	-0.07	24.22	25.00	1.197	0.302	0.194	22.0
Hotspot Test data(Separate 10mm)												
Front side	RMC	4182/836.4	1:1	0.301	0.196	0.02	24.22	25.00	1.197	0.360	0.235	22.0
Back side	RMC	4182/836.4	1:1	0.412	0.273	-0.07	24.22	25.00	1.197	0.493	0.327	22.0
Left side	RMC	4182/836.4	1:1	0.569	0.320	0.10	24.22	25.00	1.197	**0.681**	0.383	22.0
Top side	RMC	4182/836.4	1:1	0.021	0.015	0.17	24.22	25.00	1.197	0.025	0.017	22.0
Body Test Data at the worst case with Battery 2#												
Left side	RMC	4182/836.4	1:1	0.564	0.317	0.07	24.22	25.00	1.197	0.675	0.379	22.0
Ant 0 Additional Test data(simultaneous transmission with WWAN+WLAN 2.4G(Chain0)+WLAN 5G(Chain1) Receiver on/ WWAN+WLAN 2.4G Receiver on/WWAN+WLAN 2.4G(Chain1)+BT Receiver on/ WWAN+WLAN 5G Receiver on/WWAN+WLAN 5G+BT Receiver on												
Test position	Test mode	Test ch./Freq.	Duty Cycle	SAR (W/kg) 1-g	SAR (W/kg) 10-g	Power drift (dB)	Conducted Power(dBm)	Tune up Limit(dBm)	Scaled factor	Scaled SAR 1-g (W/kg)	Scaled SAR 10-g (W/kg)	Liquid Temp.(℃)
Head Test Data												
Left cheek	RMC	4182/836.4	1:1	0.389	0.201	0.06	21.98	22.70	1.180	0.459	0.237	22.0
Right cheek	RMC	4182/836.4	1:1	0.438	0.221	0.11	21.98	22.70	1.180	0.517	0.261	22.0

Unless otherwise stated the results shown in this test report refer only to the sample(s) tested and such sample(s) are retained for 90 days only.
除非另有說明，此報告結果僅對測試之樣品負責，同時此樣品僅保留90天。本報告未經本公司書面許可，不可部份複製。
This document is issued by the Company subject to its General Conditions of Service printed overleaf, available on request or accessible at www.sgs.com/terms_and_conditions.htm and for electronic format documents, subject to Terms and Conditions for Electronic Documents at www.sgs.com/terms_e-document.htm. Attention is drawn to the limitation of liability, indemnification and jurisdiction issues defined therein. Any holder of this document is advised that information contained hereon reflects the Company's findings at the time of its intervention only and within the limits of Client's instructions, if any. The Company's sole responsibility is to its Client and this document does not exonerate parties to a transaction from exercising all their rights and obligations under the transaction documents. This document cannot be reproduced except in full, without prior written approval of the Company. Any unauthorized alteration, forgery or falsification of the content or appearance of this document is unlawful and offenders may be prosecuted to the fullest extent of the law.

Ant 1 Test Record												
Test position	Test mode	Test ch./Freq.	Duty Cycle	SAR (W/kg) 1-g	SAR (W/kg) 10-g	Power drift (dB)	Conducted Power(dBm)	Tune up Limit(dBm)	Scaled factor	Scaled SAR 1-g (W/kg)	Scaled SAR 10-g (W/kg)	Liquid Temp.(℃)
Head Test Data												
Left cheek	RMC	4182/836.4	1:1	0.207	0.160	0.06	24.31	25.00	1.172	0.243	0.188	22.0
Left tilted	RMC	4182/836.4	1:1	0.121	0.086	0.07	24.31	25.00	1.172	0.142	0.101	22.0
Right cheek	RMC	4182/836.4	1:1	0.271	0.199	0.09	24.31	25.00	1.172	0.318	0.233	22.0
Right tilted	RMC	4182/836.4	1:1	0.132	0.093	0.03	24.31	25.00	1.172	0.155	0.109	22.0
Head Test Data at the worst case with Battery 2#												
Right cheek	RMC	4182/836.4	1:1	0.300	0.222	-0.03	24.31	25.00	1.172	**0.352**	0.260	22.0
Body worn Test data(Separate 15mm)												
Front side	RMC	4182/836.4	1:1	0.187	0.121	-0.03	22.71	23.40	1.172	0.219	0.142	22.0
Back side	RMC	4182/836.4	1:1	0.216	0.130	0.09	22.71	23.40	1.172	**0.253**	0.152	22.0
Body Test Data at the worst case with Battery 2#												
Back side	RMC	4182/836.4	1:1	0.213	0.128	0.04	22.71	23.40	1.172	0.250	0.150	22.0
Hotspot Test data(Separate 10mm)												
Front side	RMC	4182/836.4	1:1	0.422	0.248	-0.05	22.71	23.40	1.172	0.495	0.291	22.0
Back side	RMC	4182/836.4	1:1	0.507	0.297	0.02	22.71	23.40	1.172	0.594	0.348	22.0
Left side	RMC	4182/836.4	1:1	0.117	0.081	0.03	22.71	23.40	1.172	0.137	0.095	22.0
Right side	RMC	4182/836.4	1:1	0.433	0.299	0.06	22.71	23.40	1.172	0.508	0.350	22.0
Bottom side	RMC	4182/836.4	1:1	0.413	0.235	0.01	22.71	23.40	1.172	0.484	0.275	22.0
Body Test Data at the worst case with Battery 2#												
Back side	RMC	4182/836.4	1:1	0.538	0.313	0.02	22.71	23.40	1.172	**0.631**	0.367	22.0

Table 29：SAR of WCDMA Band V for Head and Body.

Note:

1) The maximum measured SAR value and Scaled SAR value are marked in bold. Graph results refer to Appendix B.

2) Per FCC KDB Publication 447498 D01, if the reported (scaled) SAR measured at the middle channel or highest output power channel for each test configuration is ≤ 0.8 W/kg then testing at the other channels is not required for such test configuration(s).

Unless otherwise stated the results shown in this test report refer only to the sample(s) tested and such sample(s) are retained for 90 days only.
除非另有說明，此報告結果僅對測試之樣品負責，同時此樣品僅保留90天。本報告未經本公司書面許可，不可部份複製。
This document is issued by the Company subject to its General Conditions of Service printed overleaf, available on request or accessible at www.sgs.com/terms_and_conditions.htm and for electronic format documents, subject to Terms and Conditions for Electronic Documents at www.sgs.com/terms_e-document.htm. Attention is drawn to the limitation of liability, indemnification and jurisdiction issues defined therein. Any holder of this document is advised that information contained hereon reflects the Company's findings at the time of its intervention only and within the limits of Client's instructions, if any. The Company's sole responsibility is to its Client and this document does not exonerate parties to a transaction from exercising all their rights and obligations under the transaction documents. This document cannot be reproduced except in full, without prior written approval of the Company. Any unauthorized alteration, forgery or falsification of the content or appearance of this document is unlawful and offenders may be prosecuted to the fullest extent of the law.

8.4.1 SAR Result of LTE Band 2

Ant 2 Test Record														
Test position	Test mode			Test ch./Freq.	Duty Cycle	SAR (W/kg) 1-g	SAR (W/kg) 10-g	Power drift (dB)	Conducted Power(dBm)	Tune up Limit (dBm)	Scaled factor	Scaled SAR 1-g (W/kg)	Scaled SAR 10-g (W/kg)	Liquid Temp.(℃)
	BW.	Modulation	RB Size_ RB offset											
Head Test Data(1RB)														
Left cheek	20	QPSK	1_0	19100/1900	1:1	0.378	0.200	-0.09	15.22	16.00	1.197	0.452	0.239	22.1
Left tilted	20	QPSK	1_0	19100/1900	1:1	0.438	0.221	-0.04	15.22	16.00	1.197	0.524	0.264	22.1
Right cheek	20	QPSK	1_0	19100/1900	1:1	0.629	0.291	0.03	15.22	16.00	1.197	0.753	0.348	22.1
Right tilted	20	QPSK	1_0	19100/1900	1:1	0.734	0.338	0.05	15.22	16.00	1.197	0.878	0.404	22.1
Right tilted	20	QPSK	1_0	18700/1860	1:1	0.643	0.298	-0.06	15.16	16.00	1.213	0.780	0.362	22.1
Right tilted	20	QPSK	1_50	18900/1880	1:1	0.714	0.329	-0.01	15.20	16.00	1.202	0.858	0.396	22.1
Head Test Data(50%RB)														
Left cheek	20	QPSK	50_50	18900/1880	1:1	0.372	0.197	0.02	15.26	16.00	1.186	0.441	0.234	22.1
Left tilted	20	QPSK	50_50	18900/1880	1:1	0.443	0.224	-0.08	15.26	16.00	1.186	0.525	0.266	22.1
Right cheek	20	QPSK	50_50	18900/1880	1:1	0.540	0.276	-0.05	15.26	16.00	1.186	0.640	0.327	22.1
Right tilted	20	QPSK	50_50	18900/1880	1:1	0.749	0.345	0.03	15.26	16.00	1.186	0.888	0.409	22.1
Right tilted	20	QPSK	50_0	18700/1860	1:1	0.671	0.310	-0.02	15.19	16.00	1.205	0.809	0.374	22.1
Right tilted	20	QPSK	50_50	19100/1900	1:1	0.765	0.351	0.04	15.18	16.00	1.208	**0.924**	0.424	22.1
Head Test Data(100%RB)														
Right tilted	20	QPSK	100_0	19100/1900	1:1	0.760	0.349	0.05	15.26	16.00	1.186	0.901	0.414	22.1
Head Test Data at the worst case with Battery 2#														
Right tilted	20	QPSK	50_50	19100/1900	1:1	0.742	0.341	0.02	15.18	16.00	1.208	0.896	0.412	22.1
Body worn Test data(Separate 15mm 1RB)														
Front side	20	QPSK	1_99	19100/1900	1:1	0.160	0.095	0.02	18.61	19.10	1.119	0.179	0.106	22.1
Back side	20	QPSK	1_99	19100/1900	1:1	0.201	0.118	0.04	18.61	19.10	1.119	0.225	0.132	22.1
Body worn Test data(Separate 15mm 50%RB)														
Front side	20	QPSK	50_50	19100/1900	1:1	0.158	0.094	0.06	18.49	19.10	1.151	0.182	0.108	22.1
Back side	20	QPSK	50_50	19100/1900	1:1	0.203	0.120	0.07	18.49	19.10	1.151	**0.234**	0.138	22.1
Body worn Test data at the worst case with Battery 2#														
Back side	20	QPSK	50_50	19100/1900	1:1	0.195	0.115	0.03	18.49	19.10	1.151	0.224	0.132	22.1
Hotspot Test data(Separate 10mm 1RB)														
Front side	20	QPSK	1_99	19100/1900	1:1	0.290	0.167	0.01	18.61	19.10	1.119	0.325	0.187	22.1
Back side	20	QPSK	1_99	19100/1900	1:1	0.435	0.242	0.06	18.61	19.10	1.119	0.487	0.271	22.1
Left side	20	QPSK	1_99	19100/1900	1:1	0.056	0.031	0.02	18.61	19.10	1.119	0.062	0.034	22.1
Top side	20	QPSK	1_99	19100/1900	1:1	0.543	0.284	-0.01	18.61	19.10	1.119	0.608	0.318	22.1
Hotspot Test data(Separate 10mm 50%RB)														
Front side	20	QPSK	50_50	19100/1900	1:1	0.293	0.169	0.02	18.49	19.10	1.151	0.337	0.194	22.1
Back side	20	QPSK	50_50	19100/1900	1:1	0.444	0.247	0.01	18.49	19.10	1.151	0.511	0.284	22.1
Left side	20	QPSK	50_50	19100/1900	1:1	0.056	0.031	0.00	18.49	19.10	1.151	0.064	0.036	22.1
Top side	20	QPSK	50_50	19100/1900	1:1	0.551	0.288	-0.08	18.49	19.10	1.151	**0.634**	0.331	22.1
Body Test Data at the worst case with Battery 2#														
Top side	20	QPSK	50_50	19100/1900	1:1	0.535	0.280	-0.02	18.49	19.10	1.151	0.616	0.322	22.1

Unless otherwise stated the results shown in this test report refer only to the sample(s) tested and such sample(s) are retained for 90 days only.
除非另有說明，此報告結果僅對測試之樣品負責，同時此樣品僅保留90天。本報告未經本公司書面許可，不可部份複製。
This document is issued by the Company subject to its General Conditions of Service printed overleaf, available on request or accessible at www.sgs.com/terms_and_conditions.htm and for electronic format documents, subject to Terms and Conditions for Electronic Documents at www.sgs.com/terms_e-document.htm. Attention is drawn to the limitation of liability, indemnification and jurisdiction issues defined therein. Any holder of this document is advised that information contained hereon reflects the Company's findings at the time of its intervention only and within the limits of Client's instructions, if any. The Company's sole responsibility is to its Client and this document does not exonerate parties to a transaction from exercising all their rights and obligations under the transaction documents. This document cannot be reproduced except in full, without prior written approval of the Company. Any unauthorized alteration, forgery or falsification of the content or appearance of this document is unlawful and offenders may be prosecuted to the fullest extent of the law.

Ant 3 Test Record														
Test position	Test mode			Test ch./Freq.	Duty Cycle	SAR (W/kg) 1-g	SAR (W/kg) 10-g	Power drift (dB)	Conducted Power (dBm)	Tune up Limit (dBm)	Scaled factor	Scaled SAR 1-g (W/kg)	Scaled SAR 10-g (W/kg)	Liquid Temp.(℃)
	BW.	Modulation	RB Size_ RB offset											
Head Test Data(1RB)														
Left cheek	20	QPSK	1_0	18700/1860	1:1	0.064	0.039	0.05	22.78	23.00	1.052	0.067	0.041	22.1
Left tilted	20	QPSK	1_0	18700/1860	1:1	0.065	0.037	0.04	22.78	23.00	1.052	0.069	0.039	22.1
Right cheek	20	QPSK	1_0	18700/1860	1:1	0.087	0.060	-0.02	22.78	23.00	1.052	0.092	0.063	22.1
Right tilted	20	QPSK	1_0	18700/1860	1:1	0.068	0.039	0.15	22.78	23.00	1.052	0.072	0.041	22.1
Head Test Data(50%RB)														
Left cheek	20	QPSK	50_50	18900/1880	1:1	0.063	0.039	0.03	21.69	22.00	1.074	0.068	0.042	22.1
Left tilted	20	QPSK	50_50	18900/1880	1:1	0.065	0.037	-0.02	21.69	22.00	1.074	0.069	0.039	22.1
Right cheek	20	QPSK	50_50	18900/1880	1:1	0.082	0.055	0.03	21.69	22.00	1.074	0.088	0.059	22.1
Right tilted	20	QPSK	50_50	18900/1880	1:1	0.071	0.039	0.12	21.69	22.00	1.074	0.076	0.042	22.1
Head Test Data at the worst case with Battery 2#														
Right cheek	20	QPSK	1_0	18700/1860	1:1	0.131	0.086	0.07	22.78	23.00	1.052	**0.138**	0.090	22.1
Body worn Test data(Separate 15mm 1RB)														
Front side	20	QPSK	1_0	18700/1860	1:1	0.088	0.053	-0.02	22.78	23.00	1.052	0.092	0.056	22.1
Back side	20	QPSK	1_0	18700/1860	1:1	0.111	0.074	-0.08	22.78	23.00	1.052	**0.117**	0.078	22.1
Body worn Test data(Separate 15mm 50%RB)														
Front side	20	QPSK	50_50	18900/1880	1:1	0.085	0.051	0.06	21.69	22.00	1.074	0.091	0.055	22.1
Back side	20	QPSK	50_50	18900/1880	1:1	0.105	0.069	-0.07	21.69	22.00	1.074	0.113	0.074	22.1
Body worn Test data at the worst case with Battery 2#														
Back side	20	QPSK	1_0	18700/1860	1:1	0.107	0.072	0.04	22.78	23.00	1.052	0.113	0.075	22.1
Hotspot Test data(Separate 10mm 1RB)														
Front side	20	QPSK	1_0	18700/1860	1:1	0.153	0.090	0.01	22.78	23.00	1.052	0.161	0.094	22.1
Back side	20	QPSK	1_0	18700/1860	1:1	0.173	0.107	-0.02	22.78	23.00	1.052	0.182	0.113	22.1
Left side	20	QPSK	1_0	18700/1860	1:1	0.039	0.022	0.08	22.78	23.00	1.052	0.041	0.023	22.1
Right side	20	QPSK	1_0	18700/1860	1:1	0.192	0.112	-0.14	22.78	23.00	1.052	0.202	0.118	22.1
Bottom side	20	QPSK	1_0	18700/1860	1:1	0.209	0.112	0.04	22.78	23.00	1.052	**0.220**	0.118	22.1
Hotspot Test data(Separate 10mm 50%RB)														
Front side	20	QPSK	50_50	18900/1880	1:1	0.146	0.085	-0.06	21.69	22.00	1.074	0.157	0.092	22.1
Back side	20	QPSK	50_50	18900/1880	1:1	0.162	0.099	-0.02	21.69	22.00	1.074	0.174	0.106	22.1
Left side	20	QPSK	50_50	18900/1880	1:1	0.037	0.020	-0.03	21.69	22.00	1.074	0.040	0.022	22.1
Right side	20	QPSK	50_50	18900/1880	1:1	0.176	0.102	-0.11	21.69	22.00	1.074	0.189	0.110	22.1
Bottom side	20	QPSK	50_50	18900/1880	1:1	0.186	0.099	0.09	21.69	22.00	1.074	0.200	0.106	22.1
Body Test Data at the worst case with Battery 2#														
Bottom side	20	QPSK	1_0	18700/1860	1:1	0.201	0.108	0.11	22.78	23.00	1.052	0.211	0.114	22.1

Table 30：SAR of LTE Band 2 for Head and Body.

Note:

1) The maximum measured SAR value and Scaled SAR value are marked in bold. Graph results refer to Appendix B.

2) Per FCC KDB Publication 447498 D01, if the reported (scaled) SAR measured at the middle channel or highest output power channel for each test configuration is ≤ 0.8 W/kg then testing at the other channels is not required for such test configuration(s).

Unless otherwise stated the results shown in this test report refer only to the sample(s) tested and such sample(s) are retained for 90 days only.
除非另有說明，此報告結果僅對測試之樣品負責，同時此樣品僅保留90天。本報告未經本公司書面許可，不可部份複製。
This document is issued by the Company subject to its General Conditions of Service printed overleaf, available on request or accessible at www.sgs.com/terms_and_conditions.htm and for electronic format documents, subject to Terms and Conditions for Electronic Documents at www.sgs.com/terms_e-document.htm. Attention is drawn to the limitation of liability, indemnification and jurisdiction issues defined therein. Any holder of this document is advised that information contained hereon reflects the Company's findings at the time of its intervention only and within the limits of Client's instructions, if any. The Company's sole responsibility is to its Client and this document does not exonerate parties to a transaction from exercising all their rights and obligations under the transaction documents. This document cannot be reproduced except in full, without prior written approval of the Company. Any unauthorized alteration, forgery or falsification of the content or appearance of this document is unlawful and offenders may be prosecuted to the fullest extent of the law.

8.4.2 SAR Result of LTE Band 4

Ant 2 Test Record														
Test position	Test mode			Test ch./Freq.	Duty Cycle	SAR (W/kg) 1-g	SAR (W/kg) 10-g	Power drift (dB)	Conducted Power (dBm)	Tune up Limit (dBm)	Scaled factor	Scaled SAR 1-g (W/kg)	Scaled SAR 10-g (W/kg)	Liquid Temp.(℃)
	BW.	Modulation	RB Size_ RB offset											
Head Test Data(1RB)														
Left cheek	20	QPSK	1_50	20175/1732.5	1:1	0.338	0.169	0.02	15.28	16.00	1.180	0.399	0.199	22.1
Left tilted	20	QPSK	1_50	20175/1732.5	1:1	0.525	0.260	0.17	15.28	16.00	1.180	0.620	0.307	22.1
Right cheek	20	QPSK	1_50	20175/1732.5	1:1	0.452	0.210	0.16	15.28	16.00	1.180	0.534	0.248	22.1
Right tilted	20	QPSK	1_50	20175/1732.5	1:1	0.692	0.321	0.08	15.28	16.00	1.180	0.817	0.379	22.1
Right tilted	20	QPSK	1_0	20050/1720	1:1	0.712	0.334	-0.07	15.28	16.00	1.180	**0.840**	0.394	22.1
Right tilted	20	QPSK	1_50	20300/1745	1:1	0.584	0.251	0.04	15.15	16.00	1.216	0.710	0.305	22.1
Head Test Data(50%RB)														
Left cheek	20	QPSK	50_25	20050/1720	1:1	0.336	0.169	0.11	15.34	16.00	1.164	0.391	0.197	22.1
Left tilted	20	QPSK	50_25	20050/1720	1:1	0.529	0.261	0.08	15.34	16.00	1.164	0.616	0.304	22.1
Right cheek	20	QPSK	50_25	20050/1720	1:1	0.458	0.213	0.19	15.34	16.00	1.164	0.533	0.248	22.1
Right tilted	20	QPSK	50_25	20050/1720	1:1	0.692	0.320	0.02	15.34	16.00	1.164	0.806	0.373	22.1
Right tilted	20	QPSK	50_50	20175/1732.5	1:1	0.593	0.255	0.19	15.25	16.00	1.189	0.705	0.303	22.1
Right tilted	20	QPSK	50_25	20300/1745	1:1	0.594	0.256	0.07	15.21	16.00	1.199	0.713	0.307	22.1
Head Test Data(100%RB)														
Right tilted	20	QPSK	100_0	20175/1732.5	1:1	0.586	0.252	0.17	15.21	16.00	1.199	0.703	0.302	22.1
Head Test Data at the worst case with Battery 2#														
Right tilted	20	QPSK	1_0	20050/1720	1:1	0.685	0.322	-0.09	15.28	16.00	1.180	0.809	0.380	22.1
Body worn Test data(Separate 15mm 1RB)														
Front side	20	QPSK	1_0	20050/1720	1:1	0.133	0.078	-0.03	18.80	19.20	1.096	0.146	0.086	22.1
Back side	20	QPSK	1_0	20050/1720	1:1	0.176	0.103	0.00	18.80	19.20	1.096	0.193	0.113	22.1
Body worn Test data(Separate 15mm 50%RB)														
Front side	20	QPSK	50_0	20050/1720	1:1	0.137	0.080	0.12	18.69	19.20	1.125	0.154	0.090	22.1
Back side	20	QPSK	50_0	20050/1720	1:1	0.182	0.107	0.16	18.69	19.20	1.125	**0.205**	0.120	22.1
Body worn Test data at the worst case with Battery 2#														
Back side	20	QPSK	50_0	20050/1720	1:1	0.175	0.103	0.14	18.69	19.20	1.125	0.197	0.116	22.1
Hotspot Test data(Separate 10mm 1RB)														
Front side	20	QPSK	1_0	20050/1720	1:1	0.245	0.139	0.05	18.80	19.20	1.096	0.269	0.152	22.1
Back side	20	QPSK	1_0	20050/1720	1:1	0.381	0.213	0.06	18.80	19.20	1.096	0.418	0.234	22.1
Left side	20	QPSK	1_0	20050/1720	1:1	0.054	0.032	0.02	18.80	19.20	1.096	0.059	0.035	22.1
Top side	20	QPSK	1_0	20050/1720	1:1	0.434	0.232	-0.07	18.80	19.20	1.096	0.476	0.254	22.1
Hotspot Test data(Separate 10mm 50%RB)														
Front side	20	QPSK	50_0	20050/1720	1:1	0.258	0.145	0.05	18.69	19.20	1.125	0.290	0.163	22.1
Back side	20	QPSK	50_0	20050/1720	1:1	0.403	0.225	0.02	18.69	19.20	1.125	0.453	0.253	22.1
Left side	20	QPSK	50_0	20050/1720	1:1	0.054	0.032	-0.01	18.69	19.20	1.125	0.061	0.036	22.1
Top side	20	QPSK	50_0	20050/1720	1:1	0.453	0.241	-0.04	18.69	19.20	1.125	**0.509**	0.271	22.1
Body Test Data at the worst case with Battery 2#														
Top side	20	QPSK	50_0	20050/1720	1:1	0.436	0.232	0.01	18.69	19.20	1.125	0.490	0.261	22.1
Ant 2 Additional Test data(simultaneous transmission with WWAN+WLAN 2.4G(Chain0)+WLAN 5G(Chain1) Receiver on)														
Test position	Test mode			Test ch./Freq.	Duty Cycle	SAR (W/kg) 1-g	SAR (W/kg) 10-g	Power drift (dB)	Conducted Power (dBm)	Tune up Limit (dBm)	Scaled factor	Scaled SAR 1-g (W/kg)	Scaled SAR 10-g (W/kg)	Liquid Temp.(℃)
	BW.	Modulation	RB Size_ RB offset											
Head Test Data(1RB)														
Left tilted	20	QPSK	1_50	20175/1732.5	1:1	0.343	0.168	-0.13	13.46	14.20	1.186	0.407	0.199	22.1
Head Test Data(50%RB)														
Left tilted	20	QPSK	50_25	20050/1720	1:1	0.348	0.170	0.14	13.57	14.20	1.156	0.402	0.197	22.1

Unless otherwise stated the results shown in this test report refer only to the sample(s) tested and such sample(s) are retained for 90 days only.
除非另有說明，此報告結果僅對測試之樣品負責，同時此樣品僅保留90天。本報告未經本公司書面許可，不可部份複製。
This document is issued by the Company subject to its General Conditions of Service printed overleaf, available on request or accessible at www.sgs.com/terms_and_conditions.htm and for electronic format documents, subject to Terms and Conditions for Electronic Documents at www.sgs.com/terms_e-document.htm. Attention is drawn to the limitation of liability, indemnification and jurisdiction issues defined therein. Any holder of this document is advised that information contained hereon reflects the Company's findings at the time of its intervention only and within the limits of Client's instructions, if any. The Company's sole responsibility is to its Client and this document does not exonerate parties to a transaction from exercising all their rights and obligations under the transaction documents. This document cannot be reproduced except in full, without prior written approval of the Company. Any unauthorized alteration, forgery or falsification of the content or appearance of this document is unlawful and offenders may be prosecuted to the fullest extent of the law.

Ant 2 Additional Test data(simultaneous transmission with WWAN+WLAN 2.4G Receiver on/ WWAN+WLAN 2.4G(Chain1)+BT Receiver on/WWAN+WLAN 5G Receiver on/WWAN+WLAN 5G+BT Receiver on)														
Test position	Test mode			Test ch./Freq.	Duty Cycle	SAR (W/kg) 1-g	SAR (W/kg) 10-g	Power drift (dB)	Conducted Power(dBm)	Tune up Limit (dBm)	Scaled factor	Scaled SAR 1-g (W/kg)	Scaled SAR 10-g (W/kg)	Liquid Temp.(℃)
	BW.	Modulation	RB Size_ RB offset											
Head Test Data(1RB)														
Left tilted	20	QPSK	1_50	20175/1732.5	1:1	0.433	0.212	-0.09	14.51	15.20	1.172	0.508	0.249	22.1
Head Test Data(50%RB)														
Left tilted	20	QPSK	50_25	20050/1720	1:1	0.437	0.210	0.07	14.58	15.20	1.153	0.504	0.242	22.1
Ant 3 Test Record														
Test position	Test mode			Test ch./Freq.	Duty Cycle	SAR (W/kg) 1-g	SAR (W/kg) 10-g	Power drift (dB)	Conducted Power (dBm)	Tune up Limit (dBm)	Scaled factor	Scaled SAR 1-g (W/kg)	Scaled SAR 10-g (W/kg)	Liquid Temp.(℃)
	BW.	Modulation	RB Size_ RB offset											
Head Test Data(1RB)														
Left cheek	20	QPSK	1_0	20175/1732.5	1:1	0.026	0.018	0.01	23.02	23.20	1.042	0.027	0.019	22.1
Left tilted	20	QPSK	1_0	20175/1732.5	1:1	0.032	0.020	-0.13	23.02	23.20	1.042	0.033	0.021	22.1
Right cheek	20	QPSK	1_0	20175/1732.5	1:1	0.197	0.133	0.08	23.02	23.20	1.042	**0.205**	0.139	22.1
Right tilted	20	QPSK	1_0	20175/1732.5	1:1	0.139	0.086	0.02	23.02	23.20	1.042	0.145	0.090	22.1
Head Test Data(50%RB)														
Left cheek	20	QPSK	50_0	20050/1720	1:1	0.018	0.012	0.02	21.93	22.20	1.064	0.019	0.012	22.1
Left tilted	20	QPSK	50_0	20050/1720	1:1	0.024	0.015	0.07	21.93	22.20	1.064	0.026	0.016	22.1
Right cheek	20	QPSK	50_0	20050/1720	1:1	0.045	0.030	0.01	21.93	22.20	1.064	0.048	0.031	22.1
Right tilted	20	QPSK	50_0	20050/1720	1:1	0.031	0.019	0.04	21.93	22.20	1.064	0.032	0.020	22.1
Head Test Data at the worst case with Battery 2#														
Right cheek	20	QPSK	1_0	20175/1732.5	1:1	0.194	0.130	0.02	23.02	23.20	1.042	0.202	0.136	22.1
Body worn Test data(Separate 15mm 1RB)														
Front side	20	QPSK	1_0	20175/1732.5	1:1	0.069	0.040	-0.04	23.02	23.20	1.042	0.072	0.042	22.1
Back side	20	QPSK	1_0	20175/1732.5	1:1	0.160	0.108	0.07	23.02	23.20	1.042	**0.167**	0.113	22.1
Body worn Test data(Separate 15mm 50%RB)														
Front side	20	QPSK	50_0	20050/1720	1:1	0.059	0.034	-0.08	21.93	22.20	1.064	0.063	0.036	22.1
Back side	20	QPSK	50_0	20050/1720	1:1	0.129	0.082	0.09	21.93	22.20	1.064	0.137	0.087	22.1
Body worn Test data at the worst case with Battery 2#														
Back side	20	QPSK	1_0	20175/1732.5	1:1	0.157	0.106	0.01	23.02	23.20	1.042	0.164	0.110	22.1
Hotspot Test data(Separate 10mm 1RB)														
Front side	20	QPSK	1_0	20175/1732.5	1:1	0.251	0.155	-0.06	23.02	23.20	1.042	0.262	0.162	22.1
Back side	20	QPSK	1_0	20175/1732.5	1:1	0.222	0.141	0.06	23.02	23.20	1.042	0.231	0.147	22.1
Left side	20	QPSK	1_0	20175/1732.5	1:1	0.015	0.009	0.18	23.02	23.20	1.042	0.015	0.009	22.1
Right side	20	QPSK	1_0	20175/1732.5	1:1	0.075	0.046	0.02	23.02	23.20	1.042	0.078	0.048	22.1
Bottom side	20	QPSK	1_0	20175/1732.5	1:1	0.282	0.152	-0.08	23.02	23.20	1.042	**0.294**	0.158	22.1
Hotspot Test data(Separate 10mm 50%RB)														
Front side	20	QPSK	50_0	20050/1720	1:1	0.199	0.124	0.03	21.93	22.20	1.064	0.212	0.132	22.1
Back side	20	QPSK	50_0	20050/1720	1:1	0.180	0.114	0.06	21.93	22.20	1.064	0.192	0.121	22.1
Left side	20	QPSK	50_0	20050/1720	1:1	0.012	0.007	0.03	21.93	22.20	1.064	0.013	0.008	22.1
Right side	20	QPSK	50_0	20050/1720	1:1	0.058	0.035	-0.17	21.93	22.20	1.064	0.062	0.037	22.1
Bottom side	20	QPSK	50_0	20050/1720	1:1	0.231	0.124	-0.06	21.93	22.20	1.064	0.246	0.132	22.1
Body Test Data at the worst case with Battery 2#														
Bottom side	20	QPSK	1_0	20175/1732.5	1:1	0.277	0.149	-0.10	23.02	23.20	1.042	0.289	0.155	22.1

Table 31：SAR of LTE Band 4 for Head and Body.

Note:

1) The maximum measured SAR value and Scaled SAR value are marked in bold. Graph results refer to Appendix B.

2) Per FCC KDB Publication 447498 D01, if the reported (scaled) SAR measured at the middle channel or highest output power channel for each test configuration is ≤ 0.8 W/kg then testing at the other channels is not required for such test configuration(s).

Unless otherwise stated the results shown in this test report refer only to the sample(s) tested and such sample(s) are retained for 90 days only.
除非另有說明，此報告結果僅對測試之樣品負責，同時此樣品僅保留90天。本報告未經本公司書面許可，不可部份複製。
This document is issued by the Company subject to its General Conditions of Service printed overleaf, available on request or accessible at www.sgs.com/terms_and_conditions.htm and for electronic format documents, subject to Terms and Conditions for Electronic Documents at www.sgs.com/terms_e-document.htm. Attention is drawn to the limitation of liability, indemnification and jurisdiction issues defined therein. Any holder of this document is advised that information contained hereon reflects the Company's findings at the time of its intervention only and within the limits of Client's instructions, if any. The Company's sole responsibility is to its Client and this document does not exonerate parties to a transaction from exercising all their rights and obligations under the transaction documents. This document cannot be reproduced except in full, without prior written approval of the Company. Any unauthorized alteration, forgery or falsification of the content or appearance of this document is unlawful and offenders may be prosecuted to the fullest extent of the law.

8.4.3 SAR Result of LTE Band 5

Ant 0 Test Record														
Test position	Test mode			Test ch./Freq.	Duty Cycle	SAR (W/kg) 1-g	SAR (W/kg) 10-g	Power drift (dB)	Conducted Power (dBm)	Tune up Limit (dBm)	Scaled factor	Scaled SAR 1-g (W/kg)	Scaled SAR 10-g (W/kg)	Liquid Temp.(℃)
	BW.	Modulation	RB Size_ RB offset											
Head Test Data(1RB)														
Left cheek	10	QPSK	1_0	20525/836.5	1:1	0.536	0.302	-0.03	23.14	24.30	1.306	0.700	0.394	22.1
Left tilted	10	QPSK	1_0	20525/836.5	1:1	0.114	0.076	0.19	23.14	24.30	1.306	0.149	0.100	22.1
Right cheek	10	QPSK	1_0	20525/836.5	1:1	0.685	0.347	0.17	23.14	24.30	1.306	0.895	0.453	22.1
Right cheek	10	QPSK	1_0	20450/829	1:1	0.720	0.365	0.14	22.96	24.30	1.361	0.980	0.497	22.1
Right cheek	10	QPSK	1_49	20600/844	1:1	0.724	0.367	0.14	22.86	24.30	1.393	**1.009**	0.511	22.1
Right tilted	10	QPSK	1_0	20525/836.5	1:1	0.136	0.091	0.07	23.14	24.30	1.306	0.178	0.119	22.1
Head Test Data(50%RB)														
Left cheek	10	QPSK	25_13	20450/829	1:1	0.470	0.265	0.15	22.65	23.30	1.161	0.546	0.308	22.1
Left tilted	10	QPSK	25_13	20450/829	1:1	0.099	0.066	0.18	22.65	23.30	1.161	0.115	0.077	22.1
Right cheek	10	QPSK	25_13	20450/829	1:1	0.681	0.343	-0.08	22.65	23.30	1.161	0.791	0.398	22.1
Right tilted	10	QPSK	25_13	20450/829	1:1	0.135	0.090	0.01	22.65	23.30	1.161	0.157	0.105	22.1
Head Test Data(100%RB)														
Right cheek	10	QPSK	50_0	20525/836.5	1:1	0.656	0.332	0.18	22.60	23.30	1.175	0.771	0.390	22.1
Head Test Data at the worst case with Battery 2#														
Right cheek	10	QPSK	1_49	20600/844	1:1	0.693	0.351	0.11	22.86	24.30	1.393	0.965	0.489	22.1
Body worn Test data(Separate 15mm 1RB)														
Front side	10	QPSK	1_25	20450/829	1:1	0.121	0.082	0.18	22.55	23.50	1.245	0.151	0.101	22.1
Back side	10	QPSK	1_25	20450/829	1:1	0.181	0.117	0.06	22.55	23.50	1.245	**0.225**	0.146	22.1
Body worn Test data(Separate 15mm 50%RB)														
Front side	10	QPSK	25_13	20600/844	1:1	0.119	0.080	0.02	22.46	23.50	1.271	0.151	0.102	22.1
Back side	10	QPSK	25_13	20600/844	1:1	0.174	0.112	0.02	22.46	23.50	1.271	0.221	0.142	22.1
Body worn Test data at the worst case with Battery 2#														
Back side	10	QPSK	1_25	20450/829	1:1	0.177	0.114	0.01	22.55	23.50	1.245	0.220	0.142	22.1
Hotspot Test data(Separate 10mm 1RB)														
Front side	10	QPSK	1_25	20450/829	1:1	0.229	0.149	0.12	22.55	23.50	1.245	0.285	0.185	22.1
Back side	10	QPSK	1_25	20450/829	1:1	0.332	0.203	0.01	22.55	23.50	1.245	0.413	0.253	22.1
Left side	10	QPSK	1_25	20450/829	1:1	0.447	0.247	0.07	22.55	23.50	1.245	**0.556**	0.307	
Top side	10	QPSK	1_25	20450/829	1:1	0.014	0.010	0.18	22.55	23.50	1.245	0.018	0.012	22.1
Hotspot Test data(Separate 10mm 50%RB)														
Front side	10	QPSK	25_13	20600/844	1:1	0.228	0.148	0.07	22.46	23.50	1.271	0.290	0.188	22.1
Back side	10	QPSK	25_13	20600/844	1:1	0.321	0.195	-0.01	22.46	23.50	1.271	0.408	0.248	22.1
Left side	10	QPSK	25_13	20600/844	1:1	0.437	0.243	0.01	22.46	23.50	1.271	0.555	0.309	
Top side	10	QPSK	25_13	20600/844	1:1	0.017	0.012	0.04	22.46	23.50	1.271	0.022	0.015	22.1
Body Test Data at the worst case with Battery 2#														
Left side	10	QPSK	1_25	20450/829	1:1	0.438	0.241	0.07	22.55	23.50	1.245	0.545	0.300	22.1

Ant 0 Additional Test data(simultaneous transmission with WWAN+WLAN 2.4G(Chain0)+WLAN 5G(Chain1) Receiver on/ WWAN+WLAN 2.4G Receiver on/WWAN+WLAN 2.4G(Chain1)+BT Receiver on/ WWAN+WLAN 5G Receiver on/WWAN+WLAN 5G+BT Receiver on)														
Test position	Test mode			Test ch./Freq.	Duty Cycle	SAR (W/kg) 1-g	SAR (W/kg) 10-g	Power drift (dB)	Conducted Power (dBm)	Tune up Limit (dBm)	Scaled factor	Scaled SAR 1-g (W/kg)	Scaled SAR 10-g (W/kg)	Liquid Temp.(℃)
	BW.	Modulation	RB Size_ RB offset											
Head Test Data(1RB)														
Left cheek	10	QPSK	1_49	20600/844	1:1	0.325	0.182	-0.01	20.98	22.20	1.324	0.430	0.241	22.1
Right cheek	10	QPSK	1_49	20600/844	1:1	0.446	0.226	0.03	20.98	22.20	1.324	0.591	0.299	22.1
Head Test Data(50%RB)														
Left cheek	10	QPSK	25_13	20450/829	1:1	0.351	0.201	0.11	21.11	22.20	1.285	0.451	0.258	22.1
Right cheek	10	QPSK	25_13	20450/829	1:1	0.529	0.266	0.05	21.11	22.20	1.285	0.680	0.342	22.1

Unless otherwise stated the results shown in this test report refer only to the sample(s) tested and such sample(s) are retained for 90 days only.
除非另有說明，此報告結果僅對測試之樣品負責，同時此樣品僅保留90天。本報告未經本公司書面許可，不可部份複製。
This document is issued by the Company subject to its General Conditions of Service printed overleaf, available on request or accessible at www.sgs.com/terms_and_conditions.htm and for electronic format documents, subject to Terms and Conditions for Electronic Documents at www.sgs.com/terms_e-document.htm. Attention is drawn to the limitation of liability, indemnification and jurisdiction issues defined therein. Any holder of this document is advised that information contained hereon reflects the Company's findings at the time of its intervention only and within the limits of Client's instructions, if any. The Company's sole responsibility is to its Client and this document does not exonerate parties to a transaction from exercising all their rights and obligations under the transaction documents. This document cannot be reproduced except in full, without prior written approval of the Company. Any unauthorized alteration, forgery or falsification of the content or appearance of this document is unlawful and offenders may be prosecuted to the fullest extent of the law.

Ant 1 Test Record														
Test position	Test mode			Test ch./Freq.	Duty Cycle	SAR (W/kg) 1-g	SAR (W/kg) 10-g	Power drift (dB)	Conducted Power(dBm)	Tune up Limit(dBm)	Scaled factor	Scaled SAR 1-g (W/kg)	Scaled SAR 10-g (W/kg)	Liquid Temp.(℃)
	BW.	Modulation	RB Size_ RB offset											
Head Test Data(1RB)														
Left cheek	10	QPSK	1_25	20450/829	1:1	0.159	0.126	0.06	24.10	25.00	1.230	0.196	0.155	22.1
Left tilted	10	QPSK	1_25	20450/829	1:1	0.096	0.068	0.03	24.10	25.00	1.230	0.118	0.084	22.1
Right cheek	10	QPSK	1_25	20450/829	1:1	0.228	0.173	-0.07	24.10	25.00	1.230	**0.281**	0.213	22.1
Right tilted	10	QPSK	1_25	20450/829	1:1	0.125	0.098	0.04	24.10	25.00	1.230	0.154	0.121	22.1
Head Test Data(50%RB)														
Left cheek	10	QPSK	25_25	20450/829	1:1	0.128	0.090	0.08	23.16	24.00	1.213	0.155	0.109	22.1
Left tilted	10	QPSK	25_25	20450/829	1:1	0.080	0.057	0.04	23.16	24.00	1.213	0.097	0.069	22.1
Right cheek	10	QPSK	25_25	20450/829	1:1	0.191	0.145	0.07	23.16	24.00	1.213	0.232	0.176	22.1
Right tilted	10	QPSK	25_25	20450/829	1:1	0.100	0.079	0.01	23.16	24.00	1.213	0.121	0.096	22.1
Head Test Data at the worst case with Battery 2#														
Right cheek	10	QPSK	1_25	20450/829	1:1	0.218	0.165	-0.14	24.10	25.00	1.230	0.268	0.203	22.1
Body worn Test data(Separate 15mm 1RB)														
Front side	10	QPSK	1_25	20450/829	1:1	0.201	0.154	-0.06	22.76	23.80	1.271	0.255	0.196	22.1
Back side	10	QPSK	1_25	20450/829	1:1	0.209	0.129	0.11	22.76	23.80	1.271	**0.266**	0.164	22.1
Body worn Test data(Separate 15mm 50%RB)														
Front side	10	QPSK	25_25	20450/829	1:1	0.162	0.124	0.02	22.93	23.80	1.222	0.198	0.152	22.1
Back side	10	QPSK	25_25	20450/829	1:1	0.171	0.105	0.10	22.93	23.80	1.222	0.209	0.128	22.1
Body worn Test data at the worst case with Battery 2#														
Back side	10	QPSK	1_25	20450/829	1:1	0.208	0.121	0.14	22.76	23.80	1.271	0.264	0.154	22.1
Hotspot Test data(Separate 10mm 1RB)														
Front side	10	QPSK	1_25	20450/829	1:1	0.388	0.226	-0.01	22.76	23.80	1.271	0.493	0.287	22.1
Back side	10	QPSK	1_25	20450/829	1:1	0.425	0.250	0.08	22.76	23.80	1.271	**0.540**	0.318	22.1
Left side	10	QPSK	1_25	20450/829	1:1	0.090	0.063	0.18	22.76	23.80	1.271	0.114	0.080	22.1
Right side	10	QPSK	1_25	20450/829	1:1	0.369	0.252	0.15	22.76	23.80	1.271	0.469	0.320	22.1
Bottom side	10	QPSK	1_25	20450/829	1:1	0.356	0.204	0.08	22.76	23.80	1.271	0.452	0.259	22.1
Hotspot Test data(Separate 10mm 50%RB)														
Front side	10	QPSK	25_25	20450/829	1:1	0.309	0.201	-0.04	22.93	23.80	1.222	0.378	0.246	22.1
Back side	10	QPSK	25_25	20450/829	1:1	0.352	0.235	0.19	22.93	23.80	1.222	0.430	0.287	22.1
Left side	10	QPSK	25_25	20450/829	1:1	0.073	0.051	-0.02	22.93	23.80	1.222	0.089	0.063	22.1
Right side	10	QPSK	25_25	20450/829	1:1	0.300	0.205	0.16	22.93	23.80	1.222	0.367	0.250	22.1
Bottom side	10	QPSK	25_25	20450/829	1:1	0.290	0.166	0.04	22.93	23.80	1.222	0.354	0.203	22.1
Body Test Data at the worst case with Battery 2#(10mm)														
Back side	10	QPSK	1_25	20450/829	1:1	0.413	0.244	0.09	22.76	23.80	1.271	0.525	0.310	22.1

Table 32：SAR of LTE Band 5 for Head and Body.

Note:

1) The maximum measured SAR value and Scaled SAR value are marked in bold. Graph results refer to Appendix B.

2) Per FCC KDB Publication 447498 D01, if the reported (scaled) SAR measured at the middle channel or highest output power channel for each test configuration is ≤ 0.8 W/kg then testing at the other channels is not required for such test configuration(s).

Unless otherwise stated the results shown in this test report refer only to the sample(s) tested and such sample(s) are retained for 90 days only.
除非另有說明，此報告結果僅對測試之樣品負責，同時此樣品僅保留90天。本報告未經本公司書面許可，不可部份複製。
This document is issued by the Company subject to its General Conditions of Service printed overleaf, available on request or accessible at www.sgs.com/terms_and_conditions.htm and for electronic format documents, subject to Terms and Conditions for Electronic Documents at www.sgs.com/terms_e-document.htm. Attention is drawn to the limitation of liability, indemnification and jurisdiction issues defined therein. Any holder of this document is advised that information contained hereon reflects the Company's findings at the time of its intervention only and within the limits of Client's instructions, if any. The Company's sole responsibility is to its Client and this document does not exonerate parties to a transaction from exercising all their rights and obligations under the transaction documents. This document cannot be reproduced except in full, without prior written approval of the Company. Any unauthorized alteration, forgery or falsification of the content or appearance of this document is unlawful and offenders may be prosecuted to the fullest extent of the law.

8.4.4 SAR Result of LTE Band 7

Ant 0 Test Record														
Test position	Test mode			Test ch./Freq.	Duty Cycle	SAR (W/kg) 1-g	SAR (W/kg) 10-g	Power drift (dB)	Conducted Power (dBm)	Tune up Limit (dBm)	Scaled factor	Scaled SAR 1-g (W/kg)	Scaled SAR 10-g (W/kg)	Liquid Temp.(℃)
	BW.	Modulation	RB Size_ RB offset											
Head Test Data(1RB)														
Left cheek	20	QPSK	1_50	21100/2535	1:1	0.252	0.127	-0.08	16.45	17.20	1.189	0.300	0.151	22.1
Left tilted	20	QPSK	1_50	21100/2535	1:1	0.050	0.021	0.00	16.45	17.20	1.189	0.059	0.024	22.1
Right cheek	20	QPSK	1_50	21100/2535	1:1	0.627	0.264	0.00	16.45	17.20	1.189	0.745	0.314	22.1
Right tilted	20	QPSK	1_50	21100/2535	1:1	0.178	0.080	0.15	16.45	17.20	1.189	0.212	0.095	22.1
Head Test Data(50%RB)														
Left cheek	20	QPSK	50_25	21100/2535	1:1	0.255	0.128	-0.01	16.57	17.20	1.156	0.295	0.148	22.1
Left tilted	20	QPSK	50_25	21100/2535	1:1	0.052	0.022	0.01	16.57	17.20	1.156	0.060	0.025	22.1
Right cheek	20	QPSK	50_25	21100/2535	1:1	0.642	0.269	0.00	16.57	17.20	1.156	0.742	0.311	22.1
Right tilted	20	QPSK	50_25	21100/2535	1:1	0.180	0.083	-0.04	16.57	17.20	1.156	0.208	0.095	22.1
Head Test Data at the worst case with Battery 2#														
Right cheek	20	QPSK	1_50	21100/2535	1:1	0.635	0.266	0.00	16.45	17.20	1.189	**0.755**	0.316	22.1
Right cheek	20	QPSK	PCC 1_0	21100/2535	1:1	0.626	0.263	-0.03	16.42	17.20	1.197	0.749	0.315	22.1
			SCC 0_0	21298/2554.8										
Body worn Test data(Separate 15mm 1RB)														
Front side	20	QPSK	1_50	21100/2535	1:1	0.144	0.075	-0.07	21.44	22.10	1.164	0.168	0.087	22.1
Back side	20	QPSK	1_50	21100/2535	1:1	0.359	0.178	-0.13	21.44	22.10	1.164	**0.418**	0.207	22.1
Back side	20	QPSK	PCC 1_0	21100/2535	1:1	0.352	0.174	-0.02	21.43	22.10	1.167	0.411	0.203	22.1
			SCC 0_0	21298/2554.8										
Body worn Test data(Separate 15mm 50%RB)														
Front side	20	QPSK	50_25	21350/2560	1:1	0.141	0.073	-0.05	21.39	22.10	1.178	0.166	0.086	22.1
Back side	20	QPSK	50_25	21350/2560	1:1	0.326	0.159	-0.08	21.39	22.10	1.178	0.384	0.187	22.1
Body worn Test data at the worst case with Battery 2#														
Back side	20	QPSK	1_50	21100/2535	1:1	0.356	0.176	-0.03	21.44	22.10	1.164	0.414	0.205	22.1
Hotspot Test data(Separate 10mm 1RB)														
Front side	20	QPSK	1_50	21100/2535	1:1	0.282	0.141	0.03	21.44	22.10	1.164	0.328	0.164	22.1
Back side	20	QPSK	1_50	21100/2535	1:1	0.661	0.301	-0.04	21.44	22.10	1.164	0.769	0.350	22.1
Left side	20	QPSK	1_50	21100/2535	1:1	0.696	0.300	-0.02	21.44	22.10	1.164	0.810	0.349	22.1
Left side	20	QPSK	1_50	20850/2510	1:1	0.720	0.313	0.07	21.40	22.10	1.175	**0.846**	0.368	22.1
Left side	20	QPSK	PCC 1_0	20850/2510	1:1	0.708	0.308	-0.01	21.35	22.10	1.188	0.841	0.366	22.1
			SCC 0_0	21048/2529.8										
Left side	20	QPSK	1_99	21350/2560	1:1	0.621	0.263	-0.01	21.43	22.10	1.167	0.725	0.307	22.1
Top side	20	QPSK	1_50	21100/2535	1:1	0.056	0.029	-0.08	21.44	22.10	1.164	0.065	0.034	22.1
Hotspot Test data(Separate 10mm 50%RB)														
Front side	20	QPSK	50_25	21350/2560	1:1	0.280	0.139	-0.03	21.39	22.10	1.178	0.330	0.164	22.1
Back side	20	QPSK	50_25	21350/2560	1:1	0.607	0.274	-0.03	21.39	22.10	1.178	0.715	0.323	22.1
Left side	20	QPSK	50_25	21350/2560	1:1	0.652	0.276	0.06	21.39	22.10	1.178	0.768	0.325	22.1
Top side	20	QPSK	50_25	21350/2560	1:1	0.056	0.029	0.03	21.39	22.10	1.178	0.066	0.035	22.1
Hotspot Test data(Separate 10mm 50%RB)														
Left side	20	QPSK	100_0	21350/2560	1:1	0.647	0.275	0.06	21.36	22.10	1.186	0.767	0.326	22.1
Body Test Data at the worst case with Battery 2#														
Left side	20	QPSK	1_50	20850/2510	1:1	0.712	0.310	0.17	21.40	22.10	1.175	0.837	0.364	22.1

Ant 0 Additional Test data(simultaneous transmission with WWAN+WLAN 2.4G(Chain0)+WLAN 5G(Chain1) Receiver off/ WWAN+WLAN 2.4G Receiver off/WWAN+WLAN 2.4G(Chain1)+BT Receiver off/ WWAN+WLAN 5G Receiver off/WWAN+WLAN 5G+BT Receiver off)														
Test position	Test mode			Test ch./Freq.	Duty Cycle	SAR (W/kg) 1-g	SAR (W/kg) 10-g	Power drift (dB)	Conducted Power (dBm)	Tune up Limit (dBm)	Scaled factor	Scaled SAR 1-g (W/kg)	Scaled SAR 10-g (W/kg)	Liquid Temp.(℃)
	BW.	Modulation	RB Size_ RB offset											
Hotspot Test data(Separate 10mm 1RB)														
Back side	20	QPSK	1_50	21100/2535	1:1	0.417	0.190	-0.06	19.41	20.10	1.172	0.489	0.223	22.1
Hotspot Test data(Separate 10mm 50%RB)														
Back side	20	QPSK	50_25	21350/2560	1:1	0.383	0.173	0.11	19.47	20.10	1.156	0.443	0.200	22.1

Unless otherwise stated the results shown in this test report refer only to the sample(s) tested and such sample(s) are retained for 90 days only.
除非另有說明，此報告結果僅對測試之樣品負責，同時此樣品僅保留90天。本報告未經本公司書面許可，不可部份複製。
This document is issued by the Company subject to its General Conditions of Service printed overleaf, available on request or accessible at www.sgs.com/terms_and_conditions.htm and for electronic format documents, subject to Terms and Conditions for Electronic Documents at www.sgs.com/terms_e-document.htm. Attention is drawn to the limitation of liability, indemnification and jurisdiction issues defined therein. Any holder of this document is advised that information contained hereon reflects the Company's findings at the time of its intervention only and within the limits of Client's instructions, if any. The Company's sole responsibility is to its Client and this document does not exonerate parties to a transaction from exercising all their rights and obligations under the transaction documents. This document cannot be reproduced except in full, without prior written approval of the Company. Any unauthorized alteration, forgery or falsification of the content or appearance of this document is unlawful and offenders may be prosecuted to the fullest extent of the law.

Ant 2 Test Record															
Test position	Test mode			Test ch./Freq.	Duty Cycle	SAR (W/kg) 1-g	SAR (W/kg) 10-g	Power drift (dB)	Conducted Power (dBm)	Tune up Limit (dBm)	Scaled factor	Scaled SAR 1-g (W/kg)	Scaled SAR 10-g (W/kg)	Liquid Temp.(℃)
	BW.	Modulation	RB Size_ RB offset											
Head Test Data(1RB)														
Left cheek	20	QPSK	1_50	21350/2560	1:1	0.518	0.239	-0.02	14.15	15.00	1.216	0.630	0.291	22.1
Left tilted	20	QPSK	1_50	21350/2560	1:1	0.697	0.306	0.08	14.15	15.00	1.216	0.848	0.372	22.1
Left tilted	20	QPSK	1_99	20850/2510	1:1	0.687	0.301	0.07	14.03	15.00	1.250	0.859	0.376	22.1
Left tilted	20	QPSK	1_99	21100/2535	1:1	0.694	0.304	0.11	14.15	15.00	1.216	0.844	0.370	22.1
Right cheek	20	QPSK	1_50	21350/2560	1:1	0.824	0.330	0.06	14.15	15.00	1.216	1.002	0.401	22.1
Right cheek	20	QPSK	1_99	20850/2510	1:1	0.778	0.317	-0.08	14.03	15.00	1.250	0.973	0.396	22.1
Right cheek	20	QPSK	1_99	21100/2535	1:1	0.849	0.342	0.03	14.15	15.00	1.216	1.033	0.416	22.1
Right tilted	20	QPSK	1_50	21350/2560	1:1	0.841	0.339	0.05	14.15	15.00	1.216	1.023	0.412	22.1
Right tilted	20	QPSK	1_99	20850/2510	1:1	0.754	0.305	0.02	14.03	15.00	1.250	0.943	0.381	22.1
Right tilted	20	QPSK	1_99	21100/2535	1:1	0.866	0.343	0.07	14.15	15.00	1.216	1.053	0.417	22.1
Head Test Data(50%RB)														
Left cheek	20	QPSK	50_50	21350/2560	1:1	0.549	0.252	-0.04	14.07	15.00	1.239	0.680	0.312	22.1
Left tilted	20	QPSK	50_50	21350/2560	1:1	0.737	0.324	0.03	14.07	15.00	1.239	0.913	0.401	22.1
Left tilted	20	QPSK	50_25	20850/2510	1:1	0.592	0.275	-0.03	14.06	15.00	1.242	0.735	0.341	22.1
Left tilted	20	QPSK	50_25	21100/2535	1:1	0.686	0.295	-0.05	14.02	15.00	1.253	0.860	0.370	22.1
Right cheek	20	QPSK	50_50	21350/2560	1:1	0.687	0.284	0.01	14.07	15.00	1.239	0.851	0.352	22.1
Right cheek	20	QPSK	50_25	20850/2510	1:1	0.677	0.279	0.03	14.06	15.00	1.242	0.841	0.346	22.1
Right cheek	20	QPSK	50_25	21100/2535	1:1	0.691	0.285	0.07	14.02	15.00	1.253	0.866	0.357	22.1
Right tilted	20	QPSK	50_50	21350/2560	1:1	0.843	0.343	0.10	14.07	15.00	1.239	1.044	0.425	22.1
Right tilted	20	QPSK	50_25	20850/2510	1:1	0.872	0.344	-0.08	14.06	15.00	1.242	1.083	0.427	22.1
Right tilted	20	QPSK	50_25	21100/2535	1:1	0.888	0.356	-0.02	14.02	15.00	1.253	**1.113**	0.446	22.1
Right tilted-Repeat	20	QPSK	50_25	21100/2535	1:1	0.883	0.354	-0.02	14.02	15.00	1.253	1.107	0.444	22.1
Right tilted	20	QPSK	PCC 1_0 SCC 0_0	21100/2535 21298/2554.8	1:1	0.865	0.347	-0.03	13.96	15.00	1.271	1.099	0.441	22.1
Head Test Data(100%RB)														
Left tilted	20	QPSK	100_0	21350/2560	1:1	0.601	0.279	0.14	14.15	15.00	1.216	0.731	0.339	22.1
Right cheek	20	QPSK	100_0	21350/2560	1:1	0.670	0.278	0.06	14.15	15.00	1.216	0.815	0.338	22.1
Right tilted	20	QPSK	100_0	21350/2560	1:1	0.835	0.340	0.05	14.15	15.00	1.216	1.016	0.414	22.1
Head Test Data at the worst case with Battery 2#														
Right tilted	20	QPSK	50_25	21100/2535	1:1	0.879	0.353	-0.02	14.02	15.00	1.253	1.102	0.442	22.1
Body worn Test data(Separate 15mm 1RB)														
Front side	20	QPSK	1_0	21100/2535	1:1	0.187	0.101	-0.01	19.25	19.80	1.135	0.212	0.115	22.1
Back side	20	QPSK	1_0	21100/2535	1:1	0.210	0.112	-0.06	19.25	19.80	1.135	0.238	0.127	22.1
Body worn Test data(Separate 15mm 50%RB)														
Front side	20	QPSK	50_0	20850/2510	1:1	0.199	0.107	-0.07	19.36	19.80	1.107	0.220	0.118	22.1
Back side	20	QPSK	50_0	20850/2510	1:1	0.223	0.121	-0.06	19.36	19.80	1.107	**0.247**	0.134	22.1
Back side	20	QPSK	PCC 1_0 SCC 0_0	20850/2510 21048/2529.8	1:1	0.219	0.119	-0.04	19.32	19.80	1.117	0.245	0.133	22.1
Body worn Test data at the worst case with Battery 2#														
Back side	20	QPSK	50_0	20850/2510	1:1	0.221	0.120	-0.07	19.36	19.80	1.107	0.245	0.133	22.1
Hotspot Test data(Separate 10mm 1RB)														
Front side	20	QPSK	1_0	21100/2535	1:1	0.381	0.206	0.08	19.25	19.80	1.135	0.432	0.234	22.1
Back side	20	QPSK	1_0	21100/2535	1:1	0.438	0.224	-0.03	19.25	19.80	1.135	0.497	0.254	22.1
Left side	20	QPSK	1_0	21100/2535	1:1	0.076	0.033	-0.02	19.25	19.80	1.135	0.086	0.037	22.1
Top side	20	QPSK	1_0	21100/2535	1:1	0.764	0.349	0.07	19.25	19.80	1.135	0.867	0.396	22.1
Top side	20	QPSK	1_0	20850/2510	1:1	0.684	0.334	0.05	19.25	19.80	1.135	0.776	0.379	22.1
Top side	20	QPSK	1_0	21350/2560	1:1	0.900	0.413	0.05	19.15	19.80	1.161	**1.045**	0.480	22.1
Top side-Repeat	20	QPSK	1_0	21350/2560	1:1	0.890	0.410	-0.09	19.15	19.80	1.161	1.034	0.476	22.1
Top side	20	QPSK	PCC 1_0 SCC 0_0	21350/2560 21152/2540.2	1:1	0.886	0.406	0.01	19.12	19.80	1.169	1.036	0.475	22.1

Unless otherwise stated the results shown in this test report refer only to the sample(s) tested and such sample(s) are retained for 90 days only.
除非另有說明，此報告結果僅對測試之樣品負責，同時此樣品僅保留90天。本報告未經本公司書面許可，不可部份複製。
This document is issued by the Company subject to its General Conditions of Service printed overleaf, available on request or accessible at www.sgs.com/terms_and_conditions.htm and for electronic format documents, subject to Terms and Conditions for Electronic Documents at www.sgs.com/terms_e-document.htm. Attention is drawn to the limitation of liability, indemnification and jurisdiction issues defined therein. Any holder of this document is advised that information contained hereon reflects the Company's findings at the time of its intervention only and within the limits of Client's instructions, if any. The Company's sole responsibility is to its Client and this document does not exonerate parties to a transaction from exercising all their rights and obligations under the transaction documents. This document cannot be reproduced except in full, without prior written approval of the Company. Any unauthorized alteration, forgery or falsification of the content or appearance of this document is unlawful and offenders may be prosecuted to the fullest extent of the law.

Hotspot Test data(Separate 10mm 50%RB)														
Front side	20	QPSK	50_0	20850/2510	1:1	0.401	0.216	-0.01	19.36	19.80	1.107	0.444	0.239	22.1
Back side	20	QPSK	50_0	20850/2510	1:1	0.407	0.218	0.08	19.36	19.80	1.107	0.450	0.241	22.1
Left side	20	QPSK	50_0	20850/2510	1:1	0.036	0.012	0.00	19.36	19.80	1.107	0.040	0.013	22.1
Top side	20	QPSK	50_0	20850/2510	1:1	0.622	0.309	-0.04	19.36	19.80	1.107	0.688	0.342	22.1
Hotspot Test data(Separate 10mm 100%RB)														
Top side	20	QPSK	100_0	20850/2510	1:1	0.597	0.293	-0.16	19.31	19.80	1.119	0.668	0.328	22.1
Body Test Data at the worst case with Battery 2#														
Top side	20	QPSK	1_0	21350/2560	1:1	0.891	0.409	0.06	19.15	19.80	1.161	1.035	0.475	22.1

Ant 2 Additional Test data(simultaneous transmission with WWAN+WLAN 2.4G(Chain0)+WLAN 5G(Chain1) Receiver on/ WWAN+WLAN 2.4G Receiver on/WWAN+WLAN 2.4G(Chain1)+BT Receiver on/ WWAN+WLAN 5G Receiver on/WWAN+WLAN 5G+BT Receiver on)

Test position	Test mode			Test ch./Freq.	Duty Cycle	SAR (W/kg) 1-g	SAR (W/kg) 10-g	Power drift (dB)	Conducted Power (dBm)	Tune up Limit (dBm)	Scaled factor	Scaled SAR 1-g (W/kg)	Scaled SAR 10-g (W/kg)	Liquid Temp.(℃)
	BW.	Modulation	RB Size_ RB offset											
Head Test Data(1RB)														
Left cheek	20	QPSK	1_50	21350/2560	1:1	0.411	0.190	-0.03	13.22	14.00	1.197	0.492	0.227	22.1
Left tilted	20	QPSK	1_50	21350/2560	1:1	0.514	0.213	0.04	13.22	14.00	1.197	0.615	0.255	22.1
Right cheek	20	QPSK	1_50	21350/2560	1:1	0.655	0.262	0.11	13.22	14.00	1.197	0.784	0.314	22.1
Right tilted	20	QPSK	1_50	21350/2560	1:1	0.668	0.269	0.12	13.22	14.00	1.197	0.799	0.322	22.1
Head Test Data(50%RB)														
Left cheek	20	QPSK	50_50	21350/2560	1:1	0.436	0.200	-0.02	13.15	14.00	1.216	0.530	0.243	22.1
Left tilted	20	QPSK	50_50	21350/2560	1:1	0.512	0.211	0.09	13.15	14.00	1.216	0.623	0.257	22.1
Right cheek	20	QPSK	50_50	21350/2560	1:1	0.546	0.226	0.11	13.15	14.00	1.216	0.664	0.275	22.1
Right tilted	20	QPSK	50_50	21350/2560	1:1	0.670	0.272	0.07	13.15	14.00	1.216	0.815	0.331	22.1

Ant 2 Additional Test data(simultaneous transmission with WWAN+WLAN 2.4G(Chain0)+WLAN 5G(Chain1) Receiver off/ WWAN+WLAN 2.4G Receiver off/WWAN+WLAN 2.4G(Chain1)+BT Receiver off/ WWAN+WLAN 5G Receiver off/WWAN+WLAN 5G+BT Receiver off)

Test position	Test mode			Test ch./Freq.	Duty Cycle	SAR (W/kg) 1-g	SAR (W/kg) 10-g	Power drift (dB)	Conducted Power (dBm)	Tune up Limit (dBm)	Scaled factor	Scaled SAR 1-g (W/kg)	Scaled SAR 10-g (W/kg)	Liquid Temp.(℃)
	BW.	Modulation	RB Size_ RB offset											
Hotspot Test data(Separate 10mm 1RB)														
Top side	20	QPSK	1_0	21350/2560	1:1	0.555	0.255	-0.02	17.15	17.70	1.135	0.630	0.289	22.1
Hotspot Test data(Separate 10mm 50%RB)														
Top side	20	QPSK	50_0	20850/2510	1:1	0.384	0.191	-0.13	17.29	17.70	1.099	0.422	0.210	22.1

Ant 3 Test Record

Test position	Test mode			Test ch./Freq.	Duty Cycle	SAR (W/kg) 1-g	SAR (W/kg) 10-g	Power drift (dB)	Conducted Power (dBm)	Tune up Limit (dBm)	Scaled factor	Scaled SAR 1-g (W/kg)	Scaled SAR 10-g (W/kg)	Liquid Temp.(℃)
	BW.	Modulation	RB Size_ RB offset											
Head Test Data(1RB)														
Left cheek	20	QPSK	1_99	20850/2510	1:1	0.279	0.151	0.02	23.02	23.70	1.169	0.326	0.177	22.1
Left tilted	20	QPSK	1_99	20850/2510	1:1	0.175	0.090	0.00	23.02	23.70	1.169	0.205	0.105	22.1
Right cheek	20	QPSK	1_99	20850/2510	1:1	0.549	0.294	0.01	23.02	23.70	1.169	**0.642**	0.344	22.1
Right cheek	20	QPSK	PCC 1_0 SCC 0_0	20850/2510 21048/2529.8	1:1	0.537	0.288	-0.02	22.98	23.70	1.180	0.634	0.340	22.1
Right tilted	20	QPSK	1_99	20850/2510	1:1	0.170	0.082	-0.03	23.02	23.70	1.169	0.199	0.095	22.1
Head Test Data(50%RB)														
Left cheek	20	QPSK	50_50	21100/2535	1:1	0.241	0.130	0.04	22.05	22.70	1.161	0.280	0.151	22.1
Left tilted	20	QPSK	50_50	21100/2535	1:1	0.143	0.074	0.12	22.05	22.70	1.161	0.166	0.086	22.1
Right cheek	20	QPSK	50_50	21100/2535	1:1	0.493	0.256	0.01	22.05	22.70	1.161	0.573	0.297	22.1
Right tilted	20	QPSK	50_50	21100/2535	1:1	0.149	0.068	0.05	22.05	22.70	1.161	0.173	0.079	22.1
Head Test Data at the worst case with Battery 2#														
Right cheek	20	QPSK	1_99	20850/2510	1:1	0.542	0.291	-0.01	23.02	23.70	1.169	0.634	0.340	22.1
Body worn Test data(Separate 15mm 1RB)														
Front side	20	QPSK	1_99	20850/2510	1:1	0.274	0.150	0.00	22.15	23.00	1.216	0.333	0.182	22.1
Back side	20	QPSK	1_99	20850/2510	1:1	0.270	0.144	-0.06	22.15	23.00	1.216	0.328	0.175	22.1

Unless otherwise stated the results shown in this test report refer only to the sample(s) tested and such sample(s) are retained for 90 days only.
除非另有說明，此報告結果僅對測試之樣品負責，同時此樣品僅保留90天。本報告未經本公司書面許可，不可部份複製。
This document is issued by the Company subject to its General Conditions of Service printed overleaf, available on request or accessible at www.sgs.com/terms_and_conditions.htm and for electronic format documents, subject to Terms and Conditions for Electronic Documents at www.sgs.com/terms_e-document.htm. Attention is drawn to the limitation of liability, indemnification and jurisdiction issues defined therein. Any holder of this document is advised that information contained hereon reflects the Company's findings at the time of its intervention only and within the limits of Client's instructions, if any. The Company's sole responsibility is to its Client and this document does not exonerate parties to a transaction from exercising all their rights and obligations under the transaction documents. This document cannot be reproduced except in full, without prior written approval of the Company. Any unauthorized alteration, forgery or falsification of the content or appearance of this document is unlawful and offenders may be prosecuted to the fullest extent of the law.

Body worn Test data(Separate 15mm 50%RB)														
Front side	20	QPSK	50_50	21100/2535	1:1	0.272	0.147	-0.04	22.01	23.00	1.256	0.342	0.185	22.1
Back side	20	QPSK	50_50	21100/2535	1:1	0.315	0.170	0.03	22.01	23.00	1.256	**0.396**	0.214	22.1
Back side	20	QPSK	PCC 1_0 SCC 0_0	21100/2535 21298/2554.8	1:1	0.301	0.162	-0.13	21.96	23.00	1.271	0.382	0.206	22.1
Body worn Test data at the worst case with Battery 2#														
Back side	20	QPSK	50_50	21100/2535	1:1	0.312	0.168	0.09	22.01	23.00	1.256	0.392	0.211	22.1
Hotspot Test data(Separate 10mm 1RB)														
Front side	20	QPSK	1_99	20850/2510	1:1	0.460	0.252	-0.13	22.15	23.00	1.216	0.559	0.306	22.1
Back side	20	QPSK	1_99	20850/2510	1:1	0.511	0.257	0.04	22.15	23.00	1.216	0.621	0.313	22.1
Left side	20	QPSK	1_99	20850/2510	1:1	0.022	0.010	-0.04	22.15	23.00	1.216	0.027	0.012	22.1
Right side	20	QPSK	1_99	20850/2510	1:1	0.900	0.421	0.14	22.15	23.00	1.216	1.095	0.512	22.1
Right side	20	QPSK	1_50	21100/2535	1:1	0.918	0.431	0.01	22.13	23.00	1.222	**1.122**	0.527	22.1
Right side	20	QPSK	PCC 1_0 SCC 0_0	21100/2535 21298/2554.8	1:1	0.879	0.410	-0.13	21.96	23.00	1.271	1.117	0.521	22.1
Right side-Repeat	20	QPSK	1_50	21100/2535	1:1	0.906	0.426	0.03	22.13	23.00	1.222	1.107	0.520	22.1
Right side	20	QPSK	1_0	21350/2560	1:1	0.918	0.427	0.04	22.14	23.00	1.219	1.119	0.521	22.1
Bottom side	20	QPSK	1_99	20850/2510	1:1	0.248	0.120	0.05	22.15	23.00	1.216	0.302	0.146	22.1
Hotspot Test data(Separate 10mm 50%RB)														
Front side	20	QPSK	50_50	21100/2535	1:1	0.438	0.241	-0.03	22.01	23.00	1.256	0.550	0.303	22.1
Back side	20	QPSK	50_50	21100/2535	1:1	0.487	0.243	-0.05	22.01	23.00	1.256	0.612	0.305	22.1
Left side	20	QPSK	50_50	21100/2535	1:1	0.026	0.012	-0.09	22.01	23.00	1.256	0.032	0.015	22.1
Right side	20	QPSK	50_50	21100/2535	1:1	0.889	0.414	-0.05	22.01	23.00	1.256	1.117	0.520	22.1
Right side	20	QPSK	50_50	20850/2510	1:1	0.858	0.404	-0.05	21.85	23.00	1.303	1.118	0.526	22.1
Right side	20	QPSK	50_50	21350/2560	1:1	0.866	0.401	-0.19	21.90	23.00	1.288	1.116	0.517	22.1
Bottom side	20	QPSK	50_50	21100/2535	1:1	0.241	0.115	-0.03	21.90	23.00	1.288	0.310	0.148	22.1
Hotspot Test data(Separate 10mm 100%RB)														
Right side	20	QPSK	100_0	21350/2560	1:1	0.855	0.397	-0.02	21.85	23.00	1.303	1.114	0.517	22.1
Body Test Data at the worst case with Battery 2#														
Right side	20	QPSK	1_50	21100/2535	1:1	0.908	0.426	0.11	22.13	23.00	1.222	1.109	0.520	22.1

Table 33：SAR of LTE Band 7 for Head, Body and Product specific 10g SAR.

Note:

1) The maximum measured SAR value and Scaled SAR value are marked in bold. Graph results refer to Appendix B.

2) Per FCC KDB Publication 447498 D01, if the reported (scaled) SAR measured at the middle channel or highest output power channel for each test configuration is ≤ 0.8 W/kg then testing at the other channels is not required for such test configuration(s).

Test Position	Channel/ Frequency (MHz)	Measured SAR (1g)	1st Repeated SAR (1g)	Ratio	2nd Repeated SAR (1g)	3rd Repeated SAR (1g)
Ant2						
Right tilted	21100/2535	0.888	0.883	1.006	N/A	N/A
Top side 10mm	21350/2560	0.900	0.890	1.011	N/A	N/A
Ant3						
Right side 10mm	21100/2535	0.918	0.906	1.013	N/A	N/A
Note: 1) When the original highest measured SAR is ≥ 0.80 W/kg, the measurement was repeated once.						
2) A second repeated measurement was preformed only if the ratio of largest to smallest SAR for the original and first repeated measurements was > 1.20 or when the original or repeated measurement was ≥ 1.45 W/kg (~ 10% from the 1-g SAR limit).						
3) A third repeated measurement was preformed only if the original, first or second repeated measurement was ≥ 1.5 W/kg and the ratio of largest to smallest SAR for the original, first and second repeated measurements is > 1.20.						
4) Repeated measurements are not required when the original highest measured SAR is < 0.80 W/kg						

Unless otherwise stated the results shown in this test report refer only to the sample(s) tested and such sample(s) are retained for 90 days only.
除非另有說明，此報告結果僅對測試之樣品負責，同時此樣品僅保留90天。本報告未經本公司書面許可，不可部份複製。
This document is issued by the Company subject to its General Conditions of Service printed overleaf, available on request or accessible at www.sgs.com/terms_and_conditions.htm and for electronic format documents, subject to Terms and Conditions for Electronic Documents at www.sgs.com/terms_e-document.htm. Attention is drawn to the limitation of liability, indemnification and jurisdiction issues defined therein. Any holder of this document is advised that information contained hereon reflects the Company's findings at the time of its intervention only and within the limits of Client's instructions, if any. The Company's sole responsibility is to its Client and this document does not exonerate parties to a transaction from exercising all their rights and obligations under the transaction documents. This document cannot be reproduced except in full, without prior written approval of the Company. Any unauthorized alteration, forgery or falsification of the content or appearance of this document is unlawful and offenders may be prosecuted to the fullest extent of the law.

8.4.5 SAR Result of LTE Band 12

Ant 0 Test Record														
Test position	Test mode			Test ch./Freq.	Duty Cycle	SAR (W/kg) 1-g	SAR (W/kg) 10-g	Power drift (dB)	Conducted Power (dBm)	Tune up Limit (dBm)	Scaled factor	Scaled SAR 1-g (W/kg)	Scaled SAR 10-g (W/kg)	Liquid Temp.(℃)
	BW.	Modulation	RB Size_ RB offset											
Head Test Data(1RB)														
Left cheek	10	QPSK	1_25	23095/707.5	1:1	0.796	0.451	0.14	23.85	24.40	1.135	0.903	0.512	22.1
Left cheek	10	QPSK	1_49	23060/704	1:1	0.620	0.350	0.01	23.65	24.40	1.189	0.737	0.416	22.1
Left cheek	10	QPSK	1_25	23130/711	1:1	0.799	0.453	0.14	23.85	24.40	1.135	**0.907**	0.514	22.1
Left tilted	10	QPSK	1_25	23095/707.5	1:1	0.175	0.119	0.14	23.85	24.40	1.135	0.199	0.135	22.1
Right cheek	10	QPSK	1_25	23095/707.5	1:1	0.752	0.396	0.15	23.85	24.40	1.135	0.854	0.449	22.1
Right cheek	10	QPSK	1_49	23060/704	1:1	0.583	0.281	0.07	23.65	24.40	1.189	0.693	0.334	22.1
Right cheek	10	QPSK	1_25	23130/711	1:1	0.749	0.396	0.16	23.85	24.40	1.135	0.850	0.449	22.1
Right tilted	10	QPSK	1_25	23095/707.5	1:1	0.130	0.089	0.02	23.85	24.40	1.135	0.148	0.101	22.1
Head Test Data(50%RB)														
Left cheek	20	QPSK	25_25	23060/704	1:1	0.506	0.284	0.02	22.87	23.40	1.130	0.572	0.321	22.1
Left tilted	20	QPSK	25_25	23060/704	1:1	0.088	0.060	0.04	22.87	23.40	1.130	0.099	0.068	22.1
Right cheek	20	QPSK	25_25	23060/704	1:1	0.492	0.237	0.02	22.87	23.40	1.130	0.556	0.268	22.1
Right tilted	20	QPSK	25_25	23060/704	1:1	0.118	0.071	0.02	22.87	23.40	1.130	0.133	0.080	22.1
Head Test Data(100%RB)														
Left cheek	20	QPSK	50_0	23060/704	1:1	0.556	0.312	0.14	22.77	23.40	1.156	0.643	0.361	22.1
Right cheek	20	QPSK	50_0	23060/704	1:1	0.474	0.248	0.05	22.77	23.40	1.156	0.548	0.287	22.1
Head Test Data at the worst case with Battery 2#														
Left cheek	10	QPSK	1_25	23130/711	1:1	0.717	0.417	0.03	23.85	24.40	1.135	0.814	0.473	22.1
Body worn Test data(Separate 15mm 1RB)														
Front side	10	QPSK	1_0	23130/711	1:1	0.180	0.121	0.02	22.92	23.30	1.091	0.196	0.132	22.1
Back side	10	QPSK	1_0	23130/711	1:1	0.224	0.147	-0.01	22.92	23.30	1.091	**0.244**	0.160	22.1
Body worn Test data(Separate 15mm 50%RB)														
Front side	20	QPSK	25_13	23060/704	1:1	0.153	0.102	0.03	22.76	23.30	1.132	0.173	0.116	22.1
Back side	20	QPSK	25_13	23060/704	1:1	0.192	0.126	-0.04	22.76	23.30	1.132	0.217	0.143	22.1
Body worn Test data at the worst case with Battery 2#														
Back side	10	QPSK	1_0	23130/711	1:1	0.219	0.144	-0.07	22.92	23.30	1.091	0.239	0.157	22.1
Hotspot Test data(Separate 10mm 1RB)														
Front side	10	QPSK	1_0	23130/711	1:1	0.279	0.186	0.07	22.92	23.30	1.091	0.305	0.203	22.1
Back side	10	QPSK	1_0	23130/711	1:1	0.380	0.253	-0.07	22.92	23.30	1.091	0.415	0.276	22.1
Left side	10	QPSK	1_0	23130/711	1:1	0.629	0.362	0.15	22.92	23.30	1.091	**0.687**	0.395	22.1
Top side	10	QPSK	1_0	23130/711	1:1	0.012	0.008	0.06	22.92	23.30	1.091	0.013	0.009	22.1
Hotspot Test data(Separate 10mm 50%RB)														
Front side	20	QPSK	25_13	23060/704	1:1	0.241	0.160	0.04	22.76	23.30	1.132	0.273	0.181	22.1
Back side	20	QPSK	25_13	23060/704	1:1	0.334	0.221	0.04	22.76	23.30	1.132	0.378	0.250	22.1
Left side	20	QPSK	25_13	23060/704	1:1	0.550	0.315	-0.04	22.76	23.30	1.132	0.623	0.357	22.1
Top side	20	QPSK	25_13	23060/704	1:1	0.011	0.008	0.08	22.76	23.30	1.132	0.012	0.008	22.1
Body Test Data at the worst case with Battery 2#														
Left side	10	QPSK	1_0	23130/711	1:1	0.615	0.354	0.14	22.92	23.30	1.091	0.671	0.386	22.1

Ant 0 Additional Test data(simultaneous transmission with WWAN+WLAN 2.4G(Chain0)+WLAN 5G(Chain1) Receiver on/ WWAN+WLAN 2.4G Receiver on/WWAN+WLAN 2.4G(Chain1)+BT Receiver on/ WWAN+WLAN 5G Receiver on/WWAN+WLAN 5G+BT Receiver on)														
Test position	Test mode			Test ch./Freq.	Duty Cycle	SAR (W/kg) 1-g	SAR (W/kg) 10-g	Power drift (dB)	Conducted Power (dBm)	Tune up Limit (dBm)	Scaled factor	Scaled SAR 1-g (W/kg)	Scaled SAR 10-g (W/kg)	Liquid Temp.(℃)
	BW.	Modulation	RB Size_ RB offset											
Head Test Data(1RB)														
Left cheek	10	QPSK	1_25	23095/707.5	1:1	0.413	0.223	-0.09	21.65	22.10	1.109	0.458	0.247	22.1
Head Test Data(50%RB)														
Left cheek	20	QPSK	25_25	23060/704	1:1	0.371	0.206	0.10	21.64	22.10	1.112	0.412	0.229	22.1

Unless otherwise stated the results shown in this test report refer only to the sample(s) tested and such sample(s) are retained for 90 days only.
除非另有說明，此報告結果僅對測試之樣品負責，同時此樣品僅保留90天。本報告未經本公司書面許可，不可部份複製。
This document is issued by the Company subject to its General Conditions of Service printed overleaf, available on request or accessible at www.sgs.com/terms_and_conditions.htm and for electronic format documents, subject to Terms and Conditions for Electronic Documents at www.sgs.com/terms_e-document.htm. Attention is drawn to the limitation of liability, indemnification and jurisdiction issues defined therein. Any holder of this document is advised that information contained hereon reflects the Company's findings at the time of its intervention only and within the limits of Client's instructions, if any. The Company's sole responsibility is to its Client and this document does not exonerate parties to a transaction from exercising all their rights and obligations under the transaction documents. This document cannot be reproduced except in full, without prior written approval of the Company. Any unauthorized alteration, forgery or falsification of the content or appearance of this document is unlawful and offenders may be prosecuted to the fullest extent of the law.

Ant 1 Test Record														
Test position	Test mode			Test ch./Freq.	Duty Cycle	SAR (W/kg) 1-g	SAR (W/kg) 10-g	Power drift (dB)	Conducted Power (dBm)	Tune up Limit (dBm)	Scaled factor	Scaled SAR 1-g (W/kg)	Scaled SAR 10-g (W/kg)	Liquid Temp.(℃)
	BW.	Modulation	RB Size_ RB offset											
Head Test Data(1RB)														
Left cheek	10	QPSK	1_0	23130/711	1:1	0.168	0.132	0.09	23.93	24.80	1.222	0.205	0.161	22.1
Left tilted	10	QPSK	1_0	23130/711	1:1	0.125	0.100	0.01	23.93	24.80	1.222	0.153	0.122	22.1
Right cheek	10	QPSK	1_0	23130/711	1:1	0.178	0.146	0.08	23.93	24.80	1.222	**0.217**	0.178	22.1
Right tilted	10	QPSK	1_0	23130/711	1:1	0.091	0.065	0.15	23.93	24.80	1.222	0.111	0.079	22.1
Head Test Data(50%RB)														
Left cheek	10	QPSK	25_25	23130/711	1:1	0.129	0.102	0.03	23.08	23.80	1.180	0.152	0.120	22.1
Left tilted	10	QPSK	25_25	23130/711	1:1	0.096	0.076	0.14	23.08	23.80	1.180	0.113	0.089	22.1
Right cheek	10	QPSK	25_25	23130/711	1:1	0.137	0.113	0.04	23.08	23.80	1.180	0.162	0.133	22.1
Right tilted	10	QPSK	25_25	23130/711	1:1	0.085	0.061	0.16	23.08	23.80	1.180	0.101	0.072	22.1
Head Test Data at the worst case with Battery 2#														
Right cheek	10	QPSK	1_0	23130/711	1:1	0.173	0.142	0.05	23.93	24.80	1.222	0.211	0.173	22.1
Body worn Test data(Separate 15mm 1RB)														
Front side	10	QPSK	1_0	23130/711	1:1	0.229	0.180	0.01	23.93	24.80	1.222	0.280	0.220	22.1
Back side	10	QPSK	1_0	23130/711	1:1	0.273	0.214	0.02	23.93	24.80	1.222	**0.334**	0.261	22.1
Body worn Test data(Separate 15mm 50%RB)														
Front side	20	QPSK	25_25	23130/711	1:1	0.182	0.143	0.04	23.08	23.80	1.180	0.215	0.169	22.1
Back side	20	QPSK	25_25	23130/711	1:1	0.218	0.170	0.03	23.08	23.80	1.180	0.257	0.201	22.1
Body worn Test data at the worst case with Battery 2#														
Back side	10	QPSK	1_0	23130/711	1:1	0.266	0.209	0.02	23.93	24.80	1.222	0.325	0.255	22.1
Hotspot Test data(Separate 10mm 1RB)														
Front side	10	QPSK	1_0	23130/711	1:1	0.333	0.192	0.08	23.93	24.80	1.222	0.407	0.235	22.1
Back side	10	QPSK	1_0	23130/711	1:1	0.390	0.232	0.04	23.93	24.80	1.222	0.477	0.283	22.1
Left side	10	QPSK	1_0	23130/711	1:1	0.169	0.119	0.15	23.93	24.80	1.222	0.206	0.145	22.1
Right side	10	QPSK	1_0	23130/711	1:1	0.517	0.366	0.01	23.93	24.80	1.222	**0.632**	0.447	22.1
Bottom side	10	QPSK	1_0	23130/711	1:1	0.275	0.144	0.16	23.93	24.80	1.222	0.336	0.176	22.1
Hotspot Test data(Separate 10mm 50%RB)														
Front side	20	QPSK	25_25	23130/711	1:1	0.279	0.162	-0.03	23.08	23.80	1.180	0.329	0.191	22.1
Back side	20	QPSK	25_25	23130/711	1:1	0.334	0.197	0.06	23.08	23.80	1.180	0.394	0.233	22.1
Left side	20	QPSK	25_25	23130/711	1:1	0.115	0.081	0.07	23.08	23.80	1.180	0.136	0.095	22.1
Right side	20	QPSK	25_25	23130/711	1:1	0.423	0.298	0.03	23.08	23.80	1.180	0.499	0.352	22.1
Bottom side	20	QPSK	25_25	23130/711	1:1	0.267	0.153	0.07	23.08	23.80	1.180	0.315	0.181	22.1
Body Test Data at the worst case with Battery 2#														
Right side	10	QPSK	1_0	23130/711	1:1	0.487	0.341	0.03	23.93	24.80	1.222	0.595	0.417	22.1

Table 34：SAR of LTE Band 12 for Head and Body.

Note:

1) The maximum measured SAR value and Scaled SAR value are marked in bold. Graph results refer to Appendix B.

2) Per FCC KDB Publication 447498 D01, if the reported (scaled) SAR measured at the middle channel or highest output power channel for each test configuration is ≤ 0.8 W/kg then testing at the other channels is not required for such test configuration(s).

Unless otherwise stated the results shown in this test report refer only to the sample(s) tested and such sample(s) are retained for 90 days only.
除非另有說明，此報告結果僅對測試之樣品負責，同時此樣品僅保留90天。本報告未經本公司書面許可，不可部份複製。
This document is issued by the Company subject to its General Conditions of Service printed overleaf, available on request or accessible at www.sgs.com/terms_and_conditions.htm and for electronic format documents, subject to Terms and Conditions for Electronic Documents at www.sgs.com/terms_e-document.htm. Attention is drawn to the limitation of liability, indemnification and jurisdiction issues defined therein. Any holder of this document is advised that information contained hereon reflects the Company's findings at the time of its intervention only and within the limits of Client's instructions, if any. The Company's sole responsibility is to its Client and this document does not exonerate parties to a transaction from exercising all their rights and obligations under the transaction documents. This document cannot be reproduced except in full, without prior written approval of the Company. Any unauthorized alteration, forgery or falsification of the content or appearance of this document is unlawful and offenders may be prosecuted to the fullest extent of the law.

8.4.6 SAR Result of LTE Band 17

Ant 0 Test Record														
Test position	Test mode			Test ch./Freq.	Duty Cycle	SAR (W/kg) 1-g	SAR (W/kg) 10-g	Power drift (dB)	Conducted Power (dBm)	Tune up Limit (dBm)	Scaled factor	Scaled SAR 1-g (W/kg)	Scaled SAR 10-g (W/kg)	Liquid Temp.(℃)
	BW.	Modulation	RB Size_ RB offset											
Head Test Data(1RB)														
Left cheek	10	QPSK	1_49	23790/710	1:1	0.838	0.479	0.05	23.72	24.40	1.169	0.980	0.560	22.1
Left cheek	10	QPSK	1_49	23780/709	1:1	0.854	0.483	0.17	23.67	24.40	1.183	**1.010**	0.571	22.1
Left cheek-Repeat	10	QPSK	1_49	23780/709	1:1	0.833	0.475	0.18	23.67	24.40	1.183	0.985	0.562	22.1
Left cheek	10	QPSK	1_0	23800/711	1:1	0.842	0.475	0.02	23.67	24.40	1.183	0.996	0.562	22.1
Left tilted	10	QPSK	1_49	23790/710	1:1	0.168	0.114	0.02	23.72	24.40	1.169	0.196	0.133	22.1
Right cheek	10	QPSK	1_49	23790/710	1:1	0.825	0.399	0.05	23.72	24.40	1.169	0.965	0.467	22.1
Right cheek	10	QPSK	1_49	23780/709	1:1	0.770	0.407	0.16	23.67	24.40	1.183	0.911	0.481	22.1
Right cheek	10	QPSK	1_0	23800/711	1:1	0.773	0.410	0.05	23.67	24.40	1.183	0.914	0.485	22.1
Right tilted	10	QPSK	1_49	23790/710	1:1	0.205	0.123	-0.03	23.72	24.40	1.169	0.240	0.144	22.1
Head Test Data(50%RB)														
Left cheek	20	QPSK	25_25	23800/711	1:1	0.773	0.426	0.03	22.75	23.40	1.161	0.898	0.495	22.1
Left cheek	20	QPSK	25_25	23780/709	1:1	0.692	0.398	0.05	22.70	23.40	1.175	0.813	0.468	22.1
Left cheek	20	QPSK	25_25	23790/710	1:1	0.695	0.400	-0.02	22.75	23.40	1.161	0.807	0.465	22.1
Left tilted	20	QPSK	25_25	23800/711	1:1	0.141	0.096	0.05	22.75	23.40	1.161	0.164	0.112	22.1
Right cheek	20	QPSK	25_25	23800/711	1:1	0.709	0.340	0.05	22.75	23.40	1.161	0.823	0.395	22.1
Right cheek	20	QPSK	25_25	23780/709	1:1	0.652	0.342	0.01	22.70	23.40	1.175	0.766	0.402	22.1
Right cheek	20	QPSK	25_25	23790/710	1:1	0.648	0.340	0.02	22.75	23.40	1.161	0.753	0.395	22.1
Right tilted	20	QPSK	25_25	23800/711	1:1	0.171	0.103	0.01	22.75	23.40	1.161	0.199	0.120	22.1
Head Test Data(100%RB)														
Left cheek	20	QPSK	50_0	23780/709	1:1	0.721	0.407	-0.04	22.75	23.40	1.161	0.837	0.473	22.1
Right cheek	20	QPSK	50_0	23780/709	1:1	0.655	0.341	-0.03	22.75	23.40	1.161	0.761	0.396	22.1
Head Test Data at the worst case with Battery 2#														
Left cheek	10	QPSK	1_0	23800/711	1:1	0.822	0.464	0.03	23.67	24.40	1.183	0.972	0.549	22.1
Body worn Test data(Separate 15mm 1RB)														
Front side	10	QPSK	1_0	23800/711	1:1	0.167	0.111	0.07	22.54	23.30	1.191	0.199	0.132	22.1
Back side	10	QPSK	1_0	23800/711	1:1	0.207	0.135	-0.02	22.54	23.30	1.191	0.247	0.161	22.1
Body worn Test data(Separate 15mm 50%RB)														
Front side	20	QPSK	25_25	23800/711	1:1	0.181	0.121	0.02	22.54	23.30	1.191	0.216	0.144	22.1
Back side	20	QPSK	25_25	23800/711	1:1	0.224	0.146	0.06	22.54	23.30	1.191	**0.267**	0.174	22.1
Body worn Test data at the worst case with Battery 2#														
Back side	20	QPSK	25_25	23800/711	1:1	0.219	0.143	0.09	22.54	23.30	1.191	0.261	0.170	22.1
Hotspot Test data(Separate 10mm 1RB)														
Front side	10	QPSK	1_0	23800/711	1:1	0.255	0.170	-0.03	22.54	23.30	1.191	0.304	0.203	22.1
Back side	10	QPSK	1_0	23800/711	1:1	0.352	0.233	-0.02	22.54	23.30	1.191	0.419	0.278	22.1
Left side	10	QPSK	1_0	23800/711	1:1	0.578	0.333	-0.18	22.54	23.30	1.191	0.689	0.397	22.1
Top side	10	QPSK	1_0	23800/711	1:1	0.011	0.007	-0.09	22.54	23.30	1.191	0.013	0.009	22.1
Hotspot Test data(Separate 10mm 50%RB)														
Front side	20	QPSK	25_25	23800/711	1:1	0.280	0.186	0.04	22.54	23.30	1.191	0.334	0.222	22.1
Back side	20	QPSK	25_25	23800/711	1:1	0.383	0.254	0.04	22.54	23.30	1.191	0.456	0.303	22.1
Left side	20	QPSK	25_25	23800/711	1:1	0.617	0.351	0.09	22.54	23.30	1.191	**0.735**	0.418	22.1
Top side	20	QPSK	25_25	23800/711	1:1	0.012	0.008	0.13	22.54	23.30	1.191	0.014	0.010	22.1
Body Test Data at the worst case with Battery 2#														
Left side	20	QPSK	25_25	23800/711	1:1	0.603	0.343	0.04	22.54	23.30	1.191	0.718	0.409	22.1

Unless otherwise stated the results shown in this test report refer only to the sample(s) tested and such sample(s) are retained for 90 days only.
除非另有說明，此報告結果僅對測試之樣品負責，同時此樣品僅保留90天。本報告未經本公司書面許可，不可部份複製。
This document is issued by the Company subject to its General Conditions of Service printed overleaf, available on request or accessible at www.sgs.com/terms_and_conditions.htm and for electronic format documents, subject to Terms and Conditions for Electronic Documents at www.sgs.com/terms_e-document.htm. Attention is drawn to the limitation of liability, indemnification and jurisdiction issues defined therein. Any holder of this document is advised that information contained hereon reflects the Company's findings at the time of its intervention only and within the limits of Client's instructions, if any. The Company's sole responsibility is to its Client and this document does not exonerate parties to a transaction from exercising all their rights and obligations under the transaction documents. This document cannot be reproduced except in full, without prior written approval of the Company. Any unauthorized alteration, forgery or falsification of the content or appearance of this document is unlawful and offenders may be prosecuted to the fullest extent of the law.

Ant 0 Additional Test data(simultaneous transmission with WWAN+WLAN 2.4G(Chain0)+WLAN 5G(Chain1) Receiver on/ WWAN+WLAN 2.4G Receiver on/WWAN+WLAN 2.4G(Chain1)+BT Receiver on/ WWAN+WLAN 5G Receiver on/WWAN+WLAN 5G+BT Receiver on)														
Test position	Test mode			Test ch./Freq.	Duty Cycle	SAR (W/kg) 1-g	SAR (W/kg) 10-g	Power drift (dB)	Conducted Power (dBm)	Tune up Limit (dBm)	Scaled factor	Scaled SAR 1-g (W/kg)	Scaled SAR 10-g (W/kg)	Liquid Temp.(℃)
	BW.	Modulation	RB Size_ RB offset											
Head Test Data(1RB)														
Left cheek	10	QPSK	1_49	23780/709	1:1	0.471	0.253	-0.03	21.49	22.10	1.151	0.542	0.291	22.1
Head Test Data(50%RB)														
Left cheek	20	QPSK	25_25	23800/711	1:1	0.447	0.240	0.17	21.29	22.10	1.205	0.539	0.289	22.1

Ant 1 Test Record														
Test position	Test mode			Test ch./Freq.	Duty Cycle	SAR (W/kg) 1-g	SAR (W/kg) 10-g	Power drift (dB)	Conducted Power (dBm)	Tune up Limit (dBm)	Scaled factor	Scaled SAR 1-g (W/kg)	Scaled SAR 10-g (W/kg)	Liquid Temp.(℃)
	BW.	Modulation	RB Size_ RB offset											
Head Test Data(1RB)														
Left cheek	10	QPSK	1_49	23780/709	1:1	0.154	0.107	0.07	23.96	24.80	1.213	0.187	0.130	22.1
Left tilted	10	QPSK	1_49	23780/709	1:1	0.110	0.077	0.10	23.96	24.80	1.213	0.133	0.094	22.1
Right cheek	10	QPSK	1_49	23780/709	1:1	0.161	0.132	0.03	23.96	24.80	1.213	**0.195**	0.160	22.1
Right tilted	10	QPSK	1_49	23780/709	1:1	0.091	0.065	0.16	23.96	24.80	1.213	0.111	0.079	22.1
Head Test Data(50%RB)														
Left cheek	10	QPSK	25_25	23780/709	1:1	0.134	0.105	0.04	23.03	23.80	1.194	0.160	0.125	22.1
Left tilted	10	QPSK	25_25	23780/709	1:1	0.098	0.078	0.12	23.03	23.80	1.194	0.117	0.093	22.1
Right cheek	10	QPSK	25_25	23780/709	1:1	0.138	0.113	0.16	23.03	23.80	1.194	0.165	0.135	22.1
Right tilted	10	QPSK	25_25	23780/709	1:1	0.093	0.066	0.07	23.03	23.80	1.194	0.110	0.079	22.1
Head Test Data at the worst case with Battery 2#														
Right cheek	10	QPSK	1_49	23780/709	1:1	0.157	0.129	0.04	23.96	24.80	1.213	0.191	0.157	22.1
Body worn Test data(Separate 15mm 1RB)														
Front side	10	QPSK	1_49	23780/709	1:1	0.221	0.173	0.00	23.96	24.80	1.213	0.268	0.210	22.1
Back side	10	QPSK	1_49	23780/709	1:1	0.260	0.204	0.03	23.96	24.80	1.213	**0.315**	0.248	22.1
Body worn Test data(Separate 15mm 50%RB)														
Front side	20	QPSK	25_25	23780/709	1:1	0.185	0.146	0.05	23.03	23.80	1.194	0.221	0.174	22.1
Back side	20	QPSK	25_25	23780/709	1:1	0.219	0.171	0.01	23.03	23.80	1.194	0.261	0.204	22.1
Body worn Test data at the worst case with Battery 2#														
Back side	10	QPSK	1_49	23780/709	1:1	0.254	0.199	0.04	23.96	24.80	1.213	0.308	0.241	22.1
Hotspot Test data(Separate 10mm 1RB)														
Front side	10	QPSK	1_49	23780/709	1:1	0.346	0.201	0.03	23.96	24.80	1.213	0.420	0.244	22.1
Back side	10	QPSK	1_49	23780/709	1:1	0.404	0.239	-0.05	23.96	24.80	1.213	0.490	0.290	22.1
Left side	10	QPSK	1_49	23780/709	1:1	0.137	0.094	0.04	23.96	24.80	1.213	0.166	0.114	22.1
Right side	10	QPSK	1_49	23780/709	1:1	0.512	0.360	0.15	23.96	24.80	1.213	**0.621**	0.437	22.1
Bottom side	10	QPSK	1_49	23780/709	1:1	0.298	0.155	0.02	23.96	24.80	1.213	0.362	0.188	22.1
Hotspot Test data(Separate 10mm 50%RB)														
Front side	20	QPSK	25_25	23780/709	1:1	0.284	0.164	0.03	23.03	23.80	1.194	0.339	0.196	22.1
Back side	20	QPSK	25_25	23780/709	1:1	0.328	0.195	0.04	23.03	23.80	1.194	0.392	0.233	22.1
Left side	20	QPSK	25_25	23780/709	1:1	0.122	0.086	0.01	23.03	23.80	1.194	0.146	0.102	22.1
Right side	20	QPSK	25_25	23780/709	1:1	0.422	0.297	-0.11	23.03	23.80	1.194	0.504	0.355	22.1
Bottom side	20	QPSK	25_25	23780/709	1:1	0.238	0.124	0.01	23.03	23.80	1.194	0.284	0.148	22.1
Body Test Data at the worst case with Battery 2#														
Right side	10	QPSK	1_49	23780/709	1:1	0.470	0.328	-0.04	23.96	24.80	1.213	0.570	0.398	22.1

Table 35：SAR of LTE Band 17 for Head and Body.

Note:

1) The maximum measured SAR value and Scaled SAR value are marked in bold. Graph results refer to Appendix B.

Unless otherwise stated the results shown in this test report refer only to the sample(s) tested and such sample(s) are retained for 90 days only.
除非另有說明，此報告結果僅對測試之樣品負責，同時此樣品僅保留90天。本報告未經本公司書面許可，不可部份複製。
This document is issued by the Company subject to its General Conditions of Service printed overleaf, available on request or accessible at www.sgs.com/terms_and_conditions.htm and for electronic format documents, subject to Terms and Conditions for Electronic Documents at www.sgs.com/terms_e-document.htm. Attention is drawn to the limitation of liability, indemnification and jurisdiction issues defined therein. Any holder of this document is advised that information contained hereon reflects the Company's findings at the time of its intervention only and within the limits of Client's instructions, if any. The Company's sole responsibility is to its Client and this document does not exonerate parties to a transaction from exercising all their rights and obligations under the transaction documents. This document cannot be reproduced except in full, without prior written approval of the Company. Any unauthorized alteration, forgery or falsification of the content or appearance of this document is unlawful and offenders may be prosecuted to the fullest extent of the law.

2) Per FCC KDB Publication 447498 D01, if the reported (scaled) SAR measured at the middle channel or highest output power channel for each test configuration is ≤ 0.8 W/kg then testing at the other channels is not required for such test configuration(s).

Test Position	Channel/ Frequency (MHz)	Measured SAR (1g)	1st Repeated SAR (1g)	Ratio	2nd Repeated SAR (1g)	3rd Repeated SAR (1g)
Ant0						
Left cheek	23780/709	0.854	0.833	1.025	N/A	N/A
Note: 1) When the original highest measured SAR is ≥ 0.80 W/kg, the measurement was repeated once.						
2) A second repeated measurement was preformed only if the ratio of largest to smallest SAR for the original and first repeated measurements was > 1.20 or when the original or repeated measurement was ≥ 1.45 W/kg (~ 10% from the 1-g SAR limit).						
3) A third repeated measurement was preformed only if the original, first or second repeated measurement was ≥ 1.5 W/kg and the ratio of largest to smallest SAR for the original, first and second repeated measurements is > 1.20.						
4) Repeated measurements are not required when the original highest measured SAR is < 0.80 W/kg						

Unless otherwise stated the results shown in this test report refer only to the sample(s) tested and such sample(s) are retained for 90 days only.
除非另有說明，此報告結果僅對測試之樣品負責，同時此樣品僅保留90天。本報告未經本公司書面許可，不可部份複製。
This document is issued by the Company subject to its General Conditions of Service printed overleaf, available on request or accessible at www.sgs.com/terms_and_conditions.htm and for electronic format documents, subject to Terms and Conditions for Electronic Documents at www.sgs.com/terms_e-document.htm. Attention is drawn to the limitation of liability, indemnification and jurisdiction issues defined therein. Any holder of this document is advised that information contained hereon reflects the Company's findings at the time of its intervention only and within the limits of Client's instructions, if any. The Company's sole responsibility is to its Client and this document does not exonerate parties to a transaction from exercising all their rights and obligations under the transaction documents. This document cannot be reproduced except in full, without prior written approval of the Company. Any unauthorized alteration, forgery or falsification of the content or appearance of this document is unlawful and offenders may be prosecuted to the fullest extent of the law.

8.4.7 SAR Result of LTE Band 26

Ant 0 Test Record															
Test position	Test mode			Test ch./Freq.	Duty Cycle	SAR (W/kg) 1-g	SAR (W/kg) 10-g	Power drift (dB)	Conducted Power (dBm)	Tune up Limit (dBm)	Scaled factor	Scaled SAR 1-g (W/kg)	Scaled SAR 10-g (W/kg)	Liquid Temp.(℃)
	BW.	Modulation	RB Size_ RB offset											
Head Test Data(1RB)														
Left cheek	15	QPSK	1_0	26965/841.5	1:1	0.320	0.178	0.06	23.75	24.60	1.216	0.389	0.216	22.1
Left tilted	15	QPSK	1_0	26965/841.5	1:1	0.063	0.043	0.04	23.75	24.60	1.216	0.076	0.052	22.1
Right cheek	15	QPSK	1_0	26965/841.5	1:1	0.576	0.285	0.09	23.75	24.60	1.216	**0.701**	0.347	22.1
Right tilted	15	QPSK	1_0	26965/841.5	1:1	0.126	0.082	0.11	23.75	24.60	1.216	0.153	0.100	22.1
Head Test Data(50%RB)														
Left cheek	15	QPSK	36_39	26765/821.5	1:1	0.284	0.182	0.02	22.85	23.60	1.189	0.338	0.216	22.1
Left tilted	15	QPSK	36_39	26765/821.5	1:1	0.058	0.040	0.05	22.85	23.60	1.189	0.069	0.047	22.1
Right cheek	15	QPSK	36_39	26765/821.5	1:1	0.348	0.174	0.03	22.85	23.60	1.189	0.414	0.207	22.1
Right tilted	15	QPSK	36_39	26765/821.5	1:1	0.082	0.054	0.03	22.85	23.60	1.189	0.098	0.064	22.1
Head Test Data at the worst case with Battery 2#														
Right cheek	15	QPSK	1_0	26965/841.5	1:1	0.570	0.282	0.03	23.75	24.60	1.216	0.693	0.343	22.1
Body worn Test data(Separate 15mm 1RB)														
Front side	15	QPSK	1_0	26965/841.5	1:1	0.090	0.061	0.03	23.75	24.60	1.216	0.109	0.074	22.1
Back side	15	QPSK	1_0	26965/841.5	1:1	0.130	0.084	0.03	23.75	24.60	1.216	**0.158**	0.102	22.1
Body worn Test data(Separate 15mm 50%RB)														
Front side	15	QPSK	36_39	26765/821.5	1:1	0.060	0.041	0.09	22.85	23.60	1.189	0.071	0.048	22.1
Back side	15	QPSK	36_39	26765/821.5	1:1	0.083	0.054	0.01	22.85	23.60	1.189	0.099	0.064	22.1
Body Test Data at the worst case with Battery 2#														
Back side	15	QPSK	1_0	26965/841.5	1:1	0.128	0.083	0.03	23.75	24.60	1.216	0.156	0.101	22.1
Body Test Data (10mm)(1RB)														
Front side	15	QPSK	1_0	26965/841.5	1:1	0.154	0.095	0.17	23.75	24.60	1.216	0.187	0.115	22.1
Back side	15	QPSK	1_0	26965/841.5	1:1	0.158	0.096	-0.04	23.75	24.60	1.216	0.192	0.117	22.1
Left side	15	QPSK	1_0	26965/841.5	1:1	0.289	0.164	0.11	23.75	24.60	1.216	**0.351**	0.199	22.1
Top side	15	QPSK	1_0	26965/841.5	1:1	0.009	0.006	0.12	23.75	24.60	1.216	0.011	0.007	22.1
Hotspot Test data(Separate 10mm 50%RB)														
Front side	15	QPSK	36_39	26765/821.5	1:1	0.100	0.067	0.04	22.85	23.60	1.189	0.119	0.079	22.1
Back side	15	QPSK	36_39	26765/821.5	1:1	0.146	0.088	0.05	22.85	23.60	1.189	0.174	0.105	22.1
Left side	15	QPSK	36_39	26765/821.5	1:1	0.194	0.110	-0.04	22.85	23.60	1.189	0.231	0.131	22.1
Top side	15	QPSK	36_39	26765/821.5	1:1	0.004	0.002	0.05	22.85	23.60	1.189	0.005	0.002	22.1
Body Test Data at the worst case with Battery 2#														
Left side	15	QPSK	1_0	26965/841.5	1:1	0.286	0.162	0.14	23.75	24.60	1.216	0.348	0.197	22.1

Unless otherwise stated the results shown in this test report refer only to the sample(s) tested and such sample(s) are retained for 90 days only.
除非另有說明，此報告結果僅對測試之樣品負責，同時此樣品僅保留90天。本報告未經本公司書面許可，不可部份複製。
This document is issued by the Company subject to its General Conditions of Service printed overleaf, available on request or accessible at www.sgs.com/terms_and_conditions.htm and for electronic format documents, subject to Terms and Conditions for Electronic Documents at www.sgs.com/terms_e-document.htm. Attention is drawn to the limitation of liability, indemnification and jurisdiction issues defined therein. Any holder of this document is advised that information contained hereon reflects the Company's findings at the time of its intervention only and within the limits of Client's instructions, if any. The Company's sole responsibility is to its Client and this document does not exonerate parties to a transaction from exercising all their rights and obligations under the transaction documents. This document cannot be reproduced except in full, without prior written approval of the Company. Any unauthorized alteration, forgery or falsification of the content or appearance of this document is unlawful and offenders may be prosecuted to the fullest extent of the law.

Ant 1 Test Record															
Test position	Test mode			Test ch./Freq.	Duty Cycle	SAR (W/kg) 1-g	SAR (W/kg) 10-g	Power drift (dB)	Conducted Power (dBm)	Tune up Limit (dBm)	Scaled factor	Scaled SAR 1-g (W/kg)	Scaled SAR 10-g (W/kg)	Liquid Temp.(℃)
	BW.	Modulation	RB Size_ RB offset											
Head Test Data(1RB)														
Left cheek	15	QPSK	1_74	26765/821.5	1:1	0.095	0.074	0.04	24.09	24.80	1.178	0.112	0.087	22.1
Left tilted	15	QPSK	1_74	26765/821.5	1:1	0.058	0.041	0.03	24.09	24.80	1.178	0.069	0.049	22.1
Right cheek	15	QPSK	1_74	26765/821.5	1:1	0.125	0.094	0.07	24.09	24.80	1.178	**0.147**	0.111	22.1
Right tilted	15	QPSK	1_74	26765/821.5	1:1	0.077	0.060	0.01	24.09	24.80	1.178	0.090	0.071	22.1
Head Test Data(50%RB)														
Left cheek	15	QPSK	36_39	26765/821.5	1:1	0.071	0.050	0.02	23.19	23.80	1.151	0.082	0.057	22.1
Left tilted	15	QPSK	36_39	26765/821.5	1:1	0.044	0.031	0.08	23.19	23.80	1.151	0.051	0.036	22.1
Right cheek	15	QPSK	36_39	26765/821.5	1:1	0.092	0.070	0.09	23.19	23.80	1.151	0.106	0.081	22.1
Right tilted	15	QPSK	36_39	26765/821.5	1:1	0.058	0.046	0.06	23.19	23.80	1.151	0.067	0.053	22.1
Head Test Data at the worst case with Battery 2#														
Right cheek	15	QPSK	1_74	26765/821.5	1:1	0.122	0.092	0.01	24.09	24.80	1.178	0.144	0.108	22.1
Body worn Test data(Separate 15mm 1RB)														
Front side	15	QPSK	1_74	26765/821.5	1:1	0.113	0.087	0.03	24.09	24.80	1.178	0.133	0.102	22.1
Back side	15	QPSK	1_74	26765/821.5	1:1	0.142	0.108	0.11	24.09	24.80	1.178	**0.167**	0.127	22.1
Body worn Test data(Separate 15mm 50%RB)														
Front side	15	QPSK	36_39	26765/821.5	1:1	0.098	0.075	0.02	23.19	23.80	1.151	0.113	0.086	22.1
Back side	15	QPSK	36_39	26765/821.5	1:1	0.111	0.085	0.14	23.19	23.80	1.151	0.128	0.098	22.1
Body worn Test data at the worst case with Battery 2#														
Back side	15	QPSK	1_74	26765/821.5	1:1	0.128	0.097	-0.03	24.09	24.80	1.178	0.151	0.115	22.1
Hotspot Test data(Separate 10mm 1RB)														
Front side	15	QPSK	1_74	26765/821.5	1:1	0.197	0.130	-0.08	24.09	24.80	1.178	0.232	0.153	22.1
Back side	15	QPSK	1_74	26765/821.5	1:1	0.221	0.130	0.08	24.09	24.80	1.178	**0.260**	0.153	22.1
Left side	15	QPSK	1_74	26765/821.5	1:1	0.063	0.044	0.02	24.09	24.80	1.178	0.074	0.052	22.1
Right side	15	QPSK	1_74	26765/821.5	1:1	0.207	0.141	0.15	24.09	24.80	1.178	0.244	0.166	22.1
Bottom side	15	QPSK	1_74	26765/821.5	1:1	0.163	0.095	0.07	24.09	24.80	1.178	0.192	0.111	22.1
Hotspot Test data(Separate 10mm 50%RB)														
Front side	15	QPSK	36_39	26765/821.5	1:1	0.152	0.100	-0.01	23.19	23.80	1.151	0.175	0.115	22.1
Back side	15	QPSK	36_39	26765/821.5	1:1	0.174	0.114	0.01	23.19	23.80	1.151	0.200	0.131	22.1
Left side	15	QPSK	36_39	26765/821.5	1:1	0.051	0.036	0.16	23.19	23.80	1.151	0.059	0.041	22.1
Right side	15	QPSK	36_39	26765/821.5	1:1	0.165	0.114	0.02	23.19	23.80	1.151	0.190	0.131	22.1
Bottom side	15	QPSK	36_39	26765/821.5	1:1	0.126	0.073	0.06	23.19	23.80	1.151	0.145	0.084	22.1
Body Test Data at the worst case with Battery 2#(10mm)														
Back side	15	QPSK	1_74	26765/821.5	1:1	0.195	0.117	0.09	24.09	24.80	1.178	0.230	0.138	22.1

Table 36：SAR of LTE Band 26 for Head and Body.

Note:

1) The maximum measured SAR value and Scaled SAR value are marked in bold. Graph results refer to Appendix B.

2) Per FCC KDB Publication 447498 D01, if the reported (scaled) SAR measured at the middle channel or highest output power channel for each test configuration is ≤ 0.8 W/kg then testing at the other channels is not required for such test configuration(s).

Unless otherwise stated the results shown in this test report refer only to the sample(s) tested and such sample(s) are retained for 90 days only.
除非另有說明，此報告結果僅對測試之樣品負責，同時此樣品僅保留90天。本報告未經本公司書面許可，不可部份複製。
This document is issued by the Company subject to its General Conditions of Service printed overleaf, available on request or accessible at www.sgs.com/terms_and_conditions.htm and for electronic format documents, subject to Terms and Conditions for Electronic Documents at www.sgs.com/terms_e-document.htm. Attention is drawn to the limitation of liability, indemnification and jurisdiction issues defined therein. Any holder of this document is advised that information contained hereon reflects the Company's findings at the time of its intervention only and within the limits of Client's instructions, if any. The Company's sole responsibility is to its Client and this document does not exonerate parties to a transaction from exercising all their rights and obligations under the transaction documents. This document cannot be reproduced except in full, without prior written approval of the Company. Any unauthorized alteration, forgery or falsification of the content or appearance of this document is unlawful and offenders may be prosecuted to the fullest extent of the law.

8.4.1 SAR Result of LTE Band 38

Ant 0 Test Record															
Test position	Test mode			Test ch./Freq.	Duty Cycle	SAR (W/kg) 1-g	SAR (W/kg) 10-g	Power drift (dB)	Conducted Power (dBm)	Tune up Limit (dBm)	Scaled factor	Scaled SAR 1-g (W/kg)	Scaled SAR 10-g (W/kg)	Liquid Temp.(℃)
	BW.	Modulation	RB Size_ RB offset											
Head Test Data(1RB)														
Left cheek	20	QPSK	1_50	38000/2595	1:1.58	0.305	0.155	0.17	19.79	20.10	1.074	0.328	0.166	22.1
Left tilted	20	QPSK	1_50	38000/2595	1:1.58	0.097	0.045	-0.08	19.79	20.10	1.074	0.104	0.048	22.1
Right cheek	20	QPSK	1_50	38000/2595	1:1.58	0.747	0.313	0.00	19.79	20.10	1.074	0.802	0.336	22.1
Right cheek	20	QPSK	1_0	37850/2580	1:1.58	0.800	0.341	0.00	19.65	20.10	1.109	0.887	0.378	22.1
Right cheek	20	QPSK	1_0	38150/2610	1:1.58	0.733	0.309	0.04	19.79	20.10	1.074	0.787	0.332	22.1
Right tilted	20	QPSK	1_50	38000/2595	1:1.58	0.292	0.130	0.00	19.79	20.10	1.074	0.314	0.140	22.1
Head Test Data(50%RB)														
Left cheek	20	QPSK	50_0	38000/2595	1:1.58	0.315	0.163	-0.08	19.85	20.10	1.059	0.334	0.173	22.1
Left tilted	20	QPSK	50_0	38000/2595	1:1.58	0.100	0.045	0.07	19.85	20.10	1.059	0.106	0.048	22.1
Right cheek	20	QPSK	50_0	38000/2595	1:1.58	0.790	0.335	0.00	19.85	20.10	1.059	0.837	0.355	22.1
Right cheek	20	QPSK	50_0	37850/2580	1:1.58	0.911	0.376	-0.03	19.84	20.10	1.062	**0.967**	0.399	22.1
Right cheek-Repeat	20	QPSK	50_0	37850/2580	1:1.58	0.806	0.344	0.00	19.84	20.10	1.062	0.856	0.365	22.1
Right cheek	20	QPSK	PCC 1_0 SCC 0_0	37850/2580 38048/2599.8	1:1.58	0.788	0.336	-0.02	19.68	20.10	1.102	0.868	0.370	22.1
Right cheek	20	QPSK	50_0	38150/2610	1:1.58	0.745	0.313	0.00	19.76	20.10	1.081	0.806	0.338	22.1
Right tilted	20	QPSK	50_0	38000/2595	1:1.58	0.284	0.124	-0.06	19.85	20.10	1.059	0.301	0.131	22.1
Head Test Data(100%RB)														
Right cheek	20	QPSK	100_0	38150/2610	1:1.58	0.837	0.344	0.00	19.79	20.10	1.074	0.899	0.369	22.1
Head Test Data at the worst case with Battery 2#														
Right cheek	20	QPSK	50_0	37850/2580	1:1.58	0.798	0.341	0.09	19.84	20.10	1.062	0.847	0.362	22.1
Body worn Test data(Separate 15mm 1RB)														
Front side	20	QPSK	1_50	38000/2595	1:1.58	0.145	0.074	0.08	22.66	23.00	1.081	0.157	0.080	22.1
Back side	20	QPSK	1_50	38000/2595	1:1.58	0.240	0.115	-0.14	22.66	23.00	1.081	**0.260**	0.124	22.1
Back side	20	QPSK	PCC 1_0 SCC 0_0	37850/2580 38048/2599.8	1:1.58 1:1.58	0.231	0.114	0.01	22.58	23.00	1.102	0.254	0.126	22.1
Body worn Test data(Separate 15mm 50%RB)														
Front side	20	QPSK	50_0	38000/2595	1:1.58	0.120	0.061	-0.02	21.66	22.00	1.081	0.130	0.066	22.1
Back side	20	QPSK	50_0	38000/2595	1:1.58	0.199	0.096	-0.09	21.66	22.00	1.081	0.215	0.104	22.1
Body worn Test data at the worst case with Battery 2#														
Back side	20	QPSK	1_50	38000/2595	1:1.58	0.237	0.114	-0.16	22.66	23.00	1.081	0.256	0.123	22.1
Hotspot Test data(Separate 10mm 1RB)														
Front side	20	QPSK	1_50	38000/2595	1:1.58	0.283	0.138	-0.07	22.66	23.00	1.081	0.306	0.149	22.1
Back side	20	QPSK	1_50	38000/2595	1:1.58	0.537	0.239	0.06	22.66	23.00	1.081	0.581	0.258	22.1
Left side	20	QPSK	1_50	38000/2595	1:1.58	0.659	0.283	-0.07	22.66	23.00	1.081	**0.713**	0.306	22.1
Left side	20	QPSK	PCC 1_0 SCC 0_0	37850/2580 38048/2599.8	1:1.58 1:1.58	0.635	0.278	0.04	22.58	23.00	1.102	0.699	0.306	22.1
Top side	20	QPSK	1_50	38000/2595	1:1.58	0.053	0.028	0.08	22.66	23.00	1.081	0.057	0.030	22.1
Hotspot Test data(Separate 10mm 50%RB)														
Front side	20	QPSK	50_0	38000/2595	1:1.58	0.237	0.114	0.16	21.66	22.00	1.081	0.256	0.123	22.1
Back side	20	QPSK	50_0	38000/2595	1:1.58	0.450	0.201	-0.16	21.66	22.00	1.081	0.487	0.217	22.1
Left side	20	QPSK	50_0	38000/2595	1:1.58	0.544	0.233	-0.08	21.66	22.00	1.081	0.588	0.252	22.1
Top side	20	QPSK	50_0	38000/2595	1:1.58	0.044	0.023	-0.02	21.66	22.00	1.081	0.048	0.025	22.1
Body Test Data at the worst case with Battery 2#														
Left side	20	QPSK	1_50	38000/2595	1:1.58	0.655	0.282	-0.13	22.66	23.00	1.081	0.708	0.305	22.1

Unless otherwise stated the results shown in this test report refer only to the sample(s) tested and such sample(s) are retained for 90 days only.
除非另有說明，此報告結果僅對測試之樣品負責，同時此樣品僅保留90天。本報告未經本公司書面許可，不可部份複製。
This document is issued by the Company subject to its General Conditions of Service printed overleaf, available on request or accessible at www.sgs.com/terms_and_conditions.htm and for electronic format documents, subject to Terms and Conditions for Electronic Documents at www.sgs.com/terms_e-document.htm. Attention is drawn to the limitation of liability, indemnification and jurisdiction issues defined therein. Any holder of this document is advised that information contained hereon reflects the Company's findings at the time of its intervention only and within the limits of Client's instructions, if any. The Company's sole responsibility is to its Client and this document does not exonerate parties to a transaction from exercising all their rights and obligations under the transaction documents. This document cannot be reproduced except in full, without prior written approval of the Company. Any unauthorized alteration, forgery or falsification of the content or appearance of this document is unlawful and offenders may be prosecuted to the fullest extent of the law.

Ant 2 Test Record														
Test position	Test mode			Test ch./Freq.	Duty Cycle	SAR (W/kg) 1-g	SAR (W/kg) 10-g	Power drift (dB)	Conducted Power (dBm)	Tune up Limit (dBm)	Scaled factor	Scaled SAR 1-g (W/kg)	Scaled SAR 10-g (W/kg)	Liquid Temp.(℃)
	BW.	Modulation	RB Size_ RB offset											
Head Test Data(1RB)														
Left cheek	20	QPSK	1_0	37850/2580	1:1.58	0.409	0.188	0.10	15.78	16.50	1.180	0.483	0.222	22.1
Left tilted	20	QPSK	1_0	37850/2580	1:1.58	0.541	0.242	-0.03	15.78	16.50	1.180	0.639	0.286	22.1
Right cheek	20	QPSK	1_0	37850/2580	1:1.58	0.759	0.305	0.07	15.78	16.50	1.180	0.896	0.360	22.1
Right cheek	20	QPSK	1_0	38000/2595	1:1.58	0.763	0.303	-0.07	15.77	16.50	1.183	0.903	0.358	22.1
Right cheek	20	QPSK	1_0	38150/2610	1:1.58	0.754	0.299	-0.19	15.78	16.50	1.180	0.890	0.353	22.1
Right tilted	20	QPSK	1_0	37850/2580	1:1.58	0.725	0.302	0.03	15.78	16.50	1.180	0.856	0.356	22.1
Right tilted	20	QPSK	1_0	38000/2595	1:1.58	0.720	0.300	0.04	15.77	16.50	1.183	0.852	0.355	22.1
Right tilted	20	QPSK	1_0	38150/2610	1:1.58	0.692	0.286	0.02	15.78	16.50	1.180	0.817	0.338	22.1
Head Test Data(50%RB)														
Left cheek	20	QPSK	50_25	38150/2610	1:1.58	0.411	0.189	0.18	15.78	16.50	1.180	0.485	0.223	22.1
Left tilted	20	QPSK	50_25	38150/2610	1:1.58	0.558	0.249	0.05	15.78	16.50	1.180	0.659	0.294	22.1
Right cheek	20	QPSK	50_25	38150/2610	1:1.58	0.766	0.303	-0.16	15.78	16.50	1.180	**0.904**	0.358	22.1
Right cheek	20	QPSK	PCC 1_0	38150/2610	1:1.58	0.681	0.282	-0.06	15.62	16.50	1.225	0.834	0.345	22.1
			SCC 0_0	37952/2590.2	1:1.58									
Right cheek	20	QPSK	50_25	37850/2580	1:1.58	0.764	0.305	0.01	15.77	16.50	1.183	0.904	0.361	22.1
Right cheek	20	QPSK	50_25	38000/2595	1:1.58	0.745	0.297	0.01	15.72	16.50	1.197	0.892	0.355	22.1
Right tilted	20	QPSK	50_25	38150/2610	1:1.58	0.695	0.271	-0.01	15.78	16.50	1.180	0.820	0.320	22.1
Right tilted	20	QPSK	50_25	37850/2580	1:1.58	0.719	0.301	0.02	15.77	16.50	1.183	0.851	0.356	22.1
Right tilted	20	QPSK	50_25	38000/2595	1:1.58	0.724	0.300	0.19	15.72	16.50	1.197	0.866	0.359	22.1
Head Test Data(100%RB)														
Right cheek	20	QPSK	100_0	38150/2610	1:1.58	0.643	0.258	0.06	15.75	16.50	1.189	0.764	0.307	22.1
Right tilted	20	QPSK	100_0	38150/2610	1:1.58	0.627	0.252	0.05	15.75	16.50	1.189	0.745	0.300	22.1
Head Test Data at the worst case with Battery 2#														
Right cheek	20	QPSK	50_25	38150/2610	1:1.58	0.758	0.300	-0.17	15.78	16.50	1.180	0.895	0.354	22.1
Body worn Test data(Separate 15mm 1RB)														
Front side	20	QPSK	1_0	38150/2610	1:1.58	0.186	0.097	-0.04	20.66	21.30	1.159	0.216	0.113	22.1
Back side	20	QPSK	1_0	38150/2610	1:1.58	0.232	0.121	0.00	20.66	21.30	1.159	**0.269**	0.140	22.1
Back side	20	QPSK	PCC 1_0	38150/2610	1:1.58	0.218	0.116	-0.03	20.54	21.30	1.191	0.260	0.138	22.1
			SCC 0_0	37952/2590.2	1:1.58									
Body worn Test data(Separate 15mm 50%RB)														
Front side	20	QPSK	50_25	37850/2580	1:1.58	0.186	0.097	-0.01	20.65	21.30	1.161	0.216	0.113	22.1
Back side	20	QPSK	50_25	37850/2580	1:1.58	0.227	0.118	-0.04	20.65	21.30	1.161	0.264	0.137	22.1
Body worn Test data at the worst case with Battery 2#														
Back side	20	QPSK	1_0	38150/2610	1:1.58	0.229	0.120	-0.09	20.66	21.30	1.159	0.265	0.139	22.1
Hotspot Test data(Separate 10mm 1RB)														
Front side	20	QPSK	1_0	38150/2610	1:1.58	0.424	0.212	-0.05	20.66	21.30	1.159	0.491	0.246	22.1
Back side	20	QPSK	1_0	38150/2610	1:1.58	0.428	0.216	-0.02	20.66	21.30	1.159	0.496	0.250	22.1
Left side	20	QPSK	1_0	38150/2610	1:1.58	0.077	0.030	-0.01	20.66	21.30	1.159	0.089	0.035	22.1
Top side	20	QPSK	1_0	38150/2610	1:1.58	0.870	0.400	0.12	20.66	21.30	1.159	1.008	0.464	22.1
Top side	20	QPSK	1_0	37850/2580	1:1.58	0.870	0.400	0.10	20.51	21.30	1.199	1.044	0.480	22.1
Top side	20	QPSK	1_0	38000/2595	1:1.58	0.888	0.410	0.13	20.61	21.30	1.172	1.041	0.481	22.1
Hotspot Test data(Separate 10mm 50%RB)														
Front side	20	QPSK	50_25	37850/2580	1:1.58	0.432	0.216	-0.02	20.65	21.30	1.161	0.502	0.251	22.1
Back side	20	QPSK	50_25	37850/2580	1:1.58	0.464	0.222	-0.01	20.65	21.30	1.161	0.539	0.258	22.1
Left side	20	QPSK	50_25	37850/2580	1:1.58	0.071	0.029	0.04	20.65	21.30	1.161	0.083	0.033	22.1
Top side	20	QPSK	50_25	37850/2580	1:1.58	0.900	0.414	0.03	20.65	21.30	1.161	**1.045**	0.481	22.1
Top side	20	QPSK	PCC 1_0	37850/2580	1:1.58	0.861	0.391	0.01	20.50	21.30	1.202	1.035	0.470	22.1
			SCC 0_0	38048/2599.8	1:1.58									
Top side-Repeat	20	QPSK	50_25	37850/2580	1:1.58	0.808	0.371	0.03	20.65	21.30	1.161	0.938	0.431	22.1
Top side	20	QPSK	50_25	38000/2595	1:1.58	0.897	0.414	0.02	20.64	21.30	1.164	1.044	0.482	22.1
Top side	20	QPSK	50_25	38150/2610	1:1.58	0.891	0.413	0.08	20.62	21.30	1.169	1.042	0.483	22.1
Hotspot Test data(Separate 10mm 100%RB)														
Top side	20	QPSK	100_0	37850/2580	1:1.58	0.892	0.411	0.03	20.63	21.30	1.167	1.041	0.480	22.1

Unless otherwise stated the results shown in this test report refer only to the sample(s) tested and such sample(s) are retained for 90 days only.
除非另有說明，此報告結果僅對測試之樣品負責，同時此樣品僅保留90天。本報告未經本公司書面許可，不可部份複製。
This document is issued by the Company subject to its General Conditions of Service printed overleaf, available on request or accessible at www.sgs.com/terms_and_conditions.htm and for electronic format documents, subject to Terms and Conditions for Electronic Documents at www.sgs.com/terms_e-document.htm. Attention is drawn to the limitation of liability, indemnification and jurisdiction issues defined therein. Any holder of this document is advised that information contained hereon reflects the Company's findings at the time of its intervention only and within the limits of Client's instructions, if any. The Company's sole responsibility is to its Client and this document does not exonerate parties to a transaction from exercising all their rights and obligations under the transaction documents. This document cannot be reproduced except in full, without prior written approval of the Company. Any unauthorized alteration, forgery or falsification of the content or appearance of this document is unlawful and offenders may be prosecuted to the fullest extent of the law.

Body Test Data at the worst case with Battery 2#														
Top side	20	QPSK	50_25	37850/2580	1:1.58	0.891	0.410	0.09	20.65	21.30	1.161	1.035	0.476	22.1
Ant 2 Additional Test data(simultaneous transmission with WWAN+WLAN 2.4G(Chain0)+WLAN 5G(Chain1) Receiver on)														
Test position	**Test mode**			**Test ch./Freq.**	**Duty Cycle**	**SAR (W/kg) 1-g**	**SAR (W/kg) 10-g**	**Power drift (dB)**	**Conducted Power (dBm)**	**Tune up Limit (dBm)**	**Scaled factor**	**Scaled SAR 1-g (W/kg)**	**Scaled SAR 10-g (W/kg)**	**Liquid Temp.(℃)**
	BW.	**Modulation**	**RB Size_ RB offset**											
Head Test Data(1RB)														
Left cheek	20	QPSK	1_0	37850/2580	1:1.58	0.283	0.130	-0.09	14.01	14.90	1.227	0.347	0.160	22.1
Left tilted	20	QPSK	1_0	37850/2580	1:1.58	0.374	0.167	0.06	14.01	14.90	1.227	0.459	0.205	22.1
Head Test Data(50%RB)														
Left cheek	20	QPSK	50_25	38150/2610	1:1.58	0.284	0.131	0.13	14.11	14.90	1.199	0.341	0.157	22.1
Left tilted	20	QPSK	50_25	38150/2610	1:1.58	0.386	0.172	0.01	14.11	14.90	1.199	0.463	0.206	22.1
Ant 2 Additional Test data(simultaneous transmission with WWAN+WLAN 2.4G Receiver on/ WWAN+WLAN 2.4G(Chain1)+BT Receiver on/ WWAN+WLAN 5G Receiver on/WWAN+WLAN 5G+BT Receiver on)														
Test position	**Test mode**			**Test ch./Freq.**	**Duty Cycle**	**SAR (W/kg) 1-g**	**SAR (W/kg) 10-g**	**Power drift (dB)**	**Conducted Power (dBm)**	**Tune up Limit (dBm)**	**Scaled factor**	**Scaled SAR 1-g (W/kg)**	**Scaled SAR 10-g (W/kg)**	**Liquid Temp.(℃)**
	BW.	**Modulation**	**RB Size_ RB offset**											
Head Test Data(1RB)														
Left cheek	20	QPSK	1_0	37850/2580	1:1.58	0.317	0.146	-0.04	14.55	15.40	1.216	0.386	0.178	22.1
Left tilted	20	QPSK	1_0	37850/2580	1:1.58	0.420	0.188	0.05	14.55	15.40	1.216	0.511	0.229	22.1
Head Test Data(50%RB)														
Left cheek	20	QPSK	50_25	38150/2610	1:1.58	0.319	0.147	0.17	14.59	15.40	1.205	0.384	0.177	22.1
Left tilted	20	QPSK	50_25	38150/2610	1:1.58	0.433	0.193	0.16	14.59	15.40	1.205	0.522	0.233	22.1
Ant 2 Additional Test data(simultaneous transmission with WWAN+WLAN 2.4G(Chain0)+WLAN 5G(Chain1) Receiver off/ WWAN+WLAN 2.4G Receiver off/WWAN+WLAN 2.4G(Chain1)+BT Receiver off/ WWAN+WLAN 5G Receiver off/WWAN+WLAN 5G+BT Receiver off)														
Test position	**Test mode**			**Test ch./Freq.**	**Duty Cycle**	**SAR (W/kg) 1-g**	**SAR (W/kg) 10-g**	**Power drift (dB)**	**Conducted Power (dBm)**	**Tune up Limit (dBm)**	**Scaled factor**	**Scaled SAR 1-g (W/kg)**	**Scaled SAR 10-g (W/kg)**	**Liquid Temp.(℃)**
	BW.	**Modulation**	**RB Size_ RB offset**											
Hotspot Test data(Separate 10mm 1RB)														
Top side	20	QPSK	1_0	37850/2580	1:1.58	0.556	0.259	-0.07	18.78	19.50	1.180	0.656	0.306	22.1
Hotspot Test data(Separate 10mm 50%RB)														
Top side	20	QPSK	50_25	37850/2580	1:1.58	0.565	0.265	0.09	18.93	19.50	1.140	0.644	0.302	22.1
Ant 3 Test Record														
Test position	**Test mode**			**Test ch./Freq.**	**Duty Cycle**	**SAR (W/kg) 1-g**	**SAR (W/kg) 10-g**	**Power drift (dB)**	**Conducted Power (dBm)**	**Tune up Limit (dBm)**	**Scaled factor**	**Scaled SAR 1-g (W/kg)**	**Scaled SAR 10-g (W/kg)**	**Liquid Temp.(℃)**
	BW.	**Modulation**	**RB Size_ RB offset**											
Head Test Data(1RB)														
Left cheek	20	QPSK	1_0	38150/2610	1:1.58	0.137	0.073	0.12	23.42	23.60	1.042	0.143	0.077	22.1
Left tilted	20	QPSK	1_0	38150/2610	1:1.58	0.091	0.046	0.02	23.42	23.60	1.042	0.095	0.048	22.1
Right cheek	20	QPSK	1_0	38150/2610	1:1.58	0.289	0.151	0.05	23.42	23.60	1.042	**0.301**	0.157	22.1
Right cheek	20	QPSK	PCC 1_0	38150/2610	1:1.58	0.212	0.112	-0.03	23.33	23.60	1.064	0.226	0.119	22.1
			SCC 0_0	37952/2590.2	1:1.58									
Right tilted	20	QPSK	1_0	38150/2610	1:1.58	0.079	0.040	0.03	23.42	23.60	1.042	0.082	0.041	22.1
Head Test Data(50%RB)														
Left cheek	20	QPSK	50_50	38000/2595	1:1.58	0.107	0.055	0.09	22.45	22.60	1.035	0.111	0.057	22.1
Left tilted	20	QPSK	50_50	38000/2595	1:1.58	0.070	0.035	0.05	22.45	22.60	1.035	0.073	0.036	22.1
Right cheek	20	QPSK	50_50	38000/2595	1:1.58	0.216	0.114	0.06	22.45	22.60	1.035	0.224	0.118	22.1
Right tilted	20	QPSK	50_50	38000/2595	1:1.58	0.060	0.029	0.01	22.45	22.60	1.035	0.062	0.030	22.1
Head Test Data at the worst case with Battery 2#														
Right cheek	20	QPSK	1_0	38150/2610	1:1.58	0.279	0.144	0.09	23.42	23.60	1.042	0.291	0.150	22.1
Body worn Test data(Separate 15mm 1RB)														
Front side	20	QPSK	1_0	38150/2610	1:1.58	0.162	0.089	-0.02	23.42	23.60	1.042	**0.169**	0.093	22.1
Front side	20	QPSK	PCC 1_0	38150/2610	1:1.58	0.150	0.076	-0.04	23.33	23.60	1.064	0.160	0.081	22.1
			SCC 0_0	37952/2590.2	1:1.58									

Unless otherwise stated the results shown in this test report refer only to the sample(s) tested and such sample(s) are retained for 90 days only.
除非另有說明，此報告結果僅對測試之樣品負責，同時此樣品僅保留90天。本報告未經本公司書面許可，不可部份複製。
This document is issued by the Company subject to its General Conditions of Service printed overleaf, available on request or accessible at www.sgs.com/terms_and_conditions.htm and for electronic format documents, subject to Terms and Conditions for Electronic Documents at www.sgs.com/terms_e-document.htm. Attention is drawn to the limitation of liability, indemnification and jurisdiction issues defined therein. Any holder of this document is advised that information contained hereon reflects the Company's findings at the time of its intervention only and within the limits of Client's instructions, if any. The Company's sole responsibility is to its Client and this document does not exonerate parties to a transaction from exercising all their rights and obligations under the transaction documents. This document cannot be reproduced except in full, without prior written approval of the Company. Any unauthorized alteration, forgery or falsification of the content or appearance of this document is unlawful and offenders may be prosecuted to the fullest extent of the law.

Back side	20	QPSK	1_0	38150/2610	1:1.58	0.151	0.077	0.01	23.42	23.60	1.042	0.157	0.080	22.1
Body worn Test data(Separate 15mm 50%RB)														
Front side	20	QPSK	50_50	38000/2595	1:1.58	0.137	0.075	-0.01	22.45	22.60	1.035	0.142	0.077	22.1
Back side	20	QPSK	50_50	38000/2595	1:1.58	0.124	0.064	0.05	22.45	22.60	1.035	0.128	0.067	22.1
Body worn Test data at the worst case with Battery 2#														
Front side	20	QPSK	1_0	38150/2610	1:1.58	0.161	0.089	0.01	23.42	23.60	1.042	0.168	0.092	22.1
Hotspot Test data(Separate 10mm 1RB)														
Front side	20	QPSK	1_0	38150/2610	1:1.58	0.296	0.156	-0.07	23.42	23.60	1.042	0.309	0.163	22.1
Back side	20	QPSK	1_0	38150/2610	1:1.58	0.303	0.152	0.05	23.42	23.60	1.042	0.316	0.158	22.1
Left side	20	QPSK	1_0	38150/2610	1:1.58	0.003	0.001	0.05	23.42	23.60	1.042	0.003	0.001	22.1
Right side	20	QPSK	1_0	38150/2610	1:1.58	0.594	0.280	-0.05	23.42	23.60	1.042	**0.619**	0.292	22.1
Right side	20	QPSK	PCC 1_0	38150/2610	1:1.58	0.574	0.266	-0.01	23.33	23.60	1.064	0.611	0.283	22.1
			SCC 0_0	37952/2590.2	1:1.58									
Bottom side	20	QPSK	1_0	38150/2610	1:1.58	0.196	0.085	-0.02	23.42	23.60	1.042	0.204	0.089	22.1
Hotspot Test data(Separate 10mm 50%RB)														
Front side	20	QPSK	50_50	38000/2595	1:1.58	0.240	0.126	-0.01	22.45	22.60	1.035	0.248	0.130	22.1
Back side	20	QPSK	50_50	38000/2595	1:1.58	0.246	0.124	-0.03	22.45	22.60	1.035	0.255	0.128	22.1
Left side	20	QPSK	50_50	38000/2595	1:1.58	0.002	0.001	-0.04	22.45	22.60	1.035	0.002	0.001	22.1
Right side	20	QPSK	50_50	38000/2595	1:1.58	0.489	0.228	-0.02	22.45	22.60	1.035	0.506	0.236	22.1
Bottom side	20	QPSK	50_50	38000/2595	1:1.58	0.160	0.069	-0.09	22.45	22.60	1.035	0.166	0.072	22.1
Body Test Data at the worst case with Battery 2#														
Right side	20	QPSK	1_0	38150/2610	1:1.58	0.589	0.277	-0.08	23.42	23.60	1.042	0.614	0.289	22.1

Table 37：SAR of LTE Band 38 for Head, Body.

Note:

1) The maximum measured SAR value and Scaled SAR value are marked in bold. Graph results refer to Appendix B.

2) Per FCC KDB Publication 447498 D01, if the reported (scaled) SAR measured at the middle channel or highest output power channel for each test configuration is ≤ 0.8 W/kg(1g SAR) or ≤ 2.0 W/kg(10g SAR) then testing at the other channels is not required for such test configuration(s).

Test Position	Channel/ Frequency (MHz)	Measured SAR (1g)	1st Repeated SAR (1g)	Ratio	2nd Repeated SAR (1g)	3rd Repeated SAR (1g)
Ant0						
Right cheek	37850/2580	0.911	0.806	1.130	N/A	N/A
Ant2						
Top side 10mm	37850/2580	0.900	0.808	1.114	N/A	N/A
Note: 1) When the original highest measured SAR is ≥ 0.80 W/kg, the measurement was repeated once.						
2) A second repeated measurement was preformed only if the ratio of largest to smallest SAR for the original and first repeated measurements was > 1.20 or when the original or repeated measurement was ≥ 1.45 W/kg (~ 10% from the 1-g SAR limit).						
3) A third repeated measurement was preformed only if the original, first or second repeated measurement was ≥ 1.5 W/kg and the ratio of largest to smallest SAR for the original, first and second repeated measurements is > 1.20.						
4) Repeated measurements are not required when the original highest measured SAR is < 0.80 W/kg						

Unless otherwise stated the results shown in this test report refer only to the sample(s) tested and such sample(s) are retained for 90 days only.
除非另有說明，此報告結果僅對測試之樣品負責，同時此樣品僅保留90天。本報告未經本公司書面許可，不可部份複製。
This document is issued by the Company subject to its General Conditions of Service printed overleaf, available on request or accessible at www.sgs.com/terms_and_conditions.htm and for electronic format documents, subject to Terms and Conditions for Electronic Documents at www.sgs.com/terms_e-document.htm. Attention is drawn to the limitation of liability, indemnification and jurisdiction issues defined therein. Any holder of this document is advised that information contained hereon reflects the Company's findings at the time of its intervention only and within the limits of Client's instructions, if any. The Company's sole responsibility is to its Client and this document does not exonerate parties to a transaction from exercising all their rights and obligations under the transaction documents. This document cannot be reproduced except in full, without prior written approval of the Company. Any unauthorized alteration, forgery or falsification of the content or appearance of this document is unlawful and offenders may be prosecuted to the fullest extent of the law.

8.4.2 SAR Result of LTE Band 41

Ant 0 Test Record														
Test position	Test mode			Test ch./Freq.	Duty Cycle	SAR (W/kg) 1-g	SAR (W/kg) 10-g	Power drift (dB)	Conducted Power (dBm)	Tune up Limit (dBm)	Scaled factor	Scaled SAR 1-g (W/kg)	Scaled SAR 10-g (W/kg)	Liquid Temp.(℃)
	BW.	Modulation	RB Size_RB offset											
Head Test Data(1RB)														
Left cheek Class3	20	QPSK	1_0	39750/2506	1:1.58	0.331	0.172	0.05	19.21	19.50	1.069	0.354	0.184	22.1
Left tilted (Class3)	20	QPSK	1_0	39750/2506	1:1.58	0.094	0.042	0.06	19.21	19.50	1.069	0.101	0.044	22.1
Right cheek (Class3)	20	QPSK	1_0	39750/2506	1:1.58	0.854	0.356	0.01	19.21	19.50	1.069	0.913	0.381	22.1
Right cheek (Class3)	20	QPSK	1_0	40185/2549.5	1:1.58	0.903	0.378	0.02	19.21	19.50	1.069	0.965	0.404	22.1
Right cheek (Class3)	20	QPSK	1_0	40620/2593	1:1.58	0.857	0.362	-0.12	19.13	19.50	1.089	0.933	0.394	22.1
Right cheek (Class3)	20	QPSK	1_0	41055/2636.5	1:1.58	0.739	0.308	-0.05	19.05	19.50	1.109	0.820	0.342	22.1
Right cheek (Class3)	20	QPSK	1_99	41490/2680	1:1.58	0.533	0.213	-0.09	19.14	19.50	1.086	0.579	0.231	22.1
Right tilted (Class3)	20	QPSK	1_0	39750/2506	1:1.58	0.273	0.119	0.02	19.19	19.50	1.074	0.293	0.128	22.1
Head Test Data(50%RB)														
Left cheek (Class3)	20	QPSK	50_25	39750/2506	1:1.58	0.354	0.183	0.04	19.40	19.50	1.023	0.362	0.187	22.1
Left tilted (Class3)	20	QPSK	50_25	39750/2506	1:1.58	0.104	0.046	0.04	19.40	19.50	1.023	0.106	0.047	22.1
Right cheek (Class3)	20	QPSK	50_25	39750/2506	1:1.58	0.905	0.378	0.08	19.40	19.50	1.023	0.926	0.387	22.1
Right cheek (Class3)	20	QPSK	50_25	40185/2549.5	1:1.58	0.944	0.399	-0.07	19.39	19.50	1.026	**0.968**	0.409	22.1
Right cheek (Class2)	20	QPSK	50_25	40185/2549.5	1:2.308	0.851	0.357	-0.03	19.39	19.50	1.026	0.873	0.366	22.1
Right cheek-Repeat(Class3)	20	QPSK	50_25	40185/2549.5	1:1.58	0.943	0.394	0.05	19.39	19.50	1.026	0.967	0.404	22.1
Right cheek (Class3)	20	QPSK	PCC 1_0 SCC 0_0	40185/2549.5 40383/2569.3	1:1.58	0.707	0.295	-0.04	19.11	19.50	1.094	0.773	0.323	22.1
Right cheek (Class3)	20	QPSK	50_50	40620/2593	1:1.58	0.835	0.350	-0.08	19.21	19.50	1.069	0.893	0.374	22.1
Right cheek (Class3)	20	QPSK	50_25	41055/2636.5	1:1.58	0.721	0.298	-0.14	19.25	19.50	1.059	0.764	0.316	22.1
Right cheek (Class3)	20	QPSK	50_0	41490/2680	1:1.58	0.600	0.242	-0.03	19.22	19.50	1.067	0.640	0.258	22.1
Right tilted (Class3)	20	QPSK	50_25	39750/2506	1:1.58	0.286	0.125	0.07	19.40	19.50	1.023	0.293	0.128	22.1
Head Test Data(100%RB)														
Right cheek (Class3)	20	QPSK	100_0	39750/2506	1:1.58	0.908	0.379	0.08	19.32	19.50	1.042	0.946	0.395	22.1
Head Test Data at the worst case with Battery 2#														
Right cheek (Class3)	20	QPSK	50_25	40185/2549.5	1:1.58	0.939	0.397	-0.08	19.39	19.50	1.026	0.963	0.407	22.1
Body worn Test data(Separate 15mm 1RB)														
Front side (Class3)	20	QPSK	1_0	40620/2593	1:1.58	0.086	0.044	0.06	19.67	20.50	1.211	0.104	0.053	22.1
Back side (Class3)	20	QPSK	1_0	40620/2593	1:1.58	0.162	0.077	0.12	19.67	20.50	1.211	**0.196**	0.094	22.1
Back side (Class2)	20	QPSK	1_0	40620/2593	1:2.308	0.115	0.057	-0.04	19.67	20.50	1.211	0.139	0.069	22.1
Back side	20	QPSK	PCC 1_0	40620/2593	1:1.58	0.157	0.079	0.01	19.61	20.50	1.227	0.193	0.097	22.1

Unless otherwise stated the results shown in this test report refer only to the sample(s) tested and such sample(s) are retained for 90 days only.
除非另有說明，此報告結果僅對測試之樣品負責，同時此樣品僅保留90天。本報告未經本公司書面許可，不可部份複製。
This document is issued by the Company subject to its General Conditions of Service printed overleaf, available on request or accessible at www.sgs.com/terms_and_conditions.htm and for electronic format documents, subject to Terms and Conditions for Electronic Documents at www.sgs.com/terms_e-document.htm. Attention is drawn to the limitation of liability, indemnification and jurisdiction issues defined therein. Any holder of this document is advised that information contained hereon reflects the Company's findings at the time of its intervention only and within the limits of Client's instructions, if any. The Company's sole responsibility is to its Client and this document does not exonerate parties to a transaction from exercising all their rights and obligations under the transaction documents. This document cannot be reproduced except in full, without prior written approval of the Company. Any unauthorized alteration, forgery or falsification of the content or appearance of this document is unlawful and offenders may be prosecuted to the fullest extent of the law.

(Class3)			SCC 0_0	40818/2612.8										
Body worn Test data(Separate 15mm 50%RB)														
Front side (Class3)	20	QPSK	50_50	40620/2593	1:1.58	0.085	0.043	0.02	19.88	20.50	1.153	0.098	0.049	22.1
Back side (Class3)	20	QPSK	50_50	40620/2593	1:1.58	0.159	0.076	0.00	19.88	20.50	1.153	0.183	0.087	22.1
Body worn Test data at the worst case with Battery 2#														
Back side (Class3)	20	QPSK	1_0	40620/2593	1:1.58	0.160	0.076	0.01	19.67	20.50	1.211	0.194	0.092	22.1
Hotspot Test data(Separate 10mm 1RB)														
Front side (Class3)	20	QPSK	1_0	40620/2593	1:1.58	0.171	0.084	0.02	19.67	20.50	1.211	0.207	0.101	22.1
Back side (Class3)	20	QPSK	1_0	40620/2593	1:1.58	0.343	0.150	0.11	19.67	20.50	1.211	0.415	0.182	22.1
Left side (Class3)	20	QPSK	1_0	40620/2593	1:1.58	0.431	0.186	0.06	19.67	20.50	1.211	**0.522**	0.225	22.1
Left side (Class2)	20	QPSK	1_0	40620/2593	1:2.308	0.263	0.115	0.02	19.67	20.50	1.211	0.318	0.139	22.1
Left side (Class3)	20	QPSK	PCC 1_0 SCC 0_0	40620/2593 40818/2612.8	1:1.58	0.406	0.182	0.01	19.61	20.50	1.227	0.498	0.223	22.1
Top side (Class3)	20	QPSK	1_0	40620/2593	1:1.58	0.021	0.010	0.05	19.67	20.50	1.211	0.025	0.012	22.1
Hotspot Test data(Separate 10mm 50%RB)														
Front side (Class3)	20	QPSK	50_50	40620/2593	1:1.58	0.176	0.087	0.01	19.88	20.50	1.153	0.203	0.100	22.1
Back side (Class3)	20	QPSK	50_50	40620/2593	1:1.58	0.383	0.170	0.16	19.88	20.50	1.153	0.442	0.196	22.1
Left side (Class3)	20	QPSK	50_50	40620/2593	1:1.58	0.446	0.192	0.05	19.88	20.50	1.153	0.514	0.221	22.1
Top side (Class3)	20	QPSK	50_50	40620/2593	1:1.58	0.023	0.011	-0.01	19.88	20.50	1.153	0.027	0.012	22.1
Body Test Data at the worst case with Battery 2#														
Left side (Class3)	20	QPSK	1_0	40620/2593	1:1.58	0.412	0.177	0.02	19.67	20.50	1.211	0.499	0.214	22.1

Ant 2 Test Record

Test position	Test mode			Test ch./Freq.	Duty Cycle	SAR (W/kg) 1-g	SAR (W/kg) 10-g	Power drift (dB)	Conducted Power (dBm)	Tune up Limit (dBm)	Scaled factor	Scaled SAR 1-g (W/kg)	Scaled SAR 10-g (W/kg)	Liquid Temp.(℃)
	BW.	Modulation	RB Size_RB offset											
Head Test Data(1RB)														
Left cheek (Class3)	20	QPSK	1_0	40620/2593	1:1.58	0.497	0.232	0.02	16.35	16.40	1.012	0.503	0.235	22.1
Left tilted (Class3)	20	QPSK	1_0	40620/2593	1:1.58	0.586	0.264	0.05	16.35	16.40	1.012	0.593	0.267	22.1
Right cheek (Class3)	20	QPSK	1_0	40620/2593	1:1.58	0.865	0.348	0.03	16.35	16.40	1.012	0.875	0.352	22.1
Right cheek (Class3)	20	QPSK	1_0	39750/2506	1:1.58	0.801	0.324	0.04	16.07	16.40	1.079	0.864	0.350	22.1
Right cheek (Class3)	20	QPSK	1_0	40185/2549.5	1:1.58	0.899	0.364	-0.13	16.25	16.40	1.035	0.931	0.377	22.1
Right cheek (Class3)	20	QPSK	1_0	41055/2636.5	1:1.58	0.840	0.336	0.03	16.24	16.40	1.038	0.872	0.349	22.1
Right cheek (Class3)	20	QPSK	1_99	41490/2680	1:1.58	0.875	0.349	-0.16	16.35	16.40	1.012	0.885	0.353	22.1
Right tilted (Class3)	20	QPSK	1_0	40620/2593	1:1.58	0.944	0.370	0.01	16.35	16.40	1.012	0.955	0.374	22.1
Right tilted (Class3)	20	QPSK	1_0	39750/2506	1:1.58	0.886	0.350	0.07	16.07	16.40	1.079	0.956	0.378	22.1
Right tilted (Class3)	20	QPSK	1_0	40185/2549.5	1:1.58	0.875	0.354	0.04	16.25	16.40	1.035	0.906	0.366	22.1
Right tilted (Class3)	20	QPSK	1_0	41055/2636.5	1:1.58	0.770	0.309	0.16	16.24	16.40	1.038	0.799	0.321	22.1

Unless otherwise stated the results shown in this test report refer only to the sample(s) tested and such sample(s) are retained for 90 days only.
除非另有說明，此報告結果僅對測試之樣品負責，同時此樣品僅保留90天。本報告未經本公司書面許可，不可部份複製。
This document is issued by the Company subject to its General Conditions of Service printed overleaf, available on request or accessible at www.sgs.com/terms_and_conditions.htm and for electronic format documents, subject to Terms and Conditions for Electronic Documents at www.sgs.com/terms_e-document.htm. Attention is drawn to the limitation of liability, indemnification and jurisdiction issues defined therein. Any holder of this document is advised that information contained hereon reflects the Company's findings at the time of its intervention only and within the limits of Client's instructions, if any. The Company's sole responsibility is to its Client and this document does not exonerate parties to a transaction from exercising all their rights and obligations under the transaction documents. This document cannot be reproduced except in full, without prior written approval of the Company. Any unauthorized alteration, forgery or falsification of the content or appearance of this document is unlawful and offenders may be prosecuted to the fullest extent of the law.

Right tilted (Class3)	20	QPSK	1_99	41490/2680	1:1.58	0.746	0.288	-0.07	16.35	16.40	1.012	0.755	0.291	22.1
Head Test Data(50%RB)														
Left cheek (Class3)	20	QPSK	50_0	40620/2593	1:1.58	0.497	0.231	0.08	16.30	16.40	1.023	0.509	0.236	22.1
Left tilted (Class3)	20	QPSK	50_0	40620/2593	1:1.58	0.578	0.260	0.05	16.30	16.40	1.023	0.591	0.266	22.1
Right cheek (Class3)	20	QPSK	50_0	40620/2593	1:1.58	0.873	0.349	0.02	16.30	16.40	1.023	0.893	0.357	22.1
Right cheek (Class3)	20	QPSK	50_25	39750/2506	1:1.58	0.880	0.362	-0.09	16.19	16.40	1.050	0.924	0.380	22.1
Right cheek (Class3)	20	QPSK	50_0	40185/2549.5	1:1.58	0.922	0.373	0.06	16.25	16.40	1.035	0.954	0.386	22.1
Right cheek (Class3)	20	QPSK	50_25	41055/2636.5	1:1.58	0.859	0.343	0.15	16.23	16.40	1.040	0.893	0.357	22.1
Right cheek (Class3)	20	QPSK	50_50	41490/2680	1:1.58	0.901	0.361	0.04	16.26	16.40	1.033	0.931	0.373	22.1
Right tilted (Class3)	20	QPSK	50_0	40620/2593	1:1.58	0.944	0.369	-0.05	16.30	16.40	1.023	0.966	0.378	22.1
Right tilted (Class3)	20	QPSK	50_25	39750/2506	1:1.58	0.961	0.376	-0.02	16.19	16.40	1.050	**1.009**	0.395	22.1
Right tilted (Class2)	20	QPSK	50_25	39750/2506	1:2.308	0.541	0.214	0.01	16.19	16.40	1.050	0.568	0.225	22.1
Right tilted-repeat(Class3)	20	QPSK	50_25	39750/2506	1:1.58	0.829	0.327	-0.07	16.19	16.40	1.050	0.870	0.343	22.1
Right tilted (Class3)	20	QPSK	PCC 1_0 SCC 0_0	39750/2506 39948/2525.8	1:1.58	0.816	0.321	0.04	16.05	16.40	1.084	0.884	0.348	22.1
Right tilted (Class3)	20	QPSK	50_0	40185/2549.5	1:1.58	0.896	0.363	0.08	16.25	16.40	1.035	0.927	0.376	22.1
Right tilted (Class3)	20	QPSK	50_25	41055/2636.5	1:1.58	0.765	0.304	0.03	16.23	16.40	1.040	0.796	0.316	22.1
Right tilted (Class3)	20	QPSK	50_50	41490/2680	1:1.58	0.768	0.297	0.02	16.26	16.40	1.033	0.793	0.307	22.1
Head Test Data(100%RB)														
Right cheek (Class3)	20	QPSK	100_0	39750/2506	1:1.58	0.750	0.309	0.03	16.23	16.40	1.040	0.780	0.321	22.1
Right tilted (Class3)	20	QPSK	100_0	39750/2506	1:1.58	0.819	0.329	0.02	16.23	16.40	1.040	0.852	0.342	22.1
Head Test Data at the worst case with Battery 2#														
Right tilted (Class3)	20	QPSK	50_25	39750/2506	1:1.58	0.951	0.372	-0.09	16.19	16.40	1.050	0.998	0.390	22.1
Body worn Test data(Separate 15mm 1RB)														
Front side (Class3)	20	QPSK	1_0	41055/2636.5	1:1.58	0.129	0.066	0.00	19.45	19.50	1.012	0.130	0.067	22.1
Back side (Class3)	20	QPSK	1_0	41055/2636.5	1:1.58	0.182	0.093	0.06	19.45	19.50	1.012	**0.184**	0.094	22.1
Back side (Class2)	20	QPSK	1_0	41055/2636.5	1:2.308	0.113	0.057	-0.01	19.45	19.50	1.012	0.114	0.058	22.1
Back side (Class3)	20	QPSK	PCC 1_0 SCC 0_0	41055/2636.5 41253/2656.3	1:1.58	0.171	0.083	0.02	19.32	19.50	1.042	0.178	0.087	22.1
Body worn Test data(Separate 15mm 50%RB)														
Front side (Class3)	20	QPSK	50_0	40620/2593	1:1.58	0.114	0.060	0.00	19.41	19.50	1.021	0.116	0.061	22.1
Back side (Class3)	20	QPSK	50_0	40620/2593	1:1.58	0.172	0.087	-0.04	19.41	19.50	1.021	0.176	0.089	22.1
Body worn Test data at the worst case with Battery 2#														
Back side (Class3)	20	QPSK	1_0	41055/2636.5	1:1.58	0.179	0.091	0.05	19.45	19.50	1.012	0.181	0.092	22.1

Unless otherwise stated the results shown in this test report refer only to the sample(s) tested and such sample(s) are retained for 90 days only.
除非另有說明，此報告結果僅對測試之樣品負責，同時此樣品僅保留90天。本報告未經本公司書面許可，不可部份複製。
This document is issued by the Company subject to its General Conditions of Service printed overleaf, available on request or accessible at www.sgs.com/terms_and_conditions.htm and for electronic format documents, subject to Terms and Conditions for Electronic Documents at www.sgs.com/terms_e-document.htm. Attention is drawn to the limitation of liability, indemnification and jurisdiction issues defined therein. Any holder of this document is advised that information contained hereon reflects the Company's findings at the time of its intervention only and within the limits of Client's instructions, if any. The Company's sole responsibility is to its Client and this document does not exonerate parties to a transaction from exercising all their rights and obligations under the transaction documents. This document cannot be reproduced except in full, without prior written approval of the Company. Any unauthorized alteration, forgery or falsification of the content or appearance of this document is unlawful and offenders may be prosecuted to the fullest extent of the law.

Hotspot Test data(Separate 10mm 1RB)														
Front side (Class3)	20	QPSK	1_0	41055/2636.5	1:1.58	0.239	0.122	-0.03	19.45	19.50	1.012	0.242	0.123	22.1
Back side (Class3)	20	QPSK	1_0	41055/2636.5	1:1.58	0.313	0.153	0.01	19.45	19.50	1.012	0.317	0.155	22.1
Left side (Class3)	20	QPSK	1_0	41055/2636.5	1:1.58	0.075	0.033	0.03	19.45	19.50	1.012	0.076	0.033	22.1
Top side (Class3)	20	QPSK	1_0	41055/2636.5	1:1.58	0.580	0.269	0.02	19.45	19.50	1.012	**0.587**	0.272	22.1
Top side (Class2)	20	QPSK	1_0	41055/2636.5	1:2.308	0.434	0.203	0.02	19.45	19.50	1.012	0.439	0.205	22.1
Top side (Class3)	20	QPSK	PCC 1_0 SCC 0_0	41055/2636.5 41253/2656.3	1:1.58	0.532	0.249	0.01	19.32	19.50	1.042	0.555	0.260	22.1
Hotspot Test data(Separate 10mm 50%RB)														
Front side (Class3)	20	QPSK	50_0	40620/2593	1:1.58	0.230	0.116	0.00	19.41	19.50	1.021	0.235	0.118	22.1
Back side (Class3)	20	QPSK	50_0	40620/2593	1:1.58	0.310	0.152	0.05	19.41	19.50	1.021	0.316	0.155	22.1
Left side (Class3)	20	QPSK	50_0	40620/2593	1:1.58	0.060	0.026	-0.07	19.41	19.50	1.021	0.061	0.027	22.1
Top side (Class3)	20	QPSK	50_0	40620/2593	1:1.58	0.545	0.253	-0.05	19.41	19.50	1.021	0.556	0.258	22.1
Body Test Data at the worst case with Battery 2#														
Top side (Class3)	20	QPSK	1_0	41055/2636.5	1:1.58	0.576	0.267	0.05	19.45	19.50	1.012	0.583	0.270	22.1

Ant 2 Additional Test data(simultaneous transmission with WWAN+WLAN 2.4G(Chain0)+WLAN 5G(Chain1) Receiver on)

Test position	Test mode			Test ch./Freq.	Duty Cycle	SAR (W/kg) 1-g	SAR (W/kg) 10-g	Power drift (dB)	Conducted Power (dBm)	Tune up Limit (dBm)	Scaled factor	Scaled SAR 1-g (W/kg)	Scaled SAR 10-g (W/kg)	Liquid Temp.(℃)
	BW.	Modulation	RB Size_ RB offset											
Head Test Data(1RB)														
Left cheek (Class3)	20	QPSK	1_0	40620/2593	1:1.58	0.360	0.168	0.03	14.64	15.00	1.086	0.391	0.183	22.1
Left tilted (Class3)	20	QPSK	1_0	40620/2593	1:1.58	0.425	0.191	0.07	14.64	15.00	1.086	0.462	0.208	22.1
Right tilted (Class3)	20	QPSK	1_0	40620/2593	1:1.58	0.684	0.268	0.09	14.64	15.00	1.086	0.743	0.291	22.1
Head Test Data(50%RB)														
Left cheek (Class3)	20	QPSK	50_0	40620/2593	1:1.58	0.360	0.167	-0.02	14.86	15.00	1.033	0.372	0.172	22.1
Left tilted (Class3)	20	QPSK	50_0	40620/2593	1:1.58	0.419	0.188	0.07	14.86	15.00	1.033	0.433	0.194	22.1
Right tilted (Class3)	20	QPSK	50_0	40620/2593	1:1.58	0.684	0.267	0.09	14.86	15.00	1.033	0.706	0.276	22.1

Ant 2 Additional Test data(simultaneous transmission with WWAN+WLAN 2.4G Receiver on/ WWAN+WLAN 2.4G(Chain1)+BT Receiver on/WWAN+WLAN 5G Receiver on/WWAN+WLAN 5G+BT Receiver on)

Test position	Test mode			Test ch./Freq.	Duty Cycle	SAR (W/kg) 1-g	SAR (W/kg) 10-g	Power drift (dB)	Conducted Power (dBm)	Tune up Limit (dBm)	Scaled factor	Scaled SAR 1-g (W/kg)	Scaled SAR 10-g (W/kg)	Liquid Temp.(℃)
	BW.	Modulation	RB Size_ RB offset											
Head Test Data(1RB)														
Left cheek (Class3)	20	QPSK	1_0	40620/2593	1:1.58	0.401	0.185	0.13	15.23	15.50	1.064	0.427	0.197	22.1
Left tilted (Class3)	20	QPSK	1_0	40620/2593	1:1.58	0.473	0.212	0.05	15.23	15.50	1.064	0.503	0.226	22.1
Right tilted (Class3)	20	QPSK	1_0	40620/2593	1:1.58	0.763	0.294	0.08	15.23	15.50	1.064	0.812	0.313	22.1
Head Test Data(50%RB)														
Left cheek (Class3)	20	QPSK	50_0	40620/2593	1:1.58	0.402	0.186	-0.07	15.38	15.50	1.028	0.413	0.191	22.1
Left tilted (Class3)	20	QPSK	50_0	40620/2593	1:1.58	0.466	0.208	0.01	15.38	15.50	1.028	0.479	0.214	22.1

Unless otherwise stated the results shown in this test report refer only to the sample(s) tested and such sample(s) are retained for 90 days only.
除非另有說明，此報告結果僅對測試之樣品負責，同時此樣品僅保留90天。本報告未經本公司書面許可，不可部份複製。
This document is issued by the Company subject to its General Conditions of Service printed overleaf, available on request or accessible at www.sgs.com/terms_and_conditions.htm and for electronic format documents, subject to Terms and Conditions for Electronic Documents at www.sgs.com/terms_e-document.htm. Attention is drawn to the limitation of liability, indemnification and jurisdiction issues defined therein. Any holder of this document is advised that information contained hereon reflects the Company's findings at the time of its intervention only and within the limits of Client's instructions, if any. The Company's sole responsibility is to its Client and this document does not exonerate parties to a transaction from exercising all their rights and obligations under the transaction documents. This document cannot be reproduced except in full, without prior written approval of the Company. Any unauthorized alteration, forgery or falsification of the content or appearance of this document is unlawful and offenders may be prosecuted to the fullest extent of the law.

Right tilted (Class3)	20	QPSK	50_0	40620/2593	1:1.58	0.765	0.297	0.06	15.38	15.50	1.028	0.786	0.305	22.1
Ant 3 Test Record														
Test position	**Test mode**			**Test ch./Freq.**	**Duty Cycle**	**SAR (W/kg) 1-g**	**SAR (W/kg) 10-g**	**Power drift (dB)**	**Conducted Power (dBm)**	**Tune up Limit (dBm)**	**Scaled factor**	**Scaled SAR 1-g (W/kg)**	**Scaled SAR 10-g (W/kg)**	**Liquid Temp.(℃)**
	BW.	**Modulation**	**RB Size_ RB offset**											
Head Test Data(1RB)														
Left cheek (Class3)	20	QPSK	1_0	40620/2593	1:1.58	0.116	0.063	0.02	23.10	23.50	1.096	0.127	0.069	22.1
Left tilted (Class3)	20	QPSK	1_0	40620/2593	1:1.58	0.084	0.043	0.05	23.10	23.50	1.096	0.092	0.047	22.1
Right cheek (Class3)	20	QPSK	1_0	40620/2593	1:1.58	0.268	0.138	0.07	23.10	23.50	1.096	**0.294**	0.151	22.1
Right cheek (Class2)	20	QPSK	1_0	40620/2593	1:2.308	0.241	0.126	0.11	24.81	25.50	1.172	0.282	0.148	22.1
Right cheek (Class3)	20	QPSK	PCC 1_0 SCC 0_0	40620/2593 40818/2612.8	1:1.58	0.251	0.128	0.02	22.89	23.50	1.151	0.289	0.147	22.1
Right tilted (Class3)	20	QPSK	1_0	40620/2593	1:1.58	0.060	0.029	0.04	23.10	23.50	1.096	0.066	0.032	22.1
Head Test Data(50%RB)														
Left cheek	20	QPSK	50_25	40185/2549.5	1:1.58	0.086	0.046	0.18	22.26	22.50	1.057	0.091	0.049	22.1
Left tilted	20	QPSK	50_25	40185/2549.5	1:1.58	0.059	0.030	0.05	22.26	22.50	1.057	0.062	0.032	22.1
Right cheek	20	QPSK	50_25	40185/2549.5	1:1.58	0.189	0.098	0.02	22.26	22.50	1.057	0.200	0.103	22.1
Right tilted	20	QPSK	50_25	40185/2549.5	1:1.58	0.042	0.020	0.08	22.26	22.50	1.057	0.044	0.021	22.1
Head Test Data at the worst case with Battery 2#														
Right cheek	20	QPSK	1_0	40620/2593	1:1	0.263	0.137	0.17	23.10	23.50	1.096	0.288	0.150	22.1
Body worn Test data(Separate 15mm 1RB)														
Front side	20	QPSK	1_0	40185/2549.5	1:1.58	0.159	0.087	-0.03	23.10	23.50	1.096	0.174	0.095	22.1
Back side	20	QPSK	1_0	40185/2549.5	1:1.58	0.145	0.073	0.03	23.10	23.50	1.096	0.159	0.080	22.1
Body worn Test data(Separate 15mm 50%RB)														
Front side	20	QPSK	50_25	40340/2565	1:1.58	0.131	0.074	0.08	22.26	22.50	1.057	0.138	0.078	22.1
Back side	20	QPSK	50_25	40340/2565	1:1.58	0.112	0.058	0.04	22.26	22.50	1.057	0.118	0.061	22.1
Body worn Test data at the worst case with Battery 2#														
Front side (Class3)	20	QPSK	1_0	40185/2549.5	1:1.58	0.189	0.103	0.15	23.10	23.50	1.096	**0.207**	0.113	22.1
Front side (Class2)	20	QPSK	1_0	40185/2549.5	1:2.308	0.168	0.091	0.01	24.80	25.50	1.175	0.197	0.107	22.1
Front side (Class3)	20	QPSK	PCC 1_0 SCC 0_0	40185/2549.5 40383/2529.7	1:1.58	0.173	0.097	0.04	22.91	23.50	1.146	0.198	0.111	22.1
Hotspot Test data(Separate 10mm 1RB)														
Front side (Class3)	20	QPSK	1_0	40620/2593	1:1.58	0.281	0.149	0.02	23.10	23.50	1.096	0.308	0.163	22.1
Back side (Class3)	20	QPSK	1_0	40620/2593	1:1.58	0.306	0.160	-0.02	23.10	23.50	1.096	0.336	0.175	22.1
Left side (Class3)	20	QPSK	1_0	40620/2593	1:1.58	0.009	0.003	-0.01	23.10	23.50	1.096	0.009	0.003	22.1
Right side (Class3)	20	QPSK	1_0	40620/2593	1:1.58	0.767	0.334	-0.02	23.10	23.50	1.096	**0.841**	0.366	22.1
Right side (Class2)	20	QPSK	1_0	40620/2593	1:2.308	0.581	0.272	-0.06	24.81	25.50	1.172	0.681	0.319	22.1
Right side	20	QPSK	PCC 1_0 SCC 0_0	40620/2593 40818/2612.8	1:1.58	0.561	0.266	-0.02	22.89	23.50	1.151	0.646	0.306	22.1
Right side (Class3)	20	QPSK	1_0	39750/2506	1:1.58	0.730	0.318	-0.01	22.94	23.50	1.138	0.830	0.362	22.1
Right side (Class3)	20	QPSK	1_0	40185/2549.5	1:1.58	0.612	0.299	-0.01	22.96	23.50	1.132	0.693	0.339	22.1
Right side (Class3)	20	QPSK	1_0	41055/2636.5	1:1.58	0.570	0.271	-0.06	23.06	23.50	1.107	0.631	0.300	22.1
Right side (Class3)	20	QPSK	1_0	41490/2680	1:1.58	0.536	0.252	-0.02	23.10	23.50	1.096	0.588	0.276	22.1
Bottom side	20	QPSK	1_0	40620/2593	1:1.58	0.165	0.072	-0.03	23.10	23.50	1.096	0.181	0.079	22.1

Unless otherwise stated the results shown in this test report refer only to the sample(s) tested and such sample(s) are retained for 90 days only.
除非另有說明，此報告結果僅對測試之樣品負責，同時此樣品僅保留90天。本報告未經本公司書面許可，不可部份複製。
This document is issued by the Company subject to its General Conditions of Service printed overleaf, available on request or accessible at www.sgs.com/terms_and_conditions.htm and for electronic format documents, subject to Terms and Conditions for Electronic Documents at www.sgs.com/terms_e-document.htm. Attention is drawn to the limitation of liability, indemnification and jurisdiction issues defined therein. Any holder of this document is advised that information contained hereon reflects the Company's findings at the time of its intervention only and within the limits of Client's instructions, if any. The Company's sole responsibility is to its Client and this document does not exonerate parties to a transaction from exercising all their rights and obligations under the transaction documents. This document cannot be reproduced except in full, without prior written approval of the Company. Any unauthorized alteration, forgery or falsification of the content or appearance of this document is unlawful and offenders may be prosecuted to the fullest extent of the law.

(Class3)														
Hotspot Test data(Separate 10mm 50%RB)														
Front side (Class3)	20	QPSK	50_25	40185/2549.5	1:1.58	0.261	0.140	0.09	22.31	22.50	1.045	0.273	0.146	22.1
Back side (Class3)	20	QPSK	50_25	40185/2549.5	1:1.58	0.283	0.150	-0.08	22.31	22.50	1.045	0.296	0.157	22.1
Left side (Class3)	20	QPSK	50_25	40185/2549.5	1:1.58	0.008	0.003	-0.06	22.31	22.50	1.045	0.009	0.003	22.1
Right side (Class3)	20	QPSK	50_25	40185/2549.5	1:1.58	0.569	0.268	-0.05	22.31	22.50	1.045	0.594	0.280	22.1
Bottom side (Class3)	20	QPSK	50_25	40185/2549.5	1:1.58	0.148	0.064	0.03	22.31	22.50	1.045	0.155	0.067	22.1
Hotspot Test data(Separate 10mm 100%RB)														
Right side (Class3)	20	QPSK	100_0	41055/2636.5	1:1.58	0.467	0.215	-0.03	22.23	22.50	1.064	0.497	0.229	22.1
Body Test Data at the worst case with Battery 2#														
Right side (Class3)	20	QPSK	1_0	40620/2593	1:1.58	0.756	0.329	0.02	23.10	23.50	1.096	0.829	0.361	22.1

Table 38：SAR of LTE Band 41 for Head and Body.

Note:

1) The maximum measured SAR value and Scaled SAR value are marked in bold. Graph results refer to Appendix B.

2) Per FCC KDB Publication 447498 D01, if the reported (scaled) SAR measured at the middle channel or highest output power channel for each test configuration is ≤ 0.8 W/kg then testing at the other channels is not required for such test configuration(s).

Test Position	Channel/ Frequency (MHz)	Measured SAR (1g)	1st Repeated SAR (1g)	Ratio	2nd Repeated SAR (1g)	3rd Repeated SAR (1g)
Ant0						
Right cheek (Class3)	40185/2549.5	0.944	0.943	1.001	N/A	N/A
Ant2						
Right tilted (Class3)	39750/2506	0.961	0.829	1.159	N/A	N/A
Note: 1) When the original highest measured SAR is ≥ 0.80 W/kg, the measurement was repeated once.						
2) A second repeated measurement was preformed only if the ratio of largest to smallest SAR for the original and first repeated measurements was > 1.20 or when the original or repeated measurement was ≥ 1.45 W/kg (~ 10% from the 1-g SAR limit).						
3) A third repeated measurement was preformed only if the original, first or second repeated measurement was ≥ 1.5 W/kg and the ratio of largest to smallest SAR for the original, first and second repeated measurements is > 1.20.						
4) Repeated measurements are not required when the original highest measured SAR is < 0.80 W/kg						

Unless otherwise stated the results shown in this test report refer only to the sample(s) tested and such sample(s) are retained for 90 days only.
除非另有說明，此報告結果僅對測試之樣品負責，同時此樣品僅保留90天。本報告未經本公司書面許可，不可部份複製。
This document is issued by the Company subject to its General Conditions of Service printed overleaf, available on request or accessible at www.sgs.com/terms_and_conditions.htm and for electronic format documents, subject to Terms and Conditions for Electronic Documents at www.sgs.com/terms_e-document.htm. Attention is drawn to the limitation of liability, indemnification and jurisdiction issues defined therein. Any holder of this document is advised that information contained hereon reflects the Company's findings at the time of its intervention only and within the limits of Client's instructions, if any. The Company's sole responsibility is to its Client and this document does not exonerate parties to a transaction from exercising all their rights and obligations under the transaction documents. This document cannot be reproduced except in full, without prior written approval of the Company. Any unauthorized alteration, forgery or falsification of the content or appearance of this document is unlawful and offenders may be prosecuted to the fullest extent of the law.

8.4.3 SAR Result of LTE Band 66

Ant 2 Test Record														
Test position	Test mode			Test ch./Freq.	Duty Cycle	SAR (W/kg) 1-g	SAR (W/kg) 10-g	Power drift (dB)	Conducted Power (dBm)	Tune up Limit (dBm)	Scaled factor	Scaled SAR 1-g (W/kg)	Scaled SAR 10-g (W/kg)	Liquid Temp.(℃)
	BW.	Modulation	RB Size_ RB offset											
Head Test Data(1RB)														
Left cheek	20	QPSK	1_0	132322/1745	1:1	0.347	0.187	-0.08	14.72	15.70	1.253	0.435	0.234	22.1
Left tilted	20	QPSK	1_0	132322/1745	1:1	0.473	0.251	-0.02	14.72	15.70	1.253	0.593	0.315	22.1
Right cheek	20	QPSK	1_0	132322/1745	1:1	0.546	0.235	0.08	14.72	15.70	1.253	0.684	0.294	22.1
Right tilted	20	QPSK	1_0	132322/1745	1:1	0.706	0.327	0.11	14.72	15.70	1.253	0.885	0.410	22.1
Right tilted	20	QPSK	1_0	132072/1720	1:1	0.671	0.315	0.12	14.71	15.70	1.256	0.843	0.396	22.1
Right tilted	20	QPSK	1_0	132572/1770	1:1	0.720	0.331	0.10	14.36	15.70	1.361	**0.980**	0.451	22.1
Head Test Data(50%RB)														
Left cheek	20	QPSK	50_25	132072/1720	1:1	0.330	0.179	0.02	14.75	15.70	1.245	0.411	0.223	22.1
Left tilted	20	QPSK	50_25	132072/1720	1:1	0.453	0.243	0.06	14.75	15.70	1.245	0.564	0.302	22.1
Right cheek	20	QPSK	50_25	132072/1720	1:1	0.533	0.231	0.07	14.75	15.70	1.245	0.663	0.287	22.1
Right tilted	20	QPSK	50_25	132072/1720	1:1	0.695	0.326	0.16	14.75	15.70	1.245	0.865	0.406	22.1
Right tilted	20	QPSK	50_50	132322/1745	1:1	0.718	0.331	0.13	14.68	15.70	1.265	0.908	0.419	22.1
Right tilted	20	QPSK	50_0	132572/1770	1:1	0.739	0.339	0.11	14.68	15.70	1.265	0.935	0.429	22.1
Head Test Data(100%RB)														
Right tilted	20	QPSK	100_0	132072/1720	1:1	0.691	0.323	0.16	14.67	15.70	1.268	0.876	0.409	22.1
Head Test Data at the worst case with Battery 2#														
Right tilted	20	QPSK	1_0	132572/1770	1:1	0.696	0.320	0.10	14.36	15.70	1.361	0.948	0.436	22.1
Body worn Test data(Separate 15mm 1RB)														
Front side	20	QPSK	1_50	132072/1720	1:1	0.111	0.066	0.14	17.79	18.50	1.178	0.131	0.078	22.1
Back side	20	QPSK	1_50	132072/1720	1:1	0.149	0.088	-0.07	17.79	18.50	1.178	0.175	0.104	22.1
Body worn Test data(Separate 15mm 50%RB)														
Front side	20	QPSK	50_25	132072/1720	1:1	0.118	0.070	0.07	17.80	18.50	1.175	0.139	0.082	22.1
Back side	20	QPSK	50_25	132072/1720	1:1	0.158	0.093	0.10	17.80	18.50	1.175	**0.186**	0.109	22.1
Body worn Test data at the worst case with Battery 2#														
Back side	20	QPSK	50_25	132072/1720	1:1	0.157	0.092	0.11	17.80	18.50	1.175	0.184	0.108	22.1
Hotspot Test data(Separate 10mm 1RB)														
Front side	20	QPSK	1_50	132072/1720	1:1	0.241	0.135	-0.09	17.79	18.50	1.178	0.284	0.159	22.1
Back side	20	QPSK	1_50	132072/1720	1:1	0.297	0.166	-0.04	17.79	18.50	1.178	0.350	0.195	22.1
Left side	20	QPSK	1_50	132072/1720	1:1	0.050	0.029	0.03	17.79	18.50	1.178	0.058	0.034	22.1
Top side	20	QPSK	1_50	132072/1720	1:1	0.388	0.208	-0.08	17.79	18.50	1.178	0.457	0.245	22.1
Hotspot Test data(Separate 10mm 50%RB)														
Front side	20	QPSK	50_25	132072/1720	1:1	0.253	0.141	-0.08	17.80	18.50	1.175	0.297	0.166	22.1
Back side	20	QPSK	50_25	132072/1720	1:1	0.314	0.175	0.09	17.80	18.50	1.175	0.369	0.206	22.1
Left side	20	QPSK	50_25	132072/1720	1:1	0.046	0.027	0.02	17.80	18.50	1.175	0.054	0.032	22.1
Top side	20	QPSK	50_25	132072/1720	1:1	0.408	0.218	-0.05	17.80	18.50	1.175	**0.479**	0.256	22.1
Body Test Data at the worst case with Battery 2#														
Top side	20	QPSK	50_25	132072/1720	1:1	0.401	0.214	-0.11	17.80	18.50	1.175	0.471	0.251	22.1
Ant 2 Additional Test data(simultaneous transmission with WWAN+WLAN 2.4G(Chain0)+WLAN 5G(Chain1) Receiver on)														
Test position	Test mode			Test ch./Freq.	Duty Cycle	SAR (W/kg) 1-g	SAR (W/kg) 10-g	Power drift (dB)	Conducted Power (dBm)	Tune up Limit (dBm)	Scaled factor	Scaled SAR 1-g (W/kg)	Scaled SAR 10-g (W/kg)	Liquid Temp.(℃)
	BW.	Modulation	RB Size_ RB offset											
Head Test Data(1RB)														
Left tilted	20	QPSK	1_0	132322/1745	1:1	0.318	0.167	-0.03	13.05	14.00	1.245	0.396	0.208	22.1
Right tilted	20	QPSK	1_0	132322/1745	1:1	0.473	0.218	0.02	13.05	14.00	1.245	0.589	0.271	22.1
Head Test Data(50%RB)														
Left tilted	20	QPSK	50_25	132072/1720	1:1	0.303	0.162	-0.05	13.13	14.00	1.222	0.370	0.198	22.1
Right tilted	20	QPSK	50_25	132072/1720	1:1	0.468	0.219	0.06	13.13	14.00	1.222	0.572	0.268	22.1

Unless otherwise stated the results shown in this test report refer only to the sample(s) tested and such sample(s) are retained for 90 days only.
除非另有說明，此報告結果僅對測試之樣品負責，同時此樣品僅保留90天。本報告未經本公司書面許可，不可部份複製。
This document is issued by the Company subject to its General Conditions of Service printed overleaf, available on request or accessible at www.sgs.com/terms_and_conditions.htm and for electronic format documents, subject to Terms and Conditions for Electronic Documents at www.sgs.com/terms_e-document.htm. Attention is drawn to the limitation of liability, indemnification and jurisdiction issues defined therein. Any holder of this document is advised that information contained hereon reflects the Company's findings at the time of its intervention only and within the limits of Client's instructions, if any. The Company's sole responsibility is to its Client and this document does not exonerate parties to a transaction from exercising all their rights and obligations under the transaction documents. This document cannot be reproduced except in full, without prior written approval of the Company. Any unauthorized alteration, forgery or falsification of the content or appearance of this document is unlawful and offenders may be prosecuted to the fullest extent of the law.

Ant 2 Additional Test data(simultaneous transmission with WWAN+WLAN 2.4G Receiver on/ WWAN+WLAN 2.4G(Chain1)+BT Receiver on/WWAN+WLAN 5G Receiver on/WWAN+WLAN 5G+BT Receiver on)														
Test position	Test mode			Test ch./Freq.	Duty Cycle	SAR (W/kg) 1-g	SAR (W/kg) 10-g	Power drift (dB)	Conducted Power (dBm)	Tune up Limit (dBm)	Scaled factor	Scaled SAR 1-g (W/kg)	Scaled SAR 10-g (W/kg)	Liquid Temp.(℃)
	BW.	Modulation	RB Size_ RB offset											
Head Test Data(1RB)														
Left tilted	20	QPSK	1_0	132322/1745	1:1	0.401	0.212	-0.11	14.06	15.00	1.242	0.498	0.263	22.1
Right tilted	20	QPSK	1_0	132322/1745	1:1	0.600	0.275	0.03	14.06	15.00	1.242	0.745	0.341	22.1
Head Test Data(50%RB)														
Left tilted	20	QPSK	50_25	132072/1720	1:1	0.383	0.202	0.10	14.15	15.00	1.216	0.466	0.246	22.1
Right tilted	20	QPSK	50_25	132072/1720	1:1	0.588	0.273	0.05	14.15	15.00	1.216	0.715	0.332	22.1
Ant 3 Test Record														
Test position	Test mode			Test ch./Freq.	Duty Cycle	SAR (W/kg) 1-g	SAR (W/kg) 10-g	Power drift (dB)	Conducted Power (dBm)	Tune up Limit (dBm)	Scaled factor	Scaled SAR 1-g (W/kg)	Scaled SAR 10-g (W/kg)	Liquid Temp.(℃)
	BW.	Modulation	RB Size_ RB offset											
Head Test Data(1RB)														
Left cheek	20	QPSK	1_0	132072/1720	1:1	0.026	0.018	0.01	22.68	23.20	1.127	0.029	0.020	22.1
Left tilted	20	QPSK	1_0	132072/1720	1:1	0.032	0.020	0.05	22.68	23.20	1.127	0.036	0.022	22.1
Right cheek	20	QPSK	1_0	132072/1720	1:1	0.082	0.055	-0.01	22.68	23.20	1.127	**0.093**	0.062	22.1
Right tilted	20	QPSK	1_0	132072/1720	1:1	0.040	0.024	-0.14	22.68	23.20	1.127	0.045	0.027	22.1
Head Test Data(50%RB)														
Left cheek	20	QPSK	50_0	132322/1745	1:1	0.018	0.012	0.08	21.71	22.20	1.119	0.020	0.013	22.1
Left tilted	20	QPSK	50_0	132322/1745	1:1	0.025	0.015	-0.04	21.71	22.20	1.119	0.028	0.017	22.1
Right cheek	20	QPSK	50_0	132322/1745	1:1	0.047	0.030	0.06	21.71	22.20	1.119	0.052	0.034	22.1
Right tilted	20	QPSK	50_0	132322/1745	1:1	0.031	0.019	0.00	21.71	22.20	1.119	0.035	0.021	22.1
Head Test Data at the worst case with Battery 2#														
Right cheek	20	QPSK	1_0	132072/1720	1:1	0.080	0.054	-0.06	22.68	23.20	1.127	0.091	0.061	22.1
Body worn Test data(Separate 15mm 1RB)														
Front side	20	QPSK	1_0	132072/1720	1:1	0.068	0.043	0.02	22.68	23.20	1.127	0.076	0.049	22.1
Back side	20	QPSK	1_0	132072/1720	1:1	0.079	0.054	0.09	22.68	23.20	1.127	**0.089**	0.061	22.1
Body worn Test data(Separate 15mm 50%RB)														
Front side	20	QPSK	50_0	132322/1745	1:1	0.034	0.022	0.06	21.71	22.20	1.119	0.038	0.025	22.1
Back side	20	QPSK	50_0	132322/1745	1:1	0.038	0.025	0.02	21.71	22.20	1.119	0.043	0.028	22.1
Body worn Test data at the worst case with Battery 2#														
Back side	20	QPSK	1_0	132072/1720	1:1	0.078	0.053	0.08	22.68	23.20	1.127	0.087	0.060	22.1
Hotspot Test data(Separate 10mm 1RB)														
Front side	20	QPSK	1_0	132072/1720	1:1	0.101	0.064	0.00	22.68	23.20	1.127	0.114	0.072	22.1
Back side	20	QPSK	1_0	132072/1720	1:1	0.108	0.069	0.03	22.68	23.20	1.127	0.122	0.078	22.1
Left side	20	QPSK	1_0	132072/1720	1:1	0.016	0.010	0.00	22.68	23.20	1.127	0.018	0.011	22.1
Right side	20	QPSK	1_0	132072/1720	1:1	0.074	0.045	0.03	22.68	23.20	1.127	0.083	0.051	22.1
Bottom side	20	QPSK	1_0	132072/1720	1:1	0.118	0.063	-0.13	22.68	23.20	1.127	**0.133**	0.071	22.1
Hotspot Test data(Separate 10mm 50%RB)														
Front side	20	QPSK	50_0	132322/1745	1:1	0.061	0.035	0.09	21.71	22.20	1.119	0.068	0.039	22.1
Back side	20	QPSK	50_0	132322/1745	1:1	0.057	0.032	0.08	21.71	22.20	1.119	0.064	0.036	22.1
Left side	20	QPSK	50_0	132322/1745	1:1	0.012	0.007	0.09	21.71	22.20	1.119	0.014	0.008	22.1
Right side	20	QPSK	50_0	132322/1745	1:1	0.059	0.036	-0.17	21.71	22.20	1.119	0.066	0.040	22.1
Bottom side	20	QPSK	50_0	132322/1745	1:1	0.082	0.043	0.06	21.71	22.20	1.119	0.092	0.048	22.1
Body Test Data at the worst case with Battery 2#														
Bottom side	20	QPSK	1_0	132072/1720	1:1	0.117	0.062	0.03	22.68	23.20	1.127	0.132	0.070	22.1

Table 39：SAR of LTE Band 66 for Head and Body.

Note:

1) The maximum measured SAR value and Scaled SAR value are marked in bold. Graph results refer to Appendix B.

2) Per FCC KDB Publication 447498 D01, if the reported (scaled) SAR measured at the middle channel or highest output power channel for each test configuration is ≤ 0.8 W/kg then testing at the other channels is not required for such test configuration(s).

Unless otherwise stated the results shown in this test report refer only to the sample(s) tested and such sample(s) are retained for 90 days only.
除非另有說明，此報告結果僅對測試之樣品負責，同時此樣品僅保留90天。本報告未經本公司書面許可，不可部份複製。
This document is issued by the Company subject to its General Conditions of Service printed overleaf, available on request or accessible at www.sgs.com/terms_and_conditions.htm and for electronic format documents, subject to Terms and Conditions for Electronic Documents at www.sgs.com/terms_e-document.htm. Attention is drawn to the limitation of liability, indemnification and jurisdiction issues defined therein. Any holder of this document is advised that information contained hereon reflects the Company's findings at the time of its intervention only and within the limits of Client's instructions, if any. The Company's sole responsibility is to its Client and this document does not exonerate parties to a transaction from exercising all their rights and obligations under the transaction documents. This document cannot be reproduced except in full, without prior written approval of the Company. Any unauthorized alteration, forgery or falsification of the content or appearance of this document is unlawful and offenders may be prosecuted to the fullest extent of the law.

8.4.4 SAR Result of WIFI 2.4G

Ant8(chain1) Test Record													
Test position	Test mode	Test ch./Freq.	Duty Cycle	Duty Cycle Scaled factor	SAR (W/kg) 1-g	SAR (W/kg) 10-g	Power drift (dB)	Conducted Power(dBm)	Tune up Limit(dBm)	Scaled factor	Scaled SAR 1-g (W/kg)	Scaled SAR 10-g (W/kg)	Liquid Temp.(℃)
Head Test data													
Left cheek	802.11g	6/2437	97.71%	1.023	0.030	0.015	-0.01	18.31	19.50	1.315	0.040	0.020	22
Left tilted	802.11g	6/2437	97.71%	1.023	0.042	0.020	0.04	18.31	19.50	1.315	0.056	0.027	22
Right cheek	802.11g	6/2437	97.71%	1.023	0.040	0.027	-0.04	18.31	19.50	1.315	0.054	0.036	22
Right tilted	802.11g	6/2437	97.71%	1.023	0.091	0.035	0.15	18.31	19.50	1.315	**0.122**	0.047	22
Head Test Data at the worst case with Battery 2#													
Right tilted	802.11g	6/2437	97.71%	1.023	0.086	0.033	0.11	18.31	19.50	1.315	0.115	0.044	22
Body worn Test data(Separate 15mm)													
Front side	802.11g	6/2437	97.71%	1.023	0.003	0.002	-0.15	18.31	19.50	1.315	0.004	0.002	22
Back side	802.11g	6/2437	97.71%	1.023	0.029	0.015	-0.13	18.31	19.50	1.315	**0.040**	0.020	22
Body worn Test data at the worst case with Battery 2#(Separate 15mm)													
Back side	802.11g	6/2437	97.71%	1.023	0.028	0.014	-0.02	18.31	19.50	1.315	0.037	0.019	22
Hotspot Test data (Separate 10mm)													
Front side	802.11g	6/2437	97.71%	1.023	0.007	0.003	-0.08	18.31	19.50	1.315	0.009	0.004	22
Back side	802.11g	6/2437	97.71%	1.023	0.071	0.035	-0.03	18.31	19.50	1.315	**0.095**	0.047	22
Left side	802.11g	6/2437	97.71%	1.023	0.005	0.002	0.00	18.31	19.50	1.315	0.006	0.003	22
Right side	802.11g	6/2437	97.71%	1.023	0.002	0.001	0.09	18.31	19.50	1.315	0.003	0.001	22
Top side	802.11g	6/2437	97.71%	1.023	0.045	0.020	0.11	18.31	19.50	1.315	0.060	0.027	22
Body Test Data at the worst case with Battery 2#(Separate 10mm)													
Back side	802.11g	6/2437	97.71%	1.023	0.067	0.033	0.14	18.31	19.50	1.315	0.090	0.044	22

Ant9(chain0) Test Record													
Test position	Test mode	Test ch./Freq.	Duty Cycle	Duty Cycle Scaled factor	SAR (W/kg) 1-g	SAR (W/kg) 10-g	Power drift (dB)	Conducted Power(dBm)	Tune up Limit(dBm)	Scaled factor	Scaled SAR 1-g (W/kg)	Scaled SAR 10-g (W/kg)	Liquid Temp.(℃)
Head Test data													
Left cheek	802.11b	11/2462	99.47%	1.005	0.588	0.265	-0.15	14.32	15.50	1.312	0.776	0.350	22
Left tilted	802.11b	11/2462	99.47%	1.005	0.599	0.254	-0.07	14.32	15.50	1.312	**0.790**	0.335	22
Right cheek	802.11b	11/2462	99.47%	1.005	0.240	0.123	-0.09	14.32	15.50	1.312	0.317	0.162	22
Right tilted	802.11b	11/2462	99.47%	1.005	0.292	0.128	-0.13	14.32	15.50	1.312	0.385	0.169	22
Head Test Data at the worst case with Battery 2#													
Left tilted	802.11b	11/2462	99.47%	1.005	0.567	0.241	-0.11	14.32	15.50	1.312	0.748	0.318	22
Body worn Test data(Separate 15mm)													
Front side	802.11b	11/2462	99.47%	1.005	0.159	0.086	-0.13	18.81	20.00	1.315	**0.210**	0.114	22
Back side	802.11b	11/2462	99.47%	1.005	0.135	0.069	-0.19	18.81	20.00	1.315	0.178	0.092	22
Body worn Test data at the worst case with Battery 2#(Separate 15mm)													
Front side	802.11b	11/2462	99.47%	1.005	0.150	0.082	-0.19	18.81	20.00	1.315	0.198	0.108	22
Hotspot Test data (Separate 10mm)													
Front side	802.11b	11/2462	99.47%	1.005	0.257	0.131	0.06	18.90	20.00	1.288	0.333	0.170	22
Back side	802.11b	11/2462	99.47%	1.005	0.339	0.167	0.06	18.90	20.00	1.288	0.439	0.216	22
Right side	802.11b	11/2462	99.47%	1.005	0.175	0.078	0.11	18.90	20.00	1.288	0.227	0.102	22
Top side	802.11b	11/2462	99.47%	1.005	0.347	0.170	-0.05	18.90	20.00	1.288	**0.449**	0.220	22
Body Test Data at the worst case with Battery 2#(Separate 10mm)													
Top side	802.11b	11/2462	99.47%	1.005	0.329	0.161	-0.05	18.90	20.00	1.288	0.426	0.209	22

Ant9(chain0) Additional Test data(simultaneous transmission with WWAN+WLAN 2.4G(Chain0)+WLAN 5G(Chain1) Receiver on/ WWAN+WLAN 2.4G Receiver on)													
Test position	Test mode	Test ch./Freq.	Duty Cycle	Duty Cycle Scaled factor	SAR (W/kg) 1-g	SAR (W/kg) 10-g	Power drift (dB)	Conducted Power (dBm)	Tune up Limit (dBm)	Scaled factor	Scaled SAR 1-g (W/kg)	Scaled SAR 10-g (W/kg)	Liquid Temp.(℃)
Head Test data													
Left cheek	802.11b	11/2462	99.47%	1.005	0.398	0.179	-0.11	12.80	13.80	1.259	0.504	0.227	22
Left tilted	802.11b	11/2462	99.47%	1.005	0.405	0.172	0.03	12.80	13.80	1.259	0.513	0.218	22
Right cheek	802.11b	11/2462	99.47%	1.005	0.162	0.083	0.08	12.80	13.80	1.259	0.205	0.105	22

Unless otherwise stated the results shown in this test report refer only to the sample(s) tested and such sample(s) are retained for 90 days only.
除非另有說明，此報告結果僅對測試之樣品負責，同時此樣品僅保留90天。本報告未經本公司書面許可，不可部份複製。
This document is issued by the Company subject to its General Conditions of Service printed overleaf, available on request or accessible at www.sgs.com/terms_and_conditions.htm and for electronic format documents, subject to Terms and Conditions for Electronic Documents at www.sgs.com/terms_e-document.htm. Attention is drawn to the limitation of liability, indemnification and jurisdiction issues defined therein. Any holder of this document is advised that information contained hereon reflects the Company's findings at the time of its intervention only and within the limits of Client's instructions, if any. The Company's sole responsibility is to its Client and this document does not exonerate parties to a transaction from exercising all their rights and obligations under the transaction documents. This document cannot be reproduced except in full, without prior written approval of the Company. Any unauthorized alteration, forgery or falsification of the content or appearance of this document is unlawful and offenders may be prosecuted to the fullest extent of the law.

Right tilted	802.11b	11/2462	99.47%	1.005	0.197	0.087	0.09	12.80	13.80	1.259	0.249	0.110	22
Ant9(chain0) Additional Test data(simultaneous transmission with WWAN+WLAN 2.4G(Chain0)+WLAN 5G(Chain1) Receiver off/ WWAN+WLAN 2.4G Receiver off)													
Test position	**Test mode**	**Test ch./Freq.**	**Duty Cycle**	**Duty Cycle Scaled factor**	**SAR (W/kg) 1-g**	**SAR (W/kg) 10-g**	**Power drift (dB)**	**Conducted Power (dBm)**	**Tune up Limit (dBm)**	**Scaled factor**	**Scaled SAR 1-g (W/kg)**	**Scaled SAR 10-g (W/kg)**	**Liquid Temp.(℃)**
Hotspot Test data (Separate 10mm)													
Front side	802.11b	11/2462	99.47%	1.005	0.162	0.083	0.15	16.97	18.00	1.268	0.206	0.106	22
Back side	802.11b	11/2462	99.47%	1.005	0.214	0.105	0.06	16.97	18.00	1.268	0.273	0.134	22
Right side	802.11b	11/2462	99.47%	1.005	0.110	0.049	0.14	16.97	18.00	1.268	0.140	0.062	22
Top side	802.11b	11/2462	99.47%	1.005	0.219	0.107	-0.03	16.97	18.00	1.268	0.279	0.136	22
MIMO Test Record													
Test position	**Test mode**	**Test ch./Freq.**	**Duty Cycle**	**Duty Cycle Scaled factor**	**SAR (W/kg) 1-g**	**SAR (W/kg) 10-g**	**Power drift (dB)**	**Conducted Power (dBm)**	**Tune up Limit (dBm)**	**Scaled factor**	**Scaled SAR 1-g (W/kg)**	**Scaled SAR 10-g (W/kg)**	**Liquid Temp.(℃)**
Head Test data													
Left cheek	802.11g	11/2462	97.62%	1.024	0.577	0.259	0.02	16.72	18.00	1.343	**0.794**	0.356	22
Left tilted	802.11g	11/2462	97.62%	1.024	0.554	0.236	0.02	16.72	18.00	1.343	0.762	0.325	22
Right cheek	802.11g	11/2462	97.62%	1.024	0.242	0.119	0.06	16.72	18.00	1.343	0.333	0.164	22
Right tilted	802.11g	11/2462	97.62%	1.024	0.256	0.121	0.09	16.72	18.00	1.343	0.352	0.166	22
Head Test Data at the worst case with Battery 2#													
Left cheek	802.11g	11/2462	97.62%	1.024	0.546	0.245	0.09	16.72	18.00	1.343	0.751	0.337	22
Body worn Test data(Separate 15mm)													
Front side	802.11g	11/2462	97.62%	1.024	0.136	0.074	0.04	21.17	22.50	1.358	**0.189**	0.102	22
Back side	802.11g	11/2462	97.62%	1.024	0.124	0.065	-0.03	21.17	22.50	1.358	0.173	0.091	22
Body worn Test data at the worst case with Battery 2#(Separate 15mm)													
Front side	802.11g	11/2462	97.62%	1.024	0.129	0.070	0.07	21.17	22.50	1.358	0.179	0.097	22
Hotspot Test data (Separate 10mm)													
Front side	802.11g	11/2462	97.62%	1.024	0.220	0.112	0.02	21.17	22.50	1.358	0.306	0.156	22
Back side	802.11g	11/2462	97.62%	1.024	0.282	0.142	-0.03	21.17	22.50	1.358	0.392	0.198	22
Left side	802.11g	11/2462	97.62%	1.024	0.042	0.021	-0.01	21.17	22.50	1.358	0.058	0.030	22
Right side	802.11g	11/2462	97.62%	1.024	0.121	0.052	0.15	21.17	22.50	1.358	0.168	0.072	22
Top side	802.11g	11/2462	97.62%	1.024	0.397	0.200	0.06	21.17	22.50	1.358	**0.552**	0.278	22
Body Test Data at the worst case with Battery 2#(Separate 10mm)													
Top side	802.11g	11/2462	97.62%	1.024	0.376	0.189	0.11	21.17	22.50	1.358	0.523	0.263	22
MIMO Additional Test data(simultaneous transmission with WWAN+WLAN 2.4G Receiver on)													
Test position	**Test mode**	**Test ch./Freq.**	**Duty Cycle**	**Duty Cycle Scaled factor**	**SAR (W/kg) 1-g**	**SAR (W/kg) 10-g**	**Power drift (dB)**	**Conducted Power (dBm)**	**Tune up Limit (dBm)**	**Scaled factor**	**Scaled SAR 1-g (W/kg)**	**Scaled SAR 10-g (W/kg)**	**Liquid Temp.(℃)**
Head Test data													
Left cheek	802.11g	11/2462	97.62%	1.024	0.390	0.175	0.01	14.86	16.30	1.393	0.557	0.250	22
Left tilted	802.11g	11/2462	97.62%	1.024	0.375	0.160	0.06	14.86	16.30	1.393	0.535	0.228	22
Right cheek	802.11g	11/2462	97.62%	1.024	0.164	0.080	-0.03	14.86	16.30	1.393	0.234	0.114	22
Right tilted	802.11g	11/2462	97.62%	1.024	0.173	0.082	0.02	14.86	16.30	1.393	0.247	0.117	22

Table 40： SAR of WIFI 2.4G for Head and Body.

Note:

1) The maximum measured SAR value and Scaled SAR value are marked in bold. Graph results refer to Appendix B.
2) Each channel was tested at the lowest data rate.
3) Per KDB248227 D01, for SAR test of WiFi 2.4G,
   a) SAR is measured for 2.4 GHz 802.11b DSSS using the initial test position procedure.
   b) As the highest *reported* SAR for DSSS is adjusted by the ratio of OFDM 802.11g/n to DSSS specified maximum output power and the adjusted SAR is < 1.2 W/kg, so SAR for 802.11g/n is not required.

Unless otherwise stated the results shown in this test report refer only to the sample(s) tested and such sample(s) are retained for 90 days only.
除非另有說明，此報告結果僅對測試之樣品負責，同時此樣品僅保留90天。本報告未經本公司書面許可，不可部份複製。
This document is issued by the Company subject to its General Conditions of Service printed overleaf, available on request or accessible at www.sgs.com/terms_and_conditions.htm and for electronic format documents, subject to Terms and Conditions for Electronic Documents at www.sgs.com/terms_e-document.htm. Attention is drawn to the limitation of liability, indemnification and jurisdiction issues defined therein. Any holder of this document is advised that information contained hereon reflects the Company's findings at the time of its intervention only and within the limits of Client's instructions, if any. The Company's sole responsibility is to its Client and this document does not exonerate parties to a transaction from exercising all their rights and obligations under the transaction documents. This document cannot be reproduced except in full, without prior written approval of the Company. Any unauthorized alteration, forgery or falsification of the content or appearance of this document is unlawful and offenders may be prosecuted to the fullest extent of the law.

8.4.1 SAR Result of WIFI 5G

Ant6(chain0) Test Record													
Test position	Test mode	Test ch./Freq.	Duty Cycle	Duty Cycle Scaled factor	SAR (W/kg) 1-g	SAR (W/kg) 10-g	Power drift (dB)	Conducted Power(dBm)	Tune up Limit(dBm)	Scaled factor	Scaled SAR 1-g (W/kg)	Scaled SAR 10-g (W/kg)	Liquid Temp.(℃)
Head Test data of U-NII-2A													
Left cheek	802.11a	64/5320	98.00%	1.020	0.235	0.076	0.06	18.21	19.50	1.346	**0.323**	0.104	22.2
Left tilted	802.11a	64/5320	98.00%	1.020	0.032	0.016	0.07	18.21	19.50	1.346	0.044	0.021	22.2
Right cheek	802.11a	64/5320	98.00%	1.020	0.125	0.043	0.00	18.21	19.50	1.346	0.172	0.059	22.2
Right tilted	802.11a	64/5320	98.00%	1.020	0.026	0.010	0.00	18.21	19.50	1.346	0.036	0.014	22.2
Head Test data of U-NII-2C													
Left cheek	802.11a	116/5580	98.00%	1.020	0.121	0.033	0.00	18.29	19.50	1.321	0.163	0.045	22.2
Left tilted	802.11a	116/5580	98.00%	1.020	0.016	0.006	0.00	18.29	19.50	1.321	0.022	0.008	22.2
Right cheek	802.11a	116/5580	98.00%	1.020	0.064	0.021	0.00	18.29	19.50	1.321	0.086	0.028	22.2
Right tilted	802.11a	116/5580	98.00%	1.020	0.021	0.008	-0.02	18.29	19.50	1.321	0.029	0.010	22.2
Head Test data of U-NII-3													
Left cheek	802.11ac 80M	155/5775	85.76%	1.166	0.191	0.067	0.02	10.90	12.50	1.445	0.322	0.112	22.2
Left tilted	802.11ac 80M	155/5775	85.76%	1.166	0.051	0.017	0.03	10.90	12.50	1.445	0.086	0.028	22.2
Right cheek	802.11ac 80M	155/5775	85.76%	1.166	0.067	0.024	0.00	10.90	12.50	1.445	0.113	0.040	22.2
Right tilted	802.11ac 80M	155/5775	85.76%	1.166	0.019	0.007	0.00	10.90	12.50	1.445	0.032	0.011	22.2
Head Test Data at the worst case with Battery 2#													
Left cheek	802.11a	64/5320	98.00%	1.020	0.233	0.075	0.01	18.21	19.50	1.346	0.320	0.103	22.2
Body worn Test data of U-NII-2A (Separate 15mm)													
Front side	802.11a	64/5320	98.00%	1.020	0.027	0.011	0.00	18.21	19.50	1.346	0.037	0.014	22.2
Back side	802.11a	64/5320	98.00%	1.020	0.334	0.108	0.04	18.21	19.50	1.346	**0.459**	0.148	22.2
Body worn Test data of U-NII-2C(Separate 15mm)													
Front side	802.11a	116/5580	98.00%	1.020	0.016	0.006	0.07	18.29	19.50	1.321	0.021	0.008	22.2
Back side	802.11a	116/5580	98.00%	1.020	0.116	0.032	0.01	18.29	19.50	1.321	0.156	0.044	22.2
Body worn Test data of U-NII-3(Separate 15mm)													
Front side	802.11ac 80M	155/5775	85.76%	1.166	0.006	0.002	0.00	11.96	13.50	1.426	0.010	0.003	22.2
Back side	802.11ac 80M	155/5775	85.76%	1.166	0.186	0.062	0.00	11.96	13.50	1.426	0.309	0.103	22.2
Body worn Test Data at the worst case with Battery 2#													
Back side	802.11a	64/5320	98.00%	1.020	0.331	0.108	0.15	18.21	19.50	1.346	0.455	0.148	22.2
Hotspot Test data of U-NII-1(Separate 10mm)													
Front side	802.11a	40/5200	98.00%	1.020	0.016	0.005	0.02	18.17	19.50	1.358	0.022	0.007	22.2
Back side	802.11a	40/5200	98.00%	1.020	0.397	0.127	0.06	18.17	19.50	1.358	**0.550**	0.176	22.2
Right side	802.11a	40/5200	98.00%	1.020	0.034	0.012	0.00	18.17	19.50	1.358	0.047	0.016	22.2
Hotspot Test data of U-NII-3 (Separate 10mm)													
Front side	802.11ac 80M	155/5775	85.76%	1.166	0.013	0.004	0.00	11.96	13.50	1.426	0.021	0.006	22.2
Back side	802.11ac 80M	155/5775	85.76%	1.166	0.262	0.069	0.00	11.96	13.50	1.426	0.436	0.115	22.2
Right side	802.11ac 80M	155/5775	85.76%	1.166	0.103	0.033	0.02	11.96	13.50	1.426	0.171	0.056	22.2
Hotspot Test Data at the worst case with Battery 2#													
Back side	802.11a	40/5200	98.00%	1.020	0.392	0.126	0.04	18.17	19.50	1.358	0.543	0.175	22.2
Test position	Test mode	Test ch./Freq.	Duty Cycle	Duty Cycle Scaled factor	SAR (W/kg) 1-g	SAR (W/kg) 10-g	Power drift (dB)	Conducted Power(dBm)	Tune up Limit(dBm)	Scaled factor	Scaled SAR 1-g (W/kg)	Scaled SAR 10-g (W/kg)	Liquid Temp.(℃)
Product specific 10g SAR Test data of U-NII-2A(Separate 0mm)													
Front side	802.11a	64/5320	98.00%	1.020	0.193	0.061	0.00	18.21	19.50	1.346	0.265	0.083	22.2
Back side	802.11a	64/5320	98.00%	1.020	6.240	1.100	0.10	18.21	19.50	1.346	8.570	**1.511**	22.2
Right side	802.11a	64/5320	98.00%	1.020	1.330	0.307	0.06	18.21	19.50	1.346	1.827	0.422	22.2
Product specific 10g SAR Test data of U-NII-2C(Separate 0mm)													
Front side	802.11a	116/5580	98.00%	1.020	0.080	0.025	0.00	18.29	19.50	1.321	0.107	0.033	22.2
Back side	802.11a	116/5580	98.00%	1.020	4.590	0.778	0.01	18.29	19.50	1.321	6.189	1.049	22.2
Right side	802.11a	116/5580	98.00%	1.020	1.210	0.314	0.06	18.29	19.50	1.321	1.631	0.423	22.2
Product specific 10g SAR Test Data at the worst case with Battery 2#													
Back side	802.11a	64/5320	98.00%	1.020	6.190	1.090	0.06	18.21	19.50	1.346	8.501	1.497	22.2

Unless otherwise stated the results shown in this test report refer only to the sample(s) tested and such sample(s) are retained for 90 days only.
除非另有說明，此報告結果僅對測試之樣品負責，同時此樣品僅保留90天。本報告未經本公司書面許可，不可部份複製。
This document is issued by the Company subject to its General Conditions of Service printed overleaf, available on request or accessible at www.sgs.com/terms_and_conditions.htm and for electronic format documents, subject to Terms and Conditions for Electronic Documents at www.sgs.com/terms_e-document.htm. Attention is drawn to the limitation of liability, indemnification and jurisdiction issues defined therein. Any holder of this document is advised that information contained hereon reflects the Company's findings at the time of its intervention only and within the limits of Client's instructions, if any. The Company's sole responsibility is to its Client and this document does not exonerate parties to a transaction from exercising all their rights and obligations under the transaction documents. This document cannot be reproduced except in full, without prior written approval of the Company. Any unauthorized alteration, forgery or falsification of the content or appearance of this document is unlawful and offenders may be prosecuted to the fullest extent of the law.

Ant9(chain1) Test Record													
Test position	Test mode	Test ch./Freq.	Duty Cycle	Duty Cycle Scaled factor	SAR (W/kg) 1-g	SAR (W/kg) 10-g	Power drift (dB)	Conducted Power(dBm)	Tune up Limit(dBm)	Scaled factor	Scaled SAR 1-g (W/kg)	Scaled SAR 10-g (W/kg)	Liquid Temp.(℃)
Head Test data of U-NII-2A													
Left cheek	802.11a	52/5260	97.62%	1.024	0.549	0.161	0.06	12.15	13.10	1.245	**0.700**	0.205	22.2
Left tilted	802.11a	52/5260	97.62%	1.024	0.539	0.160	-0.01	12.15	13.10	1.245	0.687	0.204	22.2
Right cheek	802.11a	52/5260	97.62%	1.024	0.298	0.105	-0.09	12.15	13.10	1.245	0.380	0.134	22.2
Right tilted	802.11a	52/5260	97.62%	1.024	0.345	0.121	0.02	12.15	13.10	1.245	0.440	0.154	22.2
Head Test data of U-NII-2C													
Left cheek	802.11a	116/5580	97.62%	1.024	0.423	0.130	-0.03	12.41	13.10	1.172	0.508	0.156	22.2
Left tilted	802.11a	116/5580	97.62%	1.024	0.359	0.107	-0.09	12.41	13.10	1.172	0.431	0.128	22.2
Right cheek	802.11a	116/5580	97.62%	1.024	0.203	0.071	-0.02	12.41	13.10	1.172	0.244	0.086	22.2
Right tilted	802.11a	116/5580	97.62%	1.024	0.218	0.076	0.04	12.41	13.10	1.172	0.262	0.091	22.2
Head Test data of U-NII-3													
Left cheek	802.11ac 80M	155/5775	86.16%	1.161	0.374	0.109	0.06	12.47	12.50	1.007	0.437	0.127	22.2
Left tilted	802.11ac 80M	155/5775	86.16%	1.161	0.335	0.098	-0.01	12.47	12.50	1.007	0.392	0.114	22.2
Right cheek	802.11ac 80M	155/5775	86.16%	1.161	0.163	0.058	-0.01	12.47	12.50	1.007	0.191	0.068	22.2
Right tilted	802.11ac 80M	155/5775	86.16%	1.161	0.179	0.063	-0.08	12.47	12.50	1.007	0.209	0.073	22.2
Head Test Data at the worst case with Battery 2#													
Left cheek	802.11a	52/5260	97.62%	1.024	0.541	0.158	0.01	12.15	13.10	1.245	0.690	0.201	22.2
Body worn Test data of U-NII-2A (Separate 15mm)													
Front side	802.11a	60/5300	97.62%	1.024	0.220	0.090	-0.01	17.76	18.50	1.186	0.267	0.109	22.2
Back side	802.11a	60/5300	97.62%	1.024	0.342	0.136	0.06	17.76	18.50	1.186	**0.415**	0.165	22.2
Body worn Test data of U-NII-2C(Separate 15mm)													
Front side	802.11a	140/5700	97.62%	1.024	0.143	0.054	0.03	17.95	18.50	1.135	0.166	0.063	22.2
Back side	802.11a	140/5700	97.62%	1.024	0.250	0.100	-0.06	17.95	18.50	1.135	0.291	0.116	22.2
Body worn Test data of U-NII-3(Separate 15mm)													
Front side	802.11ac 80M	155/5775	86.16%	1.161	0.045	0.017	0.00	13.47	13.50	1.007	0.052	0.019	22.2
Back side	802.11ac 80M	155/5775	86.16%	1.161	0.064	0.025	-0.06	13.47	13.50	1.007	0.075	0.029	22.2
Body worn Test Data at the worst case with Battery 2#													
Back side	802.11a	60/5300	97.62%	1.024	0.335	0.133	0.08	17.76	18.50	1.186	0.407	0.162	22.2
Hotspot Test data of U-NII-1(Separate 10mm)													
Front side	802.11a	48/5240	97.62%	1.024	0.367	0.141	-0.09	17.70	18.50	1.202	0.452	0.174	22.2
Back side	802.11a	48/5240	97.62%	1.024	0.520	0.185	0.06	17.70	18.50	1.202	0.640	0.228	22.2
Right side	802.11a	48/5240	97.62%	1.024	0.186	0.079	-0.09	17.70	18.50	1.202	0.229	0.097	22.2
Top side	802.11a	48/5240	97.62%	1.024	0.542	0.236	0.10	17.70	18.50	1.202	**0.668**	0.291	22.2
Hotspot Test data of U-NII-3 (Separate 10mm)													
Front side	802.11ac 80M	155/5775	86.16%	1.161	0.080	0.028	-0.06	13.47	13.50	1.007	0.093	0.033	22.2
Back side	802.11ac 80M	155/5775	86.16%	1.161	0.143	0.052	0.09	13.47	13.50	1.007	0.167	0.061	22.2
Right side	802.11ac 80M	155/5775	86.16%	1.161	0.036	0.014	-0.09	13.47	13.50	1.007	0.042	0.016	22.2
Top side	802.11ac 80M	155/5775	86.16%	1.161	0.095	0.037	-0.02	13.47	13.50	1.007	0.111	0.043	22.2
Hotspot Test Data at the worst case with Battery 2#													
Top side	802.11a	48/5240	97.62%	1.024	0.535	0.204	0.06	17.70	18.50	1.202	**0.659**	0.251	22.2
Test position	Test mode	Test ch./Freq.	Duty Cycle	Duty Cycle Scaled factor	SAR (W/kg) 1-g	SAR (W/kg) 10-g	Power drift (dB)	Conducted Power(dBm)	Tune up Limit(dBm)	Scaled factor	Scaled SAR 1-g (W/kg)	Scaled SAR 10-g (W/kg)	Liquid Temp.(℃)
Product specific 10g SAR Test data of U-NII-2A(Separate 0mm)													
Front side	802.11a	60/5300	97.62%	1.024	6.090	1.470	-0.08	17.76	18.50	1.186	7.397	1.786	22.2
Back side	802.11a	60/5300	97.62%	1.024	3.310	0.982	0.01	17.76	18.50	1.186	4.021	1.193	22.2
Right side	802.11a	60/5300	97.62%	1.024	1.070	0.378	0.04	17.76	18.50	1.186	1.300	0.459	22.2
Top side	802.11a	60/5300	97.62%	1.024	7.890	1.870	0.07	17.76	18.50	1.186	9.584	**2.271**	22.2
Top side	802.11a	52/5260	97.62%	1.024	7.010	1.650	0.02	17.60	18.50	1.230	8.835	2.079	22.2
Product specific 10g SAR Test data of U-NII-2C(Separate 0mm)													
Front side	802.11a	140/5700	97.62%	1.024	2.960	0.778	0.04	17.95	18.50	1.135	3.442	0.905	22.2
Back side	802.11a	140/5700	97.62%	1.024	2.880	0.785	0.01	17.95	18.50	1.135	3.349	0.913	22.2
Right side	802.11a	140/5700	97.62%	1.024	0.495	0.151	-0.04	17.95	18.50	1.135	0.576	0.176	22.2
Top side	802.11a	140/5700	97.62%	1.024	4.430	1.060	0.09	17.95	18.50	1.135	5.151	1.232	22.2

Unless otherwise stated the results shown in this test report refer only to the sample(s) tested and such sample(s) are retained for 90 days only.
除非另有說明，此報告結果僅對測試之樣品負責，同時此樣品僅保留90天。本報告未經本公司書面許可，不可部份複製。
This document is issued by the Company subject to its General Conditions of Service printed overleaf, available on request or accessible at www.sgs.com/terms_and_conditions.htm and for electronic format documents, subject to Terms and Conditions for Electronic Documents at www.sgs.com/terms_e-document.htm. Attention is drawn to the limitation of liability, indemnification and jurisdiction issues defined therein. Any holder of this document is advised that information contained hereon reflects the Company's findings at the time of its intervention only and within the limits of Client's instructions, if any. The Company's sole responsibility is to its Client and this document does not exonerate parties to a transaction from exercising all their rights and obligations under the transaction documents. This document cannot be reproduced except in full, without prior written approval of the Company. Any unauthorized alteration, forgery or falsification of the content or appearance of this document is unlawful and offenders may be prosecuted to the fullest extent of the law.

Product specific 10g SAR Test Data at the worst case with Battery 2#													
Top side	802.11a	60/5300	97.62%	1.024	7.730	1.830	0.12	17.76	18.50	1.186	9.390	2.223	22.2
Ant9(chain1) Additional Test data(simultaneous transmission with WWAN+WLAN 2.4G(Chain0)+WLAN 5G(Chain1) Receiver on/ WWAN+WLAN 5G Receiver on/WWAN+WLAN 5G+BT Receiver on)													
Test position	**Test mode**	**Test ch./Freq.**	**Duty Cycle**	**Duty Cycle Scaled factor**	**SAR (W/kg) 1-g**	**SAR (W/kg) 10-g**	**Power drift (dB)**	**Conducted Power(dBm)**	**Tune up Limit(dBm)**	**Scaled factor**	**Scaled SAR 1-g (W/kg)**	**Scaled SAR 10-g (W/kg)**	**Liquid Temp.(℃)**
Head Test data of U-NII-2A													
Left cheek	802.11a	52/5260	97.62%	1.024	0.340	0.102	-0.03	10.49	11.30	1.205	0.420	0.126	22.2
Left tilted	802.11a	52/5260	97.62%	1.024	0.356	0.106	0.06	10.49	11.30	1.205	0.439	0.131	22.2
Right cheek	802.11a	52/5260	97.62%	1.024	0.176	0.058	0.09	10.49	11.30	1.205	0.217	0.072	22.2
Right tilted	802.11a	52/5260	97.62%	1.024	0.228	0.080	0.13	10.49	11.30	1.205	0.281	0.099	22.2
Head Test data of U-NII-2C													
Left cheek	802.11a	116/5580	97.62%	1.024	0.279	0.086	0.18	10.82	11.30	1.117	0.319	0.098	22.2
Left tilted	802.11a	116/5580	97.62%	1.024	0.237	0.071	-0.09	10.82	11.30	1.117	0.271	0.081	22.2
Right cheek	802.11a	116/5580	97.62%	1.024	0.134	0.047	0.07	10.82	11.30	1.117	0.153	0.054	22.2
Right tilted	802.11a	116/5580	97.62%	1.024	0.144	0.050	-0.03	10.82	11.30	1.117	0.165	0.057	22.2
Head Test data of U-NII-3													
Left cheek	802.11ac 80M	155/5775	86.16%	1.161	0.265	0.077	-0.05	10.96	11.00	1.009	0.310	0.090	22.2
Left tilted	802.11ac 80M	155/5775	86.16%	1.161	0.237	0.069	0.03	10.96	11.00	1.009	0.278	0.081	22.2
Right cheek	802.11ac 80M	155/5775	86.16%	1.161	0.115	0.041	0.09	10.96	11.00	1.009	0.135	0.048	22.2
Right tilted	802.11ac 80M	155/5775	86.16%	1.161	0.127	0.044	0.10	10.96	11.00	1.009	0.149	0.052	22.2
Ant9(chain1) Additional Test data(simultaneous transmission with WWAN+WLAN 2.4G(Chain0)+WLAN 5G(Chain1) Receiver off/ WWAN+WLAN 5G Receiver off/WWAN+WLAN 5G+BT Receiver off)													
Test position	**Test mode**	**Test ch./Freq.**	**Duty Cycle**	**Duty Cycle Scaled factor**	**SAR (W/kg) 1-g**	**SAR (W/kg) 10-g**	**Power drift (dB)**	**Conducted Power(dBm)**	**Tune up Limit(dBm)**	**Scaled factor**	**Scaled SAR 1-g (W/kg)**	**Scaled SAR 10-g (W/kg)**	**Liquid Temp.(℃)**
Hotspot Test data of U-NII-1(Separate 10mm)													
Back side	802.11a	48/5240	97.62%	1.024	0.418	0.143	-0.11	16.59	17.60	1.262	0.540	0.185	22.2
Top side	802.11a	48/5240	97.62%	1.024	0.432	0.187	0.06	16.59	17.60	1.262	0.558	0.242	22.2
MIMO Test Record													
Test position	**Test mode**	**Test ch./Freq.**	**Duty Cycle**	**Duty Cycle Scaled factor**	**SAR (W/kg) 1-g**	**SAR (W/kg) 10-g**	**Power drift (dB)**	**Conducted Power(dBm)**	**Tune up Limit(dBm)**	**Scaled factor**	**Scaled SAR 1-g (W/kg)**	**Scaled SAR 10-g (W/kg)**	**Liquid Temp.(℃)**
Head Test data of U-NII-2A													
Left cheek	802.11a	52/5260	97.27%	1.028	0.573	0.161	0.01	14.97	16.10	1.297	**0.764**	0.215	22.2
Left tilted	802.11a	52/5260	97.27%	1.028	0.544	0.168	0.02	14.97	16.10	1.297	0.725	0.224	22.2
Right cheek	802.11a	52/5260	97.27%	1.028	0.250	0.016	-0.04	14.97	16.10	1.297	0.333	0.021	22.2
Right tilted	802.11a	52/5260	97.27%	1.028	0.338	0.118	0.05	14.97	16.10	1.297	0.451	0.157	22.2
Head Test data of U-NII-2C													
Left cheek	802.11a	116/5580	97.27%	1.028	0.387	0.113	0.01	15.11	16.10	1.256	0.500	0.146	22.2
Left tilted	802.11a	116/5580	97.27%	1.028	0.327	0.100	0.01	15.11	16.10	1.256	0.422	0.129	22.2
Right cheek	802.11a	116/5580	97.27%	1.028	0.182	0.064	0.04	15.11	16.10	1.256	0.235	0.082	22.2
Right tilted	802.11a	116/5580	97.27%	1.028	0.198	0.069	0.05	15.11	16.10	1.256	0.256	0.089	22.2
Head Test data of U-NII-3													
Left cheek	802.11ac 80M	155/5775	85.66%	1.167	0.338	0.093	0.04	14.77	15.50	1.183	0.467	0.129	22.2
Left tilted	802.11ac 80M	155/5775	85.66%	1.167	0.291	0.084	0.07	14.77	15.50	1.183	0.402	0.115	22.2
Right cheek	802.11ac 80M	155/5775	85.66%	1.167	0.154	0.054	0.04	14.77	15.50	1.183	0.213	0.074	22.2
Right tilted	802.11ac 80M	155/5775	85.66%	1.167	0.171	0.060	0.04	14.77	15.50	1.183	0.236	0.083	22.2
Head Test Data at the worst case with Battery 2#													
Left cheek	802.11a	52/5260	97.27%	1.028	0.566	0.159	0.06	14.97	16.10	1.297	0.755	0.212	22.2
Body worn Test data of U-NII-2A (Separate 15mm)													
Front side	802.11a	60/5300	97.27%	1.028	0.155	0.062	0.01	20.49	21.50	1.262	0.201	0.081	22.2
Back side	802.11a	60/5300	97.27%	1.028	0.430	0.154	0.06	20.49	21.50	1.262	**0.558**	0.200	22.2
Body worn Test data of U-NII-2C(Separate 15mm)													
Front side	802.11a	140/5700	97.27%	1.028	0.102	0.038	-0.04	20.60	21.50	1.230	0.129	0.049	22.2
Back side	802.11a	140/5700	97.27%	1.028	0.240	0.085	0.09	20.60	21.50	1.230	0.304	0.108	22.2

Unless otherwise stated the results shown in this test report refer only to the sample(s) tested and such sample(s) are retained for 90 days only.
除非另有說明，此報告結果僅對測試之樣品負責，同時此樣品僅保留90天。本報告未經本公司書面許可，不可部份複製。
This document is issued by the Company subject to its General Conditions of Service printed overleaf, available on request or accessible at www.sgs.com/terms_and_conditions.htm and for electronic format documents, subject to Terms and Conditions for Electronic Documents at www.sgs.com/terms_e-document.htm. Attention is drawn to the limitation of liability, indemnification and jurisdiction issues defined therein. Any holder of this document is advised that information contained hereon reflects the Company's findings at the time of its intervention only and within the limits of Client's instructions, if any. The Company's sole responsibility is to its Client and this document does not exonerate parties to a transaction from exercising all their rights and obligations under the transaction documents. This document cannot be reproduced except in full, without prior written approval of the Company. Any unauthorized alteration, forgery or falsification of the content or appearance of this document is unlawful and offenders may be prosecuted to the fullest extent of the law.

Body worn Test data of U-NII-3(Separate 15mm)													
Front side	802.11ac 80M	155/5775	85.66%	1.167	0.039	0.014	0.00	15.79	16.50	1.178	0.053	0.019	22.2
Back side	802.11ac 80M	155/5775	85.66%	1.167	0.129	0.046	0.00	15.79	16.50	1.178	0.177	0.063	22.2
Body worn Test Data at the worst case with Battery 2#													
Back side	802.11a	60/5300	97.27%	1.028	0.424	0.152	0.11	20.49	21.50	1.262	0.550	0.197	22.2
Hotspot Test data of U-NII-1(Separate 10mm)													
Front side	802.11a	48/5240	97.27%	1.028	0.180	0.072	0.08	20.42	21.50	1.282	0.237	0.095	22.2
Back side	802.11a	48/5240	97.27%	1.028	0.538	0.174	0.02	20.42	21.50	1.282	**0.709**	0.229	22.2
Left side	802.11a	48/5240	97.27%	1.028	0.074	0.032	-0.18	20.42	21.50	1.282	0.097	0.042	22.2
Right side	802.11a	48/5240	97.27%	1.028	0.233	0.086	-0.09	20.42	21.50	1.282	0.307	0.113	22.2
Top side	802.11a	48/5240	97.27%	1.028	0.467	0.188	0.04	20.42	21.50	1.282	0.616	0.248	22.2
Hotspot Test data of U-NII-3 (Separate 10mm)													
Front side	802.11ac 80M	155/5775	85.66%	1.167	0.082	0.026	-0.17	15.79	16.50	1.178	0.113	0.036	22.2
Back side	802.11ac 80M	155/5775	85.66%	1.167	0.255	0.077	-0.01	15.79	16.50	1.178	0.351	0.106	22.2
Left side	802.11ac 80M	155/5775	85.66%	1.167	0.014	0.001	0.00	15.79	16.50	1.178	0.019	0.001	22.2
Right side	802.11ac 80M	155/5775	85.66%	1.167	0.147	0.050	-0.03	15.79	16.50	1.178	0.202	0.068	22.2
Top side	802.11ac 80M	155/5775	85.66%	1.167	0.088	0.034	0.07	15.79	16.50	1.178	0.120	0.047	22.2
Hotspot Test Data at the worst case with Battery 2#													
Back side	802.11a	48/5240	97.27%	1.028	0.495	0.163	-0.06	20.42	21.50	1.282	0.653	0.215	22.2
Test position	**Test mode**	**Test ch./Freq.**	**Duty Cycle**	**Duty Cycle Scaled factor**	**SAR (W/kg) 1-g**	**SAR (W/kg) 10-g**	**Power drift (dB)**	**Conducted Power(dBm)**	**Tune up Limit(dBm)**	**Scaled factor**	**Scaled SAR 1-g (W/kg)**	**Scaled SAR 10-g (W/kg)**	**Liquid Temp.(℃)**
Product specific 10g SAR Test data of U-NII-2A(Separate 0mm)													
Front side	802.11a	60/5300	97.27%	1.028	5.460	1.270	-0.01	20.49	21.50	1.262	7.083	1.647	22.2
Back side	802.11a	60/5300	97.27%	1.028	4.250	1.140	-0.19	20.49	21.50	1.262	5.513	1.479	22.2
Left side	802.11a	60/5300	97.27%	1.028	0.216	0.083	0.04	20.49	21.50	1.262	0.280	0.108	22.2
Right side	802.11a	60/5300	97.27%	1.028	1.310	0.408	0.05	20.49	21.50	1.262	1.699	0.529	22.2
Top side	802.11a	60/5300	97.27%	1.028	6.360	1.610	0.08	20.49	21.50	1.262	8.250	2.089	22.2
Top side	802.11a	52/5260	97.27%	1.028	7.400	1.730	-0.05	20.41	21.50	1.285	9.778	**2.286**	22.2
Product specific 10g SAR Test data of U-NII-2C(Separate 0mm)													
Front side	802.11a	140/5700	97.27%	1.028	2.840	0.643	-0.04	20.60	21.50	1.230	3.592	0.813	22.2
Back side	802.11a	140/5700	97.27%	1.028	3.360	0.764	-0.17	20.60	21.50	1.230	4.250	0.966	22.2
Left side	802.11a	140/5700	97.27%	1.028	0.089	0.036	0.00	20.60	21.50	1.230	0.113	0.046	22.2
Right side	802.11a	140/5700	97.27%	1.028	1.310	0.348	0.07	20.60	21.50	1.230	1.657	0.440	22.2
Top side	802.11a	140/5700	97.27%	1.028	3.820	0.896	-0.11	20.60	21.50	1.230	4.832	1.133	22.2
Product specific 10g Test Data at the worst case with Battery 2#													
Top side	802.11a	52/5260	97.27%	1.028	6.420	1.580	-0.04	20.41	21.50	1.285	8.483	2.088	22.2
MIMO Additional Test data(simultaneous transmission with WWAN+WLAN 5G Receiver on/ WWAN+WLAN 5G+BT Receiver on)													
Test position	**Test mode**	**Test ch./Freq.**	**Duty Cycle**	**Duty Cycle Scaled factor**	**SAR (W/kg) 1-g**	**SAR (W/kg) 10-g**	**Power drift (dB)**	**Conducted Power(dBm)**	**Tune up Limit(dBm)**	**Scaled factor**	**Scaled SAR 1-g (W/kg)**	**Scaled SAR 10-g (W/kg)**	**Liquid Temp.(℃)**
Head Test data of U-NII-2A													
Left cheek	802.11a	52/5260	97.27%	1.028	0.364	0.103	-0.11	13.47	14.30	1.211	0.453	0.128	22.2
Left tilted	802.11a	52/5260	97.27%	1.028	0.355	0.111	0.03	13.47	14.30	1.211	0.442	0.138	22.2
Right cheek	802.11a	52/5260	97.27%	1.028	0.165	0.011	0.07	13.47	14.30	1.211	0.205	0.014	22.2
Right tilted	802.11a	52/5260	97.27%	1.028	0.223	0.078	0.09	13.47	14.30	1.211	0.278	0.097	22.2
Head Test data of U-NII-2C													
Left cheek	802.11a	116/5580	97.27%	1.028	0.256	0.075	-0.05	13.77	14.30	1.130	0.297	0.087	22.2
Left tilted	802.11a	116/5580	97.27%	1.028	0.216	0.066	-0.06	13.77	14.30	1.130	0.251	0.077	22.2
Right cheek	802.11a	116/5580	97.27%	1.028	0.120	0.042	0.07	13.77	14.30	1.130	0.139	0.049	22.2
Right tilted	802.11a	116/5580	97.27%	1.028	0.131	0.045	0.09	13.77	14.30	1.130	0.152	0.052	22.2
Head Test data of U-NII-3													
Left cheek	802.11ac 80M	155/5775	85.66%	1.167	0.239	0.066	0.10	13.35	14.00	1.161	0.324	0.089	22.2
Left tilted	802.11ac 80M	155/5775	85.66%	1.167	0.206	0.059	0.03	13.35	14.00	1.161	0.279	0.080	22.2
Right cheek	802.11ac 80M	155/5775	85.66%	1.167	0.109	0.038	-0.02	13.35	14.00	1.161	0.148	0.052	22.2
Right tilted	802.11ac 80M	155/5775	85.66%	1.167	0.121	0.043	0.05	13.35	14.00	1.161	0.164	0.058	22.2

Unless otherwise stated the results shown in this test report refer only to the sample(s) tested and such sample(s) are retained for 90 days only.
除非另有說明，此報告結果僅對測試之樣品負責，同時此樣品僅保留90天。本報告未經本公司書面許可，不可部份複製。
This document is issued by the Company subject to its General Conditions of Service printed overleaf, available on request or accessible at www.sgs.com/terms_and_conditions.htm and for electronic format documents, subject to Terms and Conditions for Electronic Documents at www.sgs.com/terms_e-document.htm. Attention is drawn to the limitation of liability, indemnification and jurisdiction issues defined therein. Any holder of this document is advised that information contained hereon reflects the Company's findings at the time of its intervention only and within the limits of Client's instructions, if any. The Company's sole responsibility is to its Client and this document does not exonerate parties to a transaction from exercising all their rights and obligations under the transaction documents. This document cannot be reproduced except in full, without prior written approval of the Company. Any unauthorized alteration, forgery or falsification of the content or appearance of this document is unlawful and offenders may be prosecuted to the fullest extent of the law.

MIMO Additional Test data(simultaneous transmission with WWAN+WLAN 5G Receiver off/ WWAN+WLAN 5G+BT Receiver off)													
Test position	Test mode	Test ch./Freq.	Duty Cycle	Duty Cycle Scaled factor	SAR (W/kg) 1-g	SAR (W/kg) 10-g	Power drift (dB)	Conducted Power(dBm)	Tune up Limit(dBm)	Scaled factor	Scaled SAR 1-g (W/kg)	Scaled SAR 10-g (W/kg)	Liquid Temp.(℃)
Hotspot Test data of U-NII-1(Separate 10mm)													
Back side	802.11a	48/5240	97.27%	1.028	0.437	0.141	-0.13	19.42	20.60	1.312	0.590	0.190	22.2
Top side	802.11a	48/5240	97.27%	1.028	0.380	0.153	0.11	19.42	20.60	1.312	0.513	0.206	22.2

Table 41：SAR of WIFI 5G for Head and Body.

Note:

1) The maximum Scaled SAR value is marked in bold. Graph Results refer to Appendix B

2) If the reported (scaled) SAR measured at the middle channel or highest output power channel for each test configuration is ≤ 0.8 W/kg then testing at the other channels is not required for such test configuration(s).

3) For Wi-Fi 5G, U-NII-2A (5250-5350 MHz) and U-NII-2C (5470-5725 MHz) bands does not support hotspot function.

4) When the same maximum output power is specified for both bands, begin SAR measurement in U-NII-2A band by applying the OFDM SAR requirements. As the highest reported SAR for a test configuration is ≤ 1.2 W/kg, SAR is not required for U-NII-1 band for that configuration;

5) Per KDB248227D01,as the highest reported SAR for the initial test configuration is adjusted by the ratio of the subsequent test configuration to initial test configuration specified maximum output power and the adjusted SAR is ≤ 1.2 W/kg, SAR test for the other 802.11 modes are not required.

Unless otherwise stated the results shown in this test report refer only to the sample(s) tested and such sample(s) are retained for 90 days only.
除非另有說明，此報告結果僅對測試之樣品負責，同時此樣品僅保留90天。本報告未經本公司書面許可，不可部份複製。
This document is issued by the Company subject to its General Conditions of Service printed overleaf, available on request or accessible at www.sgs.com/terms_and_conditions.htm and for electronic format documents, subject to Terms and Conditions for Electronic Documents at www.sgs.com/terms_e-document.htm. Attention is drawn to the limitation of liability, indemnification and jurisdiction issues defined therein. Any holder of this document is advised that information contained hereon reflects the Company's findings at the time of its intervention only and within the limits of Client's instructions, if any. The Company's sole responsibility is to its Client and this document does not exonerate parties to a transaction from exercising all their rights and obligations under the transaction documents. This document cannot be reproduced except in full, without prior written approval of the Company. Any unauthorized alteration, forgery or falsification of the content or appearance of this document is unlawful and offenders may be prosecuted to the fullest extent of the law.

8.4.2 SAR Result of BT

Test position	Test mode	Test ch./Freq.	Duty Cycle	Duty Cycle Scaled factor	SAR (W/kg) 1-g	SAR (W/kg) 10-g	Power drift (dB)	Conducted Power (dBm)	Tune up Limit (dBm)	Scaled factor	Scaled SAR 1-g (W/kg)	Scaled SAR 10-g (W/kg)	Liquid Temp.(℃)
Head Test data													
Left cheek	DH5	39/2441	76.84%	1.301	0.367	0.173	-0.03	13.64	14.50	1.219	**0.582**	0.274	22
Left tilted	DH5	39/2441	76.84%	1.301	0.330	0.140	-0.05	13.64	14.50	1.219	0.524	0.222	22
Right cheek	DH5	39/2441	76.84%	1.301	0.195	0.093	0.03	13.64	14.50	1.219	0.309	0.147	22
Right tilted	DH5	39/2441	76.84%	1.301	0.180	0.083	-0.05	13.64	14.50	1.219	0.286	0.131	22
Head Test Data at the worst case with Battery 2#													
Left cheek	DH5	39/2441	76.84%	1.301	0.364	0.171	-0.02	13.64	14.50	1.219	0.577	0.271	22
Hotspot Test data (Separate 10mm)													
Front side	DH5	39/2441	76.84%	1.301	0.052	0.026	0.06	13.64	14.50	1.219	0.082	0.042	22
Back side	DH5	39/2441	76.84%	1.301	0.062	0.030	0.01	13.64	14.50	1.219	0.098	0.047	22
Right side	DH5	39/2441	76.84%	1.301	0.026	0.010	0.05	13.64	14.50	1.219	0.042	0.016	22
Top side	DH5	39/2441	76.84%	1.301	0.064	0.031	-0.02	13.64	14.50	1.219	**0.102**	0.049	22
Body Test Data at the worst case with Battery 2#(Separate 10mm)													
Top side	DH5	39/2441	76.84%	1.301	0.063	0.030	-0.03	13.64	14.50	1.219	0.100	0.048	22

Table 42：SAR of BT for Head and Body.

Note:

1) The maximum measured SAR value and Scaled SAR value is marked in bold. Graph results refer to Appendix B.

2) Per FCC KDB Publication 447498 D01, if the reported (scaled) SAR measured at the middle channel or highest output power channel for each test configuration is ≤ 0.8 W/kg then testing at the other channels is not required for such test configuration(s).

Unless otherwise stated the results shown in this test report refer only to the sample(s) tested and such sample(s) are retained for 90 days only.
除非另有說明，此報告結果僅對測試之樣品負責，同時此樣品僅保留90天。本報告未經本公司書面許可，不可部份複製。
This document is issued by the Company subject to its General Conditions of Service printed overleaf, available on request or accessible at www.sgs.com/terms_and_conditions.htm and for electronic format documents, subject to Terms and Conditions for Electronic Documents at www.sgs.com/terms_e-document.htm. Attention is drawn to the limitation of liability, indemnification and jurisdiction issues defined therein. Any holder of this document is advised that information contained hereon reflects the Company's findings at the time of its intervention only and within the limits of Client's instructions, if any. The Company's sole responsibility is to its Client and this document does not exonerate parties to a transaction from exercising all their rights and obligations under the transaction documents. This document cannot be reproduced except in full, without prior written approval of the Company. Any unauthorized alteration, forgery or falsification of the content or appearance of this document is unlawful and offenders may be prosecuted to the fullest extent of the law.

8.5 Multiple Transmitter Evaluation

8.5.1 Simultaneous SAR SAR test evaluation

1) Simultaneous Transmission

NO.	Simultaneous Tx Combination	Head	Body
1	WWAN+WLAN 2.4GHz(chain0)	Yes	Yes
2	WWAN+WLAN 2.4GHz(chain1)	Yes	Yes
3	WWAN+WLAN 2.4GHz MIMO/CDD	Yes	Yes
4	WWAN+WLAN 5GHz(chain0)	Yes	Yes
5	WWAN+WLAN 5GHz(chain1)	Yes	Yes
6	WWAN+WLAN 5GHz MIMO/CDD	Yes	Yes
7	WWAN+BT	Yes	Yes
8	WWAN+WLAN 2.4GHz(chain0)+BT	N/A	N/A
9	WWAN+WLAN 2.4GHz(chain1)+BT	Yes	Yes
10	WWAN+WLAN 5GHz(chain0)+BT	Yes	Yes
11	WWAN+WLAN 5GHz(chain1)+BT	Yes	Yes
12	WWAN+WLAN 2.4GHz MIMO/CDD+BT	N/A	N/A
13	WWAN+WLAN 5GHz MIMO/CDD+BT	Yes	Yes
14	WWAN+WLAN 2.4GHz(chain0)+ WLAN 5GHz(chain1)	Yes	Yes
15	WWAN+WLAN 2.4GHz(chain1)+ WLAN 5GHz(chain0)	N/A	N/A
16	WWAN+WLAN 2.4GHz(chain1)+ WLAN 5GHz(chain1)	N/A	N/A
17	WWAN+WLAN 5GHz MIMO/CDD+ WLAN 2.4GHz(chain1)	N/A	N/A
18	WWAN+WLAN 2.4GHz MIMO/CDD+ WLAN 5GHz(chain1)	N/A	N/A
19	WWAN+WLAN 2.4GHz(chain0)+ WLAN 5GHz(chain1)+BT	N/A	N/A
20	WWAN+WLAN 2.4GHz(chain1)+ WLAN 5GHz(chain0)+BT	N/A	N/A
21	WWAN+WLAN 2.4GHz(chain1)+ WLAN 5GHz(chain1)+BT	N/A	N/A
22	WWAN+WLAN 5GHz MIMO/CDD+ WLAN 2.4GHz(chain1)+BT	N/A	N/A
23	WWAN+WLAN 2.4GHz MIMO/CDD+ WLAN 5GHz(chain1)+BT	N/A	N/A
24	WLAN 2.4GHz(chain0)+BT	N/A	N/A
25	WLAN 2.4GHz(chain1)+BT	Yes	Yes
26	WLAN 5GHz(chain0)+BT	Yes	Yes
27	WLAN 5GHz(chain1)+BT	Yes	Yes
28	WLAN 2.4GHz MIMO/CDD+BT	N/A	N/A
29	WLAN 5GHz MIMO/CDD+BT	Yes	Yes
30	WLAN 2.4GHz(chain0)+ WLAN 5GHz(chain1)	Yes	Yes
31	WLAN 2.4GHz(chain1)+ WLAN 5GHz(chain0)	N/A	N/A
32	WLAN 2.4GHz(chain1)+ WLAN 5GHz(chain1)	N/A	N/A
33	WLAN 5GHz MIMO/CDD+ WLAN 2.4GHz(chain1)	N/A	N/A
34	WLAN 2.4GHz MIMO/CDD+ WLAN 5GHz(chain1)	N/A	N/A
35	WLAN 2.4GHz(chain0)+ WLAN 5GHz(chain1)+BT	N/A	N/A
36	WLAN 2.4GHz(chain1)+ WLAN 5GHz(chain0)+BT	N/A	N/A
37	WLAN 2.4GHz(chain1)+ WLAN 5GHz(chain1)+BT	N/A	N/A
38	WLAN 5GHz MIMO/CDD+ WLAN 2.4GHz(chain1)+BT	N/A	N/A
39	WLAN 2.4GHz MIMO/CDD+ WLAN 5GHz(chain1)+BT	N/A	N/A

Note:
1) The device does not support DTM function.
2) For Wi-Fi 5G, U-NII-2A (5250-5350 MHz) and U-NII-2C (5470-5725 MHz) bands does not support hotspot function.

Unless otherwise stated the results shown in this test report refer only to the sample(s) tested and such sample(s) are retained for 90 days only.
除非另有說明，此報告結果僅對測試之樣品負責，同時此樣品僅保留90天。本報告未經本公司書面許可，不可部份複製。
This document is issued by the Company subject to its General Conditions of Service printed overleaf, available on request or accessible at www.sgs.com/terms_and_conditions.htm and for electronic format documents, subject to Terms and Conditions for Electronic Documents at www.sgs.com/terms_e-document.htm. Attention is drawn to the limitation of liability, indemnification and jurisdiction issues defined therein. Any holder of this document is advised that information contained hereon reflects the Company's findings at the time of its intervention only and within the limits of Client's instructions, if any. The Company's sole responsibility is to its Client and this document does not exonerate parties to a transaction from exercising all their rights and obligations under the transaction documents. This document cannot be reproduced except in full, without prior written approval of the Company. Any unauthorized alteration, forgery or falsification of the content or appearance of this document is unlawful and offenders may be prosecuted to the fullest extent of the law.

8.5.2 Simultaneous Transmission SAR Summation Scenario

Simultaneous Transmission SAR Summation Scenario for Ant0 Head

No.		1	1a	1b	1c	2	2a	2b	3	3a	4	4a	5	6	6a	6b	7	7a	8	1b+2a	1b+3a	1b+4a	1c+5	1c+6a	1c+7a	1+8	1b+3a+8	1c+5+8	1c+6a+8	1c+7a+8	1a+2a+6a	SPLSR
WWAN Band	Exposure position	State1	State3	State5	State7	state 9 2.4G Chain0	state3/5 2.4G Chain0	state 13 2.4G Chain0	state 9 2.4G Chain1	state 3/5 2.4G Chain1	state 9 2.4G MIMO	state5 2.4G MIMO	state11 5G Chain0	state11 5G Chain1	state3/7 5G Chain1	state13 5G Chain1	state11 5G MIMO	state7 5G MIMO	BT	state 5 Summed SAR	state 5 Summed SAR	state 5 Summed SAR	state 7 Summed SAR	state 7 Summed SAR	state 7 Summed SAR	Summed SAR	state 5 Summed SAR	state 7 Summed SAR	state 7 Summed SAR	state 7 Summed SAR	state 3 Summed SAR	
GSM 850	Left Touch	0.793	0.793	0.793	0.793	0.776	0.504	0.776	0.040	0.040	0.794	0.557	0.323	0.700	0.420	0.700	0.764	0.453	0.582	1.297	0.833	1.350	1.116	1.213	1.246	1.375	1.415	1.698	1.795	1.828	1.717	Yes
	Left Tilt	0.144	0.144	0.144	0.144	0.790	0.513	0.790	0.056	0.056	0.762	0.535	0.086	0.687	0.439	0.687	0.725	0.442	0.524	0.657	0.200	0.679	0.230	0.583	0.586	0.668	0.724	0.754	1.107	1.110	1.096	/
	Right Touch	0.765	0.765	0.765	0.765	0.317	0.205	0.317	0.054	0.054	0.333	0.234	0.172	0.380	0.217	0.380	0.333	0.205	0.309	0.970	0.819	0.999	0.937	0.982	0.970	1.074	1.128	1.246	1.291	1.279	1.187	/
	Right Tilt	0.159	0.159	0.159	0.159	0.385	0.249	0.385	0.122	0.122	0.352	0.247	0.036	0.440	0.281	0.440	0.451	0.278	0.286	0.408	0.281	0.406	0.195	0.440	0.437	0.445	0.567	0.481	0.726	0.723	0.689	/
WCDMA B5	Left Touch	0.906	0.459	0.459	0.459	0.776	0.504	0.776	0.040	0.040	0.794	0.557	0.323	0.700	0.420	0.700	0.764	0.453	0.582	0.963	0.499	1.016	0.782	0.879	0.912	1.488	1.081	1.364	1.461	1.494	1.383	/
	Left Tilt	0.209	0.209	0.209	0.209	0.790	0.513	0.790	0.056	0.056	0.762	0.535	0.086	0.687	0.439	0.687	0.725	0.442	0.524	0.722	0.265	0.744	0.295	0.648	0.651	0.733	0.789	0.819	1.172	1.175	1.161	/
	Right Touch	0.983	0.517	0.517	0.517	0.317	0.205	0.317	0.054	0.054	0.333	0.234	0.172	0.380	0.217	0.380	0.333	0.205	0.309	0.722	0.571	0.751	0.689	0.734	0.722	1.292	0.880	0.998	1.043	1.031	0.939	/
	Right Tilt	0.217	0.217	0.217	0.217	0.385	0.249	0.385	0.122	0.122	0.352	0.247	0.036	0.440	0.281	0.440	0.451	0.278	0.286	0.466	0.339	0.464	0.253	0.498	0.495	0.503	0.625	0.539	0.784	0.781	0.747	/
LTE Band 5	Left Touch	0.700	0.451	0.451	0.451	0.776	0.504	0.776	0.040	0.040	0.794	0.557	0.323	0.700	0.420	0.700	0.764	0.453	0.582	0.955	0.491	1.008	0.774	0.871	0.904	1.282	1.073	1.356	1.453	1.486	1.375	/
	Left Tilt	0.149	0.149	0.149	0.149	0.790	0.513	0.790	0.056	0.056	0.762	0.535	0.086	0.687	0.439	0.687	0.725	0.442	0.524	0.662	0.205	0.684	0.235	0.588	0.591	0.673	0.729	0.759	1.112	1.115	1.101	/
	Right Touch	1.009	0.680	0.680	0.680	0.317	0.205	0.317	0.054	0.054	0.333	0.234	0.172	0.380	0.217	0.380	0.333	0.205	0.309	0.885	0.734	0.914	0.852	0.897	0.885	1.318	1.043	1.161	1.206	1.194	1.102	/
	Right Tilt	0.178	0.178	0.178	0.178	0.385	0.249	0.385	0.122	0.122	0.352	0.247	0.036	0.440	0.281	0.440	0.451	0.278	0.286	0.427	0.300	0.425	0.214	0.459	0.456	0.464	0.586	0.500	0.745	0.742	0.708	/
LTE Band 7	Left Touch	0.300	0.300	0.300	0.300	0.776	0.504	0.776	0.040	0.040	0.794	0.557	0.323	0.700	0.420	0.700	0.764	0.453	0.582	0.804	0.340	0.857	0.623	0.720	0.753	0.882	0.922	1.205	1.302	1.335	1.224	/
	Left Tilt	0.060	0.060	0.060	0.060	0.790	0.513	0.790	0.056	0.056	0.762	0.535	0.086	0.687	0.439	0.687	0.725	0.442	0.524	0.573	0.116	0.595	0.146	0.499	0.502	0.584	0.640	0.670	1.023	1.026	1.012	/
	Right Touch	0.755	0.755	0.755	0.755	0.317	0.205	0.317	0.054	0.054	0.333	0.234	0.172	0.380	0.217	0.380	0.333	0.205	0.309	0.960	0.809	0.989	0.927	0.972	0.960	1.064	1.118	1.236	1.281	1.269	1.177	/
	Right Tilt	0.212	0.212	0.212	0.212	0.385	0.249	0.385	0.122	0.122	0.352	0.247	0.036	0.440	0.281	0.440	0.451	0.278	0.286	0.461	0.334	0.459	0.248	0.493	0.490	0.498	0.620	0.534	0.779	0.776	0.742	/
LTE Band 12	Left Touch	0.907	0.458	0.458	0.458	0.776	0.504	0.776	0.040	0.040	0.794	0.557	0.323	0.700	0.420	0.700	0.764	0.453	0.582	0.962	0.498	1.015	0.781	0.878	0.911	1.489	1.080	1.363	1.460	1.493	1.382	/
	Left Tilt	0.199	0.199	0.199	0.199	0.790	0.513	0.790	0.056	0.056	0.762	0.535	0.086	0.687	0.439	0.687	0.725	0.442	0.524	0.712	0.255	0.734	0.285	0.638	0.641	0.723	0.779	0.809	1.162	1.165	1.151	/
	Right Touch	0.854	0.854	0.854	0.854	0.317	0.205	0.317	0.054	0.054	0.333	0.234	0.172	0.380	0.217	0.380	0.333	0.205	0.309	1.059	0.908	1.088	1.026	1.071	1.059	1.163	1.217	1.335	1.380	1.368	1.276	/
	Right Tilt	0.212	0.212	0.212	0.212	0.385	0.249	0.385	0.122	0.122	0.352	0.247	0.036	0.440	0.281	0.440	0.451	0.278	0.286	0.461	0.334	0.459	0.248	0.493	0.490	0.498	0.620	0.534	0.779	0.776	0.742	/
LTE Band 17	Left Touch	1.010	0.542	0.542	0.542	0.776	0.504	0.776	0.040	0.040	0.794	0.557	0.323	0.700	0.420	0.700	0.764	0.453	0.582	1.046	0.582	1.099	0.865	0.962	0.995	1.592	1.164	1.447	1.544	1.577	1.466	/
	Left Tilt	0.196	0.196	0.196	0.196	0.790	0.513	0.790	0.056	0.056	0.762	0.535	0.086	0.687	0.439	0.687	0.725	0.442	0.524	0.709	0.252	0.731	0.282	0.635	0.638	0.720	0.776	0.806	1.159	1.162	1.148	/
	Right Touch	0.965	0.965	0.965	0.965	0.317	0.205	0.317	0.054	0.054	0.333	0.234	0.172	0.380	0.217	0.380	0.333	0.205	0.309	1.170	1.019	1.199	1.137	1.182	1.170	1.274	1.328	1.446	1.491	1.479	1.387	/
	Right Tilt	0.240	0.240	0.240	0.240	0.385	0.249	0.385	0.122	0.122	0.352	0.247	0.036	0.440	0.281	0.440	0.451	0.278	0.286	0.489	0.362	0.487	0.276	0.521	0.518	0.526	0.648	0.562	0.807	0.804	0.770	/
LTE Band 26	Left Touch	0.389	0.389	0.389	0.389	0.776	0.504	0.776	0.040	0.040	0.794	0.557	0.323	0.700	0.420	0.700	0.764	0.453	0.582	0.893	0.429	0.946	0.712	0.809	0.842	0.971	1.011	1.294	1.391	1.424	1.313	/
	Left Tilt	0.076	0.076	0.076	0.076	0.790	0.513	0.790	0.056	0.056	0.762	0.535	0.086	0.687	0.439	0.687	0.725	0.442	0.524	0.589	0.132	0.611	0.162	0.515	0.518	0.600	0.656	0.686	1.039	1.042	1.028	/
	Right Touch	0.701	0.701	0.701	0.701	0.317	0.205	0.317	0.054	0.054	0.333	0.234	0.172	0.380	0.217	0.380	0.333	0.205	0.309	0.906	0.755	0.935	0.873	0.918	0.906	1.010	1.064	1.182	1.227	1.215	1.123	/
	Right Tilt	0.153	0.153	0.153	0.153	0.385	0.249	0.385	0.122	0.122	0.352	0.247	0.036	0.440	0.281	0.440	0.451	0.278	0.286	0.402	0.275	0.400	0.189	0.434	0.431	0.439	0.561	0.475	0.720	0.717	0.683	/
LTE Band 38	Left Touch	0.334	0.334	0.334	0.334	0.776	0.504	0.776	0.040	0.040	0.794	0.557	0.323	0.700	0.420	0.700	0.764	0.453	0.582	0.838	0.374	0.891	0.657	0.754	0.787	0.916	0.956	1.239	1.336	1.369	1.258	/
	Left Tilt	0.106	0.106	0.106	0.106	0.790	0.513	0.790	0.056	0.056	0.762	0.535	0.086	0.687	0.439	0.687	0.725	0.442	0.524	0.619	0.162	0.641	0.192	0.545	0.548	0.630	0.686	0.716	1.069	1.072	1.058	/
	Right Touch	0.967	0.967	0.967	0.967	0.317	0.205	0.317	0.054	0.054	0.333	0.234	0.172	0.380	0.217	0.380	0.333	0.205	0.309	1.172	1.021	1.201	1.139	1.184	1.172	1.276	1.330	1.448	1.493	1.481	1.389	/
	Right Tilt	0.314	0.314	0.314	0.314	0.385	0.249	0.385	0.122	0.122	0.352	0.247	0.036	0.440	0.281	0.440	0.451	0.278	0.286	0.563	0.436	0.561	0.350	0.595	0.592	0.600	0.722	0.636	0.881	0.878	0.844	/
LTE Band 41	Left Touch	0.362	0.362	0.362	0.362	0.776	0.504	0.776	0.040	0.040	0.794	0.557	0.323	0.700	0.420	0.700	0.764	0.453	0.582	0.866	0.402	0.919	0.685	0.782	0.815	0.944	0.984	1.267	1.364	1.397	1.286	/
	Left Tilt	0.106	0.106	0.106	0.106	0.790	0.513	0.790	0.056	0.056	0.762	0.535	0.086	0.687	0.439	0.687	0.725	0.442	0.524	0.619	0.162	0.641	0.192	0.545	0.548	0.630	0.686	0.716	1.069	1.072	1.058	/
	Right Touch	0.968	0.968	0.968	0.968	0.317	0.205	0.317	0.054	0.054	0.333	0.234	0.172	0.380	0.217	0.380	0.333	0.205	0.309	1.173	1.022	1.202	1.140	1.185	1.173	1.277	1.331	1.449	1.494	1.482	1.390	/
	Right Tilt	0.293	0.293	0.293	0.293	0.385	0.249	0.385	0.122	0.122	0.352	0.247	0.036	0.440	0.281	0.440	0.451	0.278	0.286	0.542	0.415	0.540	0.329	0.574	0.571	0.579	0.701	0.615	0.860	0.857	0.823	/

No.		1c	5	8	1c+5+8	SPLSR	Case No
WWAN Band	Exposure position	State7	state11 5G Chain0	BT	state 7 Summed SAR		
GSM850	Left Touch	0.793	0.323	0.582	1.698	0.03	1#

No.		1c	6a	8	1c+6a+8	SPLSR	Case No
WWAN Band	Exposure position	State7	state3/7 5G Chain1	BT	state 7 Summed SAR		
GSM850	Left Touch	0.793	0.420	0.582	1.795	0.03	2#

No.		1c	7a	8	1c+7a+8	SPLSR	Case No
WWAN Band	Exposure position	State7	state7 5G MIMO	BT	state 7 Summed SAR		
GSM850	Left Touch	0.793	0.453	0.582	1.828	0.03	3#

No.		1a	2a	6a	1a+2a+6a	SPLSR	Case No
WWAN Band	Exposure position	State3	state3/5 2.4G Chain0	state3/7 5G Chain1	state 7 Summed SAR		
GSM850	Left Touch	0.793	0.504	0.420	1.717	0.03	4#

Unless otherwise stated the results shown in this test report refer only to the sample(s) tested and such sample(s) are retained for 90 days only.
除非另有說明，此報告結果僅對測試之樣品負責，同時此樣品僅保留90天。本報告未經本公司書面許可，不可部份複製。
This document is issued by the Company subject to its General Conditions of Service printed overleaf, available on request or accessible at www.sgs.com/terms_and_conditions.htm and for electronic format documents, subject to Terms and Conditions for Electronic Documents at www.sgs.com/terms_e-document.htm. Attention is drawn to the limitation of liability, indemnification and jurisdiction issues defined therein. Any holder of this document is advised that information contained hereon reflects the Company's findings at the time of its intervention only and within the limits of Client's instructions, if any. The Company's sole responsibility is to its Client and this document does not exonerate parties to a transaction from exercising all their rights and obligations under the transaction documents. This document cannot be reproduced except in full, without prior written approval of the Company. Any unauthorized alteration, forgery or falsification of the content or appearance of this document is unlawful and offenders may be prosecuted to the fullest extent of the law.

Simultaneous Transmission SAR Summation Scenario for Ant1 Head

No.		1	1a	1b	1c	2	2a	2b	3	3a	4	4a	5	6	6a	6b	7	7a	8	1b+2a	1b+3a	1b+4a	1c+5	1c+6a	1c+7a	1+8	1b+3a+8	1c+5+8	1c+6a+8	1c+7a+8	1a+2a+6a
WWAN Band	Exposure position	State1	State 3	State 5	State 7	state 9 2.4G Chain0	state 3/5 2.4G Chain0	state 13 2.4G Chain0	state 9 2.4G Chain1	state 3/5 2.4G Chain1	state 9 2.4G MIMO	state5 2.4G MIMO	state 11 5G Chain0	state 11 5G Chain1	state 3/7 5G Chain1	state 13 5G Chain1	state 11 5G MIMO	state 7 5G MIMO	BT	state 5 Summed SAR	state 5 Summed SAR	state 5 Summed SAR	state 7 Summed SAR	state 7 Summed SAR	state 7 Summed SAR	Summed SAR	state 5 Summed SAR	state 7 Summed SAR	state 7 Summed SAR	state 7 Summed SAR	state 3 Summed SAR
GSM 850	Left Touch	0.334	0.334	0.334	0.334	0.776	0.504	0.776	0.040	0.040	0.794	0.557	0.323	0.700	0.420	0.700	0.764	0.453	0.582	0.838	0.374	0.891	0.657	0.754	0.787	0.916	0.956	1.239	1.336	1.369	1.258
	Left Tilt	0.217	0.217	0.217	0.217	0.790	0.513	0.790	0.056	0.056	0.762	0.535	0.086	0.687	0.439	0.687	0.725	0.442	0.524	0.730	0.273	0.752	0.303	0.656	0.659	0.741	0.797	0.827	1.180	1.183	1.169
	Right Touch	0.476	0.476	0.476	0.476	0.317	0.205	0.317	0.054	0.054	0.333	0.234	0.172	0.380	0.217	0.380	0.333	0.205	0.309	0.681	0.530	0.710	0.648	0.693	0.681	0.785	0.839	0.957	1.002	0.990	0.898
	Right Tilt	0.237	0.237	0.237	0.237	0.385	0.249	0.385	0.122	0.122	0.352	0.247	0.036	0.440	0.281	0.440	0.451	0.278	0.286	0.486	0.359	0.484	0.273	0.518	0.515	0.523	0.645	0.559	0.804	0.801	0.767
WCDMA B5	Left Touch	0.243	0.243	0.243	0.243	0.776	0.504	0.776	0.040	0.040	0.794	0.557	0.323	0.700	0.420	0.700	0.764	0.453	0.582	0.747	0.283	0.800	0.566	0.663	0.696	0.825	0.865	1.148	1.245	1.278	1.167
	Left Tilt	0.142	0.142	0.142	0.142	0.790	0.513	0.790	0.056	0.056	0.762	0.535	0.086	0.687	0.439	0.687	0.725	0.442	0.524	0.655	0.198	0.677	0.228	0.581	0.584	0.666	0.722	0.752	1.105	1.108	1.094
	Right Touch	0.352	0.352	0.352	0.352	0.317	0.205	0.317	0.054	0.054	0.333	0.234	0.172	0.380	0.217	0.380	0.333	0.205	0.309	0.557	0.406	0.586	0.524	0.569	0.557	0.661	0.715	0.833	0.878	0.866	0.774
	Right Tilt	0.155	0.155	0.155	0.155	0.385	0.249	0.385	0.122	0.122	0.352	0.247	0.036	0.440	0.281	0.440	0.451	0.278	0.286	0.404	0.277	0.402	0.191	0.436	0.433	0.441	0.563	0.477	0.722	0.719	0.685
LTE Band 5	Left Touch	0.196	0.196	0.196	0.196	0.776	0.504	0.776	0.040	0.040	0.794	0.557	0.323	0.700	0.420	0.700	0.764	0.453	0.582	0.700	0.236	0.753	0.519	0.616	0.649	0.778	0.818	1.101	1.198	1.231	1.120
	Left Tilt	0.118	0.118	0.118	0.118	0.790	0.513	0.790	0.056	0.056	0.762	0.535	0.086	0.687	0.439	0.687	0.725	0.442	0.524	0.631	0.174	0.653	0.204	0.557	0.560	0.642	0.698	0.728	1.081	1.084	1.070
	Right Touch	0.281	0.281	0.281	0.281	0.317	0.205	0.317	0.054	0.054	0.333	0.234	0.172	0.380	0.217	0.380	0.333	0.205	0.309	0.486	0.335	0.515	0.453	0.498	0.486	0.590	0.644	0.762	0.807	0.795	0.703
	Right Tilt	0.154	0.154	0.154	0.154	0.385	0.249	0.385	0.122	0.122	0.352	0.247	0.036	0.440	0.281	0.440	0.451	0.278	0.286	0.403	0.276	0.401	0.190	0.435	0.432	0.440	0.562	0.476	0.721	0.718	0.684
LTE Band 12	Left Touch	0.205	0.205	0.205	0.205	0.776	0.504	0.776	0.040	0.040	0.794	0.557	0.323	0.700	0.420	0.700	0.764	0.453	0.582	0.709	0.245	0.762	0.528	0.625	0.658	0.787	0.827	1.110	1.207	1.240	1.129
	Left Tilt	0.153	0.153	0.153	0.153	0.790	0.513	0.790	0.056	0.056	0.762	0.535	0.086	0.687	0.439	0.687	0.725	0.442	0.524	0.666	0.209	0.688	0.239	0.592	0.595	0.677	0.733	0.763	1.116	1.119	1.105
	Right Touch	0.217	0.217	0.217	0.217	0.317	0.205	0.317	0.054	0.054	0.333	0.234	0.172	0.380	0.217	0.380	0.333	0.205	0.309	0.422	0.271	0.451	0.389	0.434	0.422	0.526	0.580	0.698	0.743	0.731	0.639
	Right Tilt	0.111	0.111	0.111	0.111	0.385	0.249	0.385	0.122	0.122	0.352	0.247	0.036	0.440	0.281	0.440	0.451	0.278	0.286	0.360	0.233	0.358	0.147	0.392	0.389	0.397	0.519	0.433	0.678	0.675	0.641
LTE Band 17	Left Touch	0.187	0.187	0.187	0.187	0.776	0.504	0.776	0.040	0.040	0.794	0.557	0.323	0.700	0.420	0.700	0.764	0.453	0.582	0.691	0.227	0.744	0.510	0.607	0.640	0.769	0.809	1.092	1.189	1.222	1.111
	Left Tilt	0.133	0.133	0.133	0.133	0.790	0.513	0.790	0.056	0.056	0.762	0.535	0.086	0.687	0.439	0.687	0.725	0.442	0.524	0.646	0.189	0.668	0.219	0.572	0.575	0.657	0.713	0.743	1.096	1.099	1.085
	Right Touch	0.195	0.195	0.195	0.195	0.317	0.205	0.317	0.054	0.054	0.333	0.234	0.172	0.380	0.217	0.380	0.333	0.205	0.309	0.400	0.249	0.429	0.367	0.412	0.400	0.504	0.558	0.676	0.721	0.709	0.617
	Right Tilt	0.111	0.111	0.111	0.111	0.385	0.249	0.385	0.122	0.122	0.352	0.247	0.036	0.440	0.281	0.440	0.451	0.278	0.286	0.360	0.233	0.358	0.147	0.392	0.389	0.397	0.519	0.433	0.678	0.675	0.641
LTE Band 26	Left Touch	0.112	0.112	0.112	0.112	0.776	0.504	0.776	0.040	0.040	0.794	0.557	0.323	0.700	0.420	0.700	0.764	0.453	0.582	0.616	0.152	0.669	0.435	0.532	0.565	0.694	0.734	1.017	1.114	1.147	1.036
	Left Tilt	0.069	0.069	0.069	0.069	0.790	0.513	0.790	0.056	0.056	0.762	0.535	0.086	0.687	0.439	0.687	0.725	0.442	0.524	0.582	0.125	0.604	0.155	0.508	0.511	0.593	0.649	0.679	1.032	1.035	1.021
	Right Touch	0.147	0.147	0.147	0.147	0.317	0.205	0.317	0.054	0.054	0.333	0.234	0.172	0.380	0.217	0.380	0.333	0.205	0.309	0.352	0.201	0.381	0.319	0.364	0.352	0.456	0.510	0.628	0.673	0.661	0.569
	Right Tilt	0.111	0.111	0.111	0.111	0.385	0.249	0.385	0.122	0.122	0.352	0.247	0.036	0.440	0.281	0.440	0.451	0.278	0.286	0.360	0.233	0.358	0.147	0.392	0.389	0.397	0.519	0.433	0.678	0.675	0.641

Simultaneous Transmission SAR Summation Scenario for Ant2 Head

No.		1	1a	1b	1c	2	2a	2b	3	3a	4	4a	5	6	6a	6b	7	7a	8	1b+2a	1b+3a	1b+4a	1c+5	1c+6a	1c+7a	1+8	1b+3a+8	1c+5+8	1c+6a+8	1c+7a+8	1a+2a+6a
WWAN Band	Exposure position	State1	State 3	State 5	State 7	state 9 2.4G Chain0	state 3/5 2.4G Chain0	state 13 2.4G Chain0	state 9 2.4G Chain1	state 3/5 2.4G Chain1	state 9 2.4G MIMO	state5 2.4G MIMO	state 11 5G Chain0	state 11 5G Chain1	state 3/7 5G Chain1	state 13 5G Chain1	state 11 5G MIMO	state 7 5G MIMO	BT	state 5 Summed SAR	state 5 Summed SAR	state 5 Summed SAR	state 7 Summed SAR	state 7 Summed SAR	state 7 Summed SAR	Summed SAR	state 5 Summed SAR	state 7 Summed SAR	state 7 Summed SAR	state 7 Summed SAR	state 3 Summed SAR
GSM 1900	Left Touch	0.728	0.481	0.558	0.558	0.776	0.504	0.776	0.040	0.040	0.794	0.557	0.323	0.700	0.420	0.700	0.764	0.453	0.582	1.062	0.598	1.115	0.881	0.978	1.011	1.310	1.180	1.463	1.560	1.593	1.405
	Left Tilt	0.793	0.521	0.627	0.627	0.790	0.513	0.790	0.056	0.056	0.762	0.535	0.086	0.687	0.439	0.687	0.725	0.442	0.524	1.140	0.683	1.162	0.713	1.066	1.069	1.317	1.207	1.237	1.590	1.593	1.473
	Right Touch	0.849	0.849	0.849	0.849	0.317	0.205	0.317	0.054	0.054	0.333	0.234	0.172	0.380	0.217	0.380	0.333	0.205	0.309	1.054	0.903	1.083	1.021	1.066	1.054	1.158	1.212	1.330	1.375	1.363	1.271
	Right Tilt	0.903	0.903	0.903	0.903	0.385	0.249	0.385	0.122	0.122	0.352	0.247	0.036	0.440	0.281	0.440	0.451	0.278	0.286	1.152	1.025	1.150	0.939	1.184	1.181	1.189	1.311	1.225	1.470	1.467	1.433
WCDMA B2	Left Touch	0.392	0.392	0.392	0.392	0.776	0.504	0.776	0.040	0.040	0.794	0.557	0.323	0.700	0.420	0.700	0.764	0.453	0.582	0.896	0.432	0.949	0.715	0.812	0.845	0.974	1.014	1.297	1.394	1.427	1.316
	Left Tilt	0.382	0.382	0.382	0.382	0.790	0.513	0.790	0.056	0.056	0.762	0.535	0.086	0.687	0.439	0.687	0.725	0.442	0.524	0.895	0.438	0.917	0.468	0.821	0.824	0.906	0.962	0.992	1.345	1.348	1.334
	Right Touch	0.543	0.543	0.543	0.543	0.317	0.205	0.317	0.054	0.054	0.333	0.234	0.172	0.380	0.217	0.380	0.333	0.205	0.309	0.748	0.597	0.777	0.715	0.760	0.748	0.852	0.906	1.024	1.069	1.057	0.965
	Right Tilt	0.688	0.688	0.688	0.688	0.385	0.249	0.385	0.122	0.122	0.352	0.247	0.036	0.440	0.281	0.440	0.451	0.278	0.286	0.937	0.810	0.935	0.724	0.969	0.966	0.974	1.096	1.010	1.255	1.252	1.218
WCDMA B4	Left Touch	0.371	0.371	0.371	0.371	0.776	0.504	0.776	0.040	0.040	0.794	0.557	0.323	0.700	0.420	0.700	0.764	0.453	0.582	0.875	0.411	0.928	0.694	0.791	0.824	0.953	0.993	1.276	1.373	1.406	1.295
	Left Tilt	0.499	0.499	0.499	0.499	0.790	0.513	0.790	0.056	0.056	0.762	0.535	0.086	0.687	0.439	0.687	0.725	0.442	0.524	1.012	0.555	1.034	0.585	0.938	0.941	1.023	1.079	1.109	1.462	1.465	1.451
	Right Touch	0.621	0.621	0.621	0.621	0.317	0.205	0.317	0.054	0.054	0.333	0.234	0.172	0.380	0.217	0.380	0.333	0.205	0.309	0.826	0.675	0.855	0.793	0.838	0.826	0.930	0.984	1.102	1.147	1.135	1.043
	Right Tilt	0.760	0.760	0.760	0.760	0.385	0.249	0.385	0.122	0.122	0.352	0.247	0.036	0.440	0.281	0.440	0.451	0.278	0.286	1.009	0.882	1.007	0.796	1.041	1.038	1.046	1.168	1.082	1.327	1.324	1.290
LTE Band 2	Left Touch	0.452	0.452	0.452	0.452	0.776	0.504	0.776	0.040	0.040	0.794	0.557	0.323	0.700	0.420	0.700	0.764	0.453	0.582	0.956	0.492	1.009	0.775	0.872	0.905	1.034	1.074	1.357	1.454	1.487	1.376
	Left Tilt	0.525	0.525	0.525	0.525	0.790	0.513	0.790	0.056	0.056	0.762	0.535	0.086	0.687	0.439	0.687	0.725	0.442	0.524	1.038	0.581	1.060	0.611	0.964	0.967	1.049	1.105	1.135	1.488	1.491	1.477
	Right Touch	0.753	0.753	0.753	0.753	0.317	0.205	0.317	0.054	0.054	0.333	0.234	0.172	0.380	0.217	0.380	0.333	0.205	0.309	0.958	0.807	0.987	0.925	0.970	0.958	1.062	1.116	1.234	1.279	1.267	1.175
	Right Tilt	0.924	0.924	0.924	0.924	0.385	0.249	0.385	0.122	0.122	0.352	0.247	0.036	0.440	0.281	0.440	0.451	0.278	0.286	1.173	1.046	1.171	0.960	1.205	1.202	1.210	1.332	1.246	1.491	1.488	1.454
LTE Band 4	Left Touch	0.399	0.399	0.399	0.399	0.776	0.504	0.776	0.040	0.040	0.794	0.557	0.323	0.700	0.420	0.700	0.764	0.453	0.582	0.903	0.439	0.956	0.722	0.819	0.852	0.981	1.021	1.304	1.401	1.434	1.323
	Left Tilt	0.620	0.407	0.508	0.508	0.790	0.513	0.790	0.056	0.056	0.762	0.535	0.086	0.687	0.439	0.687	0.725	0.442	0.524	1.021	0.564	1.043	0.594	0.947	0.950	1.144	1.088	1.118	1.471	1.474	1.359
	Right Touch	0.534	0.534	0.534	0.534	0.317	0.205	0.317	0.054	0.054	0.333	0.234	0.172	0.380	0.217	0.380	0.333	0.205	0.309	0.739	0.588	0.768	0.706	0.751	0.739	0.843	0.897	1.015	1.060	1.048	0.956
	Right Tilt	0.840	0.840	0.840	0.840	0.385	0.249	0.385	0.122	0.122	0.352	0.247	0.036	0.440	0.281	0.440	0.451	0.278	0.286	1.089	0.962	1.087	0.876	1.121	1.118	1.126	1.248	1.162	1.407	1.404	1.370
LTE Band 7	Left Touch	0.680	0.530	0.530	0.530	0.776	0.504	0.776	0.040	0.040	0.794	0.557	0.323	0.700	0.420	0.700	0.764	0.453	0.582	1.034	0.570	1.087	0.853	0.950	0.983	1.262	1.152	1.435	1.532	1.565	1.454
	Left Tilt	0.913	0.623	0.623	0.623	0.790	0.513	0.790	0.056	0.056	0.762	0.535	0.086	0.687	0.439	0.687	0.725	0.442	0.524	1.136	0.679	1.158	0.709	1.062	1.065	1.437	1.203	1.233	1.586	1.589	1.575
	Right Touch	1.033	0.784	0.784	0.784	0.317	0.205	0.317	0.054	0.054	0.333	0.234	0.172	0.380	0.217	0.380	0.333	0.205	0.309	0.989	0.838	1.018	0.956	1.001	0.989	1.342	1.147	1.265	1.310	1.298	1.206
	Right Tilt	1.113	0.815	0.815	0.815	0.385	0.249	0.385	0.122	0.122	0.352	0.247	0.036	0.440	0.281	0.440	0.451	0.278	0.286	1.064	0.937	1.062	0.851	1.096	1.093	1.399	1.223	1.137	1.382	1.379	1.345
LTE Band 38	Left Touch	0.485	0.347	0.386	0.386	0.776	0.504	0.776	0.040	0.040	0.794	0.557	0.323	0.700	0.420	0.700	0.764	0.453	0.582	0.890	0.426	0.943	0.709	0.806	0.839	1.067	1.008	1.291	1.388	1.421	1.271
	Left Tilt	0.659	0.463	0.522	0.522	0.790	0.513	0.790	0.056	0.056	0.762	0.535	0.086	0.687	0.439	0.687	0.725	0.442	0.524	1.035	0.578	1.057	0.608	0.961	0.964	1.183	1.102	1.132	1.485	1.488	1.415
	Right Touch	0.904	0.904	0.904	0.904	0.317	0.205	0.317	0.054	0.054	0.333	0.234	0.172	0.380	0.217	0.380	0.333	0.205	0.309	1.109	0.958	1.138	1.076	1.121	1.109	1.213	1.267	1.385	1.430	1.418	1.326
	Right Tilt	0.866	0.866	0.866	0.866	0.385	0.249	0.385	0.122	0.122	0.352	0.247	0.036	0.440	0.281	0.440	0.451	0.278	0.286	1.115	0.988	1.113	0.902	1.147	1.144	1.152	1.274	1.188	1.433	1.430	1.396
LTE Band 41	Left Touch	0.509	0.391	0.427	0.427	0.776	0.504	0.776	0.040	0.040	0.794	0.557	0.323	0.700	0.420	0.700	0.764	0.453	0.582	0.931	0.467	0.984	0.750	0.847	0.880	1.091	1.049	1.332	1.429	1.462	1.315
	Left Tilt	0.593	0.462	0.503	0.503	0.790	0.513	0.790	0.056	0.056	0.762	0.535	0.086	0.687	0.439	0.687	0.725	0.442	0.524	1.016	0.559	1.038	0.589	0.942	0.945	1.117	1.083	1.113	1.456	1.469	1.414
	Right Touch	0.954	0.954	0.954	0.954	0.317	0.205	0.317	0.054	0.054	0.333	0.234	0.172	0.380	0.217	0.380	0.333	0.205	0.309	1.159	1.008	1.188	1.126	1.171	1.159	1.263	1.317	1.435	1.480	1.468	1.376
	Right Tilt	1.009	0.743	0.812	0.812	0.385	0.249	0.385	0.122	0.122	0.352	0.247	0.036	0.440	0.281	0.440	0.451	0.278	0.286	1.061	0.934	1.059	0.848	1.093	1.090	1.295	1.220	1.134	1.379	1.376	1.273
LTE Band 66	Left Touch	0.435	0.435	0.435	0.435	0.776	0.504	0.776	0.040	0.040	0.794	0.557	0.323	0.700	0.420	0.700	0.764	0.453	0.582	0.939	0.475	0.992	0.758	0.855	0.888	1.017	1.057	1.340	1.437	1.470	1.359
	Left Tilt	0.593	0.396	0.498	0.498	0.790	0.513	0.790	0.056	0.056	0.762	0.535	0.086	0.687	0.439	0.687	0.725	0.442	0.524	1.011	0.554	1.033	0.584	0.937	0.940	1.117	1.078	1.108	1.481	1.464	1.348
	Right Touch	0.684	0.684	0.684	0.684	0.317	0.205	0.317	0.054	0.054	0.333	0.234	0.172	0.380	0.217	0.380	0.333	0.205	0.309	0.889	0.738	0.918	0.856	0.901	0.889	0.993	1.047	1.165	1.210	1.198	1.106
	Right Tilt	0.980	0.589	0.745	0.745	0.385	0.249	0.385	0.122	0.122	0.352	0.247	0.036	0.440	0.281	0.440	0.451	0.278	0.286	0.994	0.867	0.992	0.781	1.026	1.023	1.266	1.153	1.067	1.312	1.309	1.119

Unless otherwise stated the results shown in this test report refer only to the sample(s) tested and such sample(s) are retained for 90 days only.
除非另有說明，此報告結果僅對測試之樣品負責，同時此樣品僅保留90天。本報告未經本公司書面許可，不可部份複製。
This document is issued by the Company subject to its General Conditions of Service printed overleaf, available on request or accessible at www.sgs.com/terms_and_conditions.htm and for electronic format documents, subject to Terms and Conditions for Electronic Documents at www.sgs.com/terms_e-document.htm. Attention is drawn to the limitation of liability, indemnification and jurisdiction issues defined therein. Any holder of this document is advised that information contained hereon reflects the Company's findings at the time of its intervention only and within the limits of Client's instructions, if any. The Company's sole responsibility is to its Client and this document does not exonerate parties to a transaction from exercising all their rights and obligations under the transaction documents. This document cannot be reproduced except in full, without prior written approval of the Company. Any unauthorized alteration, forgery or falsification of the content or appearance of this document is unlawful and offenders may be prosecuted to the fullest extent of the law.

Simultaneous Transmission SAR Summation Scenario for Ant3 Head

No.		1	1a	1b	1c	2	2a	2b	3	3a	4	4a	5	6	6a	6b	7	7a	8	1b+2a	1b+3a	1b+4a	1c+5	1c+6a	1c+7a	1+8	1b+3a+8	1c+5+8	1c+6a+8	1c+7a+8	1a+2a+6a
WWAN Band	Exposure position	State1	State 3	State 5	State 7	state 9 2.4G Chain0	state 3/5 2.4G Chain0	state 13 2.4G Chain0	state 9 2.4G Chain1	state 3/5 2.4G Chain1	state 9 2.4G MIMO	state5 2.4G MIMO	state 11 5G Chain0	state 11 5G Chain1	state 3/7 5G Chain1	state 13 5G Chain1	state 11 5G MIMO	state 7 5G MIMO	BT	state 5 Summed SAR	state 5 Summed SAR	state 5 Summed SAR	state 7 Summed SAR	state 7 Summed SAR	state 7 Summed SAR	Summed SAR	state 5 Summed SAR	state 7 Summed SAR	state 7 Summed SAR	state 7 Summed SAR	state 3 Summed SAR
GSM 1900	Left Touch	0.028	0.028	0.028	0.028	0.776	0.504	0.776	0.040	0.040	0.794	0.557	0.323	0.700	0.420	0.700	0.764	0.453	0.582	0.532	0.068	0.585	0.351	0.448	0.481	0.610	0.650	0.933	1.030	1.063	0.952
	Left Tilt	0.039	0.039	0.039	0.039	0.790	0.513	0.790	0.056	0.056	0.762	0.535	0.086	0.687	0.439	0.687	0.725	0.442	0.524	0.552	0.095	0.574	0.125	0.478	0.481	0.563	0.619	0.649	1.002	1.005	0.991
	Right Touch	0.073	0.073	0.073	0.073	0.317	0.205	0.317	0.054	0.054	0.333	0.234	0.172	0.380	0.217	0.380	0.333	0.205	0.309	0.278	0.127	0.307	0.245	0.290	0.278	0.382	0.436	0.554	0.599	0.587	0.495
	Right Tilt	0.047	0.047	0.047	0.047	0.385	0.249	0.385	0.122	0.122	0.352	0.247	0.036	0.440	0.281	0.440	0.451	0.278	0.286	0.296	0.169	0.294	0.083	0.328	0.325	0.333	0.455	0.369	0.614	0.611	0.577
WCDMA B2	Left Touch	0.050	0.050	0.050	0.050	0.776	0.504	0.776	0.040	0.040	0.794	0.557	0.323	0.700	0.420	0.700	0.764	0.453	0.582	0.554	0.090	0.607	0.373	0.470	0.503	0.632	0.672	0.955	1.052	1.085	0.974
	Left Tilt	0.064	0.064	0.064	0.064	0.790	0.513	0.790	0.056	0.056	0.762	0.535	0.086	0.687	0.439	0.687	0.725	0.442	0.524	0.577	0.120	0.599	0.150	0.503	0.506	0.588	0.644	0.674	1.027	1.030	1.016
	Right Touch	0.127	0.127	0.127	0.127	0.317	0.205	0.317	0.054	0.054	0.333	0.234	0.172	0.380	0.217	0.380	0.333	0.205	0.309	0.332	0.181	0.361	0.299	0.344	0.332	0.436	0.490	0.608	0.653	0.641	0.549
	Right Tilt	0.063	0.063	0.063	0.063	0.385	0.249	0.385	0.122	0.122	0.352	0.247	0.036	0.440	0.281	0.440	0.451	0.278	0.286	0.312	0.185	0.310	0.099	0.344	0.341	0.349	0.471	0.385	0.630	0.627	0.593
WCDMA B4	Left Touch	0.035	0.035	0.035	0.035	0.776	0.504	0.776	0.040	0.040	0.794	0.557	0.323	0.700	0.420	0.700	0.764	0.453	0.582	0.539	0.075	0.592	0.358	0.455	0.488	0.617	0.657	0.940	1.037	1.070	0.959
	Left Tilt	0.042	0.042	0.042	0.042	0.790	0.513	0.790	0.056	0.056	0.762	0.535	0.086	0.687	0.439	0.687	0.725	0.442	0.524	0.555	0.098	0.577	0.128	0.481	0.484	0.566	0.622	0.652	1.005	1.008	0.994
	Right Touch	0.058	0.058	0.058	0.058	0.317	0.205	0.317	0.054	0.054	0.333	0.234	0.172	0.380	0.217	0.380	0.333	0.205	0.309	0.263	0.112	0.292	0.230	0.275	0.263	0.367	0.421	0.539	0.584	0.572	0.480
	Right Tilt	0.044	0.044	0.044	0.044	0.385	0.249	0.385	0.122	0.122	0.352	0.247	0.036	0.440	0.281	0.440	0.451	0.278	0.286	0.293	0.166	0.291	0.080	0.325	0.322	0.330	0.452	0.366	0.611	0.608	0.574
LTE Band 2	Left Touch	0.068	0.068	0.068	0.068	0.776	0.504	0.776	0.040	0.040	0.794	0.557	0.323	0.700	0.420	0.700	0.764	0.453	0.582	0.572	0.108	0.625	0.391	0.488	0.521	0.650	0.690	0.973	1.070	1.103	0.992
	Left Tilt	0.069	0.069	0.069	0.069	0.790	0.513	0.790	0.056	0.056	0.762	0.535	0.086	0.687	0.439	0.687	0.725	0.442	0.524	0.582	0.125	0.604	0.155	0.508	0.511	0.593	0.649	0.679	1.032	1.035	1.021
	Right Touch	0.138	0.138	0.138	0.138	0.317	0.205	0.317	0.054	0.054	0.333	0.234	0.172	0.380	0.217	0.380	0.333	0.205	0.309	0.343	0.192	0.372	0.310	0.355	0.343	0.447	0.501	0.619	0.664	0.652	0.560
	Right Tilt	0.076	0.076	0.076	0.076	0.385	0.249	0.385	0.122	0.122	0.352	0.247	0.036	0.440	0.281	0.440	0.451	0.278	0.286	0.325	0.198	0.323	0.112	0.357	0.354	0.362	0.484	0.398	0.643	0.640	0.606
LTE Band 4	Left Touch	0.027	0.027	0.027	0.027	0.776	0.504	0.776	0.040	0.040	0.794	0.557	0.323	0.700	0.420	0.700	0.764	0.453	0.582	0.531	0.067	0.584	0.350	0.447	0.480	0.609	0.649	0.932	1.029	1.062	0.951
	Left Tilt	0.033	0.033	0.033	0.033	0.790	0.513	0.790	0.056	0.056	0.762	0.535	0.086	0.687	0.439	0.687	0.725	0.442	0.524	0.546	0.089	0.568	0.119	0.472	0.475	0.557	0.613	0.643	0.996	0.999	0.985
	Right Touch	0.205	0.205	0.205	0.205	0.317	0.205	0.317	0.054	0.054	0.333	0.234	0.172	0.380	0.217	0.380	0.333	0.205	0.309	0.410	0.259	0.439	0.377	0.422	0.410	0.514	0.568	0.686	0.731	0.719	0.627
	Right Tilt	0.145	0.145	0.145	0.145	0.385	0.249	0.385	0.122	0.122	0.352	0.247	0.036	0.440	0.281	0.440	0.451	0.278	0.286	0.394	0.267	0.392	0.181	0.426	0.423	0.431	0.553	0.467	0.712	0.709	0.675
LTE Band 7	Left Touch	0.326	0.326	0.326	0.326	0.776	0.504	0.776	0.040	0.040	0.794	0.557	0.323	0.700	0.420	0.700	0.764	0.453	0.582	0.830	0.366	0.883	0.649	0.746	0.779	0.908	0.948	1.231	1.328	1.361	1.250
	Left Tilt	0.205	0.205	0.205	0.205	0.790	0.513	0.790	0.056	0.056	0.762	0.535	0.086	0.687	0.439	0.687	0.725	0.442	0.524	0.718	0.261	0.740	0.291	0.644	0.647	0.729	0.785	0.815	1.168	1.171	1.157
	Right Touch	0.642	0.642	0.642	0.642	0.317	0.205	0.317	0.054	0.054	0.333	0.234	0.172	0.380	0.217	0.380	0.333	0.205	0.309	0.847	0.696	0.876	0.814	0.859	0.847	0.951	1.005	1.123	1.168	1.156	1.064
	Right Tilt	0.199	0.199	0.199	0.199	0.385	0.249	0.385	0.122	0.122	0.352	0.247	0.036	0.440	0.281	0.440	0.451	0.278	0.286	0.448	0.321	0.446	0.235	0.480	0.477	0.485	0.607	0.521	0.766	0.763	0.729
LTE Band 38	Left Touch	0.143	0.143	0.143	0.143	0.776	0.504	0.776	0.040	0.040	0.794	0.557	0.323	0.700	0.420	0.700	0.764	0.453	0.582	0.647	0.183	0.700	0.466	0.563	0.596	0.725	0.765	1.048	1.145	1.178	1.067
	Left Tilt	0.095	0.095	0.095	0.095	0.790	0.513	0.790	0.056	0.056	0.762	0.535	0.086	0.687	0.439	0.687	0.725	0.442	0.524	0.608	0.151	0.630	0.181	0.534	0.537	0.619	0.675	0.705	1.058	1.061	1.047
	Right Touch	0.301	0.301	0.301	0.301	0.317	0.205	0.317	0.054	0.054	0.333	0.234	0.172	0.380	0.217	0.380	0.333	0.205	0.309	0.506	0.355	0.535	0.473	0.518	0.506	0.610	0.664	0.782	0.827	0.815	0.723
	Right Tilt	0.082	0.082	0.082	0.082	0.385	0.249	0.385	0.122	0.122	0.352	0.247	0.036	0.440	0.281	0.440	0.451	0.278	0.286	0.331	0.204	0.329	0.118	0.363	0.360	0.368	0.490	0.404	0.649	0.646	0.612
LTE Band 41	Left Touch	0.127	0.127	0.127	0.127	0.776	0.504	0.776	0.040	0.040	0.794	0.557	0.323	0.700	0.420	0.700	0.764	0.453	0.582	0.631	0.167	0.684	0.450	0.547	0.580	0.709	0.749	1.032	1.129	1.162	1.051
	Left Tilt	0.092	0.092	0.092	0.092	0.790	0.513	0.790	0.056	0.056	0.762	0.535	0.086	0.687	0.439	0.687	0.725	0.442	0.524	0.605	0.148	0.627	0.178	0.531	0.534	0.616	0.672	0.702	1.055	1.058	1.044
	Right Touch	0.294	0.294	0.294	0.294	0.317	0.205	0.317	0.054	0.054	0.333	0.234	0.172	0.380	0.217	0.380	0.333	0.205	0.309	0.499	0.348	0.528	0.466	0.511	0.499	0.603	0.657	0.775	0.820	0.808	0.716
	Right Tilt	0.066	0.066	0.066	0.066	0.385	0.249	0.385	0.122	0.122	0.352	0.247	0.036	0.440	0.281	0.440	0.451	0.278	0.286	0.315	0.188	0.313	0.102	0.347	0.344	0.352	0.474	0.388	0.633	0.630	0.596
LTE Band 66	Left Touch	0.029	0.029	0.029	0.029	0.776	0.504	0.776	0.040	0.040	0.794	0.557	0.323	0.700	0.420	0.700	0.764	0.453	0.582	0.533	0.069	0.586	0.352	0.449	0.482	0.611	0.651	0.934	1.031	1.064	0.953
	Left Tilt	0.036	0.036	0.036	0.036	0.790	0.513	0.790	0.056	0.056	0.762	0.535	0.086	0.687	0.439	0.687	0.725	0.442	0.524	0.549	0.092	0.571	0.122	0.475	0.478	0.560	0.616	0.646	0.999	1.002	0.988
	Right Touch	0.093	0.093	0.093	0.093	0.317	0.205	0.317	0.054	0.054	0.333	0.234	0.172	0.380	0.217	0.380	0.333	0.205	0.309	0.298	0.147	0.327	0.265	0.310	0.298	0.402	0.456	0.574	0.619	0.607	0.515
	Right Tilt	0.045	0.045	0.045	0.045	0.385	0.249	0.385	0.122	0.122	0.352	0.247	0.036	0.440	0.281	0.440	0.451	0.278	0.286	0.294	0.167	0.292	0.081	0.326	0.323	0.331	0.453	0.367	0.612	0.609	0.575

Simultaneous Transmission SAR Summation Scenario for Ant0 Body 15mm

No.		1	1a	1b	1c	2	2a	2b	3	3a	4	4a	5	6	6a	6b	7	7a	8	1b+2a	1b+3a	1b+4a	1c+5	1c+6a	1c+7a	1+8	1b+3a+8	1c+5+8	1c+6a+8	1c+7a+8	1a+2a+6a
WWAN Band	Exposure position	State2	State4	State6	State8	state 10 2.4G Chain0	state4/6 2.4G Chain0	state 14 2.4G Chain0	state 10 2.4G Chain1	state 4/6 2.4G Chain1	state 10 2.4G MIMO	state4/6 2.4G MIMO	state12 5G Chain0	state12 5G Chain1	state4/8 5G Chain1	state14 5G Chain1	state12 5G MIMO	state8 5G MIMO	BT	state 6 Summed SAR	state 6 Summed SAR	state 6 Summed SAR	state 8 Summed SAR	state 8 Summed SAR	state 8 Summed SAR	Summed SAR	state 6 Summed SAR	state 8 Summed SAR	state 8 Summed SAR	state 8 Summed SAR	state 4 Summed SAR
GSM 850	Front side	0.146	0.146	0.146	0.146	0.210	0.210	0.210	0.004	0.004	0.189	0.189	0.037	0.267	0.267	0.267	0.201	0.201	0.395	0.356	0.150	0.335	0.183	0.413	0.347	0.541	0.545	0.578	0.808	0.742	0.623
	Back side	0.217	0.217	0.217	0.217	0.178	0.178	0.178	0.040	0.040	0.173	0.173	0.459	0.415	0.415	0.415	0.558	0.558	0.395	0.395	0.257	0.390	0.676	0.632	0.775	0.612	0.652	1.071	1.027	1.170	0.810
WCDMA B5	Front side	0.209	0.209	0.209	0.209	0.210	0.210	0.210	0.004	0.004	0.189	0.189	0.037	0.267	0.267	0.267	0.201	0.201	0.395	0.419	0.213	0.398	0.246	0.476	0.410	0.604	0.608	0.641	0.871	0.805	0.686
	Back side	0.306	0.306	0.306	0.306	0.178	0.178	0.178	0.040	0.040	0.173	0.173	0.459	0.415	0.415	0.415	0.558	0.558	0.395	0.484	0.346	0.479	0.765	0.721	0.864	0.701	0.741	1.160	1.116	1.259	0.899
LTE Band 5	Front side	0.151	0.151	0.151	0.151	0.210	0.210	0.210	0.004	0.004	0.189	0.189	0.037	0.267	0.267	0.267	0.201	0.201	0.395	0.361	0.155	0.340	0.188	0.418	0.352	0.546	0.550	0.583	0.813	0.747	0.628
	Back side	0.225	0.225	0.225	0.225	0.178	0.178	0.178	0.040	0.040	0.173	0.173	0.459	0.415	0.415	0.415	0.558	0.558	0.395	0.403	0.265	0.398	0.684	0.640	0.783	0.620	0.660	1.079	1.035	1.178	0.818
LTE Band 7	Front side	0.168	0.168	0.168	0.168	0.210	0.210	0.210	0.004	0.004	0.189	0.189	0.037	0.267	0.267	0.267	0.201	0.201	0.395	0.378	0.172	0.357	0.205	0.435	0.369	0.563	0.567	0.600	0.830	0.764	0.645
	Back side	0.418	0.418	0.418	0.418	0.178	0.178	0.178	0.040	0.040	0.173	0.173	0.459	0.415	0.415	0.415	0.558	0.558	0.395	0.596	0.458	0.591	0.877	0.833	0.976	0.813	0.853	1.272	1.228	1.371	1.011
LTE Band 12	Front side	0.196	0.196	0.196	0.196	0.210	0.210	0.210	0.004	0.004	0.189	0.189	0.037	0.267	0.267	0.267	0.201	0.201	0.395	0.406	0.200	0.385	0.233	0.463	0.397	0.591	0.595	0.628	0.858	0.792	0.673
	Back side	0.244	0.244	0.244	0.244	0.178	0.178	0.178	0.040	0.040	0.173	0.173	0.459	0.415	0.415	0.415	0.558	0.558	0.395	0.422	0.284	0.417	0.703	0.659	0.802	0.639	0.679	1.098	1.054	1.197	0.837
LTE Band 17	Front side	0.216	0.216	0.216	0.216	0.210	0.210	0.210	0.004	0.004	0.189	0.189	0.037	0.267	0.267	0.267	0.201	0.201	0.395	0.426	0.220	0.405	0.253	0.483	0.417	0.611	0.615	0.648	0.878	0.812	0.693
	Back side	0.267	0.267	0.267	0.267	0.178	0.178	0.178	0.040	0.040	0.173	0.173	0.459	0.415	0.415	0.415	0.558	0.558	0.395	0.445	0.307	0.440	0.726	0.682	0.825	0.662	0.702	1.121	1.077	1.220	0.860
LTE Band 26	Front side	0.109	0.109	0.109	0.109	0.210	0.210	0.210	0.004	0.004	0.189	0.189	0.037	0.267	0.267	0.267	0.201	0.201	0.395	0.319	0.113	0.298	0.146	0.376	0.310	0.504	0.508	0.541	0.771	0.705	0.586
	Back side	0.158	0.158	0.158	0.158	0.178	0.178	0.178	0.040	0.040	0.173	0.173	0.459	0.415	0.415	0.415	0.558	0.558	0.395	0.336	0.198	0.331	0.617	0.573	0.716	0.553	0.593	1.012	0.968	1.111	0.751
LTE Band 38	Front side	0.157	0.157	0.157	0.157	0.210	0.210	0.210	0.004	0.004	0.189	0.189	0.037	0.267	0.267	0.267	0.201	0.201	0.395	0.367	0.161	0.346	0.194	0.424	0.358	0.552	0.556	0.589	0.819	0.753	0.634
	Back side	0.260	0.260	0.260	0.260	0.178	0.178	0.178	0.040	0.040	0.173	0.173	0.459	0.415	0.415	0.415	0.558	0.558	0.395	0.438	0.300	0.433	0.719	0.675	0.818	0.655	0.695	1.114	1.070	1.213	0.853
LTE Band 41	Front side	0.104	0.104	0.104	0.104	0.210	0.210	0.210	0.004	0.004	0.189	0.189	0.037	0.267	0.267	0.267	0.201	0.201	0.395	0.314	0.108	0.293	0.141	0.371	0.305	0.499	0.503	0.536	0.766	0.700	0.581
	Back side	0.196	0.196	0.196	0.196	0.178	0.178	0.178	0.040	0.040	0.173	0.173	0.459	0.415	0.415	0.415	0.558	0.558	0.395	0.374	0.236	0.369	0.655	0.611	0.754	0.591	0.631	1.050	1.006	1.149	0.789

Simultaneous Transmission SAR Summation Scenario for Ant1 Body 15mm

No.		1	1a	1b	1c	2	2a	2b	3	3a	4	4a	5	6	6a	6b	7	7a	8	1b+2a	1b+3a	1b+4a	1c+5	1c+6a	1c+7a	1+8	1b+3a+8	1c+5+8	1c+6a+8	1c+7a+8	1a+2a+6a
WWAN Band	Exposure position	State2	State4	State6	State8	state 10 2.4G Chain0	state4/6 2.4G Chain0	state 14 2.4G Chain0	state 10 2.4G Chain1	state 4/6 2.4G Chain1	state 10 2.4G MIMO	state4/6 2.4G MIMO	state12 5G Chain0	state12 5G Chain1	state4/8 5G Chain1	state14 5G Chain1	state12 5G MIMO	state8 5G MIMO	BT	state 6 Summed SAR	state 6 Summed SAR	state 6 Summed SAR	state 8 Summed SAR	state 8 Summed SAR	state 8 Summed SAR	Summed SAR	state 6 Summed SAR	state 8 Summed SAR	state 8 Summed SAR	state 8 Summed SAR	state 4 Summed SAR
GSM 850	Front side	0.144	0.144	0.144	0.144	0.210	0.210	0.210	0.004	0.004	0.189	0.189	0.037	0.267	0.267	0.267	0.201	0.201	0.395	0.354	0.148	0.333	0.181	0.411	0.345	0.539	0.543	0.576	0.806	0.740	0.621
	Back side	0.162	0.162	0.162	0.162	0.178	0.178	0.178	0.040	0.040	0.173	0.173	0.459	0.415	0.415	0.415	0.558	0.558	0.395	0.340	0.202	0.335	0.621	0.577	0.720	0.557	0.597	1.016	0.972	1.115	0.755
WCDMA B5	Front side	0.209	0.209	0.209	0.209	0.210	0.210	0.210	0.004	0.004	0.189	0.189	0.037	0.267	0.267	0.267	0.201	0.201	0.395	0.419	0.213	0.398	0.246	0.476	0.410	0.604	0.608	0.641	0.871	0.805	0.686
	Back side	0.306	0.306	0.306	0.306	0.178	0.178	0.178	0.040	0.040	0.173	0.173	0.459	0.415	0.415	0.415	0.558	0.558	0.395	0.484	0.346	0.479	0.765	0.721	0.864	0.701	0.741	1.160	1.116	1.259	0.899
LTE Band 5	Front side	0.255	0.255	0.255	0.255	0.210	0.210	0.210	0.004	0.004	0.189	0.189	0.037	0.267	0.267	0.267	0.201	0.201	0.395	0.465	0.259	0.444	0.292	0.522	0.456	0.650	0.654	0.687	0.917	0.851	0.732
	Back side	0.266	0.266	0.266	0.266	0.178	0.178	0.178	0.040	0.040	0.173	0.173	0.459	0.415	0.415	0.415	0.558	0.558	0.395	0.444	0.306	0.439	0.725	0.681	0.824	0.661	0.701	1.120	1.076	1.219	0.859
LTE Band 12	Front side	0.280	0.280	0.280	0.280	0.210	0.210	0.210	0.004	0.004	0.189	0.189	0.037	0.267	0.267	0.267	0.201	0.201	0.395	0.490	0.284	0.469	0.317	0.547	0.481	0.675	0.679	0.712	0.942	0.876	0.757
	Back side	0.334	0.334	0.334	0.334	0.178	0.178	0.178	0.040	0.040	0.173	0.173	0.459	0.415	0.415	0.415	0.558	0.558	0.395	0.512	0.374	0.507	0.793	0.749	0.892	0.729	0.769	1.188	1.144	1.287	0.927
LTE Band 17	Front side	0.268	0.268	0.268	0.268	0.210	0.210	0.210	0.004	0.004	0.189	0.189	0.037	0.267	0.267	0.267	0.201	0.201	0.395	0.478	0.272	0.457	0.305	0.535	0.469	0.663	0.667	0.700	0.930	0.864	0.745
	Back side	0.315	0.315	0.315	0.315	0.178	0.178	0.178	0.040	0.040	0.173	0.173	0.459	0.415	0.415	0.415	0.558	0.558	0.395	0.493	0.355	0.488	0.774	0.730	0.873	0.710	0.750	1.169	1.125	1.268	0.908
LTE Band 26	Front side	0.133	0.133	0.133	0.133	0.210	0.210	0.210	0.004	0.004	0.189	0.189	0.037	0.267	0.267	0.267	0.201	0.201	0.395	0.343	0.137	0.322	0.170	0.400	0.334	0.528	0.532	0.565	0.795	0.729	0.610
	Back side	0.167	0.167	0.167	0.167	0.178	0.178	0.178	0.040	0.040	0.173	0.173	0.459	0.415	0.415	0.415	0.558	0.558	0.395	0.345	0.207	0.340	0.626	0.582	0.725	0.562	0.602	1.021	0.977	1.120	0.760

Simultaneous Transmission SAR Summation Scenario for Ant2 Body 15mm

No.		1	1a	1b	1c	2	2a	2b	3	3a	4	4a	5	6	6a	6b	7	7a	8	1b+2a	1b+3a	1b+4a	1c+5	1c+6a	1c+7a	1+8	1b+3a+8	1c+5+8	1c+6a+8	1c+7a+8	1a+2a+6a
WWAN Band	Exposure position	State2	State4	State6	State8	state 10 2.4G Chain0	state4/6 2.4G Chain0	state 14 2.4G Chain0	state 10 2.4G Chain1	state 4/6 2.4G Chain1	state 10 2.4G MIMO	state4/6 2.4G MIMO	state12 5G Chain0	state12 5G Chain1	state4/8 5G Chain1	state14 5G Chain1	state12 5G MIMO	state8 5G MIMO	BT	state 6 Summed SAR	state 6 Summed SAR	state 6 Summed SAR	state 8 Summed SAR	state 8 Summed SAR	state 8 Summed SAR	Summed SAR	state 6 Summed SAR	state 8 Summed SAR	state 8 Summed SAR	state 8 Summed SAR	state 4 Summed SAR
GSM 1900	Front side	0.061	0.061	0.061	0.061	0.210	0.210	0.210	0.004	0.004	0.189	0.189	0.037	0.267	0.267	0.267	0.201	0.201	0.395	0.271	0.065	0.250	0.098	0.328	0.262	0.456	0.460	0.493	0.723	0.657	0.538
	Back side	0.089	0.089	0.089	0.089	0.178	0.178	0.178	0.040	0.040	0.173	0.173	0.459	0.415	0.415	0.415	0.558	0.558	0.395	0.267	0.129	0.262	0.548	0.504	0.647	0.484	0.524	0.943	0.899	1.042	0.682
WCDMA B2	Front side	0.159	0.159	0.159	0.159	0.210	0.210	0.210	0.004	0.004	0.189	0.189	0.037	0.267	0.267	0.267	0.201	0.201	0.395	0.369	0.163	0.348	0.196	0.426	0.360	0.554	0.558	0.591	0.821	0.755	0.636
	Back side	0.212	0.212	0.212	0.212	0.178	0.178	0.178	0.040	0.040	0.173	0.173	0.459	0.415	0.415	0.415	0.558	0.558	0.395	0.390	0.252	0.385	0.671	0.627	0.770	0.607	0.647	1.066	1.022	1.165	0.805
WCDMA B4	Front side	0.121	0.121	0.121	0.121	0.210	0.210	0.210	0.004	0.004	0.189	0.189	0.037	0.267	0.267	0.267	0.201	0.201	0.395	0.331	0.125	0.310

Simultaneous Transmission SAR Summation Scenario for Ant3 Body 15mm

No.		1	1a	1b	1c	2	2a	2b	3	3a	4	4a	5	6	6a	6b	7	7a	8	1b+2a	1b+3a	1b+4a	1c+5	1c+6a	1c+7a	1+8	1b+3a+8	1c+5+8	1c+6a+8	1c+7a+8	1a+2a+6a
WWAN Band	Exposure position	State2	State4	State6	State8	state 10 2.4G Chain0	state4/6 2.4G Chain0	state 14 2.4G Chain0	state 10 2.4G Chain1	state 4/6 2.4G Chain1	state 10 2.4G MIMO	state4/6 2.4G MIMO	state12 5G Chain0	state12 5G Chain1	state4/8 5G Chain1	state14 5G Chain1	state12 5G MIMO	state8 5G MIMO	BT	state 6 Summed SAR	state 6 Summed SAR	state 6 Summed SAR	state 8 Summed SAR	state 8 Summed SAR	state 8 Summed SAR	Summed SAR	state 6 Summed SAR	state 8 Summed SAR	state 8 Summed SAR	state 8 Summed SAR	state 4 Summed SAR
GSM 1900	Front side	0.048	0.048	0.048	0.048	0.210	0.210	0.210	0.004	0.004	0.189	0.189	0.037	0.267	0.267	0.267	0.201	0.201	0.395	0.258	0.052	0.237	0.085	0.315	0.249	0.443	0.447	0.480	0.710	0.644	0.525
	Back side	0.063	0.063	0.063	0.063	0.178	0.178	0.178	0.040	0.040	0.173	0.173	0.459	0.415	0.415	0.415	0.558	0.558	0.395	0.241	0.103	0.236	0.522	0.478	0.621	0.458	0.498	0.917	0.873	1.016	0.656
WCDMA B2	Front side	0.135	0.135	0.135	0.135	0.210	0.210	0.210	0.004	0.004	0.189	0.189	0.037	0.267	0.267	0.267	0.201	0.201	0.395	0.345	0.139	0.324	0.172	0.402	0.336	0.530	0.534	0.567	0.797	0.731	0.612
	Back side	0.159	0.159	0.159	0.159	0.178	0.178	0.178	0.040	0.040	0.173	0.173	0.459	0.415	0.415	0.415	0.558	0.558	0.395	0.337	0.199	0.332	0.618	0.574	0.717	0.554	0.594	1.013	0.969	1.112	0.752
WCDMA B4	Front side	0.039	0.039	0.039	0.039	0.210	0.210	0.210	0.004	0.004	0.189	0.189	0.037	0.267	0.267	0.267	0.201	0.201	0.395	0.249	0.043	0.228	0.076	0.306	0.240	0.434	0.438	0.471	0.701	0.635	0.516
	Back side	0.061	0.061	0.061	0.061	0.178	0.178	0.178	0.040	0.040	0.173	0.173	0.459	0.415	0.415	0.415	0.558	0.558	0.395	0.239	0.101	0.234	0.520	0.476	0.619	0.456	0.496	0.915	0.871	1.014	0.654
LTE Band 2	Front side	0.092	0.092	0.092	0.092	0.210	0.210	0.210	0.004	0.004	0.189	0.189	0.037	0.267	0.267	0.267	0.201	0.201	0.395	0.302	0.096	0.281	0.129	0.359	0.293	0.487	0.491	0.524	0.754	0.688	0.569
	Back side	0.117	0.117	0.117	0.117	0.178	0.178	0.178	0.040	0.040	0.173	0.173	0.459	0.415	0.415	0.415	0.558	0.558	0.395	0.295	0.157	0.290	0.576	0.532	0.675	0.512	0.552	0.971	0.927	1.070	0.710
LTE Band 4	Front side	0.072	0.072	0.072	0.072	0.210	0.210	0.210	0.004	0.004	0.189	0.189	0.037	0.267	0.267	0.267	0.201	0.201	0.395	0.282	0.076	0.261	0.109	0.339	0.273	0.467	0.471	0.504	0.734	0.668	0.549
	Back side	0.167	0.167	0.167	0.167	0.178	0.178	0.178	0.040	0.040	0.173	0.173	0.459	0.415	0.415	0.415	0.558	0.558	0.395	0.345	0.207	0.340	0.626	0.582	0.725	0.562	0.602	1.021	0.977	1.120	0.760
LTE Band 7	Front side	0.342	0.342	0.342	0.342	0.210	0.210	0.210	0.004	0.004	0.189	0.189	0.037	0.267	0.267	0.267	0.201	0.201	0.395	0.552	0.346	0.531	0.379	0.609	0.543	0.737	0.741	0.774	1.004	0.938	0.819
	Back side	0.396	0.396	0.396	0.396	0.178	0.178	0.178	0.040	0.040	0.173	0.173	0.459	0.415	0.415	0.415	0.558	0.558	0.395	0.574	0.436	0.569	0.855	0.811	0.954	0.791	0.831	1.250	1.206	1.349	0.989
LTE Band 38	Front side	0.169	0.169	0.169	0.169	0.210	0.210	0.210	0.004	0.004	0.189	0.189	0.037	0.267	0.267	0.267	0.201	0.201	0.395	0.379	0.173	0.358	0.206	0.436	0.370	0.564	0.568	0.601	0.831	0.765	0.646
	Back side	0.157	0.157	0.157	0.157	0.178	0.178	0.178	0.040	0.040	0.173	0.173	0.459	0.415	0.415	0.415	0.558	0.558	0.395	0.335	0.197	0.330	0.616	0.572	0.715	0.552	0.592	1.011	0.967	1.110	0.750
LTE Band 41	Front side	0.208	0.208	0.208	0.208	0.210	0.210	0.210	0.004	0.004	0.189	0.189	0.037	0.267	0.267	0.267	0.201	0.201	0.395	0.418	0.212	0.397	0.245	0.475	0.409	0.603	0.607	0.640	0.870	0.804	0.685
	Back side	0.159	0.159	0.159	0.159	0.178	0.178	0.178	0.040	0.040	0.173	0.173	0.459	0.415	0.415	0.415	0.558	0.558	0.395	0.337	0.199	0.332	0.618	0.574	0.717	0.554	0.594	1.013	0.969	1.112	0.752
LTE Band 66	Front side	0.076	0.076	0.076	0.076	0.210	0.210	0.210	0.004	0.004	0.189	0.189	0.037	0.267	0.267	0.267	0.201	0.201	0.395	0.286	0.080	0.265	0.113	0.343	0.277	0.471	0.475	0.508	0.738	0.672	0.553
	Back side	0.089	0.089	0.089	0.089	0.178	0.178	0.178	0.040	0.040	0.173	0.173	0.459	0.415	0.415	0.415	0.558	0.558	0.395	0.267	0.129	0.262	0.548	0.504	0.647	0.484	0.524	0.943	0.899	1.042	0.682

Simultaneous Transmission SAR Summation Scenario for Ant0 Body 10mm

No.		1	1a	1b	1c	2	2a	2b	3	3a	4	4a	5	6	6a	6b	7	7a	8	1b+2a	1b+3a	1b+4a	1c+5	1c+6a	1c+7a	1+8	1b+3a+8	1c+5+8	1c+6a+8	1c+7a+8	1a+2a+6a
WWAN Band	Exposure position	State2	State4	State6	State8	state 10 2.4G Chain0	state4/6 2.4G Chain0	state 14 2.4G Chain0	state 10 2.4G Chain1	state 4/6 2.4G Chain1	state 10 2.4G MIMO	state4/6 2.4G MIMO	state12 5G Chain0	state12 5G Chain1	state4/8 5G Chain1	state14 5G Chain1	state12 5G MIMO	state8 5G MIMO	BT	state 6 Summed SAR	state 6 Summed SAR	state 6 Summed SAR	state 8 Summed SAR	state 8 Summed SAR	state 8 Summed SAR	Summed SAR	state 6 Summed SAR	state 8 Summed SAR	state 8 Summed SAR	state 8 Summed SAR	state 4 Summed SAR
GSM 850	Front side	0.352	0.352	0.352	0.352	0.333	0.333	0.333	0.009	0.009	0.306	0.306	0.022	0.452	0.452	0.452	0.237	0.237	0.082	0.685	0.361	0.658	0.374	0.804	0.589	0.434	0.443	0.456	0.886	0.671	1.137
	Back side	0.506	0.506	0.506	0.506	0.439	0.273	0.439	0.095	0.095	0.392	0.392	0.550	0.640	0.540	0.640	0.709	0.590	0.098	0.779	0.601	0.898	1.056	1.046	1.096	0.604	0.699	1.154	1.144	1.194	1.319
	Left side	0.794	0.794	0.794	0.794	/	/	/	0.006	0.006	0.058	0.058	/	/	/	/	0.097	0.097	/	0.794	0.800	0.852	0.794	0.794	0.891	0.794	0.800	0.794	0.794	0.891	0.794
	Right side	/	/	/	/	0.227	0.140	0.227	0.003	0.003	0.168	0.168	0.171	0.229	0.229	0.229	0.307	0.307	0.042	0.14	0.003	0.168	0.171	0.229	0.307	0.042	0.045	0.213	0.271	0.349	0.369
	Top side	0.033	0.033	0.033	0.033	0.449	0.279	0.449	0.060	0.060	0.552	0.552	/	0.668	0.558	0.668	0.616	0.513	0.102	0.312	0.093	0.585	0.033	0.591	0.546	0.135	0.195	0.135	0.693	0.648	0.870
	Bottom side	/	/	/	/	/	/	/	/	/	/	/	/	/	/	/	/	/	/	0.000	0.000	0.000	0.000	0.000	0.000	0.000	0.000	0.000	0.000	0.000	0.000
LTE Band 7	Front side	0.330	0.330	0.330	0.330	0.333	0.333	0.333	0.009	0.009	0.306	0.306	0.022	0.452	0.452	0.452	0.237	0.237	0.082	0.663	0.339	0.636	0.352	0.782	0.567	0.412	0.421	0.434	0.864	0.649	1.115
	Back side	0.769	0.489	0.489	0.489	0.439	0.273	0.439	0.095	0.095	0.392	0.392	0.550	0.640	0.540	0.640	0.709	0.590	0.098	0.762	0.584	0.881	1.039	1.029	1.079	0.867	0.682	1.137	1.127	1.177	1.302
	Left side	0.846	0.846	0.846	0.846	/	/	/	0.006	0.006	0.058	0.058	/	/	/	/	0.097	0.097	/	0.846	0.852	0.904	0.846	0.846	0.943	0.846	0.852	0.846	0.846	0.943	0.846
	Right side	/	/	/	/	0.227	0.140	0.227	0.003	0.003	0.168	0.168	0.171	0.229	0.229	0.229	0.307	0.307	0.042	0.140	0.003	0.168	0.171	0.229	0.307	0.042	0.045	0.213	0.271	0.349	0.369
	Top side	0.066	0.066	0.066	0.066	0.449	0.279	0.449	0.060	0.060	0.552	0.552	/	0.668	0.558	0.668	0.616	0.513	0.102	0.345	0.126	0.618	0.066	0.624	0.579	0.168	0.228	0.168	0.726	0.681	0.903
	Bottom side	/	/	/	/	/	/	/	/	/	/	/	/	/	/	/	/	/	/	0.000	0.000	0.000	0.000	0.000	0.000	0.000	0.000	0.000	0.000	0.000	0.000
LTE Band 12	Front side	0.305	0.305	0.305	0.305	0.333	0.333	0.333	0.009	0.009	0.306	0.306	0.022	0.452	0.452	0.452	0.237	0.237	0.082	0.638	0.314	0.611	0.327	0.757	0.542	0.387	0.396	0.409	0.839	0.624	1.090
	Back side	0.415	0.415	0.415	0.415	0.439	0.273	0.439	0.095	0.095	0.392	0.392	0.550	0.640	0.540	0.640	0.709	0.590	0.098	0.688	0.510	0.807	0.965	0.955	1.005	0.513	0.608	1.063	1.053	1.103	1.228
	Left side	0.687	0.687	0.687	0.687	/	/	/	0.006	0.006	0.058	0.058	/	/	/	/	0.097	0.097	/	0.687	0.693	0.745	0.687	0.687	0.784	0.687	0.693	0.687	0.687	0.784	0.687
	Right side	/	/	/	/	0.227	0.140	0.227	0.003	0.003	0.168	0.168	0.171	0.229	0.229	0.229	0.307	0.307	0.042	0.140	0.003	0.168	0.171	0.229	0.307	0.042	0.045	0.213	0.271	0.349	0.369
	Top side	0.012	0.012	0.012	0.012	0.449	0.279	0.449	0.060	0.060	0.552	0.552	/	0.668	0.558	0.668	0.616	0.513	0.102	0.291	0.072	0.564	0.012	0.570	0.525	0.114	0.174	0.114	0.672	0.627	0.849
	Bottom side	/	/	/	/	/	/	/	/	/	/	/	/	/	/	/	/	/	/	0.000	0.000	0.000	0.000	0.000	0.000	0.000	0.000	0.000	0.000	0.000	0.000
LTE Band 17	Front side	0.334	0.334	0.334	0.334	0.333	0.333	0.333	0.009	0.009	0.306	0.306	0.022	0.452	0.452	0.452	0.237	0.237	0.082	0.667	0.343	0.640	0.356	0.786	0.571	0.416	0.425	0.438	0.868	0.653	1.119
	Back side	0.456	0.456	0.456	0.456	0.439	0.273	0.439	0.095	0.095	0.392	0.392	0.550	0.640	0.540	0.640	0.709	0.590	0.098	0.729	0.551	0.848	1.006	0.996	1.046	0.554	0.649	1.104	1.094	1.144	1.269
	Left side	0.735	0.735	0.735	0.735	/	/	/	0.006	0.006	0.058	0.058	/	/	/	/	0.097	0.097	/	0.735	0.741	0.793	0.735	0.735	0.832	0.735	0.741	0.735	0.735	0.832	0.735
	Right side	/	/	/	/	0.227	0.140	0.227	0.003	0.003	0.168	0.168	0.171	0.229	0.229	0.229	0.307	0.307	0.042	0.140	0.003	0.168	0.171	0.229	0.307	0.042	0.045	0.213	0.271	0.349	0.369
	Top side	0.014	0.014	0.014	0.014	0.449	0.279	0.449	0.060	0.060	0.552	0.552	/	0.668	0.558	0.668	0.616	0.513	0.102	0.293	0.074	0.566	0.014	0.572	0.527	0.116	0.176	0.116	0.674	0.629	0.851
	Bottom side	/	/	/	/	/	/	/	/	/	/	/	/	/	/	/	/	/	/	0.000	0.000	0.000	0.000	0.000	0.000	0.000	0.000	0.000	0.000	0.000	0.000
LTE Band 26	Front side	0.187	0.187	0.187	0.187	0.333	0.333	0.333	0.009	0.009	0.306	0.306	0.022	0.452	0.452	0.452	0.237	0.237	0.082	0.520	0.196	0.493	0.209	0.639	0.424	0.269	0.278	0.291	0.721	0.506	0.972
	Back side	0.192	0.192	0.192	0.192	0.439	0.273	0.439	0.095	0.095	0.392	0.392	0.550	0.640	0.540	0.640	0.709	0.590	0.098	0.465	0.287	0.584	0.742	0.732	0.782	0.290	0.385	0.840	0.830	0.880	1.005
	Left side	0.351	0.351	0.351	0.351	/	/	/	0.006	0.006	0.058	0.058	/	/	/	/	0.097	0.097	/	0.351	0.357	0.409	0.351	0.351	0.448	0.351	0.357	0.351	0.351	0.448	0.351
	Right side	/	/	/	/	0.227	0.140	0.227	0.003	0.003	0.168	0.168	0.171	0.229	0.229	0.229	0.307	0.307	0.042	0.140	0.003	0.168	0.171	0.229	0.307	0.042	0.045	0.213	0.271	0.349	0.369
	Top side	0.011	0.011	0.011	0.011	0.449	0.279	0.449	0.060	0.060	0.552	0.552	/	0.668	0.558	0.668	0.616	0.513	0.102	0.290	0.071	0.563	0.011	0.569	0.524	0.113	0.173	0.113	0.671	0.626	0.848
	Bottom side	/	/	/	/	/	/	/	/	/	/	/	/	/	/	/	/	/	/	0.000	0.000	0.000	0.000	0.000	0.000	0.000	0.000	0.000	0.000	0.000	0.000
LTE Band 38	Front side	0.306	0.306	0.306	0.306	0.333	0.333	0.333	0.009	0.009	0.306	0.306	0.022	0.452	0.452	0.452	0.237	0.237	0.082	0.639	0.315	0.612	0.328	0.758	0.543	0.388	0.397	0.410	0.840	0.625	1.091
	Back side	0.581	0.581	0.581	0.581	0.439	0.273	0.439	0.095	0.095	0.392	0.392	0.550	0.640	0.540	0.640	0.709	0.590	0.098	0.854	0.676	0.973	1.131	1.121	1.171	0.679	0.774	1.229	1.219	1.269	1.394
	Left side	0.713	0.713	0.713	0.713	/	/	/	0.006	0.006	0.058	0.058	/	/	/	/	0.097	0.097	/	0.713	0.719	0.771	0.713	0.713	0.810	0.713	0.719	0.713	0.713	0.810	0.713
	Right side	/	/	/	/	0.227	0.140	0.227	0.003	0.003	0.168	0.168	0.171	0.229	0.229	0.229	0.307	0.307	0.042	0.140	0.003	0.168	0.171	0.229	0.307	0.042	0.045	0.213	0.271	0.349	0.369
	Top side	0.057	0.057	0.057	0.057	0.449	0.279	0.449	0.060	0.060	0.552	0.552	/	0.668	0.558	0.668	0.616	0.513	0.102	0.336	0.117	0.609	0.057	0.615	0.570	0.159	0.219	0.159	0.717	0.672	0.894
	Bottom side	/	/	/	/	/	/	/	/	/	/	/	/	/	/	/	/	/	/	0.000	0.000	0.000	0.000	0.000	0.000	0.000	0.000	0.000	0.000	0.000	0.000
LTE Band 41	Front side	0.207	0.207	0.207	0.207	0.333	0.333	0.333	0.009	0.009	0.306	0.306	0.022	0.452	0.452	0.452	0.237	0.237	0.082	0.540	0.216	0.513	0.229	0.659	0.444	0.289	0.298	0.311	0.741	0.526	0.992
	Back side	0.442	0.442	0.442	0.442	0.439	0.273	0.439	0.095	0.095	0.392	0.392	0.550	0.640	0.540	0.640	0.709	0.590	0.098	0.715	0.537	0.834	0.992	0.982	1.032	0.540	0.635	1.090	1.080	1.130	1.255
	Left side	0.522	0.522	0.522	0.522	/	/	/	0.006	0.006	0.058	0.058	/	/	/	/	0.097	0.097	/	0.522	0.528	0.580	0.522	0.522	0.619	0.522	0.528	0.522	0.522	0.619	0.522
	Right side	/	/	/	/	0.227	0.140	0.227	0.003	0.003	0.168	0.168	0.171	0.229	0.229	0.229	0.307	0.307	0.042	0.140	0.003	0.168	0.171	0.229	0.307	0.042	0.045	0.213	0.271	0.349	0.369
	Top side	0.027	0.027	0.027	0.027	0.449	0.279	0.449	0.060	0.060	0.552	0.552	/	0.668	0.558	0.668	0.616	0.513	0.102	0.306	0.087	0.579	0.027	0.585	0.540	0.129	0.189	0.129	0.687	0.642	0.864
	Bottom side	/	/	/	/	/	/	/	/	/	/	/	/	/	/	/	/	/	/	0.000	0.000	0.000	0.000	0.000	0.000	0.000	0.000	0.000	0.000	0.000	0.000

Unless otherwise stated the results shown in this test report refer only to the sample(s) tested and such sample(s) are retained for 90 days only.
除非另有說明，此報告結果僅對測試之樣品負責，同時此樣品僅保留90天。本報告未經本公司書面許可，不可部份複製。
This document is issued by the Company subject to its General Conditions of Service printed overleaf, available on request or accessible at www.sgs.com/terms_and_conditions.htm and for electronic format documents, subject to Terms and Conditions for Electronic Documents at www.sgs.com/terms_e-document.htm. Attention is drawn to the limitation of liability, indemnification and jurisdiction issues defined therein. Any holder of this document is advised that information contained hereon reflects the Company's findings at the time of its intervention only and within the limits of Client's instructions, if any. The Company's sole responsibility is to its Client and this document does not exonerate parties to a transaction from exercising all their rights and obligations under the transaction documents. This document cannot be reproduced except in full, without prior written approval of the Company. Any unauthorized alteration, forgery or falsification of the content or appearance of this document is unlawful and offenders may be prosecuted to the fullest extent of the law.

Simultaneous Transmission SAR Summation Scenario for Ant1 Body 10mm

WWAN Band	No.	1	1a	1b	1c	2	2a	2b	3	3a	4	4a	5	6	6a	6b	7	7a	8	1b+2a	1b+3a	1b+4a	1c+5	1c+6a	1c+7a	1+8	1b+3a+8	1c+5+8	1c+6a+8	1c+7a+8	1a+2a+6a
	Exposure position	State2	State4	State6	State8	state 10 2.4G Chain0	state4/6 2.4G Chain0	state 14 2.4G Chain0	state 10 2.4G Chain1	state 4/6 2.4G Chain1	state 10 2.4G MIMO	state4/6 2.4G MIMO	state12 5G Chain0	state12 5G Chain1	state4/8 5G Chain1	state14 5G Chain1	state12 5G MIMO	state8 5G MIMO	BT	state 6 Summed SAR	state 6 Summed SAR	state 6 Summed SAR	state 8 Summed SAR	state 8 Summed SAR	state 8 Summed SAR	Summed SAR	state 6 Summed SAR	state 8 Summed SAR	state 8 Summed SAR	state 8 Summed SAR	state 4 Summed SAR
GSM 850	Front side	0.537	0.537	0.537	0.537	0.333	0.333	0.333	0.009	0.009	0.306	0.306	0.022	0.452	0.452	0.452	0.237	0.237	0.082	0.870	0.546	0.843	0.559	0.989	0.774	0.619	0.628	0.641	1.071	0.856	1.322
	Back side	0.595	0.595	0.595	0.595	0.439	0.273	0.439	0.095	0.095	0.392	0.392	0.550	0.640	0.540	0.640	0.709	0.590	0.098	0.868	0.690	0.987	1.145	1.135	1.185	0.693	0.788	1.243	1.233	1.283	1.408
	Left side	0.127	0.127	0.127	0.127	/	/	/	0.006	0.006	0.058	0.058	/	/	/	/	0.097	0.097	/	0.127	0.133	0.185	0.127	0.127	0.224	0.127	0.133	0.127	0.127	0.224	0.127
	Right side	0.462	0.462	0.462	0.462	0.227	0.140	0.227	0.003	0.003	0.168	0.168	0.171	0.229	0.229	0.229	0.307	0.307	0.042	0.602	0.465	0.630	0.633	0.691	0.769	0.504	0.507	0.675	0.733	0.811	0.831
	Top side	/	/	/	/	0.449	0.279	0.449	0.060	0.060	0.552	0.552	/	0.668	0.558	0.668	0.616	0.513	0.102	0.279	0.060	0.552	0.000	0.558	0.513	0.102	0.162	0.102	0.660	0.615	0.837
	Bottom side	0.498	0.498	0.498	0.498	/	/	/	/	/	/	/	/	/	/	/	/	/	/	0.498	0.498	0.498	0.498	0.498	0.498	0.498	0.498	0.498	0.498	0.498	0.498
WCDMA B5	Front side	0.495	0.495	0.495	0.495	0.333	0.333	0.333	0.009	0.009	0.306	0.306	0.022	0.452	0.452	0.452	0.237	0.237	0.082	0.828	0.504	0.801	0.517	0.947	0.732	0.577	0.586	0.599	1.029	0.814	1.280
	Back side	0.631	0.631	0.631	0.631	0.439	0.273	0.439	0.095	0.095	0.392	0.392	0.550	0.640	0.540	0.640	0.709	0.590	0.098	0.904	0.726	1.023	1.181	1.171	1.221	0.729	0.824	1.279	1.269	1.319	1.444
	Left side	0.137	0.137	0.137	0.137	/	/	/	0.006	0.006	0.058	0.058	/	/	/	/	0.097	0.097	/	0.137	0.143	0.195	0.137	0.137	0.234	0.137	0.143	0.137	0.137	0.234	0.137
	Right side	0.508	0.508	0.508	0.508	0.227	0.140	0.227	0.003	0.003	0.168	0.168	0.171	0.229	0.229	0.229	0.307	0.307	0.042	0.648	0.511	0.676	0.679	0.737	0.815	0.550	0.553	0.721	0.779	0.857	0.877
	Top side	/	/	/	/	0.449	0.279	0.449	0.060	0.060	0.552	0.552	/	0.668	0.558	0.668	0.616	0.513	0.102	0.279	0.060	0.552	0.000	0.558	0.513	0.102	0.162	0.102	0.660	0.615	0.837
	Bottom side	0.484	0.484	0.484	0.484	/	/	/	/	/	/	/	/	/	/	/	/	/	/	0.484	0.484	0.484	0.484	0.484	0.484	0.484	0.484	0.484	0.484	0.484	0.484
LTE Band 5	Front side	0.493	0.493	0.493	0.493	0.333	0.333	0.333	0.009	0.009	0.306	0.306	0.022	0.452	0.452	0.452	0.237	0.237	0.082	0.826	0.502	0.799	0.515	0.945	0.730	0.575	0.584	0.597	1.027	0.812	1.278
	Back side	0.540	0.540	0.540	0.540	0.439	0.273	0.439	0.095	0.095	0.392	0.392	0.550	0.640	0.540	0.640	0.709	0.590	0.098	0.813	0.635	0.932	1.090	1.080	1.130	0.638	0.733	1.188	1.178	1.228	1.353
	Left side	0.114	0.114	0.114	0.114	/	/	/	0.006	0.006	0.058	0.058	/	/	/	/	0.097	0.097	/	0.114	0.120	0.172	0.114	0.114	0.211	0.114	0.120	0.114	0.114	0.211	0.114
	Right side	0.469	0.469	0.469	0.469	0.227	0.140	0.227	0.003	0.003	0.168	0.168	0.171	0.229	0.229	0.229	0.307	0.307	0.042	0.609	0.472	0.637	0.640	0.698	0.776	0.511	0.514	0.682	0.740	0.818	0.838
	Top side	/	/	/	/	0.449	0.279	0.449	0.060	0.060	0.552	0.552	/	0.668	0.558	0.668	0.616	0.513	0.102	0.279	0.060	0.552	0.000	0.558	0.513	0.102	0.162	0.102	0.660	0.615	0.837
	Bottom side	0.452	0.452	0.452	0.452	/	/	/	/	/	/	/	/	/	/	/	/	/	/	0.452	0.452	0.452	0.452	0.452	0.452	0.452	0.452	0.452	0.452	0.452	0.452
LTE Band 12	Front side	0.407	0.407	0.407	0.407	0.333	0.333	0.333	0.009	0.009	0.306	0.306	0.022	0.452	0.452	0.452	0.237	0.237	0.082	0.740	0.416	0.713	0.429	0.859	0.644	0.489	0.498	0.511	0.941	0.726	1.192
	Back side	0.477	0.477	0.477	0.477	0.439	0.273	0.439	0.095	0.095	0.392	0.392	0.550	0.640	0.540	0.640	0.709	0.590	0.098	0.750	0.572	0.869	1.027	1.017	1.067	0.575	0.670	1.125	1.115	1.165	1.290
	Left side	0.206	0.206	0.206	0.206	/	/	/	0.006	0.006	0.058	0.058	/	/	/	/	0.097	0.097	/	0.206	0.212	0.264	0.206	0.206	0.303	0.206	0.212	0.206	0.206	0.303	0.206
	Right side	0.632	0.632	0.632	0.632	0.227	0.140	0.227	0.003	0.003	0.168	0.168	0.171	0.229	0.229	0.229	0.307	0.307	0.042	0.772	0.635	0.800	0.803	0.861	0.939	0.674	0.677	0.845	0.903	0.981	1.001
	Top side	/	/	/	/	0.449	0.279	0.449	0.060	0.060	0.552	0.552	/	0.668	0.558	0.668	0.616	0.513	0.102	0.279	0.060	0.552	0.000	0.558	0.513	0.102	0.162	0.102	0.660	0.615	0.837
	Bottom side	0.336	0.336	0.336	0.336	/	/	/	/	/	/	/	/	/	/	/	/	/	/	0.336	0.336	0.336	0.336	0.336	0.336	0.336	0.336	0.336	0.336	0.336	0.336
LTE Band 17	Front side	0.420	0.420	0.420	0.420	0.333	0.333	0.333	0.009	0.009	0.306	0.306	0.022	0.452	0.452	0.452	0.237	0.237	0.082	0.753	0.429	0.726	0.442	0.872	0.657	0.502	0.511	0.524	0.954	0.739	1.205
	Back side	0.490	0.490	0.490	0.490	0.439	0.273	0.439	0.095	0.095	0.392	0.392	0.550	0.640	0.540	0.640	0.709	0.590	0.098	0.763	0.585	0.882	1.040	1.030	1.080	0.588	0.683	1.138	1.128	1.178	1.303
	Left side	0.166	0.166	0.166	0.166	/	/	/	0.006	0.006	0.058	0.058	/	/	/	/	0.097	0.097	/	0.166	0.172	0.224	0.166	0.166	0.263	0.166	0.172	0.166	0.166	0.263	0.166
	Right side	0.621	0.621	0.621	0.621	0.227	0.140	0.227	0.003	0.003	0.168	0.168	0.171	0.229	0.229	0.229	0.307	0.307	0.042	0.761	0.624	0.789	0.792	0.850	0.928	0.663	0.666	0.834	0.892	0.970	0.990
	Top side	/	/	/	/	0.449	0.279	0.449	0.060	0.060	0.552	0.552	/	0.668	0.558	0.668	0.616	0.513	0.102	0.279	0.060	0.552	0.000	0.558	0.513	0.102	0.162	0.102	0.660	0.615	0.837
	Bottom side	0.362	0.362	0.362	0.362	/	/	/	/	/	/	/	/	/	/	/	/	/	/	0.362	0.362	0.362	0.362	0.362	0.362	0.362	0.362	0.362	0.362	0.362	0.362
LTE Band 26	Front side	0.232	0.232	0.232	0.232	0.333	0.333	0.333	0.009	0.009	0.306	0.306	0.022	0.452	0.452	0.452	0.237	0.237	0.082	0.565	0.241	0.538	0.254	0.684	0.469	0.314	0.323	0.336	0.766	0.551	1.017
	Back side	0.260	0.260	0.260	0.260	0.439	0.273	0.439	0.095	0.095	0.392	0.392	0.550	0.640	0.540	0.640	0.709	0.590	0.098	0.533	0.355	0.652	0.810	0.800	0.850	0.358	0.453	0.908	0.898	0.948	1.073
	Left side	0.074	0.074	0.074	0.074	/	/	/	0.006	0.006	0.058	0.058	/	/	/	/	0.097	0.097	/	0.074	0.080	0.132	0.074	0.074	0.171	0.074	0.080	0.074	0.074	0.171	0.074
	Right side	0.244	0.244	0.244	0.244	0.227	0.140	0.227	0.003	0.003	0.168	0.168	0.171	0.229	0.229	0.229	0.307	0.307	0.042	0.384	0.247	0.412	0.415	0.473	0.551	0.286	0.289	0.457	0.515	0.593	0.613
	Top side	/	/	/	/	0.449	0.279	0.449	0.060	0.060	0.552	0.552	/	0.668	0.558	0.668	0.616	0.513	0.102	0.279	0.060	0.552	0.000	0.558	0.513	0.102	0.162	0.102	0.660	0.615	0.837
	Bottom side	0.192	0.192	0.192	0.192	/	/	/	/	/	/	/	/	/	/	/	/	/	/	0.192	0.192	0.192	0.192	0.192	0.192	0.192	0.192	0.192	0.192	0.192	0.192

Simultaneous Transmission SAR Summation Scenario for Ant2 Body 10mm

WWAN Band	No.	1	1a	1b	1c	2	2a	2b	3	3a	4	4a	5	6	6a	6b	7	7a	8	1b+2a	1b+3a	1b+4a	1c+5	1c+6a	1c+7a	1+8	1b+3a+8	1c+5+8	1c+6a+8	1c+7a+8	1a+2a+6a
	Exposure position	State2	State4	State6	State8	state 10 2.4G Chain0	state4/6 2.4G Chain0	state 14 2.4G Chain0	state 10 2.4G Chain1	state 4/6 2.4G Chain1	state 10 2.4G MIMO	state4/6 2.4G MIMO	state12 5G Chain0	state12 5G Chain1	state4/8 5G Chain1	state14 5G Chain1	state12 5G MIMO	state8 5G MIMO	BT	state 6 Summed SAR	state 6 Summed SAR	state 6 Summed SAR	state 8 Summed SAR	state 8 Summed SAR	state 8 Summed SAR	Summed SAR	state 6 Summed SAR	state 8 Summed SAR	state 8 Summed SAR	state 8 Summed SAR	state 4 Summed SAR
GSM 1900	Front side	0.207	0.207	0.207	0.207	0.333	0.333	0.333	0.009	0.009	0.306	0.306	0.022	0.452	0.452	0.452	0.237	0.237	0.082	0.540	0.216	0.513	0.229	0.659	0.444	0.289	0.298	0.311	0.741	0.526	0.992
	Back side	0.298	0.298	0.298	0.298	0.439	0.273	0.439	0.095	0.095	0.392	0.392	0.550	0.640	0.540	0.640	0.709	0.590	0.098	0.571	0.393	0.690	0.848	0.838	0.888	0.396	0.491	0.946	0.936	0.986	1.111
	Left side	0.037	0.037	0.037	0.037	/	/	/	0.006	0.006	0.058	0.058	/	/	/	/	0.097	0.097	/	0.037	0.043	0.095	0.037	0.037	0.134	0.037	0.043	0.037	0.037	0.134	0.037
	Right side	/	/	/	/	0.227	0.140	0.227	0.003	0.003	0.168	0.168	0.171	0.229	0.229	0.229	0.307	0.307	0.042	0.140	0.003	0.168	0.171	0.229	0.307	0.042	0.045	0.213	0.271	0.349	0.369
	Top side	0.333	0.333	0.333	0.333	0.449	0.279	0.449	0.060	0.060	0.552	0.552	/	0.668	0.558	0.668	0.616	0.513	0.102	0.612	0.393	0.885	0.333	0.891	0.846	0.435	0.495	0.435	0.993	0.948	1.170
	Bottom side	/	/	/	/	/	/	/	/	/	/	/	/	/	/	/	/	/	/	0.000	0.000	0.000	0.000	0.000	0.000	0.000	0.000	0.000	0.000	0.000	0.000
WCDMA B2	Front side	0.292	0.292	0.292	0.292	0.333	0.333	0.333	0.009	0.009	0.306	0.306	0.022	0.452	0.452	0.452	0.237	0.237	0.082	0.625	0.301	0.598	0.314	0.744	0.529	0.374	0.383	0.396	0.826	0.611	1.077
	Back side	0.388	0.388	0.388	0.388	0.439	0.273	0.439	0.095	0.095	0.392	0.392	0.550	0.640	0.540	0.640	0.709	0.590	0.098	0.661	0.483	0.780	0.938	0.928	0.978	0.486	0.581	1.036	1.026	1.076	1.201
	Left side	0.056	0.056	0.056	0.056	/	/	/	0.006	0.006	0.058	0.058	/	/	/	/	0.097	0.097	/	0.056	0.062	0.114	0.056	0.056	0.153	0.056	0.062	0.056	0.056	0.153	0.056
	Right side	/	/	/	/	0.227	0.140	0.227	0.003	0.003	0.168	0.168	0.171	0.229	0.229	0.229	0.307	0.307	0.042	0.140	0.003	0.168	0.171	0.229	0.307	0.042	0.045	0.213	0.271	0.349	0.369
	Top side	0.606	0.606	0.606	0.606	0.449	0.279	0.449	0.060	0.060	0.552	0.552	/	0.668	0.558	0.668	0.616	0.513	0.102	0.885	0.666	1.158	0.606	1.164	1.119	0.708	0.768	0.708	1.266	1.221	1.443
	Bottom side	/	/	/	/	/	/	/	/	/	/	/	/	/	/	/	/	/	/	0.000	0.000	0.000	0.000	0.000	0.000	0.000	0.000	0.000	0.000	0.000	0.000
WCDMA B4	Front side	0.252	0.252	0.252	0.252	0.333	0.333	0.333	0.009	0.009	0.306	0.306	0.022	0.452	0.452	0.452	0.237	0.237	0.082	0.585	0.261	0.558	0.274	0.704	0.489	0.334	0.343	0.356	0.786	0.571	1.037
	Back side	0.338	0.338	0.338	0.338	0.439	0.273	0.439	0.095	0.095	0.392	0.392	0.550	0.640	0.540	0.640	0.709	0.590	0.098	0.611	0.433	0.730	0.888	0.878	0.928	0.436	0.531	0.986	0.976	1.026	1.151
	Left side	0.073	0.073	0.073	0.073	/	/	/	0.006	0.006	0.058	0.058	/	/	/	/	0.097	0.097	/	0.073	0.079	0.131	0.073	0.073	0.170	0.073	0.079	0.073	0.073	0.170	0.073
	Right side	/	/	/	/	0.227	0.140	0.227	0.003	0.003	0.168	0.168	0.171	0.229	0.229	0.229	0.307	0.307	0.042	0.140	0.003	0.168	0.171	0.229	0.307	0.042	0.045	0.213	0.271	0.349	0.369
	Top side	0.419	0.419	0.419	0.419	0.449	0.279	0.449	0.060	0.060	0.552	0.552	/	0.668	0.558	0.668	0.616	0.513	0.102	0.698	0.479	0.971	0.419	0.977	0.932	0.521	0.581	0.521	1.079	1.034	1.256
	Bottom side	/	/	/	/	/	/	/	/	/	/	/	/	/	/	/	/	/	/	0.000	0.000	0.000	0.000	0.000	0.000	0.000	0.000	0.000	0.000	0.000	0.000
LTE Band 2	Front side	0.337	0.337	0.337	0.337	0.333	0.333	0.333	0.009	0.009	0.306	0.306	0.022	0.452	0.452	0.452	0.237	0.237	0.082	0.670	0.346	0.643	0.359	0.789	0.574	0.419	0.428	0.441	0.871	0.656	1.122
	Back side	0.511	0.511	0.511	0.511	0.439	0.273	0.439	0.095	0.095	0.392	0.392	0.550	0.640	0.540	0.640	0.709	0.590	0.098	0.784	0.606	0.903	1.061	1.051	1.101	0.609	0.704	1.159	1.149	1.199	1.324
	Left side	0.064	0.064	0.064	0.064	/	/	/	0.006	0.006	0.058	0.058	/	/	/	/	0.097	0.097	/	0.064	0.070	0.122	0.064	0.064	0.161	0.064	0.070	0.064	0.064	0.161	0.064
	Right side	/	/	/	/	0.227	0.140	0.227	0.003	0.003	0.168	0.168	0.171	0.229	0.229	0.229	0.307	0.307	0.042	0.140	0.003	0.168	0.171	0.229	0.307	0.042	0.045	0.213	0.271	0.349	0.369
	Top side	0.634	0.634	0.634	0.634	0.449	0.279	0.449	0.060	0.060	0.552	0.552	/	0.668	0.558	0.668	0.616	0.513	0.102	0.913	0.694	1.186	0.634	1.192	1.147	0.736	0.796	0.736	1.294	1.249	1.471
	Bottom side	/	/	/	/	/	/	/	/	/	/	/	/	/	/	/	/	/	/	0.000	0.000	0.000	0.000	0.000	0.000	0.000	0.000	0.000	0.000	0.000	0.000
LTE Band 4	Front side	0.290	0.290	0.290	0.290	0.333	0.333	0.333	0.009	0.009	0.306	0.306	0.022	0.452	0.452	0.452	0.237	0.237	0.082	0.623	0.299	0.596	0.312	0.742	0.527	0.372	0.381	0.394	0.824	0.609	1.075
	Back side	0.453	0.453	0.453	0.453	0.439	0.273	0.439	0.095	0.095	0.392	0.392	0.550	0.640	0.540	0.640	0.709	0.590	0.098	0.726	0.548	0.845	1.003	0.993	1.043	0.551	0.646	1.101	1.091	1.141	1.266
	Left side	0.061	0.061	0.061	0.061	/	/	/	0.006	0.006	0.058	0.058	/	/	/	/	0.097	0.097	/	0.061	0.067	0.119	0.061	0.061	0.158	0.061	0.067	0.061	0.061	0.158	0.061
	Right side	/	/	/	/	0.227	0.140	0.227	0.003	0.003	0.168	0.168	0.171	0.229	0.229	0.229	0.307	0.307	0.042	0.140	0.003	0.168	0.171	0.229	0.307	0.042	0.045	0.213	0.271	0.349	0.369
	Top side	0.509	0.509	0.509	0.509	0.449	0.279	0.449	0.060	0.060	0.552	0.552	/	0.668	0.558	0.668	0.616	0.513	0.102	0.788	0.569	1.061	0.509	1.067	1.022	0.611	0.671	0.611	1.169	1.124	1.346
	Bottom side	/	/	/	/	/	/	/	/	/	/	/	/	/	/	/	/	/	/	0.000	0.000	0.000	0.000	0.000	0.000	0.000	0.000	0.000	0.000	0.000	0.000
LTE Band 7	Front side	0.444	0.444	0.444	0.444	0.333	0.333	0.333	0.009	0.009	0.306	0.306	0.022	0.452	0.452	0.452	0.237	0.237	0.082	0.777	0.453	0.750	0.466	0.896	0.681	0.526	0.535	0.548	0.978	0.763	1.229
	Back side	0.497	0.497	0.497	0.497	0.439	0.273	0.439	0.095	0.095	0.392	0.392	0.550	0.640	0.540	0.640	0.709	0.590	0.098	0.770	0.592	0.889	1.047	1.037	1.087	0.595	0.690	1.145	1.135	1.185	1.310
	Left side	0.086	0.086	0.086	0.086	/	/	/	0.006	0.006	0.058	0.058	/	/	/	/	0.097	0.097	/	0.086	0.092	0.144	0.086	0.086	0.183	0.086	0.092	0.086	0.086	0.183	0.086
	Right side	/	/	/	/	0.227	0.140	0.227	0.003	0.003	0.168	0.168	0.171	0.229	0.229	0.229	0.307	0.307	0.042	0.140	0.003	0.168	0.171	0.229	0.307	0.042	0.045	0.213	0.271	0.349	0.369
	Top side	1.045	0.630	0.630	0.630	0.449	0.279	0.449	0.060	0.060	0.552	0.552	/	0.668	0.558	0.668	0.616	0.513	0.102	0.909	0.690	1.182	0.630	1.188	1.143	1.147	0.792	0.732	1.290	1.245	1.467
	Bottom side	/	/	/	/	/	/	/	/	/	/	/	/	/	/	/	/	/	/	0.000	0.000	0.000	0.000	0.000	0.000	0.000	0.000	0.000	0.000	0.000	0.000
LTE Band 38	Front side	0.502	0.502	0.502	0.502	0.333	0.333	0.333	0.009	0.009	0.306	0.306	0.022	0.452	0.452	0.452	0.237	0.237	0.082	0.835	0.511	0.808	0.524	0.954	0.739	0.584	0.593	0.606	1.036	0.821	1.287
	Back side	0.539	0.539	0.539	0.539	0.439	0.273	0.439	0.095	0.095	0.392	0.392	0.550	0.640	0.540	0.640	0.709	0.590	0.098	0.812	0.634	0.931	1.089	1.079	1.129	0.637	0.732	1.187	1.177	1.227	1.352
	Left side	0.089	0.089	0.089	0.089	/	/	/	0.006	0.006	0.058	0.058	/	/	/	/	0.097	0.097	/	0.089	0.095	0.147	0.089	0.089	0.186	0.089	0.095	0.089	0.089	0.186	0.089
	Right side	/	/	/	/	0.227	0.140	0.227	0.003	0.003	0.168	0.168	0.171	0.229	0.229	0.229	0.307	0.307	0.042	0.140	0.003	0.168	0.171	0.229	0.307	0.042	0.045	0.213	0.271	0.349	0.369
	Top side	1.045	0.656	0.656	0.656	0.449	0.279	0.449	0.060	0.060	0.552	0.552	/	0.668	0.558	0.668	0.616	0.513	0.102	0.935	0.716	1.208	0.656	1.214	1.169	1.147	0.818	0.758	1.316	1.271	1.493
	Bottom side	/	/	/	/	/	/	/	/	/	/	/	/	/	/	/	/	/	/	0.000	0.000	0.000	0.000	0.000	0.000	0.000	0.000	0.000	0.000	0.000	0.000
LTE Band 41	Front side	0.242	0.242	0.242	0.242	0.333	0.333	0.333	0.009	0.009	0.306	0.306	0.022	0.452	0.452	0.452	0.237	0.237	0.082	0.575	0.251	0.548	0.264	0.694	0.479	0.324	0.333	0.346	0.776	0.561	1.027
	Back side	0.317	0.317	0.317	0.317	0.439	0.273	0.439	0.095	0.095	0.392	0.392	0.550	0.640	0.540	0.640	0.709	0.590	0.098	0.590	0.412	0.709	0.867	0.857	0.907	0.415	0.510	0.965	0.955	1.005	1.130
	Left side	0.076	0.076	0.076	0.076	/	/	/	0.006	0.006	0.058	0.058	/	/	/	/	0.097	0.097	/	0.076	0.082	0.134	0.076	0.076	0.173	0.076	0.082	0.076	0.076	0.173	0.076
	Right side	/	/	/	/	0.227	0.140	0.227	0.003	0.003	0.168	0.168	0.171	0.229	0.229	0.229	0.307	0.307	0.042	0.140	0.003	0.168	0.171	0.229	0.307	0.042	0.045	0.213	0.271	0.349	0.369
	Top side	0.587	0.587	0.587	0.587	0.449	0.279	0.449	0.060	0.060	0.552	0.552	/	0.668	0.558	0.668	0.616	0.513	0.102	0.866	0.647	1.139	0.587	1.145	1.100	0.689	0.749	0.689	1.247	1.202	1.424
	Bottom side	/	/	/	/	/	/	/	/	/	/	/	/	/	/	/	/	/	/	0.000	0.000	0.000	0.000	0.000	0.000	0.000	0.000	0.000	0.000	0.000	0.000
LTE Band 66	Front side	0.297	0.297	0.297	0.297	0.333	0.333	0.333	0.009	0.009	0.306	0.306	0.022	0.452	0.452	0.452	0.237	0.237	0.082	0.630	0.306	0.603	0.319	0.749	0.534	0.379	0.388	0.401	0.831	0.616	1.082
	Back side	0.369	0.369	0.369	0.369	0.439	0.273	0.439	0.095	0.095	0.392	0.392	0.550	0.640	0.540	0.640	0.709	0.590	0.098	0.642	0.464	0.761	0.919	0.909	0.959	0.467	0.562	1.017	1.007	1.057	1.182
	Left side	0.058	0.058	0.058	0.058	/	/	/	0.006	0.006	0.058	0.058	/	/	/	/	0.097	0.097	/	0.058	0.064	0.116	0.058	0.058	0.155	0.058	0.064	0.058	0.058	0.155

Simultaneous Transmission SAR Summation Scenario for Ant3 Body 10mm

No.		1	1a	1b	1c	2	2a	2b	3	3a	4	4a	5	6	6a	6b	7	7a	8	1b+2a	1b+3a	1b+4a	1c+5	1c+6a	1c+7a	1+8	1b+3a+8	1c+5+8	1c+6a+8	1c+7a+8	1a+2a+6a
WWAN Band	Exposure position	State2	State4	State6	State8	state 10 2.4G Chain0	state4/6 2.4G Chain0	state 14 2.4G Chain0	state 10 2.4G Chain1	state 4/6 2.4G Chain1	state 10 2.4G MIMO	state4/6 2.4G MIMO	state12 5G Chain0	state12 5G Chain1	state4/8 5G Chain1	state14 5G Chain1	state12 5G MIMO	state8 5G MIMO	BT	state 6 Summed SAR	state 6 Summed SAR	state 6 Summed SAR	state 8 Summed SAR	state 8 Summed SAR	state 8 Summed SAR	Summed SAR	state 6 Summed SAR	state 8 Summed SAR	state 8 Summed SAR	state 8 Summed SAR	state 4 Summed SAR
GSM 1900	Front side	0.163	0.163	0.163	0.163	0.333	0.333	0.333	0.009	0.009	0.306	0.306	0.022	0.452	0.452	0.452	0.237	0.237	0.082	0.496	0.172	0.469	0.185	0.615	0.400	0.245	0.254	0.267	0.697	0.482	0.948
	Back side	0.172	0.172	0.172	0.172	0.439	0.273	0.439	0.095	0.095	0.392	0.392	0.550	0.640	0.540	0.640	0.709	0.590	0.098	0.445	0.267	0.564	0.722	0.712	0.762	0.270	0.365	0.820	0.810	0.860	0.985
	Left side	0.031	0.031	0.031	0.031	/	/	/	0.006	0.006	0.058	0.058	/	/	/	/	0.097	0.097	/	0.031	0.037	0.089	0.031	0.031	0.128	0.031	0.037	0.031	0.031	0.128	0.031
	Right side	0.222	0.222	0.222	0.222	0.227	0.140	0.227	0.003	0.003	0.168	0.168	0.171	0.229	0.229	0.229	0.307	0.307	0.042	0.362	0.225	0.390	0.393	0.451	0.529	0.264	0.267	0.435	0.493	0.571	0.591
	Top side	/	/	/	/	0.449	0.279	0.449	0.060	0.060	0.552	0.552	/	0.668	0.558	0.668	0.616	0.513	0.102	0.279	0.060	0.552	0.000	0.558	0.513	0.102	0.162	0.102	0.660	0.615	0.837
	Bottom side	0.190	0.190	0.190	0.190	/	/	/	/	/	/	/	/	/	/	/	/	/	/	0.190	0.190	0.190	0.190	0.190	0.190	0.190	0.190	0.190	0.190	0.190	0.190
WCDMA B2	Front side	0.241	0.241	0.241	0.241	0.333	0.333	0.333	0.009	0.009	0.306	0.306	0.022	0.452	0.452	0.452	0.237	0.237	0.082	0.574	0.250	0.547	0.263	0.693	0.478	0.323	0.332	0.345	0.775	0.560	1.026
	Back side	0.261	0.261	0.261	0.261	0.439	0.273	0.439	0.095	0.095	0.392	0.392	0.550	0.640	0.540	0.640	0.709	0.590	0.098	0.534	0.356	0.653	0.811	0.801	0.851	0.359	0.454	0.909	0.899	0.949	1.074
	Left side	0.063	0.063	0.063	0.063	/	/	/	0.006	0.006	0.058	0.058	/	/	/	/	0.097	0.097	/	0.063	0.069	0.121	0.063	0.063	0.160	0.063	0.069	0.063	0.063	0.160	0.063
	Right side	0.338	0.338	0.338	0.338	0.227	0.140	0.227	0.003	0.003	0.168	0.168	0.171	0.229	0.229	0.229	0.307	0.307	0.042	0.478	0.341	0.506	0.509	0.567	0.645	0.380	0.383	0.551	0.609	0.687	0.707
	Top side	/	/	/	/	0.449	0.279	0.449	0.060	0.060	0.552	0.552	/	0.668	0.558	0.668	0.616	0.513	0.102	0.279	0.060	0.552	0.000	0.558	0.513	0.102	0.162	0.102	0.660	0.615	0.837
	Bottom side	0.310	0.310	0.310	0.310	/	/	/	/	/	/	/	/	/	/	/	/	/	/	0.310	0.310	0.310	0.310	0.310	0.310	0.310	0.310	0.310	0.310	0.310	0.310
WCDMA B4	Front side	0.083	0.083	0.083	0.083	0.333	0.333	0.333	0.009	0.009	0.306	0.306	0.022	0.452	0.452	0.452	0.237	0.237	0.082	0.416	0.092	0.389	0.105	0.535	0.320	0.165	0.174	0.187	0.617	0.402	0.868
	Back side	0.088	0.088	0.088	0.088	0.439	0.273	0.439	0.095	0.095	0.392	0.392	0.550	0.640	0.540	0.640	0.709	0.590	0.098	0.361	0.183	0.480	0.638	0.628	0.678	0.186	0.281	0.736	0.726	0.776	0.901
	Left side	0.025	0.025	0.025	0.025	/	/	/	0.006	0.006	0.058	0.058	/	/	/	/	0.097	0.097	/	0.025	0.031	0.083	0.025	0.025	0.122	0.025	0.031	0.025	0.025	0.122	0.025
	Right side	0.088	0.088	0.088	0.088	0.227	0.140	0.227	0.003	0.003	0.168	0.168	0.171	0.229	0.229	0.229	0.307	0.307	0.042	0.228	0.091	0.256	0.259	0.317	0.395	0.130	0.133	0.301	0.359	0.437	0.457
	Top side	/	/	/	/	0.449	0.279	0.449	0.060	0.060	0.552	0.552	/	0.668	0.558	0.668	0.616	0.513	0.102	0.279	0.060	0.552	0.000	0.558	0.513	0.102	0.162	0.102	0.660	0.615	0.837
	Bottom side	0.108	0.108	0.108	0.108	/	/	/	/	/	/	/	/	/	/	/	/	/	/	0.108	0.108	0.108	0.108	0.108	0.108	0.108	0.108	0.108	0.108	0.108	0.108
LTE Band 2	Front side	0.161	0.161	0.161	0.161	0.333	0.333	0.333	0.009	0.009	0.306	0.306	0.022	0.452	0.452	0.452	0.237	0.237	0.082	0.494	0.170	0.467	0.183	0.613	0.398	0.243	0.252	0.265	0.695	0.480	0.946
	Back side	0.182	0.182	0.182	0.182	0.439	0.273	0.439	0.095	0.095	0.392	0.392	0.550	0.640	0.540	0.640	0.709	0.590	0.098	0.455	0.277	0.574	0.732	0.722	0.772	0.280	0.375	0.830	0.820	0.870	0.995
	Left side	0.041	0.041	0.041	0.041	/	/	/	0.006	0.006	0.058	0.058	/	/	/	/	0.097	0.097	/	0.041	0.047	0.099	0.041	0.041	0.138	0.041	0.047	0.041	0.041	0.138	0.041
	Right side	0.202	0.202	0.202	0.202	0.227	0.140	0.227	0.003	0.003	0.168	0.168	0.171	0.229	0.229	0.229	0.307	0.307	0.042	0.342	0.205	0.370	0.373	0.431	0.509	0.244	0.247	0.415	0.473	0.551	0.571
	Top side	/	/	/	/	0.449	0.279	0.449	0.060	0.060	0.552	0.552	/	0.668	0.558	0.668	0.616	0.513	0.102	0.279	0.060	0.552	0.000	0.558	0.513	0.102	0.162	0.102	0.660	0.615	0.837
	Bottom side	0.220	0.220	0.220	0.220	/	/	/	/	/	/	/	/	/	/	/	/	/	/	0.220	0.220	0.220	0.220	0.220	0.220	0.220	0.220	0.220	0.220	0.220	0.220
LTE Band 4	Front side	0.262	0.262	0.262	0.262	0.333	0.333	0.333	0.009	0.009	0.306	0.306	0.022	0.452	0.452	0.452	0.237	0.237	0.082	0.595	0.271	0.568	0.284	0.714	0.499	0.344	0.353	0.366	0.796	0.581	1.047
	Back side	0.231	0.231	0.231	0.231	0.439	0.273	0.439	0.095	0.095	0.392	0.392	0.550	0.640	0.540	0.640	0.709	0.590	0.098	0.504	0.326	0.623	0.781	0.771	0.821	0.329	0.424	0.879	0.869	0.919	1.044
	Left side	0.015	0.015	0.015	0.015	/	/	/	0.006	0.006	0.058	0.058	/	/	/	/	0.097	0.097	/	0.015	0.021	0.073	0.015	0.015	0.112	0.015	0.021	0.015	0.015	0.112	0.015
	Right side	0.078	0.078	0.078	0.078	0.227	0.140	0.227	0.003	0.003	0.168	0.168	0.171	0.229	0.229	0.229	0.307	0.307	0.042	0.218	0.081	0.246	0.249	0.307	0.385	0.120	0.123	0.291	0.349	0.427	0.447
	Top side	/	/	/	/	0.449	0.279	0.449	0.060	0.060	0.552	0.552	/	0.668	0.558	0.668	0.616	0.513	0.102	0.279	0.060	0.552	0.000	0.558	0.513	0.102	0.162	0.102	0.660	0.615	0.837
	Bottom side	0.294	0.294	0.294	0.294	/	/	/	/	/	/	/	/	/	/	/	/	/	/	0.294	0.294	0.294	0.294	0.294	0.294	0.294	0.294	0.294	0.294	0.294	0.294
LTE Band 7	Front side	0.559	0.559	0.559	0.559	0.333	0.333	0.333	0.009	0.009	0.306	0.306	0.022	0.452	0.452	0.452	0.237	0.237	0.082	0.892	0.568	0.865	0.581	1.011	0.796	0.641	0.650	0.663	1.093	0.878	1.344
	Back side	0.621	0.621	0.621	0.621	0.439	0.273	0.439	0.095	0.095	0.392	0.392	0.550	0.640	0.540	0.640	0.709	0.590	0.098	0.894	0.716	1.013	1.171	1.161	1.211	0.719	0.814	1.269	1.259	1.309	1.434
	Left side	0.032	0.032	0.032	0.032	/	/	/	0.006	0.006	0.058	0.058	/	/	/	/	0.097	0.097	/	0.032	0.038	0.090	0.032	0.032	0.129	0.032	0.038	0.032	0.032	0.129	0.032
	Right side	1.122	1.122	1.122	1.122	0.227	0.140	0.227	0.003	0.003	0.168	0.168	0.171	0.229	0.229	0.229	0.307	0.307	0.042	1.262	1.125	1.290	1.293	1.351	1.429	1.164	1.167	1.335	1.393	1.471	1.491
	Top side	/	/	/	/	0.449	0.279	0.449	0.060	0.060	0.552	0.552	/	0.668	0.558	0.668	0.616	0.513	0.102	0.279	0.060	0.552	0.000	0.558	0.513	0.102	0.162	0.102	0.660	0.615	0.837
	Bottom side	0.310	0.310	0.310	0.310	/	/	/	/	/	/	/	/	/	/	/	/	/	/	0.310	0.310	0.310	0.310	0.310	0.310	0.310	0.310	0.310	0.310	0.310	0.310
LTE Band 38	Front side	0.309	0.309	0.309	0.309	0.333	0.333	0.333	0.009	0.009	0.306	0.306	0.022	0.452	0.452	0.452	0.237	0.237	0.082	0.642	0.318	0.615	0.331	0.761	0.546	0.391	0.400	0.413	0.843	0.628	1.094
	Back side	0.316	0.316	0.316	0.316	0.439	0.273	0.439	0.095	0.095	0.392	0.392	0.550	0.640	0.540	0.640	0.709	0.590	0.098	0.589	0.411	0.708	0.866	0.856	0.906	0.414	0.509	0.964	0.954	1.004	1.129
	Left side	0.003	0.003	0.003	0.003	/	/	/	0.006	0.006	0.058	0.058	/	/	/	/	0.097	0.097	/	0.003	0.009	0.061	0.003	0.003	0.100	0.003	0.009	0.003	0.003	0.100	0.003
	Right side	0.619	0.619	0.619	0.619	0.227	0.140	0.227	0.003	0.003	0.168	0.168	0.171	0.229	0.229	0.229	0.307	0.307	0.042	0.759	0.622	0.787	0.790	0.848	0.926	0.661	0.664	0.832	0.890	0.968	0.988
	Top side	/	/	/	/	0.449	0.279	0.449	0.060	0.060	0.552	0.552	/	0.668	0.558	0.668	0.616	0.513	0.102	0.279	0.060	0.552	0.000	0.558	0.513	0.102	0.162	0.102	0.660	0.615	0.837
	Bottom side	0.204	0.204	0.204	0.204	/	/	/	/	/	/	/	/	/	/	/	/	/	/	0.204	0.204	0.204	0.204	0.204	0.204	0.204	0.204	0.204	0.204	0.204	0.204
LTE Band 41	Front side	0.308	0.308	0.308	0.308	0.333	0.333	0.333	0.009	0.009	0.306	0.306	0.022	0.452	0.452	0.452	0.237	0.237	0.082	0.641	0.317	0.614	0.330	0.760	0.545	0.390	0.399	0.412	0.842	0.627	1.093
	Back side	0.336	0.336	0.336	0.336	0.439	0.273	0.439	0.095	0.095	0.392	0.392	0.550	0.640	0.540	0.640	0.709	0.590	0.098	0.609	0.431	0.728	0.886	0.876	0.926	0.434	0.529	0.984	0.974	1.024	1.149
	Left side	0.009	0.009	0.009	0.009	/	/	/	0.006	0.006	0.058	0.058	/	/	/	/	0.097	0.097	/	0.009	0.015	0.067	0.009	0.009	0.106	0.009	0.015	0.009	0.009	0.106	0.009
	Right side	0.841	0.841	0.841	0.841	0.227	0.140	0.227	0.003	0.003	0.168	0.168	0.171	0.229	0.229	0.229	0.307	0.307	0.042	0.981	0.844	1.009	1.012	1.070	1.148	0.883	0.886	1.054	1.112	1.190	1.210
	Top side	/	/	/	/	0.449	0.279	0.449	0.060	0.060	0.552	0.552	/	0.668	0.558	0.668	0.616	0.513	0.102	0.279	0.060	0.552	0.000	0.558	0.513	0.102	0.162	0.102	0.660	0.615	0.837
	Bottom side	0.181	0.181	0.181	0.181	/	/	/	/	/	/	/	/	/	/	/	/	/	/	0.181	0.181	0.181	0.181	0.181	0.181	0.181	0.181	0.181	0.181	0.181	0.181
LTE Band 66	Front side	0.114	0.114	0.114	0.114	0.333	0.333	0.333	0.009	0.009	0.306	0.306	0.022	0.452	0.452	0.452	0.237	0.237	0.082	0.447	0.123	0.420	0.136	0.566	0.351	0.196	0.205	0.218	0.648	0.433	0.899
	Back side	0.122	0.122	0.122	0.122	0.439	0.273	0.439	0.095	0.095	0.392	0.392	0.550	0.640	0.540	0.640	0.709	0.590	0.098	0.395	0.217	0.514	0.672	0.662	0.712	0.220	0.315	0.770	0.760	0.810	0.935
	Left side	0.018	0.018	0.018	0.018	/	/	/	0.006	0.006	0.058	0.058	/	/	/	/	0.097	0.097	/	0.018	0.024	0.076	0.018	0.018	0.115	0.018	0.024	0.018	0.018	0.115	0.018
	Right side	0.083	0.083	0.083	0.083	0.227	0.140	0.227	0.003	0.003	0.168	0.168	0.171	0.229	0.229	0.229	0.307	0.307	0.042	0.223	0.086	0.251	0.254	0.312	0.390	0.125	0.128	0.296	0.354	0.432	0.452
	Top side	/	/	/	/	0.449	0.279	0.449	0.060	0.060	0.552	0.552	/	0.668	0.558	0.668	0.616	0.513	0.102	0.279	0.060	0.552	0.000	0.558	0.513	0.102	0.162	0.102	0.660	0.615	0.837
	Bottom side	0.133	0.133	0.133	0.133	/	/	/	/	/	/	/	/	/	/	/	/	/	/	0.133	0.133	0.133	0.133	0.133	0.133	0.133	0.133	0.133	0.133	0.133	0.133

Simultaneous Transmission SAR Summation Scenario for WLAN Head

No.	2	2a	2b	3	3a	4	4a	5	6	6a	6b	7	7a	8	3+8	5+8	6+8	7+8	2b+6b
Exposure position	state 9 2.4G Chain0	state3/5 2.4G Chain0	state 13 2.4G Chain0	state 9 2.4G Chain1	state 3/5 2.4G Chain1	state 9 2.4G MIMO	state5 2.4G MIMO	state11 5G Chain0	state11 5G Chain1	state3/7 5G Chain1	state13 5G Chain1	state11 5G MIMO	state7 5G MIMO	BT	Summed SAR	Summed SAR	Summed SAR	Summed SAR	State 13 Summed SAR
Left Touch	0.776	0.504	0.776	0.040	0.040	0.794	0.557	0.323	0.700	0.420	0.700	0.764	0.453	0.582	0.622	0.905	1.282	1.346	1.476
Left Tilt	0.790	0.513	0.790	0.056	0.056	0.762	0.535	0.086	0.687	0.439	0.687	0.725	0.442	0.524	0.580	0.610	1.211	1.249	1.477
Right Touch	0.317	0.205	0.317	0.054	0.054	0.333	0.234	0.172	0.380	0.217	0.380	0.333	0.205	0.309	0.363	0.481	0.689	0.642	0.697
Right Tilt	0.385	0.249	0.385	0.122	0.122	0.352	0.247	0.036	0.440	0.281	0.440	0.451	0.278	0.286	0.408	0.322	0.726	0.737	0.825

Simultaneous Transmission SAR Summation Scenario for WLAN Body 15mm

No.	2	2a	2b	3	3a	4	4a	5	6	6a	6b	7	7a	8	3+8	5+8	6+8	7+8	2b+6b
Exposure position	state 10 2.4G Chain0	state4/6 2.4G Chain0	state 14 2.4G Chain0	state 10 2.4G Chain1	state 4/6 2.4G Chain1	state 10 2.4G MIMO	state4/6 2.4G MIMO	state12 5G Chain0	state12 5G Chain1	state4/8 5G Chain1	state14 5G Chain1	state12 5G MIMO	state8 5G MIMO	BT	Summed SAR	Summed SAR	Summed SAR	Summed SAR	State 14 Summed SAR
Front side	0.210	0.210	0.210	0.004	0.004	0.189	0.189	0.037	0.267	0.267	0.267	0.201	0.201	0.395	0.399	0.432	0.662	0.596	0.477
Back side	0.178	0.178	0.178	0.040	0.040	0.173	0.173	0.459	0.415	0.415	0.415	0.558	0.558	0.395	0.435	0.854	0.810	0.953	0.593

Simultaneous Transmission SAR Summation Scenario for WLAN Body 10mm

No.	2	2a	2b	3	3a	4	4a	5	6	6a	6b	7	7a	8	3+8	5+8	6+8	7+8	2b+6b
Exposure position	state 10 2.4G Chain0	state4/6 2.4G Chain0	state 14 2.4G Chain0	state 10 2.4G Chain1	state 4/6 2.4G Chain1	state 10 2.4G MIMO	state4/6 2.4G MIMO	state12 5G Chain0	state12 5G Chain1	state4/8 5G Chain1	state14 5G Chain1	state12 5G MIMO	state8 5G MIMO	BT	Summed SAR	Summed SAR	Summed SAR	Summed SAR	State 14 Summed SAR
Front side	0.333	0.333	0.333	0.009	0.009	0.306	0.306	0.022	0.452	0.452	0.452	0.237	0.237	0.082	0.091	0.104	0.534	0.319	0.785
Back side	0.439	0.273	0.439	0.095	0.095	0.392	0.392	0.550	0.640	0.540	0.640	0.709	0.590	0.098	0.193	0.648	0.738	0.807	1.079
Left side	/	/	/	0.006	0.006	0.058	0.058	/	/	/	/	0.097	0.097	/	0.006	0.000	0.000	0.097	0.000
Right side	0.227	0.140	0.227	0.003	0.003	0.168	0.168	0.171	0.229	0.229	0.229	0.307	0.307	0.042	0.045	0.213	0.271	0.349	0.456
Top side	0.449	0.279	0.449	0.060	0.060	0.552	0.552	/	0.668	0.558	0.668	0.616	0.513	0.102	0.162	0.102	0.770	0.718	1.117
Bottom side	/	/	/	/	/	/	/	/	/	/	/	/	/	/	0.000	0.000	0.000	0.000	0.000

Note:

1) MAX. ΣSAR_{10g} =Unlicensed SAR_{MAX} +Licensed SAR_{MAX}
2) State 1: WWAN Receiver on

Unless otherwise stated the results shown in this test report refer only to the sample(s) tested and such sample(s) are retained for 90 days only.
除非另有說明，此報告結果僅對測試之樣品負責，同時此樣品僅保留90天。本報告未經本公司書面許可，不可部份複製。
This document is issued by the Company subject to its General Conditions of Service printed overleaf, available on request or accessible at www.sgs.com/terms_and_conditions.htm and for electronic format documents, subject to Terms and Conditions for Electronic Documents at www.sgs.com/terms_e-document.htm. Attention is drawn to the limitation of liability, indemnification and jurisdiction issues defined therein. Any holder of this document is advised that information contained hereon reflects the Company's findings at the time of its intervention only and within the limits of Client's instructions, if any. The Company's sole responsibility is to its Client and this document does not exonerate parties to a transaction from exercising all their rights and obligations under the transaction documents. This document cannot be reproduced except in full, without prior written approval of the Company. Any unauthorized alteration, forgery or falsification of the content or appearance of this document is unlawful and offenders may be prosecuted to the fullest extent of the law.

State 2: WWAN Receiver off
State 3: WWAN+WLAN 2.4G(Chain0)+WLAN 5G(Chain1) Receiver on
State 4: WWAN+WLAN 2.4G(Chain0)+WLAN 5G(Chain1) Receiver off
State 5: WWAN+WLAN 2.4G Receiver on/WWAN+WLAN 2.4G(Chain1)+BT Receiver on
State 6: WWAN+WLAN 2.4G Receiver off/WWAN+WLAN 2.4G(Chain1)+BT Receiver off
State 7: WWAN+WLAN 5G Receiver on/WWAN+WLAN 5G+BT Receiver on
State 8: WWAN+WLAN 5G Receiver off/WWAN+WLAN 5G+BT Receiver off
State 9: WLAN Receiver on/WLAN 2.4G(Chain1)+BT Receiver on
State 10: WLAN Receiver off/WLAN 2.4G(Chain1)+BT Receiver off
State 11: WLAN Receiver on/WLAN 5G+BT Receiver on
State 12: WLAN Receiver off/WLAN 5G+BT Receiver off
State 13: WLAN 2.4G(Chain0)+WLAN 5G(Chain1) Receiver on
State 14: WLAN 2.4G(Chain0)+WLAN 5G(Chain1) Receiver off

8.5.3 SPLSR Evaluation Analysis

According to KDB447498 D01v06, When the sum of SAR is larger than the limit, SAR test exclusion is determined by the SAR to peak location separation ratio(SPLSR).When the SAR to peak location ratio for each pair of antennas is ≤1-g 0.04 and 10-g 0.10，simultaneous SAR evaluation is not required.
When SAR is measured for both antennas in the pair, the peak location separation distance is computed by the following fomula:

$$\text{Distance}_{Tx1\text{-}Tx2} = R_i = \sqrt{(x_1 - x_2)^2 + (y_1 - y_2)^2 + (z_1 - z_2)^2}$$

$$\text{SPLS Ratio} = (SAR_1 + SAR_2)^{1.5}/R_i$$

Unless otherwise stated the results shown in this test report refer only to the sample(s) tested and such sample(s) are retained for 90 days only.
除非另有說明，此報告結果僅對測試之樣品負責，同時此樣品僅保留90天。本報告未經本公司書面許可，不可部份複製。
This document is issued by the Company subject to its General Conditions of Service printed overleaf, available on request or accessible at www.sgs.com/terms_and_conditions.htm and for electronic format documents, subject to Terms and Conditions for Electronic Documents at www.sgs.com/terms_e-document.htm. Attention is drawn to the limitation of liability, indemnification and jurisdiction issues defined therein. Any holder of this document is advised that information contained hereon reflects the Company's findings at the time of its intervention only and within the limits of Client's instructions, if any. The Company's sole responsibility is to its Client and this document does not exonerate parties to a transaction from exercising all their rights and obligations under the transaction documents. This document cannot be reproduced except in full, without prior written approval of the Company. Any unauthorized alteration, forgery or falsification of the content or appearance of this document is unlawful and offenders may be prosecuted to the fullest extent of the law.

Case No.	Position	Band	SAR (W/kg)	SAR peak location (cm)			3D distance (mm)	Summed SAR (W/kg)	SPLSR Results	Simultaneous SAR
				X	Y	Z				
1#	Left cheek	GSM 850(Ant0)	0.793	2.84	-4.98	-0.08	66.531	**1.698**	0.03	Not Required
		WIFI 5G Chain0	0.323	4.72	1.4	-0.24				
		BT	0.582	1.01	1.98	-0.49				
	Left cheek	GSM 850(Ant0)	0.793	2.84	-4.98	-0.08	72.082	**1.698**	0.03	Not Required
		BT	0.582	1.010	1.980	-0.490				
		WIFI 5G Chain0	0.323	4.720	1.400	-0.240				

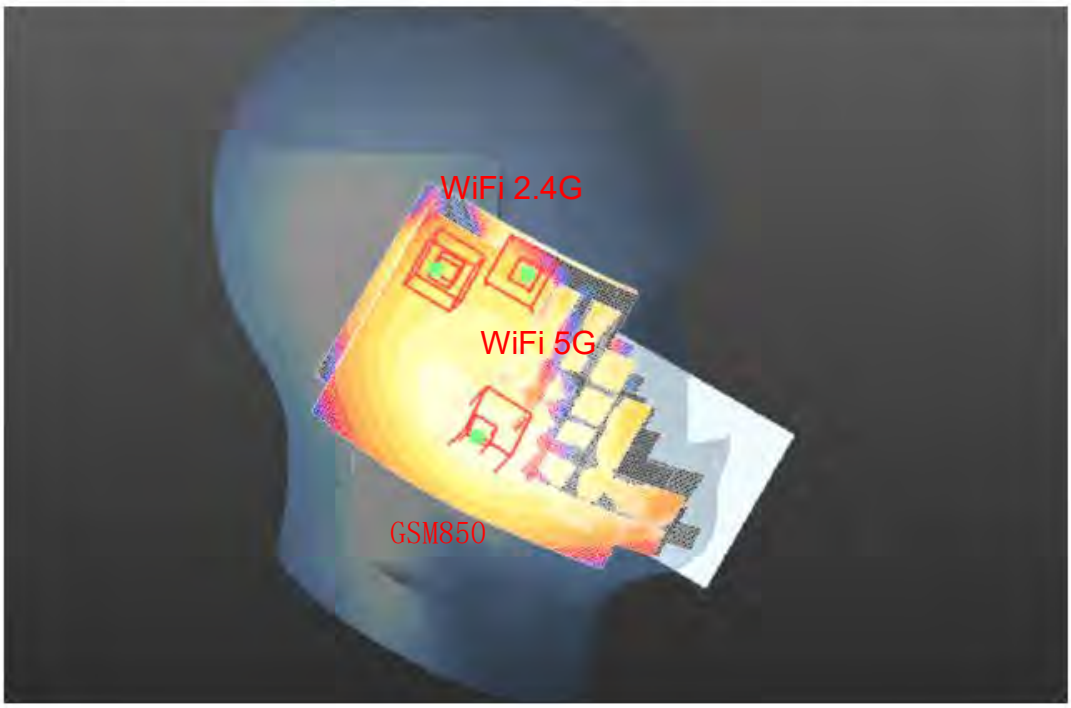

Unless otherwise stated the results shown in this test report refer only to the sample(s) tested and such sample(s) are retained for 90 days only.
除非另有說明，此報告結果僅對測試之樣品負責，同時此樣品僅保留90天。本報告未經本公司書面許可，不可部份複製。
This document is issued by the Company subject to its General Conditions of Service printed overleaf, available on request or accessible at www.sgs.com/terms_and_conditions.htm and for electronic format documents, subject to Terms and Conditions for Electronic Documents at www.sgs.com/terms_e-document.htm. Attention is drawn to the limitation of liability, indemnification and jurisdiction issues defined therein. Any holder of this document is advised that information contained hereon reflects the Company's findings at the time of its intervention only and within the limits of Client's instructions, if any. The Company's sole responsibility is to its Client and this document does not exonerate parties to a transaction from exercising all their rights and obligations under the transaction documents. This document cannot be reproduced except in full, without prior written approval of the Company. Any unauthorized alteration, forgery or falsification of the content or appearance of this document is unlawful and offenders may be prosecuted to the fullest extent of the law.

Case No.	Position	Band	SAR (W/kg)	SAR peak location (cm)			3D distance (mm)	Summed SAR (W/kg)	SPLSR Results	Simultaneous SAR
				X	Y	Z				
2#	Left cheek	GSM 850(Ant0)	0.793	2.84	-4.98	-0.08	75.899	**1.795**	0.03	Not Required
		WIFI 5G Chain1	0.420	1.34	2.46	-0.02				
		BT	0.582	1.01	1.98	-0.49				
	Left cheek	GSM 850(Ant0)	0.793	2.84	-4.98	-0.08	72.082	**1.795**	0.03	Not Required
		BT	0.582	1.01	1.98	-0.49				
		WIFI 5G Chain1	0.420	1.340	2.460	-0.020				

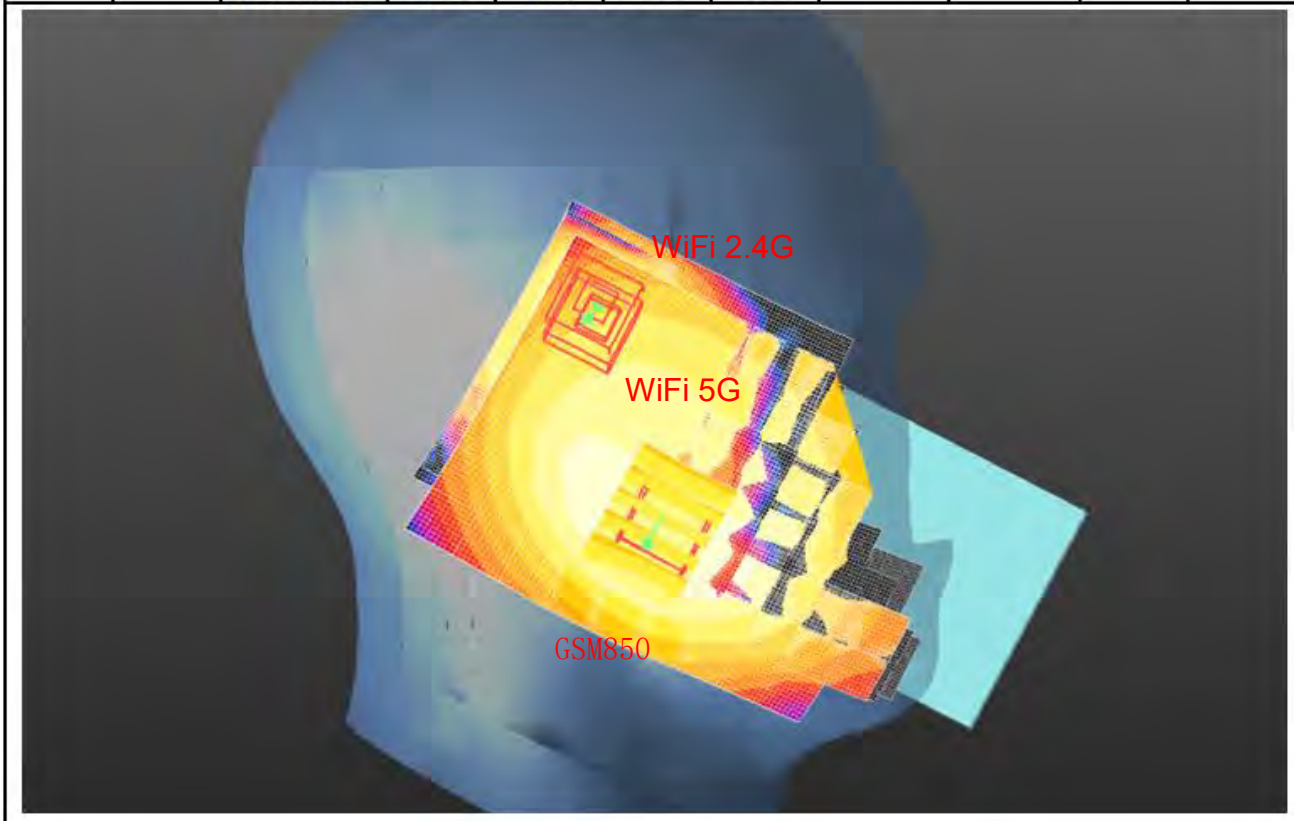

Unless otherwise stated the results shown in this test report refer only to the sample(s) tested and such sample(s) are retained for 90 days only.
除非另有說明，此報告結果僅對測試之樣品負責，同時此樣品僅保留90天。本報告未經本公司書面許可，不可部份複製。
This document is issued by the Company subject to its General Conditions of Service printed overleaf, available on request or accessible at www.sgs.com/terms_and_conditions.htm and for electronic format documents, subject to Terms and Conditions for Electronic Documents at www.sgs.com/terms_e-document.htm. Attention is drawn to the limitation of liability, indemnification and jurisdiction issues defined therein. Any holder of this document is advised that information contained hereon reflects the Company's findings at the time of its intervention only and within the limits of Client's instructions, if any. The Company's sole responsibility is to its Client and this document does not exonerate parties to a transaction from exercising all their rights and obligations under the transaction documents. This document cannot be reproduced except in full, without prior written approval of the Company. Any unauthorized alteration, forgery or falsification of the content or appearance of this document is unlawful and offenders may be prosecuted to the fullest extent of the law.

Case No.	Position	Band	SAR (W/kg)	SAR peak location (cm)			3D distance (mm)	Summed SAR (W/kg)	SPLSR Results	Simultaneous SAR
				X	Y	Z				
3#	Left cheek	GSM 850(Ant0)	0.793	2.84	-4.98	-0.08	75.379	**1.828**	0.03	Not Required
		WIFI 5G MIMO	0.453	1.41	2.42	-0.2				
		BT	0.582	1.01	1.98	-0.49				
	Left cheek	GSM 850(Ant0)	0.793	2.84	-4.98	-0.08	72.082	**1.828**	0.03	Not Required
		BT	0.582	1.010	1.980	-0.490				
		WIFI 5G MIMO	0.453	1.410	2.420	-0.200				

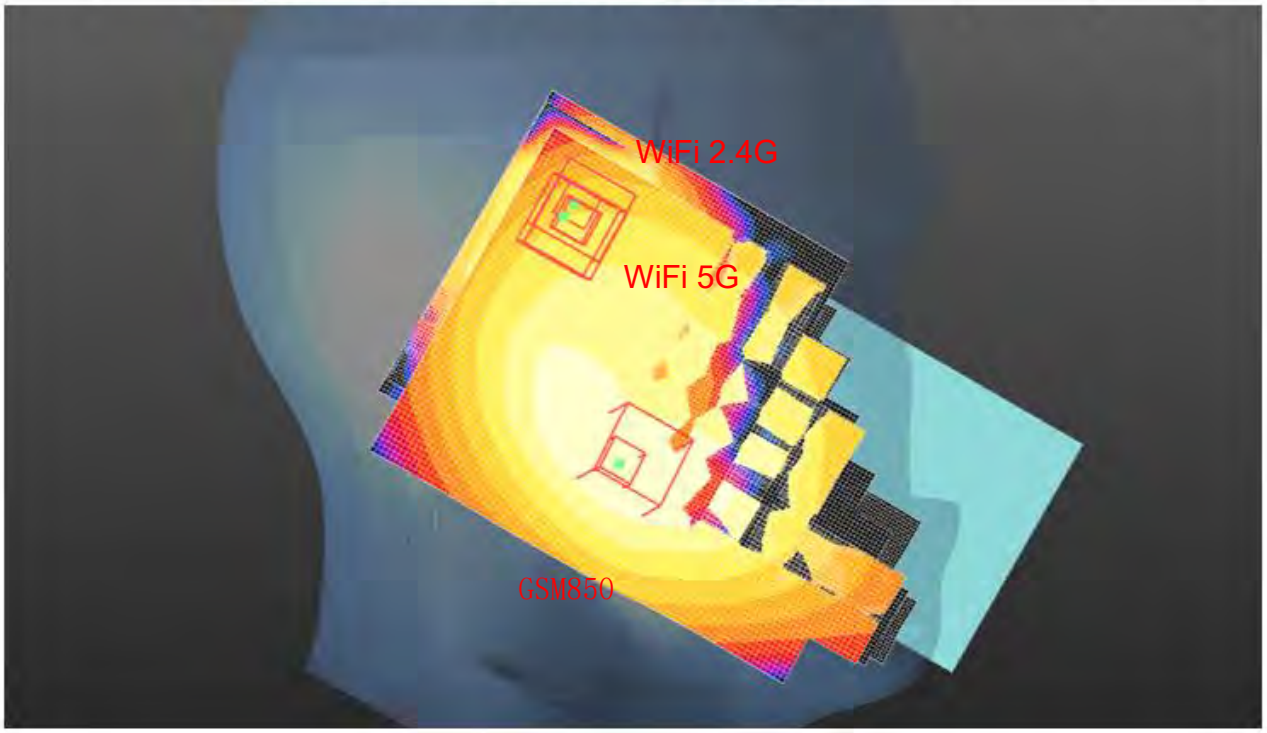

Unless otherwise stated the results shown in this test report refer only to the sample(s) tested and such sample(s) are retained for 90 days only.
除非另有說明，此報告結果僅對測試之樣品負責，同時此樣品僅保留90天。本報告未經本公司書面許可，不可部份複製。
This document is issued by the Company subject to its General Conditions of Service printed overleaf, available on request or accessible at www.sgs.com/terms_and_conditions.htm and for electronic format documents, subject to Terms and Conditions for Electronic Documents at www.sgs.com/terms_e-document.htm. Attention is drawn to the limitation of liability, indemnification and jurisdiction issues defined therein. Any holder of this document is advised that information contained hereon reflects the Company's findings at the time of its intervention only and within the limits of Client's instructions, if any. The Company's sole responsibility is to its Client and this document does not exonerate parties to a transaction from exercising all their rights and obligations under the transaction documents. This document cannot be reproduced except in full, without prior written approval of the Company. Any unauthorized alteration, forgery or falsification of the content or appearance of this document is unlawful and offenders may be prosecuted to the fullest extent of the law.

Case No.	Position	Band	SAR (W/kg)	SAR peak location (cm)			3D distance (mm)	Summed SAR (W/kg)	SPLSR Results	Simultaneous SAR
				X	Y	Z				
4#	Left cheek	GSM 850(Ant0)	0.793	2.84	-4.98	-0.08	73.026	**1.717**	0.03	Not Required
		WIFI 2.4G Chain0	0.504	0.99	2.07	-0.53				
		WIFI 5G Chain1	0.420	1.34	2.46	-0.02				
	Left cheek	GSM 850(Ant0)	0.793	2.84	-4.98	-0.08	75.899	**1.717**	0.03	Not Required
		WIFI 5G Chain1	0.420	1.340	2.460	-0.020				
		WIFI 2.4G Chain0	0.504	0.990	2.070	-0.530				

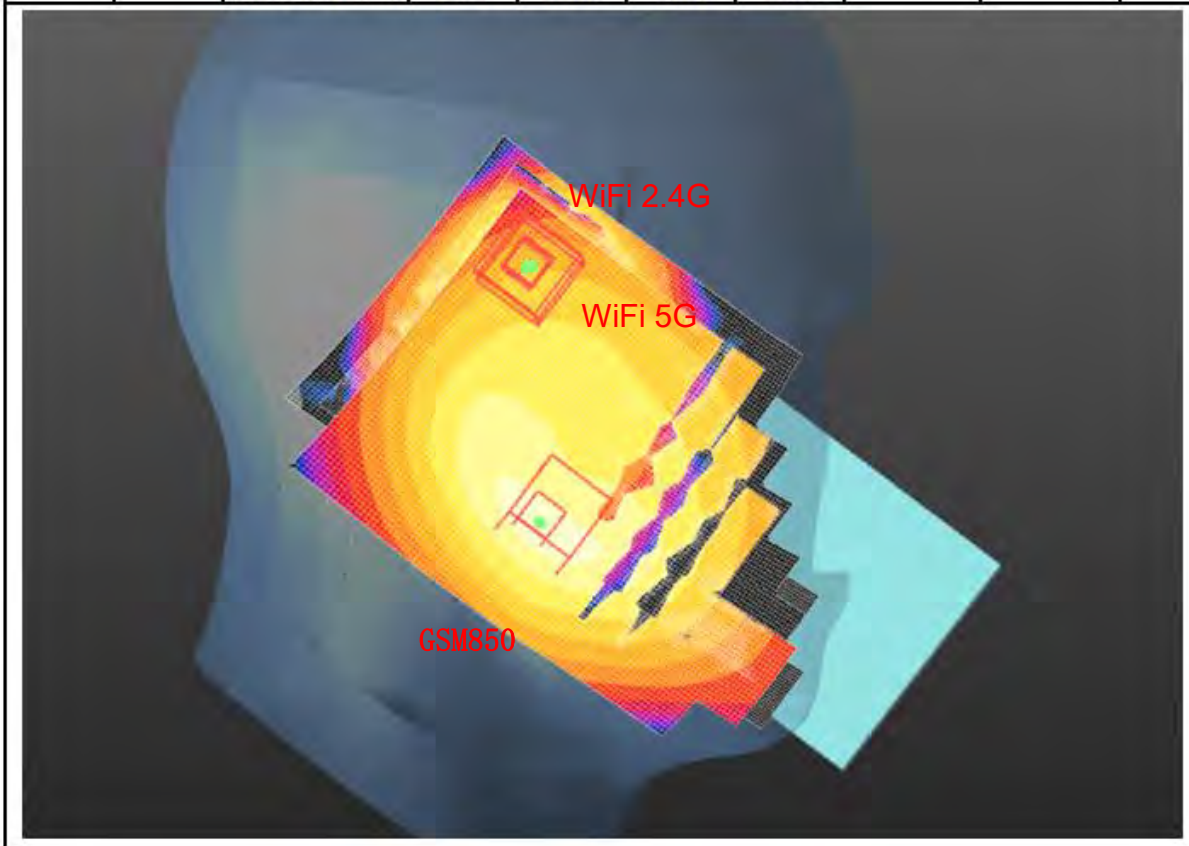

Unless otherwise stated the results shown in this test report refer only to the sample(s) tested and such sample(s) are retained for 90 days only.
除非另有說明，此報告結果僅對測試之樣品負責，同時此樣品僅保留90天。本報告未經本公司書面許可，不可部份複製。
This document is issued by the Company subject to its General Conditions of Service printed overleaf, available on request or accessible at www.sgs.com/terms_and_conditions.htm and for electronic format documents, subject to Terms and Conditions for Electronic Documents at www.sgs.com/terms_e-document.htm. Attention is drawn to the limitation of liability, indemnification and jurisdiction issues defined therein. Any holder of this document is advised that information contained hereon reflects the Company's findings at the time of its intervention only and within the limits of Client's instructions, if any. The Company's sole responsibility is to its Client and this document does not exonerate parties to a transaction from exercising all their rights and obligations under the transaction documents. This document cannot be reproduced except in full, without prior written approval of the Company. Any unauthorized alteration, forgery or falsification of the content or appearance of this document is unlawful and offenders may be prosecuted to the fullest extent of the law.

9 Equipment list

Test Platform	SPEAG DASY5 Professional					
Description	SAR Test System (Frequency range 300MHz-6GHz)					
Software Reference	DASY52 52.8.8(1222); SEMCAD X 14.6.10(7331)					
Hardware Reference						
Equipment		Manufacturer	Model	Serial Number	Calibration Date	Due date of calibration
☒	Twin Phantom	SPEAG	SAM 3	1912	NCR	NCR
☒	Twin Phantom	SPEAG	SAM 4	1640	NCR	NCR
☒	Twin Phantom	SPEAG	SAM 7	1027	NCR	NCR
☒	Twin Phantom	SPEAG	SAM 8	1063	NCR	NCR
☒	DAE	SPEAG	DAE4	1267	2019-12-17	2020-12-16
☒	DAE	SPEAG	DAE4	871	2019-06-27	2020-06-26
☒	DAE	SPEAG	DAE4	896	2019-09-18	2020-09-17
☒	E-Field Probe	SPEAG	EX3DV4	3923	2019-10-22	2020-10-21
☒	E-Field Probe	SPEAG	EX3DV4	3793	2019-03-25	2020-03-24
☒	E-Field Probe	SPEAG	EX3DV4	3982	2019-09-11	2020-09-10
☒	Validation Kits	SPEAG	D750V3	1160	2019-05-22	2022-05-21
☒	Validation Kits	SPEAG	D835V2	4d105	2019-12-17	2022-12-16
☒	Validation Kits	SPEAG	D1750V2	1149	2019-05-21	2022-05-20
☒	Validation Kits	SPEAG	D1900V2	5d028	2019-12-17	2022-12-16
☒	Validation Kits	SPEAG	D2300V2	1072	2019-05-21	2022-05-20
☒	Validation Kits	SPEAG	D2450V2	733	2019-12-17	2022-12-16
☒	Validation Kits	SPEAG	D2600V2	1125	2019-05-20	2022-05-19

Unless otherwise stated the results shown in this test report refer only to the sample(s) tested and such sample(s) are retained for 90 days only.
除非另有說明，此報告結果僅對測試之樣品負責，同時此樣品僅保留90天。本報告未經本公司書面許可，不可部份複製。
This document is issued by the Company subject to its General Conditions of Service printed overleaf, available on request or accessible at www.sgs.com/terms_and_conditions.htm and for electronic format documents, subject to Terms and Conditions for Electronic Documents at www.sgs.com/terms_e-document.htm. Attention is drawn to the limitation of liability, indemnification and jurisdiction issues defined therein. Any holder of this document is advised that information contained hereon reflects the Company's findings at the time of its intervention only and within the limits of Client's instructions, if any. The Company's sole responsibility is to its Client and this document does not exonerate parties to a transaction from exercising all their rights and obligations under the transaction documents. This document cannot be reproduced except in full, without prior written approval of the Company. Any unauthorized alteration, forgery or falsification of the content or appearance of this document is unlawful and offenders may be prosecuted to the fullest extent of the law.

☒	Validation Kits	SPEAG	D5GHzV2	1165	2019-12-20	2022-12-19
☒	Agilent Network Analyzer	Agilent	E5071C	MY46523590	2019-04-12	2020-04-11
☒	Dielectric Probe Kit	Agilent	85070E	US01440210	NCR	NCR
☒	Universal Radio Communication Tester	R&S	CMW500	103990	2019-04-09	2020-04-08
☒	Radio Communication Analyzer	Anritsu	MT8821C	6201502984	2019-06-25	2020-06-24
☒	RF Bi-Directional Coupler	Agilent	86205-60001	MY31400031	NCR	NCR
☒	Signal Generator	Agilent	N5171B	MY53050736	2019-04-12	2020-04-11
☒	Preamplifier	Mini-Circuits	ZHL-42W	15542	NCR	NCR
☒	Preamplifier	Compliance Directions Systems Inc.	AMP28-3W	073501433	NCR	NCR
☒	Power Meter	Agilent	E4416A	GB41292095	2019-04-12	2020-04-11
☒	Power Sensor	Agilent	8481H	MY41091234	2019-04-12	2020-04-11
☒	Power Sensor	R&S	NRP-Z92	100025	2019-04-12	2020-04-11
☒	Attenuator	SHX	TS2-3dB	30704	NCR	NCR
☒	Coaxial low pass filter	Mini-Circuits	VLF-2500(+)	NA	NCR	NCR
☒	Coaxial low pass filter	Microlab Fxr	LA-F13	NA	NCR	NCR
☒	DC POWER SUPPLY	SAKO	SK1730SL5A	NA	NCR	NCR
☒	Speed reading thermometer	MingGao	T809	NA	2019-04-15	2020-04-14
☒	Humidity and Temperature Indicator	KIMTOKA	KIMTOKA	NA	2019-04-15	2020-04-14

Note: All the equipments are within the valid period when the tests are performed.

10 Calibration certificate

Please see the Appendix C

11 Photographs

Please see the Appendix D

Appendix A: Detailed System Check Results

Unless otherwise stated the results shown in this test report refer only to the sample(s) tested and such sample(s) are retained for 90 days only.
除非另有說明，此報告結果僅對測試之樣品負責，同時此樣品僅保留90天。本報告未經本公司書面許可，不可部份複製。
This document is issued by the Company subject to its General Conditions of Service printed overleaf, available on request or accessible at www.sgs.com/terms_and_conditions.htm and for electronic format documents, subject to Terms and Conditions for Electronic Documents at www.sgs.com/terms_e-document.htm. Attention is drawn to the limitation of liability, indemnification and jurisdiction issues defined therein. Any holder of this document is advised that information contained hereon reflects the Company's findings at the time of its intervention only and within the limits of Client's instructions, if any. The Company's sole responsibility is to its Client and this document does not exonerate parties to a transaction from exercising all their rights and obligations under the transaction documents. This document cannot be reproduced except in full, without prior written approval of the Company. Any unauthorized alteration, forgery or falsification of the content or appearance of this document is unlawful and offenders may be prosecuted to the fullest extent of the law.

Appendix B: Detailed Test Results

Appendix C: Calibration certificate

Appendix D: Photographs

---END---

Unless otherwise stated the results shown in this test report refer only to the sample(s) tested and such sample(s) are retained for 90 days only.
除非另有說明，此報告結果僅對測試之樣品負責，同時此樣品僅保留90天。本報告未經本公司書面許可，不可部份複製。
This document is issued by the Company subject to its General Conditions of Service printed overleaf, available on request or accessible at www.sgs.com/terms_and_conditions.htm and for electronic format documents, subject to Terms and Conditions for Electronic Documents at www.sgs.com/terms_e-document.htm. Attention is drawn to the limitation of liability, indemnification and jurisdiction issues defined therein. Any holder of this document is advised that information contained hereon reflects the Company's findings at the time of its intervention only and within the limits of Client's instructions, if any. The Company's sole responsibility is to its Client and this document does not exonerate parties to a transaction from exercising all their rights and obligations under the transaction documents. This document cannot be reproduced except in full, without prior written approval of the Company. Any unauthorized alteration, forgery or falsification of the content or appearance of this document is unlawful and offenders may be prosecuted to the fullest extent of the law.