LTE Band 5_5M Spectrum Plot

QPSK-20425

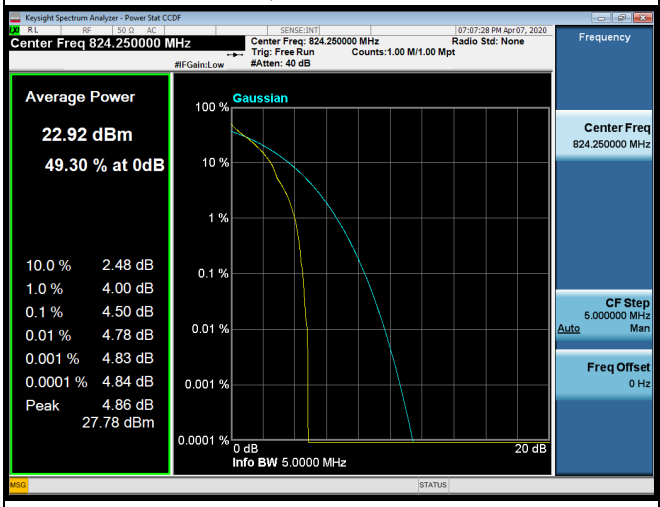

QPSK-20525

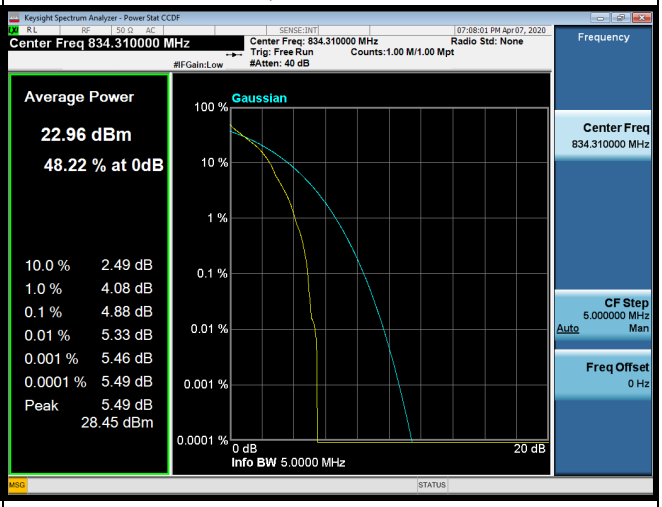

QPSK-20625

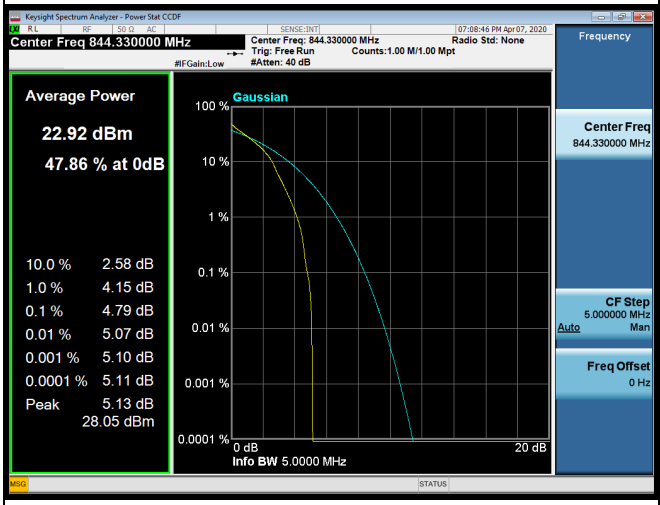

16QAM-20425

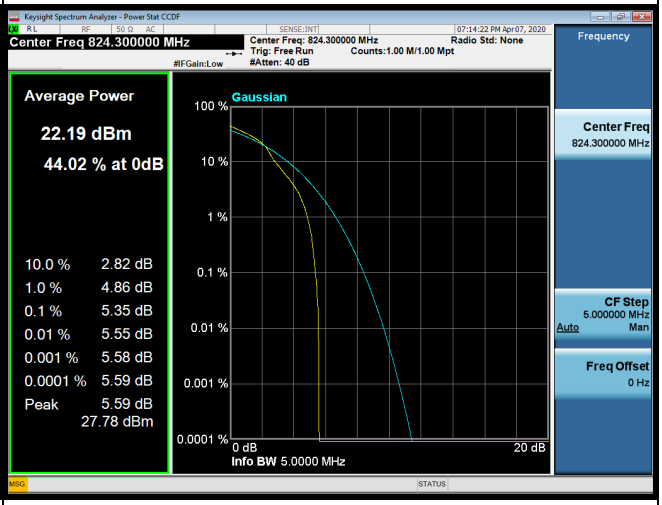

16QAM-20525

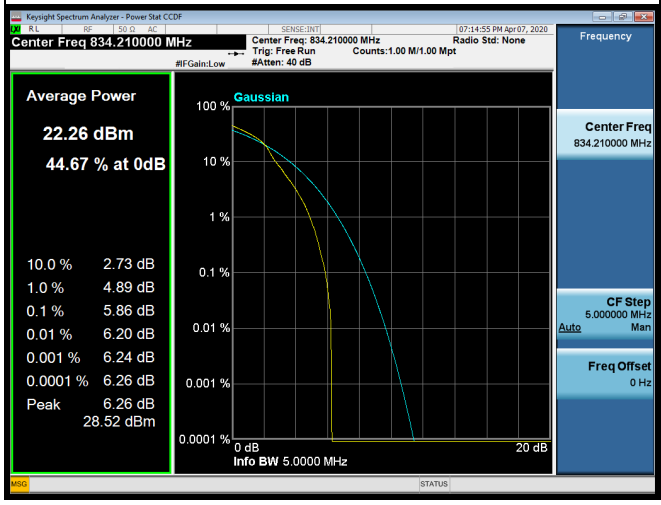

16QAM-20625

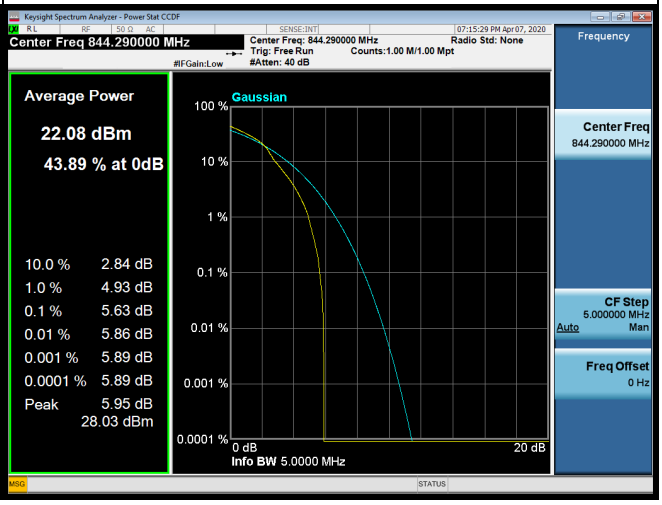

LTE Band 5_5M Spectrum Plot	
64QAM-20425	64QAM-20525
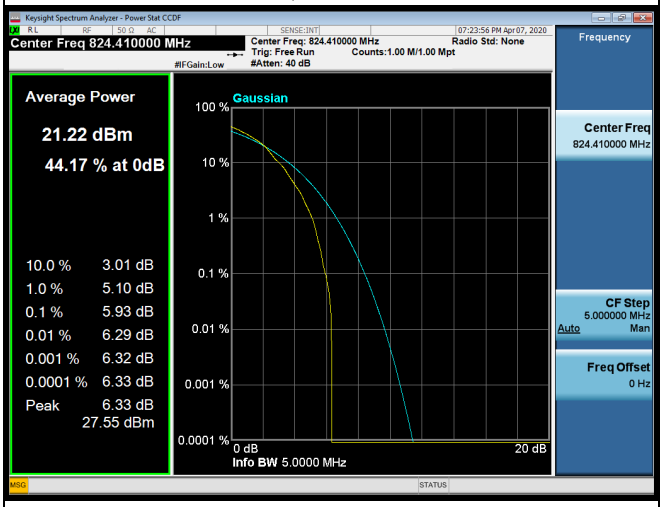	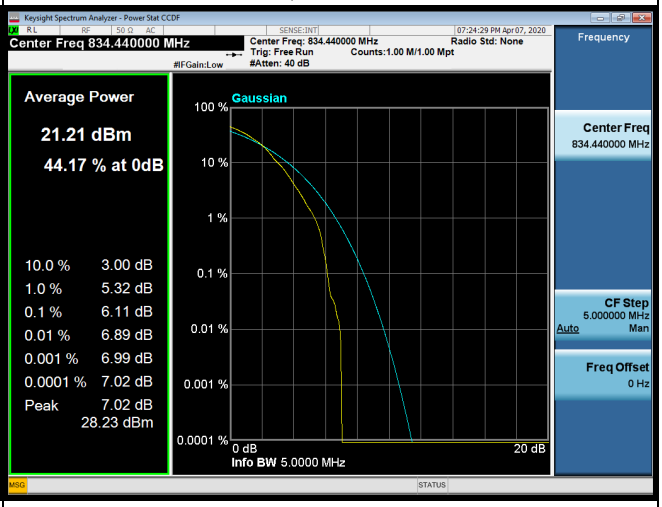
64QAM-20625	-
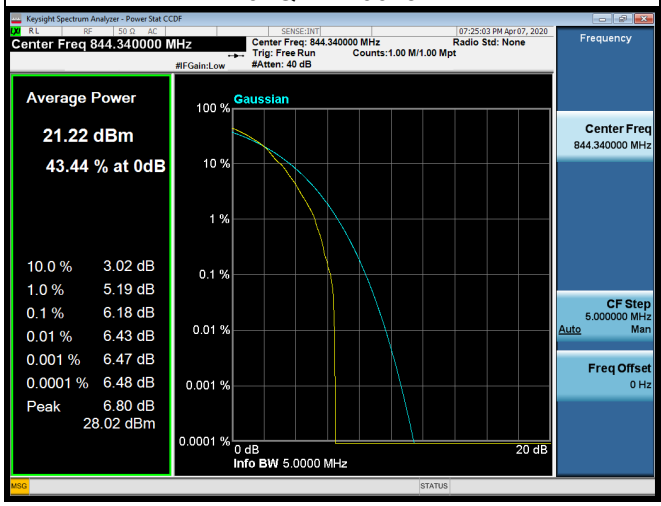	-

LTE Band 5_10M Spectrum Plot

QPSK-20450

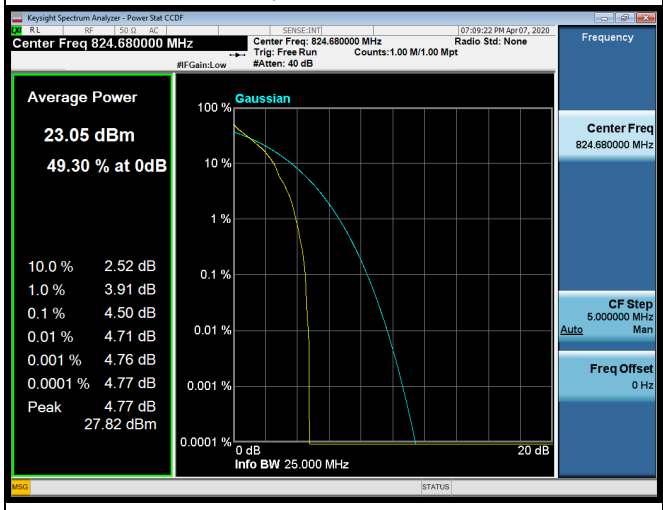

QPSK-20525

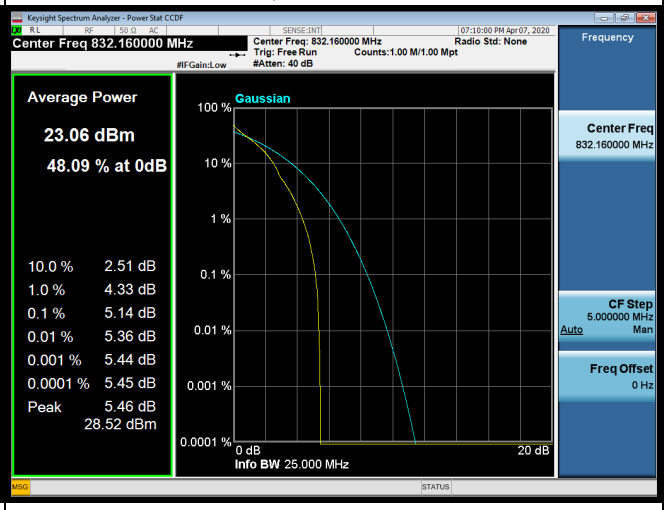

QPSK-20600

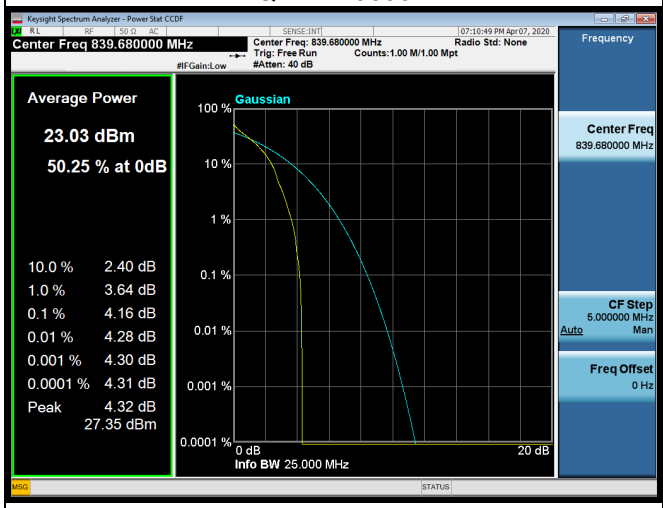

16QAM-20450

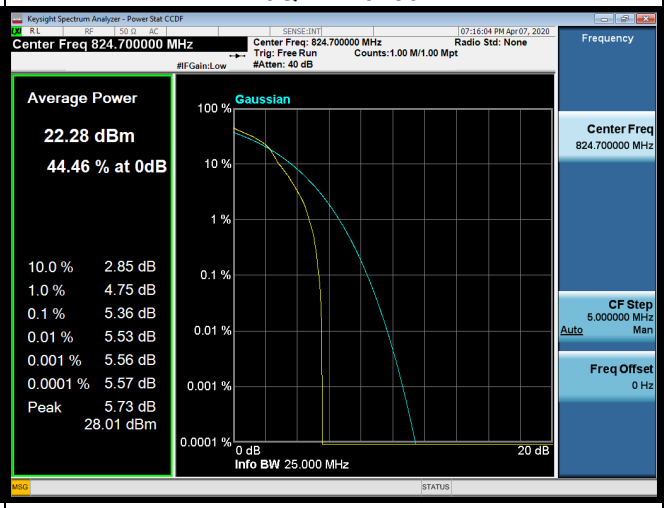

16QAM-20525

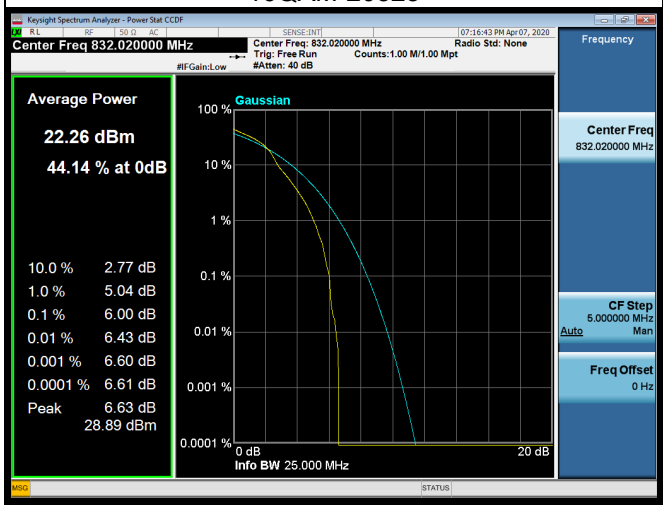

16QAM-20600

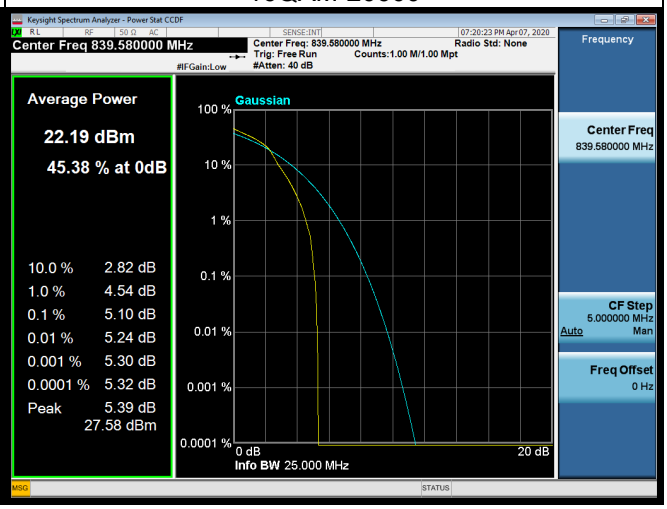

LTE Band 5_10M Spectrum Plot	
64QAM-20450	64QAM-20525
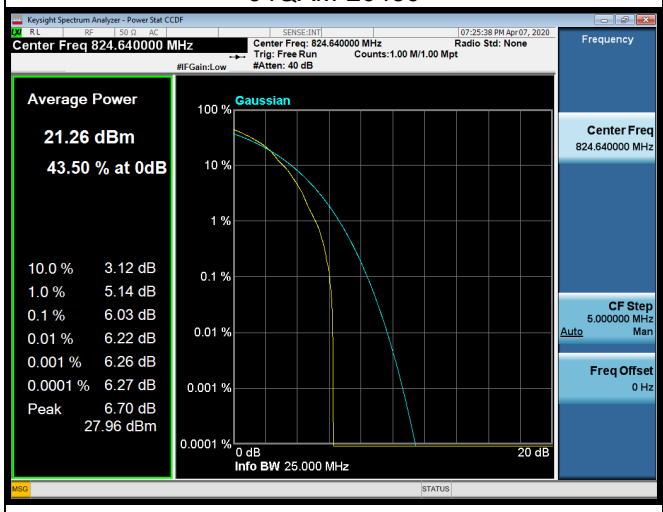	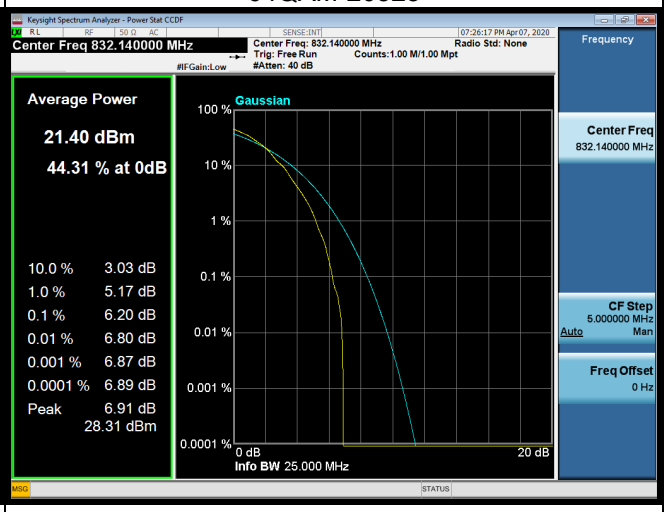
64QAM-20600	-
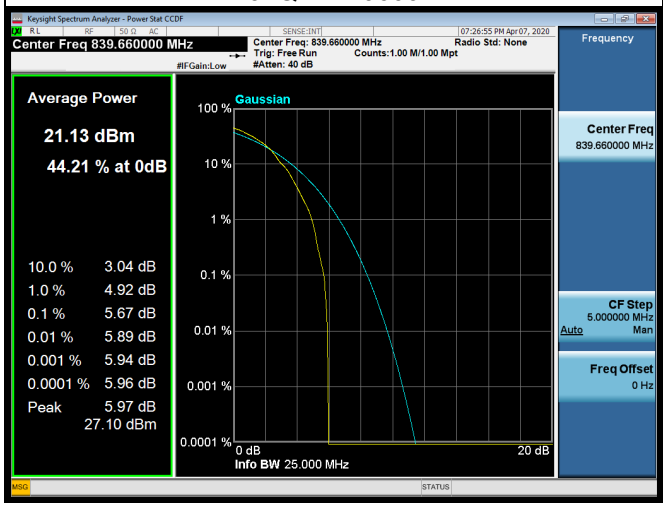	-

LTE Band 26_1.4M Spectrum Plot

QPSK-26797

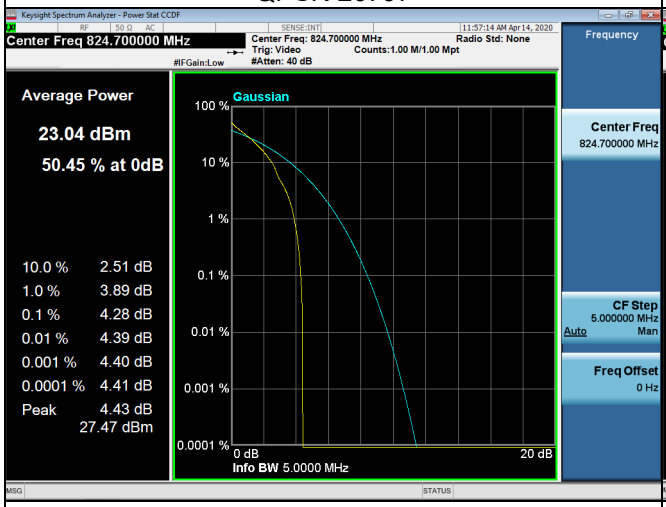

QPSK-26915

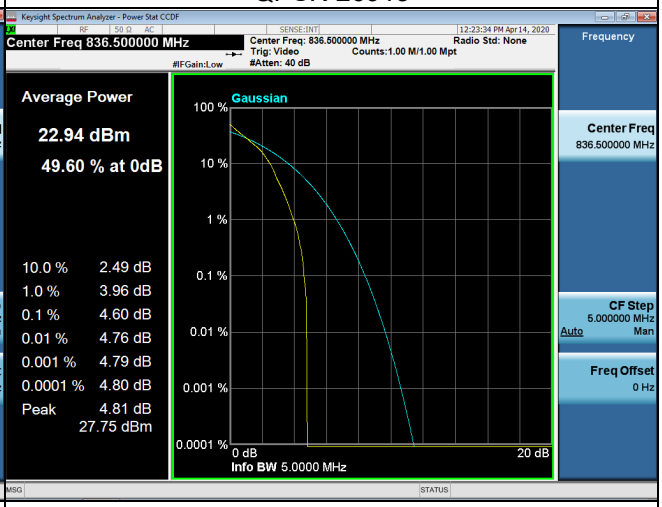

QPSK-27033

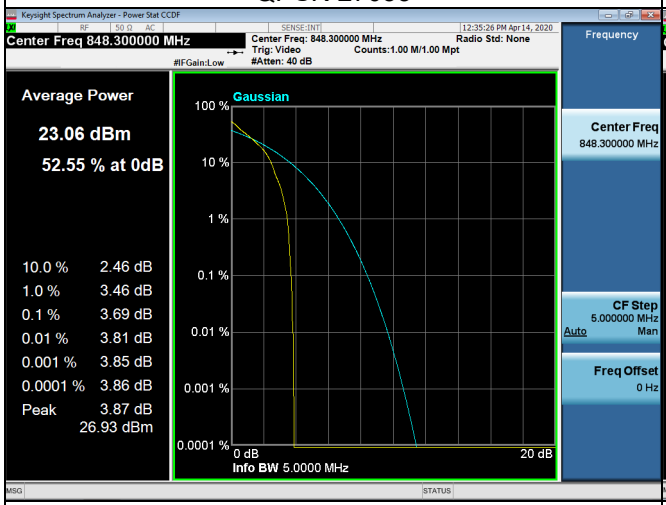

16QAM-26797

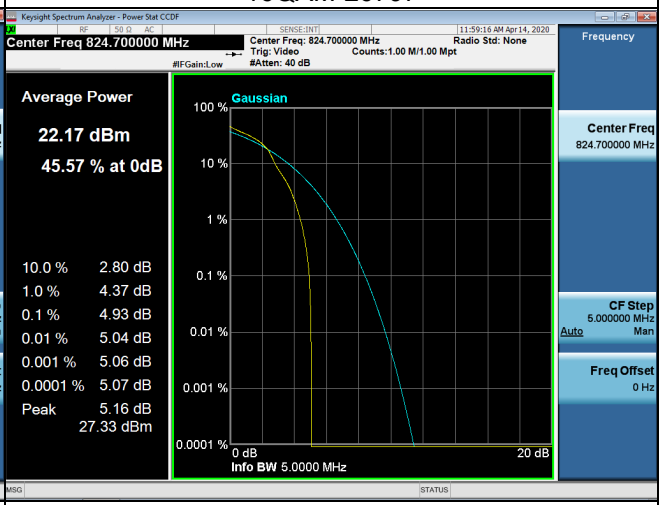

16QAM-26915

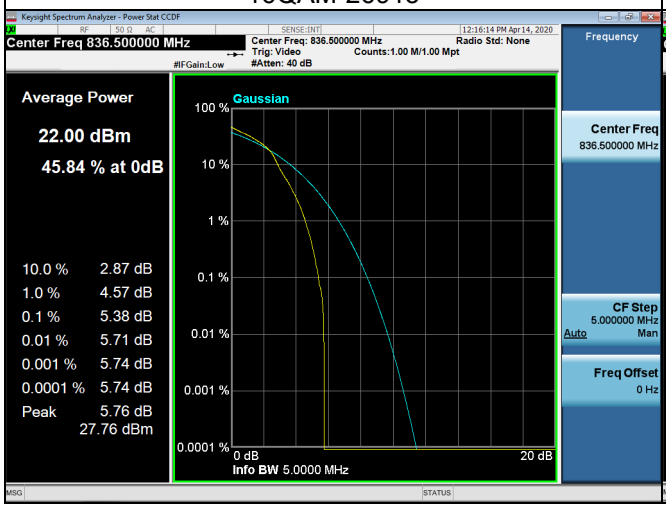

16QAM-27033

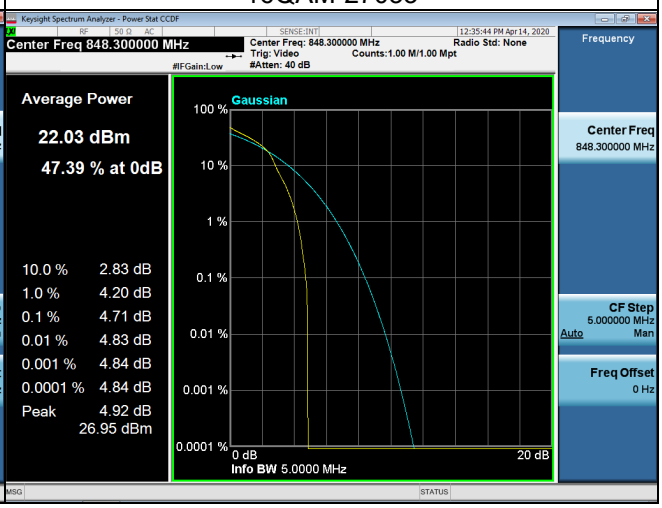

LTE Band 26_1.4M Spectrum Plot

64QAM-26797

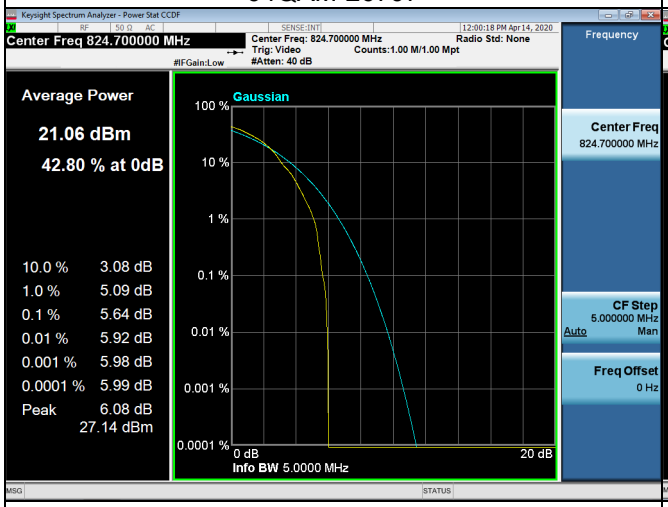

64QAM-26915

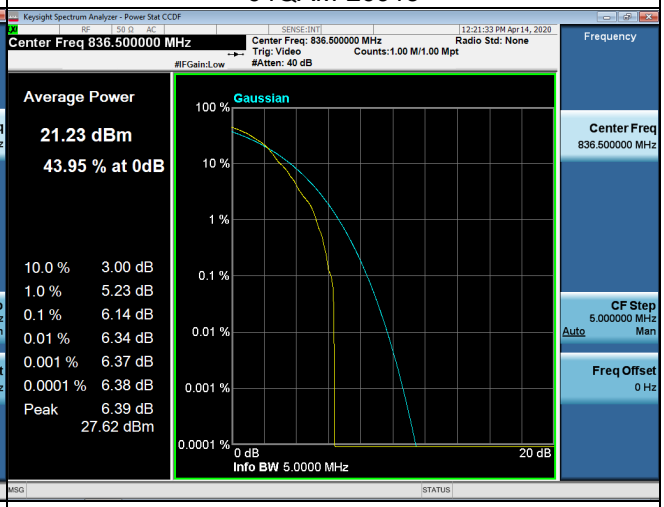

64QAM-27033

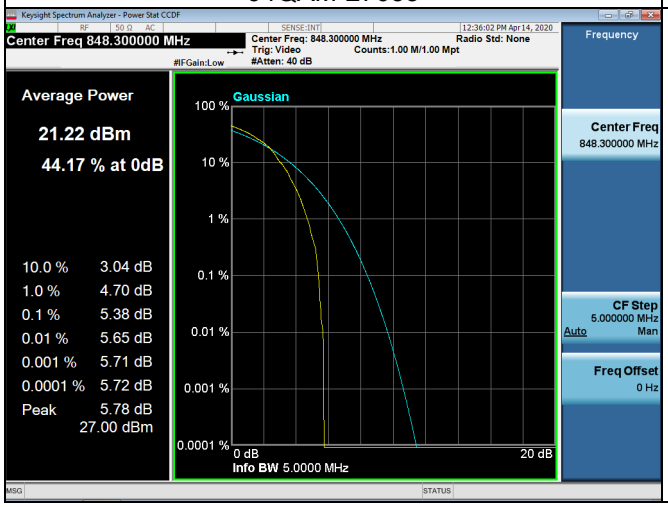

-

-

LTE Band 26_3M Spectrum Plot

QPSK-26805

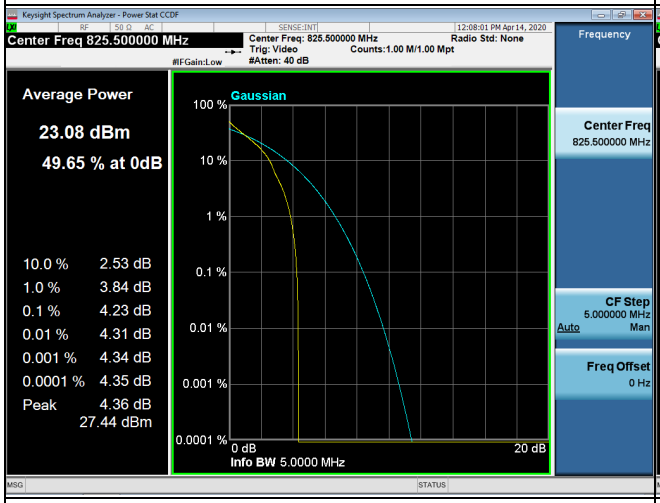

QPSK-26915

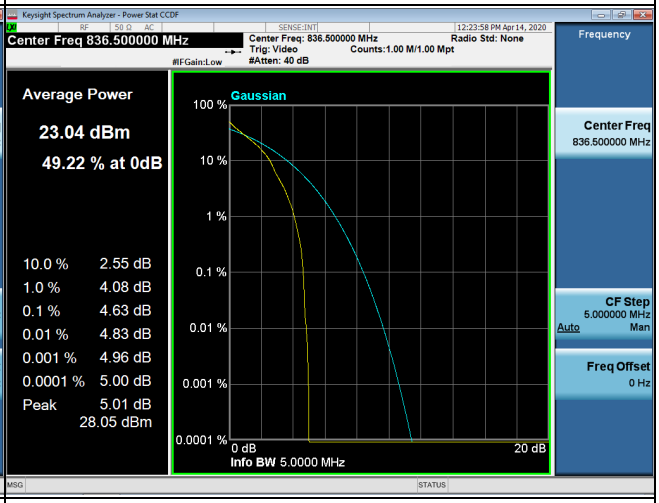

QPSK-27025

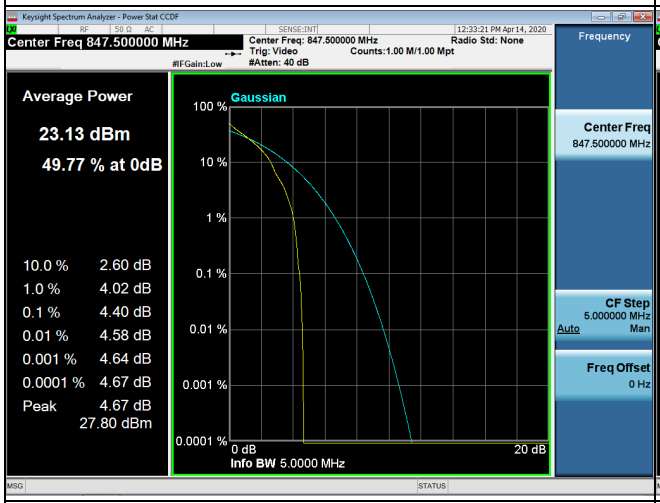

16QAM-26805

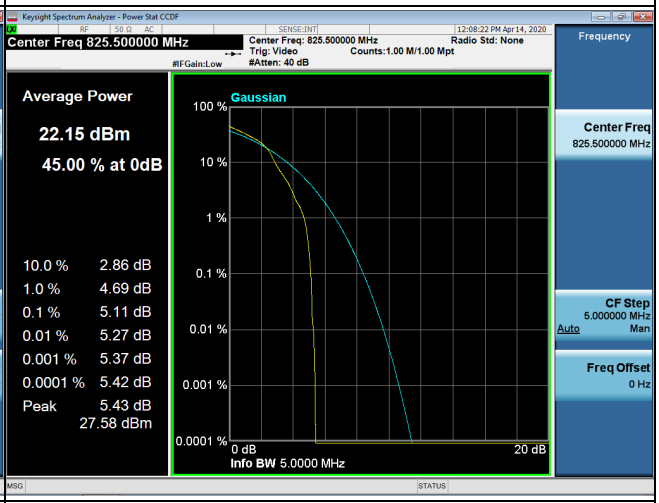

16QAM-26915

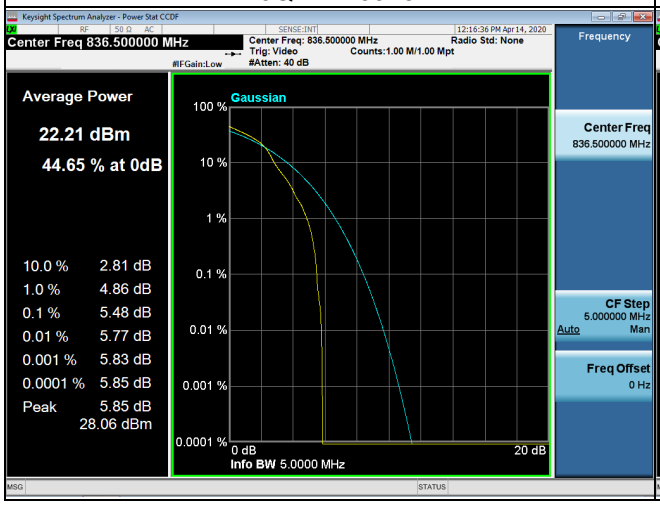

16QAM-27025

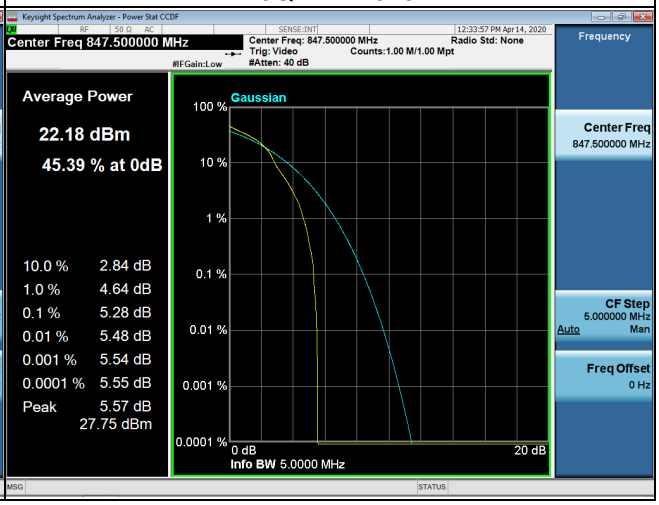

LTE Band 26_3M Spectrum Plot	
64QAM-26805	64QAM-26915
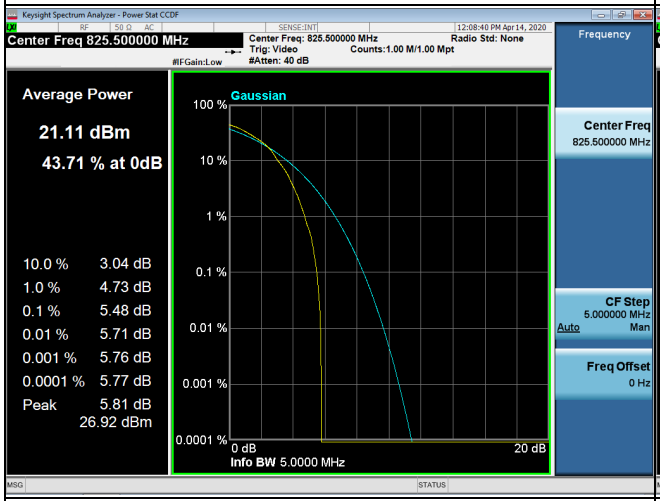	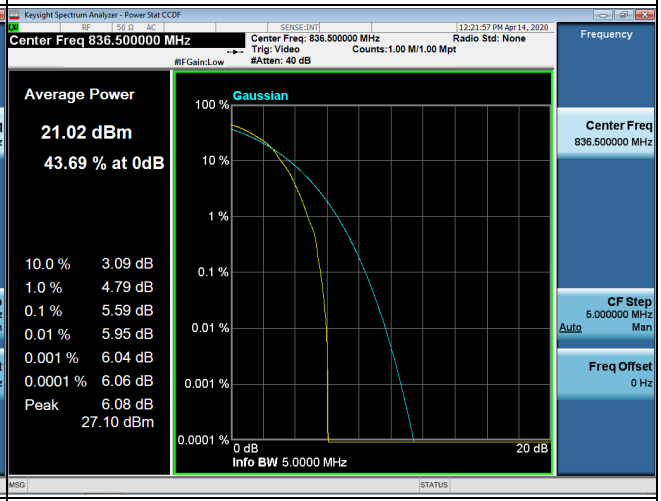
64QAM-27025	-
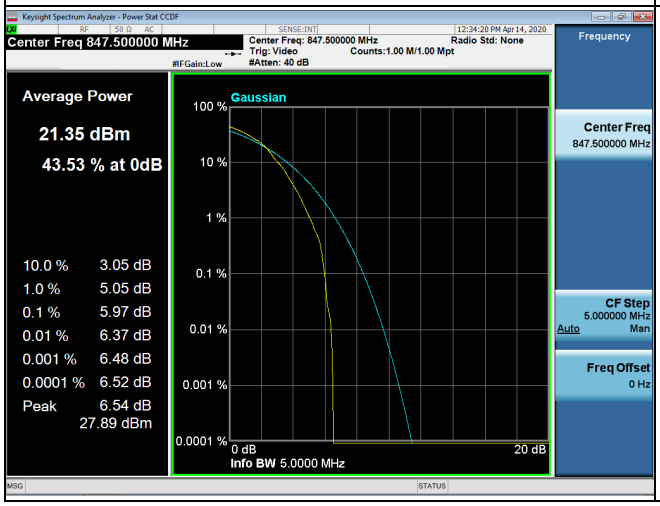	-

LTE Band 26_5M Spectrum Plot

QPSK-26815

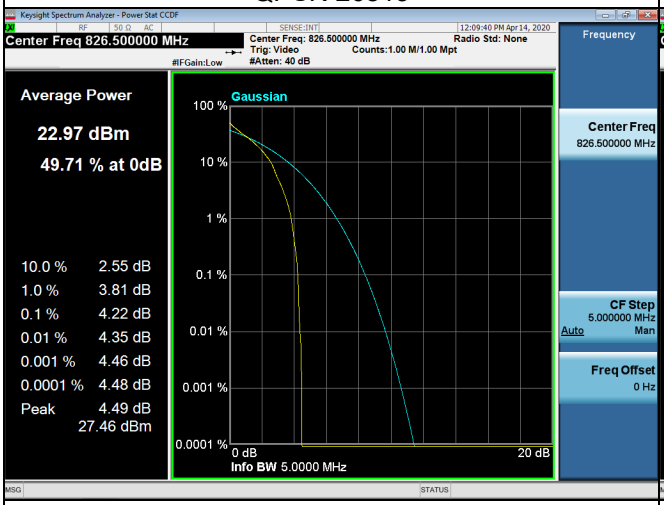

QPSK-26915

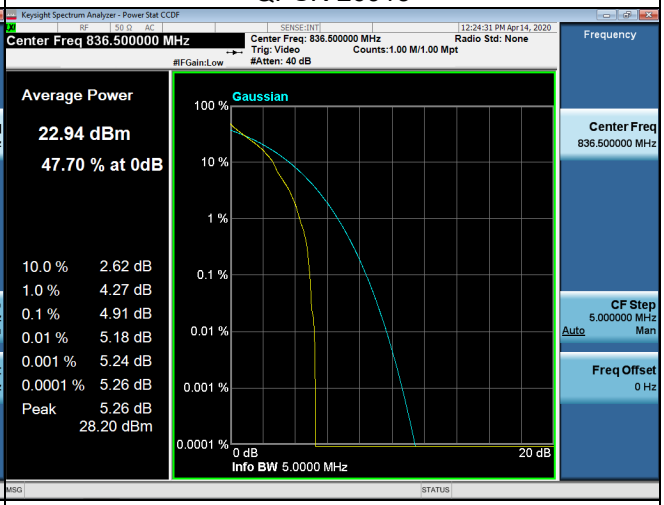

QPSK-27015

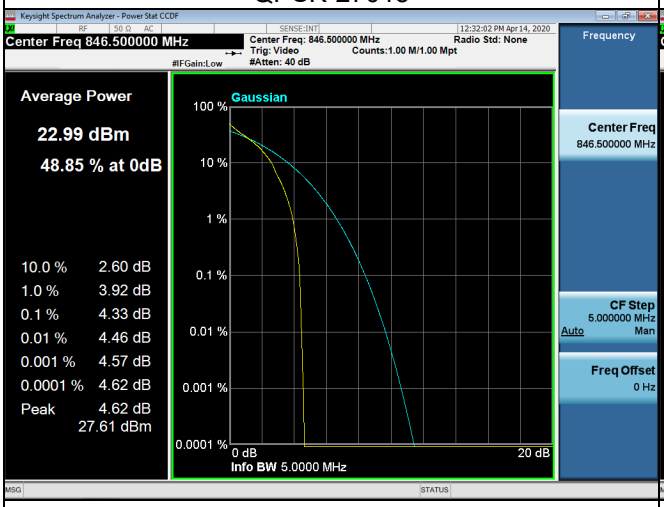

16QAM-26815

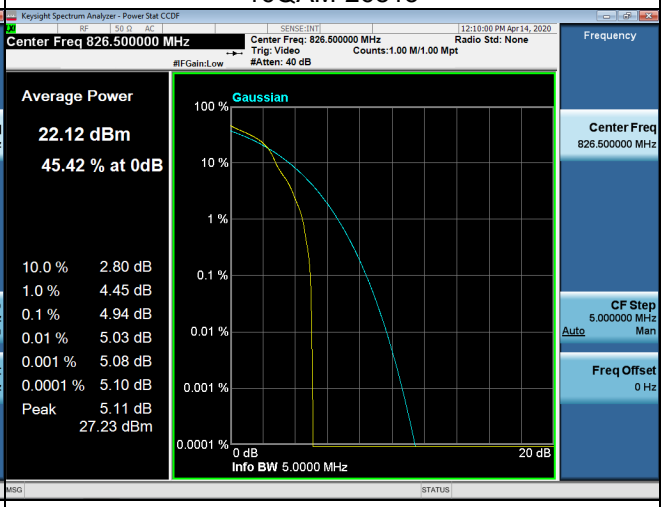

16QAM-26915

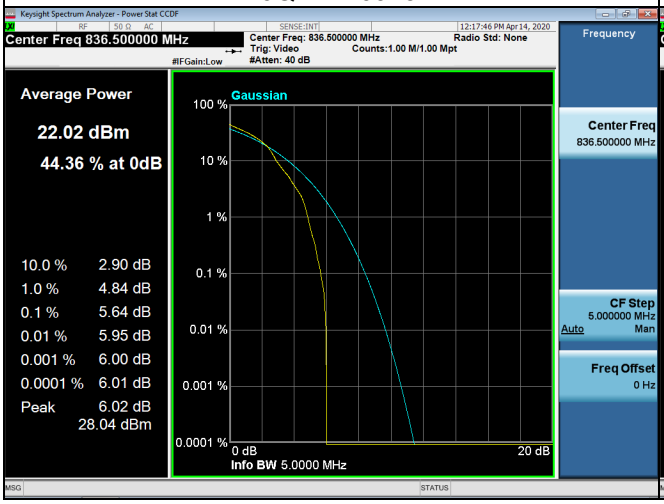

16QAM-27015

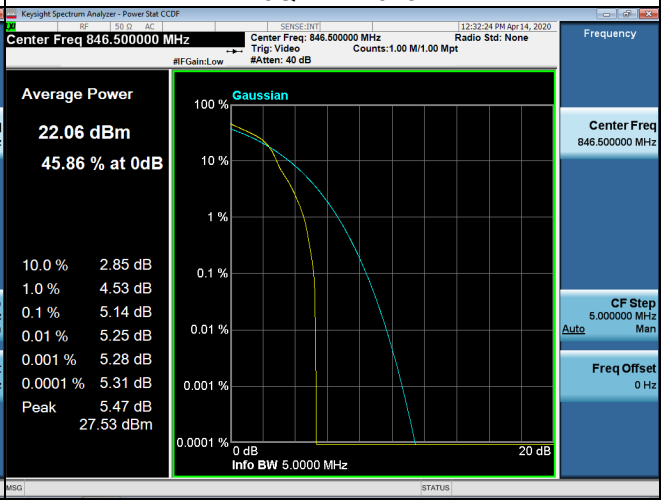

LTE Band 26_5M Spectrum Plot

64QAM-26815

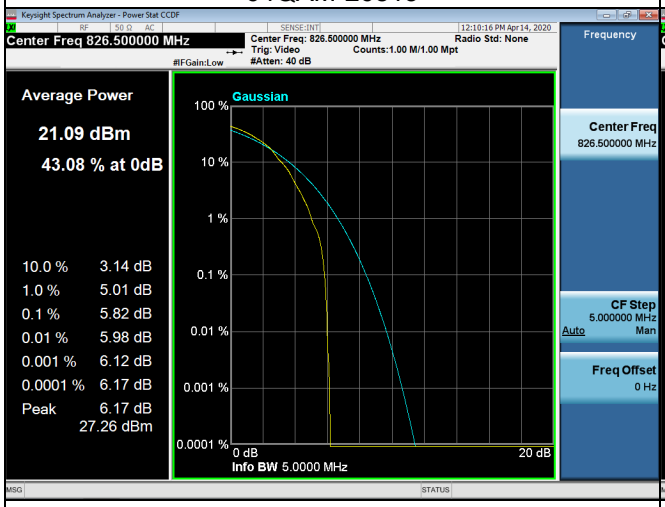

64QAM-26915

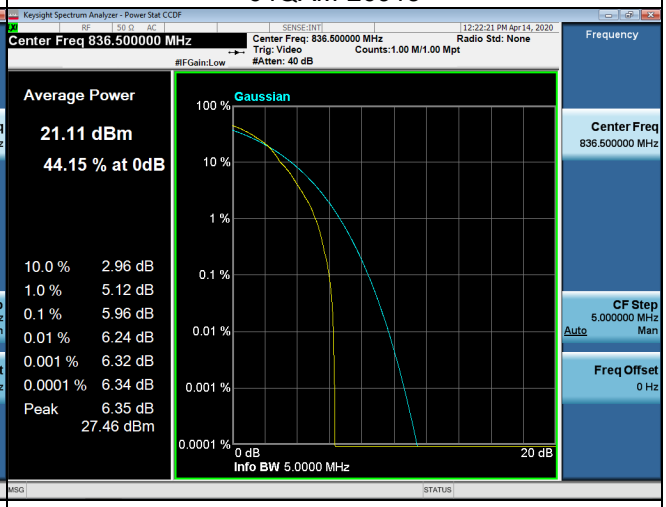

64QAM-27015

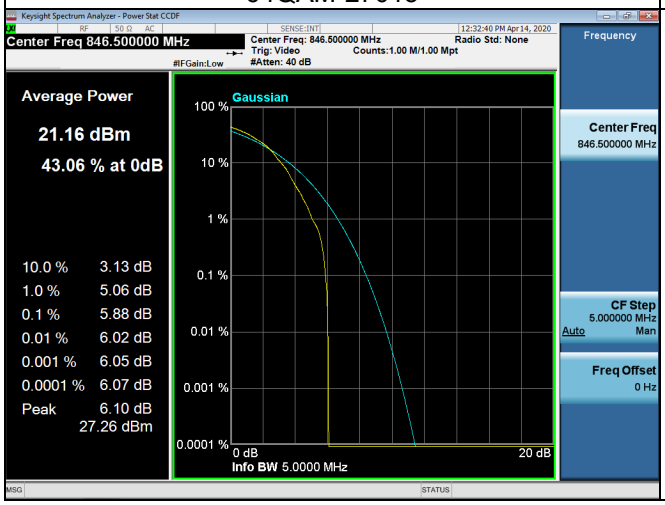

-

-

LTE Band 26_10M Spectrum Plot

QPSK-26840

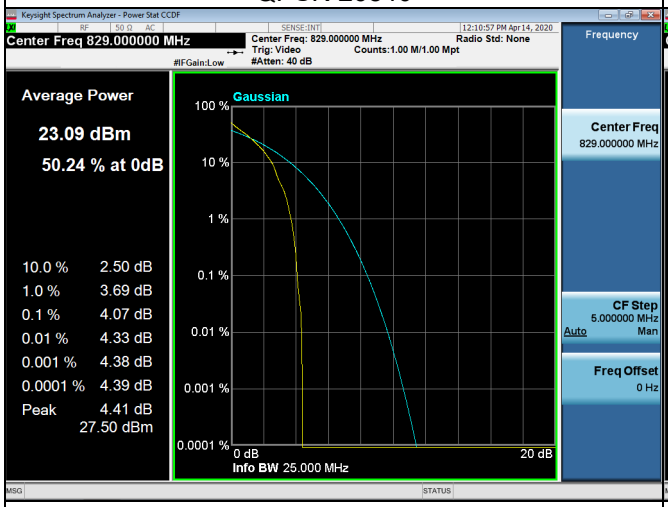

QPSK-26915

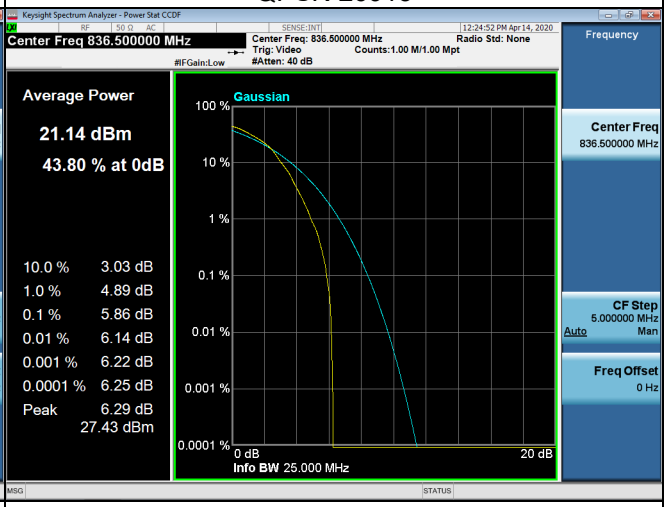

QPSK-26990

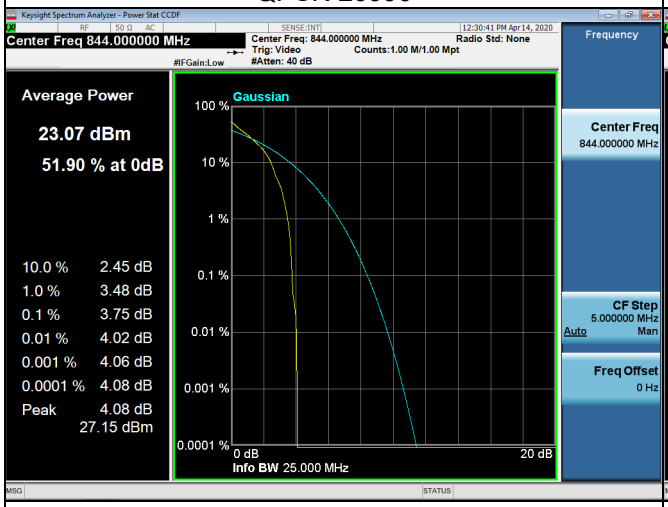

16QAM-26840

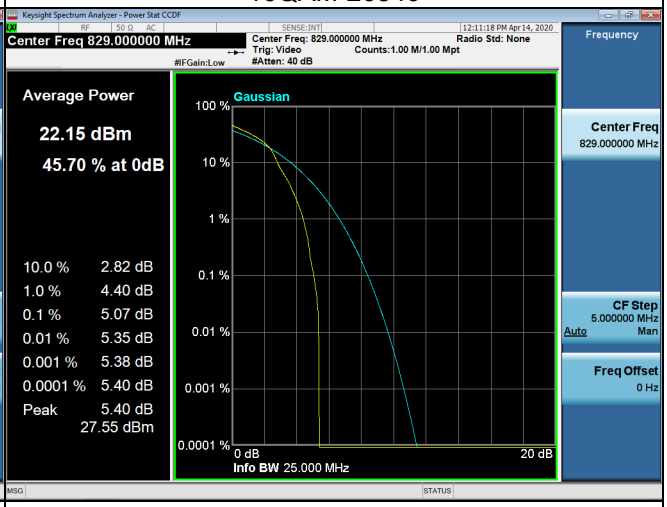

16QAM-26915

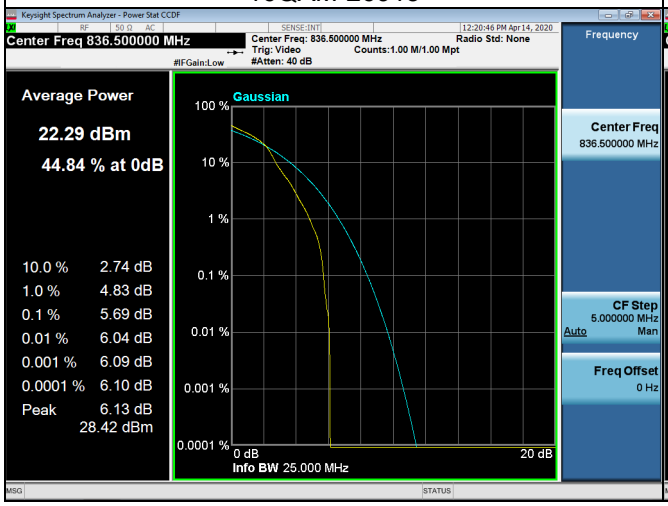

16QAM-26990

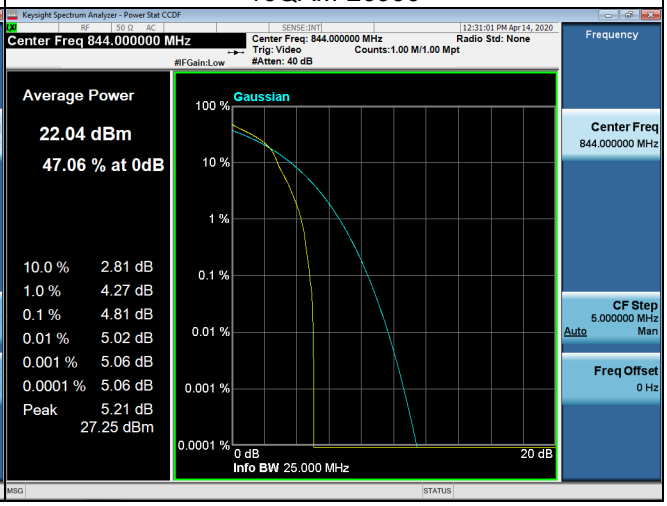

LTE Band 26_10M Spectrum Plot	
64QAM-26840	64QAM-26915
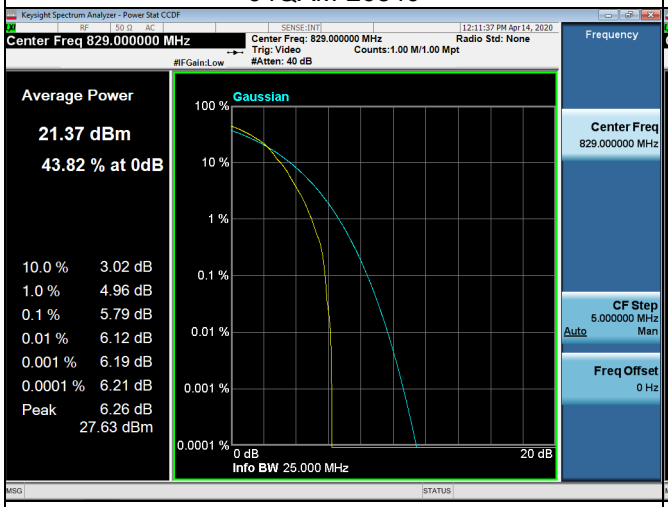	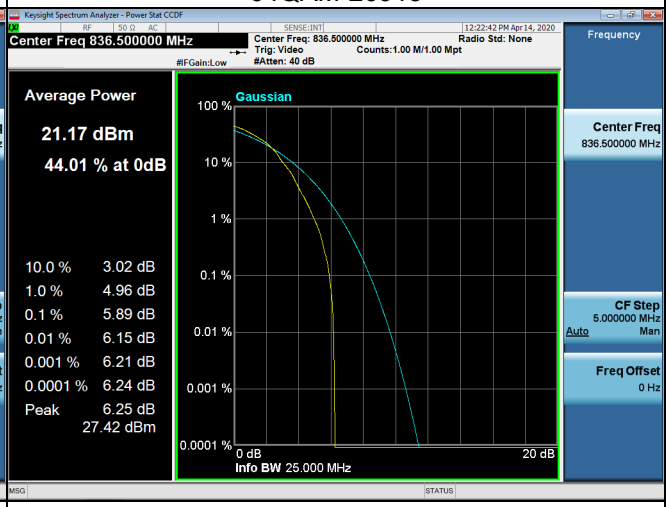
64QAM-26990	-
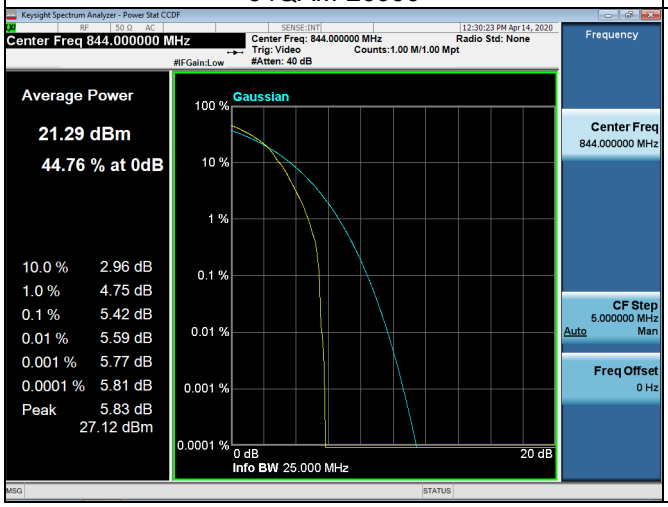	-

LTE Band 26_15M Spectrum Plot

QPSK-26865

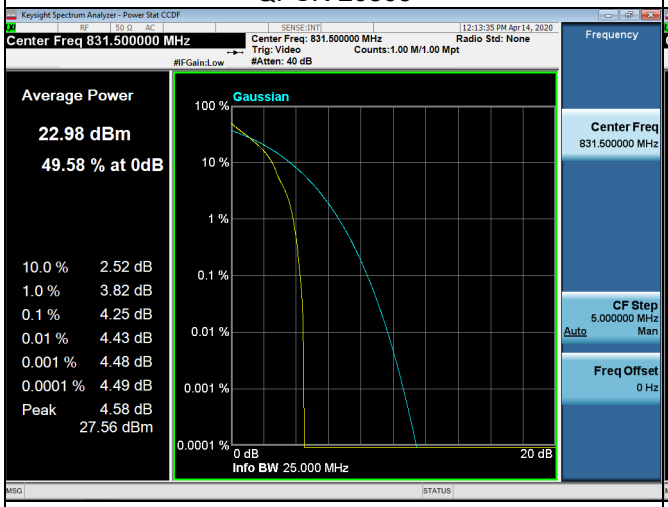

QPSK-26915

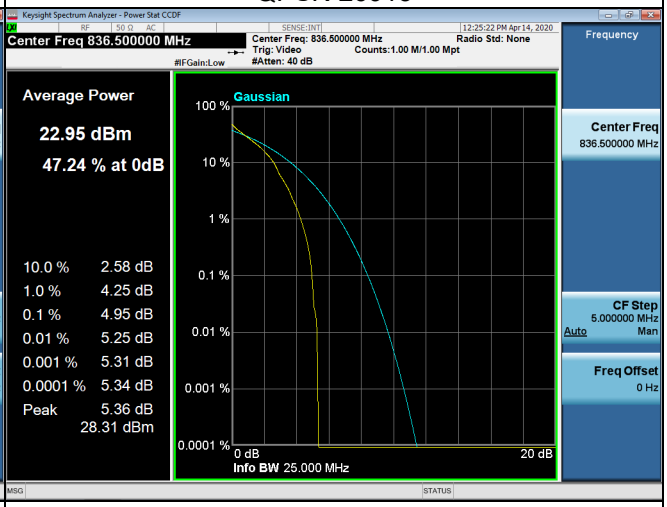

QPSK-26965

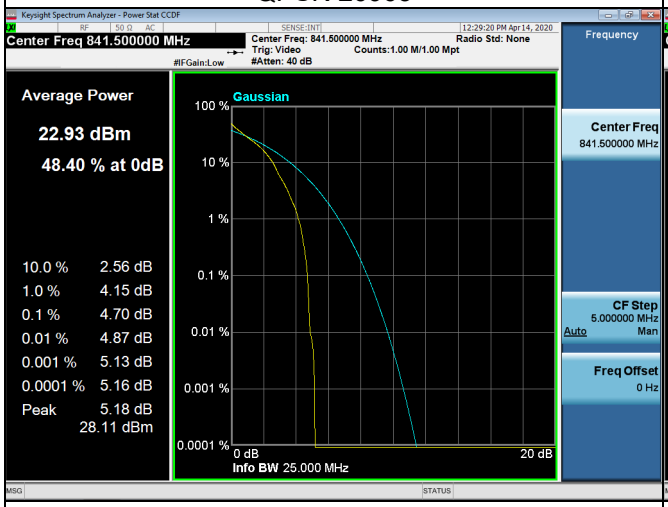

16QAM-26865

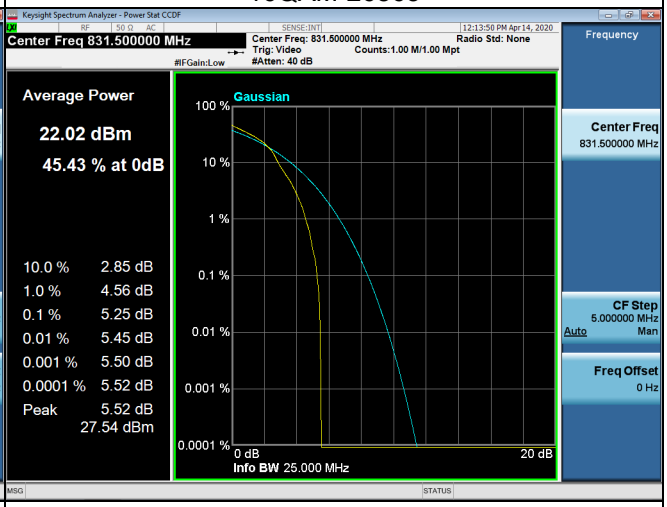

16QAM-26915

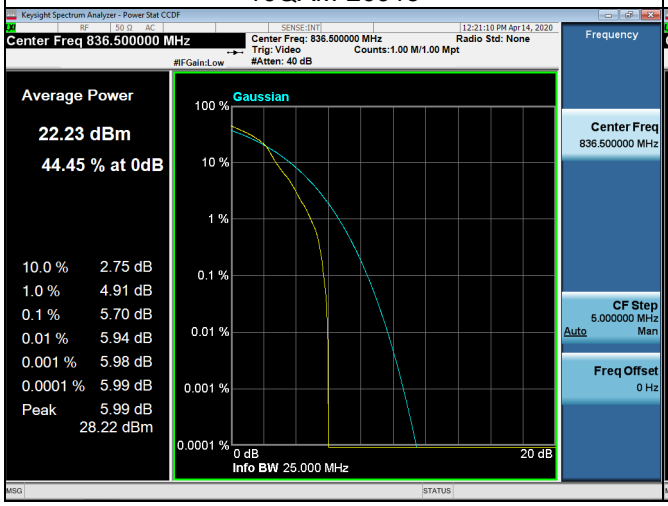

16QAM-26965

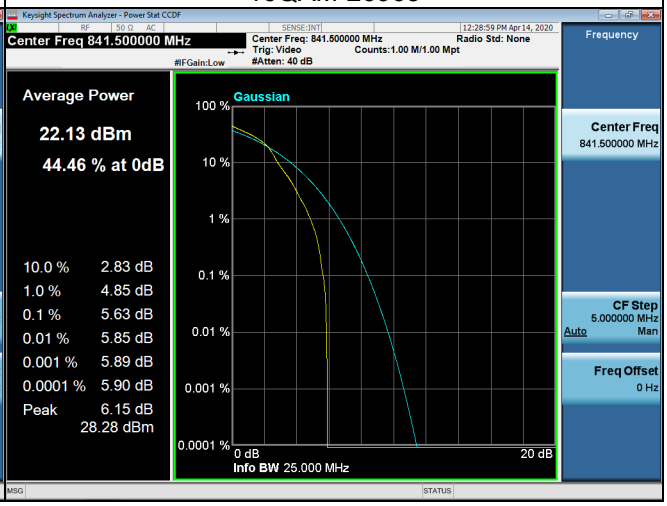

LTE Band 26_15M Spectrum Plot	
64QAM-26865	64QAM-26915
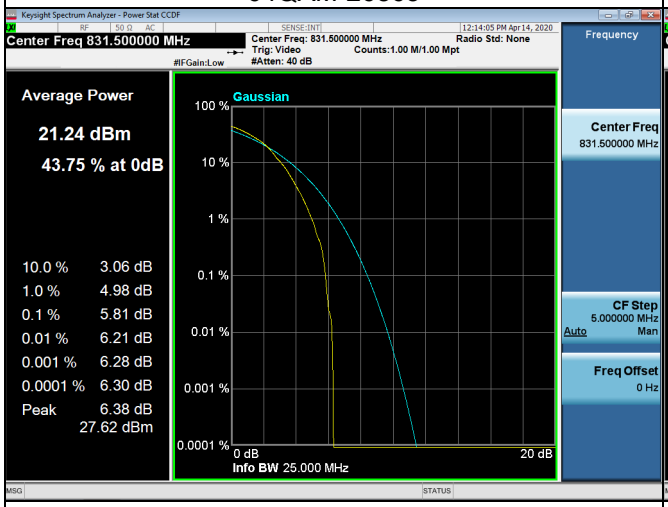	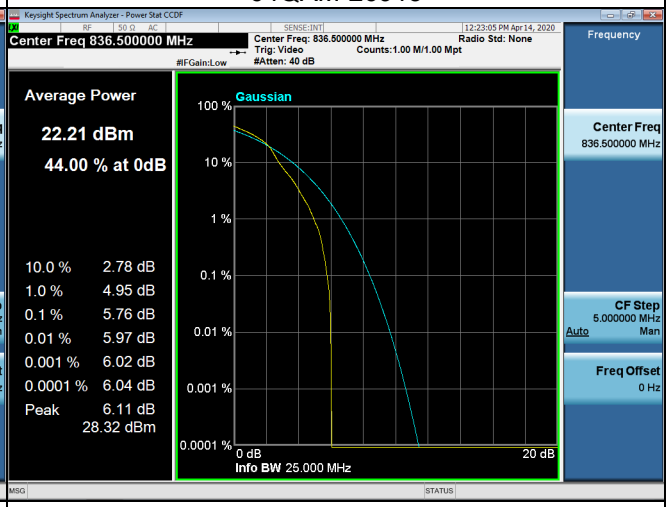
64QAM-26965	-
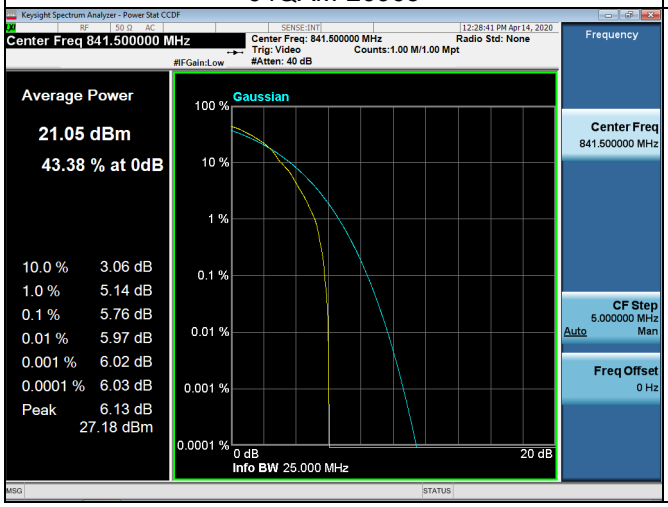	-

APPENDIX I - FREQUENCY STABILITY

Test Mode	GSM850_CH190

Temperature vs. Frequency Stabiility

Temperature(°C)	**Frequency Error (Hz)**	**Frequency Error (ppm)**	**Limit(ppm)**
0	4.35	0.005199617	±2.5
10	2.71	0.003239302	
20	6.73	0.008044466	
30	5.14	0.006143916	
35	4.46	0.005331102	
Max. Deviation (ppm)	6.73	0.008044466	

Voltage vs. Frequency Stability

Voltage(Volts)	Frequency Error (Hz)	Frequency Error (ppm)	Limit(ppm)
4.45	3.73	0.004233523	±2.5
3.87	4.63	0.005534306	
3.60	3.13	0.003741334	
Max. Deviation (ppm)	4.63	0.005534306	

Test Mode	WCDMA Band V_CH4182

Temperature vs. Frequency Stabiility

Temperature(°C)	Frequency Error (Hz)	Frequency Error (ppm)	Limit(ppm)
0	5.12	0.006121473	±2.5
10	4.92	0.005882353	
20	5.11	0.006109517	
30	2.62	0.003132473	
35	5.66	0.006767097	
Max. Deviation (ppm)	5.66	0.006767097	

Voltage vs. Frequency Stability

Voltage(Volts)	Frequency Error (Hz)	Frequency Error (ppm)	Limit(ppm)
4.45	2.23	0.002666188	±2.5
3.87	2.39	0.002857484	
3.60	3.98	0.004758489	
Max. Deviation (ppm)	3.98	0.004758489	

Test Mode	LTE Band 5_CH20525_1.4M

Temperature vs. Frequency Stabiility

Temperature(°C)	Frequency Error (Hz)	Frequency Error (ppm)	Limit(ppm)
0	5.34	0.006383742	±2.5
10	6.16	0.007364017	
20	3.87	0.00462642	
30	-3.09	-0.003693963	
35	4.57	0.00546324	
Max. Deviation (ppm)	6.16	0.007364017	

Voltage vs. Frequency Stability

Voltage(Volts)	Frequency Error (Hz)	Frequency Error (ppm)	Limit(ppm)
4.45	-2.67	-0.003191871	±2.5
3.87	-2.43	-0.002904961	
3.60	4.76	0.005690377	
Max. Deviation (ppm)	4.76	0.005690377	

Test Mode	LTE Band 5_CH20525_3M

Temperature vs. Frequency Stabiility

Temperature(°C)	Frequency Error (Hz)	Frequency Error (ppm)	Limit(ppm)
0	-3.33	-0.003980873	±2.5
10	1.83	0.002187687	
20	-5.17	-0.006180514	
30	-1.06	-0.001267185	
35	-4.07	-0.004865511	
Max. Deviation (ppm)	-5.17	-0.006180514	

Voltage vs. Frequency Stability

Voltage(Volts)	Frequency Error (Hz)	Frequency Error (ppm)	Limit(ppm)
4.45	-4.48	-0.005355649	±2.5
3.87	-5.03	-0.00601315	
3.60	1.96	0.002343096	
Max. Deviation (ppm)	-5.03	-0.00601315	

Test Mode	LTE Band 5_CH20525_5M

Temperature vs. Frequency Stabiility

Temperature(°C)	Frequency Error (Hz)	Frequency Error (ppm)	Limit(ppm)
0	-4.67	-0.005582785	±2.5
10	4.71	0.005630604	
20	5.75	0.006873879	
30	2.46	0.002940825	
35	-2.27	-0.002713688	
Max. Deviation (ppm)	5.75	0.006873879	

Voltage vs. Frequency Stability

Voltage(Volts)	Frequency Error (Hz)	Frequency Error (ppm)	Limit(ppm)
4.45	4.52	0.005403467	±2.5
3.87	-4.76	-0.005690377	
3.60	-1.79	-0.002139868	
Max. Deviation (ppm)	-4.76	-0.005690377	

Test Mode	LTE Band 5_CH20525_10M

Temperature vs. Frequency Stabiility

Temperature(°C)	Frequency Error (Hz)	Frequency Error (ppm)	Limit(ppm)
0	2.36	0.002821279	±2.5
10	3.96	0.004734011	
20	-2.06	-0.002462642	
30	5.86	0.00700538	
35	5.14	0.00614465	
Max. Deviation (ppm)	5.86	0.00700538	

Voltage vs. Frequency Stability

Voltage(Volts)	Frequency Error (Hz)	Frequency Error (ppm)	Limit(ppm)
4.45	3.94	0.004710102	±2.5
3.87	-3.87	-0.00462642	
3.60	2.67	0.003191871	
Max. Deviation (ppm)	3.94	0.004710102	

Test Mode	LTE Band 26_CH26915_1.4M

Temperature vs. Frequency Stabiility

Temperature(°C)	Frequency Error (Hz)	Frequency Error (ppm)	Limit(ppm)
0	-4.63	-0.005534967	±2.5
5	5.61	0.006706515	
15	3.21	0.003837418	
25	4.07	0.004865511	
35	1.62	0.001936641	
Max. Deviation (ppm)	5.61	0.006706515	

Voltage vs. Frequency Stability

Voltage(Volts)	Frequency Error (Hz)	Frequency Error (ppm)	Limit(ppm)
4.45	3.97	0.004745965	±2.5
3.87	-3.48	-0.004160191	
3.60	-2.99	-0.003574417	
Max. Deviation (ppm)	3.97	0.004745965	

Test Mode	LTE Band 26_CH26915_3M

Temperature vs. Frequency Stabiility

Temperature(°C)	Frequency Error (Hz)	Frequency Error (ppm)	Limit(ppm)
0	2.91	0.003478781	±2.5
5	-2.81	-0.003359235	
15	-4.45	-0.005319785	
25	-5.09	-0.006084877	
35	5.02	0.006001195	
Max. Deviation (ppm)	-5.09	-0.006084877	

Voltage vs. Frequency Stability

Voltage(Volts)	Frequency Error (Hz)	Frequency Error (ppm)	Limit(ppm)
4.45	2.40	0.002869097	±2.5
3.87	-1.41	-0.001685595	
3.60	-3.45	-0.004124328	
Max. Deviation (ppm)	-3.45	-0.004124328	

Test Mode	LTE Band 26_CH26915_5M

Temperature vs. Frequency Stabiility

Temperature(°C)	Frequency Error (Hz)	Frequency Error (ppm)	Limit(ppm)
0	1.86	0.002223551	±2.5
5	-4.24	-0.005068739	
15	2.79	0.003335326	
25	4.13	0.004937238	
35	-1.56	-0.001864913	
Max. Deviation (ppm)	-4.24	-0.005068739	

Voltage vs. Frequency Stability

Voltage(Volts)	Frequency Error (Hz)	Frequency Error (ppm)	Limit(ppm)
4.45	-3.73	-0.004459056	±2.5
3.87	6.68	0.007985655	
3.60	-3.37	-0.004028691	
Max. Deviation (ppm)	6.68	0.007985655	

Test Mode	LTE Band 26_CH26915_10M

Temperature vs. Frequency Stabiility

Temperature(°C)	Frequency Error (Hz)	Frequency Error (ppm)	Limit(ppm)
0	6.02	0.007196653	±2.5
5	1.63	0.001948595	
15	-5.46	-0.006527197	
25	0.89	0.001063957	
35	4.11	0.004913329	
Max. Deviation (ppm)	6.02	0.007196653	

Voltage vs. Frequency Stability

Voltage(Volts)	Frequency Error (Hz)	Frequency Error (ppm)	Limit(ppm)
4.45	-3.95	-0.004722056	±2.5
3.87	2.27	0.002713688	
3.60	-1.58	-0.001888822	
Max. Deviation (ppm)	-3.95	-0.004722056	

Test Mode	LTE Band 26_CH26915_15M

Temperature vs. Frequency Stabiility

Temperature(°C)	Frequency Error (Hz)	Frequency Error (ppm)	Limit(ppm)
0	6.29	0.007519426	±2.5
5	-3.81	-0.004554692	
15	3.99	0.004769874	
25	-1.11	-0.001326958	
35	0.84	0.001004184	
Max. Deviation (ppm)	6.29	0.007519426	

Voltage vs. Frequency Stability

Voltage(Volts)	Frequency Error (Hz)	Frequency Error (ppm)	Limit(ppm)
4.45	-4.02	-0.004805738	±2.5
3.87	2.84	0.003395099	
3.60	4.16	0.004973102	
Max. Deviation (ppm)	4.16	0.004973102	

End of Test Report