FCC RF TEST REPORT

ISSUED BY
Shenzhen BALUN Technology Co., Ltd.

FOR

Mobile Phone

ISSUED TO
Guangdong OPPO Mobile Telecommunications Corp., Ltd.

NO.18 Haibin Road, Wusha Village, Chang'an Town, Dongguan City, Guangdong, China

Prepared by: Ye Hongji
Date Jan. 25, 2021

Approved by: Wei Yanquan
(Chief Engineer)
Date Jan. 25, 2021

Report No.:	BL-SZ20B0945-604
EUT Name:	Mobile Phone
Model Name:	CPH2211
Brand Name:	OPPO
Test Standard:	47 CFR Part 15 Subpart E
FCC ID:	R9C-CPH2211
Test Conclusion:	Pass
Test Date:	Dec. 02, 2020 ~ Jan. 06, 2021
Date of Issue:	Jan. 25, 2021

NOTE: This test report of test results only related to testing samples, which can be duplicated completely for the legal use with the approval of the applicant; it shall not be reproduced except in full, without the written approval of Shenzhen BALUN Technology Co., Ltd. Any objections should be raised within thirty days from the date of issue. To validate the report, please contact us.

Block B, 1st FL, Baisha Science and Technology Park, Shahe Xi Road, Nanshan District, Shenzhen, Guangdong, P. R. China 518055
TEL: +86-755-66850100, FAX: +86-755-61824271
Email: qc@baluntek.com
www.baluntek.com

Revision History

Version	Issue Date	Revisions Content
Rev. 01	Jan. 25, 2021	Initial Issue

TABLE OF CONTENTS

1 ADMINISTRATIVE DATA (GENERAL INFORMATION) 4

1.1 Identification of the Testing Laboratory 4

1.2 Identification of the Responsible Testing Location 4

1.3 Laboratory Condition 4

1.4 Announce 4

2 PRODUCT INFORMATION 5

2.1 Applicant 5

2.2 Manufacturer 5

2.3 Factory 5

2.4 General Description for Equipment under Test (EUT) 5

2.5 Technical Information 6

2.6 Additional Instructions 7

2.7 Channel List 10

3 SUMMARY OF TEST RESULTS 13

3.1 Test Standards 13

3.2 Verdict 13

4 GENERAL TEST CONFIGURATIONS 14

4.1 Test Environments 14

4.2 Test Equipment List 14

4.3 Measurement Uncertainty 16

4.4 Description of Test Setup 17

5 TEST ITEMS 20

5.1 RF Output Power 20

5.2 Emission Bandwidth and 6 dB Bandwidth 21

5.3 Power Spectral density (PSD) 22

5.4 Conducted Emission 23

5.5 Radiated Spurious Emissions and Band Edge (Restricted-band) 24

ANNEX A TEST RESULT 29
A.1 RF Output Power 29
A.2 Emission Bandwidth & 99% Bandwidth 31
A.3 6 dB Bandwidth 33
A.4 Power Spectral Density 34
A.5 Conducted Emissions 36
A.6 Radiated Spurious Emissions and Band Edge (Restricted-band) 38
ANNEX B TEST SETUP PHOTOS 117
ANNEX C EUT EXTERNAL PHOTOS 117
ANNEX D EUT INTERNAL PHOTOS 117

1 ADMINISTRATIVE DATA (GENERAL INFORMATION)

1.1 Identification of the Testing Laboratory

Company Name	Shenzhen BALUN Technology Co., Ltd.
Address	Block B, 1st FL, Baisha Science and Technology Park, Shahe Xi Road, Nanshan District, Shenzhen, Guangdong Province, P. R. China
Phone Number	+86 755 6685 0100

1.2 Identification of the Responsible Testing Location

Test Location	Shenzhen BALUN Technology Co., Ltd.
Address	Block B, 1st FL, Baisha Science and Technology Park, Shahe Xi Road, Nanshan District, Shenzhen, Guangdong Province, P. R. China
Description	All measurement facilities used to collect the measurement data are located at Block B, FL 1, Baisha Science and Technology Park, Shahe Xi Road, Nanshan District, Shenzhen, Guangdong Province, P. R. China 518055

1.3 Laboratory Condition

Ambient Temperature	20℃ to 25℃
Ambient Relative Humidity	45% to 55%
Ambient Pressure	100 kPa to 102 kPa

1.4 Announce

(1) The test report reference to the report template version v4.4.

(2) The test report is invalid if not marked with the signatures of the persons responsible for preparing and approving the test report.

(3) The test report is invalid if there is any evidence and/or falsification.

(4) The results documented in this report apply only to the tested sample, under the conditions and modes of operation as described herein.

(5) This document may not be altered or revised in any way unless done so by BALUN and all revisions are duly noted in the revisions section.

(6) Content of the test report, in part or in full, cannot be used for publicity and/or promotional purposes without prior written approval from the laboratory.

(7) The laboratory is only responsible for the data released by the laboratory, except for the part provided by the applicant.

2 PRODUCT INFORMATION

2.1 Applicant

Applicant	Guangdong OPPO Mobile Telecommunications Corp., Ltd.
Address	NO.18 Haibin Road, Wusha Village, Chang'an Town, Dongguan City, Guangdong, China

2.2 Manufacturer

Manufacturer	Guangdong OPPO Mobile Telecommunications Corp., Ltd.
Address	NO.18 Haibin Road, Wusha Village, Chang'an Town, Dongguan City, Guangdong, China

2.3 Factory

Factory	Guangdong OPPO Mobile Telecommunications Corp., Ltd.
Address	NO.18 Haibin Road, Wusha Village, Chang'an Town, Dongguan City, Guangdong, China

2.4 General Description for Equipment under Test (EUT)

EUT Name	Mobile Phone
Model Name Under Test	CPH2211
Series Model Name	N/A
Description of Model name differentiation	N/A
Hardware Version	11
Software Version	ColorOS V5.2
Dimensions (Approx.)	160.1*73.4*7.8 mm
Weight (Approx.)	175g (with battery)

2.5 Technical Information

Network and Wireless connectivity	2G Network GSM/GPRS/EDGE 850/1900 MHz 3G Network WCDMA/HSDPA/HSUPA/HSPA+ Band 2/4/5 4G Network LTE FDD Band 2/4/5/7/12/17/26/66 LTE TDD Band 38/41 LTE CA Uplink (UL): CA_7C, CA_38C, CA_41C 5G Network SA: NR n5/n7/n38/n41/n66 NSA(EN-DC): DC_5A_n66A, DC_7A_n66A, DC_12A_n66A Bluetooth (BR+EDR+BLE) 2.4G WIFI 802.11b, 802.11g, 802.11n(HT20/40) 5G WIFI 802.11a, 802.11n(HT20/40), 802.11ac(VHT20/40/80) U-NII-1/2A/2C/3, GPS, GLONASS, BDS, Galileo, SBAS, FM Recevier, NFC

The requirement for the following technical information of the EUT was tested in this report:

Frequency Range	U-NII-1: 5150 MHz to 5250 MHz, U-NII-2A: 5250 MHz to 5350 MHz, U-NII-2C: 5470 MHz to 5725 MHz U-NII-3: 5725 MHz to 5850 MHz
Product Type	☐ Mobile ☒ Portable ☐ Fix Location
Modulation technology	OFDM
Modulation Type	256QAM, 64QAM, 16QAM, BPSK, QPSK
Product Type	Portable for FCC standard
Transfer Rate (Mbps) (Single RF path)	802.11a: 54/ 48/ 36/ 24/ 18/ 12/ 9/ 6 Mbps 802.11n: up to 150 Mbps 802.11ac: up to VHT-MCS9
Channel Bandwidth	802.11a: 20 MHz 802.11n: 20 MHz, 40 MHz 802.11ac: 20 MHz, 40 MHz, 80 MHz
Maximum Output Power	U-NII-1: 18.37 dBm U-NII-2A: 17.56 dBm U-NII-2C: 18.23 dBm U-NII-3: 18.15 dBm
Antenna System (eg., MIMO, Smart Antenna)	N/A
Categorization as Correlated or Completely Uncorrelated	N/A
Antenna Type	PIFA Antenna
Antenna Gain	-3 dBi (In test items related to antenna gain, the final results reflect this figure. This value is provided by the applicant.)
About the Product	The equipment is Mobile Phone, intended for used with information technology equipment.

2.6 Additional Instructions

EUT Software Settings:

Mode	☒ Special software is used. The software provided by client to enable the EUT under transmission condition continuously at specific channel frequencies individually.

During testing, Channel and Power Controlling Software provided by the customer was used to control the operating channel as well as the output power level. The RF output power selection is for the setting of RF output power expected by the customer and is going to be fixed on the firmware of the final end product.

Test Software Version	*#36446337#*

U-NII-1 (5150 - 5250 MHz) Power level setup in software			
Mode	Channel	Frequency (MHz)	Soft Set
11a	CH36	5180	12.00
11a	CH44	5220	17.00
11a	CH48	5240	17.00
11n (HT20)	CH36	5180	10.50
11n (HT20)	CH44	5220	17.00
11n (HT20)	CH48	5240	17.00
11n (HT40)	CH38	5190	9.50
11n (HT40)	CH46	5230	17.00
11ac (VHT20)	CH36	5180	12.00
11ac (VHT20)	CH44	5220	17.00
11ac (VHT20)	CH48	5240	17.00
11ac (VHT40)	CH38	5190	11.00
11ac (VHT40)	CH46	5230	17.00
11ac (VHT80)	CH42	5210	10.00

U-NII-2A (5250 - 5350 MHz) Power level setup in software			
Mode	Channel	Frequency (MHz)	Soft Set
11a	CH52	5260	17.00
11a	CH60	5300	17.00
11a	CH64	5320	14.00
11n (HT20)	CH52	5260	17.00
11n (HT20)	CH60	5300	17.00
11n (HT20)	CH64	5320	12.00
11n (HT40)	CH54	5270	17.00
11n (HT40)	CH62	5310	12.00
11ac (VHT20)	CH52	5260	17.00
11ac (VHT20)	CH60	5300	17.00
11ac (VHT20)	CH64	5320	12.00
11ac (VHT40)	CH54	5270	17.00
11ac (VHT40)	CH62	5310	11.50
11ac (VHT80)	CH58	5290	12.00

U-NII-2C (5470 - 5725 MHz) Power level setup in software			
Mode	Channel	Frequency (MHz)	Soft Set
11a	CH100	5500	12.50
11a	CH116	5580	17.00
11a	CH140	5700	13.00
11n (HT20)	CH100	5500	12.50
11n (HT20)	CH116	5580	17.00
11n (HT20)	CH140	5700	11.00
11n (HT40)	CH102	5510	10.50
11n (HT40)	CH118	5590	17.00
11n (HT40)	CH134	5670	12.00
11ac (VHT20)	CH100	5500	12.50
11ac (VHT20)	CH116	5580	17.00
11ac (VHT20)	CH140	5700	12.50
11ac (VHT40)	CH102	5510	11.50
11ac (VHT40)	CH118	5590	17.00
11ac (VHT40)	CH134	5670	13.50
11ac (VHT80)	CH106	5530	12.00
11ac (VHT80)	CH122	5610	16.00

U-NII-3 (5725 - 5850 MHz) Power level setup in software			
Mode	Channel	Frequency (MHz)	Soft Set
11a	CH149	5745	17.00
11a	CH157	5785	17.00
11a	CH165	5825	17.00
11n (HT20)	CH149	5745	17.00
11n (HT20)	CH157	5785	17.00
11n (HT20)	CH165	5825	17.00
11n (HT40)	CH151	5755	17.00
11n (HT40)	CH159	5795	17.00
11ac (VHT20)	CH149	5745	17.00
11ac (VHT20)	CH157	5785	17.00
11ac (VHT20)	CH165	5825	17.00
11ac (VHT40)	CH151	5755	17.00
11ac (VHT40)	CH159	5795	17.00
11ac (VHT80)	CH155	5775	14.50

Run Software:

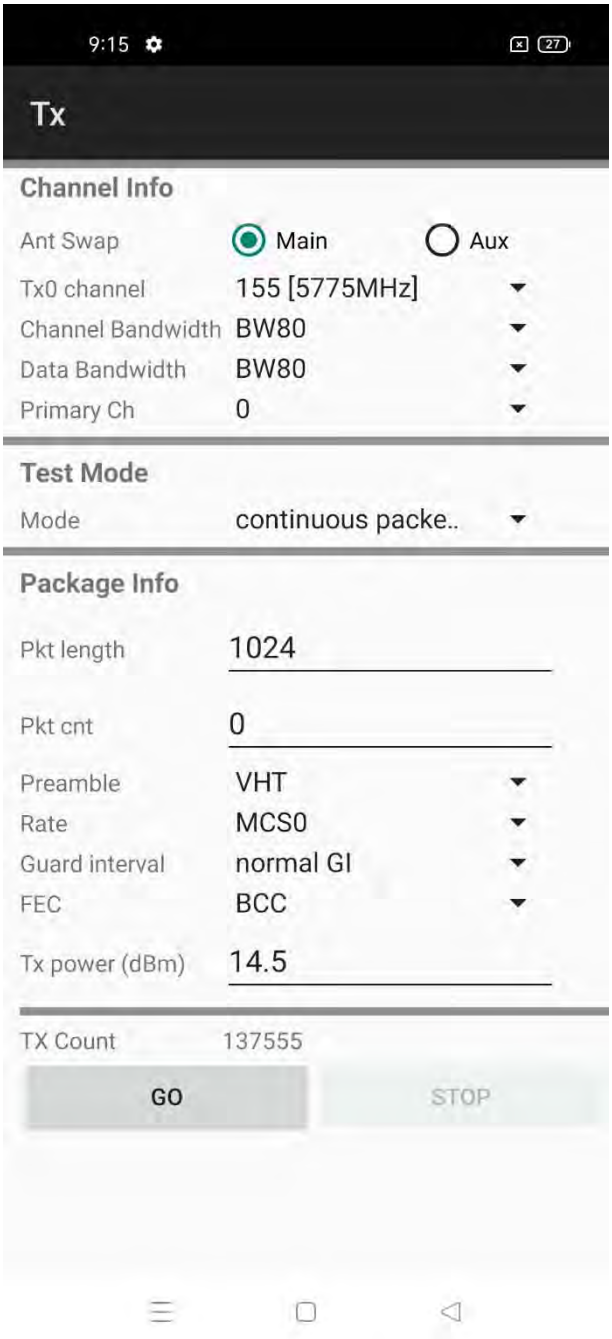

2.7 Channel List

20 MHz		40 MHz		80 MHz	
Channel Number	Frequency (MHz)	Channel Number	Frequency (MHz)	Channel Number	Frequency (MHz)
36	**5180**	**38**	**5190**	**42**	**5210**
40	5200	**46**	**5230**	**58**	**5290**
44	**5220**	**54**	**5270**	**106**	**5530**
48	**5240**	**62**	**5310**	**122**	**5610**
52	**5260**	**102**	**5510**	**155**	**5775**
56	5280	**118**	**5590**		
60	**5300**	**134**	**5670**		
64	**5320**	**151**	**5755**		
100	**5500**	**159**	**5795**		
104	5520				
108	5540				
112	5560				
116	**5580**				
132	5660				
136	5680				
140	**5700**				
144	**5720**				
149	**5745**				
153	5765				
157	**5785**				
161	5805				
165	**5825**				

Note: Until further notice, devices subject to this section shall not be capable of transmitting in the band 5600-5650 MHz. This restriction is for the protection of weather radars operating in this band.

The Lowest frequency, the middle frequency and the highest frequency of channel were selected to perform the test, and the selected channel see below:

For 802.11a/n(HT20)/ac(VHT20)

U-NII-1 (5150 - 5250 MHz)			U-NII-2A (5250 - 5350 MHz)		
Channel Number	Channel	Frequency (MHz)	Channel Number	Channel	Frequency (MHz)
36	Low	5180	52	Low	5260
44	Mid	5220	60	Mid	5300
48	High	5240	64	High	5320

U-NII-2C (5470 - 5725 MHz)			U-NII-3 (5725 - 5850 MHz)		
Channel Number	Channel	Frequency (MHz)	Channel Number	Channel	Frequency (MHz)
100	Low	5500	149	Low	5745
116	Mid	5580	157	Mid	5785
140	High	5700	165	High	5825

For 802.11n(HT40)/ac(VHT40)

U-NII-1 (5150 - 5250 MHz)			U-NII-2A (5250 - 5350 MHz)		
Channel Number	Channel	Frequency (MHz)	Channel Number	Channel	Frequency (MHz)
38	Low	5190	54	Low	5270
46	High	5230	62	High	5310

U-NII-2C (5150 - 5250 MHz)			U-NII-3 (5725 - 5850 MHz)		
Channel Number	Channel	Frequency (MHz)	Channel Number	Channel	Frequency (MHz)
102	Low	5510	151	Low	5755
118	Mid	5590	159	High	5795
134	High	5670			

For 802.11ac(VHT80)

U-NII-1 (5150 - 5250 MHz)			U-NII-2A (5250 - 5350 MHz)		
Channel Number	Channel	Frequency (MHz)	Channel Number	Channel	Frequency (MHz)
42	Mid	5210	58	Mid	5290

U-NII-2C (5470 - 5725 MHz)			U-NII-3 (5725 - 5850 MHz)		
Channel Number	Channel	Frequency (MHz)	Channel Number	Channel	Frequency (MHz)
106	Low	5530	155	Mid	5775
122	High	5610			

Note: Preliminary tests were performed in different data rate in above table to find the worst radiated emission. The data rate shown in the table below is the worst-case rate with respect to the specific test item. Investigation has been done on all the possible configurations for searching the worst cases. The following table is a list of the test modes shown in this test report.

Test Items	Mode	Data Rate	Modulation Type	U-NII-1 Channel	U-NII-2A Channel	U-NII-2C Channel	U-NII-3 Channel
RF Output Power	11a	6	BPSK	48/44/36	64/60/52	140/116/100	165/157/149
	11n(20 MHz)	6.5		48/44/36	64/60/52	140/116/100	165/157/149
	11n(40 MHz)	13.5		46/38	62/54	134/118/102	159/151
	11ac(20 MHz)	6.5		48/44/36	64/60/52	140/116/100	165/157/149
	11ac(40 MHz)	13.5		46/38	62/54	134/118/102	159/151
	11ac(80 MHz)	29.3		42	58	122/106	155
Emission Bandwidth & 99% Occupied Bandwidth	11a	6	BPSK	48/44/36	64/60/52	140/116/100	165/157/149
	11n(20 MHz)	6.5		48/44/36	64/60/52	140/116/100	165/157/149
	11n(40 MHz)	13.5		46/38	62/54	134/118/102	159/151
	11ac(20 MHz)	6.5		48/44/36	64/60/52	140/116/100	165/157/149
	11ac(40 MHz)	13.5		46/38	62/54	134/118/102	159/151
	11ac(80 MHz)	29.3		42	58	122/106	155
6 dB bandwidth	11a	6	BPSK	N/A	N/A	N/A	165/157/149
	11n(20 MHz)	6.5		N/A	N/A	N/A	165/157/149
	11n(40 MHz)	13.5		N/A	N/A	N/A	159/151
	11ac(20 MHz)	6.5		N/A	N/A	N/A	165/157/149
	11ac(40 MHz)	13.5		N/A	N/A	N/A	159/151
	11ac(80 MHz)	29.3		N/A	N/A	N/A	155
Power Spectral Density	11a	6	BPSK	48/44/36	64/60/52	140/116/100	165/157/149
	11n(20 MHz)	6.5		48/44/36	64/60/52	140/116/100	165/157/149
	11n(40 MHz)	13.5		46/38	62/54	134/118/102	159/151
	11ac(20 MHz)	6.5		48/44/36	64/60/52	140/116/100	165/157/149
	11ac(40 MHz)	13.5		46/38	62/54	134/118/102	159/151
	11ac(80 MHz)	29.3		42	58	122/106	155
Radiated Spurious Emissions	11a	6	BPSK	48/44/36	64/60/52	140/116/100	165/157/149
	11n(20 MHz)	6.5		48/44/36	64/60/52	140/116/100	165/157/149
	11n(40 MHz)	13.5		46/38	62/54	134/118/102	159/151
	11ac(20 MHz)	6.5		48/44/36	64/60/52	140/116/100	165/157/149
	11ac(40 MHz)	13.5		46/38	62/54	134/118/102	159/151
	11ac(80 MHz)	29.3		42	58	122/106	155
Band Edge (Restricted -band)	11a	6	BPSK	48/44/36	64/60/52	140/116/100	165/157/149
	11n(20 MHz)	6.5		48/44/36	64/60/52	140/116/100	165/157/149
	11n(40 MHz)	13.5		46/38	62/54	134/118/102	159/151
	11ac(20 MHz)	6.5		48/44/36	64/60/52	140/116/100	165/157/149
	11ac(40 MHz)	13.5		46/38	62/54	134/118/102	159/151
	11ac(80 MHz)	29.3		42	58	122/106	155

3 SUMMARY OF TEST RESULTS

3.1 Test Standards

No.	Identity	Document Title
1	47 CFR Part 15 Subpart E (10-1-16 Edition)	Unlicensed National Information Infrastructure Devices
2	KDB Publication 789033 D02v02r01	Guidelines for Compliance Testing of Unlicensed National Information Infrastructure (U-NII) Devices Part 15, Subpart E
3	ANSI C63.10-2013	American National Standard for Testing Unlicensed Wireless Devices

3.2 Verdict

No.	Description	FCC Part No.	Test Result	Verdict
1	Antenna Requirement	15.203	--	Pass[Note1]
2	RF Output Power	15.407(a)	ANNEX A.1	Pass
3	Emission Bandwidth & 99% Occupied Bandwidth	15.407(a)	ANNEX A.2	Pass
4	6 dB bandwidth	15.407(e)	ANNEX A.3	Pass
5	Power Spectral Density	15.407(a)	ANNEX A.4	Pass
6	Conducted Emission	15.207	ANNEX A.5	Pass
7	Radiated Spurious Emissions and Band Edge (Restricted-band)	15.407(b)	ANNEX A.6	Pass
8	Receiver Spurious Emissions	--	--	N/A[Note2]

Note [1]: The EUT has a permanently and irreplaceable attached antenna, which complies with the requirement FCC 15.203.

Note [2]: Only radio communication receivers operating in stand-alone mode within the U-NII-30-960 MHz, as well as scanner receivers, are subject to Industry Canada requirements, so this test is not applicable.

Note [3]: Under all normal operating conditions specified in the user manual, frequency stability can keep radiation within the operating frequency band.

4 GENERAL TEST CONFIGURATIONS

4.1 Test Environments

During the measurement, the normal environmental conditions were within the listed ranges:

Relative Humidity	45% to 55%	
Atmospheric Pressure	100 kPa to 102 kPa	
Temperature	NT (Normal Temperature)	+22℃ to +25℃
	LT (Low Temperature)	0 °C
	HT (High Temperature)	+35 °C
Working Voltage of the EUT	NV (Normal Voltage)	3.87 V
	LV (Low Voltage)	3.60 V
	HV (High Voltage)	4.45 V

4.2 Test Equipment List

Description	Manufacturer	Model	Serial No.	Cal. Date	Cal. Due
Spectrum Analyzer	ROHDE&SCHWARZ	FSV-30	103118	2020.06.08	2021.06.07
Switch Unit with OSP-B157	ROHDE&SCHWARZ	OSP120	101270	2020.06.08	2021.06.07
EMI Receiver	KEYSIGHT	N9038A	MY53220118	2020.06.09	2021.06.08
EMI Receiver	ROHDE&SCHWARZ	ESRP	101036	2020.06.09	2021.06.08
LISN	SCHWARZBECK	NSLK 8127	8127-687	2020.06.09	2021.06.08
Bluetooth Tester	ROHDE&SCHWARZ	CBT	101005	2020.06.08	2021.06.07
Bluetooth Signaling Unit	ROHDE&SCHWARZ	CMW270	100607	2020.06.08	2021.06.07
Bluetooth Signaling Unit	ROHDE&SCHWARZ	CMW500	142028	2020.06.08	2021.06.07
DC Power Supply	ROHDE&SCHWARZ	HMP2020	018141664	2020.06.08	2021.06.07
Power Splitter	KMW	DCPD-LDC	1305003215	--	--
Power Sensor	ROHDE&SCHWARZ	NRP-Z21	103971	2020.06.08	2021.06.07
Attenuator (20 dB)	KMW	ZA-S1-201	110617091	--	--
Attenuator (6 dB)	KMW	ZA-S1-61	1305003189	--	--
Temperature Chamber	AHK	SP20	1412	2020.06.10	2021.06.09
Test Antenna-Loop(9 kHz-30 MHz)	SCHWARZBECK	FMZB 1519	1519-037	2019.10.29	2021.10.28
Test Antenna-Bi-Log(30 MHz-3 GHz)	SCHWARZBECK	VULB 9163	9163-624	2019.07.02	2021.07.01
Test Antenna-Horn(1-18 GHz)	SCHWARZBECK	BBHA 9120D	9120D-1917	2019.07.02	2021.07.01
Test Antenna-Horn (18-40 GHz)	A-INFO	LB-180400KF	J211060273	2019.01.06	2021.01.05
Anechoic Chamber	RAINFORD	9m*6m*6m	N/A	2017.02.21	2022.02.20
Anechoic Chamber	EMC Electronic Co., Ltd	20.10*11.60*7.35m	N/A	2018.08.08	2021.08.07
Shielded Enclosure	ChangNing	CN-130701	130703	--	--
Signal Generator	ROHDE&SCHWARZ	SMB100A	177746	2020.06.08	2021.06.07
Power Amplifier	OPHIR RF	5225F	1037	2020.02.19	2021.02.18
Power Amplifier	OPHIR RF	5273F	1016	2020.02.19	2021.02.18

Description	Manufacturer	Model	Serial No.	Cal. Date	Cal. Due
Directional Coupler	Werlantone	C5982-10	109275	N/A	N/A
Directional Coupler	Werlantone	CHP-273E	S00801z-01	N/A	N/A
Sound Level Meter	B&K	NL-20	00844023	2020.10.23	2021.10.22
Ear Simulator	B&K	4192-L-001	3038758	2020.02.19	2021.02.18
Audio analyzer	B&K	UPL 16	100129	2020.02.28	2021.02.27

Description	Manufacturer	Model	Serial No.	Cal. Date	Cal. Due
Spectrum Analyzer	ROHDE&SCHWARZ	FSV-30	103118	2020.06.08	2021.06.07
Switch Unit with OSP-B157	ROHDE&SCHWARZ	OSP120	101270	2020.06.08	2021.06.07
EMI Receiver	KEYSIGHT	N9038A	MY53220118	2020.06.09	2021.06.08
EMI Receiver	ROHDE&SCHWARZ	ESRP	101036	2020.06.09	2021.06.08
LISN	SCHWARZBECK	NSLK 8127	8127-687	2020.06.09	2021.06.08
Bluetooth Tester	ROHDE&SCHWARZ	CBT	101005	2020.06.08	2021.06.07
DC Power Supply	ROHDE&SCHWARZ	HMP2020	018141664	2020.06.08	2021.06.07
Power Splitter	KMW	DCPD-LDC	1305003215	--	--
Power Sensor	ROHDE&SCHWARZ	NRP-Z21	103971	2020.06.08	2021.06.07
Attenuator (20 dB)	KMW	ZA-S1-201	110617091	--	--
Attenuator (6 dB)	KMW	ZA-S1-61	1305003189	--	--
Temperature Chamber	AHK	SP20	1412	2020.06.10	2021.06.09
Test Antenna-Loop(9 kHz-30 MHz)	SCHWARZBECK	FMZB 1519	1519-037	2019.10.29	2021.10.28
Test Antenna-Bi-Log(30 MHz-3 GHz)	SCHWARZBECK	VULB 9163	9163-624	2019.07.02	2021.07.01
Test Antenna-Horn(1-18 GHz)	SCHWARZBECK	BBHA 9120D	9120D-1917	2019.07.02	2021.07.01
Test Antenna-Horn (18-40 GHz)	A-INFO	LB-180400KF	J211060273	2021.01.05	2023.01.04
Anechoic Chamber	RAINFORD	9m*6m*6m	N/A	2017.02.21	2022.02.20
Anechoic Chamber	EMC Electronic Co., Ltd	20.10*11.60*7.35m	N/A	2018.08.08	2021.08.07
Shielded Enclosure	ChangNing	CN-130701	130703	--	--
Signal Generator	ROHDE&SCHWARZ	SMB100A	177746	2020.06.08	2021.06.07
Power Amplifier	OPHIR RF	5225F	1037	2020.02.19	2021.02.18
Power Amplifier	OPHIR RF	5273F	1016	2020.02.19	2021.02.18
Directional Coupler	Werlantone	C5982-10	109275	N/A	N/A
Directional Coupler	Werlantone	CHP-273E	S00801z-01	N/A	N/A
Sound Level Meter	B&K	NL-20	00844023	2020.10.23	2021.10.22
Ear Simulator	B&K	4192-L-001	3038758	2020.02.19	2021.02.18
Audio analyzer	B&K	UPL 16	100129	2020.02.28	2021.02.27

4.3 Measurement Uncertainty

The following measurement uncertainty levels have been estimated for tests performed on the EUT as specified in CISPR 16-4-2.

This uncertainty represents an expanded uncertainty expressed at approximately the 95% confidence level using a coverage factor of k=2.

Measurement	Value
Occupied Channel Bandwidth	±4%
RF output power, conducted	±1.4 dB
Power Spectral Density, conducted	±2.5 dB
Unwanted Emissions, conducted	±2.8 dB
All emissions, radiated	±5.4 dB
Temperature	±1°C
Humidity	±4%

4.4 Description of Test Setup

4.4.1 For Antenna Port Test

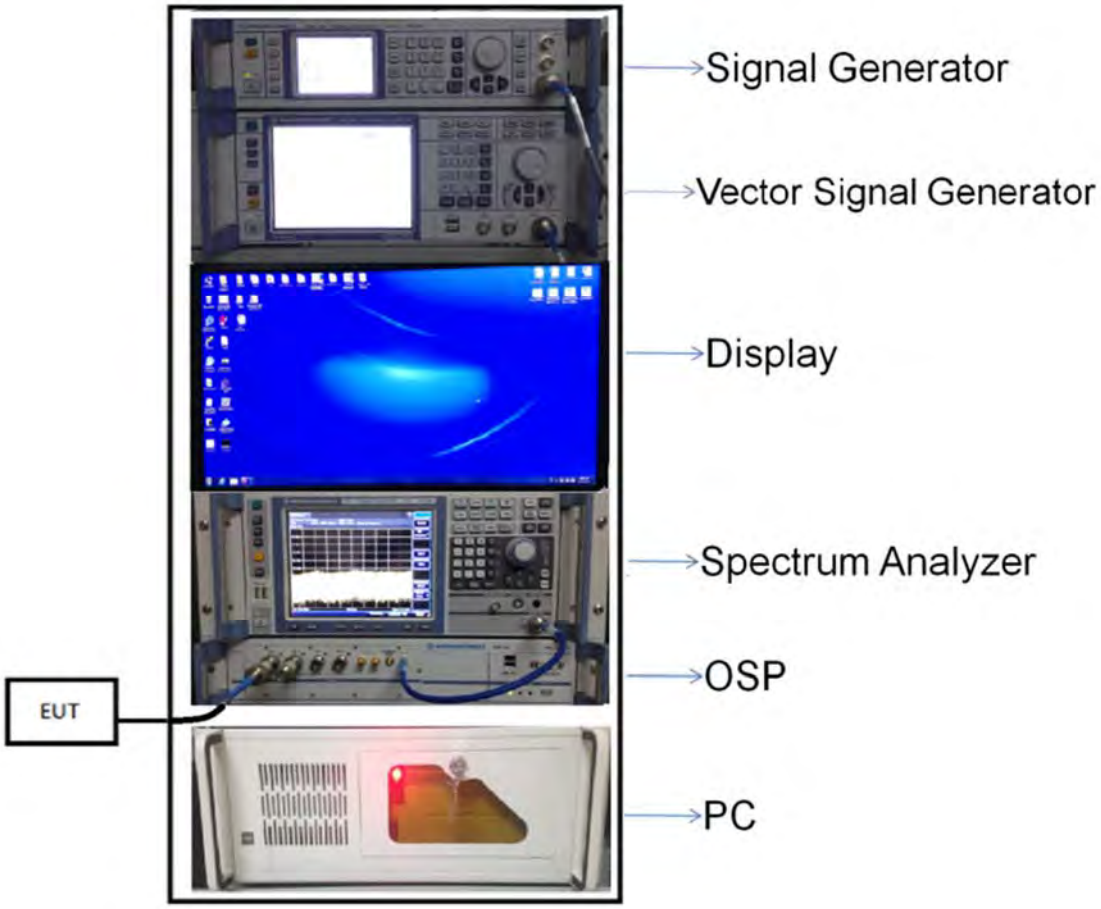

(Diagram 1)

4.4.2 For AC Power Supply Port Test

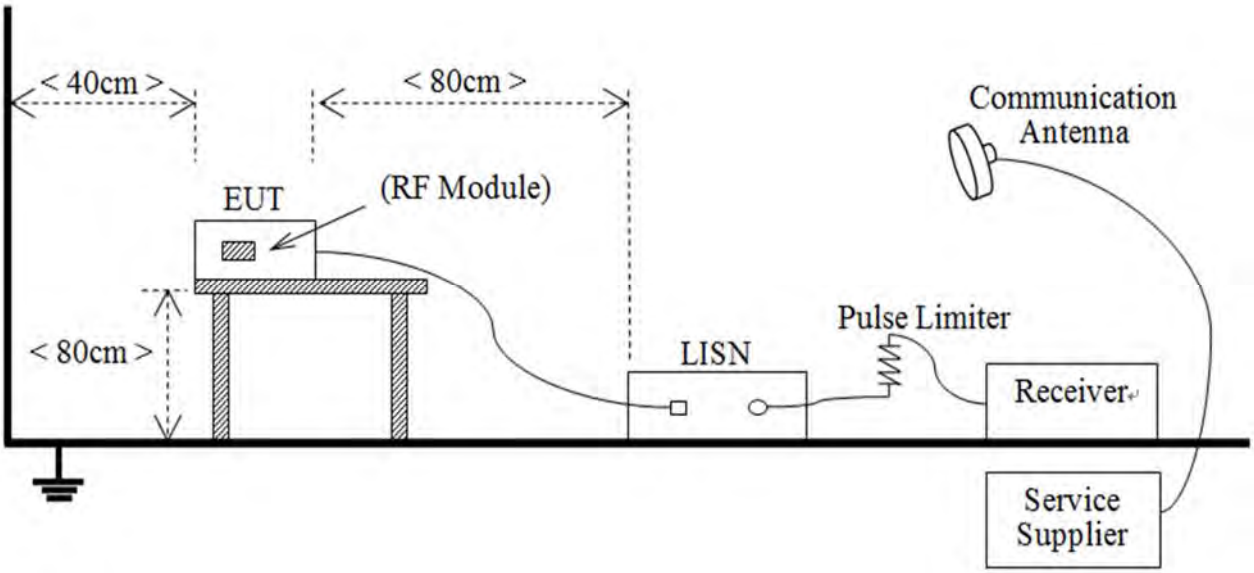

(Diagram 2)

4.4.3 For Radiated Test (Below 30 MHz)



(Diagram 3)

4.4.4 For Radiated Test (30 MHz-1 GHz)

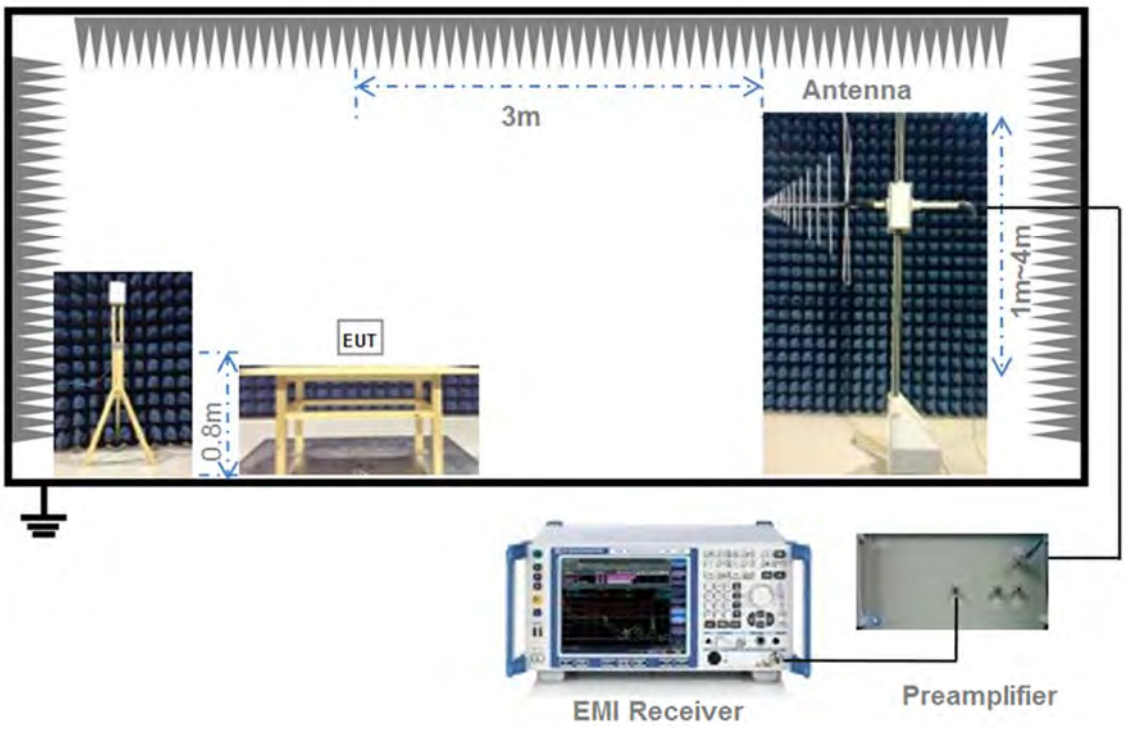

(Diagram 4)

4.4.5 For Radiated Test (Above 1 GHz)

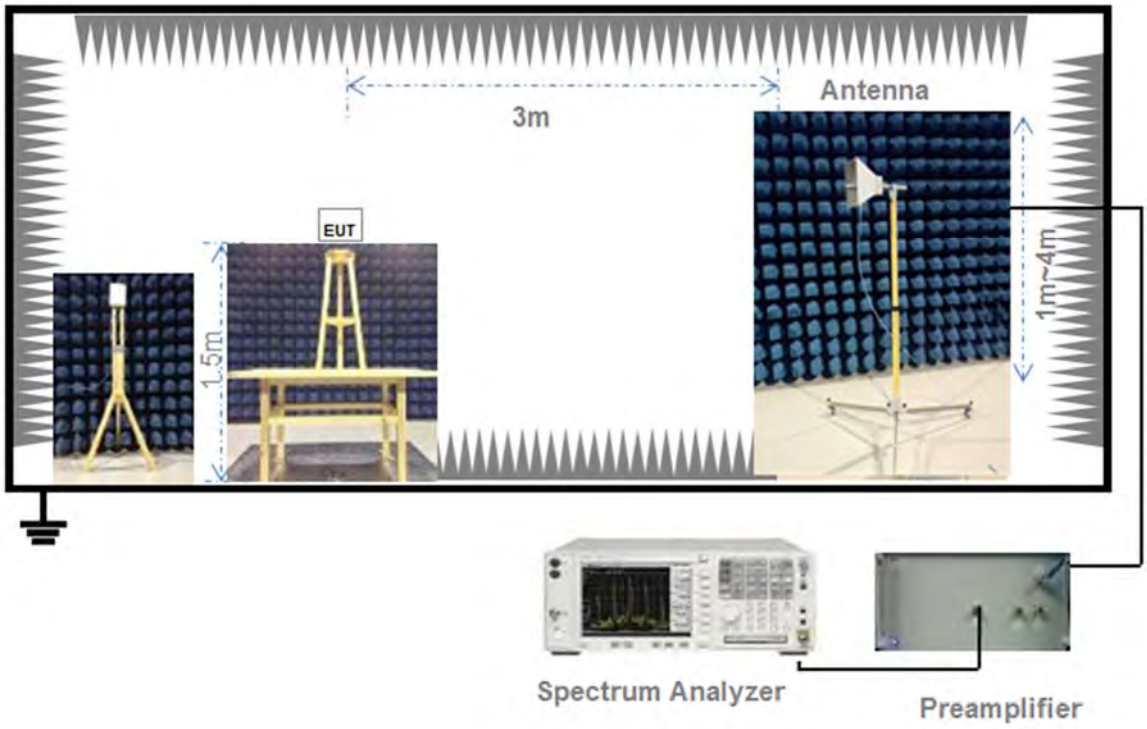

(Diagram 5)

5 TEST ITEMS

5.1 RF Output Power

5.1.1 Test Limit

FCC §15.407(a)

The maximum conducted output power should not exceed:

Frequency Band (MHz)	Limit
5150-5250	250 mW
5250-5350	250 mW or 11 dBm + 10log B, whichever is less.
5470-5725	250 mW or 11 dBm + 10log B, whichever is less.
5725-5850	1 W
Note: Where “B” is the 26 dB emissions bandwidth in MHz.	

RSS-247, 6.2

The maximum conducted output power shall not exceed:

Frequency Band (MHz)	Limit
5150-5250	N/A
5250-5350	250 mW or 11 dBm + 10log B, whichever is less.
5470-5725	250 mW or 11 dBm + 10log B, whichever is less.
5725-5850	1 W
Note: Where “B” is the 99% emissions bandwidth in MHz.	

The maximum e.i.r.p. shall not exceed:

Frequency Band (MHz)	Limit
5150-5250	200 mW or 10 dBm + 10log B, whichever is less.
5250-5350	1W or 17 dBm + 10log B, whichever is less.
5470-5725	1W or 17 dBm + 10log B, whichever is less.
5725-5850	N/A
Note: Where “B” is the 99% emissions bandwidth in MHz.	

5.1.2 Test Setup

The section 4.4.1 (Diagram 1) test setup description was used for this test. The photo of test setup please refer to ANNEX B.

5.1.3 Test Procedure

The maximum peak conducted output power may be measured using a broadband Average RF power meter. The power meter shall have a video bandwidth that is greater than or equal to the emission bandwidth and utilize a fast-responding diode detector.

The E.I.R.P used radiated test method. At a test site that has been validated using the procedures of ANSI C63.4 or the latest CISPR 16-1-4 for measurements above 1 GHz, so as to simulate a near free-space environment.

5.1.4 Test Result

Please refer to ANNEX A.1.

5.2 Emission Bandwidth and 6 dB Bandwidth

5.2.1 Limit

FCC §15.407(a), RSS-247, 6.2

Within the 5.725-5.85 GHz band, the minimum 6 dB bandwidth of U-NII devices shall be at least 500 kHz.

5.2.2 Test Setup

The test setup photo please refer to 4.4.1 (Diagram 1) test setup description was used for this test. The photo of test setup please refer to ANNEX B.

5.2.3 Test Procedure

Emission bandwidth

1. Set RBW = approximately 1% of the emission bandwidth.

2. Set VBW ≥ 3*RBW,

3. Detector = Peak.

4. Trace mode = Max hold.

5. Measure the maximum width of the emission that is 26 dB down from the peak of the emission.

Occupied Bandwidth

1. Set Span = 1.5 times to 5.0 times the OBW

2. Set RBW = 1% to 5% of the OBW.

3. Set VBW ≥ 3*RBW, Detector = Peak.

4. Trace mode = Max hold.

5. Use the 99% power bandwidth function of the instrument.

6 dB bandwidth

1. Set RBW = 100 kHz, VBW = 300 kHz.

2. Detector = Peak.Trace mode = Max hold.

3. Allow the trace to stabilize.

4. Measure the maximum width of the emission that is constrained by the frequencies associated with the two outermost amplitude points (upper and lower frequencies) that are attenuated by 6 dB relative to the maximum level measured in the fundamental emission.

5.2.4 Test Result

Please refer to ANNEX A.2 and ANNEX A.3.

5.3 Power Spectral density (PSD)

5.3.1 Limit

FCC §15.407(a)

The maximum power spectral density should not exceed:

Frequency Band (MHz)	Limit
5150-5250	11 dBm/MHz
5250-5350	11 dBm/MHz
5470-5725	11 dBm/MHz
5725-5850	30 dBm/500kHz

RSS-247, 6.2

The maximum power spectral density should not exceed:

Frequency Band (MHz)	Limit
5150-5250	N/A
5250-5350	11 dBm/MHz
5470-5725	11 dBm/MHz
5725-5850	30 dBm/500kHz

The e.i.r.p. spectral density should not exceed:

Frequency Band (MHz)	Limit
5150-5250	10 dBm/MHz
5250-5350	N/A
5470-5725	N/A
5725-5850	N/A

5.3.2 Test Setup

The section 4.4.1 (Diagram 1) test setup description was used for this test. The photo of test setup please refer to ANNEX B.

5.3.3 Test Procedure

Set the spectrum analyzer or EMI receiver span to view the entire emission bandwidth.

1. Set RBW = 510 kHz/1 MHz, VBW ≥ 3*RBW, Sweep time = Auto, Detector = RMS.
2. Allow the sweeps to continue until the trace stabilizes.
3. Use the peak marker function to determine the maximum amplitude level.
4. The E.I.R.P spectral density used radiated test method. At a test site that has been validated using the procedures of ANSI C63.4 or the latest CISPR 16-1-4 for measurements above 1 GHz, so as to simulate a near free-space environment.

5.3.4 Test Result

Please refer to ANNEX A.4.

5.4 Conducted Emission

5.4.1 Limit

FCC §15.207, RSS-GEN, 8.8

For an intentional radiator that is designed to be connected to the public utility (AC) power line, the radio frequency voltage that is conducted back onto the AC power line on any frequency within the U-NII-150 kHz to 30 MHz shall not exceed the limits in the following table, as measured using a 50µH/50Ω line impedance stabilization network (LISN).

Frequency range (MHz)	Conducted Limit (dBµV)	
	Quai-peak	Average
0.15 - 0.50	66 to 56	56 to 46
0.50 - 5	56	46
0.50 - 30	60	50

5.4.2 Test Setup

The section 4.4.2 (Diagram 2) test setup description was used for this test. The photo of test setup please refer to ANNEX B.

5.4.3 Test Procedure

The maximum conducted interference is searched using Peak (PK), if the emission levels more than the AV and QP limits, and that have narrow margins from the AV and QP limits will be re-measured with AV and QP detectors. Tests for both L phase and N phase lines of the power mains connected to the EUT are performed. Refer to recorded points and plots below.

5.4.4 Test Result

Please refer to ANNEX A.5.

5.5 Radiated Spurious Emissions and Band Edge (Restricted-band)

5.5.1 Limit

FCC §15.209 & 15.407(b), RSS-247, 6.2

Frequency (MHz)	Field Strength (μV/m)	Measurement Distance (m)
0.009 - 0.490	2400/F(kHz)	300
0.490 - 1.705	24000/F(kHz)	30
1.705 - 30.0	30	30
30 - 88	100	3
88 - 216	150	3
216 - 960	200	3
Above 960	500	3

Note [1]: The Limit for radiated test was performed according to FCC Part 15C
Note [2]: The tighter limit applies at the band edge.

Un-restricted band emissions	
Out Operating Band (MHz）	Limit
5150 - 5250	e.i.r.p. -27 dBm (68.2 dBuV/m@3m)
5250 - 5350	e.i.r.p. -27 dBm (68.2 dBuV/m@3m)
5470 - 5725	e.i.r.p. -27 dBm (68.2 dBuV/m@3m)
5725 - 5850	All emissions shall be limited to a level of -27 dBm/MHz at 75 MHz or more above or below the band edge increasing linearly to 10 dBm/MHz at 25 MHz above or below the band edge, and from 25 MHz above or below the band edge increasing linearly to a level of 15.6 dBm/MHz at 5 MHz above or below the band edge, and from 5 MHz above or below the band edge increasing linearly to a level of 27 dBm/MHz at the band edge. 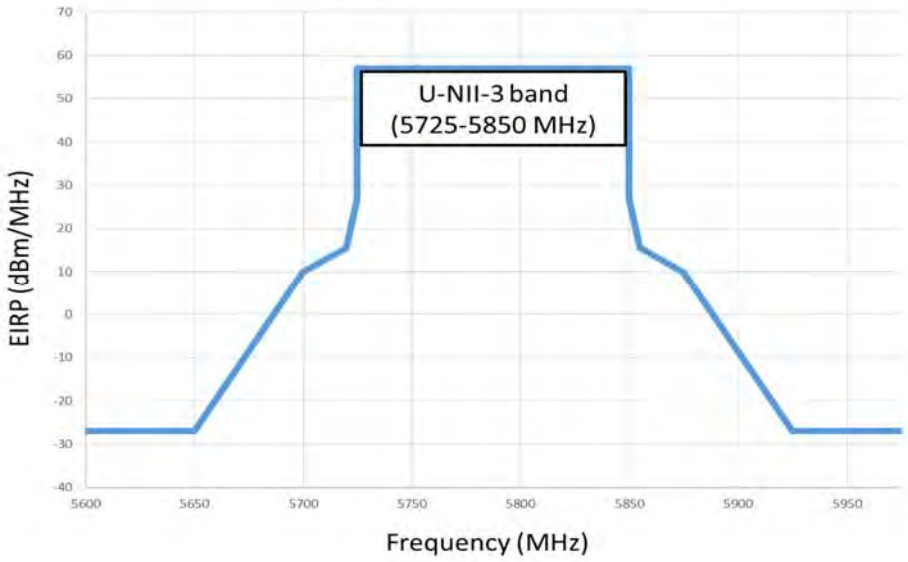

Note: The following formula is used to convert the equipment isotropic radiated power (eirp) to field strength.

5.5.2 Test Setup

The section 4.4.3-4.4.5 (Diagram 3 - Diagram 5) test setup description was used for this test. The photo of test

setup please refer to ANNEX B.

5.5.3 Test Procedure

Since the emission limits are specified in terms of radiated field strength levels, measurements performed to demonstrate compliance have traditionally relied on a radiated test configuration. Radiated measurements remain the principal method for demonstrating compliance to the specified limits; however antenna-port conducted measurements are also now acceptable to demonstrate compliance (see below for details). When radiated measurements are utilized, test site requirements and procedures for maximizing and measuring radiated emissions that are described in ANSI C63.10 shall be followed.

Antenna-port conducted measurements may also be used as an alternative to radiated measurements for demonstrating compliance in the restricted frequency bands. If conducted measurements are performed, then proper impedance matching must be ensured and an additional radiated test for cabinet/case spurious emissions is required.

General Procedure for conducted measurements in restricted bands

a) Measure the conducted output power (in dBm) using the detector specified (see guidance regarding measurement procedures for determining quasi-peak, peak, and average conducted output power, respectively).

b) Add the maximum transmit antenna gain (in dBi) to the measured output power level to determine the EIRP level (see guidance on determining the applicable antenna gain)

c) Add the appropriate maximum ground reflection factor to the EIRP level (6 dB for frequencies ≤ 30 MHz, 4.7 dB for frequencies between 30 MHz and 1000 MHz, inclusive and 0 dB for frequencies > 1000 MHz).

d) For devices with multiple antenna-ports, measure the power of each individual chain and sum the EIRP of all chains in linear terms (e.g., Watts, mW).

e) Convert the resultant EIRP level to an equivalent electric field strength using the following relationship:

$E = EIRP – 20\log D + 104.8$

where:

E = electric field strength in dBμV/m,

EIRP = equivalent isotropic radiated power in dBm

D = specified measurement distance in meters.

f) Compare the resultant electric field strength level to the applicable limit.

g) Perform radiated spurious emission test.

Quasi-Peak measurement procedure

The specifications for measurements using the CISPR quasi-peak detector can be found in Publication 16 of the International Special Committee on Radio Frequency Interference (CISPR) of the International Electrotechnical Commission.

As an alternative to CISPR quasi-peak measurement, compliance can be demonstrated to the applicable emission limits using a peak detector.

Peak power measurement procedure

Peak emission levels are measured by setting the instrument as follows:

a) RBW = as specified in Table 1.

b) VBW ≥ 3 x RBW.

c) Detector = Peak.

d) Sweep time = auto.

e) Trace mode = max hold.

f) Allow sweeps to continue until the trace stabilizes. (Note that the required measurement time may be longer for low duty cycle applications).

Table 1—RBW as a function of frequency

Frequency	RBW
9-150 kHz	200-300 Hz
0.15-30 MHz	9-10 kHz
30-1000 MHz	100-120 kHz
> 1000 MHz	1 MHz

If the peak-detected amplitude can be shown to comply with the average limit, then it is not necessary to perform a separate average measurement.

Trace averaging across on and off times of the EUT transmissions followed by duty cycle correction

If continuous transmission of the EUT (i.e., duty cycle ≥ 98 percent) cannot be achieved and the duty cycle is constant (i.e., duty cycle variations are less than ± 2 percent), then the following procedure shall be used:

a) The EUT shall be configured to operate at the maximum achievable duty cycle.

b) Measure the duty cycle, x, of the transmitter output signal as described in section 6.0.

c) RBW = 1 MHz (unless otherwise specified).

d) VBW ≥ 3 x RBW.

e) Detector = RMS, if span/(# of points in sweep) ≤ (RBW/2). Satisfying this condition may require increasing the number of points in the sweep or reducing the span. If this condition cannot be satisfied, then the detector mode shall be set to peak.

f) Averaging type = power (i.e., RMS).

1) As an alternative, the detector and averaging type may be set for linear voltage averaging.

2) Some instruments require linear display mode in order to use linear voltage averaging. Log or dB averaging shall not be used.

g) Sweep time = auto.

h) Perform a trace average of at least 100 traces.

i) A correction factor shall be added to the measurement results prior to comparing to the emission limit in order to compute the emission level that would have been measured had the test been performed at 100 percent duty cycle. The correction factor is computed as follows:

1) If power averaging (RMS) mode was used in step f), then the applicable correction factor is 10 log(1/x), where x is the duty cycle.

2) If linear voltage averaging mode was used in step f), then the applicable correction factor is 20 log(1/x), where

x is the duty cycle.

3) If a specific emission is demonstrated to be continuous (≥ 98 percent duty cycle) rather than turning on and off with the transmit cycle, then no duty cycle correction is required for that emission.

NOTE: Reduction of the measured emission amplitude levels to account for operational duty factor is not permitted. Compliance is based on emission levels occurring during transmission - not on an average across on and off times of the transmitter.

Determining the applicable transmit antenna gain

A conducted power measurement will determine the maximum output power associated with a restricted band emission; however, in order to determine the associated EIRP level, the gain of the transmitting antenna (in dBi) must be added to the measured output power (in dBm).

Since the out-of-band characteristics of the EUT transmit antenna will often be unknown, the use of a conservative antenna gain value is necessary. Thus, when determining the EIRP based on the measured conducted power, the upper bound on antenna gain for a device with a single RF output shall be selected as the maximum in-band gain of the antenna across all operating bands, or 2 dBi, whichever is greater. However, for devices that operate in multiple frequency bands while using the same transmit antenna, the highest gain of the antenna within the operating band nearest in frequency to the restricted band emission being measured may be used in lieu of the overall highest gain when the emission is at a frequency that is within 20 percent of the nearest band edge frequency, but in no case shall a value less than 2 dBi be used.

See KDB 662911 for guidance on calculating the additional array gain term when determining the effective antenna gain for a EUT with multiple outputs occupying the same or overlapping frequency ranges in the same band.

Radiated spurious emission test

An additional consideration when performing conducted measurements of restricted band emissions is that unwanted emissions radiating from the EUT cabinet, control circuits, power leads, or intermediate circuit elements will likely go undetected in a conducted measurement configuration. To address this concern, a radiated test shall be performed to ensure that emissions emanating from the EUT cabinet (rather than the antenna port) also comply with the applicable limits.

For these cabinet radiated spurious emission measurements the EUT transmit antenna may be replaced with a termination matching the nominal impedance of the antenna. Procedures for performing radiated measurements are specified in ANSI C63.10. All detected emissions shall comply with the applicable limits.

The measurement frequency range is from 30 MHz to the 10th harmonic of the fundamental frequency. The Turn Table is actuated to turn from 0° to 360°, and both horizontal and vertical polarizations of the Test Antenna are used to find the maximum radiated power. Mid channels on all channel bandwidth verified. Only the worst RB size/offset presented.

The power of the EUT transmitting frequency should be ignored.

All Spurious Emission tests were performed in X, Y, Z axis direction. And only the worst axis test condition was recorded in this test report.

Use the following spectrum analyzer settings:

Span = wide enough to fully capture the emission being measured
RBW = 1 MHz for f ≥ 1 GHz, 100 kHz for f < 1 GHz
VBW ≥ RBW
Sweep = auto

Detector function = peak
Trace = max hold

5.5.4 Test Result

Please refer to ANNEX A.6.

ANNEX A TEST RESULT

A.1 RF Output Power

Note [1]: For FCC standard, if transmitting antennas of directional gain greater than 6 dBi are used, all band maximum conducted output power shall be reduced by the amount in dB that the directional gain of the antenna exceeds 6 dBi.

Test Data

Conducted Power

U-NII-1 (5150 - 5250 MHz)					
Mode	Channel	Conducted Power (dBm)	Conducted Power (mW)	FCC Limit (mW)	Verdict
11a	CH36	13.15	20.65	250	Pass
11a	CH44	18.33	68.08	250	Pass
11a	CH48	18.37	68.71	250	Pass
11n (HT20)	CH36	11.37	13.71	250	Pass
11n (HT20)	CH44	18.20	66.07	250	Pass
11n (HT20)	CH48	18.17	65.61	250	Pass
11n (HT40)	CH38	10.46	11.12	250	Pass
11n (HT40)	CH46	17.91	61.80	250	Pass
11ac (VHT20)	CH36	13.01	20.00	250	Pass
11ac (VHT20)	CH44	18.23	66.53	250	Pass
11ac (VHT20)	CH48	18.15	65.31	250	Pass
11ac (VHT40)	CH38	12.04	16.00	250	Pass
11ac (VHT40)	CH46	17.86	61.09	250	Pass
11ac (VHT80)	CH42	10.89	12.27	250	Pass

U-NII-2A (5250 - 5350 MHz)					
Mode	Channel	Conducted Power (dBm)	Conducted Power (mW)	FCC Limit (mW)	Verdict
11a	CH52	17.48	55.98	250	Pass
11a	CH60	17.56	57.02	250	Pass
11a	CH64	14.36	27.29	250	Pass
11n (HT20)	CH52	17.35	54.33	250	Pass
11n (HT20)	CH60	17.41	55.08	250	Pass
11n (HT20)	CH64	12.18	16.52	250	Pass
11n (HT40)	CH54	17.05	50.70	250	Pass
11n (HT40)	CH62	12.26	16.83	250	Pass
11ac (VHT20)	CH52	17.39	54.83	250	Pass
11ac (VHT20)	CH60	17.46	55.72	250	Pass
11ac (VHT20)	CH64	12.14	16.37	250	Pass
11ac (VHT40)	CH54	17.10	51.29	250	Pass
11ac (VHT40)	CH62	11.72	14.86	250	Pass
11ac (VHT80)	CH58	12.12	16.29	250	Pass

U-NII-2C (5470 - 5725 MHz)					
Mode	Channel	Conducted Power (dBm)	Conducted Power (mW)	FCC Limit (mW)	Verdict
11a	CH100	13.40	21.88	250	Pass
11a	CH116	18.23	66.53	250	Pass
11a	CH140	13.94	24.77	250	Pass
11n (HT20)	CH100	13.34	21.58	250	Pass
11n (HT20)	CH116	18.11	64.71	250	Pass
11n (HT20)	CH140	11.69	14.76	250	Pass
11n (HT40)	CH102	11.20	13.18	250	Pass
11n (HT40)	CH118	17.81	60.39	250	Pass
11n (HT40)	CH134	12.80	19.05	250	Pass
11ac (VHT20)	CH100	13.25	21.13	250	Pass
11ac (VHT20)	CH116	18.16	65.46	250	Pass
11ac (VHT20)	CH140	13.27	21.23	250	Pass
11ac (VHT40)	CH102	12.20	16.60	250	Pass
11ac (VHT40)	CH118	17.87	61.24	250	Pass
11ac (VHT40)	CH134	14.32	27.04	250	Pass
11ac (VHT80)	CH106	12.66	18.45	250	Pass
11ac (VHT80)	CH122	16.89	48.87	250	Pass

U-NII-3 (5725 - 5850 MHz)					
Mode	Channel	Conducted Power (dBm)	Conducted Power (mW)	FCC Limit (mW)	Verdict
11a	CH149	18.01	63.24	1000	Pass
11a	CH157	18.05	63.83	1000	Pass
11a	CH165	18.15	65.31	1000	Pass
11n (HT20)	CH149	17.89	61.52	1000	Pass
11n (HT20)	CH157	17.90	61.66	1000	Pass
11n (HT20)	CH165	17.94	62.23	1000	Pass
11n (HT40)	CH151	17.59	57.41	1000	Pass
11n (HT40)	CH159	17.56	57.02	1000	Pass
11ac (VHT20)	CH149	17.97	62.66	1000	Pass
11ac (VHT20)	CH157	18.04	63.68	1000	Pass
11ac (VHT20)	CH165	18.03	63.53	1000	Pass
11ac (VHT40)	CH151	17.57	57.15	1000	Pass
11ac (VHT40)	CH159	17.58	57.28	1000	Pass
11ac (VHT80)	CH155	15.05	31.99	1000	Pass

A.2 Emission Bandwidth & 99% Bandwidth

Note: Test plots please refer to the document “Annex No.: BL-SZ20B0945-604 Data Part 1.pdf”.

Test Data

U-NII-1 (5150 - 5250 MHz)			
Mode	Channel	26 dB Bandwidth (MHz)	99% Bandwidth (MHz)
11a	CH36	20.24	16.61
11a	CH44	23.32	16.90
11a	CH48	22.80	16.90
11n (HT20)	CH36	20.36	17.60
11n (HT20)	CH44	23.44	17.89
11n (HT20)	CH48	24.16	17.89
11n (HT40)	CH38	41.20	36.35
11n (HT40)	CH46	48.70	36.70
11ac (VHT20)	CH36	20.48	17.71
11ac (VHT20)	CH44	25.04	17.95
11ac (HVT20)	CH48	22.40	17.89
11ac (VHT40)	CH38	41.50	36.35
11ac (VHT40)	CH46	48.60	36.70
11ac (VHT80)	CH42	81.40	75.48

U-NII-2A (5250 - 5350 MHz)			
Mode	Channel	26 dB Bandwidth (MHz)	99% Bandwidth (MHz)
11a	CH52	21.64	16.90
11a	CH60	21.48	16.79
11a	CH64	20.24	16.61
11n (HT20)	CH52	23.80	17.95
11n (HT20)	CH60	21.48	17.83
11n (HT20)	CH64	20.44	17.60
11n (HT40)	CH54	42.10	36.58
11n (HT40)	CH62	41.20	36.24
11ac (VHT20)	CH52	21.88	17.83
11ac (VHT20)	CH60	20.92	17.83
11ac (VHT20)	CH64	20.36	17.60
11ac (VHT40)	CH54	42.50	36.35
11ac (VHT40)	CH62	40.90	36.24
11ac (VHT80)	CH58	82.00	75.72

U-NII-2C (5470 - 5725 MHz)			
Mode	Channel	26 dB Bandwidth (MHz)	99% Bandwidth (MHz)
11a	CH100	20.36	16.61
11a	CH116	20.64	16.73
11a	CH140	20.32	16.61
11n (HT20)	CH100	20.72	17.71
11n (HT20)	CH116	21.64	17.83
11n (HT20)	CH140	20.44	17.60
11n (HT40)	CH102	40.90	36.35
11n (HT40)	CH118	43.20	36.70
11n (HT40)	CH134	41.30	36.35
11ac (VHT20)	CH100	20.64	17.71
11ac (VHT20)	CH116	21.00	17.83
11ac (VHT20)	CH140	20.68	17.71
11ac (VHT40)	CH102	41.40	36.35
11ac (VHT40)	CH118	42.20	36.47
11ac (VHT40)	CH134	41.50	36.35
11ac (VHT80)	CH106	81.80	75.48
11ac (VHT80)	CH122	81.40	75.25

U-NII-3 (5725 - 5850 MHz)			
Mode	Channel	26 dB Bandwidth (MHz)	99% Bandwidth (MHz)
11a	CH149	25.28	17.19
11a	CH157	31.56	18.52
11a	CH165	26.88	17.19
11n (HT20)	CH149	27.88	18.00
11n (HT20)	CH157	31.84	18.58
11n (HT20)	CH165	27.40	18.06
11n (HT40)	CH151	58.50	37.05
11n (HT40)	CH159	53.60	36.93
11ac (VHT20)	CH149	26.52	18.00
11ac (VHT20)	CH157	31.84	18.76
11ac (VHT20)	CH165	27.12	18.00
11ac (VHT40)	CH151	56.50	36.93
11ac (VHT40)	CH159	54.60	36.82
11ac (VHT80)	CH155	102.80	75.95

A.3 6 dB Bandwidth

Note: Test plots please refer to the document “Annex No.: BL-SZ20B0945-604 Data Part 2.pdf”.

Test Data

U-NII-3 (5725 - 5850 MHz)				
Mode	Channel	6 dB Bandwidth (MHz)	Limit (kHz)	Verdict
11a	CH149	15.22	500.00	Pass
11a	CH157	15.52	500.00	Pass
11a	CH165	15.22	500.00	Pass
11n (HT20)	CH149	15.17	500.00	Pass
11n (HT20)	CH157	15.22	500.00	Pass
11n (HT20)	CH165	15.22	500.00	Pass
11n (HT40)	CH151	35.22	500.00	Pass
11n (HT40)	CH159	35.17	500.00	Pass
11ac (VHT20)	CH149	16.12	500.00	Pass
11ac (VHT20)	CH157	15.47	500.00	Pass
11ac (VHT20)	CH165	15.47	500.00	Pass
11ac (VHT40)	CH151	35.17	500.00	Pass
11ac (VHT40)	CH159	35.17	500.00	Pass
11ac (VHT80)	CH155	75.17	500.00	Pass

A.4 Power Spectral Density

Note: Test plots please refer to the document “Annex No.: BL-SZ20B0945-604 Data Part 3.pdf”.

Test Data

Note [1]: The RBW used in U-NII-3 is 1 MHz, and the PSD factor is: 10*log (500 kHz/RBW) =-3 dBm.

U-NII-1 (5150 - 5250 MHz)				
Mode	Channel	PSD (dBm/MHz)	Limit (dBm/MHz)	Verdict
11a	CH36	1.76	11.00	Pass
11a	CH44	6.82	11.00	Pass
11a	CH48	7.25	11.00	Pass
11n (HT20)	CH36	0.10	11.00	Pass
11n (HT20)	CH44	6.68	11.00	Pass
11n (HT20)	CH48	6.94	11.00	Pass
11n (HT40)	CH38	-4.29	11.00	Pass
11n (HT40)	CH46	2.98	11.00	Pass
11ac (VHT20)	CH36	1.97	11.00	Pass
11ac (VHT20)	CH44	6.53	11.00	Pass
11ac (VHT20)	CH48	6.76	11.00	Pass
11ac (VHT40)	CH38	-1.98	11.00	Pass
11ac (VHT40)	CH46	3.16	11.00	Pass
11ac (VHT80)	CH42	-7.50	11.00	Pass

U-NII-2A (5250 - 5350 MHz)				
Mode	Channel	PSD (dBm/MHz)	Limit (dBm/MHz)	Verdict
11a	CH52	6.63	11.00	Pass
11a	CH60	5.74	11.00	Pass
11a	CH64	3.51	11.00	Pass
11n (HT20)	CH52	6.25	11.00	Pass
11n (HT20)	CH60	5.65	11.00	Pass
11n (HT20)	CH64	0.97	11.00	Pass
11n (HT40)	CH54	2.43	11.00	Pass
11n (HT40)	CH62	-2.48	11.00	Pass
11ac (VHT20)	CH52	6.34	11.00	Pass
11ac (VHT20)	CH60	5.57	11.00	Pass
11ac (VHT20)	CH64	0.88	11.00	Pass
11ac (VHT40)	CH54	2.46	11.00	Pass
11ac (VHT40)	CH62	-3.25	11.00	Pass
11ac (VHT80)	CH58	-6.03	11.00	Pass

U-NII-2C (5470 - 5725 MHz)				
Mode	Channel	PSD (dBm/MHz)	Limit (dBm/MHz)	Verdict
11a	CH100	2.28	11.00	Pass
11a	CH116	6.72	11.00	Pass
11a	CH140	2.39	11.00	Pass
11n (HT20)	CH100	2.36	11.00	Pass
11n (HT20)	CH116	6.88	11.00	Pass
11n (HT20)	CH140	-0.20	11.00	Pass
11n (HT40)	CH102	-2.73	11.00	Pass
11n (HT40)	CH118	3.15	11.00	Pass
11n (HT40)	CH134	-2.45	11.00	Pass
11ac (VHT20)	CH100	2.27	11.00	Pass
11ac (VHT20)	CH116	6.94	11.00	Pass
11ac (VHT20)	CH140	2.11	11.00	Pass
11ac (VHT40)	CH102	-2.29	11.00	Pass
11ac (VHT40)	CH118	3.18	11.00	Pass
11ac (VHT40)	CH134	-0.99	11.00	Pass
11ac (VHT80)	CH106	-5.64	11.00	Pass
11ac (VHT80)	CH122	-1.57	11.00	Pass

U-NII-3 (5725 - 5850 MHz)				
Mode	Channel	PSD (dBm/500kHz)	Limit (dBm/500kHz)	Verdict
11a	CH149	3.44	30.00	Pass
11a	CH157	3.66	30.00	Pass
11a	CH165	3.55	30.00	Pass
11n (HT20)	CH149	2.90	30.00	Pass
11n (HT20)	CH157	3.25	30.00	Pass
11n (HT20)	CH165	3.21	30.00	Pass
11n (HT40)	CH151	-0.58	30.00	Pass
11n (HT40)	CH159	-0.23	30.00	Pass
11ac (VHT20)	CH149	2.93	30.00	Pass
11ac (VHT20)	CH157	3.39	30.00	Pass
11ac (VHT20)	CH165	3.08	30.00	Pass
11ac (VHT40)	CH151	-0.59	30.00	Pass
11ac (VHT40)	CH159	-0.11	30.00	Pass
11ac (VHT80)	CH155	-6.63	30.00	Pass

A.5 Conducted Emissions

Note [1]: The EUT is working in the Normal link mode. All modes have been tested and normal link mode is worst.
Note [2]: Devices subject to Part 15 must be tested for all available U.S. voltages and frequencies (such as a nominal 120 VAC, 60 Hz and 240 VAC, 50 Hz) for which the device is capable of operation. So, The configuration 120 VAC, 60 Hz and 240 VAC, 50 Hz were tested respectively, but only the worst configuration (120 VAC, 60 Hz) shown here.

Test Data and Plots

PHASE L

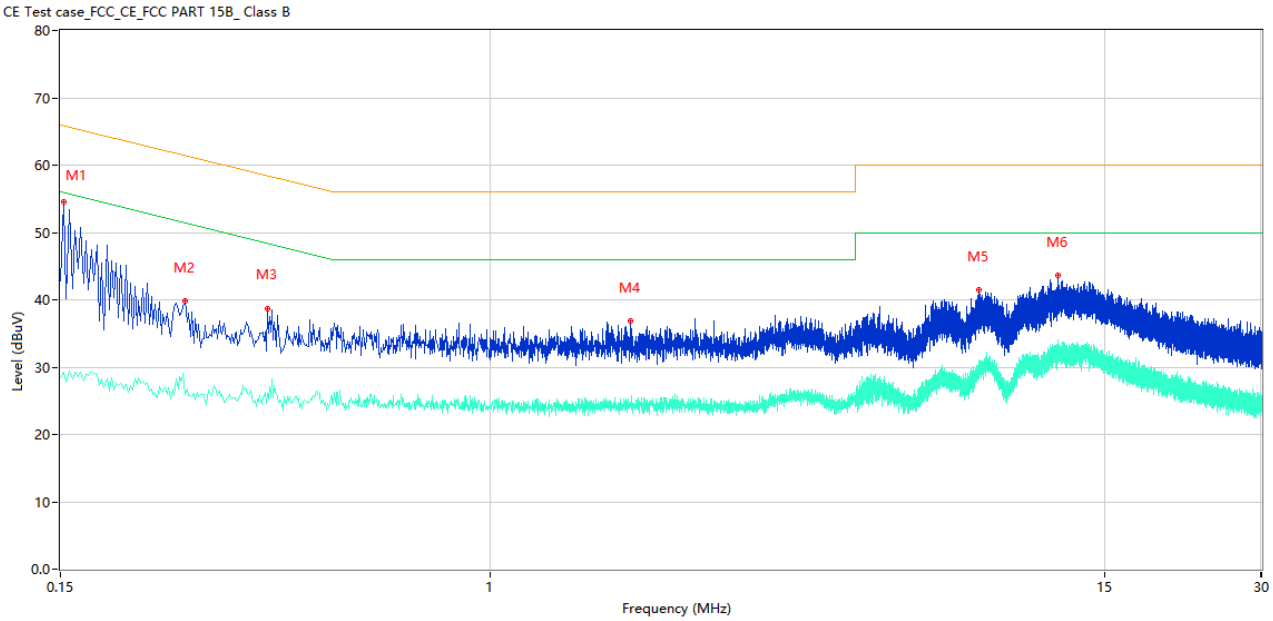

No.	Frequency (MHz)	Results (dBuV)	Factor (dB)	Limit (dBuV)	Over Limit (dB)	Detector	Line	Verdict
1	0.152	54.46	10.41	65.89	-11.43	Peak	L	Pass
1**	0.152	29.23	10.41	55.89	-26.66	AV	L	Pass
2	0.260	39.78	10.34	61.43	-21.65	Peak	L	Pass
2**	0.260	26.03	10.34	51.43	-25.40	AV	L	Pass
3	0.374	38.75	10.30	58.41	-19.66	Peak	L	Pass
3**	0.374	26.07	10.30	48.41	-22.34	AV	L	Pass
4	1.850	36.88	10.25	56.00	-19.12	Peak	L	Pass
4**	1.850	24.61	10.25	46.00	-21.39	AV	L	Pass
5	8.606	41.48	10.36	60.00	-18.52	Peak	L	Pass
5**	8.606	28.83	10.36	50.00	-21.17	AV	L	Pass
6	12.216	43.68	10.39	60.00	-16.32	Peak	L	Pass
6**	12.216	31.58	10.39	50.00	-18.42	AV	L	Pass

PHASE N

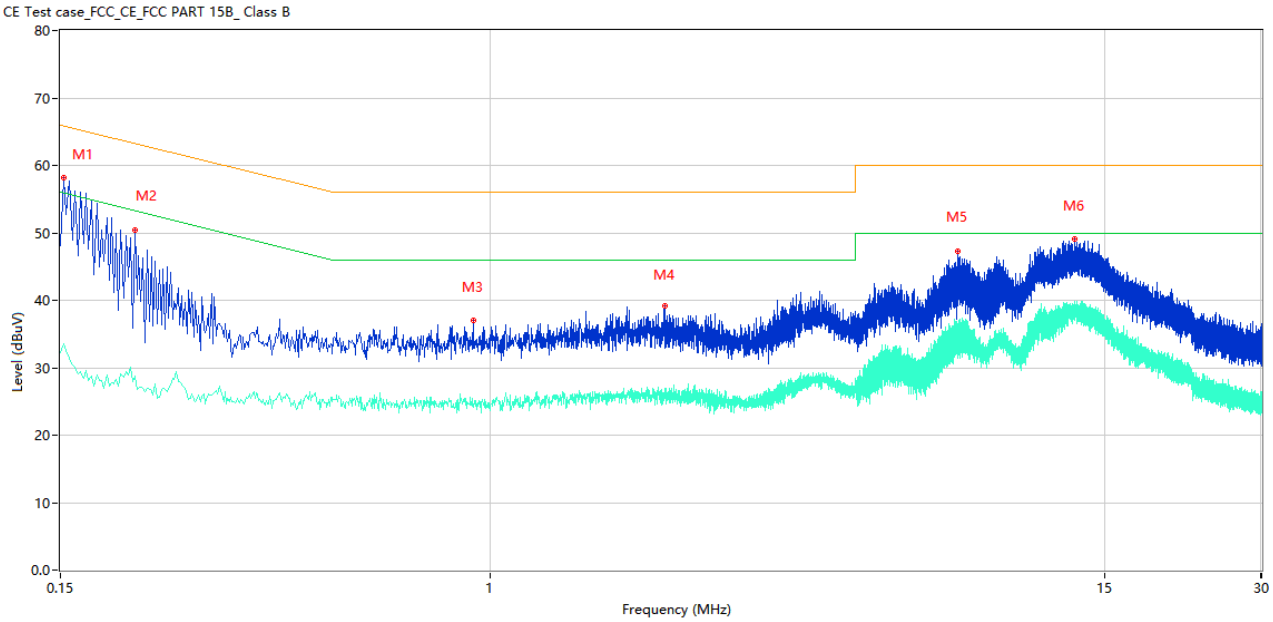

No.	Frequency (MHz)	Results (dBuV)	Factor (dB)	Limit (dBuV)	Over Limit (dB)	Detector	Line	Verdict
1	0.152	58.25	10.41	65.89	-7.64	Peak	N	Pass
1**	0.152	33.60	10.41	55.89	-22.29	AV	N	Pass
2	0.208	50.47	10.38	63.28	-12.81	Peak	N	Pass
2**	0.208	28.72	10.38	53.28	-24.56	AV	N	Pass
3	0.926	37.05	10.24	56.00	-18.95	Peak	N	Pass
3**	0.926	24.59	10.24	46.00	-21.41	AV	N	Pass
4	2.154	39.25	10.27	56.00	-16.75	Peak	N	Pass
4**	2.154	26.91	10.27	46.00	-19.09	AV	N	Pass
5	7.846	47.23	10.35	60.00	-12.77	Peak	N	Pass
5**	7.846	36.21	10.35	50.00	-13.79	AV	N	Pass
6	13.132	49.01	10.39	60.00	-10.99	Peak	N	Pass
6**	13.132	39.51	10.39	50.00	-10.49	AV	N	Pass

A.6 Radiated Spurious Emissions and Band Edge (Restricted-band)

Test Data

Note [1]: The symbol of "--" in the table which means not application.

Note [2]: For the test data above 1 GHz，According the ANSI C63.4, where limits are specified for both average and peak (or quasi-peak) detector functions, if the peak (or quasi-peak) measured value complies with the average limit, it is unnecessary to perform an average measurement.

Note [3]: The low frequency, which started from 9 kHz to 30 MHz, was pre-scanned and the result which was 20 dB lower than the limit line per 15.31(o) was not reported.

Note [4]: The EUT is working in the Normal link mode below 1 GHz.

30 MHz to 1 GHz, ANT H

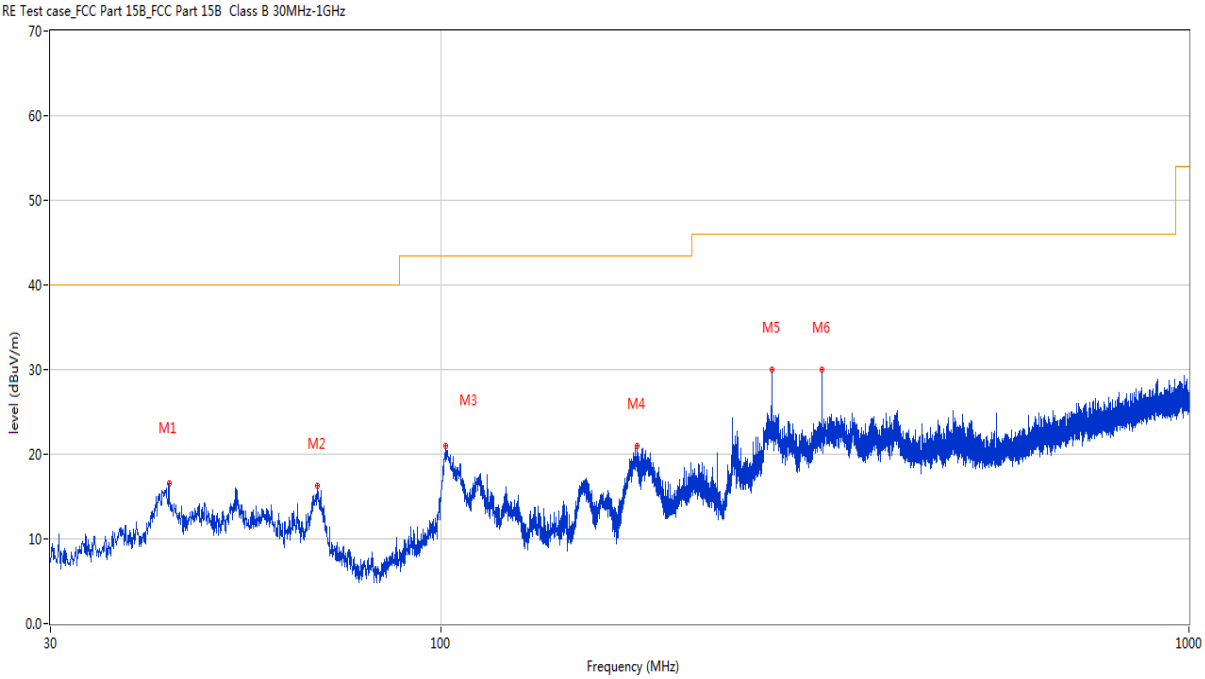

No.	Frequency (MHz)	Results (dBuV/m)	Factor (dB)	Limit (dBuV/m)	Over Limit (dB)	Detector	Table (Degree)	Height (cm)	Antenna	Verdict
1	43.240	16.55	-23.36	40.0	-23.45	Peak	153.70	100	Horizontal	Pass
2	68.267	16.28	-25.97	40.0	-23.72	Peak	2.00	100	Horizontal	Pass
3	101.246	20.94	-24.63	43.5	-22.56	Peak	254.60	100	Horizontal	Pass
4	182.532	20.96	-25.43	43.5	-22.54	Peak	98.60	100	Horizontal	Pass
5	276.768	29.93	-21.95	46.0	-16.07	Peak	68.90	100	Horizontal	Pass
6	322.892	30.04	-21.14	46.0	-15.96	Peak	102.80	100	Horizontal	Pass

30 MHz to 1 GHz, ANT V

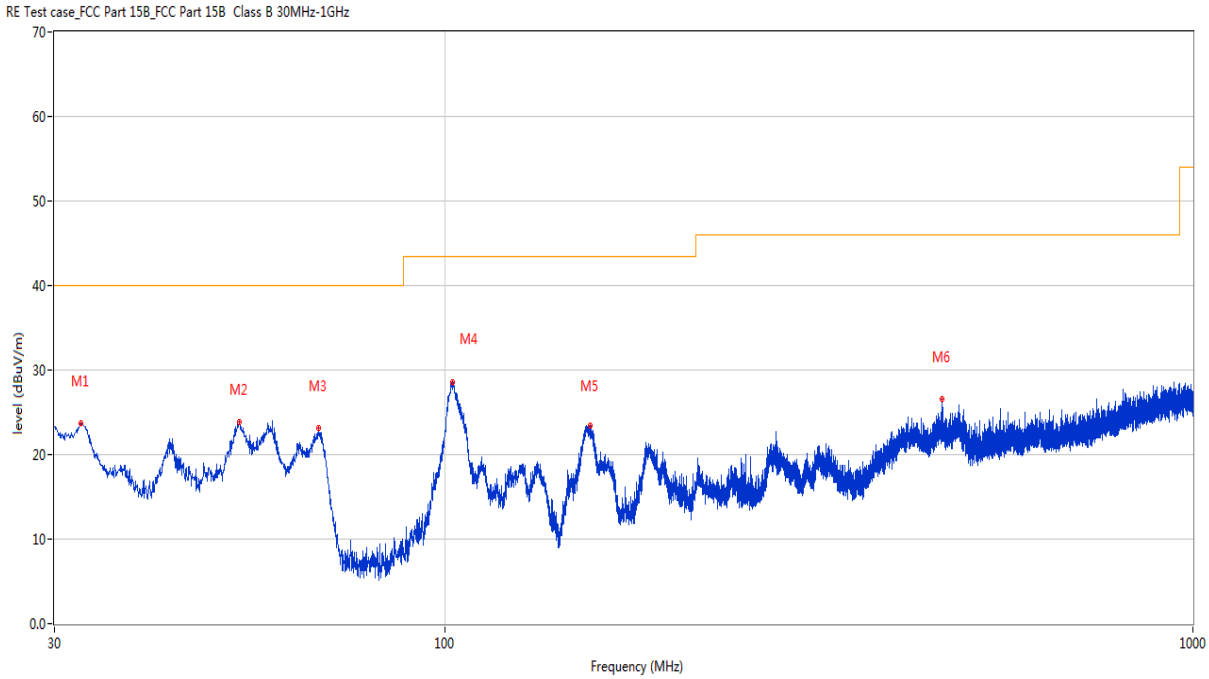

No.	Frequency (MHz)	Results (dBuV/m)	Factor (dB)	Limit (dBuV/m)	Over Limit (dB)	Detector	Table (Degree)	Height (cm)	Antenna	Verdict
1	32.522	23.78	-26.55	40.0	-16.22	Peak	144.50	100	Vertical	Pass
2	53.038	23.92	-23.00	40.0	-16.08	Peak	199.90	100	Vertical	Pass
3	67.636	23.17	-25.73	40.0	-16.83	Peak	136.20	100	Vertical	Pass
4	102.265	28.51	-24.50	43.5	-14.99	Peak	115.60	100	Vertical	Pass
5	156.197	23.48	-27.44	43.5	-20.02	Peak	344.30	100	Vertical	Pass
6	462.038	26.54	-17.72	46.0	-19.46	Peak	81.70	100	Vertical	Pass

Note: The spurious above 18G is noise only, do not show on the report.

11a, U-NII-1, 1 GHz to 18 GHz, Low channel, ANT H

No.	Frequency (MHz)	Results (dBuV/m)	Factor (dB)	Limit (dBuV/m)	Over Limit (dB)	Detector	Table (Degree)	Height (cm)	Antenna	Verdict
1	1178.700	37.05	-18.41	74.0	-36.95	Peak	185.00	150	Horizontal	Pass
1**	1178.700	27.80	-18.41	54.0	-26.20	AV	185.00	150	Horizontal	Pass
2	2330.400	41.74	-12.78	74.0	-32.26	Peak	231.00	150	Horizontal	Pass
2**	2330.400	32.17	-12.78	54.0	-21.83	AV	231.00	150	Horizontal	Pass
3	4240.000	47.35	-5.08	74.0	-26.65	Peak	0.00	150	Horizontal	Pass
3**	4240.000	37.56	-5.08	54.0	-16.44	AV	0.00	150	Horizontal	Pass
4	5181.200	106.47	-3.19	--	-127.53	Peak	234.00	150	Horizontal	N/A
4**	5181.200	99.55	-3.19	--	99.55	AV	234.00	150	Horizontal	N/A
5	7488.175	47.78	-1.85	74.0	-26.22	Peak	207.00	150	Horizontal	Pass
5**	7488.175	38.44	-1.85	54.0	-15.56	AV	207.00	150	Horizontal	Pass
6	12369.637	51.09	1.93	74.0	-22.91	Peak	343.00	150	Horizontal	Pass
6**	12369.637	41.60	1.93	54.0	-12.40	AV	343.00	150	Horizontal	Pass

11a, U-NII-1, 1 GHz to 18 GHz, Low channel, ANT V

No.	Frequency (MHz)	Results (dBuV/m)	Factor (dB)	Limit (dBuV/m)	Over Limit (dB)	Detector	Table (Degree)	Height (cm)	Antenna	Verdict
1	1136.900	36.77	-18.29	74.0	-37.23	Peak	176.00	150	Vertical	Pass
1**	1136.900	26.20	-18.29	54.0	-27.80	AV	176.00	150	Vertical	Pass
2	2805.000	42.39	-11.05	74.0	-31.61	Peak	305.00	150	Vertical	Pass
2**	2805.000	33.89	-11.05	54.0	-20.11	AV	305.00	150	Vertical	Pass
3	4095.600	47.08	-5.10	74.0	-26.92	Peak	137.00	150	Vertical	Pass
3**	4095.600	36.91	-5.10	54.0	-17.09	AV	137.00	150	Vertical	Pass
4	5178.600	99.23	-3.14	--	-247.77	Peak	347.00	150	Vertical	N/A
4**	5178.600	91.59	-3.14	--	91.59	AV	347.00	150	Vertical	N/A
5	8076.687	47.89	-1.08	74.0	-26.11	Peak	105.00	150	Vertical	Pass
5**	8076.687	38.67	-1.08	54.0	-15.33	AV	105.00	150	Vertical	Pass
6	12375.099	51.32	1.90	74.0	-22.68	Peak	146.00	150	Vertical	Pass
6**	12375.099	40.66	1.90	54.0	-13.34	AV	146.00	150	Vertical	Pass

11a, U-NII-1, 1 GHz to 18 GHz, Middle channel, ANT H

No.	Frequency (MHz)	Results (dBuV/m)	Factor (dB)	Limit (dBuV/m)	Over Limit (dB)	Detector	Table (Degree)	Height (cm)	Antenna	Verdict
1	1343.900	37.71	-17.65	74.0	-36.29	Peak	257.00	150	Horizontal	Pass
1**	1343.900	28.17	-17.65	54.0	-25.83	AV	257.00	150	Horizontal	Pass
2	2252.600	41.06	-13.25	74.0	-32.94	Peak	171.00	150	Horizontal	Pass
2**	2252.600	31.95	-13.25	54.0	-22.05	AV	171.00	150	Horizontal	Pass
3	3800.000	45.72	-5.91	74.0	-28.28	Peak	212.00	150	Horizontal	Pass
3**	3800.000	36.72	-5.91	54.0	-17.28	AV	212.00	150	Horizontal	Pass
4	5220.200	106.23	-3.45	--	-134.77	Peak	241.00	150	Horizontal	N/A
4**	5220.200	98.73	-3.45	--	98.73	AV	241.00	150	Horizontal	N/A
5	7479.837	47.73	-1.95	74.0	-26.27	Peak	53.00	150	Horizontal	Pass
5**	7479.837	37.60	-1.95	54.0	-16.40	AV	53.00	150	Horizontal	Pass
6	12375.099	50.81	1.90	74.0	-23.19	Peak	360.00	150	Horizontal	Pass
6**	12375.099	41.19	1.90	54.0	-12.81	AV	360.00	150	Horizontal	Pass

11a, U-NII-1, 1 GHz to 18 GHz, Middle channel, ANT V

No.	Frequency (MHz)	Results (dBuV/m)	Factor (dB)	Limit (dBuV/m)	Over Limit (dB)	Detector	Table (Degree)	Height (cm)	Antenna	Verdict
1	1175.400	36.93	-18.49	74.0	-37.07	Peak	174.00	150	Vertical	Pass
1**	1175.400	27.69	-18.49	54.0	-26.31	AV	174.00	150	Vertical	Pass
2	2366.800	41.56	-13.11	74.0	-32.44	Peak	239.00	150	Vertical	Pass
2**	2366.800	31.69	-13.11	54.0	-22.31	AV	239.00	150	Vertical	Pass
3	4311.400	47.49	-5.00	74.0	-26.51	Peak	145.00	150	Vertical	Pass
3**	4311.400	37.80	-5.00	54.0	-16.20	AV	145.00	150	Vertical	Pass
4	5218.600	99.50	-3.47	--	90.50	Peak	9.00	150	Vertical	N/A
4**	5218.600	91.29	-3.47	--	91.29	AV	9.00	150	Vertical	N/A
5	8120.100	48.02	-1.33	74.0	-25.98	Peak	154.00	150	Vertical	Pass
5**	8120.100	38.83	-1.33	54.0	-15.17	AV	154.00	150	Vertical	Pass
6	12534.662	51.19	1.36	74.0	-22.81	Peak	174.00	150	Vertical	Pass
6**	12534.662	40.89	1.36	54.0	-13.11	AV	174.00	150	Vertical	Pass

11a, U-NII-1, 1 GHz to 18 GHz, High channel, ANT H

No.	Frequency (MHz)	Results (dBuV/m)	Factor (dB)	Limit (dBuV/m)	Over Limit (dB)	Detector	Table (Degree)	Height (cm)	Antenna	Verdict
1	1181.300	36.24	-18.36	74.0	-37.76	Peak	310.00	150	Horizontal	Pass
1**	1181.300	27.52	-18.36	54.0	-26.48	AV	310.00	150	Horizontal	Pass
2	2274.000	41.64	-12.99	74.0	-32.36	Peak	329.00	150	Horizontal	Pass
2**	2274.000	32.89	-12.99	54.0	-21.11	AV	329.00	150	Horizontal	Pass
3	4284.400	47.62	-4.68	74.0	-26.38	Peak	276.00	150	Horizontal	Pass
3**	4284.400	38.32	-4.68	54.0	-15.68	AV	276.00	150	Horizontal	Pass
4	5234.800	106.08	-3.65	--	-130.92	Peak	237.00	150	Horizontal	N/A
4**	5234.800	98.33	-3.65	--	98.33	AV	237.00	150	Horizontal	N/A
5	8062.600	48.69	-1.03	74.0	-25.31	Peak	227.00	150	Horizontal	Pass
5**	8062.600	39.40	-1.03	54.0	-14.60	AV	227.00	150	Horizontal	Pass
6	12213.526	50.88	2.58	74.0	-23.12	Peak	91.00	150	Horizontal	Pass
6**	12213.526	41.53	2.58	54.0	-12.47	AV	91.00	150	Horizontal	Pass

11a, U-NII-1, 1 GHz to 18 GHz, High channel, ANT V

No.	Frequency (MHz)	Results (dBuV/m)	Factor (dB)	Limit (dBuV/m)	Over Limit (dB)	Detector	Table (Degree)	Height (cm)	Antenna	Verdict
1	1133.900	37.08	-18.29	74.0	-36.92	Peak	105.00	150	Vertical	Pass
1**	1133.900	26.77	-18.29	54.0	-27.23	AV	105.00	150	Vertical	Pass
2	2812.300	42.80	-10.82	74.0	-31.20	Peak	238.00	150	Vertical	Pass
2**	2812.300	33.50	-10.82	54.0	-20.50	AV	238.00	150	Vertical	Pass
3	4162.800	46.85	-5.09	74.0	-27.15	Peak	102.00	150	Vertical	Pass
3**	4162.800	37.72	-5.09	54.0	-16.28	AV	102.00	150	Vertical	Pass
4	5239.000	98.80	-3.66	--	92.80	Peak	6.00	150	Vertical	N/A
4**	5239.000	91.63	-3.66	--	91.63	AV	6.00	150	Vertical	N/A
5	8053.112	48.19	-0.93	74.0	-25.81	Peak	360.00	150	Vertical	Pass
5**	8053.112	40.03	-0.93	54.0	-13.97	AV	360.00	150	Vertical	Pass
6	12249.463	50.55	2.66	74.0	-23.45	Peak	83.00	150	Vertical	Pass
6**	12249.463	41.48	2.66	54.0	-12.52	AV	83.00	150	Vertical	Pass

11n20, U-NII-1, 1 GHz to 18 GHz, Low channel, ANT H

No.	Frequency (MHz)	Results (dBuV/m)	Factor (dB)	Limit (dBuV/m)	Over Limit (dB)	Detector	Table (Degree)	Height (cm)	Antenna	Verdict
1	1370.000	37.73	-17.62	74.0	-36.27	Peak	288.00	150	Horizontal	Pass
1**	1370.000	27.53	-17.62	54.0	-26.47	AV	288.00	150	Horizontal	Pass
2	2786.200	42.81	-11.09	74.0	-31.19	Peak	77.00	150	Horizontal	Pass
2**	2786.200	34.03	-11.09	54.0	-19.97	AV	77.00	150	Horizontal	Pass
3	4145.000	47.99	-5.30	74.0	-26.01	Peak	0.00	150	Horizontal	Pass
3**	4145.000	36.87	-5.30	54.0	-17.13	AV	0.00	150	Horizontal	Pass
4	5179.200	106.37	-3.15	--	-130.63	Peak	237.00	150	Horizontal	N/A
4**	5179.200	99.38	-3.15	--	99.38	AV	237.00	150	Horizontal	N/A
5	8115.212	48.34	-1.25	74.0	-25.66	Peak	360.00	150	Horizontal	Pass
5**	8115.212	38.70	-1.25	54.0	-15.30	AV	360.00	150	Horizontal	Pass
6	12262.400	50.78	2.56	74.0	-23.22	Peak	31.00	150	Horizontal	Pass
6**	12262.400	41.40	2.56	54.0	-12.60	AV	31.00	150	Horizontal	Pass

11n20, U-NII-1, 1 GHz to 18 GHz, Low channel, ANT V

No.	Frequency (MHz)	Results (dBuV/m)	Factor (dB)	Limit (dBuV/m)	Over Limit (dB)	Detector	Table (Degree)	Height (cm)	Antenna	Verdict
1	1354.500	37.83	-17.57	74.0	-36.17	Peak	275.00	150	Vertical	Pass
1**	1354.500	27.91	-17.57	54.0	-26.09	AV	275.00	150	Vertical	Pass
2	2811.700	42.68	-10.82	74.0	-31.32	Peak	155.00	150	Vertical	Pass
2**	2811.700	33.18	-10.82	54.0	-20.82	AV	155.00	150	Vertical	Pass
3	4310.400	47.36	-5.02	74.0	-26.64	Peak	81.00	150	Vertical	Pass
3**	4310.400	38.43	-5.02	54.0	-15.57	AV	81.00	150	Vertical	Pass
4	5181.400	98.52	-3.19	--	-243.48	Peak	342.00	150	Vertical	N/A
4**	5181.400	91.24	-3.19	--	91.24	AV	342.00	150	Vertical	N/A
5	7543.375	47.92	-1.63	74.0	-26.08	Peak	203.00	150	Vertical	Pass
5**	7543.375	38.62	-1.63	54.0	-15.38	AV	203.00	150	Vertical	Pass
6	12285.688	51.07	2.37	74.0	-22.93	Peak	259.00	150	Vertical	Pass
6**	12285.688	41.08	2.37	54.0	-12.92	AV	259.00	150	Vertical	Pass

11n20, U-NII-1, 1 GHz to 18 GHz, Middle channel, ANT H

No.	Frequency (MHz)	Results (dBuV/m)	Factor (dB)	Limit (dBuV/m)	Over Limit (dB)	Detector	Table (Degree)	Height (cm)	Antenna	Verdict
1	1464.100	37.99	-17.67	74.0	-36.01	Peak	53.00	150	Horizontal	Pass
1**	1464.100	27.38	-17.67	54.0	-26.62	AV	53.00	150	Horizontal	Pass
2	2321.900	42.51	-12.87	74.0	-31.49	Peak	222.00	150	Horizontal	Pass
2**	2321.900	32.35	-12.87	54.0	-21.65	AV	222.00	150	Horizontal	Pass
3	4258.800	46.91	-4.76	74.0	-27.09	Peak	65.00	150	Horizontal	Pass
3**	4258.800	38.33	-4.76	54.0	-15.67	AV	65.00	150	Horizontal	Pass
4	5221.200	106.44	-3.42	--	-196.56	Peak	303.00	150	Horizontal	N/A
4**	5221.200	99.89	-3.42	--	99.89	AV	303.00	150	Horizontal	N/A
5	8121.250	48.11	-1.32	74.0	-25.89	Peak	293.00	150	Horizontal	Pass
5**	8121.250	38.62	-1.32	54.0	-15.38	AV	293.00	150	Horizontal	Pass
6	12225.887	50.82	2.61	74.0	-23.18	Peak	331.00	150	Horizontal	Pass
6**	12225.887	41.71	2.61	54.0	-12.29	AV	331.00	150	Horizontal	Pass

11n20, U-NII-1, 1 GHz to 18 GHz, Middle channel, ANT V

No.	Frequency (MHz)	Results (dBuV/m)	Factor (dB)	Limit (dBuV/m)	Over Limit (dB)	Detector	Table (Degree)	Height (cm)	Antenna	Verdict
1	1511.600	38.31	-17.80	74.0	-35.69	Peak	157.00	150	Vertical	Pass
1**	1511.600	28.13	-17.80	54.0	-25.87	AV	157.00	150	Vertical	Pass
2	2806.100	42.65	-11.00	74.0	-31.35	Peak	22.00	150	Vertical	Pass
2**	2806.100	34.15	-11.00	54.0	-19.85	AV	22.00	150	Vertical	Pass
3	3765.800	46.35	-6.35	74.0	-27.65	Peak	315.00	150	Vertical	Pass
3**	3765.800	36.57	-6.35	54.0	-17.43	AV	315.00	150	Vertical	Pass
4	5221.000	98.61	-3.42	--	-240.39	Peak	339.00	150	Vertical	N/A
4**	5221.000	91.16	-3.42	--	91.16	AV	339.00	150	Vertical	N/A
5	8096.525	48.19	-0.99	74.0	-25.81	Peak	161.00	150	Vertical	Pass
5**	8096.525	38.54	-0.99	54.0	-15.46	AV	161.00	150	Vertical	Pass
6	11670.150	50.64	2.48	74.0	-23.36	Peak	1.00	150	Vertical	Pass
6**	11670.150	40.82	2.48	54.0	-13.18	AV	1.00	150	Vertical	Pass

11n20, U-NII-1, 1 GHz to 18 GHz, High channel, ANT H

No.	Frequency (MHz)	Results (dBuV/m)	Factor (dB)	Limit (dBuV/m)	Over Limit (dB)	Detector	Table (Degree)	Height (cm)	Antenna	Verdict
1	1520.000	38.74	-17.72	74.0	-35.26	Peak	238.00	150	Horizontal	Pass
1**	1520.000	28.22	-17.72	54.0	-25.78	AV	238.00	150	Horizontal	Pass
2	2791.400	43.76	-11.13	74.0	-30.24	Peak	343.00	150	Horizontal	Pass
2**	2791.400	34.44	-11.13	54.0	-19.56	AV	343.00	150	Horizontal	Pass
3	4361.600	48.89	-5.01	74.0	-25.11	Peak	39.00	150	Horizontal	Pass
3**	4361.600	38.68	-5.01	54.0	-15.32	AV	39.00	150	Horizontal	Pass
4	5239.000	109.24	-3.66	--	-116.76	Peak	226.00	150	Horizontal	N/A
4**	5239.000	101.53	-3.66	--	101.53	AV	226.00	150	Horizontal	N/A
5	8061.450	48.40	-1.01	74.0	-25.60	Peak	214.00	150	Horizontal	Pass
5**	8061.450	39.78	-1.01	54.0	-14.22	AV	214.00	150	Horizontal	Pass
6	12253.200	50.59	2.64	74.0	-23.41	Peak	360.00	150	Horizontal	Pass
6**	12253.200	41.64	2.64	54.0	-12.36	AV	360.00	150	Horizontal	Pass

11n20, U-NII-1, 1 GHz to 18 GHz, High channel, ANT V

No.	Frequency (MHz)	Results (dBuV/m)	Factor (dB)	Limit (dBuV/m)	Over Limit (dB)	Detector	Table (Degree)	Height (cm)	Antenna	Verdict
1	1120.000	36.83	-18.40	74.0	-37.17	Peak	321.00	150	Vertical	Pass
1**	1120.000	26.98	-18.40	54.0	-27.02	AV	321.00	150	Vertical	Pass
2	2763.300	42.41	-11.14	74.0	-31.59	Peak	321.00	150	Vertical	Pass
2**	2763.300	33.06	-11.14	54.0	-20.94	AV	321.00	150	Vertical	Pass
3	4133.200	47.03	-5.61	74.0	-26.97	Peak	166.00	150	Vertical	Pass
3**	4133.200	37.43	-5.61	54.0	-16.57	AV	166.00	150	Vertical	Pass
4	5237.800	99.57	-3.65	--	-239.43	Peak	339.00	150	Vertical	N/A
4**	5237.800	91.62	-3.65	--	91.62	AV	339.00	150	Vertical	N/A
5	7553.725	47.37	-1.56	74.0	-26.63	Peak	299.00	150	Vertical	Pass
5**	7553.725	38.69	-1.56	54.0	-15.31	AV	299.00	150	Vertical	Pass
6	12252.625	51.20	2.64	74.0	-22.80	Peak	22.00	150	Vertical	Pass
6**	12252.625	41.97	2.64	54.0	-12.03	AV	22.00	150	Vertical	Pass

11n40, U-NII-1, 1 GHz to 18 GHz, Low channel, ANT H

No.	Frequency (MHz)	Results (dBuV/m)	Factor (dB)	Limit (dBuV/m)	Over Limit (dB)	Detector	Table (Degree)	Height (cm)	Antenna	Verdict
1	1197.600	36.94	-18.18	74.0	-37.06	Peak	249.00	150	Horizontal	Pass
1**	1197.600	26.88	-18.18	54.0	-27.12	AV	249.00	150	Horizontal	Pass
2	2224.100	41.38	-13.38	74.0	-32.62	Peak	126.00	150	Horizontal	Pass
2**	2224.100	32.02	-13.38	54.0	-21.98	AV	126.00	150	Horizontal	Pass
3	4043.400	47.25	-5.39	74.0	-26.75	Peak	194.00	150	Horizontal	Pass
3**	4043.400	38.39	-5.39	54.0	-15.61	AV	194.00	150	Horizontal	Pass
4	5193.200	105.03	-3.29	--	-137.97	Peak	243.00	150	Horizontal	N/A
4**	5193.200	98.09	-3.29	--	98.09	AV	243.00	150	Horizontal	N/A
5	8058.862	48.17	-1.00	74.0	-25.83	Peak	37.00	150	Horizontal	Pass
5**	8058.862	39.34	-1.00	54.0	-14.66	AV	37.00	150	Horizontal	Pass
6	12345.201	50.51	2.06	74.0	-23.49	Peak	360.00	150	Horizontal	Pass
6**	12345.201	41.05	2.06	54.0	-12.95	AV	360.00	150	Horizontal	Pass

11n40, U-NII-1, 1 GHz to 18 GHz, Low channel, ANT V

No.	Frequency (MHz)	Results (dBuV/m)	Factor (dB)	Limit (dBuV/m)	Over Limit (dB)	Detector	Table (Degree)	Height (cm)	Antenna	Verdict
1	1549.700	37.72	-17.69	74.0	-36.28	Peak	286.00	150	Vertical	Pass
1**	1549.700	27.54	-17.69	54.0	-26.46	AV	286.00	150	Vertical	Pass
2	2274.100	42.00	-12.99	74.0	-32.00	Peak	131.00	150	Vertical	Pass
2**	2274.100	32.46	-12.99	54.0	-21.54	AV	131.00	150	Vertical	Pass
3	3976.600	47.89	-5.65	74.0	-26.11	Peak	119.00	150	Vertical	Pass
3**	3976.600	38.01	-5.65	54.0	-15.99	AV	119.00	150	Vertical	Pass
4	5194.200	94.57	-3.29	--	-253.43	Peak	348.00	150	Vertical	N/A
4**	5194.200	86.20	-3.29	--	86.20	AV	348.00	150	Vertical	N/A
5	7497.662	47.21	-1.86	74.0	-26.79	Peak	294.00	150	Vertical	Pass
5**	7497.662	38.54	-1.86	54.0	-15.46	AV	294.00	150	Vertical	Pass
6	11784.863	50.53	1.20	74.0	-23.47	Peak	223.00	150	Vertical	Pass
6**	11784.863	40.04	1.20	54.0	-13.96	AV	223.00	150	Vertical	Pass

11n40, U-NII-1, 1 GHz to 18 GHz, High channel, ANT H

No.	Frequency (MHz)	Results (dBuV/m)	Factor (dB)	Limit (dBuV/m)	Over Limit (dB)	Detector	Table (Degree)	Height (cm)	Antenna	Verdict
1	1112.200	36.08	-18.46	74.0	-37.92	Peak	278.00	150	Horizontal	Pass
1**	1112.200	26.44	-18.46	54.0	-27.56	AV	278.00	150	Horizontal	Pass
2	2247.100	41.62	-13.15	74.0	-32.38	Peak	278.00	150	Horizontal	Pass
2**	2247.100	31.36	-13.15	54.0	-22.64	AV	278.00	150	Horizontal	Pass
3	3810.400	46.53	-6.50	74.0	-27.47	Peak	24.00	150	Horizontal	Pass
3**	3810.400	37.32	-6.50	54.0	-16.68	AV	24.00	150	Horizontal	Pass
4	5227.400	105.23	-3.50	--	-140.77	Peak	246.00	150	Horizontal	N/A
4**	5227.400	97.79	-3.50	--	97.79	AV	246.00	150	Horizontal	N/A
5	7549.700	48.32	-1.60	74.0	-25.68	Peak	18.00	150	Horizontal	Pass
5**	7549.700	38.89	-1.60	54.0	-15.11	AV	18.00	150	Horizontal	Pass
6	12214.388	50.51	2.59	74.0	-23.49	Peak	99.00	150	Horizontal	Pass
6**	12214.388	41.75	2.59	54.0	-12.25	AV	99.00	150	Horizontal	Pass

11n40, U-NII-1, 1 GHz to 18 GHz, High channel, ANT V

No.	Frequency (MHz)	Results (dBuV/m)	Factor (dB)	Limit (dBuV/m)	Over Limit (dB)	Detector	Table (Degree)	Height (cm)	Antenna	Verdict
1	1135.400	36.11	-18.26	74.0	-37.89	Peak	112.00	150	Vertical	Pass
1**	1135.400	26.98	-18.26	54.0	-27.02	AV	112.00	150	Vertical	Pass
2	2767.300	43.20	-11.24	74.0	-30.80	Peak	300.00	150	Vertical	Pass
2**	2767.300	32.57	-11.24	54.0	-21.43	AV	300.00	150	Vertical	Pass
3	3963.800	47.72	-5.31	74.0	-26.28	Peak	198.00	150	Vertical	Pass
3**	3963.800	38.71	-5.31	54.0	-15.29	AV	198.00	150	Vertical	Pass
4	5235.200	94.42	-3.66	--	-253.58	Peak	348.00	150	Vertical	N/A
4**	5235.200	87.55	-3.66	--	87.55	AV	348.00	150	Vertical	N/A
5	7525.263	47.84	-1.61	74.0	-26.16	Peak	352.00	150	Vertical	Pass
5**	7525.263	38.39	-1.61	54.0	-15.61	AV	352.00	150	Vertical	Pass
6	12312.713	51.48	2.23	74.0	-22.52	Peak	38.00	150	Vertical	Pass
6**	12312.713	40.99	2.23	54.0	-13.01	AV	38.00	150	Vertical	Pass

11ac20, U-NII-1, 1 GHz to 18 GHz, Low channel, ANT H

No.	Frequency (MHz)	Results (dBuV/m)	Factor (dB)	Limit (dBuV/m)	Over Limit (dB)	Detector	Table (Degree)	Height (cm)	Antenna	Verdict
1	1169.100	36.60	-18.41	74.0	-37.40	Peak	32.00	150	Horizontal	Pass
1**	1169.100	26.84	-18.41	54.0	-27.16	AV	32.00	150	Horizontal	Pass
2	2764.100	42.98	-11.16	74.0	-31.02	Peak	244.00	150	Horizontal	Pass
2**	2764.100	33.07	-11.16	54.0	-20.93	AV	244.00	150	Horizontal	Pass
3	3968.200	47.50	-5.35	74.0	-26.50	Peak	72.00	150	Horizontal	Pass
3**	3968.200	37.97	-5.35	54.0	-16.03	AV	72.00	150	Horizontal	Pass
4	5176.200	107.94	-3.15	--	-137.06	Peak	245.00	150	Horizontal	N/A
4**	5176.200	100.38	-3.15	--	100.38	AV	245.00	150	Horizontal	N/A
5	7470.638	47.72	-2.04	74.0	-26.28	Peak	109.00	150	Horizontal	Pass
5**	7470.638	37.54	-2.04	54.0	-16.46	AV	109.00	150	Horizontal	Pass
6	12398.099	51.09	1.78	74.0	-22.91	Peak	360.00	150	Horizontal	Pass
6**	12398.099	41.64	1.78	54.0	-12.36	AV	360.00	150	Horizontal	Pass

11ac20, U-NII-1, 1 GHz to 18 GHz, Low channel, ANT V

No.	Frequency (MHz)	Results (dBuV/m)	Factor (dB)	Limit (dBuV/m)	Over Limit (dB)	Detector	Table (Degree)	Height (cm)	Antenna	Verdict
1	1121.300	36.54	-18.32	74.0	-37.46	Peak	33.00	150	Vertical	Pass
1**	1121.300	27.26	-18.32	54.0	-26.74	AV	33.00	150	Vertical	Pass
2	1385.100	38.38	-17.48	74.0	-35.62	Peak	360.00	150	Vertical	Pass
2**	1385.100	27.76	-17.48	54.0	-26.24	AV	360.00	150	Vertical	Pass
3	4273.800	48.48	-4.76	74.0	-25.52	Peak	261.00	150	Vertical	Pass
3**	4273.800	38.67	-4.76	54.0	-15.33	AV	261.00	150	Vertical	Pass
4	5182.800	96.47	-3.23	--	-234.53	Peak	331.00	150	Vertical	N/A
4**	5182.800	89.26	-3.23	--	89.26	AV	331.00	150	Vertical	N/A
5	7496.225	47.29	-1.85	74.0	-26.71	Peak	78.00	150	Vertical	Pass
5**	7496.225	38.12	-1.85	54.0	-15.88	AV	78.00	150	Vertical	Pass
6	12217.263	50.74	2.59	74.0	-23.26	Peak	1.00	150	Vertical	Pass
6**	12217.263	41.22	2.59	54.0	-12.78	AV	1.00	150	Vertical	Pass

11ac20, U-NII-1, 1 GHz to 18 GHz, Middle channel, ANT H

No.	Frequency (MHz)	Results (dBuV/m)	Factor (dB)	Limit (dBuV/m)	Over Limit (dB)	Detector	Table (Degree)	Height (cm)	Antenna	Verdict
1	1156.200	36.28	-18.34	74.0	-37.72	Peak	315.00	150	Horizontal	Pass
1**	1156.200	26.24	-18.34	54.0	-27.76	AV	315.00	150	Horizontal	Pass
2	2261.100	41.20	-13.10	74.0	-32.80	Peak	178.00	150	Horizontal	Pass
2**	2261.100	31.48	-13.10	54.0	-22.52	AV	178.00	150	Horizontal	Pass
3	4193.400	48.56	-5.28	74.0	-25.44	Peak	87.00	150	Horizontal	Pass
3**	4193.400	38.05	-5.28	54.0	-15.95	AV	87.00	150	Horizontal	Pass
4	5219.000	107.90	-3.48	--	-129.10	Peak	237.00	150	Horizontal	N/A
4**	5219.000	100.50	-3.48	--	100.50	AV	237.00	150	Horizontal	N/A
5	7560.912	47.56	-1.79	74.0	-26.44	Peak	223.00	150	Horizontal	Pass
5**	7560.912	38.38	-1.79	54.0	-15.62	AV	223.00	150	Horizontal	Pass
6	11661.525	50.53	2.51	74.0	-23.47	Peak	18.00	150	Horizontal	Pass
6**	11661.525	40.95	2.51	54.0	-13.05	AV	18.00	150	Horizontal	Pass

11ac20, U-NII-1, 1 GHz to 18 GHz, Middle channel, ANT V

No.	Frequency (MHz)	Results (dBuV/m)	Factor (dB)	Limit (dBuV/m)	Over Limit (dB)	Detector	Table (Degree)	Height (cm)	Antenna	Verdict
1	1184.700	36.91	-18.26	74.0	-37.09	Peak	114.00	150	Vertical	Pass
1**	1184.700	27.35	-18.26	54.0	-26.65	AV	114.00	150	Vertical	Pass
2	2247.100	41.64	-13.15	74.0	-32.36	Peak	36.00	150	Vertical	Pass
2**	2247.100	32.51	-13.15	54.0	-21.49	AV	36.00	150	Vertical	Pass
3	3762.400	46.76	-6.54	74.0	-27.24	Peak	260.00	150	Vertical	Pass
3**	3762.400	38.21	-6.54	54.0	-15.79	AV	260.00	150	Vertical	Pass
4	5217.800	97.52	-3.44	--	-250.48	Peak	348.00	150	Vertical	N/A
4**	5217.800	89.90	-3.44	--	89.90	AV	348.00	150	Vertical	N/A
5	7536.475	47.34	-1.72	74.0	-26.66	Peak	58.00	150	Vertical	Pass
5**	7536.475	38.75	-1.72	54.0	-15.25	AV	58.00	150	Vertical	Pass
6	11738.863	50.79	1.71	74.0	-23.21	Peak	182.00	150	Vertical	Pass
6**	11738.863	40.55	1.71	54.0	-13.45	AV	182.00	150	Vertical	Pass

11ac20, U-NII-1, 1 GHz to 18 GHz, High channel, ANT H

No.	Frequency (MHz)	Results (dBuV/m)	Factor (dB)	Limit (dBuV/m)	Over Limit (dB)	Detector	Table (Degree)	Height (cm)	Antenna	Verdict
1	1025.900	36.33	-18.38	74.0	-37.67	Peak	129.00	150	Horizontal	Pass
1**	1025.900	26.81	-18.38	54.0	-27.19	AV	129.00	150	Horizontal	Pass
2	1346.000	37.73	-17.67	74.0	-36.27	Peak	103.00	150	Horizontal	Pass
2**	1346.000	27.87	-17.67	54.0	-26.13	AV	103.00	150	Horizontal	Pass
3	4205.200	47.86	-5.13	74.0	-26.14	Peak	355.00	150	Horizontal	Pass
3**	4205.200	38.85	-5.13	54.0	-15.15	AV	355.00	150	Horizontal	Pass
4	5237.800	107.46	-3.65	--	-131.54	Peak	239.00	150	Horizontal	N/A
4**	5237.800	99.93	-3.65	--	99.93	AV	239.00	150	Horizontal	N/A
5	7481.275	47.09	-1.86	74.0	-26.91	Peak	48.00	150	Horizontal	Pass
5**	7481.275	37.89	-1.86	54.0	-16.11	AV	48.00	150	Horizontal	Pass
6	11712.987	50.42	2.11	74.0	-23.58	Peak	200.00	150	Horizontal	Pass
6**	11712.987	41.62	2.11	54.0	-12.38	AV	200.00	150	Horizontal	Pass

11ac20, U-NII-1, 1 GHz to 18 GHz, High channel, ANT V

No.	Frequency (MHz)	Results (dBuV/m)	Factor (dB)	Limit (dBuV/m)	Over Limit (dB)	Detector	Table (Degree)	Height (cm)	Antenna	Verdict
1	1176.100	36.94	-18.48	74.0	-37.06	Peak	86.00	150	Vertical	Pass
1**	1176.100	27.35	-18.48	54.0	-26.65	AV	86.00	150	Vertical	Pass
2	2788.700	42.42	-11.07	74.0	-31.58	Peak	13.00	150	Vertical	Pass
2**	2788.700	33.15	-11.07	54.0	-20.85	AV	13.00	150	Vertical	Pass
3	3962.400	46.96	-5.40	74.0	-27.04	Peak	211.00	150	Vertical	Pass
3**	3962.400	37.96	-5.40	54.0	-16.04	AV	211.00	150	Vertical	Pass
4	5241.000	98.07	-3.70	--	-261.93	Peak	360.00	150	Vertical	N/A
4**	5241.000	91.19	-3.70	--	91.19	AV	360.00	150	Vertical	N/A
5	8053.112	48.10	-0.93	74.0	-25.90	Peak	243.00	150	Vertical	Pass
5**	8053.112	39.67	-0.93	54.0	-14.33	AV	243.00	150	Vertical	Pass
6	12244.575	50.96	2.65	74.0	-23.04	Peak	360.00	150	Vertical	Pass
6**	12244.575	40.95	2.65	54.0	-13.05	AV	360.00	150	Vertical	Pass

11ac40, U-NII-1, 1 GHz to 18 GHz, Low channel, ANT H

No.	Frequency (MHz)	Results (dBuV/m)	Factor (dB)	Limit (dBuV/m)	Over Limit (dB)	Detector	Table (Degree)	Height (cm)	Antenna	Verdict
1	1155.800	36.67	-18.35	74.0	-37.33	Peak	322.00	150	Horizontal	Pass
1**	1155.800	26.61	-18.35	54.0	-27.39	AV	322.00	150	Horizontal	Pass
2	2817.200	42.95	-10.63	74.0	-31.05	Peak	43.00	150	Horizontal	Pass
2**	2817.200	32.89	-10.63	54.0	-21.11	AV	43.00	150	Horizontal	Pass
3	3970.000	47.20	-5.32	74.0	-26.80	Peak	355.00	150	Horizontal	Pass
3**	3970.000	38.01	-5.32	54.0	-15.99	AV	355.00	150	Horizontal	Pass
4	5193.200	104.62	-3.29	--	-137.38	Peak	242.00	150	Horizontal	N/A
4**	5193.200	97.13	-3.29	--	97.13	AV	242.00	150	Horizontal	N/A
5	7548.550	47.62	-1.59	74.0	-26.38	Peak	209.00	150	Horizontal	Pass
5**	7548.550	38.50	-1.59	54.0	-15.50	AV	209.00	150	Horizontal	Pass
6	12255.213	50.93	2.62	74.0	-23.07	Peak	61.00	150	Horizontal	Pass
6**	12255.213	41.62	2.62	54.0	-12.38	AV	61.00	150	Horizontal	Pass

11ac40, U-NII-1, 1 GHz to 18 GHz, Low channel, ANT V

No.	Frequency (MHz)	Results (dBuV/m)	Factor (dB)	Limit (dBuV/m)	Over Limit (dB)	Detector	Table (Degree)	Height (cm)	Antenna	Verdict
1	1178.200	37.72	-18.43	74.0	-36.28	Peak	185.00	150	Vertical	Pass
1**	1178.200	26.53	-18.43	54.0	-27.47	AV	185.00	150	Vertical	Pass
2	2844.400	42.63	-10.80	74.0	-31.37	Peak	221.00	150	Vertical	Pass
2**	2844.400	33.07	-10.80	54.0	-20.93	AV	221.00	150	Vertical	Pass
3	4242.400	48.12	-4.99	74.0	-25.88	Peak	185.00	150	Vertical	Pass
3**	4242.400	38.30	-4.99	54.0	-15.70	AV	185.00	150	Vertical	Pass
4	5188.600	94.44	-3.17	--	-252.56	Peak	347.00	150	Vertical	N/A
4**	5188.600	87.11	-3.17	--	87.11	AV	347.00	150	Vertical	N/A
5	7516.350	47.90	-1.66	74.0	-26.10	Peak	284.00	150	Vertical	Pass
5**	7516.350	38.62	-1.66	54.0	-15.38	AV	284.00	150	Vertical	Pass
6	11617.250	50.65	2.19	74.0	-23.35	Peak	335.00	150	Vertical	Pass
6**	11617.250	40.57	2.19	54.0	-13.43	AV	335.00	150	Vertical	Pass

11ac40, U-NII-1, 1 GHz to 18 GHz, High channel, ANT H

No.	Frequency (MHz)	Results (dBuV/m)	Factor (dB)	Limit (dBuV/m)	Over Limit (dB)	Detector	Table (Degree)	Height (cm)	Antenna	Verdict
1	1195.800	36.73	-18.19	74.0	-37.27	Peak	163.00	150	Horizontal	Pass
1**	1195.800	27.08	-18.19	54.0	-26.92	AV	163.00	150	Horizontal	Pass
2	1539.100	37.35	-17.75	74.0	-36.65	Peak	360.00	150	Horizontal	Pass
2**	1539.100	28.19	-17.75	54.0	-25.81	AV	360.00	150	Horizontal	Pass
3	3781.800	47.23	-5.60	74.0	-26.77	Peak	19.00	150	Horizontal	Pass
3**	3781.800	37.50	-5.60	54.0	-16.50	AV	19.00	150	Horizontal	Pass
4	5224.000	104.24	-3.47	--	-143.76	Peak	248.00	150	Horizontal	N/A
4**	5224.000	96.68	-3.47	--	96.68	AV	248.00	150	Horizontal	N/A
5	7487.312	47.93	-1.85	74.0	-26.07	Peak	299.00	150	Horizontal	Pass
5**	7487.312	39.03	-1.85	54.0	-14.97	AV	299.00	150	Horizontal	Pass
6	11723.625	50.61	1.94	74.0	-23.39	Peak	99.00	150	Horizontal	Pass
6**	11723.625	41.12	1.94	54.0	-12.88	AV	99.00	150	Horizontal	Pass

11ac40, U-NII-1, 1 GHz to 18 GHz, High channel, ANT V

No.	Frequency (MHz)	Results (dBuV/m)	Factor (dB)	Limit (dBuV/m)	Over Limit (dB)	Detector	Table (Degree)	Height (cm)	Antenna	Verdict
1	1177.500	37.09	-18.46	74.0	-36.91	Peak	81.00	150	Vertical	Pass
1**	1177.500	27.40	-18.46	54.0	-26.60	AV	81.00	150	Vertical	Pass
2	1511.800	37.88	-17.80	74.0	-36.12	Peak	184.00	150	Vertical	Pass
2**	1511.800	28.52	-17.80	54.0	-25.48	AV	184.00	150	Vertical	Pass
3	3798.600	47.37	-5.80	74.0	-26.63	Peak	282.00	150	Vertical	Pass
3**	3798.600	36.86	-5.80	54.0	-17.14	AV	282.00	150	Vertical	Pass
4	5233.000	95.07	-3.61	--	-247.93	Peak	343.00	150	Vertical	N/A
4**	5233.000	87.86	-3.61	--	87.86	AV	343.00	150	Vertical	N/A
5	7564.362	47.95	-1.88	74.0	-26.05	Peak	125.00	150	Vertical	Pass
5**	7564.362	38.35	-1.88	54.0	-15.65	AV	125.00	150	Vertical	Pass
6	12227.037	51.97	2.61	74.0	-22.03	Peak	148.00	150	Vertical	Pass
6**	12227.037	41.85	2.61	54.0	-12.15	AV	148.00	150	Vertical	Pass

11ac80, U-NII-1, 1 GHz to 18 GHz, Middle channel, ANT H

No.	Frequency (MHz)	Results (dBuV/m)	Factor (dB)	Limit (dBuV/m)	Over Limit (dB)	Detector	Table (Degree)	Height (cm)	Antenna	Verdict
1	1043.600	38.85	-18.51	74.0	-35.15	Peak	64.00	150	Horizontal	Pass
1**	1043.600	26.07	-18.51	54.0	-27.93	AV	64.00	150	Horizontal	Pass
2	2810.800	41.97	-10.83	74.0	-32.03	Peak	53.00	150	Horizontal	Pass
2**	2810.800	33.28	-10.83	54.0	-20.72	AV	53.00	150	Horizontal	Pass
3	3772.600	47.16	-5.95	74.0	-26.84	Peak	316.00	150	Horizontal	Pass
3**	3772.600	37.23	-5.95	54.0	-16.77	AV	316.00	150	Horizontal	Pass
4	5207.800	102.32	-3.40	--	-146.68	Peak	249.00	150	Horizontal	N/A
4**	5207.800	94.32	-3.40	--	94.32	AV	249.00	150	Horizontal	N/A
5	7525.837	47.34	-1.60	74.0	-26.66	Peak	154.00	150	Horizontal	Pass
5**	7525.837	39.43	-1.60	54.0	-14.57	AV	154.00	150	Horizontal	Pass
6	11819.650	51.06	0.94	74.0	-22.94	Peak	63.00	150	Horizontal	Pass
6**	11819.650	40.56	0.94	54.0	-13.44	AV	63.00	150	Horizontal	Pass

11ac80, U-NII-1, 1 GHz to 18 GHz, Middle channel, ANT V

No.	Frequency (MHz)	Results (dBuV/m)	Factor (dB)	Limit (dBuV/m)	Over Limit (dB)	Detector	Table (Degree)	Height (cm)	Antenna	Verdict
1	1095.700	36.24	-18.58	74.0	-37.76	Peak	63.00	150	Vertical	Pass
1**	1095.700	26.25	-18.58	54.0	-27.75	AV	63.00	150	Vertical	Pass
2	2737.100	42.33	-10.76	74.0	-31.67	Peak	344.00	150	Vertical	Pass
2**	2737.100	32.67	-10.76	54.0	-21.33	AV	344.00	150	Vertical	Pass
3	3786.200	46.68	-5.51	74.0	-27.32	Peak	48.00	150	Vertical	Pass
3**	3786.200	37.92	-5.51	54.0	-16.08	AV	48.00	150	Vertical	Pass
4	5212.400	92.44	-3.42	--	-249.56	Peak	342.00	150	Vertical	N/A
4**	5212.400	84.60	-3.42	--	84.60	AV	342.00	150	Vertical	N/A
5	7551.425	47.09	-1.58	74.0	-26.91	Peak	137.00	150	Vertical	Pass
5**	7551.425	39.13	-1.58	54.0	-14.87	AV	137.00	150	Vertical	Pass
6	12287.988	51.33	2.36	74.0	-22.67	Peak	61.00	150	Vertical	Pass
6**	12287.988	41.16	2.36	54.0	-12.84	AV	61.00	150	Vertical	Pass

11a, U-NII-2A, 1 GHz to 18 GHz, Low channel, ANT H

No.	Frequency (MHz)	Results (dBuV/m)	Factor (dB)	Limit (dBuV/m)	Over Limit (dB)	Detector	Table (Degree)	Height (cm)	Antenna	Verdict
1	1595.200	38.16	-17.83	74.0	-35.84	Peak	282.00	150	Horizontal	Pass
1**	1595.200	27.95	-17.83	54.0	-26.05	AV	282.00	150	Horizontal	Pass
2	2832.800	42.45	-10.73	74.0	-31.55	Peak	259.00	150	Horizontal	Pass
2**	2832.800	32.93	-10.73	54.0	-21.07	AV	259.00	150	Horizontal	Pass
3	3959.000	47.31	-5.65	74.0	-26.69	Peak	66.00	150	Horizontal	Pass
3**	3959.000	38.30	-5.65	54.0	-15.70	AV	66.00	150	Horizontal	Pass
4	5261.000	106.15	-3.81	--	-131.85	Peak	238.00	150	Horizontal	N/A
4**	5261.000	98.43	-3.81	--	98.43	AV	238.00	150	Horizontal	N/A
5	7573.562	47.16	-2.09	74.0	-26.84	Peak	360.00	150	Horizontal	Pass
5**	7573.562	38.43	-2.09	54.0	-15.57	AV	360.00	150	Horizontal	Pass
6	11708.387	51.04	2.18	74.0	-22.96	Peak	42.00	150	Horizontal	Pass
6**	11708.387	40.90	2.18	54.0	-13.10	AV	42.00	150	Horizontal	Pass

11a, U-NII-2A, 1 GHz to 18 GHz, Low channel, ANT V

No.	Frequency (MHz)	Results (dBuV/m)	Factor (dB)	Limit (dBuV/m)	Over Limit (dB)	Detector	Table (Degree)	Height (cm)	Antenna	Verdict
1	1213.100	36.83	-17.95	74.0	-37.17	Peak	0.00	150	Vertical	Pass
1**	1213.100	27.57	-17.95	54.0	-26.43	AV	0.00	150	Vertical	Pass
2	2273.600	41.37	-13.00	74.0	-32.63	Peak	156.00	150	Vertical	Pass
2**	2273.600	33.24	-13.00	54.0	-20.76	AV	156.00	150	Vertical	Pass
3	3787.600	47.65	-5.50	74.0	-26.35	Peak	221.00	150	Vertical	Pass
3**	3787.600	37.87	-5.50	54.0	-16.13	AV	221.00	150	Vertical	Pass
4	5258.200	98.89	-3.82	--	-261.11	Peak	360.00	150	Vertical	N/A
4**	5258.200	91.60	-3.82	--	91.60	AV	360.00	150	Vertical	N/A
5	7595.125	46.89	-2.29	74.0	-27.11	Peak	181.00	150	Vertical	Pass
5**	7595.125	37.97	-2.29	54.0	-16.03	AV	181.00	150	Vertical	Pass
6	11194.050	49.89	0.36	74.0	-24.11	Peak	218.00	150	Vertical	Pass
6**	11194.050	40.03	0.36	54.0	-13.97	AV	218.00	150	Vertical	Pass

11a, U-NII-2A, 1 GHz to 18 GHz, Middle channel, ANT H

No.	Frequency (MHz)	Results (dBuV/m)	Factor (dB)	Limit (dBuV/m)	Over Limit (dB)	Detector	Table (Degree)	Height (cm)	Antenna	Verdict
1	1208.000	36.83	-18.19	74.0	-37.17	Peak	199.00	150	Horizontal	Pass
1**	1208.000	27.24	-18.19	54.0	-26.76	AV	199.00	150	Horizontal	Pass
2	2787.300	42.71	-11.07	74.0	-31.29	Peak	149.00	150	Horizontal	Pass
2**	2787.300	33.23	-11.07	54.0	-20.77	AV	149.00	150	Horizontal	Pass
3	3995.200	47.81	-5.68	74.0	-26.19	Peak	148.00	150	Horizontal	Pass
3**	3995.200	37.67	-5.68	54.0	-16.33	AV	148.00	150	Horizontal	Pass
4	5298.600	107.32	-3.35	--	-129.68	Peak	237.00	150	Horizontal	N/A
4**	5298.600	99.16	-3.35	--	99.16	AV	237.00	150	Horizontal	N/A
5	7501.112	47.30	-1.93	74.0	-26.70	Peak	39.00	150	Horizontal	Pass
5**	7501.112	38.11	-1.93	54.0	-15.89	AV	39.00	150	Horizontal	Pass
6	11651.174	50.61	2.55	74.0	-23.39	Peak	78.00	150	Horizontal	Pass
6**	11651.174	41.17	2.55	54.0	-12.83	AV	78.00	150	Horizontal	Pass

11a, U-NII-2A, 1 GHz to 18 GHz, Middle channel, ANT V

No.	Frequency (MHz)	Results (dBuV/m)	Factor (dB)	Limit (dBuV/m)	Over Limit (dB)	Detector	Table (Degree)	Height (cm)	Antenna	Verdict
1	1109.400	36.99	-18.52	74.0	-37.01	Peak	74.00	150	Vertical	Pass
1**	1109.400	26.51	-18.52	54.0	-27.49	AV	74.00	150	Vertical	Pass
2	1517.600	38.30	-17.74	74.0	-35.70	Peak	331.00	150	Vertical	Pass
2**	1517.600	29.78	-17.74	54.0	-24.22	AV	331.00	150	Vertical	Pass
3	3761.000	47.09	-6.61	74.0	-26.91	Peak	338.00	150	Vertical	Pass
3**	3761.000	36.90	-6.61	54.0	-17.10	AV	338.00	150	Vertical	Pass
4	5301.200	99.22	-3.30	--	-238.78	Peak	338.00	150	Vertical	N/A
4**	5301.200	91.71	-3.30	--	91.71	AV	338.00	150	Vertical	N/A
5	7538.200	47.26	-1.69	74.0	-26.74	Peak	360.00	150	Vertical	Pass
5**	7538.200	38.83	-1.69	54.0	-15.17	AV	360.00	150	Vertical	Pass
6	11729.087	50.36	1.86	74.0	-23.64	Peak	312.00	150	Vertical	Pass
6**	11729.087	41.05	1.86	54.0	-12.95	AV	312.00	150	Vertical	Pass

11a, U-NII-2A, 1 GHz to 18 GHz, High channel, ANT H

No.	Frequency (MHz)	Results (dBuV/m)	Factor (dB)	Limit (dBuV/m)	Over Limit (dB)	Detector	Table (Degree)	Height (cm)	Antenna	Verdict
1	1128.200	36.50	-18.41	74.0	-37.50	Peak	0.00	150	Horizontal	Pass
1**	1128.200	26.39	-18.41	54.0	-27.61	AV	0.00	150	Horizontal	Pass
2	2801.800	42.52	-11.11	74.0	-31.48	Peak	38.00	150	Horizontal	Pass
2**	2801.800	32.39	-11.11	54.0	-21.61	AV	38.00	150	Horizontal	Pass
3	3903.600	47.88	-6.13	74.0	-26.12	Peak	136.00	150	Horizontal	Pass
3**	3903.600	38.70	-6.13	54.0	-15.30	AV	136.00	150	Horizontal	Pass
4	5321.800	106.80	-3.24	--	-138.20	Peak	245.00	150	Horizontal	N/A
4**	5321.800	99.19	-3.24	--	99.19	AV	245.00	150	Horizontal	N/A
5	7514.050	48.24	-1.71	74.0	-25.76	Peak	291.00	150	Horizontal	Pass
5**	7514.050	38.30	-1.71	54.0	-15.70	AV	291.00	150	Horizontal	Pass
6	11606.612	50.68	2.08	74.0	-23.32	Peak	360.00	150	Horizontal	Pass
6**	11606.612	40.11	2.08	54.0	-13.89	AV	360.00	150	Horizontal	Pass

11a, U-NII-2A, 1 GHz to 18 GHz, High channel, ANT V

No.	Frequency (MHz)	Results (dBuV/m)	Factor (dB)	Limit (dBuV/m)	Over Limit (dB)	Detector	Table (Degree)	Height (cm)	Antenna	Verdict
1	1178.000	36.27	-18.44	74.0	-37.73	Peak	360.00	150	Vertical	Pass
1**	1178.000	26.56	-18.44	54.0	-27.44	AV	360.00	150	Vertical	Pass
2	2231.700	41.22	-13.35	74.0	-32.78	Peak	10.00	150	Vertical	Pass
2**	2231.700	31.50	-13.35	54.0	-22.50	AV	10.00	150	Vertical	Pass
3	3771.200	46.96	-6.03	74.0	-27.04	Peak	254.00	150	Vertical	Pass
3**	3771.200	37.55	-6.03	54.0	-16.45	AV	254.00	150	Vertical	Pass
4	5318.800	99.49	-3.28	--	99.49	Peak	0.00	150	Vertical	N/A
4**	5318.800	93.10	-3.28	--	93.10	AV	0.00	150	Vertical	N/A
5	7487.888	47.56	-1.85	74.0	-26.44	Peak	203.00	150	Vertical	Pass
5**	7487.888	39.01	-1.85	54.0	-14.99	AV	203.00	150	Vertical	Pass
6	11637.662	50.43	2.42	74.0	-23.57	Peak	65.00	150	Vertical	Pass
6**	11637.662	41.38	2.42	54.0	-12.62	AV	65.00	150	Vertical	Pass

11n20, U-NII-2A, 1 GHz to 18 GHz, Low channel, ANT H

No.	Frequency (MHz)	Results (dBuV/m)	Factor (dB)	Limit (dBuV/m)	Over Limit (dB)	Detector	Table (Degree)	Height (cm)	Antenna	Verdict
1	1186.500	36.47	-18.28	74.0	-37.53	Peak	322.00	150	Horizontal	Pass
1**	1186.500	27.17	-18.28	54.0	-26.83	AV	322.00	150	Horizontal	Pass
2	2819.900	42.37	-10.63	74.0	-31.63	Peak	55.00	150	Horizontal	Pass
2**	2819.900	33.21	-10.63	54.0	-20.79	AV	55.00	150	Horizontal	Pass
3	3965.000	47.41	-5.27	74.0	-26.59	Peak	306.00	150	Horizontal	Pass
3**	3965.000	38.34	-5.27	54.0	-15.66	AV	306.00	150	Horizontal	Pass
4	5256.800	105.74	-3.83	--	-142.26	Peak	248.00	150	Horizontal	N/A
4**	5256.800	97.68	-3.83	--	97.68	AV	248.00	150	Horizontal	N/A
5	7548.550	47.14	-1.59	74.0	-26.86	Peak	360.00	150	Horizontal	Pass
5**	7548.550	38.15	-1.59	54.0	-15.85	AV	360.00	150	Horizontal	Pass
6	11760.137	50.25	1.44	74.0	-23.75	Peak	42.00	150	Horizontal	Pass
6**	11760.137	41.93	1.44	54.0	-12.07	AV	42.00	150	Horizontal	Pass

11n20, U-NII-2A, 1 GHz to 18 GHz, Low channel, ANT V

No.	Frequency (MHz)	Results (dBuV/m)	Factor (dB)	Limit (dBuV/m)	Over Limit (dB)	Detector	Table (Degree)	Height (cm)	Antenna	Verdict
1	1198.400	36.33	-18.18	74.0	-37.67	Peak	360.00	150	Vertical	Pass
1**	1198.400	27.81	-18.18	54.0	-26.19	AV	360.00	150	Vertical	Pass
2	2257.200	41.56	-13.18	74.0	-32.44	Peak	55.00	150	Vertical	Pass
2**	2257.200	31.86	-13.18	54.0	-22.14	AV	55.00	150	Vertical	Pass
3	3957.800	47.53	-5.75	74.0	-26.47	Peak	151.00	150	Vertical	Pass
3**	3957.800	37.95	-5.75	54.0	-16.05	AV	151.00	150	Vertical	Pass
4	5261.200	98.21	-3.81	--	-261.79	Peak	360.00	150	Vertical	N/A
4**	5261.200	90.92	-3.81	--	90.92	AV	360.00	150	Vertical	N/A
5	7566.663	47.53	-1.99	74.0	-26.47	Peak	53.00	150	Vertical	Pass
5**	7566.663	37.63	-1.99	54.0	-16.37	AV	53.00	150	Vertical	Pass
6	11708.100	50.45	2.18	74.0	-23.55	Peak	182.00	150	Vertical	Pass
6**	11708.100	40.73	2.18	54.0	-13.27	AV	182.00	150	Vertical	Pass

11n20, U-NII-2A, 1 GHz to 18 GHz, Middle channel, ANT H

No.	Frequency (MHz)	Results (dBuV/m)	Factor (dB)	Limit (dBuV/m)	Over Limit (dB)	Detector	Table (Degree)	Height (cm)	Antenna	Verdict
1	1033.500	39.38	-18.48	74.0	-34.62	Peak	121.00	150	Horizontal	Pass
1**	1033.500	26.11	-18.48	54.0	-27.89	AV	121.00	150	Horizontal	Pass
2	1493.200	37.48	-17.78	74.0	-36.52	Peak	242.00	150	Horizontal	Pass
2**	1493.200	27.76	-17.78	54.0	-26.24	AV	242.00	150	Horizontal	Pass
3	4268.400	47.94	-4.82	74.0	-26.06	Peak	350.00	150	Horizontal	Pass
3**	4268.400	38.18	-4.82	54.0	-15.82	AV	350.00	150	Horizontal	Pass
4	5298.600	106.60	-3.35	--	-125.40	Peak	232.00	150	Horizontal	N/A
4**	5298.600	98.58	-3.35	--	98.58	AV	232.00	150	Horizontal	N/A
5	7624.163	47.09	-2.18	74.0	-26.91	Peak	360.00	150	Horizontal	Pass
5**	7624.163	37.15	-2.18	54.0	-16.85	AV	360.00	150	Horizontal	Pass
6	11848.112	50.40	0.78	74.0	-23.60	Peak	82.00	150	Horizontal	Pass
6**	11848.112	39.73	0.78	54.0	-14.27	AV	82.00	150	Horizontal	Pass

11n20, U-NII-2A, 1 GHz to 18 GHz, Middle channel, ANT V

No.	Frequency (MHz)	Results (dBuV/m)	Factor (dB)	Limit (dBuV/m)	Over Limit (dB)	Detector	Table (Degree)	Height (cm)	Antenna	Verdict
1	1213.300	37.02	-17.95	74.0	-36.98	Peak	187.00	150	Vertical	Pass
1**	1213.300	26.75	-17.95	54.0	-27.25	AV	187.00	150	Vertical	Pass
2	2758.000	41.97	-10.95	74.0	-32.03	Peak	276.00	150	Vertical	Pass
2**	2758.000	32.66	-10.95	54.0	-21.34	AV	276.00	150	Vertical	Pass
3	4249.400	47.74	-4.73	74.0	-26.26	Peak	90.00	150	Vertical	Pass
3**	4249.400	38.89	-4.73	54.0	-15.11	AV	90.00	150	Vertical	Pass
4	5298.800	98.32	-3.34	--	-261.68	Peak	360.00	150	Vertical	N/A
4**	5298.800	91.63	-3.34	--	91.63	AV	360.00	150	Vertical	N/A
5	7522.962	47.07	-1.61	74.0	-26.93	Peak	109.00	150	Vertical	Pass
5**	7522.962	38.66	-1.61	54.0	-15.34	AV	109.00	150	Vertical	Pass
6	11696.312	50.60	2.33	74.0	-23.40	Peak	109.00	150	Vertical	Pass
6**	11696.312	41.61	2.33	54.0	-12.39	AV	109.00	150	Vertical	Pass

11n20, U-NII-2A, 1 GHz to 18 GHz, High channel, ANT H

No.	Frequency (MHz)	Results (dBuV/m)	Factor (dB)	Limit (dBuV/m)	Over Limit (dB)	Detector	Table (Degree)	Height (cm)	Antenna	Verdict
1	1170.700	37.47	-18.49	74.0	-36.53	Peak	122.00	150	Horizontal	Pass
1**	1170.700	27.62	-18.49	54.0	-26.38	AV	122.00	150	Horizontal	Pass
2	2805.400	41.99	-11.04	74.0	-32.01	Peak	0.00	150	Horizontal	Pass
2**	2805.400	32.61	-11.04	54.0	-21.39	AV	0.00	150	Horizontal	Pass
3	4236.800	48.28	-5.15	74.0	-25.72	Peak	79.00	150	Horizontal	Pass
3**	4236.800	37.82	-5.15	54.0	-16.18	AV	79.00	150	Horizontal	Pass
4	5318.600	106.10	-3.27	--	-146.90	Peak	253.00	150	Horizontal	N/A
4**	5318.600	98.88	-3.27	--	98.88	AV	253.00	150	Horizontal	N/A
5	7558.038	48.49	-1.67	74.0	-25.51	Peak	140.00	150	Horizontal	Pass
5**	7558.038	38.26	-1.67	54.0	-15.74	AV	140.00	150	Horizontal	Pass
6	12276.487	50.69	2.44	74.0	-23.31	Peak	156.00	150	Horizontal	Pass
6**	12276.487	42.18	2.44	54.0	-11.82	AV	156.00	150	Horizontal	Pass

11n20, U-NII-2A, 1 GHz to 18 GHz, High channel, ANT V

No.	Frequency (MHz)	Results (dBuV/m)	Factor (dB)	Limit (dBuV/m)	Over Limit (dB)	Detector	Table (Degree)	Height (cm)	Antenna	Verdict
1	1323.600	38.10	-17.60	74.0	-35.90	Peak	278.00	150	Vertical	Pass
1**	1323.600	27.92	-17.60	54.0	-26.08	AV	278.00	150	Vertical	Pass
2	2818.700	42.43	-10.62	74.0	-31.57	Peak	324.00	150	Vertical	Pass
2**	2818.700	33.07	-10.62	54.0	-20.93	AV	324.00	150	Vertical	Pass
3	3966.600	47.52	-5.32	74.0	-26.48	Peak	48.00	150	Vertical	Pass
3**	3966.600	37.77	-5.32	54.0	-16.23	AV	48.00	150	Vertical	Pass
4	5321.200	98.65	-3.24	--	98.65	Peak	0.00	150	Vertical	N/A
4**	5321.200	91.01	-3.24	--	91.01	AV	0.00	150	Vertical	N/A
5	7483.288	47.46	-1.87	74.0	-26.54	Peak	344.00	150	Vertical	Pass
5**	7483.288	37.98	-1.87	54.0	-16.02	AV	344.00	150	Vertical	Pass
6	12206.913	51.06	2.57	74.0	-22.94	Peak	328.00	150	Vertical	Pass
6**	12206.913	41.30	2.57	54.0	-12.70	AV	328.00	150	Vertical	Pass

11n40, U-NII-2A, 1 GHz to 18 GHz, Low channel, ANT H

No.	Frequency (MHz)	Results (dBuV/m)	Factor (dB)	Limit (dBuV/m)	Over Limit (dB)	Detector	Table (Degree)	Height (cm)	Antenna	Verdict
1	1095.300	36.13	-18.58	74.0	-37.87	Peak	31.00	150	Horizontal	Pass
1**	1095.300	26.36	-18.58	54.0	-27.64	AV	31.00	150	Horizontal	Pass
2	2812.400	42.94	-10.82	74.0	-31.06	Peak	128.00	150	Horizontal	Pass
2**	2812.400	33.14	-10.82	54.0	-20.86	AV	128.00	150	Horizontal	Pass
3	4039.400	47.64	-5.36	74.0	-26.36	Peak	7.00	150	Horizontal	Pass
3**	4039.400	37.85	-5.36	54.0	-16.15	AV	7.00	150	Horizontal	Pass
4	5273.000	102.72	-3.64	--	-131.28	Peak	234.00	150	Horizontal	N/A
4**	5273.000	95.38	-3.64	--	95.38	AV	234.00	150	Horizontal	N/A
5	7554.588	47.49	-1.57	74.0	-26.51	Peak	127.00	150	Horizontal	Pass
5**	7554.588	38.19	-1.57	54.0	-15.81	AV	127.00	150	Horizontal	Pass
6	12302.937	50.99	2.28	74.0	-23.01	Peak	292.00	150	Horizontal	Pass
6**	12302.937	41.51	2.28	54.0	-12.49	AV	292.00	150	Horizontal	Pass

11n40, U-NII-2A, 1 GHz to 18 GHz, Low channel, ANT V

No.	Frequency (MHz)	Results (dBuV/m)	Factor (dB)	Limit (dBuV/m)	Over Limit (dB)	Detector	Table (Degree)	Height (cm)	Antenna	Verdict
1	1049.800	36.86	-18.47	74.0	-37.14	Peak	358.00	150	Vertical	Pass
1**	1049.800	26.63	-18.47	54.0	-27.37	AV	358.00	150	Vertical	Pass
2	2235.100	41.42	-13.38	74.0	-32.58	Peak	78.00	150	Vertical	Pass
2**	2235.100	32.16	-13.38	54.0	-21.84	AV	78.00	150	Vertical	Pass
3	3941.600	47.20	-6.28	74.0	-26.80	Peak	0.00	150	Vertical	Pass
3**	3941.600	38.30	-6.28	54.0	-15.70	AV	0.00	150	Vertical	Pass
4	5272.400	95.29	-3.65	--	-264.71	Peak	360.00	150	Vertical	N/A
4**	5272.400	88.07	-3.65	--	88.07	AV	360.00	150	Vertical	N/A
5	11640.250	50.83	2.45	74.0	-23.17	Peak	65.00	150	Vertical	Pass
5**	11640.250	40.63	2.45	54.0	-13.37	AV	65.00	150	Vertical	Pass
6	15885.825	52.22	5.33	74.0	-21.78	Peak	109.00	150	Vertical	Pass
6**	15885.825	42.31	5.33	54.0	-11.69	AV	109.00	150	Vertical	Pass

11n40, U-NII-2A, 1 GHz to 18 GHz, High channel, ANT H

No.	Frequency (MHz)	Results (dBuV/m)	Factor (dB)	Limit (dBuV/m)	Over Limit (dB)	Detector	Table (Degree)	Height (cm)	Antenna	Verdict
1	1175.900	36.65	-18.48	74.0	-37.35	Peak	284.00	150	Horizontal	Pass
1**	1175.900	27.28	-18.48	54.0	-26.72	AV	284.00	150	Horizontal	Pass
2	2789.600	42.03	-11.09	74.0	-31.97	Peak	133.00	150	Horizontal	Pass
2**	2789.600	32.33	-11.09	54.0	-21.67	AV	133.00	150	Horizontal	Pass
3	4180.800	47.32	-5.01	74.0	-26.68	Peak	330.00	150	Horizontal	Pass
3**	4180.800	38.49	-5.01	54.0	-15.51	AV	330.00	150	Horizontal	Pass
4	5311.800	103.63	-3.26	--	-122.37	Peak	226.00	150	Horizontal	N/A
4**	5311.800	95.94	-3.26	--	95.94	AV	226.00	150	Horizontal	N/A
5	7518.938	47.15	-1.68	74.0	-26.85	Peak	360.00	150	Horizontal	Pass
5**	7518.938	38.16	-1.68	54.0	-15.84	AV	360.00	150	Horizontal	Pass
6	12380.276	50.68	1.87	74.0	-23.32	Peak	260.00	150	Horizontal	Pass
6**	12380.276	41.54	1.87	54.0	-12.46	AV	260.00	150	Horizontal	Pass

11n40, U-NII-2A, 1 GHz to 18 GHz, High channel, ANT V

No.	Frequency (MHz)	Results (dBuV/m)	Factor (dB)	Limit (dBuV/m)	Over Limit (dB)	Detector	Table (Degree)	Height (cm)	Antenna	Verdict
1	1171.900	37.70	-18.47	74.0	-36.30	Peak	66.00	150	Vertical	Pass
1**	1171.900	27.98	-18.47	54.0	-26.02	AV	66.00	150	Vertical	Pass
2	1545.400	37.37	-17.80	74.0	-36.63	Peak	274.00	150	Vertical	Pass
2**	1545.400	28.89	-17.80	54.0	-25.11	AV	274.00	150	Vertical	Pass
3	3968.600	47.26	-5.35	74.0	-26.74	Peak	29.00	150	Vertical	Pass
3**	3968.600	38.61	-5.35	54.0	-15.39	AV	29.00	150	Vertical	Pass
4	5313.000	95.93	-3.26	--	95.93	Peak	0.00	150	Vertical	N/A
4**	5313.000	88.73	-3.26	--	88.73	AV	0.00	150	Vertical	N/A
5	8112.912	49.41	-1.15	74.0	-24.59	Peak	48.00	150	Vertical	Pass
5**	8112.912	39.42	-1.15	54.0	-14.58	AV	48.00	150	Vertical	Pass
6	11648.300	50.83	2.54	74.0	-23.17	Peak	360.00	150	Vertical	Pass
6**	11648.300	41.33	2.54	54.0	-12.67	AV	360.00	150	Vertical	Pass

11ac20, U-NII-2A, 1 GHz to 18 GHz, Low channel, ANT H

No.	Frequency (MHz)	Results (dBuV/m)	Factor (dB)	Limit (dBuV/m)	Over Limit (dB)	Detector	Table (Degree)	Height (cm)	Antenna	Verdict
1	1064.700	35.73	-18.58	74.0	-38.27	Peak	232.00	150	Horizontal	Pass
1**	1064.700	26.49	-18.58	54.0	-27.51	AV	232.00	150	Horizontal	Pass
2	1542.800	37.78	-17.71	74.0	-36.22	Peak	48.00	150	Horizontal	Pass
2**	1542.800	27.82	-17.71	54.0	-26.18	AV	48.00	150	Horizontal	Pass
3	3979.600	47.25	-5.81	74.0	-26.75	Peak	152.00	150	Horizontal	Pass
3**	3979.600	37.12	-5.81	54.0	-16.88	AV	152.00	150	Horizontal	Pass
4	5261.200	106.25	-3.81	--	-133.75	Peak	240.00	150	Horizontal	N/A
4**	5261.200	99.65	-3.81	--	99.65	AV	240.00	150	Horizontal	N/A
5	7550.562	47.39	-1.60	74.0	-26.61	Peak	214.00	150	Horizontal	Pass
5**	7550.562	38.58	-1.60	54.0	-15.42	AV	214.00	150	Horizontal	Pass
6	12198.000	50.64	2.53	74.0	-23.36	Peak	235.00	150	Horizontal	Pass
6**	12198.000	40.71	2.53	54.0	-13.29	AV	235.00	150	Horizontal	Pass

11ac20, U-NII-2A, 1 GHz to 18 GHz, Low channel, ANT V

No.	Frequency (MHz)	Results (dBuV/m)	Factor (dB)	Limit (dBuV/m)	Over Limit (dB)	Detector	Table (Degree)	Height (cm)	Antenna	Verdict
1	1163.800	36.12	-18.39	74.0	-37.88	Peak	34.00	150	Vertical	Pass
1**	1163.800	26.55	-18.39	54.0	-27.45	AV	34.00	150	Vertical	Pass
2	2354.000	41.58	-12.95	74.0	-32.42	Peak	34.00	150	Vertical	Pass
2**	2354.000	31.28	-12.95	54.0	-22.72	AV	34.00	150	Vertical	Pass
3	4015.000	48.35	-5.77	74.0	-25.65	Peak	167.00	150	Vertical	Pass
3**	4015.000	37.82	-5.77	54.0	-16.18	AV	167.00	150	Vertical	Pass
4	5260.600	98.26	-3.81	--	-261.74	Peak	360.00	150	Vertical	N/A
4**	5260.600	90.47	-3.81	--	90.47	AV	360.00	150	Vertical	N/A
5	7512.612	47.05	-1.77	74.0	-26.95	Peak	234.00	150	Vertical	Pass
5**	7512.612	38.82	-1.77	54.0	-15.18	AV	234.00	150	Vertical	Pass
6	11659.800	51.55	2.52	74.0	-22.45	Peak	252.00	150	Vertical	Pass
6**	11659.800	40.97	2.52	54.0	-13.03	AV	252.00	150	Vertical	Pass

11ac20, U-NII-2A, 1 GHz to 18 GHz, Middle channel, ANT H

No.	Frequency (MHz)	Results (dBuV/m)	Factor (dB)	Limit (dBuV/m)	Over Limit (dB)	Detector	Table (Degree)	Height (cm)	Antenna	Verdict
1	1061.300	35.86	-18.64	74.0	-38.14	Peak	93.00	150	Horizontal	Pass
1**	1061.300	26.21	-18.64	54.0	-27.79	AV	93.00	150	Horizontal	Pass
2	2817.500	42.88	-10.62	74.0	-31.12	Peak	353.00	150	Horizontal	Pass
2**	2817.500	32.73	-10.62	54.0	-21.27	AV	353.00	150	Horizontal	Pass
3	3822.200	47.14	-6.68	74.0	-26.86	Peak	158.00	150	Horizontal	Pass
3**	3822.200	37.30	-6.68	54.0	-16.70	AV	158.00	150	Horizontal	Pass
4	5298.800	106.04	-3.34	--	-126.96	Peak	233.00	150	Horizontal	N/A
4**	5298.800	98.81	-3.34	--	98.81	AV	233.00	150	Horizontal	N/A
5	7472.075	47.38	-2.02	74.0	-26.62	Peak	278.00	150	Horizontal	Pass
5**	7472.075	37.99	-2.02	54.0	-16.01	AV	278.00	150	Horizontal	Pass
6	11729.375	50.19	1.86	74.0	-23.81	Peak	296.00	150	Horizontal	Pass
6**	11729.375	41.71	1.86	54.0	-12.29	AV	296.00	150	Horizontal	Pass

11ac20, U-NII-2A, 1 GHz to 18 GHz, Middle channel, ANT V

No.	Frequency (MHz)	Results (dBuV/m)	Factor (dB)	Limit (dBuV/m)	Over Limit (dB)	Detector	Table (Degree)	Height (cm)	Antenna	Verdict
1	1184.400	37.28	-18.26	74.0	-36.72	Peak	83.00	150	Vertical	Pass
1**	1184.400	27.27	-18.26	54.0	-26.73	AV	83.00	150	Vertical	Pass
2	2804.400	42.52	-11.07	74.0	-31.48	Peak	329.00	150	Vertical	Pass
2**	2804.400	33.25	-11.07	54.0	-20.75	AV	329.00	150	Vertical	Pass
3	3955.000	47.50	-5.84	74.0	-26.50	Peak	346.00	150	Vertical	Pass
3**	3955.000	38.69	-5.84	54.0	-15.31	AV	346.00	150	Vertical	Pass
4	5302.000	98.07	-3.31	--	98.07	Peak	0.00	150	Vertical	N/A
4**	5302.000	90.89	-3.31	--	90.89	AV	0.00	150	Vertical	N/A
5	7542.513	47.37	-1.64	74.0	-26.63	Peak	292.00	150	Vertical	Pass
5**	7542.513	38.32	-1.64	54.0	-15.68	AV	292.00	150	Vertical	Pass
6	12205.187	51.54	2.57	74.0	-22.46	Peak	274.00	150	Vertical	Pass
6**	12205.187	41.10	2.57	54.0	-12.90	AV	274.00	150	Vertical	Pass

11ac20, U-NII-2A, 1 GHz to 18 GHz, High channel, ANT H

No.	Frequency (MHz)	Results (dBuV/m)	Factor (dB)	Limit (dBuV/m)	Over Limit (dB)	Detector	Table (Degree)	Height (cm)	Antenna	Verdict
1	1040.000	36.03	-18.53	74.0	-37.97	Peak	255.00	150	Horizontal	Pass
1**	1040.000	26.04	-18.53	54.0	-27.96	AV	255.00	150	Horizontal	Pass
2	1570.600	37.56	-17.60	74.0	-36.44	Peak	76.00	150	Horizontal	Pass
2**	1570.600	27.88	-17.60	54.0	-26.12	AV	76.00	150	Horizontal	Pass
3	3790.000	47.53	-5.48	74.0	-26.47	Peak	325.00	150	Horizontal	Pass
3**	3790.000	38.24	-5.48	54.0	-15.76	AV	325.00	150	Horizontal	Pass
4	5320.800	105.91	-3.24	--	-145.09	Peak	251.00	150	Horizontal	N/A
4**	5320.800	98.25	-3.24	--	98.25	AV	251.00	150	Horizontal	N/A
5	7548.263	47.45	-1.59	74.0	-26.55	Peak	225.00	150	Horizontal	Pass
5**	7548.263	38.48	-1.59	54.0	-15.52	AV	225.00	150	Horizontal	Pass
6	12270.451	51.13	2.49	74.0	-22.87	Peak	130.00	150	Horizontal	Pass
6**	12270.451	41.22	2.49	54.0	-12.78	AV	130.00	150	Horizontal	Pass

11ac20, U-NII-2A, 1 GHz to 18 GHz, High channel, ANT V

No.	Frequency (MHz)	Results (dBuV/m)	Factor (dB)	Limit (dBuV/m)	Over Limit (dB)	Detector	Table (Degree)	Height (cm)	Antenna	Verdict
1	1511.400	38.05	-17.80	74.0	-35.95	Peak	149.00	150	Vertical	Pass
1**	1511.400	27.63	-17.80	54.0	-26.37	AV	149.00	150	Vertical	Pass
2	2247.000	41.48	-13.16	74.0	-32.52	Peak	178.00	150	Vertical	Pass
2**	2247.000	33.11	-13.16	54.0	-20.89	AV	178.00	150	Vertical	Pass
3	4216.000	48.45	-4.80	74.0	-25.55	Peak	360.00	150	Vertical	Pass
3**	4216.000	38.67	-4.80	54.0	-15.33	AV	360.00	150	Vertical	Pass
4	5321.600	99.88	-3.24	--	-260.12	Peak	360.00	150	Vertical	N/A
4**	5321.600	92.59	-3.24	--	92.59	AV	360.00	150	Vertical	N/A
5	7553.150	47.95	-1.56	74.0	-26.05	Peak	47.00	150	Vertical	Pass
5**	7553.150	39.06	-1.56	54.0	-14.94	AV	47.00	150	Vertical	Pass
6	11303.875	50.78	0.07	74.0	-23.22	Peak	47.00	150	Vertical	Pass
6**	11303.875	40.67	0.07	54.0	-13.33	AV	47.00	150	Vertical	Pass

11ac40, U-NII-2A, 1 GHz to 18 GHz, Low channel, ANT H

No.	Frequency (MHz)	Results (dBuV/m)	Factor (dB)	Limit (dBuV/m)	Over Limit (dB)	Detector	Table (Degree)	Height (cm)	Antenna	Verdict
1	1162.400	36.26	-18.41	74.0	-37.74	Peak	144.00	150	Horizontal	Pass
1**	1162.400	26.98	-18.41	54.0	-27.02	AV	144.00	150	Horizontal	Pass
2	1558.900	37.86	-17.66	74.0	-36.14	Peak	344.00	150	Horizontal	Pass
2**	1558.900	27.79	-17.66	54.0	-26.21	AV	344.00	150	Horizontal	Pass
3	4202.400	48.67	-5.21	74.0	-25.33	Peak	117.00	150	Horizontal	Pass
3**	4202.400	38.42	-5.21	54.0	-15.58	AV	117.00	150	Horizontal	Pass
4	5272.000	105.26	-3.65	--	-131.74	Peak	237.00	150	Horizontal	N/A
4**	5272.000	97.94	-3.65	--	97.94	AV	237.00	150	Horizontal	N/A
5	7547.687	47.76	-1.58	74.0	-26.24	Peak	334.00	150	Horizontal	Pass
5**	7547.687	38.43	-1.58	54.0	-15.57	AV	334.00	150	Horizontal	Pass
6	11633.925	50.51	2.38	74.0	-23.49	Peak	303.00	150	Horizontal	Pass
6**	11633.925	41.15	2.38	54.0	-12.85	AV	303.00	150	Horizontal	Pass

11ac40, U-NII-2A, 1 GHz to 18 GHz, Low channel, ANT V

No.	Frequency (MHz)	Results (dBuV/m)	Factor (dB)	Limit (dBuV/m)	Over Limit (dB)	Detector	Table (Degree)	Height (cm)	Antenna	Verdict
1	1111.000	36.13	-18.45	74.0	-37.87	Peak	38.00	150	Vertical	Pass
1**	1111.000	26.61	-18.45	54.0	-27.39	AV	38.00	150	Vertical	Pass
2	1541.400	37.88	-17.74	74.0	-36.12	Peak	168.00	150	Vertical	Pass
2**	1541.400	28.01	-17.74	54.0	-25.99	AV	168.00	150	Vertical	Pass
3	2823.200	43.44	-10.52	74.0	-30.56	Peak	256.00	150	Vertical	Pass
3**	2823.200	33.61	-10.52	54.0	-20.39	AV	256.00	150	Vertical	Pass
4	5268.000	96.67	-3.78	--	-263.33	Peak	360.00	150	Vertical	N/A
4**	5268.000	89.58	-3.78	--	89.58	AV	360.00	150	Vertical	N/A
5	7539.638	47.69	-1.68	74.0	-26.31	Peak	192.00	150	Vertical	Pass
5**	7539.638	38.83	-1.68	54.0	-15.17	AV	192.00	150	Vertical	Pass
6	12271.887	50.70	2.48	74.0	-23.30	Peak	254.00	150	Vertical	Pass
6**	12271.887	41.91	2.48	54.0	-12.09	AV	254.00	150	Vertical	Pass

11ac40, U-NII-2A, 1 GHz to 18 GHz, High channel, ANT H

No.	Frequency (MHz)	Results (dBuV/m)	Factor (dB)	Limit (dBuV/m)	Over Limit (dB)	Detector	Table (Degree)	Height (cm)	Antenna	Verdict
1	1569.500	38.34	-17.59	74.0	-35.66	Peak	15.00	150	Horizontal	Pass
1**	1569.500	28.03	-17.59	54.0	-25.97	AV	15.00	150	Horizontal	Pass
2	2856.400	42.78	-10.64	74.0	-31.22	Peak	152.00	150	Horizontal	Pass
2**	2856.400	32.58	-10.64	54.0	-21.42	AV	152.00	150	Horizontal	Pass
3	4198.000	48.28	-5.25	74.0	-25.72	Peak	24.00	150	Horizontal	Pass
3**	4198.000	38.96	-5.25	54.0	-15.04	AV	24.00	150	Horizontal	Pass
4	5312.400	106.05	-3.26	--	-138.95	Peak	245.00	150	Horizontal	N/A
4**	5312.400	98.67	-3.26	--	98.67	AV	245.00	150	Horizontal	N/A
5	7568.963	47.49	-2.03	74.0	-26.51	Peak	67.00	150	Horizontal	Pass
5**	7568.963	39.44	-2.03	54.0	-14.56	AV	67.00	150	Horizontal	Pass
6	12215.250	51.34	2.59	74.0	-22.66	Peak	97.00	150	Horizontal	Pass
6**	12215.250	41.68	2.59	54.0	-12.32	AV	97.00	150	Horizontal	Pass

11ac40, U-NII-2A, 1 GHz to 18 GHz, High channel, ANT V

No.	Frequency (MHz)	Results (dBuV/m)	Factor (dB)	Limit (dBuV/m)	Over Limit (dB)	Detector	Table (Degree)	Height (cm)	Antenna	Verdict
1	1345.800	37.91	-17.67	74.0	-36.09	Peak	297.00	150	Vertical	Pass
1**	1345.800	27.95	-17.67	54.0	-26.05	AV	297.00	150	Vertical	Pass
2	2797.400	42.19	-11.14	74.0	-31.81	Peak	168.00	150	Vertical	Pass
2**	2797.400	32.61	-11.14	54.0	-21.39	AV	168.00	150	Vertical	Pass
3	4228.400	48.23	-4.90	74.0	-25.77	Peak	142.00	150	Vertical	Pass
3**	4228.400	38.99	-4.90	54.0	-15.01	AV	142.00	150	Vertical	Pass
4	5307.200	96.48	-3.30	--	-250.52	Peak	347.00	150	Vertical	N/A
4**	5307.200	89.87	-3.30	--	89.87	AV	347.00	150	Vertical	N/A
5	7507.438	47.56	-1.84	74.0	-26.44	Peak	159.00	150	Vertical	Pass
5**	7507.438	38.41	-1.84	54.0	-15.59	AV	159.00	150	Vertical	Pass
6	11841.787	50.60	0.82	74.0	-23.40	Peak	108.00	150	Vertical	Pass
6**	11841.787	40.80	0.82	54.0	-13.20	AV	108.00	150	Vertical	Pass

11ac80, U-NII-2A, 1 GHz to 18 GHz, Middle channel, ANT H

No.	Frequency (MHz)	Results (dBuV/m)	Factor (dB)	Limit (dBuV/m)	Over Limit (dB)	Detector	Table (Degree)	Height (cm)	Antenna	Verdict
1	1095.700	36.17	-18.58	74.0	-37.83	Peak	78.00	150	Horizontal	Pass
1**	1095.700	26.53	-18.58	54.0	-27.47	AV	78.00	150	Horizontal	Pass
2	2224.900	41.66	-13.37	74.0	-32.34	Peak	320.00	150	Horizontal	Pass
2**	2224.900	31.99	-13.37	54.0	-22.01	AV	320.00	150	Horizontal	Pass
3	4009.000	47.11	-5.81	74.0	-26.89	Peak	108.00	150	Horizontal	Pass
3**	4009.000	38.12	-5.81	54.0	-15.88	AV	108.00	150	Horizontal	Pass
4	5287.200	103.28	-3.45	--	-141.72	Peak	245.00	150	Horizontal	N/A
4**	5287.200	93.39	-3.45	--	93.39	AV	245.00	150	Horizontal	N/A
5	7564.938	48.62	-1.90	74.0	-25.38	Peak	262.00	150	Horizontal	Pass
5**	7564.938	38.34	-1.90	54.0	-15.66	AV	262.00	150	Horizontal	Pass
6	11696.888	50.91	2.33	74.0	-23.09	Peak	291.00	150	Horizontal	Pass
6**	11696.888	40.82	2.33	54.0	-13.18	AV	291.00	150	Horizontal	Pass

11ac80, U-NII-2A, 1 GHz to 18 GHz, Middle channel, ANT V

No.	Frequency (MHz)	Results (dBuV/m)	Factor (dB)	Limit (dBuV/m)	Over Limit (dB)	Detector	Table (Degree)	Height (cm)	Antenna	Verdict
1	1537.300	37.80	-17.68	74.0	-36.20	Peak	240.00	150	Vertical	Pass
1**	1537.300	28.21	-17.68	54.0	-25.79	AV	240.00	150	Vertical	Pass
2	2247.700	41.54	-13.14	74.0	-32.46	Peak	316.00	150	Vertical	Pass
2**	2247.700	32.41	-13.14	54.0	-21.59	AV	316.00	150	Vertical	Pass
3	3780.600	47.27	-5.68	74.0	-26.73	Peak	95.00	150	Vertical	Pass
3**	3780.600	37.66	-5.68	54.0	-16.34	AV	95.00	150	Vertical	Pass
4	5283.200	93.60	-3.53	--	93.60	Peak	0.00	150	Vertical	N/A
4**	5283.200	85.41	-3.53	--	85.41	AV	0.00	150	Vertical	N/A
5	7559.475	47.98	-1.72	74.0	-26.02	Peak	181.00	150	Vertical	Pass
5**	7559.475	39.50	-1.72	54.0	-14.50	AV	181.00	150	Vertical	Pass
6	11841.500	51.00	0.82	74.0	-23.00	Peak	58.00	150	Vertical	Pass
6**	11841.500	40.36	0.82	54.0	-13.64	AV	58.00	150	Vertical	Pass

11a, U-NII-2C, 1 GHz to 18 GHz, Low channel, ANT H

No.	Frequency (MHz)	Results (dBuV/m)	Factor (dB)	Limit (dBuV/m)	Over Limit (dB)	Detector	Table (Degree)	Height (cm)	Antenna	Verdict
1	1153.500	35.86	-18.40	74.0	-38.14	Peak	283.00	150	Horizontal	Pass
1**	1153.500	26.80	-18.40	54.0	-27.20	AV	283.00	150	Horizontal	Pass
2	1604.000	38.13	-17.70	74.0	-35.87	Peak	195.00	150	Horizontal	Pass
2**	1604.000	29.07	-17.70	54.0	-24.93	AV	195.00	150	Horizontal	Pass
3	3637.000	47.95	-7.19	74.0	-26.05	Peak	150.00	150	Horizontal	Pass
3**	3637.000	37.45	-7.19	54.0	-16.55	AV	150.00	150	Horizontal	Pass
4	5501.200	107.68	-2.86	--	-144.32	Peak	252.00	150	Horizontal	N/A
4**	5501.200	100.61	-2.86	--	100.61	AV	252.00	150	Horizontal	N/A
5	7552.000	47.31	-1.56	74.0	-26.69	Peak	244.00	150	Horizontal	Pass
5**	7552.000	38.73	-1.56	54.0	-15.27	AV	244.00	150	Horizontal	Pass
6	12208.062	50.54	2.57	74.0	-23.46	Peak	48.00	150	Horizontal	Pass
6**	12208.062	41.25	2.57	54.0	-12.75	AV	48.00	150	Horizontal	Pass

11a, U-NII-2C, 1 GHz to 18 GHz, Low channel, ANT V

No.	Frequency (MHz)	Results (dBuV/m)	Factor (dB)	Limit (dBuV/m)	Over Limit (dB)	Detector	Table (Degree)	Height (cm)	Antenna	Verdict
1	1042.100	36.84	-18.55	74.0	-37.16	Peak	172.00	150	Vertical	Pass
1**	1042.100	27.01	-18.55	54.0	-26.99	AV	172.00	150	Vertical	Pass
2	2729.500	42.81	-10.68	74.0	-31.19	Peak	119.00	150	Vertical	Pass
2**	2729.500	32.45	-10.68	54.0	-21.55	AV	119.00	150	Vertical	Pass
3	3788.600	46.86	-5.50	74.0	-27.14	Peak	347.00	150	Vertical	Pass
3**	3788.600	38.02	-5.50	54.0	-15.98	AV	347.00	150	Vertical	Pass
4	5497.800	99.21	-2.81	--	91.21	Peak	8.00	150	Vertical	N/A
4**	5497.800	91.96	-2.81	--	91.96	AV	8.00	150	Vertical	N/A
5	7455.975	47.27	-2.20	74.0	-26.73	Peak	272.00	150	Vertical	Pass
5**	7455.975	38.10	-2.20	54.0	-15.90	AV	272.00	150	Vertical	Pass
6	11600.862	49.94	2.01	74.0	-24.06	Peak	171.00	150	Vertical	Pass
6**	11600.862	39.95	2.01	54.0	-14.05	AV	171.00	150	Vertical	Pass

11a, U-NII-2C, 1 GHz to 18 GHz, Middle channel, ANT H

No.	Frequency (MHz)	Results (dBuV/m)	Factor (dB)	Limit (dBuV/m)	Over Limit (dB)	Detector	Table (Degree)	Height (cm)	Antenna	Verdict
1	1038.800	36.03	-18.50	74.0	-37.97	Peak	192.00	150	Horizontal	Pass
1**	1038.800	26.89	-18.50	54.0	-27.11	AV	192.00	150	Horizontal	Pass
2	2802.800	42.54	-11.10	74.0	-31.46	Peak	0.00	150	Horizontal	Pass
2**	2802.800	32.36	-11.10	54.0	-21.64	AV	0.00	150	Horizontal	Pass
3	4887.800	50.34	-3.57	74.0	-23.66	Peak	360.00	150	Horizontal	Pass
3**	4887.800	40.90	-3.57	54.0	-13.10	AV	360.00	150	Horizontal	Pass
4	5581.200	108.13	-3.24	--	-144.87	Peak	253.00	150	Horizontal	N/A
4**	5581.200	101.02	-3.24	--	101.02	AV	253.00	150	Horizontal	N/A
5	7545.962	47.41	-1.58	74.0	-26.59	Peak	283.00	150	Horizontal	Pass
5**	7545.962	38.04	-1.58	54.0	-15.96	AV	283.00	150	Horizontal	Pass
6	11717.588	50.89	2.04	74.0	-23.11	Peak	354.00	150	Horizontal	Pass
6**	11717.588	41.30	2.04	54.0	-12.70	AV	354.00	150	Horizontal	Pass

11a, U-NII-2C, 1 GHz to 18 GHz, Middle channel, ANT V

No.	Frequency (MHz)	Results (dBuV/m)	Factor (dB)	Limit (dBuV/m)	Over Limit (dB)	Detector	Table (Degree)	Height (cm)	Antenna	Verdict
1	1111.100	36.54	-18.45	74.0	-37.46	Peak	38.00	150	Vertical	Pass
1**	1111.100	26.54	-18.45	54.0	-27.46	AV	38.00	150	Vertical	Pass
2	2785.600	42.44	-11.10	74.0	-31.56	Peak	175.00	150	Vertical	Pass
2**	2785.600	33.00	-11.10	54.0	-21.00	AV	175.00	150	Vertical	Pass
3	4285.200	48.56	-4.71	74.0	-25.44	Peak	234.00	150	Vertical	Pass
3**	4285.200	39.56	-4.71	54.0	-14.44	AV	234.00	150	Vertical	Pass
4	5578.400	100.56	-3.15	--	90.56	Peak	10.00	150	Vertical	N/A
4**	5578.400	92.59	-3.15	--	92.59	AV	10.00	150	Vertical	N/A
5	7468.913	47.63	-2.06	74.0	-26.37	Peak	98.00	150	Vertical	Pass
5**	7468.913	37.88	-2.06	54.0	-16.12	AV	98.00	150	Vertical	Pass
6	12287.700	51.39	2.36	74.0	-22.61	Peak	241.00	150	Vertical	Pass
6**	12287.700	41.88	2.36	54.0	-12.12	AV	241.00	150	Vertical	Pass

11a, U-NII-2C, 1 GHz to 18 GHz, High channel, ANT H

No.	Frequency (MHz)	Results (dBuV/m)	Factor (dB)	Limit (dBuV/m)	Over Limit (dB)	Detector	Table (Degree)	Height (cm)	Antenna	Verdict
1	1229.200	37.88	-17.97	74.0	-36.12	Peak	68.00	150	Horizontal	Pass
1**	1229.200	27.63	-17.97	54.0	-26.37	AV	68.00	150	Horizontal	Pass
2	2270.500	40.93	-13.03	74.0	-33.07	Peak	137.00	150	Horizontal	Pass
2**	2270.500	32.26	-13.03	54.0	-21.74	AV	137.00	150	Horizontal	Pass
3	3948.400	47.46	-6.21	74.0	-26.54	Peak	17.00	150	Horizontal	Pass
3**	3948.400	37.76	-6.21	54.0	-16.24	AV	17.00	150	Horizontal	Pass
4	5701.600	106.71	-3.89	--	-138.29	Peak	245.00	150	Horizontal	N/A
4**	5701.600	98.94	-3.89	--	98.94	AV	245.00	150	Horizontal	N/A
5	7504.850	47.35	-1.88	74.0	-26.65	Peak	355.00	150	Horizontal	Pass
5**	7504.850	38.07	-1.88	54.0	-15.93	AV	355.00	150	Horizontal	Pass
6	11710.975	51.73	2.14	74.0	-22.27	Peak	67.00	150	Horizontal	Pass
6**	11710.975	41.60	2.14	54.0	-12.40	AV	67.00	150	Horizontal	Pass

11a, U-NII-2C, 1 GHz to 18 GHz, High channel, ANT V

No.	Frequency (MHz)	Results (dBuV/m)	Factor (dB)	Limit (dBuV/m)	Over Limit (dB)	Detector	Table (Degree)	Height (cm)	Antenna	Verdict
1	1148.900	37.11	-18.37	74.0	-36.89	Peak	264.00	150	Vertical	Pass
1**	1148.900	26.12	-18.37	54.0	-27.88	AV	264.00	150	Vertical	Pass
2	1472.300	37.52	-17.66	74.0	-36.48	Peak	51.00	150	Vertical	Pass
2**	1472.300	27.89	-17.66	54.0	-26.11	AV	51.00	150	Vertical	Pass
3	2755.700	42.45	-10.88	74.0	-31.55	Peak	172.00	150	Vertical	Pass
3**	2755.700	32.93	-10.88	54.0	-21.07	AV	172.00	150	Vertical	Pass
4	5703.000	99.22	-3.88	--	91.22	Peak	8.00	150	Vertical	N/A
4**	5703.000	91.32	-3.88	--	91.32	AV	8.00	150	Vertical	N/A
5	7546.250	47.81	-1.58	74.0	-26.19	Peak	274.00	150	Vertical	Pass
5**	7546.250	38.35	-1.58	54.0	-15.65	AV	274.00	150	Vertical	Pass
6	12207.200	50.79	2.57	74.0	-23.21	Peak	132.00	150	Vertical	Pass
6**	12207.200	41.68	2.57	54.0	-12.32	AV	132.00	150	Vertical	Pass

11n20, U-NII-2C, 1 GHz to 18 GHz, Low channel, ANT H

No.	Frequency (MHz)	Results (dBuV/m)	Factor (dB)	Limit (dBuV/m)	Over Limit (dB)	Detector	Table (Degree)	Height (cm)	Antenna	Verdict
1	1225.100	36.69	-18.02	74.0	-37.31	Peak	93.00	150	Horizontal	Pass
1**	1225.100	27.45	-18.02	54.0	-26.55	AV	93.00	150	Horizontal	Pass
2	1575.600	38.08	-17.53	74.0	-35.92	Peak	14.00	150	Horizontal	Pass
2**	1575.600	28.31	-17.53	54.0	-25.69	AV	14.00	150	Horizontal	Pass
3	4643.800	49.29	-4.31	74.0	-24.71	Peak	64.00	150	Horizontal	Pass
3**	4643.800	39.46	-4.31	54.0	-14.54	AV	64.00	150	Horizontal	Pass
4	5499.000	107.31	-2.82	--	-177.69	Peak	285.00	150	Horizontal	N/A
4**	5499.000	99.88	-2.82	--	99.88	AV	285.00	150	Horizontal	N/A
5	7492.775	47.52	-1.87	74.0	-26.48	Peak	252.00	150	Horizontal	Pass
5**	7492.775	37.90	-1.87	54.0	-16.10	AV	252.00	150	Horizontal	Pass
6	12392.925	51.02	1.80	74.0	-22.98	Peak	360.00	150	Horizontal	Pass
6**	12392.925	41.69	1.80	54.0	-12.31	AV	360.00	150	Horizontal	Pass

11n20, U-NII-2C, 1 GHz to 18 GHz, Low channel, ANT V

No.	Frequency (MHz)	Results (dBuV/m)	Factor (dB)	Limit (dBuV/m)	Over Limit (dB)	Detector	Table (Degree)	Height (cm)	Antenna	Verdict
1	1140.200	36.62	-18.37	74.0	-37.38	Peak	201.00	150	Vertical	Pass
1**	1140.200	26.92	-18.37	54.0	-27.08	AV	201.00	150	Vertical	Pass
2	2803.200	42.27	-11.09	74.0	-31.73	Peak	38.00	150	Vertical	Pass
2**	2803.200	32.79	-11.09	54.0	-21.21	AV	38.00	150	Vertical	Pass
3	4177.800	48.15	-4.91	74.0	-25.85	Peak	226.00	150	Vertical	Pass
3**	4177.800	38.76	-4.91	54.0	-15.24	AV	226.00	150	Vertical	Pass
4	5501.600	98.82	-2.86	--	90.82	Peak	8.00	150	Vertical	N/A
4**	5501.600	92.71	-2.86	--	92.71	AV	8.00	150	Vertical	N/A
5	7608.637	47.86	-2.27	74.0	-26.14	Peak	203.00	150	Vertical	Pass
5**	7608.637	37.87	-2.27	54.0	-16.13	AV	203.00	150	Vertical	Pass
6	12251.763	51.29	2.65	74.0	-22.71	Peak	360.00	150	Vertical	Pass
6**	12251.763	41.97	2.65	54.0	-12.03	AV	360.00	150	Vertical	Pass

11n20, U-NII-2C, 1 GHz to 18 GHz, Middle channel, ANT H

No.	Frequency (MHz)	Results (dBuV/m)	Factor (dB)	Limit (dBuV/m)	Over Limit (dB)	Detector	Table (Degree)	Height (cm)	Antenna	Verdict
1	1171.600	36.74	-18.48	74.0	-37.26	Peak	61.00	150	Horizontal	Pass
1**	1171.600	28.01	-18.48	54.0	-25.99	AV	61.00	150	Horizontal	Pass
2	2781.900	42.61	-11.15	74.0	-31.39	Peak	176.00	150	Horizontal	Pass
2**	2781.900	33.07	-11.15	54.0	-20.93	AV	176.00	150	Horizontal	Pass
3	4618.200	48.99	-4.32	74.0	-25.01	Peak	279.00	150	Horizontal	Pass
3**	4618.200	39.77	-4.32	54.0	-14.23	AV	279.00	150	Horizontal	Pass
4	5578.400	107.63	-3.15	--	-135.37	Peak	243.00	150	Horizontal	N/A
4**	5578.400	99.83	-3.15	--	99.83	AV	243.00	150	Horizontal	N/A
5	7516.063	47.46	-1.66	74.0	-26.54	Peak	337.00	150	Horizontal	Pass
5**	7516.063	38.07	-1.66	54.0	-15.93	AV	337.00	150	Horizontal	Pass
6	12209.500	50.62	2.58	74.0	-23.38	Peak	274.00	150	Horizontal	Pass
6**	12209.500	42.99	2.58	54.0	-11.01	AV	274.00	150	Horizontal	Pass

11n20, U-NII-2C, 1 GHz to 18 GHz, Middle channel, ANT V

No.	Frequency (MHz)	Results (dBuV/m)	Factor (dB)	Limit (dBuV/m)	Over Limit (dB)	Detector	Table (Degree)	Height (cm)	Antenna	Verdict
1	1573.700	38.27	-17.56	74.0	-35.73	Peak	303.00	150	Vertical	Pass
1**	1573.700	28.49	-17.56	54.0	-25.51	AV	303.00	150	Vertical	Pass
2	2788.500	42.18	-11.07	74.0	-31.82	Peak	228.00	150	Vertical	Pass
2**	2788.500	32.67	-11.07	54.0	-21.33	AV	228.00	150	Vertical	Pass
3	4275.800	48.29	-4.77	74.0	-25.71	Peak	237.00	150	Vertical	Pass
3**	4275.800	38.97	-4.77	54.0	-15.03	AV	237.00	150	Vertical	Pass
4	5581.000	99.69	-3.23	--	-244.31	Peak	344.00	150	Vertical	N/A
4**	5581.000	91.96	-3.23	--	91.96	AV	344.00	150	Vertical	N/A
5	7563.500	47.12	-1.86	74.0	-26.88	Peak	226.00	150	Vertical	Pass
5**	7563.500	38.15	-1.86	54.0	-15.85	AV	226.00	150	Vertical	Pass
6	11645.712	51.77	2.51	74.0	-22.23	Peak	210.00	150	Vertical	Pass
6**	11645.712	40.78	2.51	54.0	-13.22	AV	210.00	150	Vertical	Pass

11n20, U-NII-2C, 1 GHz to 18 GHz, High channel, ANT H

No.	Frequency (MHz)	Results (dBuV/m)	Factor (dB)	Limit (dBuV/m)	Over Limit (dB)	Detector	Table (Degree)	Height (cm)	Antenna	Verdict
1	1196.800	36.96	-18.19	74.0	-37.04	Peak	309.00	150	Horizontal	Pass
1**	1196.800	27.50	-18.19	54.0	-26.50	AV	309.00	150	Horizontal	Pass
2	2249.900	42.19	-13.16	74.0	-31.81	Peak	327.00	150	Horizontal	Pass
2**	2249.900	32.58	-13.16	54.0	-21.42	AV	327.00	150	Horizontal	Pass
3	3957.800	46.91	-5.75	74.0	-27.09	Peak	72.00	150	Horizontal	Pass
3**	3957.800	37.80	-5.75	54.0	-16.20	AV	72.00	150	Horizontal	Pass
4	5702.200	106.54	-3.88	--	-154.46	Peak	261.00	150	Horizontal	N/A
4**	5702.200	98.81	-3.88	--	98.81	AV	261.00	150	Horizontal	N/A
5	7458.563	46.68	-2.19	74.0	-27.32	Peak	0.00	150	Horizontal	Pass
5**	7458.563	37.81	-2.19	54.0	-16.19	AV	0.00	150	Horizontal	Pass
6	11896.988	50.43	0.62	74.0	-23.57	Peak	78.00	150	Horizontal	Pass
6**	11896.988	41.03	0.62	54.0	-12.97	AV	78.00	150	Horizontal	Pass

11n20, U-NII-2C, 1 GHz to 18 GHz, High channel, ANT V

No.	Frequency (MHz)	Results (dBuV/m)	Factor (dB)	Limit (dBuV/m)	Over Limit (dB)	Detector	Table (Degree)	Height (cm)	Antenna	Verdict
1	1100.500	37.73	-18.47	74.0	-36.27	Peak	108.00	150	Vertical	Pass
1**	1100.500	26.15	-18.47	54.0	-27.85	AV	108.00	150	Vertical	Pass
2	2766.300	42.49	-11.23	74.0	-31.51	Peak	0.00	150	Vertical	Pass
2**	2766.300	32.66	-11.23	54.0	-21.34	AV	0.00	150	Vertical	Pass
3	4860.800	50.20	-3.52	74.0	-23.80	Peak	244.00	150	Vertical	Pass
3**	4860.800	40.58	-3.52	54.0	-13.42	AV	244.00	150	Vertical	Pass
4	5703.200	99.26	-3.88	--	91.26	Peak	8.00	150	Vertical	N/A
4**	5703.200	91.72	-3.88	--	91.72	AV	8.00	150	Vertical	N/A
5	7537.050	47.50	-1.71	74.0	-26.50	Peak	38.00	150	Vertical	Pass
5**	7537.050	38.97	-1.71	54.0	-15.03	AV	38.00	150	Vertical	Pass
6	11926.600	50.34	0.74	74.0	-23.66	Peak	327.00	150	Vertical	Pass
6**	11926.600	40.54	0.74	54.0	-13.46	AV	327.00	150	Vertical	Pass

11n40, U-NII-2C, 1 GHz to 18 GHz, Low channel, ANT H

No.	Frequency (MHz)	Results (dBuV/m)	Factor (dB)	Limit (dBuV/m)	Over Limit (dB)	Detector	Table (Degree)	Height (cm)	Antenna	Verdict
1	1544.900	38.68	-17.81	74.0	-35.32	Peak	108.00	150	Horizontal	Pass
1**	1544.900	28.34	-17.81	54.0	-25.66	AV	108.00	150	Horizontal	Pass
2	2751.500	41.97	-10.86	74.0	-32.03	Peak	55.00	150	Horizontal	Pass
2**	2751.500	32.72	-10.86	54.0	-21.28	AV	55.00	150	Horizontal	Pass
3	4346.000	48.77	-4.72	74.0	-25.23	Peak	68.00	150	Horizontal	Pass
3**	4346.000	38.90	-4.72	54.0	-15.10	AV	68.00	150	Horizontal	Pass
4	5508.000	104.13	-2.97	--	-146.87	Peak	251.00	150	Horizontal	N/A
4**	5508.000	96.84	-2.97	--	96.84	AV	251.00	150	Horizontal	N/A
5	7551.425	47.13	-1.58	74.0	-26.87	Peak	324.00	150	Horizontal	Pass
5**	7551.425	38.94	-1.58	54.0	-15.06	AV	324.00	150	Horizontal	Pass
6	11623.287	50.57	2.26	74.0	-23.43	Peak	171.00	150	Horizontal	Pass
6**	11623.287	41.17	2.26	54.0	-12.83	AV	171.00	150	Horizontal	Pass

11n40, U-NII-2C, 1 GHz to 18 GHz, Low channel, ANT V

No.	Frequency (MHz)	Results (dBuV/m)	Factor (dB)	Limit (dBuV/m)	Over Limit (dB)	Detector	Table (Degree)	Height (cm)	Antenna	Verdict
1	1215.200	36.87	-17.97	74.0	-37.13	Peak	262.00	150	Vertical	Pass
1**	1215.200	26.59	-17.97	54.0	-27.41	AV	262.00	150	Vertical	Pass
2	1534.100	37.58	-17.81	74.0	-36.42	Peak	274.00	150	Vertical	Pass
2**	1534.100	28.42	-17.81	54.0	-25.58	AV	274.00	150	Vertical	Pass
3	3969.400	47.39	-5.33	74.0	-26.61	Peak	0.00	150	Vertical	Pass
3**	3969.400	38.22	-5.33	54.0	-15.78	AV	0.00	150	Vertical	Pass
4	5511.800	96.99	-2.90	--	91.99	Peak	5.00	150	Vertical	N/A
4**	5511.800	88.52	-2.90	--	88.52	AV	5.00	150	Vertical	N/A
5	7558.038	48.28	-1.67	74.0	-25.72	Peak	234.00	150	Vertical	Pass
5**	7558.038	38.92	-1.67	54.0	-15.08	AV	234.00	150	Vertical	Pass
6	11648.588	50.92	2.54	74.0	-23.08	Peak	38.00	150	Vertical	Pass
6**	11648.588	40.95	2.54	54.0	-13.05	AV	38.00	150	Vertical	Pass

11n40, U-NII-2C, 1 GHz to 18 GHz, Middle channel, ANT H

No.	Frequency (MHz)	Results (dBuV/m)	Factor (dB)	Limit (dBuV/m)	Over Limit (dB)	Detector	Table (Degree)	Height (cm)	Antenna	Verdict
1	1500.800	38.21	-17.68	74.0	-35.79	Peak	187.00	150	Horizontal	Pass
1**	1500.800	28.00	-17.68	54.0	-26.00	AV	187.00	150	Horizontal	Pass
2	2262.200	41.46	-13.07	74.0	-32.54	Peak	93.00	150	Horizontal	Pass
2**	2262.200	32.02	-13.07	54.0	-21.98	AV	93.00	150	Horizontal	Pass
3	3902.400	47.78	-6.16	74.0	-26.22	Peak	24.00	150	Horizontal	Pass
3**	3902.400	36.91	-6.16	54.0	-17.09	AV	24.00	150	Horizontal	Pass
4	5587.600	104.14	-3.23	--	-148.86	Peak	253.00	150	Horizontal	N/A
4**	5587.600	96.58	-3.23	--	96.58	AV	253.00	150	Horizontal	N/A
5	7525.550	47.34	-1.61	74.0	-26.66	Peak	171.00	150	Horizontal	Pass
5**	7525.550	38.59	-1.61	54.0	-15.41	AV	171.00	150	Horizontal	Pass
6	11874.850	50.34	0.69	74.0	-23.66	Peak	213.00	150	Horizontal	Pass
6**	11874.850	41.31	0.69	54.0	-12.69	AV	213.00	150	Horizontal	Pass

11n40, U-NII-2C, 1 GHz to 18 GHz, Middle channel, ANT V

No.	Frequency (MHz)	Results (dBuV/m)	Factor (dB)	Limit (dBuV/m)	Over Limit (dB)	Detector	Table (Degree)	Height (cm)	Antenna	Verdict
1	1139.200	36.26	-18.35	74.0	-37.74	Peak	50.00	150	Vertical	Pass
1**	1139.200	27.55	-18.35	54.0	-26.45	AV	50.00	150	Vertical	Pass
2	1490.000	38.03	-17.72	74.0	-35.97	Peak	360.00	150	Vertical	Pass
2**	1490.000	28.11	-17.72	54.0	-25.89	AV	360.00	150	Vertical	Pass
3	3964.800	47.28	-5.27	74.0	-26.72	Peak	348.00	150	Vertical	Pass
3**	3964.800	37.68	-5.27	54.0	-16.32	AV	348.00	150	Vertical	Pass
4	5587.400	97.30	-3.23	--	-250.70	Peak	348.00	150	Vertical	N/A
4**	5587.400	89.64	-3.23	--	89.64	AV	348.00	150	Vertical	N/A
5	7543.375	47.68	-1.63	74.0	-26.32	Peak	192.00	150	Vertical	Pass
5**	7543.375	38.71	-1.63	54.0	-15.29	AV	192.00	150	Vertical	Pass
6	11760.425	50.10	1.44	74.0	-23.90	Peak	27.00	150	Vertical	Pass
6**	11760.425	40.72	1.44	54.0	-13.28	AV	27.00	150	Vertical	Pass

11n40, U-NII-2C, 1 GHz to 18 GHz, High channel, ANT H

No.	Frequency (MHz)	Results (dBuV/m)	Factor (dB)	Limit (dBuV/m)	Over Limit (dB)	Detector	Table (Degree)	Height (cm)	Antenna	Verdict
1	1075.400	36.08	-18.70	74.0	-37.92	Peak	0.00	150	Horizontal	Pass
1**	1075.400	27.31	-18.70	54.0	-26.69	AV	0.00	150	Horizontal	Pass
2	2229.400	41.85	-13.43	74.0	-32.15	Peak	126.00	150	Horizontal	Pass
2**	2229.400	31.68	-13.43	54.0	-22.32	AV	126.00	150	Horizontal	Pass
3	3784.400	47.05	-5.54	74.0	-26.95	Peak	146.00	150	Horizontal	Pass
3**	3784.400	38.03	-5.54	54.0	-15.97	AV	146.00	150	Horizontal	Pass
4	5672.600	103.30	-3.72	--	-160.70	Peak	264.00	150	Horizontal	N/A
4**	5672.600	95.07	-3.72	--	95.07	AV	264.00	150	Horizontal	N/A
5	7553.438	47.17	-1.56	74.0	-26.83	Peak	219.00	150	Horizontal	Pass
5**	7553.438	38.33	-1.56	54.0	-15.67	AV	219.00	150	Horizontal	Pass
6	12212.950	50.99	2.58	74.0	-23.01	Peak	281.00	150	Horizontal	Pass
6**	12212.950	42.24	2.58	54.0	-11.76	AV	281.00	150	Horizontal	Pass

11n40, U-NII-2C, 1 GHz to 18 GHz, High channel, ANT V

No.	Frequency (MHz)	Results (dBuV/m)	Factor (dB)	Limit (dBuV/m)	Over Limit (dB)	Detector	Table (Degree)	Height (cm)	Antenna	Verdict
1	1187.400	37.05	-18.32	74.0	-36.95	Peak	138.00	150	Vertical	Pass
1**	1187.400	27.25	-18.32	54.0	-26.75	AV	138.00	150	Vertical	Pass
2	2246.800	41.34	-13.16	74.0	-32.66	Peak	14.00	150	Vertical	Pass
2**	2246.800	32.37	-13.16	54.0	-21.63	AV	14.00	150	Vertical	Pass
3	4005.600	47.29	-5.71	74.0	-26.71	Peak	68.00	150	Vertical	Pass
3**	4005.600	37.76	-5.71	54.0	-16.24	AV	68.00	150	Vertical	Pass
4	5671.400	96.53	-3.71	--	75.53	Peak	21.00	150	Vertical	N/A
4**	5671.400	88.61	-3.71	--	88.61	AV	21.00	150	Vertical	N/A
5	7531.588	47.09	-1.66	74.0	-26.91	Peak	323.00	150	Vertical	Pass
5**	7531.588	38.95	-1.66	54.0	-15.05	AV	323.00	150	Vertical	Pass
6	12205.187	51.34	2.57	74.0	-22.66	Peak	44.00	150	Vertical	Pass
6**	12205.187	42.54	2.57	54.0	-11.46	AV	44.00	150	Vertical	Pass

11ac20, U-NII-2C, 1 GHz to 18 GHz, Low channel, ANT H

No.	Frequency (MHz)	Results (dBuV/m)	Factor (dB)	Limit (dBuV/m)	Over Limit (dB)	Detector	Table (Degree)	Height (cm)	Antenna	Verdict
1	1154.700	36.70	-18.39	74.0	-37.30	Peak	246.00	150	Horizontal	Pass
1**	1154.700	26.59	-18.39	54.0	-27.41	AV	246.00	150	Horizontal	Pass
2	2766.900	42.58	-11.25	74.0	-31.42	Peak	108.00	150	Horizontal	Pass
2**	2766.900	32.99	-11.25	54.0	-21.01	AV	108.00	150	Horizontal	Pass
3	3842.000	47.25	-6.30	74.0	-26.75	Peak	96.00	150	Horizontal	Pass
3**	3842.000	37.51	-6.30	54.0	-16.49	AV	96.00	150	Horizontal	Pass
4	5501.800	107.81	-2.87	--	-150.19	Peak	258.00	150	Horizontal	N/A
4**	5501.800	100.45	-2.87	--	100.45	AV	258.00	150	Horizontal	N/A
5	7503.700	47.11	-1.85	74.0	-26.89	Peak	209.00	150	Horizontal	Pass
5**	7503.700	38.02	-1.85	54.0	-15.98	AV	209.00	150	Horizontal	Pass
6	12216.401	51.09	2.59	74.0	-22.91	Peak	0.00	150	Horizontal	Pass
6**	12216.401	41.88	2.59	54.0	-12.12	AV	0.00	150	Horizontal	Pass

11ac20, U-NII-2C, 1 GHz to 18 GHz, Low channel, ANT V

No.	Frequency (MHz)	Results (dBuV/m)	Factor (dB)	Limit (dBuV/m)	Over Limit (dB)	Detector	Table (Degree)	Height (cm)	Antenna	Verdict
1	1050.800	36.27	-18.47	74.0	-37.73	Peak	302.00	150	Vertical	Pass
1**	1050.800	26.54	-18.47	54.0	-27.46	AV	302.00	150	Vertical	Pass
2	2817.700	42.45	-10.61	74.0	-31.55	Peak	86.00	150	Vertical	Pass
2**	2817.700	33.36	-10.61	54.0	-20.64	AV	86.00	150	Vertical	Pass
3	3954.600	47.84	-5.85	74.0	-26.16	Peak	354.00	150	Vertical	Pass
3**	3954.600	37.98	-5.85	54.0	-16.02	AV	354.00	150	Vertical	Pass
4	5497.600	98.95	-2.80	--	-255.05	Peak	354.00	150	Vertical	N/A
4**	5497.600	91.77	-2.80	--	91.77	AV	354.00	150	Vertical	N/A
5	7568.100	48.23	-2.03	74.0	-25.77	Peak	75.00	150	Vertical	Pass
5**	7568.100	38.12	-2.03	54.0	-15.88	AV	75.00	150	Vertical	Pass
6	11705.224	50.46	2.22	74.0	-23.54	Peak	11.00	150	Vertical	Pass
6**	11705.224	41.86	2.22	54.0	-12.14	AV	11.00	150	Vertical	Pass

11ac20, U-NII-2C, 1 GHz to 18 GHz, Middle channel, ANT H

No.	Frequency (MHz)	Results (dBuV/m)	Factor (dB)	Limit (dBuV/m)	Over Limit (dB)	Detector	Table (Degree)	Height (cm)	Antenna	Verdict
1	1160.600	36.87	-18.37	74.0	-37.13	Peak	283.00	150	Horizontal	Pass
1**	1160.600	27.02	-18.37	54.0	-26.98	AV	283.00	150	Horizontal	Pass
2	1379.000	38.36	-17.51	74.0	-35.64	Peak	202.00	150	Horizontal	Pass
2**	1379.000	28.37	-17.51	54.0	-25.63	AV	202.00	150	Horizontal	Pass
3	3778.000	47.68	-5.82	74.0	-26.32	Peak	138.00	150	Horizontal	Pass
3**	3778.000	37.20	-5.82	54.0	-16.80	AV	138.00	150	Horizontal	Pass
4	5578.200	107.19	-3.14	--	-180.81	Peak	288.00	150	Horizontal	N/A
4**	5578.200	99.07	-3.14	--	99.07	AV	288.00	150	Horizontal	N/A
5	7545.962	47.38	-1.58	74.0	-26.62	Peak	241.00	150	Horizontal	Pass
5**	7545.962	38.64	-1.58	54.0	-15.36	AV	241.00	150	Horizontal	Pass
6	12239.112	50.75	2.64	74.0	-23.25	Peak	360.00	150	Horizontal	Pass
6**	12239.112	41.20	2.64	54.0	-12.80	AV	360.00	150	Horizontal	Pass

11ac20, U-NII-2C, 1 GHz to 18 GHz, Middle channel, ANT V

No.	Frequency (MHz)	Results (dBuV/m)	Factor (dB)	Limit (dBuV/m)	Over Limit (dB)	Detector	Table (Degree)	Height (cm)	Antenna	Verdict
1	1064.200	36.76	-18.59	74.0	-37.24	Peak	63.00	150	Vertical	Pass
1**	1064.200	26.19	-18.59	54.0	-27.81	AV	63.00	150	Vertical	Pass
2	2833.100	42.30	-10.74	74.0	-31.70	Peak	234.00	150	Vertical	Pass
2**	2833.100	33.44	-10.74	54.0	-20.56	AV	234.00	150	Vertical	Pass
3	4812.200	50.68	-3.55	74.0	-23.32	Peak	307.00	150	Vertical	Pass
3**	4812.200	40.22	-3.55	54.0	-13.78	AV	307.00	150	Vertical	Pass
4	5577.800	99.92	-3.15	--	-254.08	Peak	354.00	150	Vertical	N/A
4**	5577.800	92.09	-3.15	--	92.09	AV	354.00	150	Vertical	N/A
5	7548.263	47.31	-1.59	74.0	-26.69	Peak	19.00	150	Vertical	Pass
5**	7548.263	38.96	-1.59	54.0	-15.04	AV	19.00	150	Vertical	Pass
6	11607.763	51.46	2.09	74.0	-22.54	Peak	100.00	150	Vertical	Pass
6**	11607.763	40.88	2.09	54.0	-13.12	AV	100.00	150	Vertical	Pass

11ac20, U-NII-2C, 1 GHz to 18 GHz, High channel, ANT H

No.	Frequency (MHz)	Results (dBuV/m)	Factor (dB)	Limit (dBuV/m)	Over Limit (dB)	Detector	Table (Degree)	Height (cm)	Antenna	Verdict
1	1051.600	35.94	-18.47	74.0	-38.06	Peak	105.00	150	Horizontal	Pass
1**	1051.600	26.89	-18.47	54.0	-27.11	AV	105.00	150	Horizontal	Pass
2	2229.300	41.39	-13.43	74.0	-32.61	Peak	205.00	150	Horizontal	Pass
2**	2229.300	31.63	-13.43	54.0	-22.37	AV	205.00	150	Horizontal	Pass
3	3915.800	47.10	-5.95	74.0	-26.90	Peak	235.00	150	Horizontal	Pass
3**	3915.800	37.37	-5.95	54.0	-16.63	AV	235.00	150	Horizontal	Pass
4	5698.200	106.20	-3.93	--	-184.80	Peak	291.00	150	Horizontal	N/A
4**	5698.200	98.36	-3.93	--	98.36	AV	291.00	150	Horizontal	N/A
5	7487.888	47.12	-1.85	74.0	-26.88	Peak	323.00	150	Horizontal	Pass
5**	7487.888	38.13	-1.85	54.0	-15.87	AV	323.00	150	Horizontal	Pass
6	12317.025	51.08	2.21	74.0	-22.92	Peak	333.00	150	Horizontal	Pass
6**	12317.025	41.00	2.21	54.0	-13.00	AV	333.00	150	Horizontal	Pass

11ac20, U-NII-2C, 1 GHz to 18 GHz, High channel, ANT V

No.	Frequency (MHz)	Results (dBuV/m)	Factor (dB)	Limit (dBuV/m)	Over Limit (dB)	Detector	Table (Degree)	Height (cm)	Antenna	Verdict
1	1132.800	36.35	-18.34	74.0	-37.65	Peak	15.00	150	Vertical	Pass
1**	1132.800	27.04	-18.34	54.0	-26.96	AV	15.00	150	Vertical	Pass
2	1576.400	37.94	-17.52	74.0	-36.06	Peak	39.00	150	Vertical	Pass
2**	1576.400	28.24	-17.52	54.0	-25.76	AV	39.00	150	Vertical	Pass
3	4181.000	48.20	-5.02	74.0	-25.80	Peak	275.00	150	Vertical	Pass
3**	4181.000	39.74	-5.02	54.0	-14.26	AV	275.00	150	Vertical	Pass
4	5702.200	99.69	-3.88	--	77.69	Peak	22.00	150	Vertical	N/A
4**	5702.200	91.58	-3.88	--	91.58	AV	22.00	150	Vertical	N/A
5	7555.163	47.68	-1.60	74.0	-26.32	Peak	6.00	150	Vertical	Pass
5**	7555.163	38.83	-1.60	54.0	-15.17	AV	6.00	150	Vertical	Pass
6	12248.313	50.76	2.66	74.0	-23.24	Peak	0.00	150	Vertical	Pass
6**	12248.313	41.22	2.66	54.0	-12.78	AV	0.00	150	Vertical	Pass

11ac40, U-NII-2C, 1 GHz to 18 GHz, Low channel, ANT H

No.	Frequency (MHz)	Results (dBuV/m)	Factor (dB)	Limit (dBuV/m)	Over Limit (dB)	Detector	Table (Degree)	Height (cm)	Antenna	Verdict
1	1205.000	36.48	-18.17	74.0	-37.52	Peak	305.00	150	Horizontal	Pass
1**	1205.000	26.82	-18.17	54.0	-27.18	AV	305.00	150	Horizontal	Pass
2	2725.200	42.12	-10.76	74.0	-31.88	Peak	110.00	150	Horizontal	Pass
2**	2725.200	33.12	-10.76	54.0	-20.88	AV	110.00	150	Horizontal	Pass
3	3857.400	47.83	-6.27	74.0	-26.17	Peak	13.00	150	Horizontal	Pass
3**	3857.400	37.41	-6.27	54.0	-16.59	AV	13.00	150	Horizontal	Pass
4	5511.800	105.10	-2.90	--	-185.90	Peak	291.00	150	Horizontal	N/A
4**	5511.800	97.08	-2.90	--	97.08	AV	291.00	150	Horizontal	N/A
5	7556.600	47.46	-1.66	74.0	-26.54	Peak	282.00	150	Horizontal	Pass
5**	7556.600	39.38	-1.66	54.0	-14.62	AV	282.00	150	Horizontal	Pass
6	12268.151	50.57	2.51	74.0	-23.43	Peak	45.00	150	Horizontal	Pass
6**	12268.151	41.76	2.51	54.0	-12.24	AV	45.00	150	Horizontal	Pass

11ac40, U-NII-2C, 1 GHz to 18 GHz, Low channel, ANT V

No.	Frequency (MHz)	Results (dBuV/m)	Factor (dB)	Limit (dBuV/m)	Over Limit (dB)	Detector	Table (Degree)	Height (cm)	Antenna	Verdict
1	1153.200	37.16	-18.38	74.0	-36.84	Peak	252.00	150	Vertical	Pass
1**	1153.200	26.86	-18.38	54.0	-27.14	AV	252.00	150	Vertical	Pass
2	2232.700	41.40	-13.37	74.0	-32.60	Peak	0.00	150	Vertical	Pass
2**	2232.700	31.95	-13.37	54.0	-22.05	AV	0.00	150	Vertical	Pass
3	4249.000	47.78	-4.74	74.0	-26.22	Peak	21.00	150	Vertical	Pass
3**	4249.000	38.70	-4.74	54.0	-15.30	AV	21.00	150	Vertical	Pass
4	5511.200	95.89	-2.90	--	-256.11	Peak	352.00	150	Vertical	N/A
4**	5511.200	87.69	-2.90	--	87.69	AV	352.00	150	Vertical	N/A
5	7552.862	47.57	-1.56	74.0	-26.43	Peak	180.00	150	Vertical	Pass
5**	7552.862	39.12	-1.56	54.0	-14.88	AV	180.00	150	Vertical	Pass
6	11654.338	50.15	2.54	74.0	-23.85	Peak	0.00	150	Vertical	Pass
6**	11654.338	41.24	2.54	54.0	-12.76	AV	0.00	150	Vertical	Pass

11ac40, U-NII-2C, 1 GHz to 18 GHz, Middle channel, ANT H

No.	Frequency (MHz)	Results (dBuV/m)	Factor (dB)	Limit (dBuV/m)	Over Limit (dB)	Detector	Table (Degree)	Height (cm)	Antenna	Verdict
1	1050.600	36.85	-18.47	74.0	-37.15	Peak	146.00	150	Horizontal	Pass
1**	1050.600	26.61	-18.47	54.0	-27.39	AV	146.00	150	Horizontal	Pass
2	1566.300	37.68	-17.62	74.0	-36.32	Peak	64.00	150	Horizontal	Pass
2**	1566.300	27.53	-17.62	54.0	-26.47	AV	64.00	150	Horizontal	Pass
3	2749.100	42.57	-10.81	74.0	-31.43	Peak	316.00	150	Horizontal	Pass
3**	2749.100	32.97	-10.81	54.0	-21.03	AV	316.00	150	Horizontal	Pass
4	5586.800	104.87	-3.22	--	-185.13	Peak	290.00	150	Horizontal	N/A
4**	5586.800	97.08	-3.22	--	97.08	AV	290.00	150	Horizontal	N/A
5	7534.750	47.38	-1.75	74.0	-26.62	Peak	220.00	150	Horizontal	Pass
5**	7534.750	38.32	-1.75	54.0	-15.68	AV	220.00	150	Horizontal	Pass
6	12398.675	51.11	1.77	74.0	-22.89	Peak	168.00	150	Horizontal	Pass
6**	12398.675	40.43	1.77	54.0	-13.57	AV	168.00	150	Horizontal	Pass

11ac40, U-NII-2C, 1 GHz to 18 GHz, Middle channel, ANT V

No.	Frequency (MHz)	Results (dBuV/m)	Factor (dB)	Limit (dBuV/m)	Over Limit (dB)	Detector	Table (Degree)	Height (cm)	Antenna	Verdict
1	1106.600	37.11	-18.39	74.0	-36.89	Peak	123.00	150	Vertical	Pass
1**	1106.600	27.05	-18.39	54.0	-26.95	AV	123.00	150	Vertical	Pass
2	1519.100	37.11	-17.74	74.0	-36.89	Peak	99.00	150	Vertical	Pass
2**	1519.100	28.17	-17.74	54.0	-25.83	AV	99.00	150	Vertical	Pass
3	3768.600	47.36	-6.17	74.0	-26.64	Peak	116.00	150	Vertical	Pass
3**	3768.600	37.54	-6.17	54.0	-16.46	AV	116.00	150	Vertical	Pass
4	5592.600	96.47	-3.29	--	-257.53	Peak	354.00	150	Vertical	N/A
4**	5592.600	88.84	-3.29	--	88.84	AV	354.00	150	Vertical	N/A
5	7503.413	46.88	-1.85	74.0	-27.12	Peak	65.00	150	Vertical	Pass
5**	7503.413	38.39	-1.85	54.0	-15.61	AV	65.00	150	Vertical	Pass
6	12293.737	51.12	2.33	74.0	-22.88	Peak	240.00	150	Vertical	Pass
6**	12293.737	41.47	2.33	54.0	-12.53	AV	240.00	150	Vertical	Pass

11ac40, U-NII-2C, 1 GHz to 18 GHz, High channel, ANT H

No.	Frequency (MHz)	Results (dBuV/m)	Factor (dB)	Limit (dBuV/m)	Over Limit (dB)	Detector	Table (Degree)	Height (cm)	Antenna	Verdict
1	1065.000	36.34	-18.59	74.0	-37.66	Peak	281.00	150	Horizontal	Pass
1**	1065.000	26.63	-18.59	54.0	-27.37	AV	281.00	150	Horizontal	Pass
2	1479.700	37.90	-17.76	74.0	-36.10	Peak	128.00	150	Horizontal	Pass
2**	1479.700	27.71	-17.76	54.0	-26.29	AV	128.00	150	Horizontal	Pass
3	4316.600	48.31	-5.02	74.0	-25.69	Peak	272.00	150	Horizontal	Pass
3**	4316.600	38.48	-5.02	54.0	-15.52	AV	272.00	150	Horizontal	Pass
4	5668.200	103.57	-3.59	--	-153.43	Peak	257.00	150	Horizontal	N/A
4**	5668.200	95.36	-3.59	--	95.36	AV	257.00	150	Horizontal	N/A
5	7551.138	47.65	-1.58	74.0	-26.35	Peak	352.00	150	Horizontal	Pass
5**	7551.138	38.41	-1.58	54.0	-15.59	AV	352.00	150	Horizontal	Pass
6	12213.238	50.39	2.58	74.0	-23.61	Peak	148.00	150	Horizontal	Pass
6**	12213.238	41.79	2.58	54.0	-12.21	AV	148.00	150	Horizontal	Pass

11ac40, U-NII-2C, 1 GHz to 18 GHz, High channel, ANT V

No.	Frequency (MHz)	Results (dBuV/m)	Factor (dB)	Limit (dBuV/m)	Over Limit (dB)	Detector	Table (Degree)	Height (cm)	Antenna	Verdict
1	1111.400	36.30	-18.44	74.0	-37.70	Peak	145.00	150	Vertical	Pass
1**	1111.400	26.70	-18.44	54.0	-27.30	AV	145.00	150	Vertical	Pass
2	2786.000	42.42	-11.09	74.0	-31.58	Peak	281.00	150	Vertical	Pass
2**	2786.000	32.46	-11.09	54.0	-21.54	AV	281.00	150	Vertical	Pass
3	4205.200	48.19	-5.13	74.0	-25.81	Peak	5.00	150	Vertical	Pass
3**	4205.200	39.36	-5.13	54.0	-14.64	AV	5.00	150	Vertical	Pass
4	5674.600	96.32	-3.75	--	76.32	Peak	20.00	150	Vertical	N/A
4**	5674.600	89.25	-3.75	--	89.25	AV	20.00	150	Vertical	N/A
5	7558.325	47.89	-1.68	74.0	-26.11	Peak	282.00	150	Vertical	Pass
5**	7558.325	38.56	-1.68	54.0	-15.44	AV	282.00	150	Vertical	Pass
6	11699.188	50.72	2.31	74.0	-23.28	Peak	190.00	150	Vertical	Pass
6**	11699.188	41.53	2.31	54.0	-12.47	AV	190.00	150	Vertical	Pass

11ac80, U-NII-2C, 1 GHz to 18 GHz, Low channel, ANT H

No.	Frequency (MHz)	Results (dBuV/m)	Factor (dB)	Limit (dBuV/m)	Over Limit (dB)	Detector	Table (Degree)	Height (cm)	Antenna	Verdict
1	1220.800	37.45	-18.01	74.0	-36.55	Peak	0.00	150	Horizontal	Pass
1**	1220.800	27.32	-18.01	54.0	-26.68	AV	0.00	150	Horizontal	Pass
2	2753.400	42.85	-10.86	74.0	-31.15	Peak	328.00	150	Horizontal	Pass
2**	2753.400	32.25	-10.86	54.0	-21.75	AV	328.00	150	Horizontal	Pass
3	3784.000	47.58	-5.54	74.0	-26.42	Peak	44.00	150	Horizontal	Pass
3**	3784.000	37.64	-5.54	54.0	-16.36	AV	44.00	150	Horizontal	Pass
4	5536.600	101.98	-2.86	--	-149.02	Peak	251.00	150	Horizontal	N/A
4**	5536.600	94.65	-2.86	--	94.65	AV	251.00	150	Horizontal	N/A
5	7543.663	47.44	-1.63	74.0	-26.56	Peak	332.00	150	Horizontal	Pass
5**	7543.663	39.19	-1.63	54.0	-14.81	AV	332.00	150	Horizontal	Pass
6	11624.150	50.59	2.27	74.0	-23.41	Peak	210.00	150	Horizontal	Pass
6**	11624.150	40.34	2.27	54.0	-13.66	AV	210.00	150	Horizontal	Pass

11ac80, U-NII-2C, 1 GHz to 18 GHz, Low channel, ANT V

No.	Frequency (MHz)	Results (dBuV/m)	Factor (dB)	Limit (dBuV/m)	Over Limit (dB)	Detector	Table (Degree)	Height (cm)	Antenna	Verdict
1	1129.600	36.24	-18.37	74.0	-37.76	Peak	4.00	150	Vertical	Pass
1**	1129.600	27.51	-18.37	54.0	-26.49	AV	4.00	150	Vertical	Pass
2	1584.700	38.65	-17.67	74.0	-35.35	Peak	299.00	150	Vertical	Pass
2**	1584.700	28.30	-17.67	54.0	-25.70	AV	299.00	150	Vertical	Pass
3	2239.200	41.62	-13.40	74.0	-32.38	Peak	233.00	150	Vertical	Pass
3**	2239.200	31.62	-13.40	54.0	-22.38	AV	233.00	150	Vertical	Pass
4	5536.400	94.13	-2.87	--	-256.87	Peak	351.00	150	Vertical	N/A
4**	5536.400	86.64	-2.87	--	86.64	AV	351.00	150	Vertical	N/A
5	7559.475	47.27	-1.72	74.0	-26.73	Peak	6.00	150	Vertical	Pass
5**	7559.475	39.03	-1.72	54.0	-14.97	AV	6.00	150	Vertical	Pass
6	12230.776	50.95	2.62	74.0	-23.05	Peak	312.00	150	Vertical	Pass
6**	12230.776	41.47	2.62	54.0	-12.53	AV	312.00	150	Vertical	Pass

11ac80, U-NII-2C, 1 GHz to 18 GHz, High channel, ANT H

No.	Frequency (MHz)	Results (dBuV/m)	Factor (dB)	Limit (dBuV/m)	Over Limit (dB)	Detector	Table (Degree)	Height (cm)	Antenna	Verdict
1	1156.300	36.53	-18.34	74.0	-37.47	Peak	234.00	150	Horizontal	Pass
1**	1156.300	26.55	-18.34	54.0	-27.45	AV	234.00	150	Horizontal	Pass
2	2774.300	42.60	-11.20	74.0	-31.40	Peak	103.00	150	Horizontal	Pass
2**	2774.300	33.19	-11.20	54.0	-20.81	AV	103.00	150	Horizontal	Pass
3	4353.600	48.64	-4.94	74.0	-25.36	Peak	327.00	150	Horizontal	Pass
3**	4353.600	38.96	-4.94	54.0	-15.04	AV	327.00	150	Horizontal	Pass
4	5607.600	101.02	-3.12	--	-185.98	Peak	287.00	150	Horizontal	N/A
4**	5607.600	93.23	-3.12	--	93.23	AV	287.00	150	Horizontal	N/A
5	7491.050	47.76	-1.82	74.0	-26.24	Peak	240.00	150	Horizontal	Pass
5**	7491.050	38.09	-1.82	54.0	-15.91	AV	240.00	150	Horizontal	Pass
6	11689.987	50.57	2.38	74.0	-23.43	Peak	128.00	150	Horizontal	Pass
6**	11689.987	40.78	2.38	54.0	-13.22	AV	128.00	150	Horizontal	Pass

11ac80, U-NII-2C, 1 GHz to 18 GHz, High channel, ANT V

No.	Frequency (MHz)	Results (dBuV/m)	Factor (dB)	Limit (dBuV/m)	Over Limit (dB)	Detector	Table (Degree)	Height (cm)	Antenna	Verdict
1	1137.100	36.27	-18.29	74.0	-37.73	Peak	78.00	150	Vertical	Pass
1**	1137.100	27.07	-18.29	54.0	-26.93	AV	78.00	150	Vertical	Pass
2	1573.700	37.51	-17.56	74.0	-36.49	Peak	0.00	150	Vertical	Pass
2**	1573.700	28.13	-17.56	54.0	-25.87	AV	0.00	150	Vertical	Pass
3	4343.200	48.87	-4.70	74.0	-25.13	Peak	339.00	150	Vertical	Pass
3**	4343.200	39.03	-4.70	54.0	-14.97	AV	339.00	150	Vertical	Pass
4	5616.400	93.82	-3.09	--	-261.18	Peak	355.00	150	Vertical	N/A
4**	5616.400	85.69	-3.09	--	85.69	AV	355.00	150	Vertical	N/A
5	7563.212	47.81	-1.85	74.0	-26.19	Peak	322.00	150	Vertical	Pass
5**	7563.212	38.33	-1.85	54.0	-15.67	AV	322.00	150	Vertical	Pass
6	12217.263	50.44	2.59	74.0	-23.56	Peak	199.00	150	Vertical	Pass
6**	12217.263	42.52	2.59	54.0	-11.48	AV	199.00	150	Vertical	Pass

11a, U-NII-3, 1 GHz to 18 GHz, Low channel, ANT H

No.	Frequency (MHz)	Results (dBuV/m)	Factor (dB)	Limit (dBuV/m)	Over Limit (dB)	Detector	Table (Degree)	Height (cm)	Antenna	Verdict
1	1068.200	36.63	-18.75	74.0	-37.37	Peak	185.00	150	Horizontal	Pass
1**	1068.200	26.46	-18.75	54.0	-27.54	AV	185.00	150	Horizontal	Pass
2	2766.000	42.70	-11.22	74.0	-31.30	Peak	197.00	150	Horizontal	Pass
2**	2766.000	33.94	-11.22	54.0	-20.06	AV	197.00	150	Horizontal	Pass
3	4618.400	48.80	-4.32	74.0	-25.20	Peak	143.00	150	Horizontal	Pass
3**	4618.400	38.75	-4.32	54.0	-15.25	AV	143.00	150	Horizontal	Pass
4	5749.800	105.23	-3.59	--	-155.77	Peak	261.00	150	Horizontal	N/A
4**	5749.800	97.96	-3.59	--	97.96	AV	261.00	150	Horizontal	N/A
5	7543.950	47.83	-1.62	74.0	-26.17	Peak	27.00	150	Horizontal	Pass
5**	7543.950	38.81	-1.62	54.0	-15.19	AV	27.00	150	Horizontal	Pass
6	11699.474	50.36	2.31	74.0	-23.64	Peak	343.00	150	Horizontal	Pass
6**	11699.474	40.66	2.31	54.0	-13.34	AV	343.00	150	Horizontal	Pass

11a, U-NII-3, 1 GHz to 18 GHz, Low channel, ANT V

No.	Frequency (MHz)	Results (dBuV/m)	Factor (dB)	Limit (dBuV/m)	Over Limit (dB)	Detector	Table (Degree)	Height (cm)	Antenna	Verdict
1	1096.300	36.68	-18.59	74.0	-37.32	Peak	66.00	150	Vertical	Pass
1**	1096.300	26.87	-18.59	54.0	-27.13	AV	66.00	150	Vertical	Pass
2	2802.400	42.75	-11.10	74.0	-31.25	Peak	296.00	150	Vertical	Pass
2**	2802.400	33.72	-11.10	54.0	-20.28	AV	296.00	150	Vertical	Pass
3	3957.000	46.61	-5.82	74.0	-27.39	Peak	158.00	150	Vertical	Pass
3**	3957.000	37.76	-5.82	54.0	-16.24	AV	158.00	150	Vertical	Pass
4	5748.200	98.89	-3.60	--	-155.11	Peak	254.00	150	Vertical	N/A
4**	5748.200	90.47	-3.60	--	90.47	AV	254.00	150	Vertical	N/A
5	7503.987	47.96	-1.86	74.0	-26.04	Peak	360.00	150	Vertical	Pass
5**	7503.987	38.38	-1.86	54.0	-15.62	AV	360.00	150	Vertical	Pass
6	12218.412	50.52	2.60	74.0	-23.48	Peak	279.00	150	Vertical	Pass
6**	12218.412	40.54	2.60	54.0	-13.46	AV	279.00	150	Vertical	Pass

11a, U-NII-3, 1 GHz to 18 GHz, Middle channel, ANT H

No.	Frequency (MHz)	Results (dBuV/m)	Factor (dB)	Limit (dBuV/m)	Over Limit (dB)	Detector	Table (Degree)	Height (cm)	Antenna	Verdict
1	1151.300	36.73	-18.30	74.0	-37.27	Peak	332.00	150	Horizontal	Pass
1**	1151.300	27.06	-18.30	54.0	-26.94	AV	332.00	150	Horizontal	Pass
2	1537.100	37.95	-17.67	74.0	-36.05	Peak	356.00	150	Horizontal	Pass
2**	1537.100	28.98	-17.67	54.0	-25.02	AV	356.00	150	Horizontal	Pass
3	2804.600	42.38	-11.06	74.0	-31.62	Peak	115.00	150	Horizontal	Pass
3**	2804.600	33.30	-11.06	54.0	-20.70	AV	115.00	150	Horizontal	Pass
4	5783.800	105.88	-3.04	--	-179.12	Peak	285.00	150	Horizontal	N/A
4**	5783.800	98.53	-3.04	--	98.53	AV	285.00	150	Horizontal	N/A
5	7548.263	48.51	-1.59	74.0	-25.49	Peak	46.00	150	Horizontal	Pass
5**	7548.263	38.62	-1.59	54.0	-15.38	AV	46.00	150	Horizontal	Pass
6	12345.487	51.14	2.06	74.0	-22.86	Peak	169.00	150	Horizontal	Pass
6**	12345.487	41.01	2.06	54.0	-12.99	AV	169.00	150	Horizontal	Pass

11a, U-NII-3, 1 GHz to 18 GHz, Middle channel, ANT V

No.	Frequency (MHz)	Results (dBuV/m)	Factor (dB)	Limit (dBuV/m)	Over Limit (dB)	Detector	Table (Degree)	Height (cm)	Antenna	Verdict
1	1068.400	36.69	-18.76	74.0	-37.31	Peak	13.00	150	Vertical	Pass
1**	1068.400	27.02	-18.76	54.0	-26.98	AV	13.00	150	Vertical	Pass
2	2248.500	41.37	-13.13	74.0	-32.63	Peak	43.00	150	Vertical	Pass
2**	2248.500	32.35	-13.13	54.0	-21.65	AV	43.00	150	Vertical	Pass
3	4578.400	49.21	-4.44	74.0	-24.79	Peak	283.00	150	Vertical	Pass
3**	4578.400	38.76	-4.44	54.0	-15.24	AV	283.00	150	Vertical	Pass
4	5787.000	99.42	-2.98	--	-176.58	Peak	276.00	150	Vertical	N/A
4**	5787.000	91.11	-2.98	--	91.11	AV	276.00	150	Vertical	N/A
5	7549.412	47.36	-1.60	74.0	-26.64	Peak	246.00	150	Vertical	Pass
5**	7549.412	38.98	-1.60	54.0	-15.02	AV	246.00	150	Vertical	Pass
6	12346.637	50.78	2.06	74.0	-23.22	Peak	236.00	150	Vertical	Pass
6**	12346.637	41.14	2.06	54.0	-12.86	AV	236.00	150	Vertical	Pass

11a, U-NII-3, 1 GHz to 18 GHz, High channel, ANT H

No.	Frequency (MHz)	Results (dBuV/m)	Factor (dB)	Limit (dBuV/m)	Over Limit (dB)	Detector	Table (Degree)	Height (cm)	Antenna	Verdict
1	1164.900	36.93	-18.40	74.0	-37.07	Peak	354.00	150	Horizontal	Pass
1**	1164.900	27.63	-18.40	54.0	-26.37	AV	354.00	150	Horizontal	Pass
2	2776.600	42.39	-11.19	74.0	-31.61	Peak	236.00	150	Horizontal	Pass
2**	2776.600	32.71	-11.19	54.0	-21.29	AV	236.00	150	Horizontal	Pass
3	4818.000	48.57	-3.63	74.0	-25.43	Peak	212.00	150	Horizontal	Pass
3**	4818.000	39.49	-3.63	54.0	-14.51	AV	212.00	150	Horizontal	Pass
4	5825.800	105.31	-2.74	--	-187.69	Peak	293.00	150	Horizontal	N/A
4**	5825.800	97.91	-2.74	--	97.91	AV	293.00	150	Horizontal	N/A
5	7506.288	47.50	-1.87	74.0	-26.50	Peak	48.00	150	Horizontal	Pass
5**	7506.288	38.09	-1.87	54.0	-15.91	AV	48.00	150	Horizontal	Pass
6	11643.700	50.51	2.49	74.0	-23.49	Peak	222.00	150	Horizontal	Pass
6**	11643.700	40.78	2.49	54.0	-13.22	AV	222.00	150	Horizontal	Pass

11a, U-NII-3, 1 GHz to 18 GHz, High channel, ANT V

No.	Frequency (MHz)	Results (dBuV/m)	Factor (dB)	Limit (dBuV/m)	Over Limit (dB)	Detector	Table (Degree)	Height (cm)	Antenna	Verdict
1	1093.900	36.22	-18.59	74.0	-37.78	Peak	152.00	150	Vertical	Pass
1**	1093.900	26.48	-18.59	54.0	-27.52	AV	152.00	150	Vertical	Pass
2	1368.600	37.88	-17.57	74.0	-36.12	Peak	258.00	150	Vertical	Pass
2**	1368.600	28.04	-17.57	54.0	-25.96	AV	258.00	150	Vertical	Pass
3	4169.800	47.66	-4.93	74.0	-26.34	Peak	331.00	150	Vertical	Pass
3**	4169.800	37.89	-4.93	54.0	-16.11	AV	331.00	150	Vertical	Pass
4	5821.200	99.26	-2.77	--	-177.74	Peak	277.00	150	Vertical	N/A
4**	5821.200	90.61	-2.77	--	90.61	AV	277.00	150	Vertical	N/A
5	7489.612	47.72	-1.82	74.0	-26.28	Peak	151.00	150	Vertical	Pass
5**	7489.612	37.83	-1.82	54.0	-16.17	AV	151.00	150	Vertical	Pass
6	11716.725	49.93	2.05	74.0	-24.07	Peak	130.00	150	Vertical	Pass
6**	11716.725	40.97	2.05	54.0	-13.03	AV	130.00	150	Vertical	Pass

11n20, U-NII-3, 1 GHz to 18 GHz, Low channel, ANT H

No.	Frequency (MHz)	Results (dBuV/m)	Factor (dB)	Limit (dBuV/m)	Over Limit (dB)	Detector	Table (Degree)	Height (cm)	Antenna	Verdict
1	1036.200	37.37	-18.51	74.0	-36.63	Peak	170.00	150	Horizontal	Pass
1**	1036.200	26.49	-18.51	54.0	-27.51	AV	170.00	150	Horizontal	Pass
2	2820.400	42.58	-10.61	74.0	-31.42	Peak	27.00	150	Horizontal	Pass
2**	2820.400	34.06	-10.61	54.0	-19.94	AV	27.00	150	Horizontal	Pass
3	3806.000	46.75	-6.42	74.0	-27.25	Peak	267.00	150	Horizontal	Pass
3**	3806.000	35.54	-6.42	54.0	-18.46	AV	267.00	150	Horizontal	Pass
4	5746.200	105.78	-3.59	--	-152.22	Peak	258.00	150	Horizontal	N/A
4**	5746.200	97.94	-3.59	--	97.94	AV	258.00	150	Horizontal	N/A
5	7466.900	48.42	-2.10	74.0	-25.58	Peak	360.00	150	Horizontal	Pass
5**	7466.900	38.40	-2.10	54.0	-15.60	AV	360.00	150	Horizontal	Pass
6	11693.150	50.32	2.36	74.0	-23.68	Peak	88.00	150	Horizontal	Pass
6**	11693.150	40.83	2.36	54.0	-13.17	AV	88.00	150	Horizontal	Pass

11n20, U-NII-3, 1 GHz to 18 GHz, Low channel, ANT V

No.	Frequency (MHz)	Results (dBuV/m)	Factor (dB)	Limit (dBuV/m)	Over Limit (dB)	Detector	Table (Degree)	Height (cm)	Antenna	Verdict
1	1057.100	41.82	-18.57	74.0	-32.18	Peak	58.00	150	Vertical	Pass
1**	1057.100	26.98	-18.57	54.0	-27.02	AV	58.00	150	Vertical	Pass
2	1559.600	37.75	-17.62	74.0	-36.25	Peak	131.00	150	Vertical	Pass
2**	1559.600	28.91	-17.62	54.0	-25.09	AV	131.00	150	Vertical	Pass
3	4897.400	49.68	-3.60	74.0	-24.32	Peak	228.00	150	Vertical	Pass
3**	4897.400	39.50	-3.60	54.0	-14.50	AV	228.00	150	Vertical	Pass
4	5747.400	99.27	-3.59	--	99.27	Peak	0.00	150	Vertical	N/A
4**	5747.400	91.07	-3.59	--	91.07	AV	0.00	150	Vertical	N/A
5	7555.163	47.83	-1.60	74.0	-26.17	Peak	262.00	150	Vertical	Pass
5**	7555.163	40.01	-1.60	54.0	-13.99	AV	262.00	150	Vertical	Pass
6	11650.888	50.36	2.55	74.0	-23.64	Peak	122.00	150	Vertical	Pass
6**	11650.888	41.83	2.55	54.0	-12.17	AV	122.00	150	Vertical	Pass

11n20, U-NII-3, 1 GHz to 18 GHz, Middle channel, ANT H

No.	Frequency (MHz)	Results (dBuV/m)	Factor (dB)	Limit (dBuV/m)	Over Limit (dB)	Detector	Table (Degree)	Height (cm)	Antenna	Verdict
1	1144.100	36.53	-18.38	74.0	-37.47	Peak	146.00	150	Horizontal	Pass
1**	1144.100	26.93	-18.38	54.0	-27.07	AV	146.00	150	Horizontal	Pass
2	2746.200	42.42	-10.77	74.0	-31.58	Peak	22.00	150	Horizontal	Pass
2**	2746.200	33.04	-10.77	54.0	-20.96	AV	22.00	150	Horizontal	Pass
3	4207.600	47.50	-5.09	74.0	-26.50	Peak	131.00	150	Horizontal	Pass
3**	4207.600	37.81	-5.09	54.0	-16.19	AV	131.00	150	Horizontal	Pass
4	5782.800	105.42	-3.07	--	30.42	Peak	75.00	150	Horizontal	N/A
4**	5782.800	97.62	-3.07	--	97.62	AV	75.00	150	Horizontal	N/A
5	7518.938	47.35	-1.68	74.0	-26.65	Peak	326.00	150	Horizontal	Pass
5**	7518.938	38.34	-1.68	54.0	-15.66	AV	326.00	150	Horizontal	Pass
6	11637.950	50.51	2.42	74.0	-23.49	Peak	264.00	150	Horizontal	Pass
6**	11637.950	40.85	2.42	54.0	-13.15	AV	264.00	150	Horizontal	Pass

11n20, U-NII-3, 1 GHz to 18 GHz, Middle channel, ANT V

No.	Frequency (MHz)	Results (dBuV/m)	Factor (dB)	Limit (dBuV/m)	Over Limit (dB)	Detector	Table (Degree)	Height (cm)	Antenna	Verdict
1	1184.500	36.89	-18.26	74.0	-37.11	Peak	89.00	150	Vertical	Pass
1**	1184.500	28.01	-18.26	54.0	-25.99	AV	89.00	150	Vertical	Pass
2	2235.700	41.93	-13.38	74.0	-32.07	Peak	10.00	150	Vertical	Pass
2**	2235.700	32.43	-13.38	54.0	-21.57	AV	10.00	150	Vertical	Pass
3	4269.200	47.75	-4.83	74.0	-26.25	Peak	275.00	150	Vertical	Pass
3**	4269.200	38.32	-4.83	54.0	-15.68	AV	275.00	150	Vertical	Pass
4	5784.000	99.51	-3.04	--	-175.49	Peak	275.00	150	Vertical	N/A
4**	5784.000	92.62	-3.04	--	92.62	AV	275.00	150	Vertical	N/A
5	7552.862	47.77	-1.56	74.0	-26.23	Peak	201.00	150	Vertical	Pass
5**	7552.862	38.92	-1.56	54.0	-15.08	AV	201.00	150	Vertical	Pass
6	11614.662	50.14	2.17	74.0	-23.86	Peak	335.00	150	Vertical	Pass
6**	11614.662	41.00	2.17	54.0	-13.00	AV	335.00	150	Vertical	Pass

11n20, U-NII-3, 1 GHz to 18 GHz, High channel, ANT H

No.	Frequency (MHz)	Results (dBuV/m)	Factor (dB)	Limit (dBuV/m)	Over Limit (dB)	Detector	Table (Degree)	Height (cm)	Antenna	Verdict
1	1067.700	36.78	-18.72	74.0	-37.22	Peak	59.00	150	Horizontal	Pass
1**	1067.700	26.04	-18.72	54.0	-27.96	AV	59.00	150	Horizontal	Pass
2	1504.500	37.70	-17.86	74.0	-36.30	Peak	188.00	150	Horizontal	Pass
2**	1504.500	28.14	-17.86	54.0	-25.86	AV	188.00	150	Horizontal	Pass
3	4722.800	48.49	-4.45	74.0	-25.51	Peak	338.00	150	Horizontal	Pass
3**	4722.800	38.98	-4.45	54.0	-15.02	AV	338.00	150	Horizontal	Pass
4	5824.200	104.84	-2.75	--	-201.16	Peak	306.00	150	Horizontal	N/A
4**	5824.200	97.87	-2.75	--	97.87	AV	306.00	150	Horizontal	N/A
5	7543.950	48.00	-1.62	74.0	-26.00	Peak	315.00	150	Horizontal	Pass
5**	7543.950	38.67	-1.62	54.0	-15.33	AV	315.00	150	Horizontal	Pass
6	11718.162	50.24	2.03	74.0	-23.76	Peak	0.00	150	Horizontal	Pass
6**	11718.162	41.52	2.03	54.0	-12.48	AV	0.00	150	Horizontal	Pass

11n20, U-NII-3, 1 GHz to 18 GHz, High channel, ANT V

No.	Frequency (MHz)	Results (dBuV/m)	Factor (dB)	Limit (dBuV/m)	Over Limit (dB)	Detector	Table (Degree)	Height (cm)	Antenna	Verdict
1	1115.600	36.08	-18.49	74.0	-37.92	Peak	13.00	150	Vertical	Pass
1**	1115.600	26.55	-18.49	54.0	-27.45	AV	13.00	150	Vertical	Pass
2	2740.700	42.98	-10.70	74.0	-31.02	Peak	113.00	150	Vertical	Pass
2**	2740.700	33.40	-10.70	54.0	-20.60	AV	113.00	150	Vertical	Pass
3	4617.800	49.08	-4.32	74.0	-24.92	Peak	355.00	150	Vertical	Pass
3**	4617.800	38.71	-4.32	54.0	-15.29	AV	355.00	150	Vertical	Pass
4	5826.400	98.73	-2.74	--	-172.27	Peak	271.00	150	Vertical	N/A
4**	5826.400	91.37	-2.74	--	91.37	AV	271.00	150	Vertical	N/A
5	7557.463	48.37	-1.67	74.0	-25.63	Peak	306.00	150	Vertical	Pass
5**	7557.463	39.05	-1.67	54.0	-14.95	AV	306.00	150	Vertical	Pass
6	11717.875	50.27	2.03	74.0	-23.73	Peak	317.00	150	Vertical	Pass
6**	11717.875	41.32	2.03	54.0	-12.68	AV	317.00	150	Vertical	Pass

11n40, U-NII-3, 1 GHz to 18 GHz, Low channel, ANT H

No.	Frequency (MHz)	Results (dBuV/m)	Factor (dB)	Limit (dBuV/m)	Over Limit (dB)	Detector	Table (Degree)	Height (cm)	Antenna	Verdict
1	1118.000	36.29	-18.38	74.0	-37.71	Peak	304.00	150	Horizontal	Pass
1**	1118.000	26.65	-18.38	54.0	-27.35	AV	304.00	150	Horizontal	Pass
2	2811.500	42.58	-10.82	74.0	-31.42	Peak	360.00	150	Horizontal	Pass
2**	2811.500	33.19	-10.82	54.0	-20.81	AV	360.00	150	Horizontal	Pass
3	3960.400	47.31	-5.57	74.0	-26.69	Peak	140.00	150	Horizontal	Pass
3**	3960.400	36.31	-5.57	54.0	-17.69	AV	140.00	150	Horizontal	Pass
4	5756.200	102.83	-3.51	--	-159.17	Peak	262.00	150	Horizontal	N/A
4**	5756.200	95.19	-3.51	--	95.19	AV	262.00	150	Horizontal	N/A
5	7527.275	47.46	-1.61	74.0	-26.54	Peak	169.00	150	Horizontal	Pass
5**	7527.275	38.98	-1.61	54.0	-15.02	AV	169.00	150	Horizontal	Pass
6	11663.250	50.22	2.50	74.0	-23.78	Peak	102.00	150	Horizontal	Pass
6**	11663.250	41.36	2.50	54.0	-12.64	AV	102.00	150	Horizontal	Pass

11n40, U-NII-3, 1 GHz to 18 GHz, Low channel, ANT V

No.	Frequency (MHz)	Results (dBuV/m)	Factor (dB)	Limit (dBuV/m)	Over Limit (dB)	Detector	Table (Degree)	Height (cm)	Antenna	Verdict
1	1116.900	36.66	-18.43	74.0	-37.34	Peak	99.00	150	Vertical	Pass
1**	1116.900	27.56	-18.43	54.0	-26.44	AV	99.00	150	Vertical	Pass
2	2761.500	42.57	-11.11	74.0	-31.43	Peak	26.00	150	Vertical	Pass
2**	2761.500	33.36	-11.11	54.0	-20.64	AV	26.00	150	Vertical	Pass
3	4146.000	47.07	-5.27	74.0	-26.93	Peak	68.00	150	Vertical	Pass
3**	4146.000	37.28	-5.27	54.0	-16.72	AV	68.00	150	Vertical	Pass
4	5752.600	96.25	-3.51	--	-263.75	Peak	360.00	150	Vertical	N/A
4**	5752.600	88.28	-3.51	--	88.28	AV	360.00	150	Vertical	N/A
5	7554.875	47.48	-1.58	74.0	-26.52	Peak	360.00	150	Vertical	Pass
5**	7554.875	39.78	-1.58	54.0	-14.22	AV	360.00	150	Vertical	Pass
6	11884.625	51.00	0.66	74.0	-23.00	Peak	225.00	150	Vertical	Pass
6**	11884.625	40.51	0.66	54.0	-13.49	AV	225.00	150	Vertical	Pass

11n40, U-NII-3, 1 GHz to 18 GHz, High channel, ANT H

No.	Frequency (MHz)	Results (dBuV/m)	Factor (dB)	Limit (dBuV/m)	Over Limit (dB)	Detector	Table (Degree)	Height (cm)	Antenna	Verdict
1	1495.900	38.02	-17.72	74.0	-35.98	Peak	102.00	150	Horizontal	Pass
1**	1495.900	28.12	-17.72	54.0	-25.88	AV	102.00	150	Horizontal	Pass
2	2811.100	43.03	-10.83	74.0	-30.97	Peak	236.00	150	Horizontal	Pass
2**	2811.100	32.74	-10.83	54.0	-21.26	AV	236.00	150	Horizontal	Pass
3	4634.600	48.72	-4.24	74.0	-25.28	Peak	147.00	150	Horizontal	Pass
3**	4634.600	39.19	-4.24	54.0	-14.81	AV	147.00	150	Horizontal	Pass
4	5796.400	102.33	-2.74	--	-162.67	Peak	265.00	150	Horizontal	N/A
4**	5796.400	94.61	-2.74	--	94.61	AV	265.00	150	Horizontal	N/A
5	7539.925	48.47	-1.68	74.0	-25.53	Peak	126.00	150	Horizontal	Pass
5**	7539.925	39.25	-1.68	54.0	-14.75	AV	126.00	150	Horizontal	Pass
6	11961.388	50.45	0.86	74.0	-23.55	Peak	158.00	150	Horizontal	Pass
6**	11961.388	40.00	0.86	54.0	-14.00	AV	158.00	150	Horizontal	Pass

11n40, U-NII-3, 1 GHz to 18 GHz, High channel, ANT V

No.	Frequency (MHz)	Results (dBuV/m)	Factor (dB)	Limit (dBuV/m)	Over Limit (dB)	Detector	Table (Degree)	Height (cm)	Antenna	Verdict
1	1111.400	36.08	-18.44	74.0	-37.92	Peak	0.00	150	Vertical	Pass
1**	1111.400	26.96	-18.44	54.0	-27.04	AV	0.00	150	Vertical	Pass
2	2802.400	42.99	-11.10	74.0	-31.01	Peak	285.00	150	Vertical	Pass
2**	2802.400	32.84	-11.10	54.0	-21.16	AV	285.00	150	Vertical	Pass
3	4195.400	47.71	-5.28	74.0	-26.29	Peak	241.00	150	Vertical	Pass
3**	4195.400	37.85	-5.28	54.0	-16.15	AV	241.00	150	Vertical	Pass
4	5798.800	96.61	-2.70	--	-175.39	Peak	272.00	150	Vertical	N/A
4**	5798.800	89.35	-2.70	--	89.35	AV	272.00	150	Vertical	N/A
5	7487.600	47.87	-1.85	74.0	-26.13	Peak	112.00	150	Vertical	Pass
5**	7487.600	38.77	-1.85	54.0	-15.23	AV	112.00	150	Vertical	Pass
6	12243.425	50.40	2.65	74.0	-23.60	Peak	360.00	150	Vertical	Pass
6**	12243.425	41.26	2.65	54.0	-12.74	AV	360.00	150	Vertical	Pass

11ac20, U-NII-3, 1 GHz to 18 GHz, Low channel, ANT H

No.	Frequency (MHz)	Results (dBuV/m)	Factor (dB)	Limit (dBuV/m)	Over Limit (dB)	Detector	Table (Degree)	Height (cm)	Antenna	Verdict
1	1174.400	36.72	-18.47	74.0	-37.28	Peak	76.00	150	Horizontal	Pass
1**	1174.400	27.40	-18.47	54.0	-26.60	AV	76.00	150	Horizontal	Pass
2	1553.600	37.90	-17.72	74.0	-36.10	Peak	148.00	150	Horizontal	Pass
2**	1553.600	28.89	-17.72	54.0	-25.11	AV	148.00	150	Horizontal	Pass
3	4212.200	47.28	-4.92	74.0	-26.72	Peak	180.00	150	Horizontal	Pass
3**	4212.200	37.77	-4.92	54.0	-16.23	AV	180.00	150	Horizontal	Pass
4	5743.600	105.21	-3.60	--	-144.79	Peak	250.00	150	Horizontal	N/A
4**	5743.600	98.65	-3.60	--	98.65	AV	250.00	150	Horizontal	N/A
5	7527.275	47.89	-1.61	74.0	-26.11	Peak	19.00	150	Horizontal	Pass
5**	7527.275	39.14	-1.61	54.0	-14.86	AV	19.00	150	Horizontal	Pass
6	12256.938	50.57	2.60	74.0	-23.43	Peak	100.00	150	Horizontal	Pass
6**	12256.938	40.85	2.60	54.0	-13.15	AV	100.00	150	Horizontal	Pass

11ac20, U-NII-3, 1 GHz to 18 GHz, Low channel, ANT V

No.	Frequency (MHz)	Results (dBuV/m)	Factor (dB)	Limit (dBuV/m)	Over Limit (dB)	Detector	Table (Degree)	Height (cm)	Antenna	Verdict
1	1538.700	38.63	-17.75	74.0	-35.37	Peak	137.00	150	Vertical	Pass
1**	1538.700	28.41	-17.75	54.0	-25.59	AV	137.00	150	Vertical	Pass
2	2801.300	42.74	-11.11	74.0	-31.26	Peak	262.00	150	Vertical	Pass
2**	2801.300	34.20	-11.11	54.0	-19.80	AV	262.00	150	Vertical	Pass
3	4198.400	47.56	-5.25	74.0	-26.44	Peak	360.00	150	Vertical	Pass
3**	4198.400	37.23	-5.25	54.0	-16.77	AV	360.00	150	Vertical	Pass
4	5746.800	99.03	-3.59	--	-260.97	Peak	360.00	150	Vertical	N/A
4**	5746.800	91.46	-3.59	--	91.46	AV	360.00	150	Vertical	N/A
5	7558.900	47.67	-1.69	74.0	-26.33	Peak	105.00	150	Vertical	Pass
5**	7558.900	38.58	-1.69	54.0	-15.42	AV	105.00	150	Vertical	Pass
6	12217.550	50.55	2.59	74.0	-23.45	Peak	84.00	150	Vertical	Pass
6**	12217.550	41.55	2.59	54.0	-12.45	AV	84.00	150	Vertical	Pass

11ac20, U-NII-3, 1 GHz to 18 GHz, Middle channel, ANT H

No.	Frequency (MHz)	Results (dBuV/m)	Factor (dB)	Limit (dBuV/m)	Over Limit (dB)	Detector	Table (Degree)	Height (cm)	Antenna	Verdict
1	1220.800	37.41	-18.01	74.0	-36.59	Peak	46.00	150	Horizontal	Pass
1**	1220.800	27.99	-18.01	54.0	-26.01	AV	46.00	150	Horizontal	Pass
2	2755.900	42.16	-10.88	74.0	-31.84	Peak	191.00	150	Horizontal	Pass
2**	2755.900	33.11	-10.88	54.0	-20.89	AV	191.00	150	Horizontal	Pass
3	4628.200	48.53	-4.26	74.0	-25.47	Peak	211.00	150	Horizontal	Pass
3**	4628.200	40.10	-4.26	54.0	-13.90	AV	211.00	150	Horizontal	Pass
4	5787.000	105.55	-2.98	--	-152.45	Peak	258.00	150	Horizontal	N/A
4**	5787.000	98.08	-2.98	--	98.08	AV	258.00	150	Horizontal	N/A
5	7601.737	47.49	-2.33	74.0	-26.51	Peak	227.00	150	Horizontal	Pass
5**	7601.737	37.81	-2.33	54.0	-16.19	AV	227.00	150	Horizontal	Pass
6	12228.475	51.05	2.62	74.0	-22.95	Peak	271.00	150	Horizontal	Pass
6**	12228.475	42.24	2.62	54.0	-11.76	AV	271.00	150	Horizontal	Pass

11ac20, U-NII-3, 1 GHz to 18 GHz, Middle channel, ANT V

No.	Frequency (MHz)	Results (dBuV/m)	Factor (dB)	Limit (dBuV/m)	Over Limit (dB)	Detector	Table (Degree)	Height (cm)	Antenna	Verdict
1	1485.600	42.08	-17.75	74.0	-31.92	Peak	289.00	150	Vertical	Pass
1**	1485.600	27.46	-17.75	54.0	-26.54	AV	289.00	150	Vertical	Pass
2	2758.900	42.40	-11.00	74.0	-31.60	Peak	65.00	150	Vertical	Pass
2**	2758.900	32.84	-11.00	54.0	-21.16	AV	65.00	150	Vertical	Pass
3	4296.800	47.83	-4.91	74.0	-26.17	Peak	0.00	150	Vertical	Pass
3**	4296.800	37.49	-4.91	54.0	-16.51	AV	0.00	150	Vertical	Pass
4	5786.200	98.93	-3.00	--	-158.07	Peak	257.00	150	Vertical	N/A
4**	5786.200	91.27	-3.00	--	91.27	AV	257.00	150	Vertical	N/A
5	7561.487	47.47	-1.80	74.0	-26.53	Peak	45.00	150	Vertical	Pass
5**	7561.487	38.44	-1.80	54.0	-15.56	AV	45.00	150	Vertical	Pass
6	11854.151	50.53	0.76	74.0	-23.47	Peak	103.00	150	Vertical	Pass
6**	11854.151	40.52	0.76	54.0	-13.48	AV	103.00	150	Vertical	Pass

11ac20, U-NII-3, 1 GHz to 18 GHz, High channel, ANT H

No.	Frequency (MHz)	Results (dBuV/m)	Factor (dB)	Limit (dBuV/m)	Over Limit (dB)	Detector	Table (Degree)	Height (cm)	Antenna	Verdict
1	1140.700	36.91	-18.38	74.0	-37.09	Peak	276.00	150	Horizontal	Pass
1**	1140.700	26.81	-18.38	54.0	-27.19	AV	276.00	150	Horizontal	Pass
2	2765.600	42.24	-11.21	74.0	-31.76	Peak	113.00	150	Horizontal	Pass
2**	2765.600	33.32	-11.21	54.0	-20.68	AV	113.00	150	Horizontal	Pass
3	4799.800	48.50	-3.53	74.0	-25.50	Peak	0.00	150	Horizontal	Pass
3**	4799.800	39.85	-3.53	54.0	-14.15	AV	0.00	150	Horizontal	Pass
4	5828.200	105.14	-2.74	--	-155.86	Peak	261.00	150	Horizontal	N/A
4**	5828.200	97.17	-2.74	--	97.17	AV	261.00	150	Horizontal	N/A
5	8154.025	48.89	-1.93	74.0	-25.11	Peak	102.00	150	Horizontal	Pass
5**	8154.025	38.24	-1.93	54.0	-15.76	AV	102.00	150	Horizontal	Pass
6	12273.037	50.93	2.47	74.0	-23.07	Peak	63.00	150	Horizontal	Pass
6**	12273.037	41.04	2.47	54.0	-12.96	AV	63.00	150	Horizontal	Pass

11ac20, U-NII-3, 1 GHz to 18 GHz, High channel, ANT V

No.	Frequency (MHz)	Results (dBuV/m)	Factor (dB)	Limit (dBuV/m)	Over Limit (dB)	Detector	Table (Degree)	Height (cm)	Antenna	Verdict
1	1141.300	36.41	-18.39	74.0	-37.59	Peak	100.00	150	Vertical	Pass
1**	1141.300	27.49	-18.39	54.0	-26.51	AV	100.00	150	Vertical	Pass
2	2808.000	43.10	-10.90	74.0	-30.90	Peak	290.00	150	Vertical	Pass
2**	2808.000	33.47	-10.90	54.0	-20.53	AV	290.00	150	Vertical	Pass
3	5060.200	49.30	-2.92	74.0	-24.70	Peak	313.00	150	Vertical	Pass
3**	5060.200	40.47	-2.92	54.0	-13.53	AV	313.00	150	Vertical	Pass
4	5826.000	99.40	-2.74	--	-175.60	Peak	275.00	150	Vertical	N/A
4**	5826.000	91.79	-2.74	--	91.79	AV	275.00	150	Vertical	N/A
5	7538.775	47.48	-1.69	74.0	-26.52	Peak	284.00	150	Vertical	Pass
5**	7538.775	38.57	-1.69	54.0	-15.43	AV	284.00	150	Vertical	Pass
6	11719.026	50.31	2.01	74.0	-23.69	Peak	298.00	150	Vertical	Pass
6**	11719.026	41.09	2.01	54.0	-12.91	AV	298.00	150	Vertical	Pass

11ac40, U-NII-3, 1 GHz to 18 GHz, Low channel, ANT H

No.	Frequency (MHz)	Results (dBuV/m)	Factor (dB)	Limit (dBuV/m)	Over Limit (dB)	Detector	Table (Degree)	Height (cm)	Antenna	Verdict
1	1184.400	37.37	-18.26	74.0	-36.63	Peak	36.00	150	Horizontal	Pass
1**	1184.400	28.32	-18.26	54.0	-25.68	AV	36.00	150	Horizontal	Pass
2	1465.200	37.90	-17.72	74.0	-36.10	Peak	75.00	150	Horizontal	Pass
2**	1465.200	27.97	-17.72	54.0	-26.03	AV	75.00	150	Horizontal	Pass
3	4876.200	49.42	-3.60	74.0	-24.58	Peak	270.00	150	Horizontal	Pass
3**	4876.200	39.66	-3.60	54.0	-14.34	AV	270.00	150	Horizontal	Pass
4	5753.800	102.97	-3.50	--	-154.03	Peak	257.00	150	Horizontal	N/A
4**	5753.800	95.25	-3.50	--	95.25	AV	257.00	150	Horizontal	N/A
5	7545.388	48.06	-1.59	74.0	-25.94	Peak	138.00	150	Horizontal	Pass
5**	7545.388	39.33	-1.59	54.0	-14.67	AV	138.00	150	Horizontal	Pass
6	11635.363	50.44	2.39	74.0	-23.56	Peak	10.00	150	Horizontal	Pass
6**	11635.363	42.05	2.39	54.0	-11.95	AV	10.00	150	Horizontal	Pass

11ac40, U-NII-3, 1 GHz to 18 GHz, Low channel, ANT V

No.	Frequency (MHz)	Results (dBuV/m)	Factor (dB)	Limit (dBuV/m)	Over Limit (dB)	Detector	Table (Degree)	Height (cm)	Antenna	Verdict
1	1185.900	37.43	-18.26	74.0	-36.57	Peak	314.00	150	Vertical	Pass
1**	1185.900	27.52	-18.26	54.0	-26.48	AV	314.00	150	Vertical	Pass
2	1544.500	38.02	-17.79	74.0	-35.98	Peak	109.00	150	Vertical	Pass
2**	1544.500	28.66	-17.79	54.0	-25.34	AV	109.00	150	Vertical	Pass
3	2797.100	43.66	-11.14	74.0	-30.34	Peak	10.00	150	Vertical	Pass
3**	2797.100	32.73	-11.14	54.0	-21.27	AV	10.00	150	Vertical	Pass
4	5749.800	95.55	-3.59	--	95.55	Peak	0.00	150	Vertical	N/A
4**	5749.800	87.57	-3.59	--	87.57	AV	0.00	150	Vertical	N/A
5	7556.888	48.08	-1.66	74.0	-25.92	Peak	238.00	150	Vertical	Pass
5**	7556.888	39.37	-1.66	54.0	-14.63	AV	238.00	150	Vertical	Pass
6	11721.326	50.46	1.98	74.0	-23.54	Peak	356.00	150	Vertical	Pass
6**	11721.326	41.44	1.98	54.0	-12.56	AV	356.00	150	Vertical	Pass

11ac40, U-NII-3, 1 GHz to 18 GHz, High channel, ANT H

No.	Frequency (MHz)	Results (dBuV/m)	Factor (dB)	Limit (dBuV/m)	Over Limit (dB)	Detector	Table (Degree)	Height (cm)	Antenna	Verdict
1	1170.600	36.67	-18.49	74.0	-37.33	Peak	127.00	150	Horizontal	Pass
1**	1170.600	27.59	-18.49	54.0	-26.41	AV	127.00	150	Horizontal	Pass
2	2753.800	42.35	-10.87	74.0	-31.65	Peak	284.00	150	Horizontal	Pass
2**	2753.800	33.03	-10.87	54.0	-20.97	AV	284.00	150	Horizontal	Pass
3	4626.400	49.47	-4.29	74.0	-24.53	Peak	360.00	150	Horizontal	Pass
3**	4626.400	38.65	-4.29	54.0	-15.35	AV	360.00	150	Horizontal	Pass
4	5793.400	104.17	-2.83	--	-156.83	Peak	261.00	150	Horizontal	N/A
4**	5793.400	96.09	-2.83	--	96.09	AV	261.00	150	Horizontal	N/A
5	7512.037	48.48	-1.80	74.0	-25.52	Peak	77.00	150	Horizontal	Pass
5**	7512.037	39.53	-1.80	54.0	-14.47	AV	77.00	150	Horizontal	Pass
6	11661.525	50.38	2.51	74.0	-23.62	Peak	47.00	150	Horizontal	Pass
6**	11661.525	41.33	2.51	54.0	-12.67	AV	47.00	150	Horizontal	Pass

11ac40, U-NII-3, 1 GHz to 18 GHz, High channel, ANT V

No.	Frequency (MHz)	Results (dBuV/m)	Factor (dB)	Limit (dBuV/m)	Over Limit (dB)	Detector	Table (Degree)	Height (cm)	Antenna	Verdict
1	1115.500	36.48	-18.49	74.0	-37.52	Peak	359.00	150	Vertical	Pass
1**	1115.500	26.24	-18.49	54.0	-27.76	AV	359.00	150	Vertical	Pass
2	2241.500	41.80	-13.35	74.0	-32.20	Peak	345.00	150	Vertical	Pass
2**	2241.500	32.02	-13.35	54.0	-21.98	AV	345.00	150	Vertical	Pass
3	3980.000	46.06	-5.83	74.0	-27.94	Peak	166.00	150	Vertical	Pass
3**	3980.000	36.64	-5.83	54.0	-17.36	AV	166.00	150	Vertical	Pass
4	5796.600	96.51	-2.74	--	-182.49	Peak	279.00	150	Vertical	N/A
4**	5796.600	88.36	-2.74	--	88.36	AV	279.00	150	Vertical	N/A
5	7554.588	48.22	-1.57	74.0	-25.78	Peak	69.00	150	Vertical	Pass
5**	7554.588	39.24	-1.57	54.0	-14.76	AV	69.00	150	Vertical	Pass
6	12278.787	50.59	2.42	74.0	-23.41	Peak	360.00	150	Vertical	Pass
6**	12278.787	41.13	2.42	54.0	-12.87	AV	360.00	150	Vertical	Pass

11ac80, U-NII-3, 1 GHz to 18 GHz, Middle channel, ANT H

No.	Frequency (MHz)	Results (dBuV/m)	Factor (dB)	Limit (dBuV/m)	Over Limit (dB)	Detector	Table (Degree)	Height (cm)	Antenna	Verdict
1	1117.900	37.32	-18.38	74.0	-36.68	Peak	253.00	150	Horizontal	Pass
1**	1117.900	27.37	-18.38	54.0	-26.63	AV	253.00	150	Horizontal	Pass
2	2812.400	42.96	-10.82	74.0	-31.04	Peak	330.00	150	Horizontal	Pass
2**	2812.400	33.63	-10.82	54.0	-20.37	AV	330.00	150	Horizontal	Pass
3	4835.800	48.79	-3.63	74.0	-25.21	Peak	316.00	150	Horizontal	Pass
3**	4835.800	39.38	-3.63	54.0	-14.62	AV	316.00	150	Horizontal	Pass
4	5778.800	100.75	-3.15	--	-160.25	Peak	261.00	150	Horizontal	N/A
4**	5778.800	94.34	-3.15	--	94.34	AV	261.00	150	Horizontal	N/A
5	7552.000	48.31	-1.56	74.0	-25.69	Peak	279.00	150	Horizontal	Pass
5**	7552.000	38.90	-1.56	54.0	-15.10	AV	279.00	150	Horizontal	Pass
6	12216.401	50.95	2.59	74.0	-23.05	Peak	227.00	150	Horizontal	Pass
6**	12216.401	41.73	2.59	54.0	-12.27	AV	227.00	150	Horizontal	Pass

11ac80, U-NII-3, 1 GHz to 18 GHz, Middle channel, ANT V

No.	Frequency (MHz)	Results (dBuV/m)	Factor (dB)	Limit (dBuV/m)	Over Limit (dB)	Detector	Table (Degree)	Height (cm)	Antenna	Verdict
1	1195.300	36.78	-18.19	74.0	-37.22	Peak	247.00	150	Vertical	Pass
1**	1195.300	27.09	-18.19	54.0	-26.91	AV	247.00	150	Vertical	Pass
2	2360.200	41.90	-13.03	74.0	-32.10	Peak	0.00	150	Vertical	Pass
2**	2360.200	32.04	-13.03	54.0	-21.96	AV	0.00	150	Vertical	Pass
3	4823.400	49.83	-3.66	74.0	-24.17	Peak	285.00	150	Vertical	Pass
3**	4823.400	39.90	-3.66	54.0	-14.10	AV	285.00	150	Vertical	Pass
4	5781.800	92.97	-3.10	--	-176.03	Peak	269.00	150	Vertical	N/A
4**	5781.800	85.24	-3.10	--	85.24	AV	269.00	150	Vertical	N/A
5	7533.025	47.59	-1.70	74.0	-26.41	Peak	262.00	150	Vertical	Pass
5**	7533.025	39.24	-1.70	54.0	-14.76	AV	262.00	150	Vertical	Pass
6	12209.787	51.26	2.58	74.0	-22.74	Peak	38.00	150	Vertical	Pass
6**	12209.787	41.34	2.58	54.0	-12.66	AV	38.00	150	Vertical	Pass

A.6.2 Band Edge (Restricted-band)

Test Band	Mode	Channel	Verdict
U-NII-1	802.11a	Low	Pass
		High	Pass
	802.11n(HT20)	Low	Pass
		High	Pass
	802.11n(HT40)	Low	Pass
		High	Pass
	802.11ac(VHT20)	Low	Pass
		High	Pass
	802.11ac(VHT40)	Low	Pass
		High	Pass
	802.11ac(VHT80)	Middle	Pass
U-NII-2A	802.11a	Low	Pass
		High	Pass
	802.11n(HT20)	Low	Pass
		High	Pass
	802.11n(HT40)	Low	Pass
		High	Pass
	802.11ac(VHT20)	Low	Pass
		High	Pass
	802.11ac(VHT40)	Low	Pass
		High	Pass
	802.11ac(VHT80)	Middle	Pass
U-NII-2C	802.11a	Low	Pass
		High	Pass
	802.11n(HT20)	Low	Pass
		High	Pass
	802.11n(HT40)	Low	Pass
		High	Pass
	802.11ac(VHT20)	Low	Pass
		High	Pass
	802.11ac(VHT40)	Low	Pass
		High	Pass
	802.11ac(VHT80)	Low	Pass
		High	Pass
U-NII-3	802.11a	Low	Pass
		High	Pass
	802.11n(HT20)	Low	Pass
		High	Pass
	802.11n(HT40)	Low	Pass
		High	Pass
	802.11ac(VHT20)	Low	Pass
		High	Pass
	802.11ac(VHT40)	Low	Pass
		High	Pass

	802.11ac(VHT80)	Middle	Pass

Test Plots

U-NII-1 11a CH36 Peak

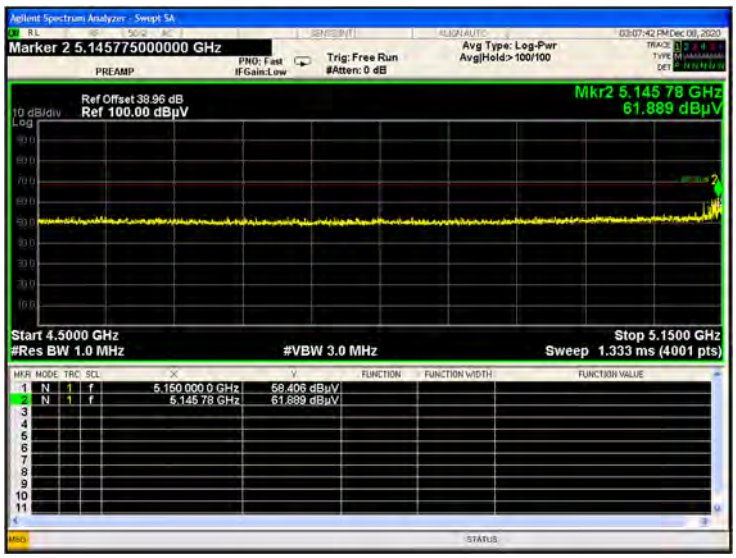

U-NII-1 11a CH48 Peak

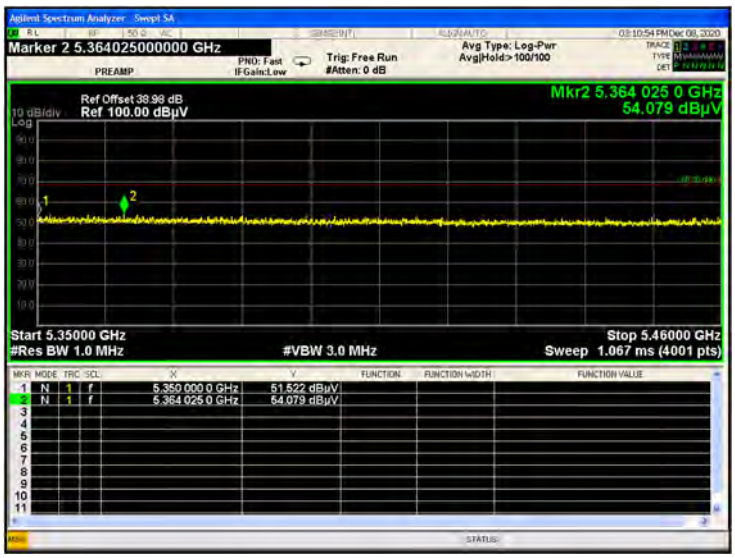

U-NII-1 11a CH36 AV

U-NII-1 11a CH36 AV

U-NII-1 11a CH48 AV

U-NII-1 11n20 CH36 Peak

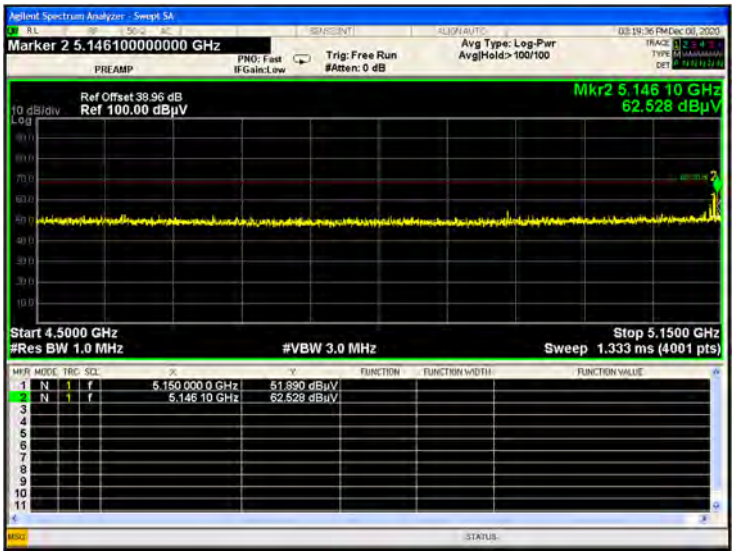

U-NII-1 11n20 CH48 Peak

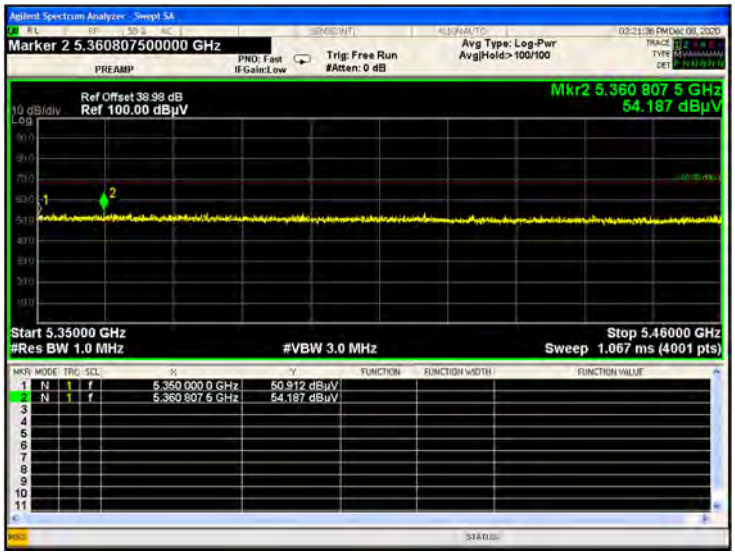

U-NII-1 11n20 CH36 AV

U-NII-1 11n20 CH48 AV

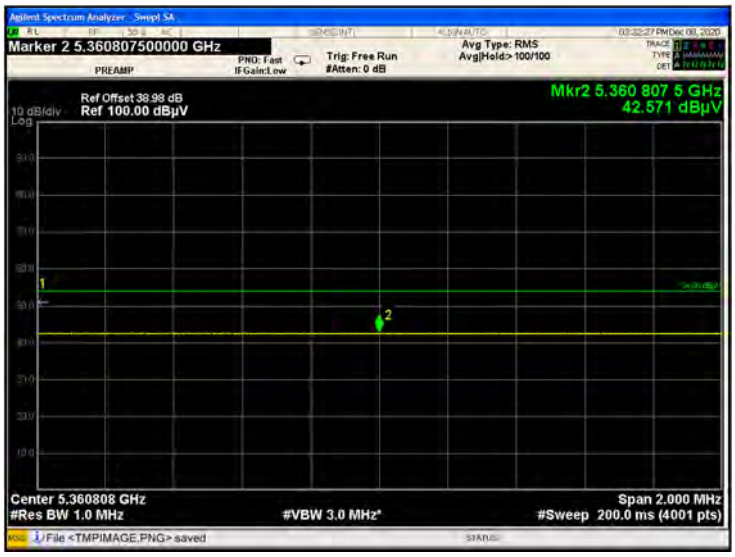

U-NII-1 11n40 CH38 Peak

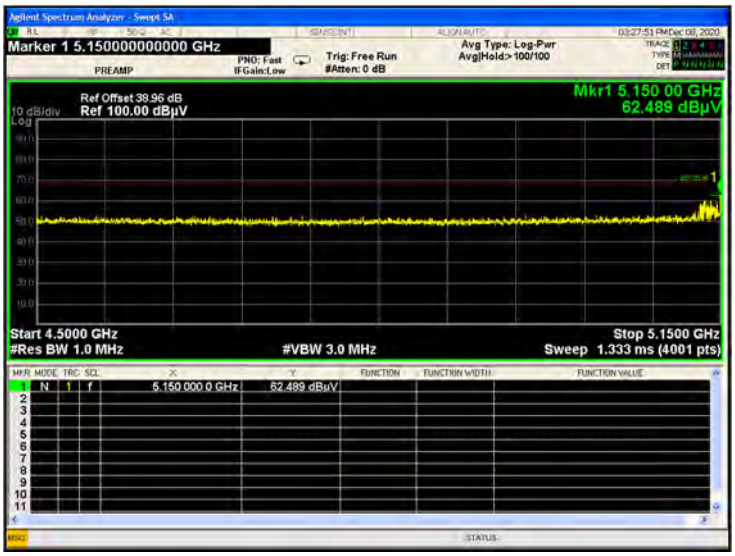

U-NII-1 11n40 CH46 Peak

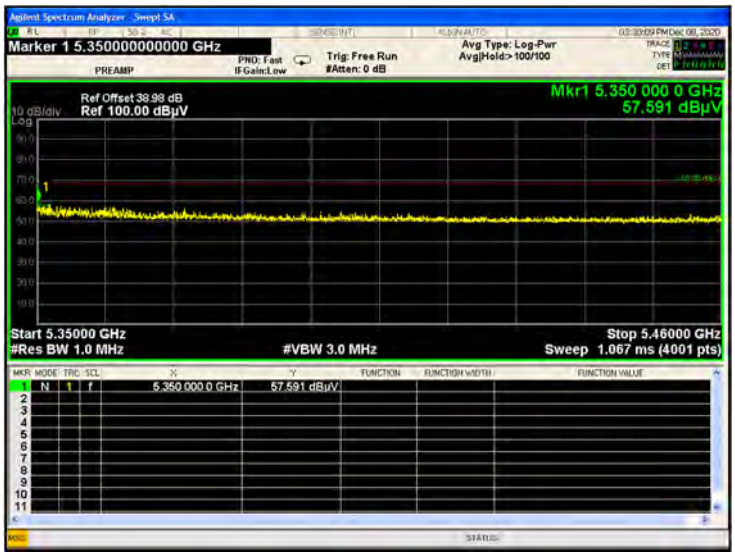

U-NII-1 11n40 CH38 AV

U-NII-1 11n40 CH46 AV

U-NII-1 11ac20 CH36 Peak

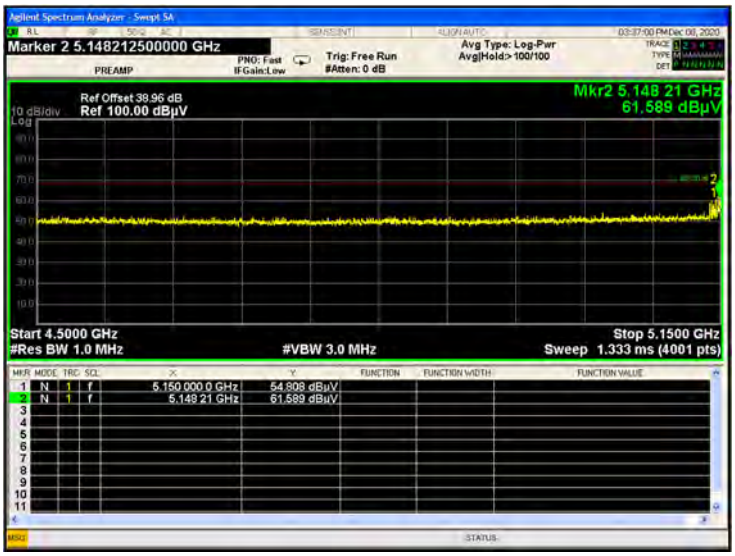

U-NII-1 11ac20 CH48 Peak

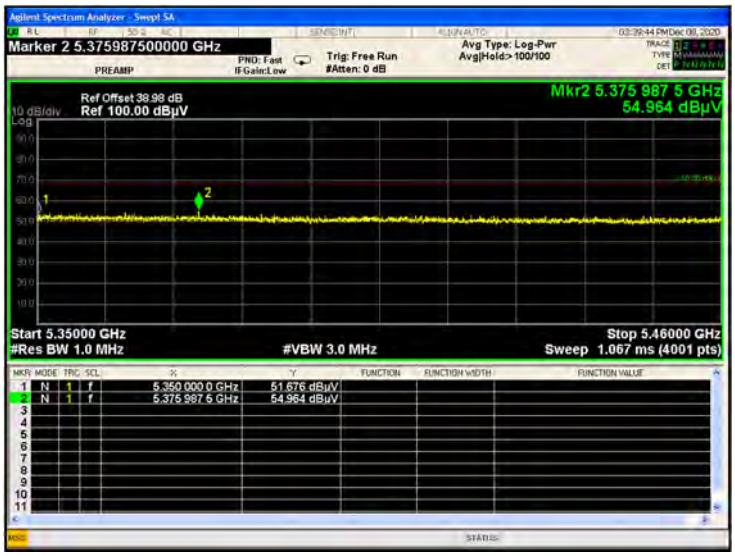

U-NII-1 11ac20 CH36 AV

U-NII-1 11ac20 CH36 AV

U-NII-1 11ac20 CH48 AV

U-NII-1 11ac40 CH38 Peak

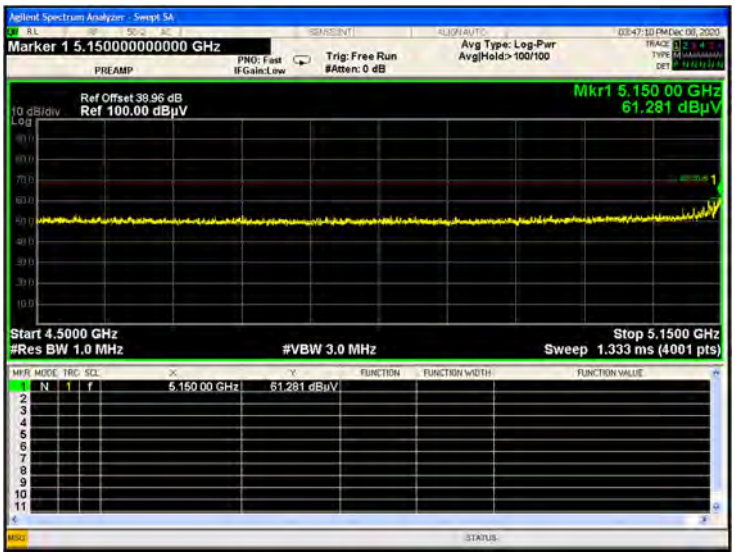

U-NII-1 11ac40 CH46 Peak

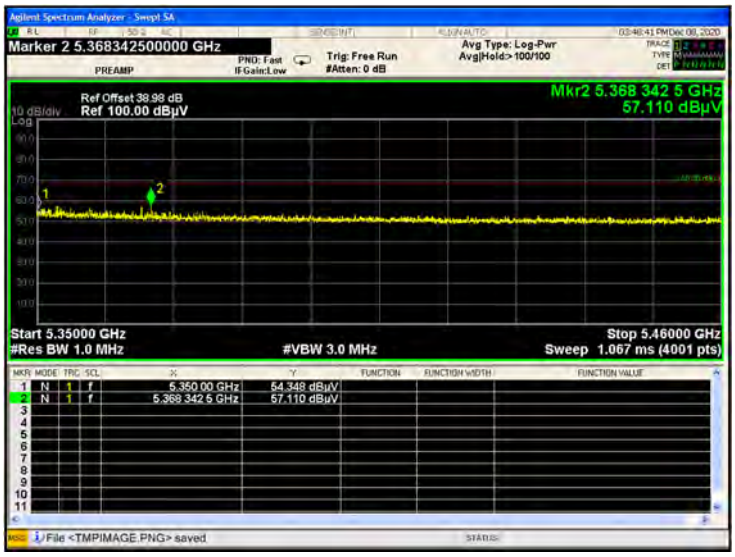

U-NII-1 11ac40 CH38 AV

U-NII-1 11ac40 CH46 AV

U-NII-1 11ac40 CH46 AV

U-NII-1 11ac80 CH42 Peak

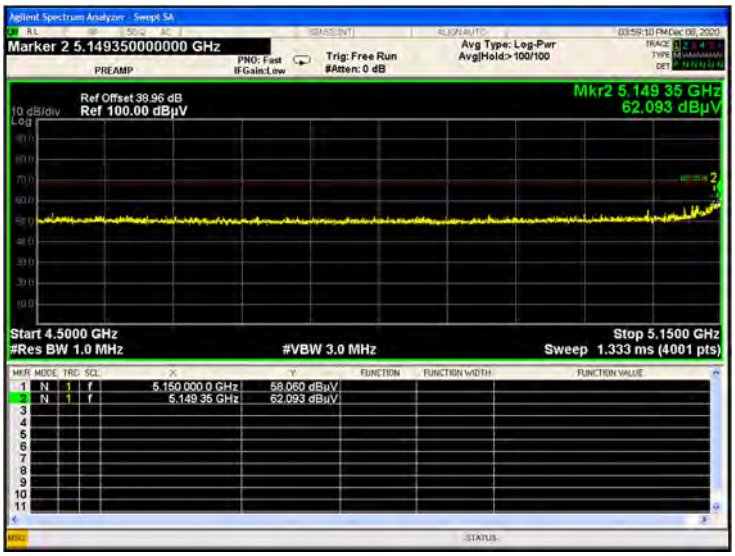

U-NII-1 11ac80 CH42 Peak

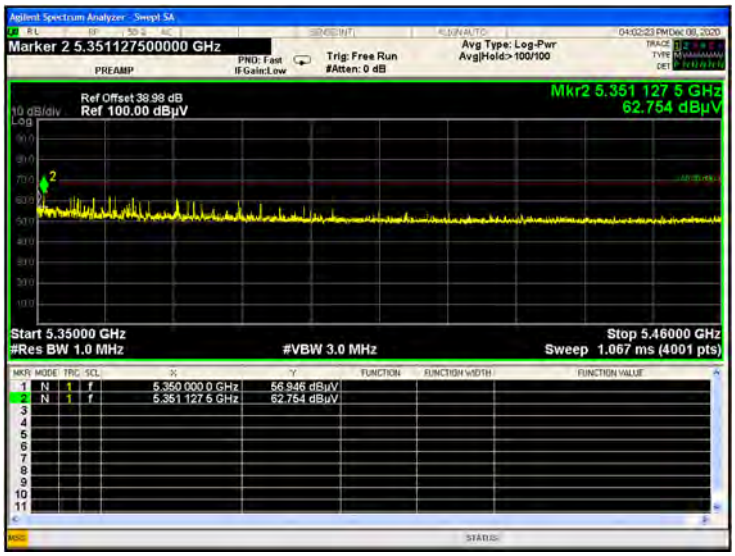

U-NII-1 11ac80 CH42 AV

U-NII-1 11ac80 CH42 AV

U-NII-1 11ac80 CH42 AV

U-NII-1 11ac80 CH42 AV

U-NII-2A 11a CH52 Peak

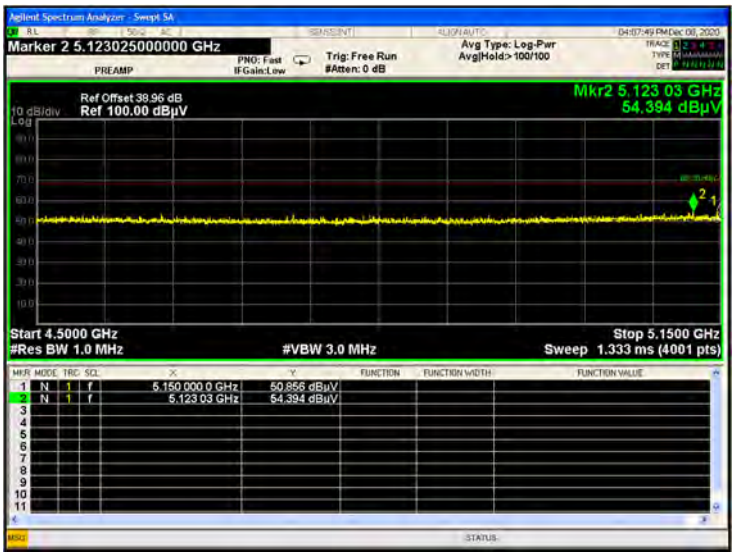

U-NII-2A 11a CH64 Peak

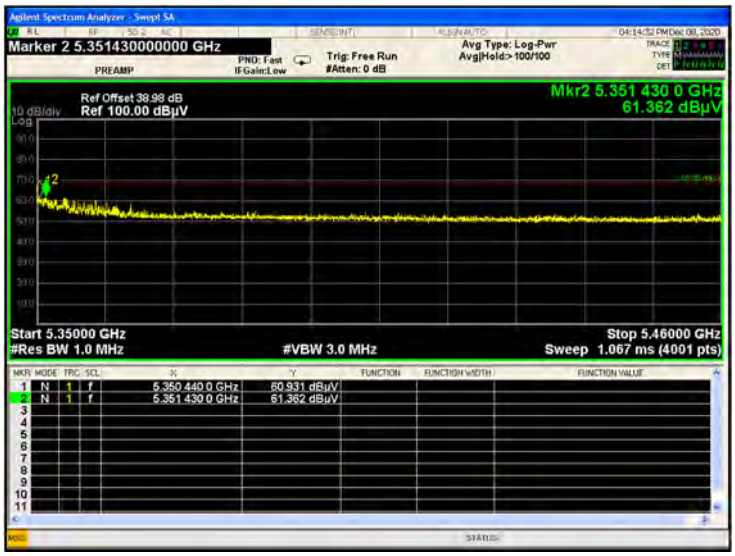

U-NII-2A 11a CH52 AV

U-NII-2A 11a CH64 AV

U-NII-2A 11a CH64 AV

U-NII-2A 11n20 CH52 Peak

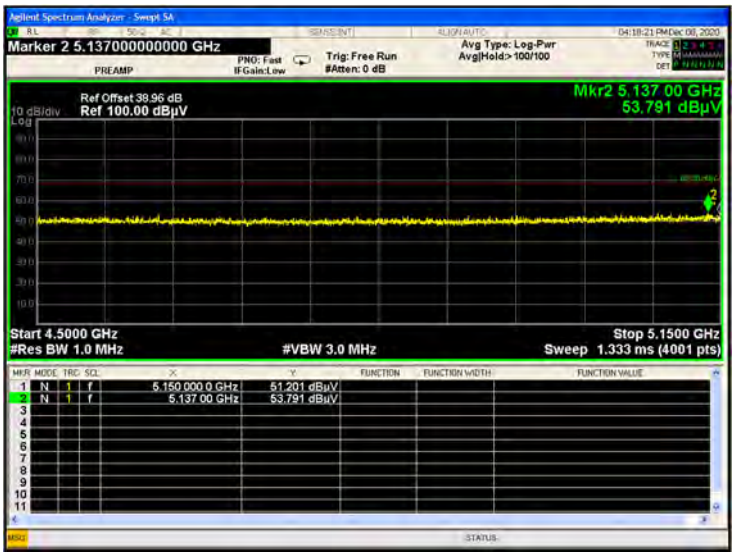

U-NII-2A 11n20 CH64 Peak

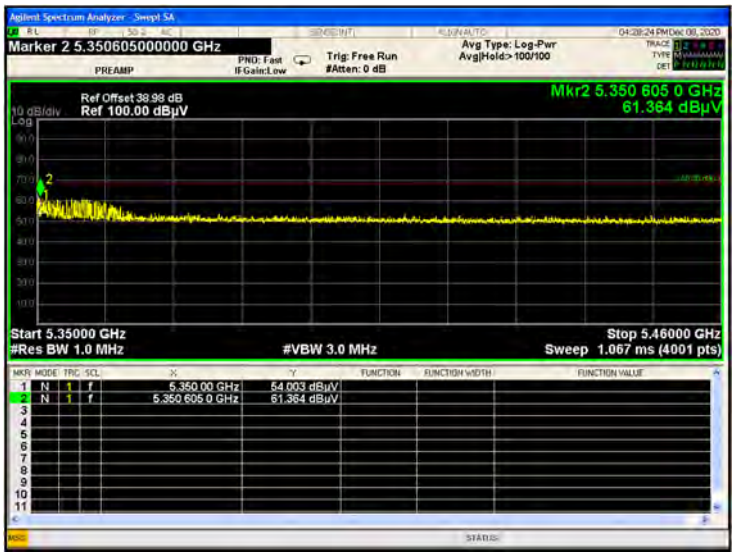

U-NII-2A 11n20 CH64 AV

U-NII-2A 11n20 CH64 AV

U-NII-2A 11n40 CH54 Peak

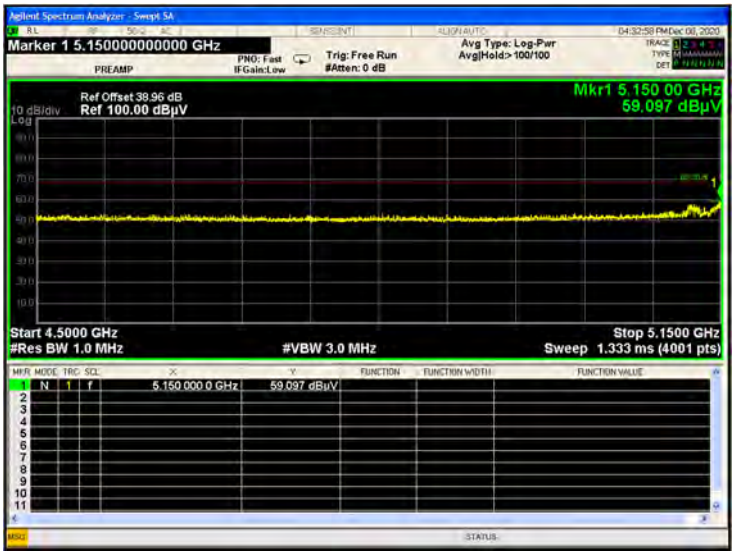

U-NII-2A 11n40 CH62 Peak

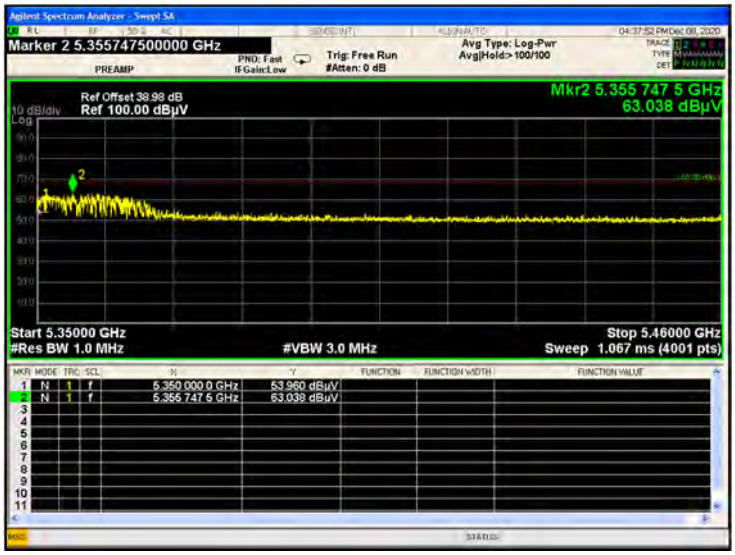

U-NII-2A 11n40 CH54 AV

U-NII-2A 11n40 CH62 AV

U-NII-2A 11n40 CH62 AV

U-NII-2A 11ac20 CH52 Peak

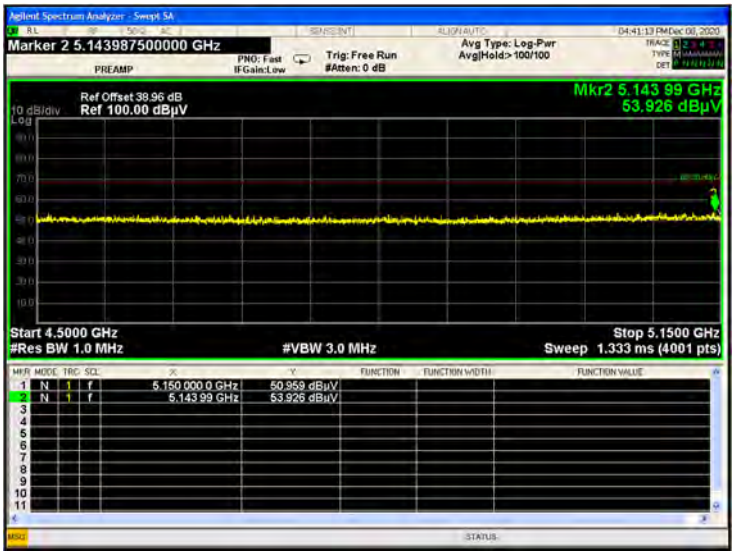

U-NII-2A 11ac20 CH64 Peak

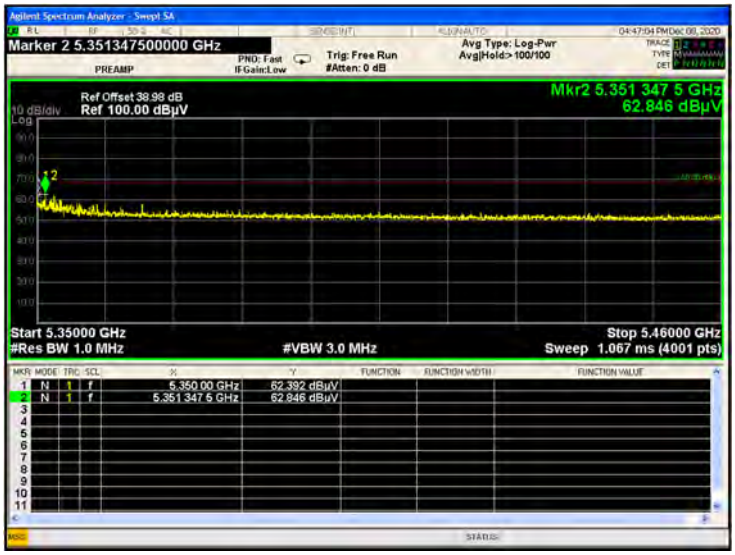

U-NII-2A 11ac20 CH64 AV

U-NII-2A 11ac20 CH64 AV

U-NII-2A 11ac40 CH54 Peak

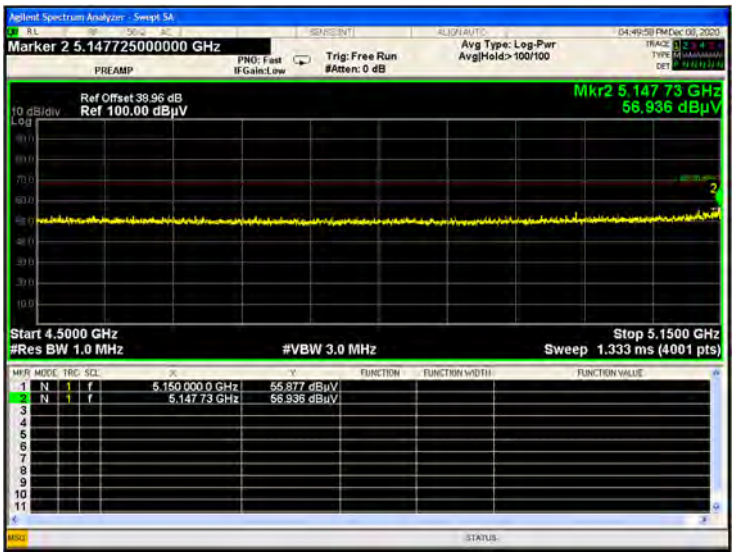

U-NII-2A 11ac40 CH62 Peak

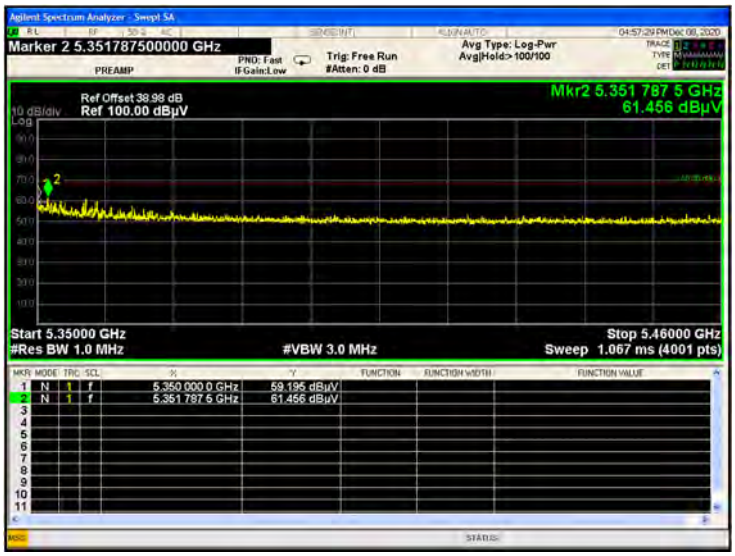

U-NII-2A 11ac40 CH54 AV

U-NII-2A 11ac40 CH54 AV

U-NII-2A 11ac40 CH62 AV

U-NII-2A 11ac40 CH62 AV

U-NII-2A 11ac80 CH58 Peak

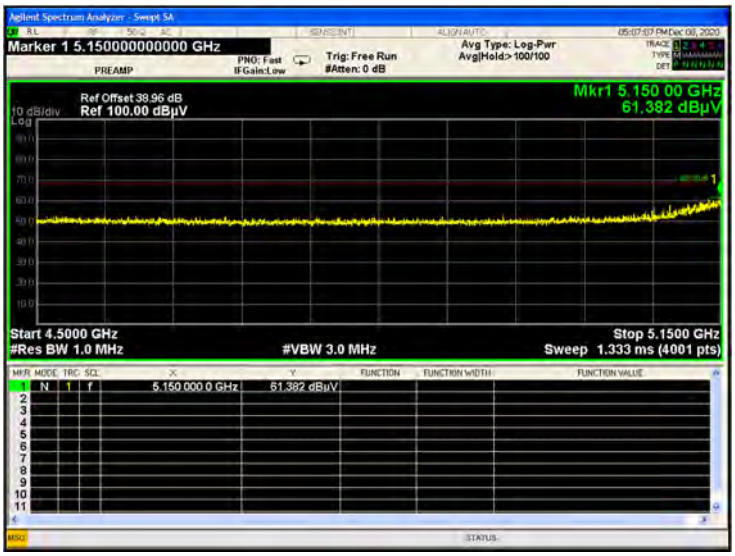

U-NII-2A 11ac80 CH58 Peak

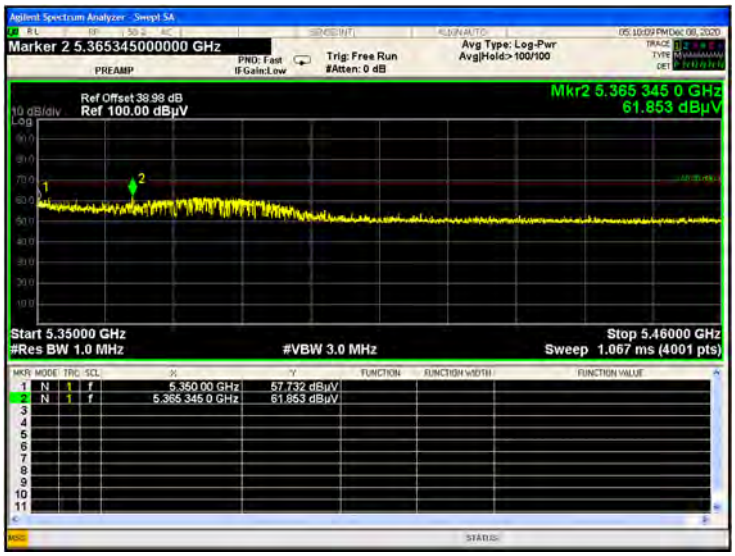

U-NII-2A 11ac80 CH58 AV

U-NII-2A 11ac80 CH58 AV

U-NII-2A 11ac80 CH58 AV

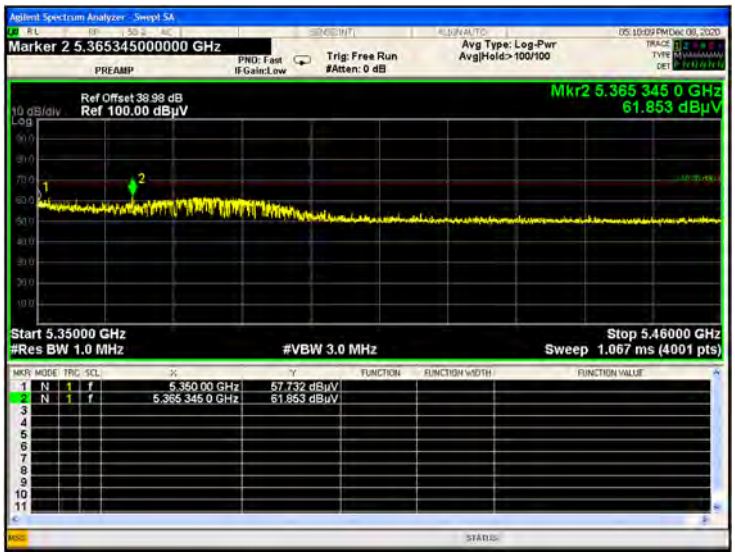

U-NII-2C 11a CH100 Peak

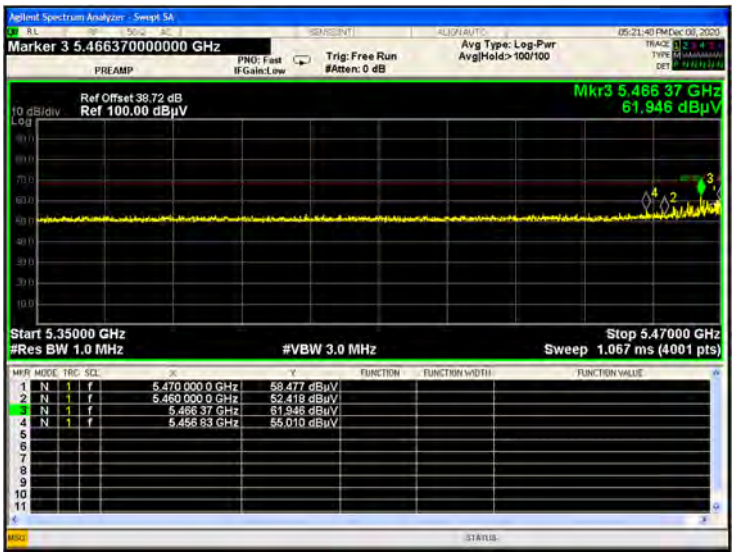

U-NII-2C 11a CH140 Peak

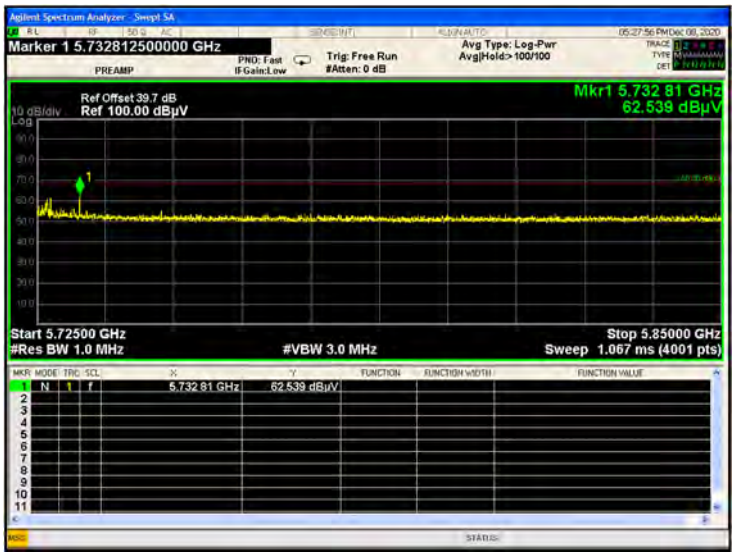

U-NII-2C 11a CH100 AV

U-NII-2C 11n20 CH100 Peak

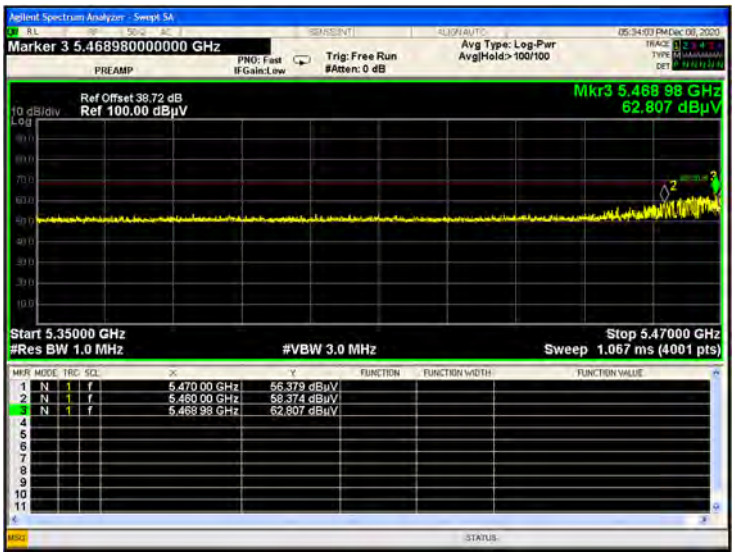

U-NII-2C 11n20 CH140 Peak

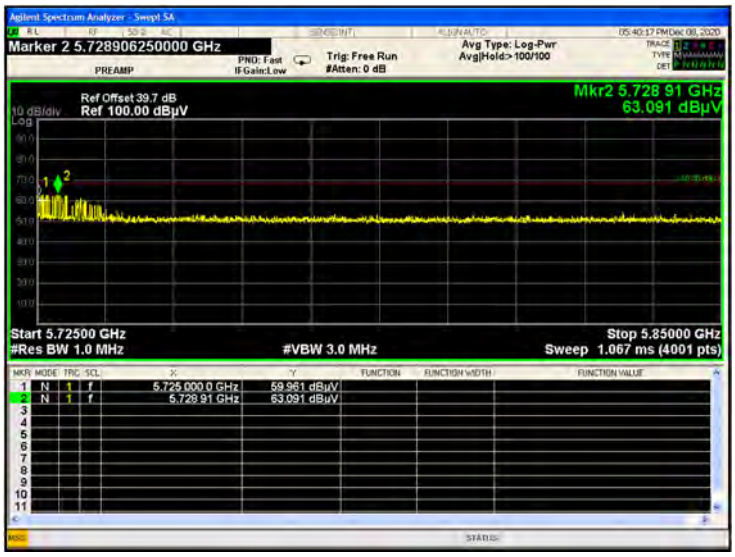

U-NII-2C 11n20 CH100 AV

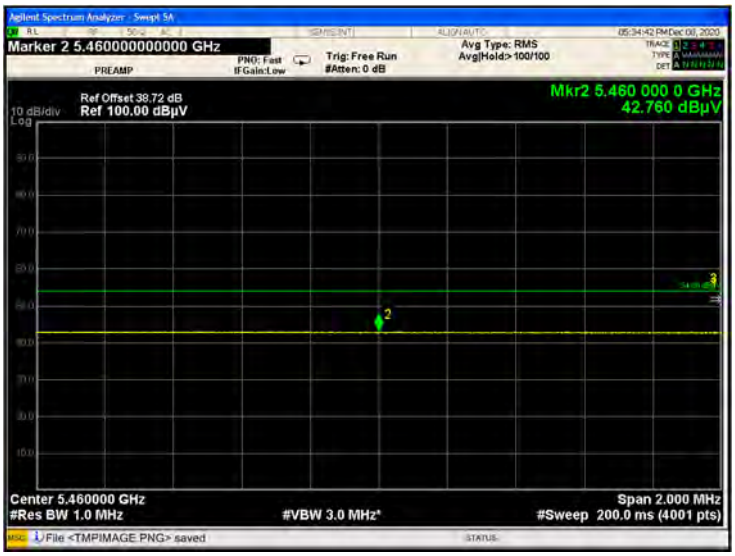

U-NII-2C 11n40 CH102 Peak

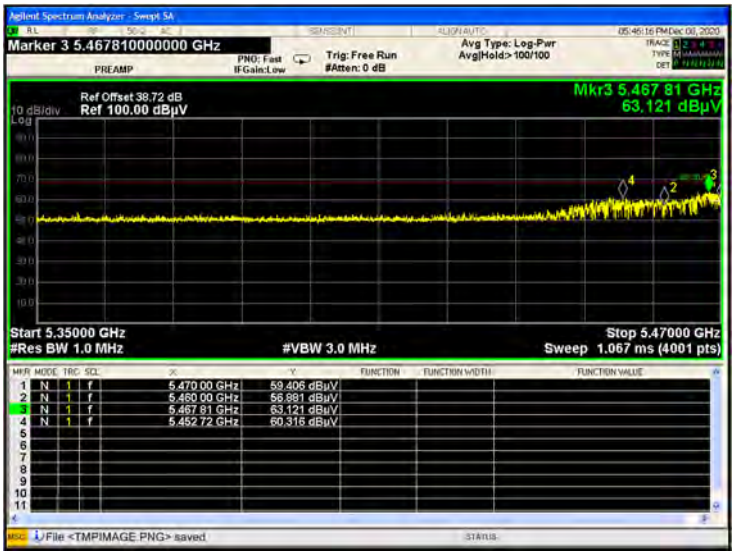

U-NII-2C 11n40 CH134 Peak

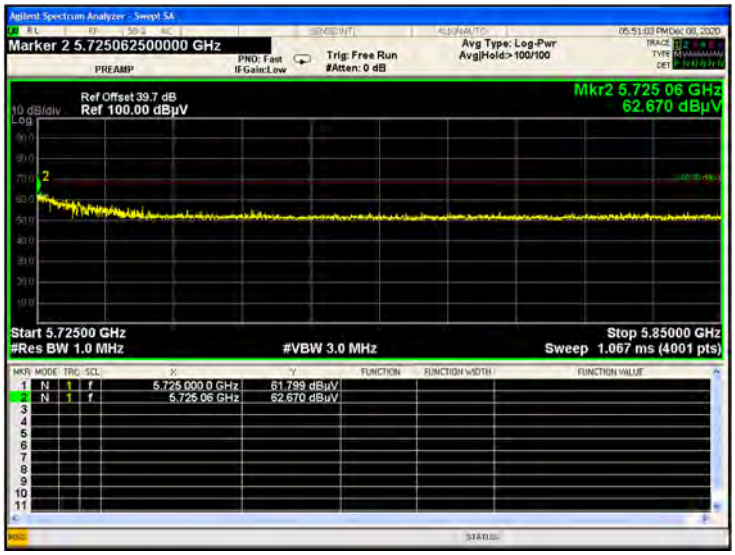

U-NII-2C 11n40 CH102 AV

U-NII-2C 11ac20 CH100 Peak

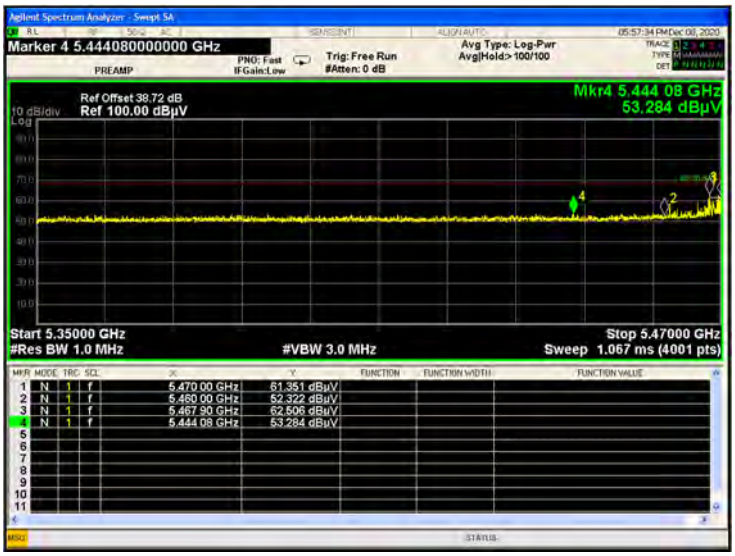

U-NII-2C 11ac20 CH140 Peak

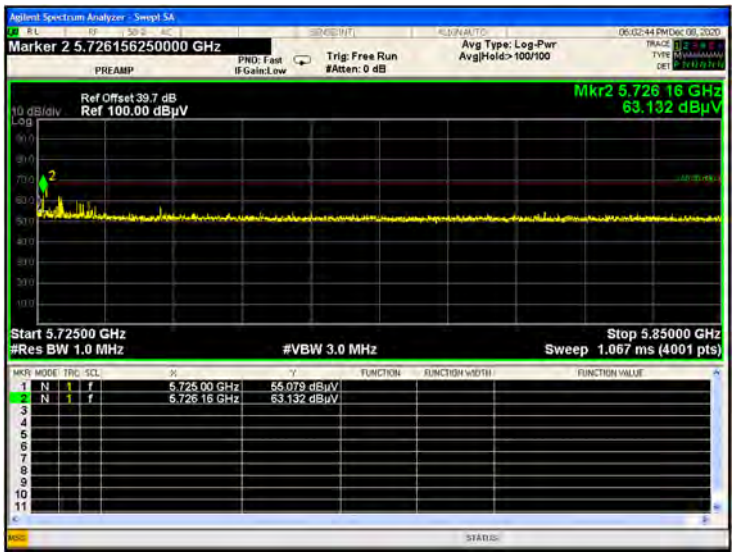

U-NII-2C 11ac40 CH102 Peak

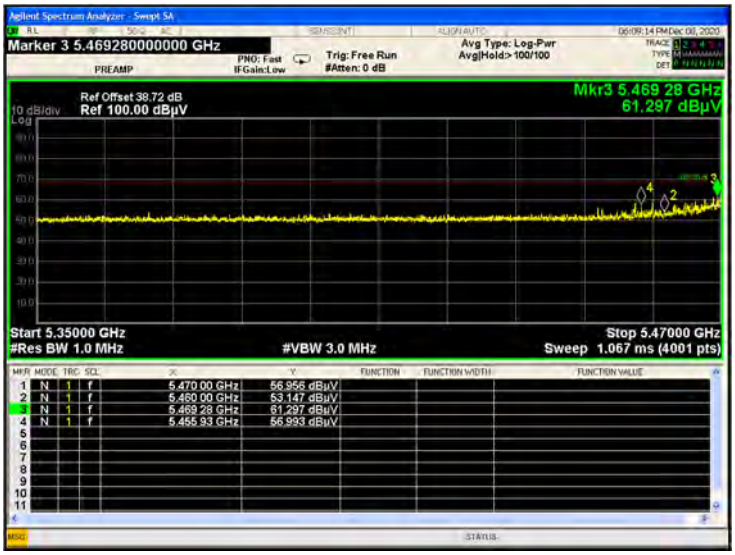

U-NII-2C 11ac40 CH134 Peak

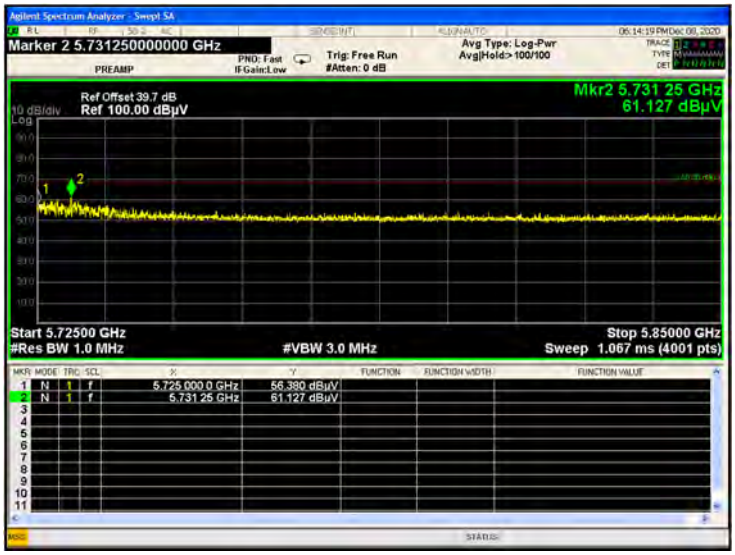

U-NII-2C 11ac40 CH102 AV

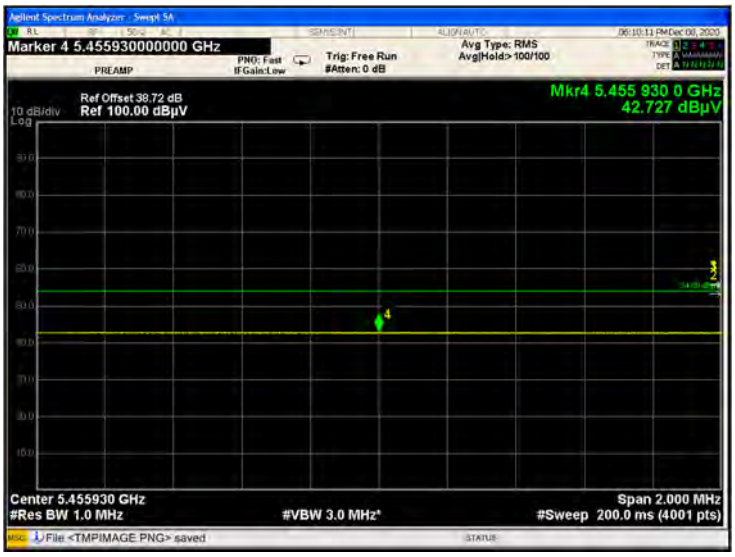

U-NII-2C 11ac80 CH106 Peak

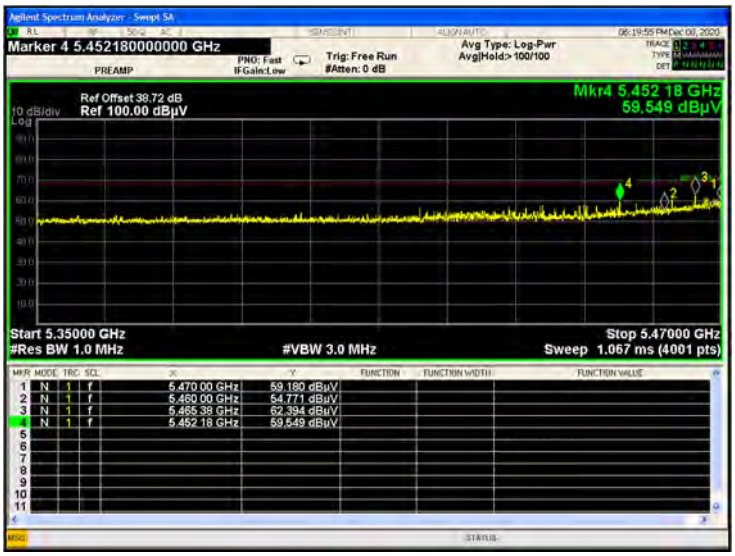

U-NII-2C 11ac80 CH122 Peak

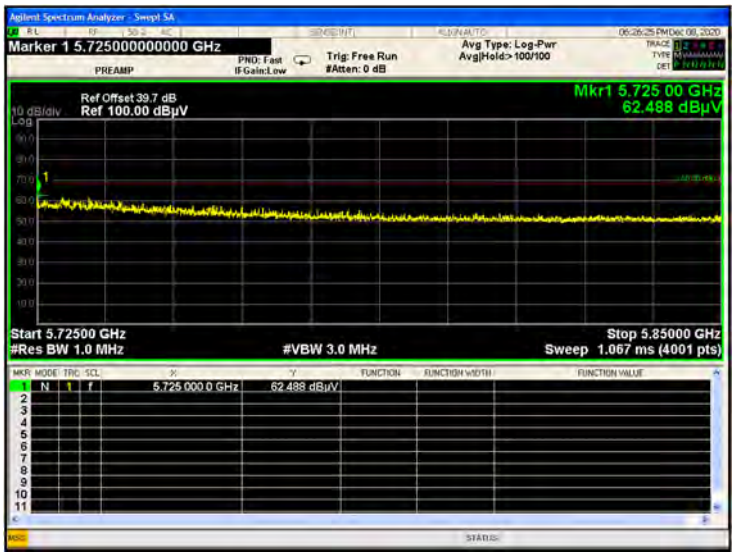

U-NII-2C 11ac80 CH106 AV

U-NII-2C 11ac80 CH106 AV

U-NII-3 11a CH149 Peak

U-NII-3 11a CH165 Peak

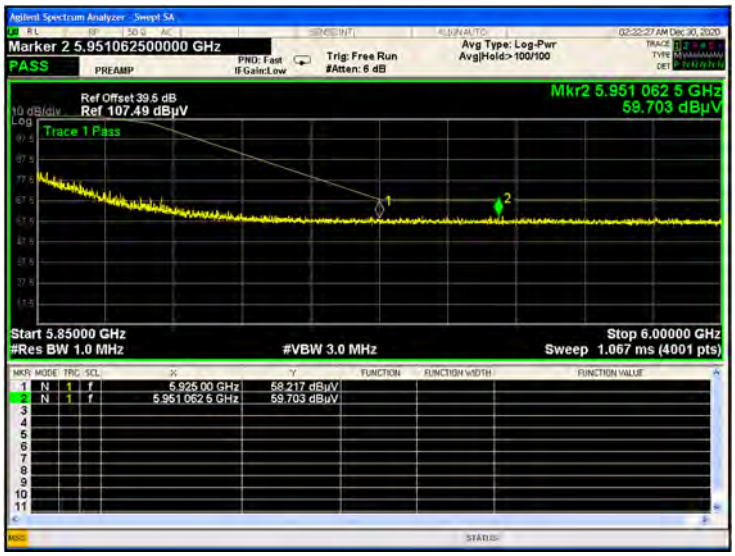

U-NII-3 11n20 CH149 Peak

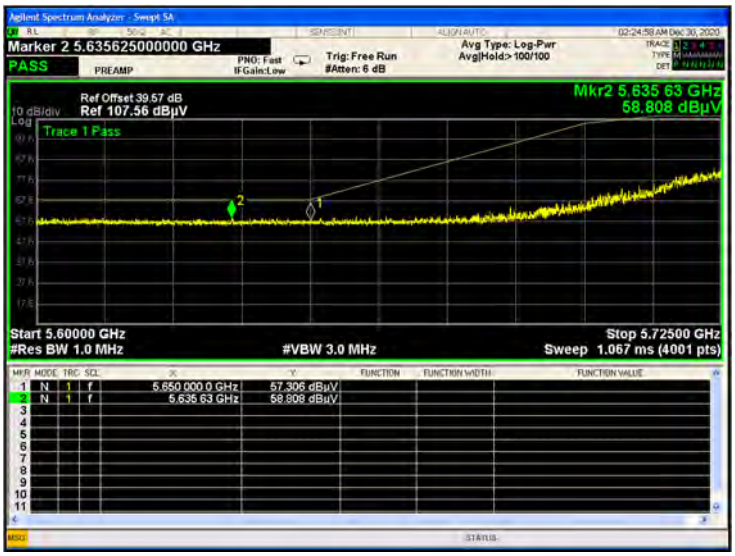

U-NII-3 11n20 CH165 Peak

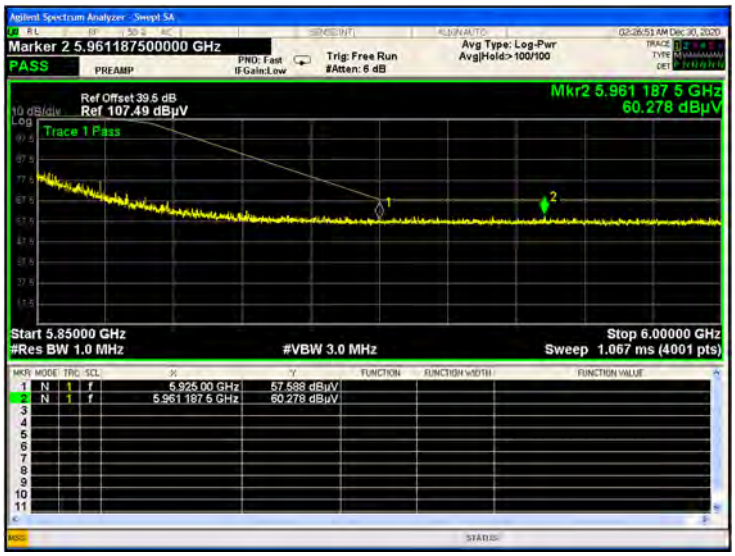

U-NII-3 11n40 CH151 Peak

U-NII-3 11n40 CH159 Peak

U-NII-3 11ac20 CH149 Peak

U-NII-3 11ac20 CH165 Peak

U-NII-3 11ac40 CH151 Peak

U-NII-3 11ac40 CH159 Peak

U-NII-3 11ac80 CH155 Peak

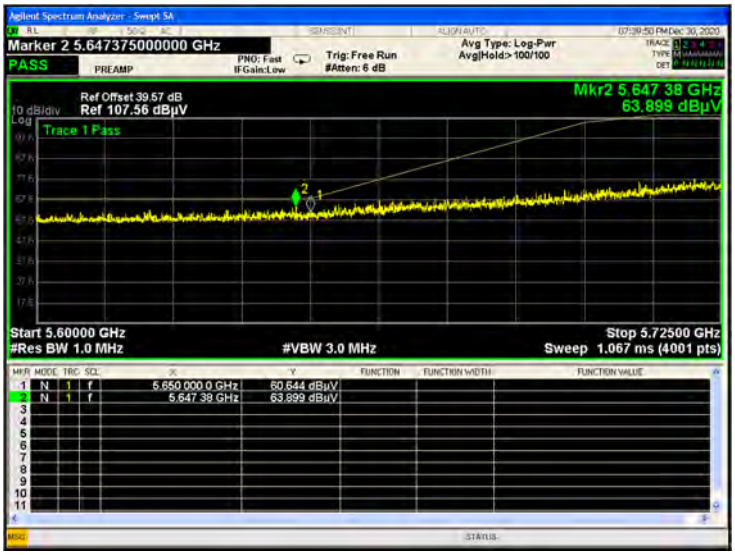

U-NII-3 11ac80 CH155 Peak

ANNEX B TEST SETUP PHOTOS

Please refer the document “BL-SZ20B0945-AR.PDF”.

ANNEX C EUT EXTERNAL PHOTOS

Please refer the document “BL-SZ20B0945-AW.PDF”.

ANNEX D EUT INTERNAL PHOTOS

Please refer the document “BL-SZ20B0945-AI.PDF”.

--END OF REPORT--