TEST REPORT

Applicant:	Guangdong OPPO Mobile Telecommunications Corp., Ltd.
Address:	NO.18 Haibin Road, Wusha Village, Chang'an Town, Dongguan City, Guangdong, China
Equipment Type:	Mobile Phone
Model Name:	CPH2339
Brand Name:	OPPO
FCC ID:	R9C-CPH2339
Test Standard:	47 CFR Part 15 Subpart E (refer section 3.1)
Test Date:	Feb. 22, 2021 - Mar. 21, 2022
Date of Issue:	Mar. 31, 2022

ISSUED BY:

Shenzhen BALUN Technology Co., Ltd.

Tested by: Yu Yingyuan **Checked by:** Ye Hongji **Approved by:** Liao Jianming (Technical Director)

Revision History

Version	Issue Date	Revisions
Rev. 01	Mar. 31, 2022	Initial Issue

TABLE OF CONTENTS

1 Administrative Data (GENERAL INFORMATION) 4

1.1 Identification of the Testing Laboratory 4

1.2 Identification of the Responsible Testing Location 4

2 PRODUCT INFORMATION 5

2.1 Applicant Information 5

2.2 Manufacturer Information 5

2.3 Factory Information 5

2.4 General Description for Equipment under Test (EUT) 5

2.5 Technical Information 6

2.6 Additional Instructions 8

2.7 Channel List 11

3 SUMMARY OF TEST RESULTS 14

3.1 Test Standards 14

3.2 Test Verdict 14

4 GENERAL TEST CONFIGURATIONS 15

4.1 Test Environments 15

4.2 Test Equipment List 15

4.3 Test Software List 16

4.4 Measurement Uncertainty 16

4.5 Description of Test Setup 17

5 TEST ITEMS 20

5.1 RF Output Power 20

5.2 Emission Bandwidth and 6 dB Bandwidth 21

5.3 Power Spectral density (PSD) 22

5.4 Conducted Emission 23
5.5 Radiated Spurious Emissions and Band Edge (Restricted-band) 24
ANNEX A TEST RESULT 29
A.1 RF Output Power 29
A.2 Emission Bandwidth & 99% Bandwidth 33
A.3 6 dB Bandwidth 37
A.4 Power Spectral Density 38
A.5 Conducted Emissions 42
A.6 Radiated Spurious Emissions and Band Edge (Restricted-band) 44
ANNEX B TEST SETUP PHOTOS 155
ANNEX C EUT EXTERNAL PHOTOS 155
ANNEX D EUT INTERNAL PHOTOS 155

1 Administrative Data (GENERAL INFORMATION)

1.1 Identification of the Testing Laboratory

Company Name	Shenzhen BALUN Technology Co., Ltd.
Address	Block B, 1/F, Baisha Science and Technology Park Shahe Xi Road, Nanshan District Shenzhen, Guangdong Province, People's Republic of China
Phone Number	+86 755 6685 0100

1.2 Identification of the Responsible Testing Location

Test Location	Shenzhen BALUN Technology Co., Ltd.
Address	Block B, 1/F, Baisha Science and Technology Park Shahe Xi Road, Nanshan District Shenzhen, Guangdong Province, People's Republic of China
Accreditation Certificate	The laboratory is a testing organization accredited by FCC as a accredited testing laboratory. The designation number is CN1196.
Description	All measurement facilities used to collect the measurement data are located at Block B, 1/F, Baisha Science and Technology Park Shahe Xi Road, Nanshan District Shenzhen, Guangdong Province, People's Republic of China

2 PRODUCT INFORMATION

2.1 Applicant Information

Applicant	Guangdong OPPO Mobile Telecommunications Corp., Ltd.
Address	NO.18 Haibin Road, Wusha Village, Chang'an Town, Dongguan City, Guangdong, China

2.2 Manufacturer Information

Manufacturer	Guangdong OPPO Mobile Telecommunications Corp., Ltd.
Address	NO.18 Haibin Road, Wusha Village, Chang'an Town, Dongguan City, Guangdong, China

2.3 Factory Information

Factory	Guangdong OPPO Mobile Telecommunications Corp., Ltd.
Address	NO.18 Haibin Road, Wusha Village, Chang'an Town, Dongguan City, Guangdong, China

2.4 General Description for Equipment under Test (EUT)

EUT Name	Mobile Phone
Model Name Under Test	CPH2339
Series Model Name	N/A
Description of Model name differentiation	N/A
Hardware Version	11
Software Version	ColorOS V12.1
Dimensions (Approx.)	N/A
Weight (Approx.)	about 190g(with battery)

2.5 Technical Information

Network and Wireless connectivity	2G Network GSM/GPRS/EDGE 850/1900 MHz 3G Network WCDMA/HSDPA/HSUPA Band 2/4/5 4G Network LTE FDD Band 2/4/5/7/12/17/26/66 LTE TDD Band 38/41 LTE CA Uplink (UL): CA_7C, CA_38C, CA_41C 5G Network SA: NR n5/n7/n38/n41 NSA(EN-DC): DC_5A_n7A, DC_7A_n5A, DC_66A_n7A Bluetooth (BR+EDR+BLE) 2.4G WIFI 802.11b, 802.11g, 802.11n(HT20/40), VHT20/40 5G WIFI 802.11a, 802.11n(HT20/40), 802.11ac(VHT20/40/80) U-NII-1/2A/2C/3, GPS, GLONASS, BDS, Galileo, SBAS, NFC, FM Receiver

The requirement for the following technical information of the EUT was tested in this report:

Frequency Range	U-NII-1: 5150 MHz to 5250 MHz, U-NII-2A: 5250 MHz to 5350 MHz, U-NII-2C: 5470 MHz to 5725 MHz, U-NII-3: 5725 MHz to 5850 MHz
Product Type	☐ Mobile ☒ Portable ☐ Fix Location
Modulation technology	OFDM
Modulation Type	256QAM, 64QAM, 16QAM, BPSK, QPSK
Product Type	Portable for FCC standard
Transfer Rate (Mbps) (Single RF path)	802.11a: 54/ 48/ 36/ 24/ 18/ 12/ 9/ 6 Mbps 802.11n: up to 150 Mbps 802.11ac: up to VHT-MCS9
Channel Bandwidth	802.11a: 20 MHz 802.11n: 20 MHz, 40 MHz 802.11ac: 20 MHz, 40 MHz, 80 MHz
Maximum Output Power	U-NII-1: 18.31 dBm U-NII-2A: 18.38 dBm U-NII-2C: 18.00 dBm U-NII-3: 18.07 dBm
Antenna System (eg., MIMO, Smart Antenna)	N/A
Categorization as Correlated or Completely Uncorrelated	N/A
Antenna Type	PIFA Antenna
Antenna Gain	U-NII-1: 5150 MHz to 5250 MHz: 4.10 dBi U-NII-2A: 5250 MHz to 5350 MHz: 4.10 dBi

	U-NII-2C: 5470 MHz to 5725 MHz: 4.10 dBi U-NII-3: 5725 MHz to 5850 MHz: 4.10 dBi (In test items related to antenna gain, the final results reflect this figure. This value is provided by the applicant.)
About the Product	The equipment is Mobile Phone, intended for used with information technology equipment.

2.6 Additional Instructions

EUT Software Settings:

Mode	☒ Special software is used. The software provided by client to enable the EUT under transmission condition continuously at specific channel frequencies individually.

During testing, Channel and Power Controlling Software provided by the customer was used to control the operating channel as well as the output power level. The RF output power selection is for the setting of RF output power expected by the customer and is going to be fixed on the firmware of the final end product.

Test Software Version	*#*#3646633#*#*		
U-NII-1 (5150 - 5250 MHz) Power level setup in software			
Mode	Channel	Frequency (MHz)	Soft Set
11a	CH36	5180	16.0
11a	CH44	5220	18.0
11a	CH48	5240	18.0
11n (HT20)	CH36	5180	16.0
11n (HT20)	CH44	5220	18.0
11n (HT20)	CH48	5240	18.0
11n (HT40)	CH38	5190	11.0
11n (HT40)	CH46	5230	17.0
11ac (VHT20)	CH36	5180	16.0
11ac (VHT20)	CH44	5220	17.0
11ac (VHT20)	CH48	5240	17.0
11ac (VHT40)	CH38	5190	12.0
11ac (VHT40)	CH46	5230	17.0
11ac (VHT80)	CH42	5210	10.0

U-NII-2A (5250 - 5350 MHz) Power level setup in software			
Mode	Channel	Frequency (MHz)	Soft Set
11a	CH52	5260	18.0
11a	CH60	5300	18.0
11a	CH64	5320	14.0
11n (HT20)	CH52	5260	17.0
11n (HT20)	CH60	5300	17.0
11n (HT20)	CH64	5320	14.0
11n (HT40)	CH54	5270	17.0
11n (HT40)	CH62	5310	11.0
11ac (VHT20)	CH52	5260	17.0
11ac (VHT20)	CH60	5300	17.0
11ac (VHT20)	CH64	5320	14.0
11ac (VHT40)	CH54	5270	17.0
11ac (VHT40)	CH62	5310	12.0
11ac (VHT80)	CH58	5290	10.0

U-NII-2C (5470 - 5725 MHz) Power level setup in software			
Mode	Channel	Frequency (MHz)	Soft Set
11a	CH100	5500	14.0
11a	CH116	5580	18.0
11a	CH140	5700	15.0
11n (HT20)	CH100	5500	14.0
11n (HT20)	CH116	5580	17.0
11n (HT20)	CH140	5700	14.0
11n (HT40)	CH102	5510	10.0
11n (HT40)	CH118	5590	17.0
11n (HT40)	CH134	5670	15.0
11ac (VHT20)	CH100	5500	15.0
11ac (VHT20)	CH116	5580	17.0
11ac (VHT20)	CH140	5700	15.0
11ac (VHT40)	CH102	5510	12.0
11ac (VHT40)	CH118	5590	17.0
11ac (VHT40)	CH134	5670	16.0
11ac (VHT80)	CH106	5530	11.0
11ac (VHT80)	CH122	5610	17.0

U-NII-3 (5725 - 5850 MHz) Power level setup in software			
Mode	Channel	Frequency (MHz)	Soft Set
11a	CH149	5745	18.0
11a	CH157	5785	18.0
11a	CH165	5825	18.0
11n (HT20)	CH149	5745	17.0
11n (HT20)	CH157	5785	17.0
11n (HT20)	CH165	5825	17.0
11n (HT40)	CH151	5755	17.0
11n (HT40)	CH159	5795	17.0
11ac (VHT20)	CH149	5745	17.0
11ac (VHT20)	CH157	5785	17.0
11ac (VHT20)	CH165	5825	17.0
11ac (VHT40)	CH151	5755	17.0
11ac (VHT40)	CH159	5795	17.0
11ac (VHT80)	CH155	5775	17.0

Run Software:

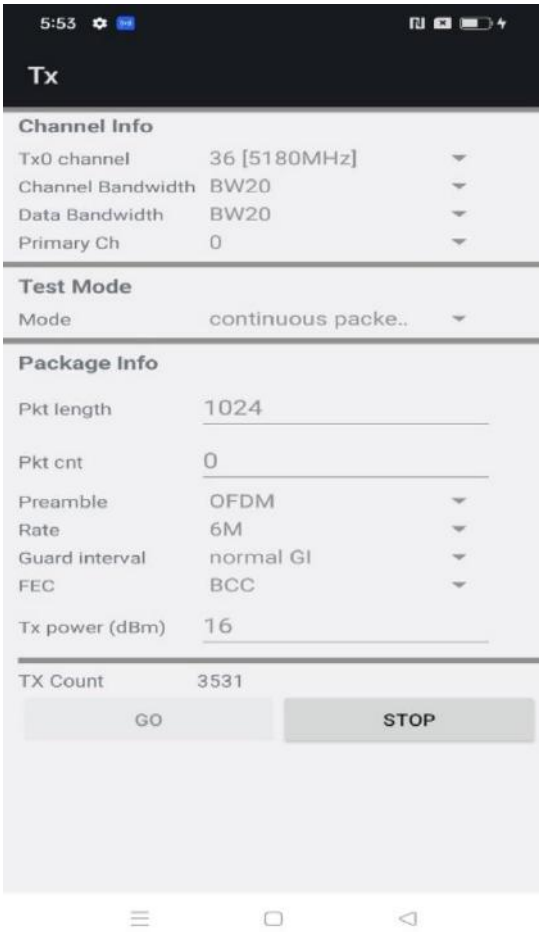

2.7 Channel List

20 MHz		40 MHz		80 MHz	
Channel Number	Frequency (MHz)	Channel Number	Frequency (MHz)	Channel Number	Frequency (MHz)
36	**5180**	**38**	**5190**	**42**	**5210**
40	5200	**46**	**5230**	**58**	**5290**
44	**5220**	**54**	**5270**	**106**	**5530**
48	**5240**	**62**	**5310**	**122**	**5610**
52	**5260**	**102**	**5510**	**155**	**5775**
56	5280	110	5550		
60	**5300**	**118**	**5590**		
64	**5320**	126	5630		
100	**5500**	**134**	**5670**		
104	5520	**151**	**5755**		
108	5540	**159**	**5795**		
112	5560				
116	**5580**				
120	5600				
124	5620				
128	5640				
132	5660				
136	5680				
140	**5700**				
149	**5745**				
153	5765				
157	**5785**				
161	5805				
165	**5825**				

The Lowest frequency, the middle frequency and the highest frequency of channel were selected to perform the test, and the selected channel see below:

For 802.11a/n(HT20)/ac(VHT20)

U-NII-1 (5150 - 5250 MHz)			U-NII-2A (5250 - 5350 MHz)		
Channel Number	Channel	Frequency (MHz)	Channel Number	Channel	Frequency (MHz)
36	Low	5180	52	Low	5260
44	Mid	5220	60	Mid	5300
48	High	5240	64	High	5320

U-NII-2C (5470 - 5725 MHz)			U-NII-3 (5725 - 5850 MHz)		
Channel Number	Channel	Frequency (MHz)	Channel Number	Channel	Frequency (MHz)
100	Low	5500	149	Low	5745
116	Mid	5580	157	Mid	5785
140	High	5700	165	High	5825

For 802.11n(HT40)/ac(VHT40)

U-NII-1 (5150 - 5250 MHz)			U-NII-2A (5250 - 5350 MHz)		
Channel Number	Channel	Frequency (MHz)	Channel Number	Channel	Frequency (MHz)
38	Low	5190	54	Low	5270
46	High	5230	62	High	5310

U-NII-2C (5150 - 5250 MHz)			U-NII-3 (5725 - 5850 MHz)		
Channel Number	Channel	Frequency (MHz)	Channel Number	Channel	Frequency (MHz)
102	Low	5510	151	Low	5755
118	Mid	5590	159	High	5795
134	High	5670			

For 802.11ac(VHT80)

U-NII-1 (5150 - 5250 MHz)			U-NII-2A (5250 - 5350 MHz)		
Channel Number	Channel	Frequency (MHz)	Channel Number	Channel	Frequency (MHz)
42	Mid	5210	58	Mid	5290

U-NII-2C (5470 - 5725 MHz)			U-NII-3 (5725 - 5850 MHz)		
Channel Number	Channel	Frequency (MHz)	Channel Number	Channel	Frequency (MHz)
106	Low	5530	155	Mid	5775
122	High	5610			

Note: Preliminary tests were performed in different data rate in above table to find the worst radiated emission. The data rate shown in the table below is the worst-case rate with respect to the specific test item. Investigation has been done on all the possible configurations for searching the worst cases. The

following table is a list of the test modes shown in this test report.

Test Items	Mode	Data Rate	Modulation Type	U-NII-1	U-NII-2A	U-NII-2C	U-NII-3
				Channel	Channel	Channel	Channel
RF Output Power	11a	6	BPSK	48/44/36	64/60/52	140/116/100	165/157/149
	11n(20 MHz)	6.5		48/44/36	64/60/52	140/116/100	165/157/149
	11n(40 MHz)	13.5		46/38	62/54	134/118/102	159/151
	11ac(20 MHz)	6.5		48/44/36	64/60/52	140/116/100	165/157/149
	11ac(40 MHz)	13.5		46/38	62/54	134/118/102	159/151
	11ac(80 MHz)	29.3		42	58	122/106	155
Emission Bandwidth & 99% Occupied Bandwidth	11a	6	BPSK	48/44/36	64/60/52	140/116/100	165/157/149
	11n(20 MHz)	6.5		48/44/36	64/60/52	140/116/100	165/157/149
	11n(40 MHz)	13.5		46/38	62/54	134/118/102	159/151
	11ac(20 MHz)	6.5		48/44/36	64/60/52	140/116/100	165/157/149
	11ac(40 MHz)	13.5		46/38	62/54	134/118/102	159/151
	11ac(80 MHz)	29.3		42	58	122/106	155
6 dB bandwidth	11a	6	BPSK	N/A	N/A	N/A	165/157/149
	11n(20 MHz)	6.5		N/A	N/A	N/A	165/157/149
	11n(40 MHz)	13.5		N/A	N/A	N/A	159/151
	11ac(20 MHz)	6.5		N/A	N/A	N/A	165/157/149
	11ac(40 MHz)	13.5		N/A	N/A	N/A	159/151
	11ac(80 MHz)	29.3		N/A	N/A	N/A	155
Power Spectral Density	11a	6	BPSK	48/44/36	64/60/52	140/116/100	165/157/149
	11n(20 MHz)	6.5		48/44/36	64/60/52	140/116/100	165/157/149
	11n(40 MHz)	13.5		46/38	62/54	134/118/102	159/151
	11ac(20 MHz)	6.5		48/44/36	64/60/52	140/116/100	165/157/149
	11ac(40 MHz)	13.5		46/38	62/54	134/118/102	159/151
	11ac(80 MHz)	29.3		42	58	122/106	155
Radiated Spurious Emissions	11a	6	BPSK	48/44/36	64/60/52	140/116/100	165/157/149
	11n(20 MHz)	6.5		48/44/36	64/60/52	140/116/100	165/157/149
	11n(40 MHz)	13.5		46/38	62/54	134/118/102	159/151
	11ac(20 MHz)	6.5		48/44/36	64/60/52	140/116/100	165/157/149
	11ac(40 MHz)	13.5		46/38	62/54	134/118/102	159/151
	11ac(80 MHz)	29.3		42	58	122/106	155
Band Edge (Restricted-band)	11a	6	BPSK	48/36	64/52	140/100	165/149
	11n(20 MHz)	6.5		48/36	64/52	140/100	165/149
	11n(40 MHz)	13.5		46/38	62/54	134/102	159/151
	11ac(20 MHz)	6.5		48/36	64/52	140/100	165/149
	11ac(40 MHz)	13.5		46/38	62/54	134/102	159/151
	11ac(80 MHz)	29.3		42	58	122/106	155

3 SUMMARY OF TEST RESULTS

3.1 Test Standards

No.	Identity	Document Title
1	47 CFR Part 15 Subpart E	Unlicensed National Information Infrastructure Devices
2	KDB Publication 789033 D02v02r01	Guidelines for Compliance Testing of Unlicensed National Information Infrastructure (U-NII) Devices Part 15, Subpart E
3	KDB Publication 662911 D01v02r01	Emissions Testing of Transmitters with Multiple Outputs in the Same Band (e.g., MIMO, Smart Antenna, etc) 单天线删除
4	ANSI C63.10-2013	American National Standard for Testing Unlicensed Wireless Devices

3.2 Test Verdict

No.	Description	FCC Part No.	Test Result	Verdict
1	Antenna Requirement	15.203	--	Pass[Note1]
2	RF Output Power	15.407(a)	ANNEX A.1	Pass
3	Emission Bandwidth & 99% Occupied Bandwidth	15.407(a)	ANNEX A.2	Pass
4	6 dB bandwidth	15.407(e)	ANNEX A.3	Pass
5	Power Spectral Density	15.407(a)	ANNEX A.4	Pass
6	Conducted Emission	15.207	ANNEX A.5	Pass
7	Radiated Spurious Emissions and Band Edge (Restricted-band)	15.407(b)	ANNEX A.6	Pass
8	Receiver Spurious Emissions	--	--	N/A[Note2]

Note [1]: The EUT has a permanently and irreplaceable attached antenna, which complies with the requirement FCC 15.203.
Note [2]: Only radio communication receivers operating in stand-alone mode within the U-NII-30-960 MHz, as well as scanner receivers, are subject to Industry Canada requirements, so this test is not applicable.
Note [3]: Under all normal operating conditions specified in the user manual, frequency stability can keep radiation within the operating frequency band.

4 GENERAL TEST CONFIGURATIONS

4.1 Test Environments

During the measurement, the normal environmental conditions were within the listed ranges:

Relative Humidity	45% to 55%	
Atmospheric Pressure	100 kPa to 102 kPa	
Temperature	NT (Normal Temperature)	+22℃ to +25℃
	LT (Low Temperature)	-30℃
	HT (High Temperature)	+50℃
Working Voltage of the EUT	NV (Normal Voltage)	3.87 V
	LV (Low Voltage)	3.60 V
	HV (High Voltage)	4.45 V

4.2 Test Equipment List

Description	Manufacturer	Model	Serial No.	Cal. Date	Cal. Due
Spectrum Analyzer	ROHDE&SCHWARZ	FSV-40	101544	2021.04.01	2022.03.31
Spectrum Analyzer	KEYSIGHT	N9020A	MY50330200	2021.06.01	2022.05.31
Signaling Unit	ROHDE&SCHWARZ	CMW500	142028	2021.06.01	2022.05.31
Spectrum Analyzer	ROHDE&SCHWARZ	FSV-30	103118	2021.08.09	2022.08.08
Vector Signal Generator	ROHDE&SCHWARZ	SMBV100A	260592	2022.02.09	2023.02.08
Signal Generator	ROHDE&SCHWARZ	SMB100A	177746	2021.08.24	2022.08.23
Switch Unit with OSP-B157	ROHDE&SCHWARZ	OSP120	101270	2021.06.01	2022.05.31
Power Sensor	KEYSIGHT	U2063XA	MY58000247	2021.09.13	2022.09.12
EMI Receiver	KEYSIGHT	N9038A	MY53220118	2021.10.10	2022.10.09
EMI Receiver	ROHDE&SCHWARZ	ESRP	101036	2021.06.08	2022.06.07
LISN	SCHWARZBECK	NSLK 8127	8127-687	2021.04.16	2024.04.15
Test Antenna-Loop(9 kHz-30 MHz)	SCHWARZBECK	FMZB 1519	1519-037	2021.08.20	2024.08.19
Test Antenna-Bi-Log(30 MHz-3 GHz)	SCHWARZBECK	VULB 9163	9163-624	2019.07.02	2022.07.01
Test Antenna-Horn(1-18 GHz)	SCHWARZBECK	BBHA 9120D	9120D-1917	2021.07.02	2023.07.01
Test Antenna-Horn (18-40 GHz)	A-INFO	LB-180400KF	J211060273	2022.02.19	2024.09.03
Anechoic Chamber	RAINFORD	9m*6m*6m	N/A	2021.08.15	2024.08.14
Anechoic Chamber	EMC Electronic Co., Ltd	20.10*11.60*7.35m	N/A	2022.01.04	2023.01.03
Shielded Enclosure	ChangNing	CN-130701	130703	--	--
Anechoic Chamber	RAINFORD	9m*6m*6m	N/A	2021.09.04	2024.09.09

Description	Manufacturer	Model	Serial No.	Cal. Date	Cal. Due
Anechoic Chamber	EMC Electronic Co., Ltd	20.10*11.60 *7.35m	N/A	2021.08.15	2024.08.14
Shielded Enclosure	ChangNing	CN-130701	130703	--	--

4.3 Test Software List

Description	Manufacturer	Software Version	Serial No.	Applicable test Setup
BL410R	BALUN	V2.1.1.488	N/A	The section 4.5.1
BL410E	BALUN	V19.8.28.435	N/A	The section 4.5.2&4.5.3&4.5.4&4.5.5

4.4 Measurement Uncertainty

The following measurement uncertainty levels have been estimated for tests performed on the EUT as specified in CISPR 16-4-2.

This uncertainty represents an expanded uncertainty expressed at approximately the 95% confidence level using a coverage factor of k=2.

Parameters	Uncertainty
Occupied Channel Bandwidth	2.8%
RF output power, conducted	1.28 dB
Power Spectral Density, conducted	1.30 dB
Unwanted Emissions, conducted	1.84 dB
All emissions, radiated	5.36 dB
Temperature	0.82°C
Humidity	4.1%

4.5 Description of Test Setup

4.5.1 For Antenna Port Test

Conducted value (dBm) = Measurement value (dBm) + cable loss (dB)

For example: the measurement value is 10 dBm and the cable 0.5dBm used, then the final result of EUT: Conducted value (dBm) = 10 dBm + 0.5 dB = 10.5 dBm

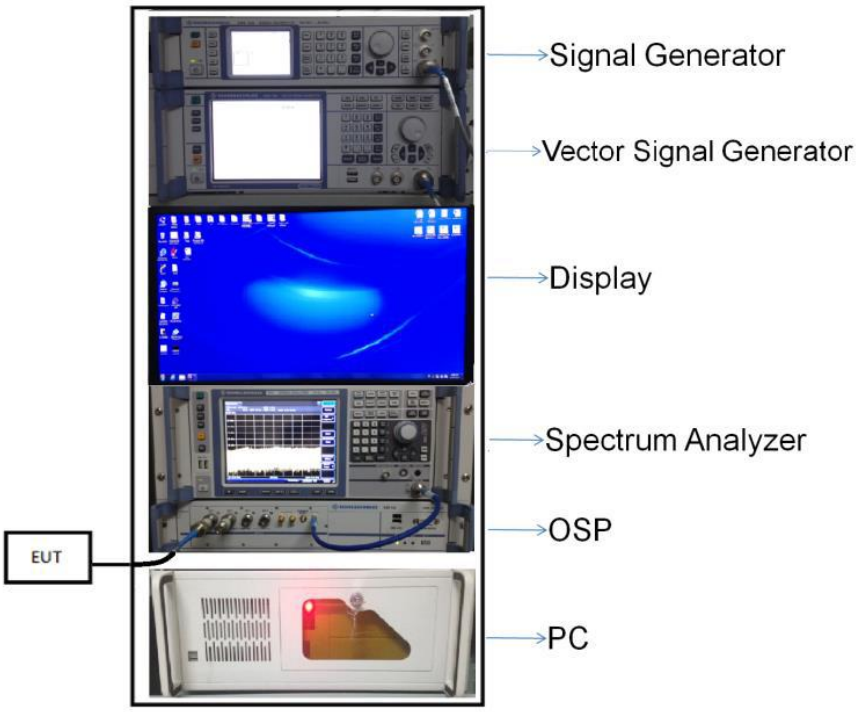

(Diagram 1)

4.5.2 For AC Power Supply Port Test

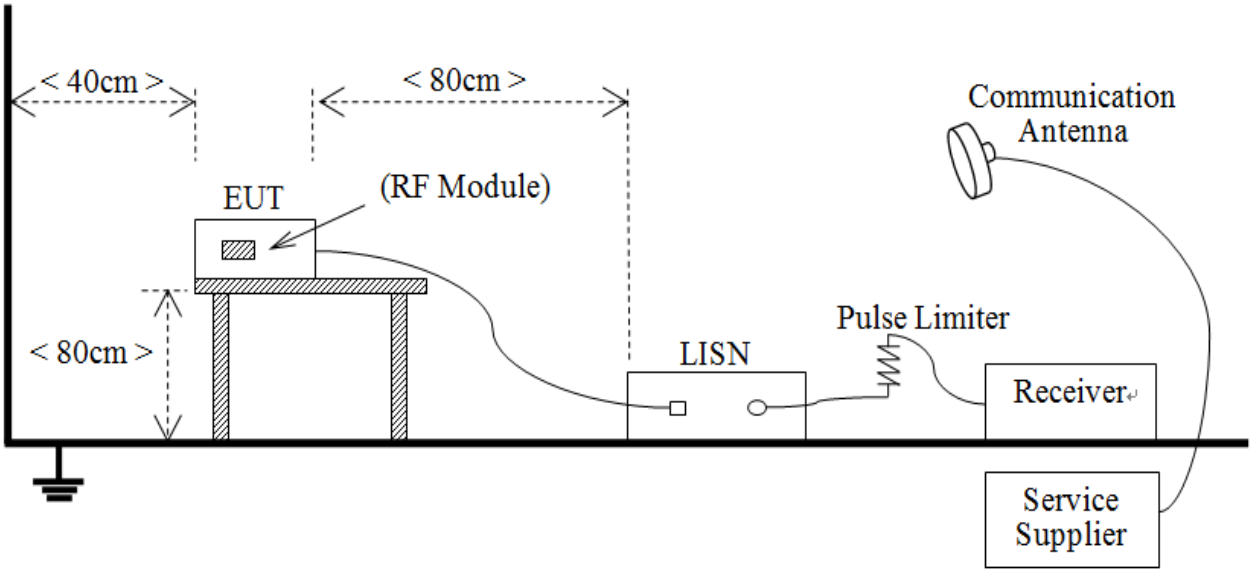

(Diagram 2)

4.5.3 For Radiated Test (Below 30 MHz)

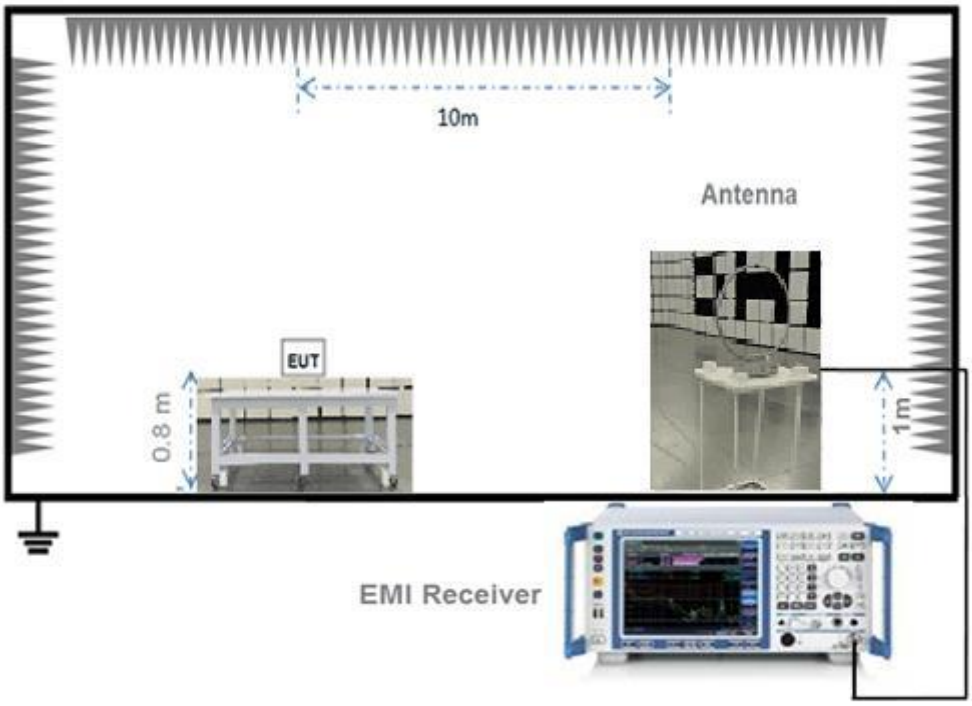

(Diagram 3)

4.5.4 For Radiated Test (30 MHz-1 GHz)



(Diagram 4)

4.5.5 For Radiated Test (Above 1 GHz)

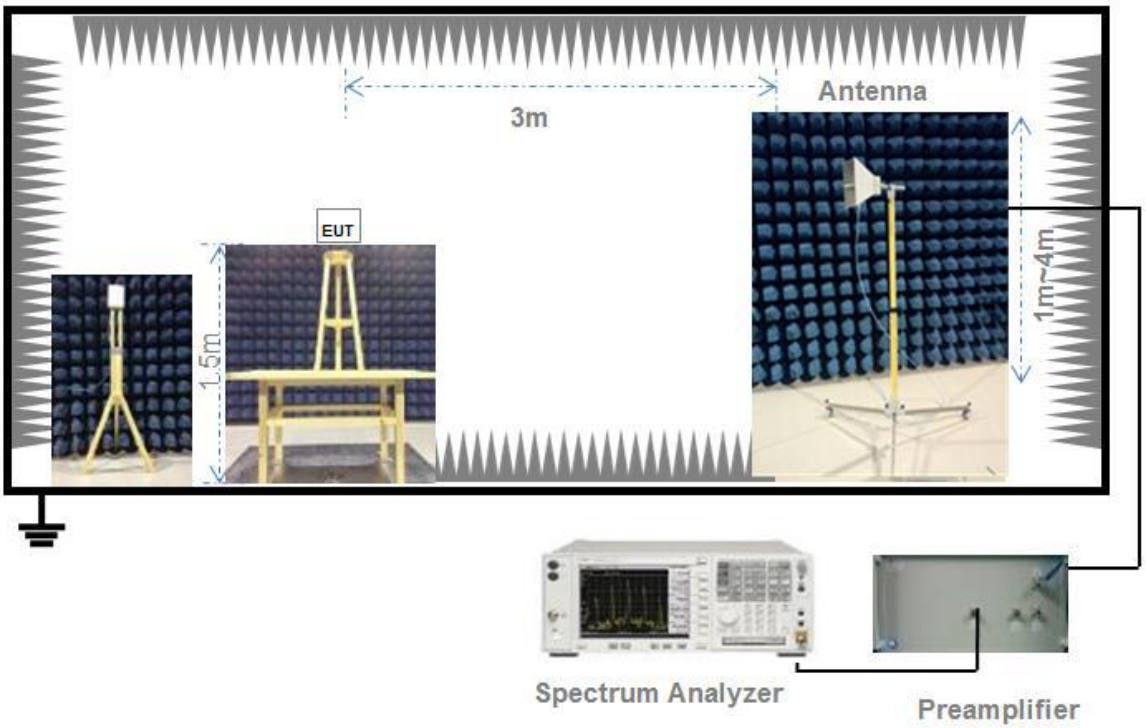

(Diagram 5)

5 TEST ITEMS

5.1 RF Output Power

5.1.1 Test Limit

FCC §15.407(a)

The maximum conducted output power should not exceed:

Frequency Band (MHz)	Limit
5150-5250	250 mW
5250-5350	250 mW or 11 dBm + 10log B, whichever is less.
5470-5725	250 mW or 11 dBm + 10log B, whichever is less.
5725-5850	1 W
Note: Where “B” is the 26 dB emissions bandwidth in MHz.	

5.1.2 Test Setup

The section 4.5.1 (Diagram 1) test setup description was used for this test. The photo of test setup please refer to ANNEX B.

5.1.3 Test Procedure

The maximum peak conducted output power may be measured using a broadband Average RF power meter. The power meter shall have a video bandwidth that is greater than or equal to the emission bandwidth and utilize a fast-responding diode detector.

The E.I.R.P used radiated test method. At a test site that has been validated using the procedures of ANSI C63.4 or the latest CISPR 16-1-4 for measurements above 1 GHz, so as to simulate a near free-space environment.

5.1.4 Test Result

Please refer to ANNEX A.1.

5.2 Emission Bandwidth and 6 dB Bandwidth

5.2.1 Limit

FCC §15.407(a)

Within the 5.725-5.85 GHz band, the minimum 6 dB bandwidth of U-NII devices shall be at least 500 kHz.

5.2.2 Test Setup

The test setup photo please refer to 4.5.1 (Diagram 1) test setup description was used for this test. The photo of test setup please refer to ANNEX B.

5.2.3 Test Procedure

Emission bandwidth

1. Set RBW = approximately 1% of the emission bandwidth.

2. Set VBW ≥ 3*RBW,

3. Detector = Peak.

4. Trace mode = Max hold.

5. Measure the maximum width of the emission that is 26 dB down from the peak of the emission.

Occupied Bandwidth

1. Set Span = 1.5 times to 5.0 times the OBW

2. Set RBW = 1% to 5% of the OBW.

3. Set VBW ≥ 3*RBW, Detector = Peak.

4. Trace mode = Max hold.

5. Use the 99% power bandwidth function of the instrument.

6 dB bandwidth

1. Set RBW = 100 kHz, VBW = 300 kHz.

2. Detector = Peak.Trace mode = Max hold.

3. Allow the trace to stabilize.

4. Measure the maximum width of the emission that is constrained by the frequencies associated with the two outermost amplitude points (upper and lower frequencies) that are attenuated by 6 dB relative to the maximum level measured in the fundamental emission.

5.2.4 Test Result

Please refer to ANNEX A.2 and ANNEX A.3.

5.3 Power Spectral density (PSD)

5.3.1 Limit

FCC §15.407(a)

The maximum power spectral density should not exceed:

Frequency Band (MHz)	Limit
5150-5250	11 dBm/MHz
5250-5350	11 dBm/MHz
5470-5725	11 dBm/MHz
5725-5850	30 dBm/500kHz

5.3.2 Test Setup

The section 4.5.1 (Diagram 1) test setup description was used for this test. The photo of test setup please refer to ANNEX B.

5.3.3 Test Procedure

Set the spectrum analyzer or EMI receiver span to view the entire emission bandwidth.
1. Set RBW = 510 kHz/1 MHz, VBW ≥ 3*RBW, Sweep time = Auto, Detector = RMS.
2. Allow the sweeps to continue until the trace stabilizes.
3. Use the peak marker function to determine the maximum amplitude level.
4. The E.I.R.P spectral density used radiated test method. At a test site that has been validated using the procedures of ANSI C63.4 or the latest CISPR 16-1-4 for measurements above 1 GHz, so as to simulate a near free-space environment.

5.3.4 Test Result

Please refer to ANNEX A.4.

5.4 Conducted Emission

5.4.1 Limit

FCC §15.207

For an intentional radiator that is designed to be connected to the public utility (AC) power line, the radio frequency voltage that is conducted back onto the AC power line on any frequency within the U-NII-150 kHz to 30 MHz shall not exceed the limits in the following table, as measured using a 50μH/50Ω line impedance stabilization network (LISN).

Frequency range (MHz)	Conducted Limit (dBμV)	
	Quai-peak	Average
0.15 - 0.50	66 to 56	56 to 46
0.50 - 5	56	46
0.50 - 30	60	50

5.4.2 Test Setup

The section 4.5.2 (Diagram 2) test setup description was used for this test. The photo of test setup please refer to ANNEX B.

5.4.3 Test Procedure

The maximum conducted interference is searched using Peak (PK), if the emission levels more than the AV and QP limits, and that have narrow margins from the AV and QP limits will be re-measured with AV and QP detectors. Tests for both L phase and N phase lines of the power mains connected to the EUT are performed. Refer to recorded points and plots below.

5.4.4 Test Result

Please refer to ANNEX A.5.

5.5 Radiated Spurious Emissions and Band Edge (Restricted-band)

5.5.1 Limit

FCC §15.209 & 15.407(b)

Frequency (MHz)	Field Strength (μV/m)	Measurement Distance (m)
0.009 - 0.490	2400/F(kHz)	300
0.490 - 1.705	24000/F(kHz)	30
1.705 - 30.0	30	30
30 - 88	100	3
88 - 216	150	3
216 - 960	200	3
Above 960	500	3

Note [1]: The Limit for radiated test was performed according to FCC Part 15C
Note [2]: The tighter limit applies at the band edge.

Un-restricted band emissions	
Out Operating Band (MHz)	Limit
5150 - 5250	e.i.r.p. -27 dBm (68.2 dBuV/m@3m)
5250 - 5350	e.i.r.p. -27 dBm (68.2 dBuV/m@3m)
5470 - 5725	e.i.r.p. -27 dBm (68.2 dBuV/m@3m)
5725 - 5850	All emissions shall be limited to a level of -27 dBm/MHz at 75 MHz or more above or below the band edge increasing linearly to 10 dBm/MHz at 25 MHz above or below the band edge, and from 25 MHz above or below the band edge increasing linearly to a level of 15.6 dBm/MHz at 5 MHz above or below the band edge, and from 5 MHz above or below the band edge increasing linearly to a level of 27 dBm/MHz at the band edge. 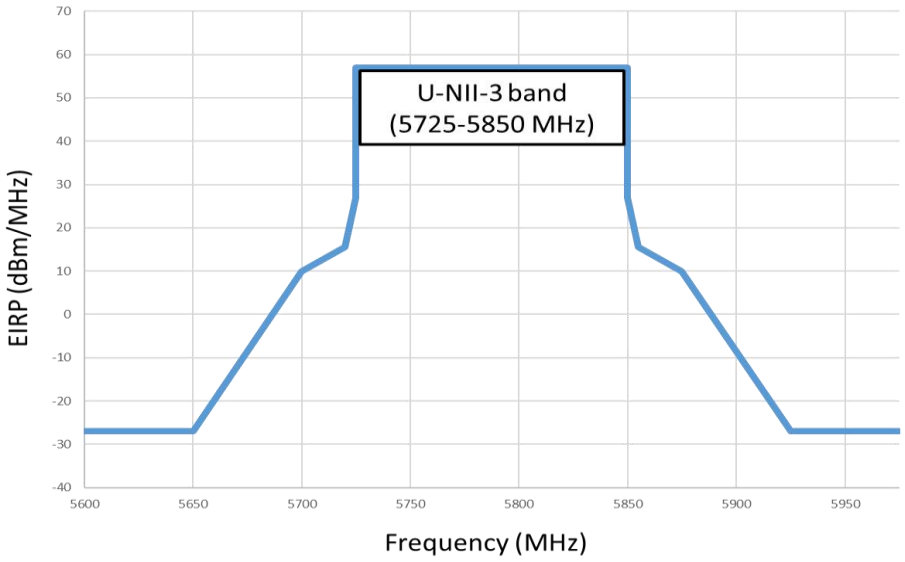

Note: The following formula is used to convert the equipment isotropic radiated power (eirp) to field strength.

5.5.2 Test Setup

The section 4.5.3-4.5.5 (Diagram 3 - Diagram 5) test setup description was used for this test. The photo of test setup please refer to ANNEX B.

5.5.3 Test Procedure

Since the emission limits are specified in terms of radiated field strength levels, measurements performed to demonstrate compliance have traditionally relied on a radiated test configuration. Radiated measurements remain the principal method for demonstrating compliance to the specified limits; however antenna-port conducted measurements are also now acceptable to demonstrate compliance (see below for details). When radiated measurements are utilized, test site requirements and procedures for maximizing and measuring radiated emissions that are described in ANSI C63.10 shall be followed.

Antenna-port conducted measurements may also be used as an alternative to radiated measurements for demonstrating compliance in the restricted frequency bands. If conducted measurements are performed, then proper impedance matching must be ensured and an additional radiated test for cabinet/case spurious emissions is required.

General Procedure for conducted measurements in restricted bands

a) Measure the conducted output power (in dBm) using the detector specified (see guidance regarding measurement procedures for determining quasi-peak, peak, and average conducted output power, respectively).

b) Add the maximum transmit antenna gain (in dBi) to the measured output power level to determine the EIRP level (see guidance on determining the applicable antenna gain)

c) Add the appropriate maximum ground reflection factor to the EIRP level (6 dB for frequencies ≤ 30 MHz, 4.7 dB for frequencies between 30 MHz and 1000 MHz, inclusive and 0 dB for frequencies > 1000 MHz).

d) For devices with multiple antenna-ports, measure the power of each individual chain and sum the EIRP of all chains in linear terms (e.g., Watts, mW).

e) Convert the resultant EIRP level to an equivalent electric field strength using the following relationship:

$E = EIRP – 20\log D + 104.8$

where:

E = electric field strength in dBμV/m,

EIRP = equivalent isotropic radiated power in dBm

D = specified measurement distance in meters.

f) Compare the resultant electric field strength level to the applicable limit.

g) Perform radiated spurious emission test.

Quasi-Peak measurement procedure

The specifications for measurements using the CISPR quasi-peak detector can be found in Publication 16 of the International Special Committee on Radio Frequency Interference (CISPR) of the International

Electrotechnical Commission.

As an alternative to CISPR quasi-peak measurement, compliance can be demonstrated to the applicable emission limits using a peak detector.

Peak power measurement procedure

Peak emission levels are measured by setting the instrument as follows:

a) RBW = as specified in Table 1.

b) VBW ≥ 3 x RBW.

c) Detector = Peak.

d) Sweep time = auto.

e) Trace mode = max hold.

f) Allow sweeps to continue until the trace stabilizes. (Note that the required measurement time may be longer for low duty cycle applications).

Table 1—RBW as a function of frequency

Frequency	RBW
9-150 kHz	200-300 Hz
0.15-30 MHz	9-10 kHz
30-1000 MHz	100-120 kHz
> 1000 MHz	1 MHz

If the peak-detected amplitude can be shown to comply with the average limit, then it is not necessary to perform a separate average measurement.

Trace averaging across on and off times of the EUT transmissions followed by duty cycle correction

If continuous transmission of the EUT (i.e., duty cycle ≥ 98 percent) cannot be achieved and the duty cycle is constant (i.e., duty cycle variations are less than ± 2 percent), then the following procedure shall be used:

a) The EUT shall be configured to operate at the maximum achievable duty cycle.

b) Measure the duty cycle, x, of the transmitter output signal as described in section 6.0.

c) RBW = 1 MHz (unless otherwise specified).

d) VBW ≥ 3 x RBW.

e) Detector = RMS, if span/(# of points in sweep) ≤ (RBW/2). Satisfying this condition may require increasing the number of points in the sweep or reducing the span. If this condition cannot be satisfied, then the detector mode shall be set to peak.

f) Averaging type = power (i.e., RMS).

1) As an alternative, the detector and averaging type may be set for linear voltage averaging.

2) Some instruments require linear display mode in order to use linear voltage averaging. Log or dB

averaging shall not be used.

g) Sweep time = auto.

h) Perform a trace average of at least 100 traces.

i) A correction factor shall be added to the measurement results prior to comparing to the emission limit in order to compute the emission level that would have been measured had the test been performed at 100 percent duty cycle. The correction factor is computed as follows:

1) If power averaging (RMS) mode was used in step f), then the applicable correction factor is 10 log(1/x), where x is the duty cycle.

2) If linear voltage averaging mode was used in step f), then the applicable correction factor is 20 log(1/x), where x is the duty cycle.

3) If a specific emission is demonstrated to be continuous (≥ 98 percent duty cycle) rather than turning on and off with the transmit cycle, then no duty cycle correction is required for that emission.

NOTE: Reduction of the measured emission amplitude levels to account for operational duty factor is not permitted. Compliance is based on emission levels occurring during transmission - not on an average across on and off times of the transmitter.

Determining the applicable transmit antenna gain

A conducted power measurement will determine the maximum output power associated with a restricted band emission; however, in order to determine the associated EIRP level, the gain of the transmitting antenna (in dBi) must be added to the measured output power (in dBm).

Since the out-of-band characteristics of the EUT transmit antenna will often be unknown, the use of a conservative antenna gain value is necessary. Thus, when determining the EIRP based on the measured conducted power, the upper bound on antenna gain for a device with a single RF output shall be selected as the maximum in-band gain of the antenna across all operating bands, or 2 dBi, whichever is greater. However, for devices that operate in multiple frequency bands while using the same transmit antenna, the highest gain of the antenna within the operating band nearest in frequency to the restricted band emission being measured may be used in lieu of the overall highest gain when the emission is at a frequency that is within 20 percent of the nearest band edge frequency, but in no case shall a value less than 2 dBi be used.

See KDB 662911 for guidance on calculating the additional array gain term when determining the effective antenna gain for a EUT with multiple outputs occupying the same or overlapping frequency ranges in the same band.

Radiated spurious emission test

An additional consideration when performing conducted measurements of restricted band emissions is that unwanted emissions radiating from the EUT cabinet, control circuits, power leads, or intermediate circuit elements will likely go undetected in a conducted measurement configuration. To address this concern, a radiated test shall be performed to ensure that emissions emanating from the EUT cabinet (rather than the antenna port) also comply with the applicable limits.

For these cabinet radiated spurious emission measurements the EUT transmit antenna may be replaced with a termination matching the nominal impedance of the antenna. Procedures for performing radiated measurements are specified in ANSI C63.10. All detected emissions shall comply with the applicable limits.

The measurement frequency range is from 30 MHz to the 10th harmonic of the fundamental frequency. The Turn Table is actuated to turn from 0° to 360°, and both horizontal and vertical polarizations of the Test Antenna are used to find the maximum radiated power. Mid channels on all channel bandwidth verified. Only the worst RB size/offset presented.

The power of the EUT transmitting frequency should be ignored.

All Spurious Emission tests were performed in X, Y, Z axis direction. And only the worst axis test condition was recorded in this test report.

Use the following spectrum analyzer settings:

Span = wide enough to fully capture the emission being measured
RBW = 1 MHz for f ≥ 1 GHz, 100 kHz for f < 1 GHz
VBW ≥ RBW
Sweep = auto
Detector function = peak
Trace = max hold

5.5.4 Test Result

Please refer to ANNEX A.6.

ANNEX A TEST RESULT

A.1 RF Output Power

Note [1]: For FCC standard, if transmitting antennas of directional gain greater than 6 dBi are used, all band maximum conducted output power shall be reduced by the amount in dB that the directional gain of the antenna exceeds 6 dBi.

Duty Cycle

Test Mode	On Time (ms)	On+Off time (ms)	Duty Cycle
11a	1.392	1.432	97.21%
11n (HT20)/11ac (VHT20)	1.309	1.346	97.25%
11n (HT40)/11ac (VHT40)	0.652	0.687	94.88%
11ac (VHT80)	0.324	0.359	90.12%

Test Data

Conducted Power

U-NII-1 (5150 - 5250 MHz)					
Mode	Channel	Conducted Power (dBm)	Conducted Power (mW)	FCC Limit (mW)	Verdict
11a	CH36	16.18	41.50	250	Pass
11a	CH44	18.01	63.24	250	Pass
11a	CH48	18.31	67.76	250	Pass
11n (HT20)	CH36	16.08	40.55	250	Pass
11n (HT20)	CH44	17.92	61.94	250	Pass
11n (HT20)	CH48	18.22	66.37	250	Pass
11n (HT40)	CH38	11.16	13.06	250	Pass
11n (HT40)	CH46	17.31	53.83	250	Pass
11ac (VHT20)	CH36	16.14	41.11	250	Pass
11ac (VHT20)	CH44	17.03	50.47	250	Pass
11ac (VHT20)	CH48	17.35	54.33	250	Pass
11ac (VHT40)	CH38	12.20	16.60	250	Pass
11ac (VHT40)	CH46	17.28	53.46	250	Pass
11ac (VHT80)	CH42	9.80	9.55	250	Pass

U-NII-2A (5250 - 5350 MHz)					
Mode	Channel	Conducted Power (dBm)	Conducted Power (mW)	FCC Limit (mW)	Verdict
11a	CH52	18.31	67.76	250	Pass
11a	CH60	18.38	68.87	250	Pass
11a	CH64	14.43	27.73	250	Pass
11n (HT20)	CH52	17.26	53.21	250	Pass
11n (HT20)	CH60	17.30	53.70	250	Pass
11n (HT20)	CH64	14.34	27.16	250	Pass
11n (HT40)	CH54	17.37	54.58	250	Pass
11n (HT40)	CH62	11.38	13.74	250	Pass
11ac (VHT20)	CH52	17.28	53.46	250	Pass
11ac (VHT20)	CH60	17.32	53.95	250	Pass
11ac (VHT20)	CH64	14.21	26.36	250	Pass
11ac (VHT40)	CH54	17.30	53.70	250	Pass
11ac (VHT40)	CH62	12.30	16.98	250	Pass
11ac (VHT80)	CH58	10.45	11.09	250	Pass

U-NII-2C (5470 - 5725 MHz)					
Mode	Channel	Conducted Power (dBm)	Conducted Power (mW)	FCC Limit (mW)	Verdict
11a	CH100	14.23	26.49	250	Pass
11a	CH116	18.00	63.10	250	Pass
11a	CH140	14.84	30.48	250	Pass
11n (HT20)	CH100	14.08	25.59	250	Pass
11n (HT20)	CH116	16.98	49.89	250	Pass
11n (HT20)	CH140	13.75	23.71	250	Pass
11n (HT40)	CH102	10.40	10.96	250	Pass
11n (HT40)	CH118	17.25	53.09	250	Pass
11n (HT40)	CH134	15.10	32.36	250	Pass
11ac (VHT20)	CH100	15.09	32.28	250	Pass
11ac (VHT20)	CH116	16.96	49.66	250	Pass
11ac (VHT20)	CH140	14.69	29.44	250	Pass
11ac (VHT40)	CH102	12.48	17.70	250	Pass
11ac (VHT40)	CH118	17.24	52.97	250	Pass
11ac (VHT40)	CH134	16.13	41.02	250	Pass
11ac (VHT80)	CH106	11.29	13.46	250	Pass
11ac (VHT80)	CH122	17.24	52.97	250	Pass

U-NII-3 (5725 - 5850 MHz)					
Mode	Channel	Conducted Power (dBm)	Conducted Power (mW)	FCC Limit (mW)	Verdict
11a	CH149	18.07	64.12	1000	Pass
11a	CH157	17.67	58.48	1000	Pass
11a	CH165	17.94	62.23	1000	Pass
11n (HT20)	CH149	17.05	50.70	1000	Pass
11n (HT20)	CH157	16.61	45.81	1000	Pass
11n (HT20)	CH165	16.89	48.87	1000	Pass
11n (HT40)	CH151	17.09	51.17	1000	Pass
11n (HT40)	CH159	17.13	51.64	1000	Pass
11ac (VHT20)	CH149	17.05	50.70	1000	Pass
11ac (VHT20)	CH157	16.97	49.77	1000	Pass
11ac (VHT20)	CH165	16.91	49.09	1000	Pass
11ac (VHT40)	CH151	17.08	51.05	1000	Pass
11ac (VHT40)	CH159	17.11	51.40	1000	Pass
11ac (VHT80)	CH155	16.68	46.56	1000	Pass

A.2 Emission Bandwidth & 99% Bandwidth

Note: Test plots please refer to the document “Annex No.: BL-SZ2220432-604 Data Part 1.pdf”.

Test Data

U-NII-1 (5150 - 5250 MHz)			
Mode	Channel	26 dB Bandwidth (MHz)	99% Bandwidth (MHz)
11a	CH36	23.81	16.69
11a	CH44	32.01	17.71
11a	CH48	31.91	17.92
11n (HT20)	CH36	20.75	17.64
11n (HT20)	CH44	32.42	18.33
11n (HT20)	CH48	32.67	18.53
11n (HT40)	CH38	40.74	35.99
11n (HT40)	CH46	66.55	36.54
11ac (VHT20)	CH36	23.22	17.73
11ac (VHT20)	CH44	29.53	17.95
11ac (VHT20)	CH48	30.60	18.04
11ac (VHT40)	CH38	40.78	36.02
11ac (VHT40)	CH46	65.71	36.60
11ac (VHT80)	CH42	81.31	75.13

U-NII-2A (5250 - 5350 MHz)			
Mode	Channel	26 dB Bandwidth (MHz)	99% Bandwidth (MHz)
11a	CH52	33.01	18.26
11a	CH60	34.75	19.46
11a	CH64	23.38	16.63
11n (HT20)	CH52	30.88	18.15
11n (HT20)	CH60	33.34	18.49
11n (HT20)	CH64	23.90	17.69
11n (HT40)	CH54	66.91	36.85
11n (HT40)	CH62	40.64	36.07
11ac (VHT20)	CH52	30.30	18.11
11ac (VHT20)	CH60	32.13	18.52
11ac (VHT20)	CH64	23.10	17.70
11ac (VHT40)	CH54	66.92	36.88
11ac (VHT40)	CH62	40.80	36.07
11ac (VHT80)	CH58	81.10	75.16

U-NII-2C (5470 - 5725 MHz)			
Mode	Channel	26 dB Bandwidth (MHz)	99% Bandwidth (MHz)
11a	CH100	21.44	16.55
11a	CH116	29.38	16.98
11a	CH140	20.30	16.54
11n (HT20)	CH100	20.93	17.63
11n (HT20)	CH116	25.50	17.80
11n (HT20)	CH140	20.49	17.60
11n (HT40)	CH102	40.37	36.03
11n (HT40)	CH118	57.73	36.37
11n (HT40)	CH134	41.14	36.12
11ac (VHT20)	CH100	23.40	17.68
11ac (VHT20)	CH116	26.49	17.80
11ac (VHT20)	CH140	20.69	17.63
11ac (VHT40)	CH102	40.69	35.99
11ac (VHT40)	CH118	55.87	36.36
11ac (VHT40)	CH134	41.39	36.12
11ac (VHT80)	CH106	81.07	75.06
11ac (VHT80)	CH122	135.70	75.97

U-NII-3 (5725 - 5850 MHz)			
Mode	Channel	26 dB Bandwidth (MHz)	99% Bandwidth (MHz)
11a	CH149	28.92	16.83
11a	CH157	27.16	16.82
11a	CH165	25.42	16.75
11n (HT20)	CH149	24.34	17.72
11n (HT20)	CH157	24.33	17.73
11n (HT20)	CH165	22.17	17.68
11n (HT40)	CH151	49.10	36.25
11n (HT40)	CH159	59.15	36.38
11ac (VHT20)	CH149	24.07	17.74
11ac (VHT20)	CH157	24.73	17.76
11ac (VHT20)	CH165	22.64	17.68
11ac (VHT40)	CH151	49.63	36.17
11ac (VHT40)	CH159	49.97	36.28
11ac (VHT80)	CH155	113.30	75.77

A.3 6 dB Bandwidth

Note: Test plots please refer to the document “Annex No.: BL-SZ2220432-604 Data Part 2.pdf”.

Test Data

U-NII-3 (5725 - 5850 MHz)				
Mode	Channel	6 dB Bandwidth (MHz)	Limit (kHz)	Verdict
11a	CH149	15.20	500.00	Pass
11a	CH157	15.20	500.00	Pass
11a	CH165	15.20	500.00	Pass
11n (HT20)	CH149	15.20	500.00	Pass
11n (HT20)	CH157	15.20	500.00	Pass
11n (HT20)	CH165	15.20	500.00	Pass
11n (HT40)	CH151	35.20	500.00	Pass
11n (HT40)	CH159	35.20	500.00	Pass
11ac (VHT20)	CH149	15.20	500.00	Pass
11ac (VHT20)	CH157	15.20	500.00	Pass
11ac (VHT20)	CH165	15.20	500.00	Pass
11ac (VHT40)	CH151	35.20	500.00	Pass
11ac (VHT40)	CH159	35.20	500.00	Pass
11ac (VHT80)	CH155	75.20	500.00	Pass

A.4 Power Spectral Density

Note [1]: Test plots please refer to the document “Annex No.: BL-SZ2220432-604 Data Part 3.pdf”.

Test Data

U-NII-1 (5150 - 5250 MHz)				
Mode	Channel	PSD (dBm/MHz)	Limit (dBm/MHz)	Verdict
11a	CH36	5.41	11.00	Pass
11a	CH44	7.40	11.00	Pass
11a	CH48	7.64	11.00	Pass
11n (HT20)	CH36	5.20	11.00	Pass
11n (HT20)	CH44	7.06	11.00	Pass
11n (HT20)	CH48	7.27	11.00	Pass
11n (HT40)	CH38	-2.78	11.00	Pass
11n (HT40)	CH46	3.52	11.00	Pass
11ac (VHT20)	CH36	5.27	11.00	Pass
11ac (VHT20)	CH44	6.28	11.00	Pass
11ac (VHT20)	CH48	6.46	11.00	Pass
11ac (VHT40)	CH38	-1.78	11.00	Pass
11ac (VHT40)	CH46	3.37	11.00	Pass
11ac (VHT80)	CH42	-7.56	11.00	Pass

U-NII-2A (5250 - 5350 MHz)				
Mode	Channel	PSD (dBm/MHz)	Limit (dBm/MHz)	Verdict
11a	CH52	7.74	11.00	Pass
11a	CH60	7.68	11.00	Pass
11a	CH64	3.72	11.00	Pass
11n (HT20)	CH52	6.50	11.00	Pass
11n (HT20)	CH60	6.38	11.00	Pass
11n (HT20)	CH64	3.49	11.00	Pass
11n (HT40)	CH54	3.72	11.00	Pass
11n (HT40)	CH62	-2.41	11.00	Pass
11ac (VHT20)	CH52	6.46	11.00	Pass
11ac (VHT20)	CH60	6.41	11.00	Pass
11ac (VHT20)	CH64	3.46	11.00	Pass
11ac (VHT40)	CH54	3.42	11.00	Pass
11ac (VHT40)	CH62	-1.52	11.00	Pass
11ac (VHT80)	CH58	-6.81	11.00	Pass

U-NII-2C (5470 - 5725 MHz)				
Mode	Channel	PSD (dBm/MHz)	Limit (dBm/MHz)	Verdict
11a	CH100	3.78	11.00	Pass
11a	CH116	7.57	11.00	Pass
11a	CH140	4.29	11.00	Pass
11n (HT20)	CH100	3.45	11.00	Pass
11n (HT20)	CH116	6.41	11.00	Pass
11n (HT20)	CH140	2.97	11.00	Pass
11n (HT40)	CH102	-3.29	11.00	Pass
11n (HT40)	CH118	3.70	11.00	Pass
11n (HT40)	CH134	1.43	11.00	Pass
11ac (VHT20)	CH100	4.45	11.00	Pass
11ac (VHT20)	CH116	6.34	11.00	Pass
11ac (VHT20)	CH140	4.03	11.00	Pass
11ac (VHT40)	CH102	-1.34	11.00	Pass
11ac (VHT40)	CH118	3.69	11.00	Pass
11ac (VHT40)	CH134	2.39	11.00	Pass
11ac (VHT80)	CH106	-5.66	11.00	Pass
11ac (VHT80)	CH122	0.24	11.00	Pass

U-NII-3 (5725 - 5850 MHz)				
Mode	Channel	PSD (dBm/500kHz)	Limit (dBm/500kHz)	Verdict
11a	CH149	3.93	30.00	Pass
11a	CH157	3.26	30.00	Pass
11a	CH165	3.76	30.00	Pass
11n (HT20)	CH149	2.63	30.00	Pass
11n (HT20)	CH157	2.00	30.00	Pass
11n (HT20)	CH165	2.57	30.00	Pass
11n (HT40)	CH151	-0.22	30.00	Pass
11n (HT40)	CH159	-0.38	30.00	Pass
11ac (VHT20)	CH149	2.70	30.00	Pass
11ac (VHT20)	CH157	2.11	30.00	Pass
11ac (VHT20)	CH165	2.39	30.00	Pass
11ac (VHT40)	CH151	-0.28	30.00	Pass
11ac (VHT40)	CH159	-0.55	30.00	Pass
11ac (VHT80)	CH155	-3.96	30.00	Pass

A.5 Conducted Emissions

Note [1]: The EUT is working in the Normal link mode. All modes have been tested and normal link mode is worst.

Note [2]: Devices subject to Part 15 must be tested for all available U.S. voltages and frequencies (such as a nominal 120 VAC, 60 Hz and 240 VAC, 50 Hz) for which the device is capable of operation. So, The configuration 120 VAC, 60 Hz and 240 VAC, 50 Hz were tested respectively, but only the worst configuration (120 VAC, 60 Hz) shown here.

Test Data and Plots

PHASE L

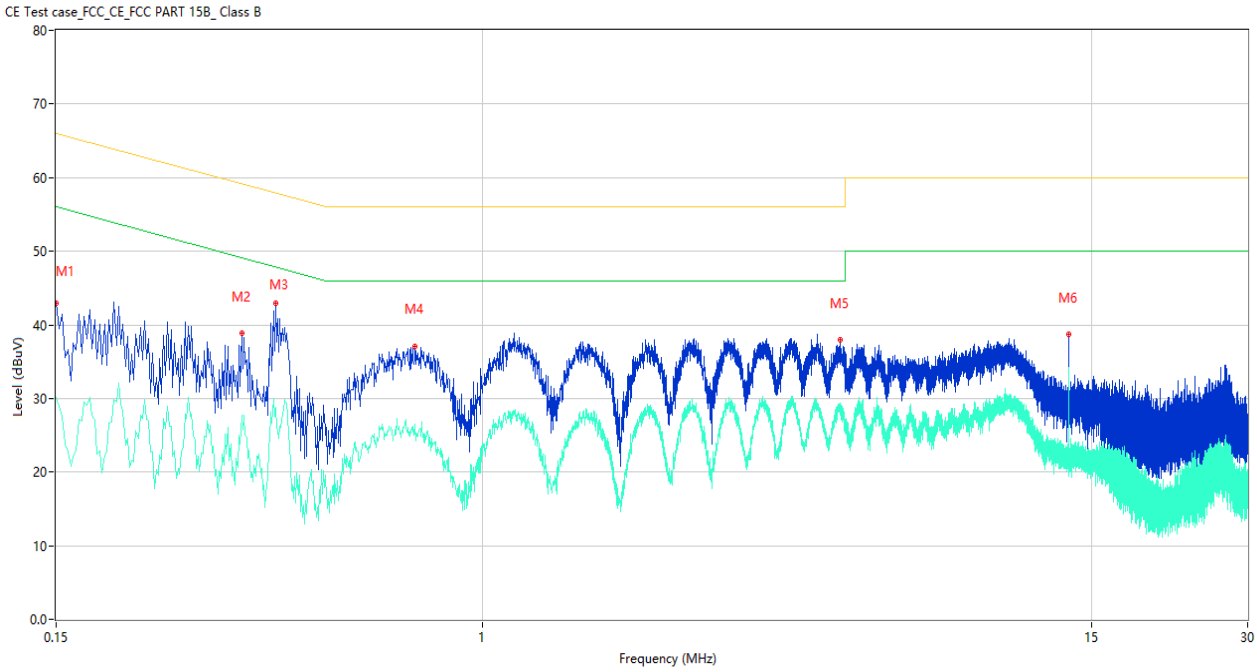

No.	Frequency (MHz)	Results (dBuV)	Factor (dB)	Limit (dBuV)	Over Limit (dB)	Detector	Line	Verdict
1	0.150	42.97	10.19	66.00	-23.03	Peak	L	Pass
1**	0.150	30.12	10.19	56.00	-25.88	AV	L	Pass
2	0.342	38.85	10.08	59.15	-20.30	Peak	L	Pass
2**	0.342	27.71	10.08	49.15	-21.44	AV	L	Pass
3	0.398	42.92	10.09	57.90	-14.98	Peak	L	Pass
3**	0.398	28.85	10.09	47.90	-19.05	AV	L	Pass
4	0.740	37.13	10.07	56.00	-18.87	Peak	L	Pass
4**	0.740	25.15	10.07	46.00	-20.85	AV	L	Pass
5	4.900	37.95	9.95	56.00	-18.05	Peak	L	Pass
5**	4.900	29.36	9.95	46.00	-16.64	AV	L	Pass
6	13.558	38.77	10.11	60.00	-21.23	Peak	L	Pass
6**	13.558	34.21	10.11	50.00	-15.79	AV	L	Pass

PHASE N

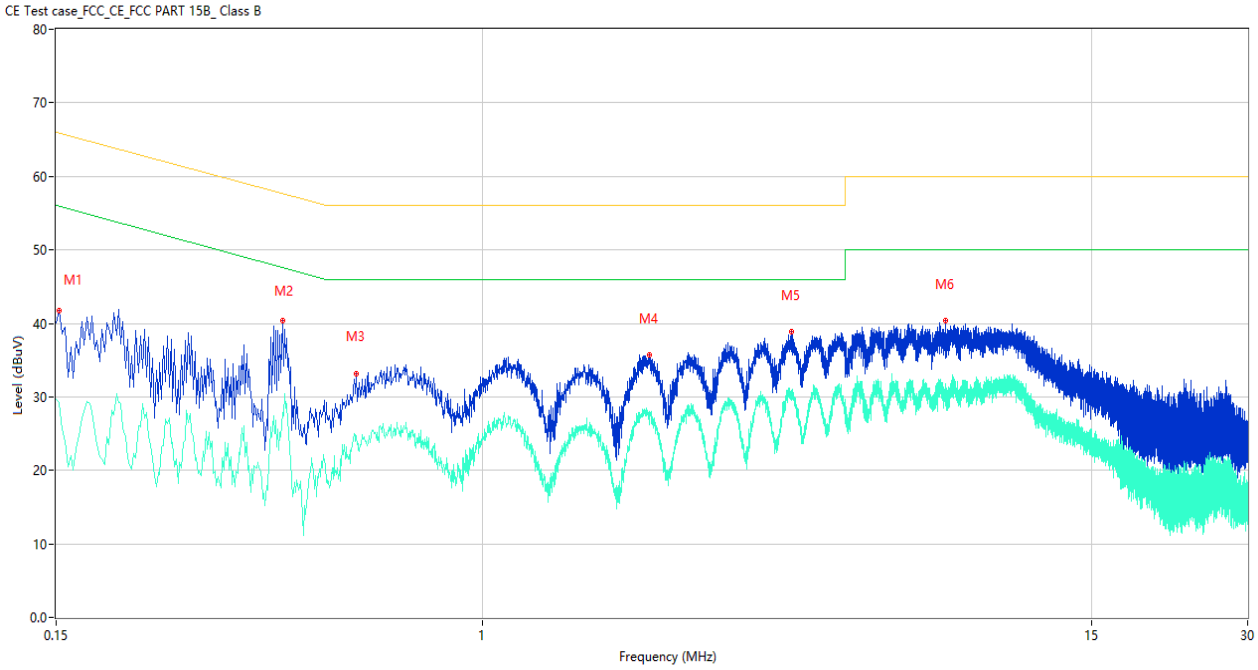

No.	Frequency (MHz)	Results (dBuV)	Factor (dB)	Limit (dBuV)	Over Limit (dB)	Detector	Line	Verdict
1	0.152	41.74	10.19	65.89	-24.15	Peak	N	Pass
1**	0.152	29.26	10.19	55.89	-26.63	AV	N	Pass
2	0.410	40.38	10.09	57.65	-17.27	Peak	N	Pass
2**	0.410	27.83	10.09	47.65	-19.82	AV	N	Pass
3	0.570	33.19	10.10	56.00	-22.81	Peak	N	Pass
3**	0.570	24.64	10.10	46.00	-21.36	AV	N	Pass
4	2.102	35.64	9.88	56.00	-20.36	Peak	N	Pass
4**	2.102	27.77	9.88	46.00	-18.23	AV	N	Pass
5	3.942	38.87	10.09	56.00	-17.13	Peak	N	Pass
5**	3.942	30.89	10.09	46.00	-15.11	AV	N	Pass
6	7.826	40.39	10.05	60.00	-19.61	Peak	N	Pass
6**	7.826	31.77	10.05	50.00	-18.23	AV	N	Pass

A.6 Radiated Spurious Emissions and Band Edge (Restricted-band)

Test Data

Note [1]: The symbol of "--" in the table which means not application.

Note [2]: For the test data above 1 GHz，According the ANSI C63.4, where limits are specified for both average and peak (or quasi-peak) detector functions, if the peak (or quasi-peak) measured value complies with the average limit, it is unnecessary to perform an average measurement.

Note [3]: The low frequency, which started from 9 kHz to 30 MHz, was pre-scanned and the result which was 20 dB lower than the limit line per 15.31(o) was not reported.

Note [4]: The EUT is working in the Normal link mode below 1 GHz. All modes have been tested and normal link mode is worst.

30 MHz to 1 GHz, ANT H

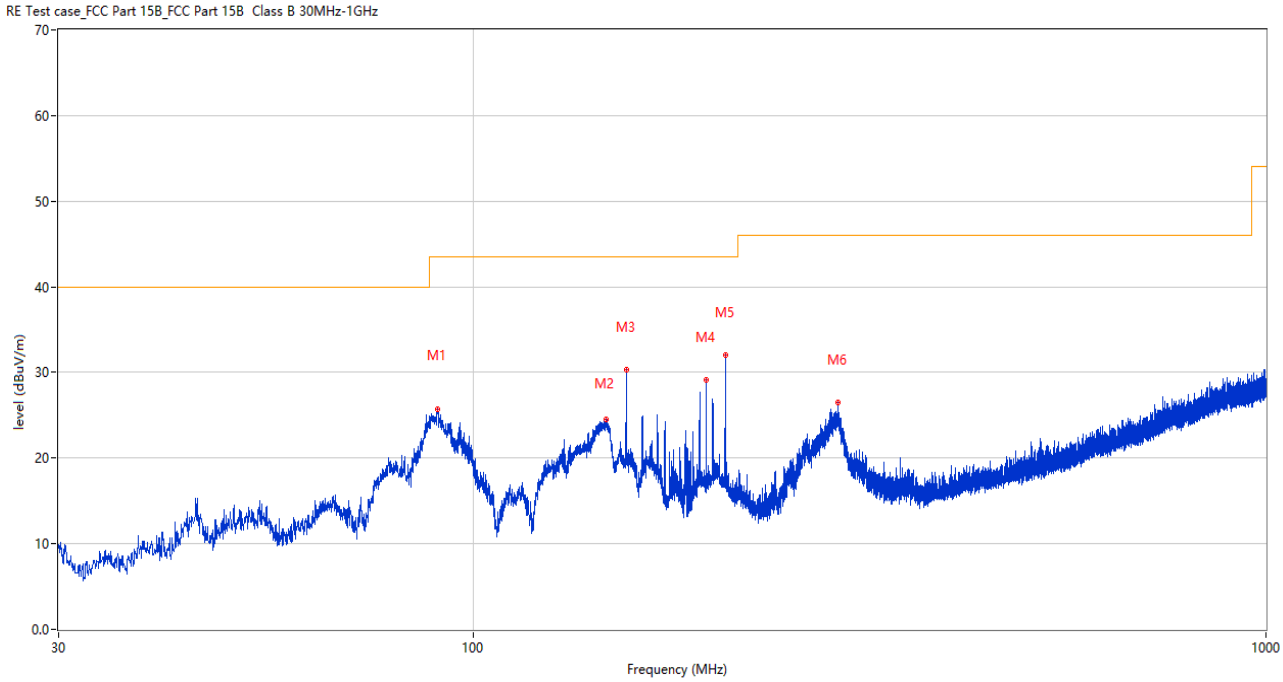

No.	Frequency (MHz)	Results (dBuV/m)	Factor (dB)	Limit (dBuV/m)	Over Limit (dB)	Detector	Table (Degree)	Height (cm)	Antenna	Verdict
1	90.285	25.77	-28.44	43.5	-17.73	Peak	244.00	200	Horizontal	Pass
2	147.224	24.56	-30.23	43.5	-18.94	Peak	360.00	200	Horizontal	Pass
3	156.003	30.32	-29.78	43.5	-13.18	Peak	257.00	200	Horizontal	Pass
4	196.840	29.18	-26.72	43.5	-14.32	Peak	257.00	100	Horizontal	Pass
5	208.044	32.05	-26.66	43.5	-11.45	Peak	244.00	100	Horizontal	Pass
6	288.796	26.53	-23.93	46.0	-19.47	Peak	79.00	100	Horizontal	Pass

30 MHz to 1 GHz, ANT V

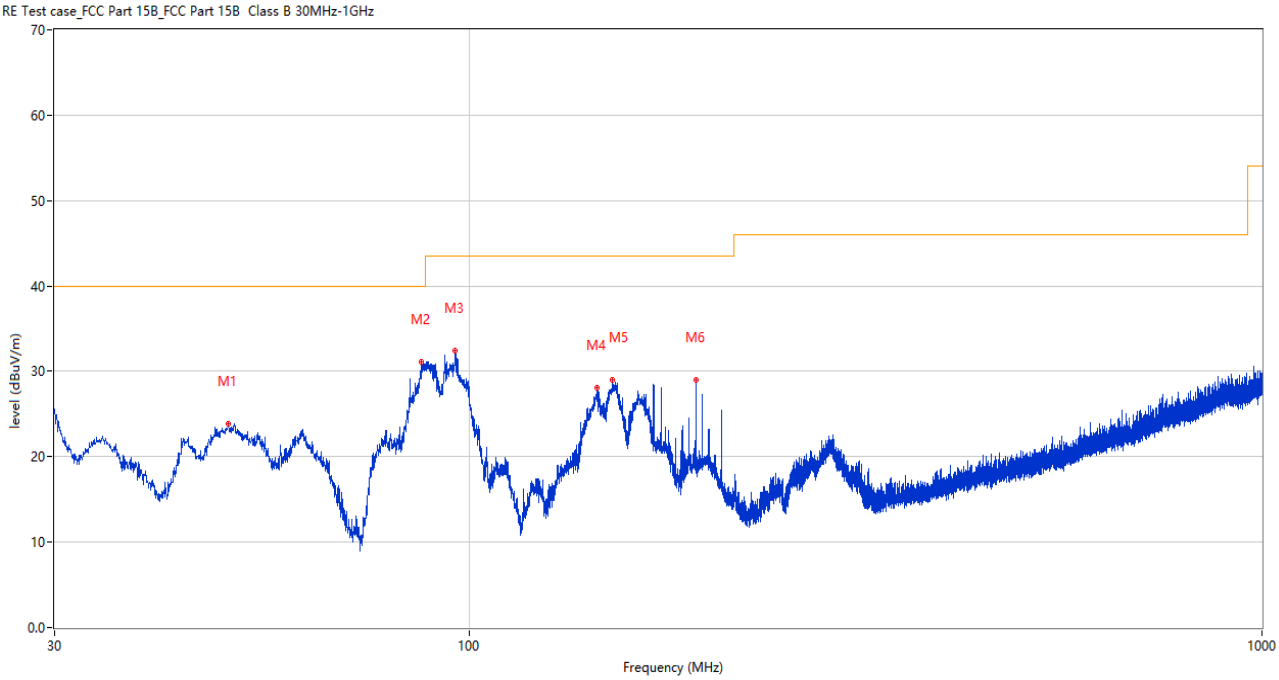

No.	Frequency (MHz)	Results (dBuV/m)	Factor (dB)	Limit (dBuV/m)	Over Limit (dB)	Detector	Table (Degree)	Height (cm)	Antenna	Verdict
1	49.739	23.90	-25.55	40.0	-16.10	Peak	217.00	100	Vertical	Pass
2	87.133	31.08	-29.37	40.0	-8.92	Peak	328.00	100	Vertical	Pass
3	96.105	32.40	-27.36	43.5	-11.10	Peak	315.00	100	Vertical	Pass
4	144.896	28.14	-30.22	43.5	-15.36	Peak	360.00	200	Vertical	Pass
5	151.735	29.06	-30.09	43.5	-14.44	Peak	9.00	100	Vertical	Pass
6	193.154	29.07	-27.07	43.5	-14.43	Peak	293.00	100	Vertical	Pass

Note: The spurious above 18G is noise only, do not show on the report.

11a, U-NII-1, 1 GHz to 18 GHz, Low Channel, ANT H

No.	Frequency (MHz)	Results (dBuV/m)	Factor (dB)	Limit (dBuV/m)	Over Limit (dB)	Detector	Table (Degree)	Height (cm)	Antenna	Verdict
1	1344.600	37.95	-17.54	74.0	-36.05	Peak	220.00	150	Horizontal	Pass
1**	1344.600	27.62	-17.54	54.0	-26.38	AV	220.00	150	Horizontal	Pass
2	4234.250	46.80	-5.09	74.0	-27.20	Peak	179.00	150	Horizontal	Pass
2**	4234.250	37.85	-5.09	54.0	-16.15	AV	179.00	150	Horizontal	Pass
3	5178.250	110.66	-2.33	--	--	Peak	162.00	150	Horizontal	N/A
3**	5178.250	103.15	-2.33	--	--	AV	162.00	150	Horizontal	N/A
4	7510.750	52.35	0.52	74.0	-21.65	Peak	221.00	150	Horizontal	Pass
4**	7510.750	43.44	0.52	54.0	-10.56	AV	221.00	150	Horizontal	Pass
5	12414.175	49.35	-2.70	74.0	-24.65	Peak	307.00	150	Horizontal	Pass
5**	12414.175	40.12	-2.70	54.0	-13.88	AV	307.00	150	Horizontal	Pass
6	15712.050	50.81	-0.15	74.0	-23.19	Peak	235.00	150	Horizontal	Pass
6**	15712.050	41.77	-0.15	54.0	-12.23	AV	235.00	150	Horizontal	Pass

11a, U-NII-1, 1 GHz to 18 GHz, Low Channel, ANT V

No.	Frequency (MHz)	Results (dBuV/m)	Factor (dB)	Limit (dBuV/m)	Over Limit (dB)	Detector	Table (Degree)	Height (cm)	Antenna	Verdict
1	1390.100	37.93	-17.25	74.0	-36.07	Peak	356.00	150	Vertical	Pass
1**	1390.100	28.08	-17.25	54.0	-25.92	AV	356.00	150	Vertical	Pass
2	4073.500	46.26	-5.87	74.0	-27.74	Peak	196.00	150	Vertical	Pass
2**	4073.500	36.54	-5.87	54.0	-17.46	AV	196.00	150	Vertical	Pass
3	5177.250	99.56	-2.52	--	--	Peak	179.00	150	Vertical	N/A
3**	5177.250	91.47	-2.52	--	--	AV	179.00	150	Vertical	N/A
4	7458.250	52.72	1.14	74.0	-21.28	Peak	122.00	150	Vertical	Pass
4**	7458.250	43.08	1.14	54.0	-10.92	AV	122.00	150	Vertical	Pass
5	11456.575	48.43	-3.93	74.0	-25.57	Peak	0.00	150	Vertical	Pass
5**	11456.575	39.67	-3.93	54.0	-14.33	AV	0.00	150	Vertical	Pass
6	15719.400	50.96	-0.30	74.0	-23.04	Peak	360.00	150	Vertical	Pass
6**	15719.400	41.35	-0.30	54.0	-12.65	AV	360.00	150	Vertical	Pass

11a, U-NII-1, 1 GHz to 18 GHz, Middle Channel, ANT H

No.	Frequency (MHz)	Results (dBuV/m)	Factor (dB)	Limit (dBuV/m)	Over Limit (dB)	Detector	Table (Degree)	Height (cm)	Antenna	Verdict
1	1388.700	37.39	-17.33	74.0	-36.61	Peak	14.00	150	Horizontal	Pass
1**	1388.700	28.16	-17.33	54.0	-25.84	AV	14.00	150	Horizontal	Pass
2	4093.500	45.59	-5.86	74.0	-28.41	Peak	70.00	150	Horizontal	Pass
2**	4093.500	36.07	-5.86	54.0	-17.93	AV	70.00	150	Horizontal	Pass
3	5216.750	110.25	-3.46	--	--	Peak	154.00	150	Horizontal	N/A
3**	5216.750	102.46	-3.46	--	--	AV	154.00	150	Horizontal	N/A
4	7455.000	53.14	1.17	74.0	-20.86	Peak	179.00	150	Horizontal	Pass
4**	7455.000	43.52	1.17	54.0	-10.48	AV	179.00	150	Horizontal	Pass
5	11798.813	49.20	-3.55	74.0	-24.80	Peak	258.00	150	Horizontal	Pass
5**	11798.813	39.26	-3.55	54.0	-14.74	AV	258.00	150	Horizontal	Pass
6	15793.162	50.93	-0.75	74.0	-23.07	Peak	199.00	150	Horizontal	Pass
6**	15793.162	41.43	-0.75	54.0	-12.57	AV	199.00	150	Horizontal	Pass

11a, U-NII-1, 1 GHz to 18 GHz, Middle Channel, ANT V

No.	Frequency (MHz)	Results (dBuV/m)	Factor (dB)	Limit (dBuV/m)	Over Limit (dB)	Detector	Table (Degree)	Height (cm)	Antenna	Verdict
1	1489.700	37.35	-17.35	74.0	-36.65	Peak	185.00	150	Vertical	Pass
1**	1489.700	27.97	-17.35	54.0	-26.03	AV	185.00	150	Vertical	Pass
2	4236.500	46.35	-5.11	74.0	-27.65	Peak	174.00	150	Vertical	Pass
2**	4236.500	36.96	-5.11	54.0	-17.04	AV	174.00	150	Vertical	Pass
3	5221.000	100.14	-3.38	--	--	Peak	182.00	150	Vertical	N/A
3**	5221.000	92.69	-3.38	--	--	AV	182.00	150	Vertical	N/A
4	7461.250	52.42	1.13	74.0	-21.58	Peak	31.00	150	Vertical	Pass
4**	7461.250	44.00	1.13	54.0	-10.00	AV	31.00	150	Vertical	Pass
5	12053.412	48.79	-3.35	74.0	-25.21	Peak	0.00	150	Vertical	Pass
5**	12053.412	39.67	-3.35	54.0	-14.33	AV	0.00	150	Vertical	Pass
6	15700.237	51.70	0.10	74.0	-22.30	Peak	221.00	150	Vertical	Pass
6**	15700.237	42.03	0.10	54.0	-11.97	AV	221.00	150	Vertical	Pass

11a, U-NII-1, 1 GHz to 18 GHz, High Channel, ANT H

No.	Frequency (MHz)	Results (dBuV/m)	Factor (dB)	Limit (dBuV/m)	Over Limit (dB)	Detector	Table (Degree)	Height (cm)	Antenna	Verdict
1	1389.100	37.92	-17.30	74.0	-36.08	Peak	322.00	150	Horizontal	Pass
1**	1389.100	27.57	-17.30	54.0	-26.43	AV	322.00	150	Horizontal	Pass
2	4195.750	46.31	-5.28	74.0	-27.69	Peak	63.00	150	Horizontal	Pass
2**	4195.750	37.42	-5.28	54.0	-16.58	AV	63.00	150	Horizontal	Pass
3	5237.000	110.28	-3.27	--	--	Peak	155.00	150	Horizontal	N/A
3**	5237.000	102.74	-3.27	--	--	AV	155.00	150	Horizontal	N/A
4	7462.000	51.93	1.11	74.0	-22.07	Peak	137.00	150	Horizontal	Pass
4**	7462.000	43.37	1.11	54.0	-10.63	AV	137.00	150	Horizontal	Pass
5	11204.825	48.83	-4.07	74.0	-25.17	Peak	307.00	150	Horizontal	Pass
5**	11204.825	40.07	-4.07	54.0	-13.93	AV	307.00	150	Horizontal	Pass
6	15704.175	51.00	0.02	74.0	-23.00	Peak	108.00	150	Horizontal	Pass
6**	15704.175	41.95	0.02	54.0	-12.05	AV	108.00	150	Horizontal	Pass

11a, U-NII-1, 1 GHz to 18 GHz, High Channel, ANT V

No.	Frequency (MHz)	Results (dBuV/m)	Factor (dB)	Limit (dBuV/m)	Over Limit (dB)	Detector	Table (Degree)	Height (cm)	Antenna	Verdict
1	1378.000	37.73	-17.57	74.0	-36.27	Peak	109.00	150	Vertical	Pass
1**	1378.000	28.41	-17.57	54.0	-25.59	AV	109.00	150	Vertical	Pass
2	4304.000	46.13	-4.26	74.0	-27.87	Peak	360.00	150	Vertical	Pass
2**	4304.000	37.15	-4.26	54.0	-16.85	AV	360.00	150	Vertical	Pass
3	5236.750	99.04	-3.29	--	--	Peak	187.00	150	Vertical	N/A
3**	5236.750	91.62	-3.29	--	--	AV	187.00	150	Vertical	N/A
4	7463.000	52.50	1.08	74.0	-21.50	Peak	154.00	150	Vertical	Pass
4**	7463.000	43.61	1.08	54.0	-10.39	AV	154.00	150	Vertical	Pass
5	11056.388	48.86	-5.00	74.0	-25.14	Peak	213.00	150	Vertical	Pass
5**	11056.388	38.46	-5.00	54.0	-15.54	AV	213.00	150	Vertical	Pass
6	16148.588	52.01	-0.48	74.0	-21.99	Peak	291.00	150	Vertical	Pass
6**	16148.588	41.81	-0.48	54.0	-12.19	AV	291.00	150	Vertical	Pass

11n20, U-NII-1, 1 GHz to 18 GHz, Low Channel, ANT H

No.	Frequency (MHz)	Results (dBuV/m)	Factor (dB)	Limit (dBuV/m)	Over Limit (dB)	Detector	Table (Degree)	Height (cm)	Antenna	Verdict
1	1340.000	37.06	-17.46	74.0	-36.94	Peak	291.00	150	Horizontal	Pass
1**	1340.000	27.88	-17.46	54.0	-26.12	AV	291.00	150	Horizontal	Pass
2	4131.750	46.53	-5.66	74.0	-27.47	Peak	79.00	150	Horizontal	Pass
2**	4131.750	36.70	-5.66	54.0	-17.30	AV	79.00	150	Horizontal	Pass
3	5181.000	110.70	-2.18	--	--	Peak	137.00	150	Horizontal	N/A
3**	5181.000	103.67	-2.18	--	--	AV	137.00	150	Horizontal	N/A
4	7511.000	52.10	0.51	74.0	-21.90	Peak	271.00	150	Horizontal	Pass
4**	7511.000	42.35	0.51	54.0	-11.65	AV	271.00	150	Horizontal	Pass
5	12283.550	48.75	-2.59	74.0	-25.25	Peak	35.00	150	Horizontal	Pass
5**	12283.550	39.11	-2.59	54.0	-14.89	AV	35.00	150	Horizontal	Pass
6	15713.362	50.95	-0.18	74.0	-23.05	Peak	195.00	150	Horizontal	Pass
6**	15713.362	41.15	-0.18	54.0	-12.85	AV	195.00	150	Horizontal	Pass

11n20, U-NII-1, 1 GHz to 18 GHz, Low Channel, ANT V

No.	Frequency (MHz)	Results (dBuV/m)	Factor (dB)	Limit (dBuV/m)	Over Limit (dB)	Detector	Table (Degree)	Height (cm)	Antenna	Verdict
1	1526.400	36.93	-17.59	74.0	-37.07	Peak	14.00	150	Vertical	Pass
1**	1526.400	28.16	-17.59	54.0	-25.84	AV	14.00	150	Vertical	Pass
2	4208.750	46.92	-5.31	74.0	-27.08	Peak	214.00	150	Vertical	Pass
2**	4208.750	37.64	-5.31	54.0	-16.36	AV	214.00	150	Vertical	Pass
3	5181.000	100.03	-2.18	--	--	Peak	214.00	150	Vertical	N/A
3**	5181.000	92.24	-2.18	--	--	AV	214.00	150	Vertical	N/A
4	7509.000	52.16	0.47	74.0	-21.84	Peak	231.00	150	Vertical	Pass
4**	7509.000	43.01	0.47	54.0	-10.99	AV	231.00	150	Vertical	Pass
5	12416.312	49.29	-2.66	74.0	-24.71	Peak	360.00	150	Vertical	Pass
5**	12416.312	38.80	-2.66	54.0	-15.20	AV	360.00	150	Vertical	Pass
6	16033.875	51.48	-0.12	74.0	-22.52	Peak	122.00	150	Vertical	Pass
6**	16033.875	42.01	-0.12	54.0	-11.99	AV	122.00	150	Vertical	Pass

11n20, U-NII-1, 1 GHz to 18 GHz, Middle Channel, ANT H

No.	Frequency (MHz)	Results (dBuV/m)	Factor (dB)	Limit (dBuV/m)	Over Limit (dB)	Detector	Table (Degree)	Height (cm)	Antenna	Verdict
1	1327.800	36.88	-17.16	74.0	-37.12	Peak	327.00	150	Horizontal	Pass
1**	1327.800	28.67	-17.16	54.0	-25.33	AV	327.00	150	Horizontal	Pass
2	4654.000	48.41	-3.85	74.0	-25.59	Peak	204.00	150	Horizontal	Pass
2**	4654.000	37.73	-3.85	54.0	-16.27	AV	204.00	150	Horizontal	Pass
3	5217.000	109.96	-3.46	--	--	Peak	170.00	150	Horizontal	N/A
3**	5217.000	101.98	-3.46	--	--	AV	170.00	150	Horizontal	N/A
4	7461.000	51.95	1.13	74.0	-22.05	Peak	347.00	150	Horizontal	Pass
4**	7461.000	43.22	1.13	54.0	-10.78	AV	347.00	150	Horizontal	Pass
5	11163.737	49.63	-4.32	74.0	-24.37	Peak	335.00	150	Horizontal	Pass
5**	11163.737	39.24	-4.32	54.0	-14.76	AV	335.00	150	Horizontal	Pass
6	15464.513	51.10	-0.34	74.0	-22.90	Peak	192.00	150	Horizontal	Pass
6**	15464.513	42.04	-0.34	54.0	-11.96	AV	192.00	150	Horizontal	Pass

11n20, U-NII-1, 1 GHz to 18 GHz, Middle Channel, ANT V

No.	Frequency (MHz)	Results (dBuV/m)	Factor (dB)	Limit (dBuV/m)	Over Limit (dB)	Detector	Table (Degree)	Height (cm)	Antenna	Verdict
1	1316.000	37.67	-17.28	74.0	-36.33	Peak	189.00	150	Vertical	Pass
1**	1316.000	27.82	-17.28	54.0	-26.18	AV	189.00	150	Vertical	Pass
2	4216.500	46.53	-5.65	74.0	-27.47	Peak	3.00	150	Vertical	Pass
2**	4216.500	37.44	-5.65	54.0	-16.56	AV	3.00	150	Vertical	Pass
3	5221.000	99.51	-3.38	--	--	Peak	179.00	150	Vertical	N/A
3**	5221.000	92.18	-3.38	--	--	AV	179.00	150	Vertical	N/A
4	7509.250	51.98	0.50	74.0	-22.02	Peak	11.00	150	Vertical	Pass
4**	7509.250	43.30	0.50	54.0	-10.70	AV	11.00	150	Vertical	Pass
5	11790.026	49.02	-3.62	74.0	-24.98	Peak	310.00	150	Vertical	Pass
5**	11790.026	39.64	-3.62	54.0	-14.36	AV	310.00	150	Vertical	Pass
6	15842.513	51.04	-0.76	74.0	-22.96	Peak	210.00	150	Vertical	Pass
6**	15842.513	41.70	-0.76	54.0	-12.30	AV	210.00	150	Vertical	Pass

11n20, U-NII-1, 1 GHz to 18 GHz, High Channel, ANT H

No.	Frequency (MHz)	Results (dBuV/m)	Factor (dB)	Limit (dBuV/m)	Over Limit (dB)	Detector	Table (Degree)	Height (cm)	Antenna	Verdict
1	1325.600	37.31	-17.38	74.0	-36.69	Peak	340.00	150	Horizontal	Pass
1**	1325.600	27.92	-17.38	54.0	-26.08	AV	340.00	150	Horizontal	Pass
2	4069.000	46.42	-6.19	74.0	-27.58	Peak	213.00	150	Horizontal	Pass
2**	4069.000	36.30	-6.19	54.0	-17.70	AV	213.00	150	Horizontal	Pass
3	5235.250	109.93	-3.29	--	--	Peak	145.00	150	Horizontal	N/A
3**	5235.250	102.36	-3.29	--	--	AV	145.00	150	Horizontal	N/A
4	7470.250	52.57	0.66	74.0	-21.43	Peak	88.00	150	Horizontal	Pass
4**	7470.250	42.91	0.66	54.0	-11.09	AV	88.00	150	Horizontal	Pass
5	11791.450	48.72	-3.61	74.0	-25.28	Peak	357.00	150	Horizontal	Pass
5**	11791.450	39.24	-3.61	54.0	-14.76	AV	357.00	150	Horizontal	Pass
6	16045.162	51.01	-0.10	74.0	-22.99	Peak	180.00	150	Horizontal	Pass
6**	16045.162	41.53	-0.10	54.0	-12.47	AV	180.00	150	Horizontal	Pass

11n20, U-NII-1, 1 GHz to 18 GHz, High Channel, ANT V

No.	Frequency (MHz)	Results (dBuV/m)	Factor (dB)	Limit (dBuV/m)	Over Limit (dB)	Detector	Table (Degree)	Height (cm)	Antenna	Verdict
1	1393.500	38.08	-17.32	74.0	-35.92	Peak	342.00	150	Vertical	Pass
1**	1393.500	28.34	-17.32	54.0	-25.66	AV	342.00	150	Vertical	Pass
2	4232.500	46.25	-5.11	74.0	-27.75	Peak	79.00	150	Vertical	Pass
2**	4232.500	37.27	-5.11	54.0	-16.73	AV	79.00	150	Vertical	Pass
3	5238.500	99.35	-3.22	--	--	Peak	191.00	150	Vertical	N/A
3**	5238.500	93.14	-3.22	--	--	AV	191.00	150	Vertical	N/A
4	7458.750	52.42	1.15	74.0	-21.58	Peak	290.00	150	Vertical	Pass
4**	7458.750	44.09	1.15	54.0	-9.91	AV	290.00	150	Vertical	Pass
5	11137.849	48.96	-4.44	74.0	-25.04	Peak	100.00	150	Vertical	Pass
5**	11137.849	38.69	-4.44	54.0	-15.31	AV	100.00	150	Vertical	Pass
6	16139.662	51.61	-0.57	74.0	-22.39	Peak	352.00	150	Vertical	Pass
6**	16139.662	42.06	-0.57	54.0	-11.94	AV	352.00	150	Vertical	Pass

11n40, U-NII-1, 1 GHz to 18 GHz, Low Channel, ANT H

No.	Frequency (MHz)	Results (dBuV/m)	Factor (dB)	Limit (dBuV/m)	Over Limit (dB)	Detector	Table (Degree)	Height (cm)	Antenna	Verdict
1	1327.400	37.25	-17.22	74.0	-36.75	Peak	298.00	150	Horizontal	Pass
1**	1327.400	27.87	-17.22	54.0	-26.13	AV	298.00	150	Horizontal	Pass
2	4015.250	45.78	-5.69	74.0	-28.22	Peak	339.00	150	Horizontal	Pass
2**	4015.250	36.29	-5.69	54.0	-17.71	AV	339.00	150	Horizontal	Pass
3	5187.500	108.71	-2.48	--	--	Peak	154.00	150	Horizontal	N/A
3**	5187.500	100.94	-2.48	--	--	AV	154.00	150	Horizontal	N/A
4	7515.000	52.36	0.84	74.0	-21.64	Peak	221.00	150	Horizontal	Pass
4**	7515.000	42.76	0.84	54.0	-11.24	AV	221.00	150	Horizontal	Pass
5	11797.862	48.37	-3.55	74.0	-25.63	Peak	158.00	150	Horizontal	Pass
5**	11797.862	38.68	-3.55	54.0	-15.32	AV	158.00	150	Horizontal	Pass
6	15946.200	51.32	-0.31	74.0	-22.68	Peak	266.00	150	Horizontal	Pass
6**	15946.200	41.08	-0.31	54.0	-12.92	AV	266.00	150	Horizontal	Pass

11n40, U-NII-1, 1 GHz to 18 GHz, Low Channel, ANT V

No.	Frequency (MHz)	Results (dBuV/m)	Factor (dB)	Limit (dBuV/m)	Over Limit (dB)	Detector	Table (Degree)	Height (cm)	Antenna	Verdict
1	1492.300	37.39	-17.41	74.0	-36.61	Peak	292.00	150	Vertical	Pass
1**	1492.300	28.34	-17.41	54.0	-25.66	AV	292.00	150	Vertical	Pass
2	4123.250	46.41	-5.80	74.0	-27.59	Peak	263.00	150	Vertical	Pass
2**	4123.250	36.80	-5.80	54.0	-17.20	AV	263.00	150	Vertical	Pass
3	5190.750	96.30	-2.68	--	--	Peak	203.00	150	Vertical	N/A
3**	5190.750	85.82	-2.68	--	--	AV	203.00	150	Vertical	N/A
4	7568.000	52.42	-0.04	74.0	-21.58	Peak	263.00	150	Vertical	Pass
4**	7568.000	42.46	-0.04	54.0	-11.54	AV	263.00	150	Vertical	Pass
5	12437.687	49.13	-2.34	74.0	-24.87	Peak	358.00	150	Vertical	Pass
5**	12437.687	40.44	-2.34	54.0	-13.56	AV	358.00	150	Vertical	Pass
6	16147.800	51.82	-0.49	74.0	-22.18	Peak	78.00	150	Vertical	Pass
6**	16147.800	42.10	-0.49	54.0	-11.90	AV	78.00	150	Vertical	Pass

11n40, U-NII-1, 1 GHz to 18 GHz, High Channel, ANT H

No.	Frequency (MHz)	Results (dBuV/m)	Factor (dB)	Limit (dBuV/m)	Over Limit (dB)	Detector	Table (Degree)	Height (cm)	Antenna	Verdict
1	1458.200	37.48	-17.36	74.0	-36.52	Peak	48.00	150	Horizontal	Pass
1**	1458.200	28.19	-17.36	54.0	-25.81	AV	48.00	150	Horizontal	Pass
2	4274.000	46.15	-4.95	74.0	-27.85	Peak	238.00	150	Horizontal	Pass
2**	4274.000	37.07	-4.95	54.0	-16.93	AV	238.00	150	Horizontal	Pass
3	5228.500	107.93	-3.63	--	--	Peak	162.00	150	Horizontal	N/A
3**	5228.500	101.15	-3.63	--	--	AV	162.00	150	Horizontal	N/A
4	7440.500	51.95	0.33	74.0	-22.05	Peak	272.00	150	Horizontal	Pass
4**	7440.500	43.13	0.33	54.0	-10.87	AV	272.00	150	Horizontal	Pass
5	12026.338	48.59	-3.46	74.0	-25.41	Peak	182.00	150	Horizontal	Pass
5**	12026.338	39.16	-3.46	54.0	-14.84	AV	182.00	150	Horizontal	Pass
6	16075.088	50.80	-0.54	74.0	-23.20	Peak	98.00	150	Horizontal	Pass
6**	16075.088	41.65	-0.54	54.0	-12.35	AV	98.00	150	Horizontal	Pass

11n40, U-NII-1, 1 GHz to 18 GHz, High Channel, ANT V

No.	Frequency (MHz)	Results (dBuV/m)	Factor (dB)	Limit (dBuV/m)	Over Limit (dB)	Detector	Table (Degree)	Height (cm)	Antenna	Verdict
1	1392.300	38.17	-17.23	74.0	-35.83	Peak	337.00	150	Vertical	Pass
1**	1392.300	28.40	-17.23	54.0	-25.60	AV	337.00	150	Vertical	Pass
2	4251.500	46.77	-5.05	74.0	-27.23	Peak	360.00	150	Vertical	Pass
2**	4251.500	36.55	-5.05	54.0	-17.45	AV	360.00	150	Vertical	Pass
3	5228.000	95.03	-3.63	--	--	Peak	179.00	150	Vertical	N/A
3**	5228.000	87.67	-3.63	--	--	AV	179.00	150	Vertical	N/A
4	7705.500	52.84	1.86	74.0	-21.16	Peak	289.00	150	Vertical	Pass
4**	7705.500	43.24	1.86	54.0	-10.76	AV	289.00	150	Vertical	Pass
5	12421.537	49.36	-2.59	74.0	-24.64	Peak	252.00	150	Vertical	Pass
5**	12421.537	40.16	-2.59	54.0	-13.84	AV	252.00	150	Vertical	Pass
6	15711.526	50.81	-0.14	74.0	-23.19	Peak	0.00	150	Vertical	Pass
6**	15711.526	41.61	-0.14	54.0	-12.39	AV	0.00	150	Vertical	Pass

11ac20, U-NII-1, 1 GHz to 18 GHz, Low Channel, ANT H

No.	Frequency (MHz)	Results (dBuV/m)	Factor (dB)	Limit (dBuV/m)	Over Limit (dB)	Detector	Table (Degree)	Height (cm)	Antenna	Verdict
1	1321.700	37.53	-17.29	74.0	-36.47	Peak	0.00	150	Horizontal	Pass
1**	1321.700	27.62	-17.29	54.0	-26.38	AV	0.00	150	Horizontal	Pass
2	4268.250	46.59	-4.71	74.0	-27.41	Peak	348.00	150	Horizontal	Pass
2**	4268.250	37.98	-4.71	54.0	-16.02	AV	348.00	150	Horizontal	Pass
3	5182.500	109.78	-2.10	--	--	Peak	152.00	150	Horizontal	N/A
3**	5182.500	102.92	-2.10	--	--	AV	152.00	150	Horizontal	N/A
4	7507.750	52.13	0.31	74.0	-21.87	Peak	144.00	150	Horizontal	Pass
4**	7507.750	43.78	0.31	54.0	-10.22	AV	144.00	150	Horizontal	Pass
5	12348.151	49.33	-2.81	74.0	-24.67	Peak	113.00	150	Horizontal	Pass
5**	12348.151	38.41	-2.81	54.0	-15.59	AV	113.00	150	Horizontal	Pass
6	15959.588	51.03	-0.22	74.0	-22.97	Peak	124.00	150	Horizontal	Pass
6**	15959.588	40.55	-0.22	54.0	-13.45	AV	124.00	150	Horizontal	Pass

11ac20, U-NII-1, 1 GHz to 18 GHz, Low Channel, ANT V

No.	Frequency (MHz)	Results (dBuV/m)	Factor (dB)	Limit (dBuV/m)	Over Limit (dB)	Detector	Table (Degree)	Height (cm)	Antenna	Verdict
1	1408.800	37.37	-17.40	74.0	-36.63	Peak	28.00	150	Vertical	Pass
1**	1408.800	28.42	-17.40	54.0	-25.58	AV	28.00	150	Vertical	Pass
2	4178.250	46.21	-5.18	74.0	-27.79	Peak	64.00	150	Vertical	Pass
2**	4178.250	36.86	-5.18	54.0	-17.14	AV	64.00	150	Vertical	Pass
3	5179.250	98.09	-2.24	--	--	Peak	172.00	150	Vertical	N/A
3**	5179.250	90.87	-2.24	--	--	AV	172.00	150	Vertical	N/A
4	7495.250	51.95	-0.37	74.0	-22.05	Peak	206.00	150	Vertical	Pass
4**	7495.250	42.99	-0.37	54.0	-11.01	AV	206.00	150	Vertical	Pass
5	12451.463	49.21	-2.16	74.0	-24.79	Peak	147.00	150	Vertical	Pass
5**	12451.463	40.03	-2.16	54.0	-13.97	AV	147.00	150	Vertical	Pass
6	15717.562	50.89	-0.27	74.0	-23.11	Peak	12.00	150	Vertical	Pass
6**	15717.562	41.81	-0.27	54.0	-12.19	AV	12.00	150	Vertical	Pass

11ac20, U-NII-1, 1 GHz to 18 GHz, Middle Channel, ANT H

No.	Frequency (MHz)	Results (dBuV/m)	Factor (dB)	Limit (dBuV/m)	Over Limit (dB)	Detector	Table (Degree)	Height (cm)	Antenna	Verdict
1	1365.300	37.01	-17.58	74.0	-36.99	Peak	334.00	150	Horizontal	Pass
1**	1365.300	27.70	-17.58	54.0	-26.30	AV	334.00	150	Horizontal	Pass
2	4286.500	46.22	-4.57	74.0	-27.78	Peak	248.00	150	Horizontal	Pass
2**	4286.500	37.36	-4.57	54.0	-16.64	AV	248.00	150	Horizontal	Pass
3	5217.750	109.30	-3.47	--	--	Peak	147.00	150	Horizontal	N/A
3**	5217.750	102.10	-3.47	--	--	AV	147.00	150	Horizontal	N/A
4	7657.000	52.95	-0.11	74.0	-21.05	Peak	20.00	150	Horizontal	Pass
4**	7657.000	42.10	-0.11	54.0	-11.90	AV	20.00	150	Horizontal	Pass
5	12050.088	49.51	-3.32	74.0	-24.49	Peak	91.00	150	Horizontal	Pass
5**	12050.088	39.85	-3.32	54.0	-14.15	AV	91.00	150	Horizontal	Pass
6	15681.338	50.64	-0.43	74.0	-23.36	Peak	308.00	150	Horizontal	Pass
6**	15681.338	40.39	-0.43	54.0	-13.61	AV	308.00	150	Horizontal	Pass

11ac20, U-NII-1, 1 GHz to 18 GHz, Middle Channel, ANT V

No.	Frequency (MHz)	Results (dBuV/m)	Factor (dB)	Limit (dBuV/m)	Over Limit (dB)	Detector	Table (Degree)	Height (cm)	Antenna	Verdict
1	1406.500	38.16	-17.43	74.0	-35.84	Peak	154.00	150	Vertical	Pass
1**	1406.500	28.61	-17.43	54.0	-25.39	AV	154.00	150	Vertical	Pass
2	4235.000	46.61	-5.08	74.0	-27.39	Peak	360.00	150	Vertical	Pass
2**	4235.000	37.49	-5.08	54.0	-16.51	AV	360.00	150	Vertical	Pass
3	5220.750	98.17	-3.39	--	--	Peak	194.00	150	Vertical	N/A
3**	5220.750	90.55	-3.39	--	--	AV	194.00	150	Vertical	N/A
4	7456.000	52.30	1.15	74.0	-21.70	Peak	255.00	150	Vertical	Pass
4**	7456.000	44.16	1.15	54.0	-9.84	AV	255.00	150	Vertical	Pass
5	11542.075	48.95	-4.37	74.0	-25.05	Peak	286.00	150	Vertical	Pass
5**	11542.075	38.36	-4.37	54.0	-15.64	AV	286.00	150	Vertical	Pass
6	15694.987	51.50	-0.04	74.0	-22.50	Peak	360.00	150	Vertical	Pass
6**	15694.987	41.43	-0.04	54.0	-12.57	AV	360.00	150	Vertical	Pass

11ac20, U-NII-1, 1 GHz to 18 GHz, High Channel, ANT H

No.	Frequency (MHz)	Results (dBuV/m)	Factor (dB)	Limit (dBuV/m)	Over Limit (dB)	Detector	Table (Degree)	Height (cm)	Antenna	Verdict
1	1369.000	36.86	-17.60	74.0	-37.14	Peak	36.00	150	Horizontal	Pass
1**	1369.000	28.20	-17.60	54.0	-25.80	AV	36.00	150	Horizontal	Pass
2	4012.000	45.84	-5.61	74.0	-28.16	Peak	0.00	150	Horizontal	Pass
2**	4012.000	36.22	-5.61	54.0	-17.78	AV	0.00	150	Horizontal	Pass
3	5237.750	110.55	-3.24	--	--	Peak	147.00	150	Horizontal	N/A
3**	5237.750	102.19	-3.24	--	--	AV	147.00	150	Horizontal	N/A
4	7507.500	52.84	0.27	74.0	-21.16	Peak	323.00	150	Horizontal	Pass
4**	7507.500	44.23	0.27	54.0	-9.77	AV	323.00	150	Horizontal	Pass
5	12542.900	49.59	-2.18	74.0	-24.41	Peak	29.00	150	Horizontal	Pass
5**	12542.900	39.14	-2.18	54.0	-14.86	AV	29.00	150	Horizontal	Pass
6	16029.150	51.46	-0.12	74.0	-22.54	Peak	234.00	150	Horizontal	Pass
6**	16029.150	43.03	-0.12	54.0	-10.97	AV	234.00	150	Horizontal	Pass

11ac20, U-NII-1, 1 GHz to 18 GHz, High Channel, ANT V

No.	Frequency (MHz)	Results (dBuV/m)	Factor (dB)	Limit (dBuV/m)	Over Limit (dB)	Detector	Table (Degree)	Height (cm)	Antenna	Verdict
1	1553.400	37.28	-17.90	74.0	-36.72	Peak	1.00	150	Vertical	Pass
1**	1553.400	26.75	-17.90	54.0	-27.25	AV	1.00	150	Vertical	Pass
2	4017.250	46.24	-5.86	74.0	-27.76	Peak	145.00	150	Vertical	Pass
2**	4017.250	35.91	-5.86	54.0	-18.09	AV	145.00	150	Vertical	Pass
3	5238.500	97.75	-3.22	--	--	Peak	204.00	150	Vertical	N/A
3**	5238.500	90.74	-3.22	--	--	AV	204.00	150	Vertical	N/A
4	7567.750	52.37	-0.03	74.0	-21.63	Peak	170.00	150	Vertical	Pass
4**	7567.750	42.62	-0.03	54.0	-11.38	AV	170.00	150	Vertical	Pass
5	12275.951	49.42	-2.67	74.0	-24.58	Peak	123.00	150	Vertical	Pass
5**	12275.951	39.30	-2.67	54.0	-14.70	AV	123.00	150	Vertical	Pass
6	15940.688	51.08	-0.41	74.0	-22.92	Peak	96.00	150	Vertical	Pass
6**	15940.688	42.09	-0.41	54.0	-11.91	AV	96.00	150	Vertical	Pass

11ac40, U-NII-1, 1 GHz to 18 GHz, Low Channel, ANT H

No.	Frequency (MHz)	Results (dBuV/m)	Factor (dB)	Limit (dBuV/m)	Over Limit (dB)	Detector	Table (Degree)	Height (cm)	Antenna	Verdict
1	1486.500	37.83	-17.31	74.0	-36.17	Peak	223.00	150	Horizontal	Pass
1**	1486.500	27.87	-17.31	54.0	-26.13	AV	223.00	150	Horizontal	Pass
2	4257.500	46.33	-4.68	74.0	-27.67	Peak	360.00	150	Horizontal	Pass
2**	4257.500	37.39	-4.68	54.0	-16.61	AV	360.00	150	Horizontal	Pass
3	5187.250	108.91	-2.46	--	--	Peak	154.00	150	Horizontal	N/A
3**	5187.250	101.32	-2.46	--	--	AV	154.00	150	Horizontal	N/A
4	7502.500	53.02	-0.45	74.0	-20.98	Peak	272.00	150	Horizontal	Pass
4**	7502.500	42.79	-0.45	54.0	-11.21	AV	272.00	150	Horizontal	Pass
5	11216.938	49.60	-4.11	74.0	-24.40	Peak	360.00	150	Horizontal	Pass
5**	11216.938	39.51	-4.11	54.0	-14.49	AV	360.00	150	Horizontal	Pass
6	15535.912	50.62	-0.61	74.0	-23.38	Peak	0.00	150	Horizontal	Pass
6**	15535.912	41.60	-0.61	54.0	-12.40	AV	0.00	150	Horizontal	Pass

11ac40, U-NII-1, 1 GHz to 18 GHz, Low Channel, ANT V

No.	Frequency (MHz)	Results (dBuV/m)	Factor (dB)	Limit (dBuV/m)	Over Limit (dB)	Detector	Table (Degree)	Height (cm)	Antenna	Verdict
1	1473.600	37.31	-17.40	74.0	-36.69	Peak	346.00	150	Vertical	Pass
1**	1473.600	28.27	-17.40	54.0	-25.73	AV	346.00	150	Vertical	Pass
2	4233.500	46.88	-5.11	74.0	-27.12	Peak	349.00	150	Vertical	Pass
2**	4233.500	37.10	-5.11	54.0	-16.90	AV	349.00	150	Vertical	Pass
3	5186.250	98.19	-2.40	--	--	Peak	214.00	150	Vertical	N/A
3**	5186.250	88.69	-2.40	--	--	AV	214.00	150	Vertical	N/A
4	7457.750	52.30	1.14	74.0	-21.70	Peak	155.00	150	Vertical	Pass
4**	7457.750	43.33	1.14	54.0	-10.67	AV	155.00	150	Vertical	Pass
5	11631.612	48.59	-4.35	74.0	-25.41	Peak	324.00	150	Vertical	Pass
5**	11631.612	38.76	-4.35	54.0	-15.24	AV	324.00	150	Vertical	Pass
6	15708.900	51.04	-0.08	74.0	-22.96	Peak	92.00	150	Vertical	Pass
6**	15708.900	41.86	-0.08	54.0	-12.14	AV	92.00	150	Vertical	Pass

11ac40, U-NII-1, 1 GHz to 18 GHz, High Channel, ANT H

No.	Frequency (MHz)	Results (dBuV/m)	Factor (dB)	Limit (dBuV/m)	Over Limit (dB)	Detector	Table (Degree)	Height (cm)	Antenna	Verdict
1	1224.300	37.61	-17.92	74.0	-36.39	Peak	109.00	150	Horizontal	Pass
1**	1224.300	27.31	-17.92	54.0	-26.69	AV	109.00	150	Horizontal	Pass
2	4096.750	46.59	-5.96	74.0	-27.41	Peak	93.00	150	Horizontal	Pass
2**	4096.750	36.16	-5.96	54.0	-17.84	AV	93.00	150	Horizontal	Pass
3	5231.750	108.13	-3.37	--	--	Peak	145.00	150	Horizontal	N/A
3**	5231.750	100.63	-3.37	--	--	AV	145.00	150	Horizontal	N/A
4	7462.250	52.32	1.10	74.0	-21.68	Peak	101.00	150	Horizontal	Pass
4**	7462.250	44.11	1.10	54.0	-9.89	AV	101.00	150	Horizontal	Pass
5	12419.875	48.90	-2.61	74.0	-25.10	Peak	241.00	150	Horizontal	Pass
5**	12419.875	39.55	-2.61	54.0	-14.45	AV	241.00	150	Horizontal	Pass
6	15708.375	50.54	-0.07	74.0	-23.46	Peak	268.00	150	Horizontal	Pass
6**	15708.375	42.72	-0.07	54.0	-11.28	AV	268.00	150	Horizontal	Pass

11ac40, U-NII-1, 1 GHz to 18 GHz, High Channel, ANT V

No.	Frequency (MHz)	Results (dBuV/m)	Factor (dB)	Limit (dBuV/m)	Over Limit (dB)	Detector	Table (Degree)	Height (cm)	Antenna	Verdict
1	1481.500	37.27	-17.27	74.0	-36.73	Peak	360.00	150	Vertical	Pass
1**	1481.500	28.08	-17.27	54.0	-25.92	AV	360.00	150	Vertical	Pass
2	4236.250	46.69	-5.11	74.0	-27.31	Peak	305.00	150	Vertical	Pass
2**	4236.250	37.55	-5.11	54.0	-16.45	AV	305.00	150	Vertical	Pass
3	5228.250	95.95	-3.63	--	--	Peak	221.00	150	Vertical	N/A
3**	5228.250	88.75	-3.63	--	--	AV	221.00	150	Vertical	N/A
4	7497.250	53.14	-0.37	74.0	-20.86	Peak	297.00	150	Vertical	Pass
4**	7497.250	42.60	-0.37	54.0	-11.40	AV	297.00	150	Vertical	Pass
5	12326.062	49.38	-2.64	74.0	-24.62	Peak	170.00	150	Vertical	Pass
5**	12326.062	38.90	-2.64	54.0	-15.10	AV	170.00	150	Vertical	Pass
6	15704.963	50.32	-0.00	74.0	-23.68	Peak	268.00	150	Vertical	Pass
6**	15704.963	42.78	-0.00	54.0	-11.22	AV	268.00	150	Vertical	Pass

11ac80, U-NII-1, 1 GHz to 18 GHz, Middle Channel, ANT H

No.	Frequency (MHz)	Results (dBuV/m)	Factor (dB)	Limit (dBuV/m)	Over Limit (dB)	Detector	Table (Degree)	Height (cm)	Antenna	Verdict
1	1368.500	38.11	-17.62	74.0	-35.89	Peak	319.00	150	Horizontal	Pass
1**	1368.500	27.46	-17.62	54.0	-26.54	AV	319.00	150	Horizontal	Pass
2	3937.000	46.24	-5.76	74.0	-27.76	Peak	35.00	150	Horizontal	Pass
2**	3937.000	36.81	-5.76	54.0	-17.19	AV	35.00	150	Horizontal	Pass
3	5223.250	105.25	-3.50	--	--	Peak	145.00	150	Horizontal	N/A
3**	5223.250	96.63	-3.50	--	--	AV	145.00	150	Horizontal	N/A
4	7472.750	51.80	0.69	74.0	-22.20	Peak	331.00	150	Horizontal	Pass
4**	7472.750	43.33	0.69	54.0	-10.67	AV	331.00	150	Horizontal	Pass
5	11424.987	48.74	-4.04	74.0	-25.26	Peak	170.00	150	Horizontal	Pass
5**	11424.987	38.97	-4.04	54.0	-15.03	AV	170.00	150	Horizontal	Pass
6	15708.112	51.37	-0.07	74.0	-22.63	Peak	0.00	150	Horizontal	Pass
6**	15708.112	43.05	-0.07	54.0	-10.95	AV	0.00	150	Horizontal	Pass

11ac80, U-NII-1, 1 GHz to 18 GHz, Middle Channel, ANT V

No.	Frequency (MHz)	Results (dBuV/m)	Factor (dB)	Limit (dBuV/m)	Over Limit (dB)	Detector	Table (Degree)	Height (cm)	Antenna	Verdict
1	1316.400	38.04	-17.28	74.0	-35.96	Peak	149.00	150	Vertical	Pass
1**	1316.400	28.89	-17.28	54.0	-25.11	AV	149.00	150	Vertical	Pass
2	4287.250	46.83	-4.52	74.0	-27.17	Peak	187.00	150	Vertical	Pass
2**	4287.250	37.15	-4.52	54.0	-16.85	AV	187.00	150	Vertical	Pass
3	5205.000	92.76	-3.50	--	--	Peak	213.00	150	Vertical	N/A
3**	5205.000	85.39	-3.50	--	--	AV	213.00	150	Vertical	N/A
4	7466.000	52.19	0.83	74.0	-21.81	Peak	358.00	150	Vertical	Pass
4**	7466.000	43.29	0.83	54.0	-10.71	AV	358.00	150	Vertical	Pass
5	12300.412	49.08	-2.44	74.0	-24.92	Peak	288.00	150	Vertical	Pass
5**	12300.412	40.37	-2.44	54.0	-13.63	AV	288.00	150	Vertical	Pass
6	15942.787	50.63	-0.37	74.0	-23.37	Peak	294.00	150	Vertical	Pass
6**	15942.787	41.31	-0.37	54.0	-12.69	AV	294.00	150	Vertical	Pass

11a, U-NII-2A, 1 GHz to 18 GHz, Low Channel, ANT H

No.	Frequency (MHz)	Results (dBuV/m)	Factor (dB)	Limit (dBuV/m)	Over Limit (dB)	Detector	Table (Degree)	Height (cm)	Antenna	Verdict
1	1344.500	37.64	-17.54	74.0	-36.36	Peak	189.00	150	Horizontal	Pass
1**	1344.500	28.04	-17.54	54.0	-25.96	AV	189.00	150	Horizontal	Pass
2	4159.250	45.87	-5.99	74.0	-28.13	Peak	314.00	150	Horizontal	Pass
2**	4159.250	36.10	-5.99	54.0	-17.90	AV	314.00	150	Horizontal	Pass
3	5261.250	110.59	-3.79	--	--	Peak	152.00	150	Horizontal	N/A
3**	5261.250	102.92	-3.79	--	--	AV	152.00	150	Horizontal	N/A
4	7471.500	52.09	0.79	74.0	-21.91	Peak	323.00	150	Horizontal	Pass
4**	7471.500	44.37	0.79	54.0	-9.63	AV	323.00	150	Horizontal	Pass
5	12037.737	49.14	-3.39	74.0	-24.86	Peak	31.00	150	Horizontal	Pass
5**	12037.737	39.58	-3.39	54.0	-14.42	AV	31.00	150	Horizontal	Pass
6	15694.725	50.56	-0.05	74.0	-23.44	Peak	194.00	150	Horizontal	Pass
6**	15694.725	41.88	-0.05	54.0	-12.12	AV	194.00	150	Horizontal	Pass

11a, U-NII-2A, 1 GHz to 18 GHz, Low Channel, ANT V

No.	Frequency (MHz)	Results (dBuV/m)	Factor (dB)	Limit (dBuV/m)	Over Limit (dB)	Detector	Table (Degree)	Height (cm)	Antenna	Verdict
1	1469.000	37.30	-17.45	74.0	-36.70	Peak	268.00	150	Vertical	Pass
1**	1469.000	27.97	-17.45	54.0	-26.03	AV	268.00	150	Vertical	Pass
2	3909.750	45.35	-6.48	74.0	-28.65	Peak	147.00	150	Vertical	Pass
2**	3909.750	35.60	-6.48	54.0	-18.40	AV	147.00	150	Vertical	Pass
3	5261.500	98.75	-3.81	--	--	Peak	164.00	150	Vertical	N/A
3**	5261.500	91.75	-3.81	--	--	AV	164.00	150	Vertical	N/A
4	7518.750	52.46	0.87	74.0	-21.54	Peak	360.00	150	Vertical	Pass
4**	7518.750	42.98	0.87	54.0	-11.02	AV	360.00	150	Vertical	Pass
5	12439.113	49.42	-2.32	74.0	-24.58	Peak	308.00	150	Vertical	Pass
5**	12439.113	40.10	-2.32	54.0	-13.90	AV	308.00	150	Vertical	Pass
6	15709.688	51.30	-0.10	74.0	-22.70	Peak	12.00	150	Vertical	Pass
6**	15709.688	41.64	-0.10	54.0	-12.36	AV	12.00	150	Vertical	Pass

11a, U-NII-2A, 1 GHz to 18 GHz, Middle Channel, ANT H

No.	Frequency (MHz)	Results (dBuV/m)	Factor (dB)	Limit (dBuV/m)	Over Limit (dB)	Detector	Table (Degree)	Height (cm)	Antenna	Verdict
1	1340.800	37.13	-17.50	74.0	-36.87	Peak	1.00	150	Horizontal	Pass
1**	1340.800	27.22	-17.50	54.0	-26.78	AV	1.00	150	Horizontal	Pass
2	3952.750	45.66	-6.49	74.0	-28.34	Peak	348.00	150	Horizontal	Pass
2**	3952.750	36.08	-6.49	54.0	-17.92	AV	348.00	150	Horizontal	Pass
3	5301.500	110.31	-3.66	--	--	Peak	160.00	150	Horizontal	N/A
3**	5301.500	102.49	-3.66	--	--	AV	160.00	150	Horizontal	N/A
4	7461.500	52.15	1.12	74.0	-21.85	Peak	245.00	150	Horizontal	Pass
4**	7461.500	43.29	1.12	54.0	-10.71	AV	245.00	150	Horizontal	Pass
5	12428.188	48.99	-2.48	74.0	-25.01	Peak	19.00	150	Horizontal	Pass
5**	12428.188	40.47	-2.48	54.0	-13.53	AV	19.00	150	Horizontal	Pass
6	15702.600	50.44	0.05	74.0	-23.56	Peak	110.00	150	Horizontal	Pass
6**	15702.600	42.23	0.05	54.0	-11.77	AV	110.00	150	Horizontal	Pass

11a, U-NII-2A, 1 GHz to 18 GHz, Middle Channel, ANT V

No.	Frequency (MHz)	Results (dBuV/m)	Factor (dB)	Limit (dBuV/m)	Over Limit (dB)	Detector	Table (Degree)	Height (cm)	Antenna	Verdict
1	1338.900	37.64	-17.42	74.0	-36.36	Peak	65.00	150	Vertical	Pass
1**	1338.900	27.76	-17.42	54.0	-26.24	AV	65.00	150	Vertical	Pass
2	4178.250	46.16	-5.18	74.0	-27.84	Peak	50.00	150	Vertical	Pass
2**	4178.250	37.38	-5.18	54.0	-16.62	AV	50.00	150	Vertical	Pass
3	5298.750	99.06	-3.58	--	--	Peak	202.00	150	Vertical	N/A
3**	5298.750	91.81	-3.58	--	--	AV	202.00	150	Vertical	N/A
4	7509.750	53.50	0.56	74.0	-20.50	Peak	0.00	150	Vertical	Pass
4**	7509.750	43.40	0.56	54.0	-10.60	AV	0.00	150	Vertical	Pass
5	11811.875	48.83	-3.46	74.0	-25.17	Peak	353.00	150	Vertical	Pass
5**	11811.875	39.26	-3.46	54.0	-14.74	AV	353.00	150	Vertical	Pass
6	15700.237	51.90	0.10	74.0	-22.10	Peak	106.00	150	Vertical	Pass
6**	15700.237	41.76	0.10	54.0	-12.24	AV	106.00	150	Vertical	Pass

11a, U-NII-2A, 1 GHz to 18 GHz, High Channel, ANT H

No.	Frequency (MHz)	Results (dBuV/m)	Factor (dB)	Limit (dBuV/m)	Over Limit (dB)	Detector	Table (Degree)	Height (cm)	Antenna	Verdict
1	1555.600	38.21	-17.99	74.0	-35.79	Peak	268.00	150	Horizontal	Pass
1**	1555.600	27.54	-17.99	54.0	-26.46	AV	268.00	150	Horizontal	Pass
2	4090.250	46.26	-6.01	74.0	-27.74	Peak	123.00	150	Horizontal	Pass
2**	4090.250	36.18	-6.01	54.0	-17.82	AV	123.00	150	Horizontal	Pass
3	5322.750	110.43	-3.34	--	--	Peak	155.00	150	Horizontal	N/A
3**	5322.750	103.21	-3.34	--	--	AV	155.00	150	Horizontal	N/A
4	7467.000	51.80	0.89	74.0	-22.20	Peak	22.00	150	Horizontal	Pass
4**	7467.000	43.39	0.89	54.0	-10.61	AV	22.00	150	Horizontal	Pass
5	11309.563	49.07	-4.10	74.0	-24.93	Peak	343.00	150	Horizontal	Pass
5**	11309.563	39.48	-4.10	54.0	-14.52	AV	343.00	150	Horizontal	Pass
6	15777.412	50.78	-0.82	74.0	-23.22	Peak	222.00	150	Horizontal	Pass
6**	15777.412	41.70	-0.82	54.0	-12.30	AV	222.00	150	Horizontal	Pass

11a, U-NII-2A, 1 GHz to 18 GHz, High Channel, ANT V

No.	Frequency (MHz)	Results (dBuV/m)	Factor (dB)	Limit (dBuV/m)	Over Limit (dB)	Detector	Table (Degree)	Height (cm)	Antenna	Verdict
1	1489.700	37.13	-17.35	74.0	-36.87	Peak	159.00	150	Vertical	Pass
1**	1489.700	28.20	-17.35	54.0	-25.80	AV	159.00	150	Vertical	Pass
2	4248.500	46.33	-5.23	74.0	-27.67	Peak	21.00	150	Vertical	Pass
2**	4248.500	37.38	-5.23	54.0	-16.62	AV	21.00	150	Vertical	Pass
3	5317.500	99.16	-3.38	--	--	Peak	222.00	150	Vertical	N/A
3**	5317.500	92.42	-3.38	--	--	AV	222.00	150	Vertical	N/A
4	7440.250	51.98	0.31	74.0	-22.02	Peak	97.00	150	Vertical	Pass
4**	7440.250	42.24	0.31	54.0	-11.76	AV	97.00	150	Vertical	Pass
5	11679.588	48.80	-4.31	74.0	-25.20	Peak	90.00	150	Vertical	Pass
5**	11679.588	38.44	-4.31	54.0	-15.56	AV	90.00	150	Vertical	Pass
6	15696.300	50.99	-0.00	74.0	-23.01	Peak	294.00	150	Vertical	Pass
6**	15696.300	41.12	-0.00	54.0	-12.88	AV	294.00	150	Vertical	Pass

11n20, U-NII-2A, 1 GHz to 18 GHz, Low Channel, ANT H

No.	Frequency (MHz)	Results (dBuV/m)	Factor (dB)	Limit (dBuV/m)	Over Limit (dB)	Detector	Table (Degree)	Height (cm)	Antenna	Verdict
1	1358.400	36.86	-17.66	74.0	-37.14	Peak	263.00	150	Horizontal	Pass
1**	1358.400	27.68	-17.66	54.0	-26.32	AV	263.00	150	Horizontal	Pass
2	4250.500	46.22	-5.01	74.0	-27.78	Peak	55.00	150	Horizontal	Pass
2**	4250.500	37.05	-5.01	54.0	-16.95	AV	55.00	150	Horizontal	Pass
3	5260.250	109.75	-3.69	--	--	Peak	138.00	150	Horizontal	N/A
3**	5260.250	101.65	-3.69	--	--	AV	138.00	150	Horizontal	N/A
4	7453.750	52.05	1.09	74.0	-21.95	Peak	324.00	150	Horizontal	Pass
4**	7453.750	42.99	1.09	54.0	-11.01	AV	324.00	150	Horizontal	Pass
5	10956.637	48.94	-4.86	74.0	-25.06	Peak	333.00	150	Horizontal	Pass
5**	10956.637	38.41	-4.86	54.0	-15.59	AV	333.00	150	Horizontal	Pass
6	15830.963	50.87	-0.75	74.0	-23.13	Peak	210.00	150	Horizontal	Pass
6**	15830.963	40.97	-0.75	54.0	-13.03	AV	210.00	150	Horizontal	Pass

11n20, U-NII-2A, 1 GHz to 18 GHz, Low Channel, ANT V

No.	Frequency (MHz)	Results (dBuV/m)	Factor (dB)	Limit (dBuV/m)	Over Limit (dB)	Detector	Table (Degree)	Height (cm)	Antenna	Verdict
1	1584.000	37.23	-17.41	74.0	-36.77	Peak	171.00	150	Vertical	Pass
1**	1584.000	28.19	-17.41	54.0	-25.81	AV	171.00	150	Vertical	Pass
2	4553.000	48.09	-4.34	74.0	-25.91	Peak	197.00	150	Vertical	Pass
2**	4553.000	38.25	-4.34	54.0	-15.75	AV	197.00	150	Vertical	Pass
3	5261.250	97.65	-3.79	--	--	Peak	164.00	150	Vertical	N/A
3**	5261.250	89.89	-3.79	--	--	AV	164.00	150	Vertical	N/A
4	7464.500	52.03	0.86	74.0	-21.97	Peak	121.00	150	Vertical	Pass
4**	7464.500	43.06	0.86	54.0	-10.94	AV	121.00	150	Vertical	Pass
5	11295.549	48.95	-4.03	74.0	-25.05	Peak	111.00	150	Vertical	Pass
5**	11295.549	39.80	-4.03	54.0	-14.20	AV	111.00	150	Vertical	Pass
6	15449.287	51.18	-0.14	74.0	-22.82	Peak	240.00	150	Vertical	Pass
6**	15449.287	41.36	-0.14	54.0	-12.64	AV	240.00	150	Vertical	Pass

11n20, U-NII-2A, 1 GHz to 18 GHz, Middle Channel, ANT H

No.	Frequency (MHz)	Results (dBuV/m)	Factor (dB)	Limit (dBuV/m)	Over Limit (dB)	Detector	Table (Degree)	Height (cm)	Antenna	Verdict
1	1359.300	37.37	-17.68	74.0	-36.63	Peak	270.00	150	Horizontal	Pass
1**	1359.300	28.05	-17.68	54.0	-25.95	AV	270.00	150	Horizontal	Pass
2	4243.750	46.71	-5.41	74.0	-27.29	Peak	240.00	150	Horizontal	Pass
2**	4243.750	36.95	-5.41	54.0	-17.05	AV	240.00	150	Horizontal	Pass
3	5301.000	109.81	-3.66	--	--	Peak	164.00	150	Horizontal	N/A
3**	5301.000	102.40	-3.66	--	--	AV	164.00	150	Horizontal	N/A
4	7459.000	53.01	1.15	74.0	-20.99	Peak	37.00	150	Horizontal	Pass
4**	7459.000	43.57	1.15	54.0	-10.43	AV	37.00	150	Horizontal	Pass
5	11308.375	48.55	-4.09	74.0	-25.45	Peak	147.00	150	Horizontal	Pass
5**	11308.375	39.39	-4.09	54.0	-14.61	AV	147.00	150	Horizontal	Pass
6	15452.963	50.27	-0.17	74.0	-23.73	Peak	351.00	150	Horizontal	Pass
6**	15452.963	40.45	-0.17	54.0	-13.55	AV	351.00	150	Horizontal	Pass

11n20, U-NII-2A, 1 GHz to 18 GHz, Middle Channel, ANT V

No.	Frequency (MHz)	Results (dBuV/m)	Factor (dB)	Limit (dBuV/m)	Over Limit (dB)	Detector	Table (Degree)	Height (cm)	Antenna	Verdict
1	1320.400	38.49	-17.29	74.0	-35.51	Peak	93.00	150	Vertical	Pass
1**	1320.400	28.11	-17.29	54.0	-25.89	AV	93.00	150	Vertical	Pass
2	4284.000	47.33	-4.76	74.0	-26.67	Peak	324.00	150	Vertical	Pass
2**	4284.000	37.05	-4.76	54.0	-16.95	AV	324.00	150	Vertical	Pass
3	5299.000	97.41	-3.60	--	--	Peak	174.00	150	Vertical	N/A
3**	5299.000	91.22	-3.60	--	--	AV	174.00	150	Vertical	N/A
4	7462.000	52.23	1.11	74.0	-21.77	Peak	316.00	150	Vertical	Pass
4**	7462.000	43.04	1.11	54.0	-10.96	AV	316.00	150	Vertical	Pass
5	12429.138	48.99	-2.47	74.0	-25.01	Peak	135.00	150	Vertical	Pass
5**	12429.138	41.15	-2.47	54.0	-12.85	AV	135.00	150	Vertical	Pass
6	15449.287	50.36	-0.14	74.0	-23.64	Peak	354.00	150	Vertical	Pass
6**	15449.287	40.24	-0.14	54.0	-13.76	AV	354.00	150	Vertical	Pass

11n20, U-NII-2A, 1 GHz to 18 GHz, High Channel, ANT H

No.	Frequency (MHz)	Results (dBuV/m)	Factor (dB)	Limit (dBuV/m)	Over Limit (dB)	Detector	Table (Degree)	Height (cm)	Antenna	Verdict
1	1510.900	37.12	-17.36	74.0	-36.88	Peak	83.00	150	Horizontal	Pass
1**	1510.900	27.99	-17.36	54.0	-26.01	AV	83.00	150	Horizontal	Pass
2	4269.000	47.08	-4.79	74.0	-26.92	Peak	263.00	150	Horizontal	Pass
2**	4269.000	37.15	-4.79	54.0	-16.85	AV	263.00	150	Horizontal	Pass
3	5318.250	110.23	-3.48	--	--	Peak	146.00	150	Horizontal	N/A
3**	5318.250	102.68	-3.48	--	--	AV	146.00	150	Horizontal	N/A
4	7447.500	51.95	0.44	74.0	-22.05	Peak	130.00	150	Horizontal	Pass
4**	7447.500	43.17	0.44	54.0	-10.83	AV	130.00	150	Horizontal	Pass
5	12443.388	49.36	-2.25	74.0	-24.64	Peak	297.00	150	Horizontal	Pass
5**	12443.388	40.35	-2.25	54.0	-13.65	AV	297.00	150	Horizontal	Pass
6	15693.674	50.77	-0.08	74.0	-23.23	Peak	324.00	150	Horizontal	Pass
6**	15693.674	42.06	-0.08	54.0	-11.94	AV	324.00	150	Horizontal	Pass

11n20, U-NII-2A, 1 GHz to 18 GHz, High Channel, ANT V

No.	Frequency (MHz)	Results (dBuV/m)	Factor (dB)	Limit (dBuV/m)	Over Limit (dB)	Detector	Table (Degree)	Height (cm)	Antenna	Verdict
1	1497.700	37.41	-17.29	74.0	-36.59	Peak	41.00	150	Vertical	Pass
1**	1497.700	28.22	-17.29	54.0	-25.78	AV	41.00	150	Vertical	Pass
2	3959.250	45.68	-6.50	74.0	-28.32	Peak	223.00	150	Vertical	Pass
2**	3959.250	35.77	-6.50	54.0	-18.23	AV	223.00	150	Vertical	Pass
3	5321.000	98.94	-3.39	--	--	Peak	181.00	150	Vertical	N/A
3**	5321.000	91.52	-3.39	--	--	AV	181.00	150	Vertical	N/A
4	7455.750	52.21	1.15	74.0	-21.79	Peak	13.00	150	Vertical	Pass
4**	7455.750	43.07	1.15	54.0	-10.93	AV	13.00	150	Vertical	Pass
5	11420.951	49.11	-4.07	74.0	-24.89	Peak	333.00	150	Vertical	Pass
5**	11420.951	39.07	-4.07	54.0	-14.93	AV	333.00	150	Vertical	Pass
6	15449.813	51.10	-0.13	74.0	-22.90	Peak	307.00	150	Vertical	Pass
6**	15449.813	41.18	-0.13	54.0	-12.82	AV	307.00	150	Vertical	Pass

11n40, U-NII-2A, 1 GHz to 18 GHz, Low Channel, ANT H

No.	Frequency (MHz)	Results (dBuV/m)	Factor (dB)	Limit (dBuV/m)	Over Limit (dB)	Detector	Table (Degree)	Height (cm)	Antenna	Verdict
1	1387.800	38.37	-17.38	74.0	-35.63	Peak	36.00	150	Horizontal	Pass
1**	1387.800	28.92	-17.38	54.0	-25.08	AV	36.00	150	Horizontal	Pass
2	4259.500	46.02	-4.51	74.0	-27.98	Peak	290.00	150	Horizontal	Pass
2**	4259.500	38.31	-4.51	54.0	-15.69	AV	290.00	150	Horizontal	Pass
3	5267.750	108.87	-3.58	--	--	Peak	154.00	150	Horizontal	N/A
3**	5267.750	100.87	-3.58	--	--	AV	154.00	150	Horizontal	N/A
4	7493.500	52.78	-0.33	74.0	-21.22	Peak	316.00	150	Horizontal	Pass
4**	7493.500	43.35	-0.33	54.0	-10.65	AV	316.00	150	Horizontal	Pass
5	12194.487	48.80	-3.00	74.0	-25.20	Peak	241.00	150	Horizontal	Pass
5**	12194.487	39.67	-3.00	54.0	-14.33	AV	241.00	150	Horizontal	Pass
6	15703.388	50.95	0.03	74.0	-23.05	Peak	0.00	150	Horizontal	Pass
6**	15703.388	41.45	0.03	54.0	-12.55	AV	0.00	150	Horizontal	Pass

11n40, U-NII-2A, 1 GHz to 18 GHz, Low Channel, ANT V

No.	Frequency (MHz)	Results (dBuV/m)	Factor (dB)	Limit (dBuV/m)	Over Limit (dB)	Detector	Table (Degree)	Height (cm)	Antenna	Verdict
1	1391.400	37.98	-17.24	74.0	-36.02	Peak	352.00	150	Vertical	Pass
1**	1391.400	27.96	-17.24	54.0	-26.04	AV	352.00	150	Vertical	Pass
2	4273.250	47.20	-4.94	74.0	-26.80	Peak	333.00	150	Vertical	Pass
2**	4273.250	37.24	-4.94	54.0	-16.76	AV	333.00	150	Vertical	Pass
3	5272.500	95.37	-3.23	--	--	Peak	213.00	150	Vertical	N/A
3**	5272.500	88.06	-3.23	--	--	AV	213.00	150	Vertical	N/A
4	7467.500	52.94	0.88	74.0	-21.06	Peak	248.00	150	Vertical	Pass
4**	7467.500	43.24	0.88	54.0	-10.76	AV	248.00	150	Vertical	Pass
5	11313.362	48.49	-4.13	74.0	-25.51	Peak	225.00	150	Vertical	Pass
5**	11313.362	39.79	-4.13	54.0	-14.21	AV	225.00	150	Vertical	Pass
6	15553.500	50.60	-0.57	74.0	-23.40	Peak	351.00	150	Vertical	Pass
6**	15553.500	40.08	-0.57	54.0	-13.92	AV	351.00	150	Vertical	Pass

11n40, U-NII-2A, 1 GHz to 18 GHz, High Channel, ANT H

No.	Frequency (MHz)	Results (dBuV/m)	Factor (dB)	Limit (dBuV/m)	Over Limit (dB)	Detector	Table (Degree)	Height (cm)	Antenna	Verdict
1	1365.700	37.57	-17.59	74.0	-36.43	Peak	115.00	150	Horizontal	Pass
1**	1365.700	27.53	-17.59	54.0	-26.47	AV	115.00	150	Horizontal	Pass
2	3940.500	46.26	-6.00	74.0	-27.74	Peak	121.00	150	Horizontal	Pass
2**	3940.500	35.76	-6.00	54.0	-18.24	AV	121.00	150	Horizontal	Pass
3	5307.250	108.38	-3.53	--	--	Peak	164.00	150	Horizontal	N/A
3**	5307.250	101.07	-3.53	--	--	AV	164.00	150	Horizontal	N/A
4	7512.750	52.23	0.58	74.0	-21.77	Peak	230.00	150	Horizontal	Pass
4**	7512.750	43.07	0.58	54.0	-10.93	AV	230.00	150	Horizontal	Pass
5	12438.400	49.16	-2.33	74.0	-24.84	Peak	156.00	150	Horizontal	Pass
5**	12438.400	40.02	-2.33	54.0	-13.98	AV	156.00	150	Horizontal	Pass
6	15767.700	50.78	-0.86	74.0	-23.22	Peak	296.00	150	Horizontal	Pass
6**	15767.700	42.14	-0.86	54.0	-11.86	AV	296.00	150	Horizontal	Pass

11n40, U-NII-2A, 1 GHz to 18 GHz, High Channel, ANT V

No.	Frequency (MHz)	Results (dBuV/m)	Factor (dB)	Limit (dBuV/m)	Over Limit (dB)	Detector	Table (Degree)	Height (cm)	Antenna	Verdict
1	1335.000	37.89	-17.38	74.0	-36.11	Peak	191.00	150	Vertical	Pass
1**	1335.000	28.43	-17.38	54.0	-25.57	AV	191.00	150	Vertical	Pass
2	4254.750	46.54	-4.83	74.0	-27.46	Peak	71.00	150	Vertical	Pass
2**	4254.750	37.73	-4.83	54.0	-16.27	AV	71.00	150	Vertical	Pass
3	5316.750	95.31	-3.30	--	--	Peak	214.00	150	Vertical	N/A
3**	5316.750	87.54	-3.30	--	--	AV	214.00	150	Vertical	N/A
4	7506.500	52.04	0.05	74.0	-21.96	Peak	280.00	150	Vertical	Pass
4**	7506.500	42.66	0.05	54.0	-11.34	AV	280.00	150	Vertical	Pass
5	10964.475	49.15	-4.85	74.0	-24.85	Peak	66.00	150	Vertical	Pass
5**	10964.475	39.38	-4.85	54.0	-14.62	AV	66.00	150	Vertical	Pass
6	15466.613	50.84	-0.37	74.0	-23.16	Peak	296.00	150	Vertical	Pass
6**	15466.613	41.45	-0.37	54.0	-12.55	AV	296.00	150	Vertical	Pass

11ac20, U-NII-2A, 1 GHz to 18 GHz, Low Channel, ANT H

No.	Frequency (MHz)	Results (dBuV/m)	Factor (dB)	Limit (dBuV/m)	Over Limit (dB)	Detector	Table (Degree)	Height (cm)	Antenna	Verdict
1	1583.000	38.17	-17.37	74.0	-35.83	Peak	337.00	150	Horizontal	Pass
1**	1583.000	28.55	-17.37	54.0	-25.45	AV	337.00	150	Horizontal	Pass
2	4279.500	46.50	-4.66	74.0	-27.50	Peak	179.00	150	Horizontal	Pass
2**	4279.500	36.89	-4.66	54.0	-17.11	AV	179.00	150	Horizontal	Pass
3	5259.000	109.47	-3.71	--	--	Peak	154.00	150	Horizontal	N/A
3**	5259.000	102.80	-3.71	--	--	AV	154.00	150	Horizontal	N/A
4	7450.750	52.31	0.74	74.0	-21.69	Peak	314.00	150	Horizontal	Pass
4**	7450.750	42.62	0.74	54.0	-11.38	AV	314.00	150	Horizontal	Pass
5	11199.126	48.17	-4.05	74.0	-25.83	Peak	0.00	150	Horizontal	Pass
5**	11199.126	38.46	-4.05	54.0	-15.54	AV	0.00	150	Horizontal	Pass
6	15786.075	50.68	-0.78	74.0	-23.32	Peak	322.00	150	Horizontal	Pass
6**	15786.075	40.94	-0.78	54.0	-13.06	AV	322.00	150	Horizontal	Pass

11ac20, U-NII-2A, 1 GHz to 18 GHz, Low Channel, ANT V

No.	Frequency (MHz)	Results (dBuV/m)	Factor (dB)	Limit (dBuV/m)	Over Limit (dB)	Detector	Table (Degree)	Height (cm)	Antenna	Verdict
1	1340.000	38.05	-17.46	74.0	-35.95	Peak	253.00	150	Vertical	Pass
1**	1340.000	27.86	-17.46	54.0	-26.14	AV	253.00	150	Vertical	Pass
2	4083.750	45.71	-5.73	74.0	-28.29	Peak	204.00	150	Vertical	Pass
2**	4083.750	36.33	-5.73	54.0	-17.67	AV	204.00	150	Vertical	Pass
3	5258.500	99.16	-3.84	--	--	Peak	179.00	150	Vertical	N/A
3**	5258.500	91.68	-3.84	--	--	AV	179.00	150	Vertical	N/A
4	7457.500	53.26	1.14	74.0	-20.74	Peak	135.00	150	Vertical	Pass
4**	7457.500	43.46	1.14	54.0	-10.54	AV	135.00	150	Vertical	Pass
5	11454.200	48.42	-3.91	74.0	-25.58	Peak	101.00	150	Vertical	Pass
5**	11454.200	39.18	-3.91	54.0	-14.82	AV	101.00	150	Vertical	Pass
6	16027.837	51.75	-0.12	74.0	-22.25	Peak	0.00	150	Vertical	Pass
6**	16027.837	41.46	-0.12	54.0	-12.54	AV	0.00	150	Vertical	Pass

11ac20, U-NII-2A, 1 GHz to 18 GHz, Middle Channel, ANT H

No.	Frequency (MHz)	Results (dBuV/m)	Factor (dB)	Limit (dBuV/m)	Over Limit (dB)	Detector	Table (Degree)	Height (cm)	Antenna	Verdict
1	1183.800	36.30	-17.94	74.0	-37.70	Peak	0.00	150	Horizontal	Pass
1**	1183.800	26.95	-17.94	54.0	-27.05	AV	0.00	150	Horizontal	Pass
2	4136.000	46.42	-5.55	74.0	-27.58	Peak	239.00	150	Horizontal	Pass
2**	4136.000	37.03	-5.55	54.0	-16.97	AV	239.00	150	Horizontal	Pass
3	5301.250	109.38	-3.66	--	--	Peak	157.00	150	Horizontal	N/A
3**	5301.250	102.43	-3.66	--	--	AV	157.00	150	Horizontal	N/A
4	7541.750	52.94	0.67	74.0	-21.06	Peak	104.00	150	Horizontal	Pass
4**	7541.750	42.55	0.67	54.0	-11.45	AV	104.00	150	Horizontal	Pass
5	11455.388	48.86	-3.92	74.0	-25.14	Peak	41.00	150	Horizontal	Pass
5**	11455.388	39.19	-3.92	54.0	-14.81	AV	41.00	150	Horizontal	Pass
6	15861.151	50.69	-0.86	74.0	-23.31	Peak	40.00	150	Horizontal	Pass
6**	15861.151	40.45	-0.86	54.0	-13.55	AV	40.00	150	Horizontal	Pass

11ac20, U-NII-2A, 1 GHz to 18 GHz, Middle Channel, ANT V

No.	Frequency (MHz)	Results (dBuV/m)	Factor (dB)	Limit (dBuV/m)	Over Limit (dB)	Detector	Table (Degree)	Height (cm)	Antenna	Verdict
1	1312.400	37.46	-17.33	74.0	-36.54	Peak	51.00	150	Vertical	Pass
1**	1312.400	28.13	-17.33	54.0	-25.87	AV	51.00	150	Vertical	Pass
2	4267.500	46.42	-4.64	74.0	-27.58	Peak	79.00	150	Vertical	Pass
2**	4267.500	37.85	-4.64	54.0	-16.15	AV	79.00	150	Vertical	Pass
3	5298.250	98.72	-3.54	--	--	Peak	163.00	150	Vertical	N/A
3**	5298.250	91.98	-3.54	--	--	AV	163.00	150	Vertical	N/A
4	7463.250	51.87	1.04	74.0	-22.13	Peak	121.00	150	Vertical	Pass
4**	7463.250	42.97	1.04	54.0	-11.03	AV	121.00	150	Vertical	Pass
5	12034.650	49.05	-3.41	74.0	-24.95	Peak	239.00	150	Vertical	Pass
5**	12034.650	40.36	-3.41	54.0	-13.64	AV	239.00	150	Vertical	Pass
6	15952.500	50.27	-0.23	74.0	-23.73	Peak	0.00	150	Vertical	Pass
6**	15952.500	41.44	-0.23	54.0	-12.56	AV	0.00	150	Vertical	Pass

11ac20, U-NII-2A, 1 GHz to 18 GHz, High Channel, ANT H

No.	Frequency (MHz)	Results (dBuV/m)	Factor (dB)	Limit (dBuV/m)	Over Limit (dB)	Detector	Table (Degree)	Height (cm)	Antenna	Verdict
1	1369.800	38.16	-17.56	74.0	-35.84	Peak	99.00	150	Horizontal	Pass
1**	1369.800	27.93	-17.56	54.0	-26.07	AV	99.00	150	Horizontal	Pass
2	4350.250	46.49	-4.60	74.0	-27.51	Peak	197.00	150	Horizontal	Pass
2**	4350.250	37.08	-4.60	54.0	-16.92	AV	197.00	150	Horizontal	Pass
3	5318.750	110.17	-3.54	--	--	Peak	163.00	150	Horizontal	N/A
3**	5318.750	103.79	-3.54	--	--	AV	163.00	150	Horizontal	N/A
4	7516.250	51.92	0.94	74.0	-22.08	Peak	290.00	150	Horizontal	Pass
4**	7516.250	43.19	0.94	54.0	-10.81	AV	290.00	150	Horizontal	Pass
5	11960.549	49.20	-3.64	74.0	-24.80	Peak	286.00	150	Horizontal	Pass
5**	11960.549	40.16	-3.64	54.0	-13.84	AV	286.00	150	Horizontal	Pass
6	16010.776	50.79	-0.14	74.0	-23.21	Peak	64.00	150	Horizontal	Pass
6**	16010.776	41.95	-0.14	54.0	-12.05	AV	64.00	150	Horizontal	Pass

11ac20, U-NII-2A, 1 GHz to 18 GHz, High Channel, ANT V

No.	Frequency (MHz)	Results (dBuV/m)	Factor (dB)	Limit (dBuV/m)	Over Limit (dB)	Detector	Table (Degree)	Height (cm)	Antenna	Verdict
1	1365.300	37.08	-17.58	74.0	-36.92	Peak	320.00	150	Vertical	Pass
1**	1365.300	27.57	-17.58	54.0	-26.43	AV	320.00	150	Vertical	Pass
2	4207.500	46.00	-5.35	74.0	-28.00	Peak	62.00	150	Vertical	Pass
2**	4207.500	36.99	-5.35	54.0	-17.01	AV	62.00	150	Vertical	Pass
3	5322.500	98.22	-3.34	--	--	Peak	221.00	150	Vertical	N/A
3**	5322.500	90.67	-3.34	--	--	AV	221.00	150	Vertical	N/A
4	7506.500	52.10	0.05	74.0	-21.90	Peak	122.00	150	Vertical	Pass
4**	7506.500	42.47	0.05	54.0	-11.53	AV	122.00	150	Vertical	Pass
5	10879.688	49.00	-4.80	74.0	-25.00	Peak	204.00	150	Vertical	Pass
5**	10879.688	39.39	-4.80	54.0	-14.61	AV	204.00	150	Vertical	Pass
6	15694.200	51.19	-0.06	74.0	-22.81	Peak	268.00	150	Vertical	Pass
6**	15694.200	41.23	-0.06	54.0	-12.77	AV	268.00	150	Vertical	Pass

11ac40, U-NII-2A, 1 GHz to 18 GHz, Low Channel, ANT H

No.	Frequency (MHz)	Results (dBuV/m)	Factor (dB)	Limit (dBuV/m)	Over Limit (dB)	Detector	Table (Degree)	Height (cm)	Antenna	Verdict
1	1473.700	37.81	-17.40	74.0	-36.19	Peak	296.00	150	Horizontal	Pass
1**	1473.700	27.71	-17.40	54.0	-26.29	AV	296.00	150	Horizontal	Pass
2	4257.750	46.43	-4.65	74.0	-27.57	Peak	174.00	150	Horizontal	Pass
2**	4257.750	37.89	-4.65	54.0	-16.11	AV	174.00	150	Horizontal	Pass
3	5272.750	108.14	-3.20	--	--	Peak	155.00	150	Horizontal	N/A
3**	5272.750	101.17	-3.20	--	--	AV	155.00	150	Horizontal	N/A
4	7454.250	52.41	1.15	74.0	-21.59	Peak	299.00	150	Horizontal	Pass
4**	7454.250	42.78	1.15	54.0	-11.22	AV	299.00	150	Horizontal	Pass
5	11310.037	48.86	-4.10	74.0	-25.14	Peak	356.00	150	Horizontal	Pass
5**	11310.037	39.08	-4.10	54.0	-14.92	AV	356.00	150	Horizontal	Pass
6	15812.588	50.30	-0.73	74.0	-23.70	Peak	166.00	150	Horizontal	Pass
6**	15812.588	41.41	-0.73	54.0	-12.59	AV	166.00	150	Horizontal	Pass

11ac40, U-NII-2A, 1 GHz to 18 GHz, Low Channel, ANT V

No.	Frequency (MHz)	Results (dBuV/m)	Factor (dB)	Limit (dBuV/m)	Over Limit (dB)	Detector	Table (Degree)	Height (cm)	Antenna	Verdict
1	1570.400	37.65	-17.52	74.0	-36.35	Peak	181.00	150	Vertical	Pass
1**	1570.400	28.01	-17.52	54.0	-25.99	AV	181.00	150	Vertical	Pass
2	4309.000	46.80	-4.27	74.0	-27.20	Peak	45.00	150	Vertical	Pass
2**	4309.000	37.66	-4.27	54.0	-16.34	AV	45.00	150	Vertical	Pass
3	5273.750	95.85	-3.08	--	--	Peak	214.00	150	Vertical	N/A
3**	5273.750	87.98	-3.08	--	--	AV	214.00	150	Vertical	N/A
4	7475.000	51.73	0.66	74.0	-22.27	Peak	307.00	150	Vertical	Pass
4**	7475.000	43.00	0.66	54.0	-11.00	AV	307.00	150	Vertical	Pass
5	12299.463	49.13	-2.44	74.0	-24.87	Peak	89.00	150	Vertical	Pass
5**	12299.463	40.14	-2.44	54.0	-13.86	AV	89.00	150	Vertical	Pass
6	15706.276	50.26	-0.03	74.0	-23.74	Peak	192.00	150	Vertical	Pass
6**	15706.276	41.12	-0.03	54.0	-12.88	AV	192.00	150	Vertical	Pass

11ac40, U-NII-2A, 1 GHz to 18 GHz, High Channel, ANT H

No.	Frequency (MHz)	Results (dBuV/m)	Factor (dB)	Limit (dBuV/m)	Over Limit (dB)	Detector	Table (Degree)	Height (cm)	Antenna	Verdict
1	1541.500	37.32	-17.91	74.0	-36.68	Peak	359.00	150	Horizontal	Pass
1**	1541.500	28.40	-17.91	54.0	-25.60	AV	359.00	150	Horizontal	Pass
2	4132.500	46.17	-5.66	74.0	-27.83	Peak	8.00	150	Horizontal	Pass
2**	4132.500	36.76	-5.66	54.0	-17.24	AV	8.00	150	Horizontal	Pass
3	5314.000	108.17	-3.65	--	--	Peak	162.00	150	Horizontal	N/A
3**	5314.000	101.57	-3.65	--	--	AV	162.00	150	Horizontal	N/A
4	7490.750	51.87	-0.41	74.0	-22.13	Peak	297.00	150	Horizontal	Pass
4**	7490.750	42.20	-0.41	54.0	-11.80	AV	297.00	150	Horizontal	Pass
5	11952.474	48.76	-3.64	74.0	-25.24	Peak	29.00	150	Horizontal	Pass
5**	11952.474	38.53	-3.64	54.0	-15.47	AV	29.00	150	Horizontal	Pass
6	15826.237	51.62	-0.74	74.0	-22.38	Peak	349.00	150	Horizontal	Pass
6**	15826.237	41.70	-0.74	54.0	-12.30	AV	349.00	150	Horizontal	Pass

11ac40, U-NII-2A, 1 GHz to 18 GHz, High Channel, ANT V

No.	Frequency (MHz)	Results (dBuV/m)	Factor (dB)	Limit (dBuV/m)	Over Limit (dB)	Detector	Table (Degree)	Height (cm)	Antenna	Verdict
1	1351.100	37.32	-17.55	74.0	-36.68	Peak	98.00	150	Vertical	Pass
1**	1351.100	28.26	-17.55	54.0	-25.74	AV	98.00	150	Vertical	Pass
2	3936.500	45.71	-5.74	74.0	-28.29	Peak	0.00	150	Vertical	Pass
2**	3936.500	36.03	-5.74	54.0	-17.97	AV	0.00	150	Vertical	Pass
3	5308.500	96.64	-3.73	--	--	Peak	167.00	150	Vertical	N/A
3**	5308.500	89.24	-3.73	--	--	AV	167.00	150	Vertical	N/A
4	7520.250	52.32	0.79	74.0	-21.68	Peak	306.00	150	Vertical	Pass
4**	7520.250	42.52	0.79	54.0	-11.48	AV	306.00	150	Vertical	Pass
5	11174.425	48.99	-4.24	74.0	-25.01	Peak	239.00	150	Vertical	Pass
5**	11174.425	39.06	-4.24	54.0	-14.94	AV	239.00	150	Vertical	Pass
6	15691.050	50.25	-0.15	74.0	-23.75	Peak	82.00	150	Vertical	Pass
6**	15691.050	41.28	-0.15	54.0	-12.72	AV	82.00	150	Vertical	Pass

11ac80, U-NII-2A, 1 GHz to 18 GHz, Middle Channel, ANT H

No.	Frequency (MHz)	Results (dBuV/m)	Factor (dB)	Limit (dBuV/m)	Over Limit (dB)	Detector	Table (Degree)	Height (cm)	Antenna	Verdict
1	1358.500	38.06	-17.67	74.0	-35.94	Peak	41.00	150	Horizontal	Pass
1**	1358.500	27.68	-17.67	54.0	-26.32	AV	41.00	150	Horizontal	Pass
2	4198.750	46.31	-5.45	74.0	-27.69	Peak	164.00	150	Horizontal	Pass
2**	4198.750	36.86	-5.45	54.0	-17.14	AV	164.00	150	Horizontal	Pass
3	5279.750	105.19	-3.40	--	--	Peak	138.00	150	Horizontal	N/A
3**	5279.750	97.20	-3.40	--	--	AV	138.00	150	Horizontal	N/A
4	7463.750	52.13	0.97	74.0	-21.87	Peak	113.00	150	Horizontal	Pass
4**	7463.750	43.02	0.97	54.0	-10.98	AV	113.00	150	Horizontal	Pass
5	12449.087	49.65	-2.17	74.0	-24.35	Peak	267.00	150	Horizontal	Pass
5**	12449.087	40.36	-2.17	54.0	-13.64	AV	267.00	150	Horizontal	Pass
6	15807.075	50.47	-0.72	74.0	-23.53	Peak	254.00	150	Horizontal	Pass
6**	15807.075	41.85	-0.72	54.0	-12.15	AV	254.00	150	Horizontal	Pass

11ac80, U-NII-2A, 1 GHz to 18 GHz, Middle Channel, ANT V

No.	Frequency (MHz)	Results (dBuV/m)	Factor (dB)	Limit (dBuV/m)	Over Limit (dB)	Detector	Table (Degree)	Height (cm)	Antenna	Verdict
1	1398.400	38.74	-17.62	74.0	-35.26	Peak	328.00	150	Vertical	Pass
1**	1398.400	27.90	-17.62	54.0	-26.10	AV	328.00	150	Vertical	Pass
2	3723.500	45.61	-7.03	74.0	-28.39	Peak	238.00	150	Vertical	Pass
2**	3723.500	34.97	-7.03	54.0	-19.03	AV	238.00	150	Vertical	Pass
3	5285.750	91.91	-3.38	--	--	Peak	179.00	150	Vertical	N/A
3**	5285.750	84.63	-3.38	--	--	AV	179.00	150	Vertical	N/A
4	7461.000	51.99	1.13	74.0	-22.01	Peak	145.00	150	Vertical	Pass
4**	7461.000	44.03	1.13	54.0	-9.97	AV	145.00	150	Vertical	Pass
5	11373.213	48.90	-4.36	74.0	-25.10	Peak	239.00	150	Vertical	Pass
5**	11373.213	38.94	-4.36	54.0	-15.06	AV	239.00	150	Vertical	Pass
6	15701.287	50.53	0.08	74.0	-23.47	Peak	38.00	150	Vertical	Pass
6**	15701.287	42.05	0.08	54.0	-11.95	AV	38.00	150	Vertical	Pass

11a, U-NII-2C, 1 GHz to 18 GHz, Low Channel, ANT H

No.	Frequency (MHz)	Results (dBuV/m)	Factor (dB)	Limit (dBuV/m)	Over Limit (dB)	Detector	Table (Degree)	Height (cm)	Antenna	Verdict
1	1326.500	37.64	-17.35	74.0	-36.36	Peak	80.00	100	Horizontal	Pass
1**	1326.500	28.73	-17.35	54.0	-25.27	AV	80.00	100	Horizontal	Pass
2	4211.250	46.33	-5.55	74.0	-27.67	Peak	172.00	100	Horizontal	Pass
2**	4211.250	37.45	-5.55	54.0	-16.55	AV	172.00	100	Horizontal	Pass
3	5500.750	109.60	-3.19	--	--	Peak	147.00	100	Horizontal	N/A
3**	5500.750	102.49	-3.19	--	--	AV	147.00	100	Horizontal	N/A
4	7454.500	52.60	1.17	74.0	-21.40	Peak	214.00	100	Horizontal	Pass
4**	7454.500	43.23	1.17	54.0	-10.77	AV	214.00	100	Horizontal	Pass
5	12429.375	49.61	-2.47	74.0	-24.39	Peak	250.00	100	Horizontal	Pass
5**	12429.375	39.22	-2.47	54.0	-14.78	AV	250.00	100	Horizontal	Pass
6	15940.425	50.64	-0.42	74.0	-23.36	Peak	64.00	100	Horizontal	Pass
6**	15940.425	41.57	-0.42	54.0	-12.43	AV	64.00	100	Horizontal	Pass

11a, U-NII-2C, 1 GHz to 18 GHz, Low Channel, ANT V

No.	Frequency (MHz)	Results (dBuV/m)	Factor (dB)	Limit (dBuV/m)	Over Limit (dB)	Detector	Table (Degree)	Height (cm)	Antenna	Verdict
1	1472.300	37.51	-17.42	74.0	-36.49	Peak	360.00	150	Vertical	Pass
1**	1472.300	28.10	-17.42	54.0	-25.90	AV	360.00	150	Vertical	Pass
2	3929.250	46.47	-5.71	74.0	-27.53	Peak	79.00	150	Vertical	Pass
2**	3929.250	35.94	-5.71	54.0	-18.06	AV	79.00	150	Vertical	Pass
3	5501.250	98.66	-3.16	--	--	Peak	0.00	150	Vertical	N/A
3**	5501.250	91.48	-3.16	--	--	AV	0.00	150	Vertical	N/A
4	7502.500	52.39	-0.45	74.0	-21.61	Peak	348.00	150	Vertical	Pass
4**	7502.500	42.62	-0.45	54.0	-11.38	AV	348.00	150	Vertical	Pass
5	11548.963	48.60	-4.38	74.0	-25.40	Peak	31.00	150	Vertical	Pass
5**	11548.963	39.64	-4.38	54.0	-14.36	AV	31.00	150	Vertical	Pass
6	15574.237	50.53	-0.88	74.0	-23.47	Peak	266.00	150	Vertical	Pass
6**	15574.237	40.89	-0.88	54.0	-13.11	AV	266.00	150	Vertical	Pass

11a, U-NII-2C, 1 GHz to 18 GHz, Middle Channel, ANT H

No.	Frequency (MHz)	Results (dBuV/m)	Factor (dB)	Limit (dBuV/m)	Over Limit (dB)	Detector	Table (Degree)	Height (cm)	Antenna	Verdict
1	1613.400	38.34	-17.39	74.0	-35.66	Peak	0.00	150	Horizontal	Pass
1**	1613.400	27.68	-17.39	54.0	-26.32	AV	0.00	150	Horizontal	Pass
2	4564.000	47.81	-4.36	74.0	-26.19	Peak	360.00	150	Horizontal	Pass
2**	4564.000	38.08	-4.36	54.0	-15.92	AV	360.00	150	Horizontal	Pass
3	5581.250	110.46	-2.73	--	--	Peak	164.00	150	Horizontal	N/A
3**	5581.250	102.79	-2.73	--	--	AV	164.00	150	Horizontal	N/A
4	7474.250	52.25	0.64	74.0	-21.75	Peak	29.00	150	Horizontal	Pass
4**	7474.250	43.32	0.64	54.0	-10.68	AV	29.00	150	Horizontal	Pass
5	11443.037	48.54	-3.92	74.0	-25.46	Peak	0.00	150	Horizontal	Pass
5**	11443.037	38.91	-3.92	54.0	-15.09	AV	0.00	150	Horizontal	Pass
6	15809.175	51.25	-0.72	74.0	-22.75	Peak	36.00	150	Horizontal	Pass
6**	15809.175	40.77	-0.72	54.0	-13.23	AV	36.00	150	Horizontal	Pass

11a, U-NII-2C, 1 GHz to 18 GHz, Middle Channel, ANT V

No.	Frequency (MHz)	Results (dBuV/m)	Factor (dB)	Limit (dBuV/m)	Over Limit (dB)	Detector	Table (Degree)	Height (cm)	Antenna	Verdict
1	1366.000	37.29	-17.60	74.0	-36.71	Peak	255.00	150	Vertical	Pass
1**	1366.000	28.33	-17.60	54.0	-25.67	AV	255.00	150	Vertical	Pass
2	4247.250	46.41	-5.21	74.0	-27.59	Peak	181.00	150	Vertical	Pass
2**	4247.250	37.10	-5.21	54.0	-16.90	AV	181.00	150	Vertical	Pass
3	5583.250	97.28	-2.87	--	--	Peak	113.00	150	Vertical	N/A
3**	5583.250	89.54	-2.87	--	--	AV	113.00	150	Vertical	N/A
4	7459.250	52.50	1.14	74.0	-21.50	Peak	96.00	150	Vertical	Pass
4**	7459.250	43.48	1.14	54.0	-10.52	AV	96.00	150	Vertical	Pass
5	11453.963	50.22	-3.91	74.0	-23.78	Peak	110.00	150	Vertical	Pass
5**	11453.963	39.75	-3.91	54.0	-14.25	AV	110.00	150	Vertical	Pass
6	16029.938	51.45	-0.12	74.0	-22.55	Peak	224.00	150	Vertical	Pass
6**	16029.938	41.56	-0.12	54.0	-12.44	AV	224.00	150	Vertical	Pass

11a, U-NII-2C, 1 GHz to 18 GHz, High Channel, ANT H

No.	Frequency (MHz)	Results (dBuV/m)	Factor (dB)	Limit (dBuV/m)	Over Limit (dB)	Detector	Table (Degree)	Height (cm)	Antenna	Verdict
1	1515.200	37.35	-17.49	74.0	-36.65	Peak	296.00	150	Horizontal	Pass
1**	1515.200	27.40	-17.49	54.0	-26.60	AV	296.00	150	Horizontal	Pass
2	3929.000	45.94	-5.72	74.0	-28.06	Peak	46.00	150	Horizontal	Pass
2**	3929.000	35.87	-5.72	54.0	-18.13	AV	46.00	150	Horizontal	Pass
3	5698.250	109.42	-2.93	--	--	Peak	157.00	150	Horizontal	N/A
3**	5698.250	102.42	-2.93	--	--	AV	157.00	150	Horizontal	N/A
4	7462.500	52.34	1.09	74.0	-21.66	Peak	290.00	150	Horizontal	Pass
4**	7462.500	43.47	1.09	54.0	-10.53	AV	290.00	150	Horizontal	Pass
5	11184.638	48.86	-4.16	74.0	-25.14	Peak	86.00	150	Horizontal	Pass
5**	11184.638	39.65	-4.16	54.0	-14.35	AV	86.00	150	Horizontal	Pass
6	15713.100	51.01	-0.17	74.0	-22.99	Peak	162.00	150	Horizontal	Pass
6**	15713.100	41.47	-0.17	54.0	-12.53	AV	162.00	150	Horizontal	Pass

11a, U-NII-2C, 1 GHz to 18 GHz, High Channel, ANT V

No.	Frequency (MHz)	Results (dBuV/m)	Factor (dB)	Limit (dBuV/m)	Over Limit (dB)	Detector	Table (Degree)	Height (cm)	Antenna	Verdict
1	1515.200	37.35	-17.49	74.0	-36.65	Peak	296.00	150	Horizontal	Pass
1**	1515.200	27.40	-17.49	54.0	-26.60	AV	296.00	150	Horizontal	Pass
2	3929.000	45.94	-5.72	74.0	-28.06	Peak	46.00	150	Horizontal	Pass
2**	3929.000	35.87	-5.72	54.0	-18.13	AV	46.00	150	Horizontal	Pass
3	5698.250	109.42	-2.93	--	--	Peak	157.00	150	Horizontal	N/A
3**	5698.250	102.42	-2.93	--	--	AV	157.00	150	Horizontal	N/A
4	7462.500	52.34	1.09	74.0	-21.66	Peak	290.00	150	Horizontal	Pass
4**	7462.500	43.47	1.09	54.0	-10.53	AV	290.00	150	Horizontal	Pass
5	11184.638	48.86	-4.16	74.0	-25.14	Peak	86.00	150	Horizontal	Pass
5**	11184.638	39.65	-4.16	54.0	-14.35	AV	86.00	150	Horizontal	Pass
6	15713.100	51.01	-0.17	74.0	-22.99	Peak	162.00	150	Horizontal	Pass
6**	15713.100	41.47	-0.17	54.0	-12.53	AV	162.00	150	Horizontal	Pass

11n20, U-NII-2C, 1 GHz to 18 GHz, Low Channel, ANT H

No.	Frequency (MHz)	Results (dBuV/m)	Factor (dB)	Limit (dBuV/m)	Over Limit (dB)	Detector	Table (Degree)	Height (cm)	Antenna	Verdict
1	1319.300	37.27	-17.30	74.0	-36.73	Peak	297.00	150	Horizontal	Pass
1**	1319.300	27.97	-17.30	54.0	-26.03	AV	297.00	150	Horizontal	Pass
2	4245.750	46.76	-5.00	74.0	-27.24	Peak	162.00	150	Horizontal	Pass
2**	4245.750	37.61	-5.00	54.0	-16.39	AV	162.00	150	Horizontal	Pass
3	5496.250	109.45	-3.18	--	--	Peak	153.00	150	Horizontal	N/A
3**	5496.250	102.00	-3.18	--	--	AV	153.00	150	Horizontal	N/A
4	7532.000	52.17	0.55	74.0	-21.83	Peak	35.00	150	Horizontal	Pass
4**	7532.000	41.98	0.55	54.0	-12.02	AV	35.00	150	Horizontal	Pass
5	11125.026	49.30	-4.47	74.0	-24.70	Peak	86.00	150	Horizontal	Pass
5**	11125.026	39.39	-4.47	54.0	-14.61	AV	86.00	150	Horizontal	Pass
6	15695.513	50.61	-0.03	74.0	-23.39	Peak	82.00	150	Horizontal	Pass
6**	15695.513	41.91	-0.03	54.0	-12.09	AV	82.00	150	Horizontal	Pass

11n20, U-NII-2C, 1 GHz to 18 GHz, Low Channel, ANT V

No.	Frequency (MHz)	Results (dBuV/m)	Factor (dB)	Limit (dBuV/m)	Over Limit (dB)	Detector	Table (Degree)	Height (cm)	Antenna	Verdict
1	1388.600	37.41	-17.33	74.0	-36.59	Peak	132.00	150	Vertical	Pass
1**	1388.600	28.26	-17.33	54.0	-25.74	AV	132.00	150	Vertical	Pass
2	4251.500	46.36	-5.05	74.0	-27.64	Peak	360.00	150	Vertical	Pass
2**	4251.500	37.15	-5.05	54.0	-16.85	AV	360.00	150	Vertical	Pass
3	5500.750	97.03	-3.19	--	--	Peak	130.00	150	Vertical	N/A
3**	5500.750	89.78	-3.19	--	--	AV	130.00	150	Vertical	N/A
4	7690.250	52.82	1.62	74.0	-21.18	Peak	0.00	150	Vertical	Pass
4**	7690.250	42.12	1.62	54.0	-11.88	AV	0.00	150	Vertical	Pass
5	12427.713	49.01	-2.49	74.0	-24.99	Peak	215.00	150	Vertical	Pass
5**	12427.713	39.12	-2.49	54.0	-14.88	AV	215.00	150	Vertical	Pass
6	16024.424	50.88	-0.13	74.0	-23.12	Peak	296.00	150	Vertical	Pass
6**	16024.424	41.17	-0.13	54.0	-12.83	AV	296.00	150	Vertical	Pass

11n20, U-NII-2C, 1 GHz to 18 GHz, Middle Channel, ANT H

No.	Frequency (MHz)	Results (dBuV/m)	Factor (dB)	Limit (dBuV/m)	Over Limit (dB)	Detector	Table (Degree)	Height (cm)	Antenna	Verdict
1	1521.800	37.69	-17.58	74.0	-36.31	Peak	70.00	150	Horizontal	Pass
1**	1521.800	28.02	-17.58	54.0	-25.98	AV	70.00	150	Horizontal	Pass
2	4306.750	47.62	-4.17	74.0	-26.38	Peak	289.00	150	Horizontal	Pass
2**	4306.750	38.06	-4.17	54.0	-15.94	AV	289.00	150	Horizontal	Pass
3	5581.000	108.89	-2.71	--	--	Peak	155.00	150	Horizontal	N/A
3**	5581.000	101.61	-2.71	--	--	AV	155.00	150	Horizontal	N/A
4	7462.500	52.18	1.09	74.0	-21.82	Peak	62.00	150	Horizontal	Pass
4**	7462.500	44.64	1.09	54.0	-9.36	AV	62.00	150	Horizontal	Pass
5	12292.338	49.01	-2.51	74.0	-24.99	Peak	66.00	150	Horizontal	Pass
5**	12292.338	39.02	-2.51	54.0	-14.98	AV	66.00	150	Horizontal	Pass
6	15700.500	50.45	0.09	74.0	-23.55	Peak	250.00	150	Horizontal	Pass
6**	15700.500	41.06	0.09	54.0	-12.94	AV	250.00	150	Horizontal	Pass

11n20, U-NII-2C, 1 GHz to 18 GHz, Middle Channel, ANT V

No.	Frequency (MHz)	Results (dBuV/m)	Factor (dB)	Limit (dBuV/m)	Over Limit (dB)	Detector	Table (Degree)	Height (cm)	Antenna	Verdict
1	1469.900	37.67	-17.49	74.0	-36.33	Peak	102.00	150	Vertical	Pass
1**	1469.900	27.94	-17.49	54.0	-26.06	AV	102.00	150	Vertical	Pass
2	4241.250	46.76	-5.22	74.0	-27.24	Peak	96.00	150	Vertical	Pass
2**	4241.250	37.46	-5.22	54.0	-16.54	AV	96.00	150	Vertical	Pass
3	5581.500	96.22	-2.75	--	--	Peak	147.00	150	Vertical	N/A
3**	5581.500	90.14	-2.75	--	--	AV	147.00	150	Vertical	N/A
4	7459.750	52.82	1.14	74.0	-21.18	Peak	0.00	150	Vertical	Pass
4**	7459.750	43.37	1.14	54.0	-10.63	AV	0.00	150	Vertical	Pass
5	12443.150	49.87	-2.26	74.0	-24.13	Peak	122.00	150	Vertical	Pass
5**	12443.150	39.71	-2.26	54.0	-14.29	AV	122.00	150	Vertical	Pass
6	15932.287	50.82	-0.57	74.0	-23.18	Peak	82.00	150	Vertical	Pass
6**	15932.287	40.88	-0.57	54.0	-13.12	AV	82.00	150	Vertical	Pass

11n20, U-NII-2C, 1 GHz to 18 GHz, High Channel, ANT H

No.	Frequency (MHz)	Results (dBuV/m)	Factor (dB)	Limit (dBuV/m)	Over Limit (dB)	Detector	Table (Degree)	Height (cm)	Antenna	Verdict
1	1524.500	38.28	-17.62	74.0	-35.72	Peak	104.00	150	Horizontal	Pass
1**	1524.500	27.44	-17.62	54.0	-26.56	AV	104.00	150	Horizontal	Pass
2	4560.000	47.66	-4.16	74.0	-26.34	Peak	159.00	150	Horizontal	Pass
2**	4560.000	41.90	-4.16	54.0	-12.10	AV	159.00	150	Horizontal	Pass
3	5698.250	109.44	-2.93	--	--	Peak	159.00	150	Horizontal	N/A
3**	5698.250	101.71	-2.93	--	--	AV	159.00	150	Horizontal	N/A
4	7475.250	52.39	0.66	74.0	-21.61	Peak	67.00	150	Horizontal	Pass
4**	7475.250	43.44	0.66	54.0	-10.56	AV	67.00	150	Horizontal	Pass
5	12522.951	49.47	-2.31	74.0	-24.53	Peak	333.00	150	Horizontal	Pass
5**	12522.951	39.69	-2.31	54.0	-14.31	AV	333.00	150	Horizontal	Pass
6	15819.412	50.83	-0.73	74.0	-23.17	Peak	196.00	150	Horizontal	Pass
6**	15819.412	41.33	-0.73	54.0	-12.67	AV	196.00	150	Horizontal	Pass

11n20, U-NII-2C, 1 GHz to 18 GHz, High Channel, ANT V

No.	Frequency (MHz)	Results (dBuV/m)	Factor (dB)	Limit (dBuV/m)	Over Limit (dB)	Detector	Table (Degree)	Height (cm)	Antenna	Verdict
1	1585.100	37.38	-17.49	74.0	-36.62	Peak	72.00	150	Vertical	Pass
1**	1585.100	27.97	-17.49	54.0	-26.03	AV	72.00	150	Vertical	Pass
2	4231.250	46.17	-5.10	74.0	-27.83	Peak	86.00	150	Vertical	Pass
2**	4231.250	36.87	-5.10	54.0	-17.13	AV	86.00	150	Vertical	Pass
3	5701.000	98.75	-2.88	--	--	Peak	136.00	150	Vertical	N/A
3**	5701.000	91.38	-2.88	--	--	AV	136.00	150	Vertical	N/A
4	7459.750	52.06	1.14	74.0	-21.94	Peak	94.00	150	Vertical	Pass
4**	7459.750	42.92	1.14	54.0	-11.08	AV	94.00	150	Vertical	Pass
5	12451.937	48.99	-2.16	74.0	-25.01	Peak	309.00	150	Vertical	Pass
5**	12451.937	39.70	-2.16	54.0	-14.30	AV	309.00	150	Vertical	Pass
6	15937.800	50.88	-0.47	74.0	-23.12	Peak	8.00	150	Vertical	Pass
6**	15937.800	41.87	-0.47	54.0	-12.13	AV	8.00	150	Vertical	Pass

11n40, U-NII-2C, 1 GHz to 18 GHz, Low Channel, ANT H

No.	Frequency (MHz)	Results (dBuV/m)	Factor (dB)	Limit (dBuV/m)	Over Limit (dB)	Detector	Table (Degree)	Height (cm)	Antenna	Verdict
1	1380.600	37.35	-17.46	74.0	-36.65	Peak	360.00	150	Horizontal	Pass
1**	1380.600	27.74	-17.46	54.0	-26.26	AV	360.00	150	Horizontal	Pass
2	4266.000	46.54	-4.71	74.0	-27.46	Peak	5.00	150	Horizontal	Pass
2**	4266.000	37.38	-4.71	54.0	-16.62	AV	5.00	150	Horizontal	Pass
3	5512.750	107.80	-3.13	--	--	Peak	148.00	150	Horizontal	N/A
3**	5512.750	100.17	-3.13	--	--	AV	148.00	150	Horizontal	N/A
4	7457.750	52.42	1.14	74.0	-21.58	Peak	248.00	150	Horizontal	Pass
4**	7457.750	42.93	1.14	54.0	-11.07	AV	248.00	150	Horizontal	Pass
5	11177.513	49.73	-4.21	74.0	-24.27	Peak	287.00	150	Horizontal	Pass
5**	11177.513	39.89	-4.21	54.0	-14.11	AV	287.00	150	Horizontal	Pass
6	15695.776	51.06	-0.02	74.0	-22.94	Peak	352.00	150	Horizontal	Pass
6**	15695.776	41.71	-0.02	54.0	-12.29	AV	352.00	150	Horizontal	Pass

11n40, U-NII-2C, 1 GHz to 18 GHz, Low Channel, ANT V

No.	Frequency (MHz)	Results (dBuV/m)	Factor (dB)	Limit (dBuV/m)	Over Limit (dB)	Detector	Table (Degree)	Height (cm)	Antenna	Verdict
1	1488.700	37.80	-17.34	74.0	-36.20	Peak	342.00	150	Vertical	Pass
1**	1488.700	28.08	-17.34	54.0	-25.92	AV	342.00	150	Vertical	Pass
2	4090.500	45.83	-6.05	74.0	-28.17	Peak	122.00	150	Vertical	Pass
2**	4090.500	36.77	-6.05	54.0	-17.23	AV	122.00	150	Vertical	Pass
3	5507.500	94.99	-3.25	--	--	Peak	272.00	150	Vertical	N/A
3**	5507.500	87.85	-3.25	--	--	AV	272.00	150	Vertical	N/A
4	7455.500	52.43	1.16	74.0	-21.57	Peak	255.00	150	Vertical	Pass
4**	7455.500	43.15	1.16	54.0	-10.85	AV	255.00	150	Vertical	Pass
5	12298.750	49.33	-2.45	74.0	-24.67	Peak	217.00	150	Vertical	Pass
5**	12298.750	39.88	-2.45	54.0	-14.12	AV	217.00	150	Vertical	Pass
6	15945.675	50.88	-0.32	74.0	-23.12	Peak	166.00	150	Vertical	Pass
6**	15945.675	42.06	-0.32	54.0	-11.94	AV	166.00	150	Vertical	Pass

11n40, U-NII-2C, 1 GHz to 18 GHz, Middle Channel, ANT H

No.	Frequency (MHz)	Results (dBuV/m)	Factor (dB)	Limit (dBuV/m)	Over Limit (dB)	Detector	Table (Degree)	Height (cm)	Antenna	Verdict
1	1463.500	37.40	-17.51	74.0	-36.60	Peak	127.00	150	Horizontal	Pass
1**	1463.500	28.04	-17.51	54.0	-25.96	AV	127.00	150	Horizontal	Pass
2	4278.500	46.12	-4.72	74.0	-27.88	Peak	187.00	150	Horizontal	Pass
2**	4278.500	36.89	-4.72	54.0	-17.11	AV	187.00	150	Horizontal	Pass
3	5596.500	107.17	-2.95	--	--	Peak	162.00	150	Horizontal	N/A
3**	5596.500	100.07	-2.95	--	--	AV	162.00	150	Horizontal	N/A
4	7498.000	52.74	-0.43	74.0	-21.26	Peak	360.00	150	Horizontal	Pass
4**	7498.000	42.84	-0.43	54.0	-11.16	AV	360.00	150	Horizontal	Pass
5	11537.325	48.88	-4.36	74.0	-25.12	Peak	192.00	150	Horizontal	Pass
5**	11537.325	40.19	-4.36	54.0	-13.81	AV	192.00	150	Horizontal	Pass
6	16033.087	51.49	-0.12	74.0	-22.51	Peak	324.00	150	Horizontal	Pass
6**	16033.087	41.72	-0.12	54.0	-12.28	AV	324.00	150	Horizontal	Pass

11n40, U-NII-2C, 1 GHz to 18 GHz, Middle Channel, ANT V

No.	Frequency (MHz)	Results (dBuV/m)	Factor (dB)	Limit (dBuV/m)	Over Limit (dB)	Detector	Table (Degree)	Height (cm)	Antenna	Verdict
1	1385.400	37.92	-17.51	74.0	-36.08	Peak	16.00	150	Vertical	Pass
1**	1385.400	28.37	-17.51	54.0	-25.63	AV	16.00	150	Vertical	Pass
2	4241.750	47.86	-5.23	74.0	-26.14	Peak	280.00	150	Vertical	Pass
2**	4241.750	38.57	-5.23	54.0	-15.43	AV	280.00	150	Vertical	Pass
3	5596.750	93.79	-2.90	--	--	Peak	128.00	150	Vertical	N/A
3**	5596.750	86.17	-2.90	--	--	AV	128.00	150	Vertical	N/A
4	7455.000	52.96	1.17	74.0	-21.04	Peak	306.00	150	Vertical	Pass
4**	7455.000	43.61	1.17	54.0	-10.39	AV	306.00	150	Vertical	Pass
5	11204.588	49.25	-4.06	74.0	-24.75	Peak	217.00	150	Vertical	Pass
5**	11204.588	41.00	-4.06	54.0	-13.00	AV	217.00	150	Vertical	Pass
6	15708.375	51.10	-0.07	74.0	-22.90	Peak	26.00	150	Vertical	Pass
6**	15708.375	41.17	-0.07	54.0	-12.83	AV	26.00	150	Vertical	Pass

11n40, U-NII-2C, 1 GHz to 18 GHz, High Channel, ANT H

No.	Frequency (MHz)	Results (dBuV/m)	Factor (dB)	Limit (dBuV/m)	Over Limit (dB)	Detector	Table (Degree)	Height (cm)	Antenna	Verdict
1	1364.800	37.35	-17.57	74.0	-36.65	Peak	323.00	150	Horizontal	Pass
1**	1364.800	28.14	-17.57	54.0	-25.86	AV	323.00	150	Horizontal	Pass
2	4311.250	47.68	-4.28	74.0	-26.32	Peak	49.00	150	Horizontal	Pass
2**	4311.250	38.05	-4.28	54.0	-15.95	AV	49.00	150	Horizontal	Pass
3	5671.750	106.87	-3.45	--	--	Peak	149.00	150	Horizontal	N/A
3**	5671.750	100.08	-3.45	--	--	AV	149.00	150	Horizontal	N/A
4	7442.750	51.60	0.42	74.0	-22.40	Peak	360.00	150	Horizontal	Pass
4**	7442.750	44.13	0.42	54.0	-9.87	AV	360.00	150	Horizontal	Pass
5	12522.474	49.58	-2.32	74.0	-24.42	Peak	53.00	150	Horizontal	Pass
5**	12522.474	39.19	-2.32	54.0	-14.81	AV	53.00	150	Horizontal	Pass
6	15697.613	51.29	0.03	74.0	-22.71	Peak	196.00	150	Horizontal	Pass
6**	15697.613	41.17	0.03	54.0	-12.83	AV	196.00	150	Horizontal	Pass

11n40, U-NII-2C, 1 GHz to 18 GHz, High Channel, ANT V

No.	Frequency (MHz)	Results (dBuV/m)	Factor (dB)	Limit (dBuV/m)	Over Limit (dB)	Detector	Table (Degree)	Height (cm)	Antenna	Verdict
1	1225.300	37.89	-18.00	74.0	-36.11	Peak	49.00	150	Vertical	Pass
1**	1225.300	26.90	-18.00	54.0	-27.10	AV	49.00	150	Vertical	Pass
2	4356.750	46.81	-4.23	74.0	-27.19	Peak	339.00	150	Vertical	Pass
2**	4356.750	37.27	-4.23	54.0	-16.73	AV	339.00	150	Vertical	Pass
3	5667.500	95.86	-3.35	--	--	Peak	3.00	150	Vertical	N/A
3**	5667.500	88.39	-3.35	--	--	AV	3.00	150	Vertical	N/A
4	7493.000	52.32	-0.32	74.0	-21.68	Peak	20.00	150	Vertical	Pass
4**	7493.000	43.97	-0.32	54.0	-10.03	AV	20.00	150	Vertical	Pass
5	11782.425	48.92	-3.69	74.0	-25.08	Peak	321.00	150	Vertical	Pass
5**	11782.425	39.45	-3.69	54.0	-14.55	AV	321.00	150	Vertical	Pass
6	15536.175	50.76	-0.61	74.0	-23.24	Peak	322.00	150	Vertical	Pass
6**	15536.175	40.37	-0.61	54.0	-13.63	AV	322.00	150	Vertical	Pass

11ac20, U-NII-2C, 1 GHz to 18 GHz, Low Channel, ANT H

No.	Frequency (MHz)	Results (dBuV/m)	Factor (dB)	Limit (dBuV/m)	Over Limit (dB)	Detector	Table (Degree)	Height (cm)	Antenna	Verdict
1	1202.300	36.45	-17.84	74.0	-37.55	Peak	57.00	150	Horizontal	Pass
1**	1202.300	27.69	-17.84	54.0	-26.31	AV	57.00	150	Horizontal	Pass
2	4003.750	45.75	-5.77	74.0	-28.25	Peak	96.00	150	Horizontal	Pass
2**	4003.750	36.22	-5.77	54.0	-17.78	AV	96.00	150	Horizontal	Pass
3	5495.750	108.91	-3.09	--	--	Peak	155.00	150	Horizontal	N/A
3**	5495.750	101.77	-3.09	--	--	AV	155.00	150	Horizontal	N/A
4	7459.250	52.22	1.14	74.0	-21.78	Peak	45.00	150	Horizontal	Pass
4**	7459.250	43.66	1.14	54.0	-10.34	AV	45.00	150	Horizontal	Pass
5	11785.037	49.24	-3.67	74.0	-24.76	Peak	108.00	150	Horizontal	Pass
5**	11785.037	39.41	-3.67	54.0	-14.59	AV	108.00	150	Horizontal	Pass
6	15820.463	51.50	-0.74	74.0	-22.50	Peak	243.00	150	Horizontal	Pass
6**	15820.463	41.18	-0.74	54.0	-12.82	AV	243.00	150	Horizontal	Pass

11ac20, U-NII-2C, 1 GHz to 18 GHz, Low Channel, ANT V

No.	Frequency (MHz)	Results (dBuV/m)	Factor (dB)	Limit (dBuV/m)	Over Limit (dB)	Detector	Table (Degree)	Height (cm)	Antenna	Verdict
1	1219.000	37.11	-17.91	74.0	-36.89	Peak	106.00	150	Vertical	Pass
1**	1219.000	27.53	-17.91	54.0	-26.47	AV	106.00	150	Vertical	Pass
2	4134.250	45.95	-5.58	74.0	-28.05	Peak	120.00	150	Vertical	Pass
2**	4134.250	37.21	-5.58	54.0	-16.79	AV	120.00	150	Vertical	Pass
3	5500.750	97.99	-3.19	--	--	Peak	3.00	150	Vertical	N/A
3**	5500.750	90.69	-3.19	--	--	AV	3.00	150	Vertical	N/A
4	7492.500	51.60	-0.33	74.0	-22.40	Peak	324.00	150	Vertical	Pass
4**	7492.500	43.15	-0.33	54.0	-10.85	AV	324.00	150	Vertical	Pass
5	11793.350	49.13	-3.59	74.0	-24.87	Peak	242.00	150	Vertical	Pass
5**	11793.350	40.92	-3.59	54.0	-13.08	AV	242.00	150	Vertical	Pass
6	16049.887	51.33	-0.10	74.0	-22.67	Peak	304.00	150	Vertical	Pass
6**	16049.887	41.57	-0.10	54.0	-12.43	AV	304.00	150	Vertical	Pass

11ac20, U-NII-2C, 1 GHz to 18 GHz, Middle Channel, ANT H

No.	Frequency (MHz)	Results (dBuV/m)	Factor (dB)	Limit (dBuV/m)	Over Limit (dB)	Detector	Table (Degree)	Height (cm)	Antenna	Verdict
1	1167.300	37.65	-18.30	74.0	-36.35	Peak	330.00	150	Horizontal	Pass
1**	1167.300	26.74	-18.30	54.0	-27.26	AV	330.00	150	Horizontal	Pass
2	4275.750	47.58	-4.96	74.0	-26.42	Peak	356.00	150	Horizontal	Pass
2**	4275.750	36.74	-4.96	54.0	-17.26	AV	356.00	150	Horizontal	Pass
3	5581.750	108.86	-2.77	--	--	Peak	148.00	150	Horizontal	N/A
3**	5581.750	101.75	-2.77	--	--	AV	148.00	150	Horizontal	N/A
4	7567.000	52.69	-0.01	74.0	-21.31	Peak	239.00	150	Horizontal	Pass
4**	7567.000	42.90	-0.01	54.0	-11.10	AV	239.00	150	Horizontal	Pass
5	12295.425	49.48	-2.48	74.0	-24.52	Peak	93.00	150	Horizontal	Pass
5**	12295.425	39.64	-2.48	54.0	-14.36	AV	93.00	150	Horizontal	Pass
6	15948.300	50.70	-0.26	74.0	-23.30	Peak	228.00	150	Horizontal	Pass
6**	15948.300	42.29	-0.26	54.0	-11.71	AV	228.00	150	Horizontal	Pass

11ac20, U-NII-2C, 1 GHz to 18 GHz, Middle Channel, ANT V

No.	Frequency (MHz)	Results (dBuV/m)	Factor (dB)	Limit (dBuV/m)	Over Limit (dB)	Detector	Table (Degree)	Height (cm)	Antenna	Verdict
1	1190.800	36.19	-18.06	74.0	-37.81	Peak	223.00	150	Vertical	Pass
1**	1190.800	26.81	-18.06	54.0	-27.19	AV	223.00	150	Vertical	Pass
2	4305.250	47.31	-4.21	74.0	-26.69	Peak	248.00	150	Vertical	Pass
2**	4305.250	37.74	-4.21	54.0	-16.26	AV	248.00	150	Vertical	Pass
3	5581.750	97.29	-2.77	--	--	Peak	115.00	150	Vertical	N/A
3**	5581.750	88.84	-2.77	--	--	AV	115.00	150	Vertical	N/A
4	7459.000	51.70	1.15	74.0	-22.30	Peak	6.00	150	Vertical	Pass
4**	7459.000	43.78	1.15	54.0	-10.22	AV	6.00	150	Vertical	Pass
5	11430.450	48.72	-4.01	74.0	-25.28	Peak	148.00	150	Vertical	Pass
5**	11430.450	39.00	-4.01	54.0	-15.00	AV	148.00	150	Vertical	Pass
6	15717.826	51.75	-0.27	74.0	-22.25	Peak	192.00	150	Vertical	Pass
6**	15717.826	41.19	-0.27	54.0	-12.81	AV	192.00	150	Vertical	Pass

11ac20, U-NII-2C, 1 GHz to 18 GHz, High Channel, ANT H

No.	Frequency (MHz)	Results (dBuV/m)	Factor (dB)	Limit (dBuV/m)	Over Limit (dB)	Detector	Table (Degree)	Height (cm)	Antenna	Verdict
1	1178.500	36.45	-17.92	74.0	-37.55	Peak	303.00	150	Horizontal	Pass
1**	1178.500	27.61	-17.92	54.0	-26.39	AV	303.00	150	Horizontal	Pass
2	4309.000	47.25	-4.27	74.0	-26.75	Peak	347.00	150	Horizontal	Pass
2**	4309.000	37.86	-4.27	54.0	-16.14	AV	347.00	150	Horizontal	Pass
3	5701.500	108.94	-2.86	--	--	Peak	150.00	150	Horizontal	N/A
3**	5701.500	101.88	-2.86	--	--	AV	150.00	150	Horizontal	N/A
4	7455.750	52.29	1.15	74.0	-21.71	Peak	199.00	150	Horizontal	Pass
4**	7455.750	43.26	1.15	54.0	-10.74	AV	199.00	150	Horizontal	Pass
5	11440.425	49.54	-3.94	74.0	-24.46	Peak	165.00	150	Horizontal	Pass
5**	11440.425	39.47	-3.94	54.0	-14.53	AV	165.00	150	Horizontal	Pass
6	15943.838	50.87	-0.35	74.0	-23.13	Peak	352.00	150	Horizontal	Pass
6**	15943.838	41.14	-0.35	54.0	-12.86	AV	352.00	150	Horizontal	Pass

11ac20, U-NII-2C, 1 GHz to 18 GHz, High Channel, ANT V

No.	Frequency (MHz)	Results (dBuV/m)	Factor (dB)	Limit (dBuV/m)	Over Limit (dB)	Detector	Table (Degree)	Height (cm)	Antenna	Verdict
1	1133.400	36.32	-18.22	74.0	-37.68	Peak	155.00	150	Vertical	Pass
1**	1133.400	26.94	-18.22	54.0	-27.06	AV	155.00	150	Vertical	Pass
2	4121.250	46.04	-5.91	74.0	-27.96	Peak	282.00	150	Vertical	Pass
2**	4121.250	36.27	-5.91	54.0	-17.73	AV	282.00	150	Vertical	Pass
3	5698.750	95.65	-2.97	--	--	Peak	199.00	150	Vertical	N/A
3**	5698.750	88.90	-2.97	--	--	AV	199.00	150	Vertical	N/A
4	7469.250	52.30	0.59	74.0	-21.70	Peak	316.00	150	Vertical	Pass
4**	7469.250	42.34	0.59	54.0	-11.66	AV	316.00	150	Vertical	Pass
5	12520.337	49.36	-2.33	74.0	-24.64	Peak	100.00	150	Vertical	Pass
5**	12520.337	38.93	-2.33	54.0	-15.07	AV	100.00	150	Vertical	Pass
6	15945.938	51.08	-0.31	74.0	-22.92	Peak	256.00	150	Vertical	Pass
6**	15945.938	41.45	-0.31	54.0	-12.55	AV	256.00	150	Vertical	Pass

11ac40, U-NII-2C, 1 GHz to 18 GHz, Low Channel, ANT H

No.	Frequency (MHz)	Results (dBuV/m)	Factor (dB)	Limit (dBuV/m)	Over Limit (dB)	Detector	Table (Degree)	Height (cm)	Antenna	Verdict
1	1049.800	36.95	-18.53	74.0	-37.05	Peak	8.00	150	Horizontal	Pass
1**	1049.800	27.13	-18.53	54.0	-26.87	AV	8.00	150	Horizontal	Pass
2	4236.750	46.83	-5.12	74.0	-27.17	Peak	290.00	150	Horizontal	Pass
2**	4236.750	37.10	-5.12	54.0	-16.90	AV	290.00	150	Horizontal	Pass
3	5508.500	107.33	-3.29	--	--	Peak	149.00	150	Horizontal	N/A
3**	5508.500	100.09	-3.29	--	--	AV	149.00	150	Horizontal	N/A
4	7508.000	51.88	0.34	74.0	-22.12	Peak	208.00	150	Horizontal	Pass
4**	7508.000	42.83	0.34	54.0	-11.17	AV	208.00	150	Horizontal	Pass
5	11873.625	48.37	-3.27	74.0	-25.63	Peak	53.00	150	Horizontal	Pass
5**	11873.625	38.46	-3.27	54.0	-15.54	AV	53.00	150	Horizontal	Pass
6	16039.125	50.85	-0.11	74.0	-23.15	Peak	324.00	150	Horizontal	Pass
6**	16039.125	41.22	-0.11	54.0	-12.78	AV	324.00	150	Horizontal	Pass

11ac40, U-NII-2C, 1 GHz to 18 GHz, Low Channel, ANT V

No.	Frequency (MHz)	Results (dBuV/m)	Factor (dB)	Limit (dBuV/m)	Over Limit (dB)	Detector	Table (Degree)	Height (cm)	Antenna	Verdict
1	1191.300	37.21	-18.00	74.0	-36.79	Peak	358.00	150	Vertical	Pass
1**	1191.300	27.57	-18.00	54.0	-26.43	AV	358.00	150	Vertical	Pass
2	4122.500	46.50	-5.81	74.0	-27.50	Peak	13.00	150	Vertical	Pass
2**	4122.500	36.55	-5.81	54.0	-17.45	AV	13.00	150	Vertical	Pass
3	5508.000	94.94	-3.27	--	--	Peak	5.00	150	Vertical	N/A
3**	5508.000	87.22	-3.27	--	--	AV	5.00	150	Vertical	N/A
4	7518.000	52.09	0.90	74.0	-21.91	Peak	360.00	150	Vertical	Pass
4**	7518.000	43.09	0.90	54.0	-10.91	AV	360.00	150	Vertical	Pass
5	11779.338	48.98	-3.72	74.0	-25.02	Peak	160.00	150	Vertical	Pass
5**	11779.338	39.55	-3.72	54.0	-14.45	AV	160.00	150	Vertical	Pass
6	15711.526	50.66	-0.14	74.0	-23.34	Peak	352.00	150	Vertical	Pass
6**	15711.526	40.73	-0.14	54.0	-13.27	AV	352.00	150	Vertical	Pass

11ac40, U-NII-2C, 1 GHz to 18 GHz, Middle Channel, ANT H

No.	Frequency (MHz)	Results (dBuV/m)	Factor (dB)	Limit (dBuV/m)	Over Limit (dB)	Detector	Table (Degree)	Height (cm)	Antenna	Verdict
1	1221.300	36.29	-17.99	74.0	-37.71	Peak	244.00	150	Horizontal	Pass
1**	1221.300	28.27	-17.99	54.0	-25.73	AV	244.00	150	Horizontal	Pass
2	4258.750	46.93	-4.55	74.0	-27.07	Peak	70.00	150	Horizontal	Pass
2**	4258.750	37.07	-4.55	54.0	-16.93	AV	70.00	150	Horizontal	Pass
3	5596.250	107.38	-3.00	--	--	Peak	153.00	150	Horizontal	N/A
3**	5596.250	100.06	-3.00	--	--	AV	153.00	150	Horizontal	N/A
4	7513.250	51.81	0.65	74.0	-22.19	Peak	312.00	150	Horizontal	Pass
4**	7513.250	42.46	0.65	54.0	-11.54	AV	312.00	150	Horizontal	Pass
5	12057.687	48.76	-3.39	74.0	-25.24	Peak	360.00	150	Horizontal	Pass
5**	12057.687	39.72	-3.39	54.0	-14.28	AV	360.00	150	Horizontal	Pass
6	15776.099	50.71	-0.83	74.0	-23.29	Peak	279.00	150	Horizontal	Pass
6**	15776.099	41.38	-0.83	54.0	-12.62	AV	279.00	150	Horizontal	Pass

11ac40, U-NII-2C, 1 GHz to 18 GHz, Middle Channel, ANT V

No.	Frequency (MHz)	Results (dBuV/m)	Factor (dB)	Limit (dBuV/m)	Over Limit (dB)	Detector	Table (Degree)	Height (cm)	Antenna	Verdict
1	1214.800	37.29	-17.73	74.0	-36.71	Peak	25.00	150	Vertical	Pass
1**	1214.800	27.25	-17.73	54.0	-26.75	AV	25.00	150	Vertical	Pass
2	4364.250	47.43	-4.20	74.0	-26.57	Peak	273.00	150	Vertical	Pass
2**	4364.250	37.35	-4.20	54.0	-16.65	AV	273.00	150	Vertical	Pass
3	5592.250	95.18	-3.26	--	--	Peak	116.00	150	Vertical	N/A
3**	5592.250	87.58	-3.26	--	--	AV	116.00	150	Vertical	N/A
4	7471.250	52.02	0.77	74.0	-21.98	Peak	116.00	150	Vertical	Pass
4**	7471.250	43.23	0.77	54.0	-10.77	AV	116.00	150	Vertical	Pass
5	11430.688	48.81	-4.00	74.0	-25.19	Peak	0.00	150	Vertical	Pass
5**	11430.688	40.87	-4.00	54.0	-13.13	AV	0.00	150	Vertical	Pass
6	15785.550	51.19	-0.78	74.0	-22.81	Peak	254.00	150	Vertical	Pass
6**	15785.550	40.32	-0.78	54.0	-13.68	AV	254.00	150	Vertical	Pass

11ac40, U-NII-2C, 1 GHz to 18 GHz, High Channel, ANT H

No.	Frequency (MHz)	Results (dBuV/m)	Factor (dB)	Limit (dBuV/m)	Over Limit (dB)	Detector	Table (Degree)	Height (cm)	Antenna	Verdict
1	1205.000	36.67	-17.91	74.0	-37.33	Peak	7.00	150	Horizontal	Pass
1**	1205.000	26.89	-17.91	54.0	-27.11	AV	7.00	150	Horizontal	Pass
2	4312.250	46.51	-4.29	74.0	-27.49	Peak	314.00	150	Horizontal	Pass
2**	4312.250	37.29	-4.29	54.0	-16.71	AV	314.00	150	Horizontal	Pass
3	5665.000	107.18	-3.07	--	--	Peak	155.00	150	Horizontal	N/A
3**	5665.000	99.31	-3.07	--	--	AV	155.00	150	Horizontal	N/A
4	7468.000	52.14	0.79	74.0	-21.86	Peak	130.00	150	Horizontal	Pass
4**	7468.000	43.16	0.79	54.0	-10.84	AV	130.00	150	Horizontal	Pass
5	12432.700	49.02	-2.42	74.0	-24.98	Peak	78.00	150	Horizontal	Pass
5**	12432.700	39.68	-2.42	54.0	-14.32	AV	78.00	150	Horizontal	Pass
6	15823.088	50.99	-0.74	74.0	-23.01	Peak	360.00	150	Horizontal	Pass
6**	15823.088	40.35	-0.74	54.0	-13.65	AV	360.00	150	Horizontal	Pass

11ac40, U-NII-2C, 1 GHz to 18 GHz, High Channel, ANT V

No.	Frequency (MHz)	Results (dBuV/m)	Factor (dB)	Limit (dBuV/m)	Over Limit (dB)	Detector	Table (Degree)	Height (cm)	Antenna	Verdict
1	1195.500	36.86	-17.96	74.0	-37.14	Peak	298.00	150	Vertical	Pass
1**	1195.500	27.57	-17.96	54.0	-26.43	AV	298.00	150	Vertical	Pass
2	4316.750	47.16	-4.60	74.0	-26.84	Peak	350.00	150	Vertical	Pass
2**	4316.750	37.43	-4.60	54.0	-16.57	AV	350.00	150	Vertical	Pass
3	5667.000	95.62	-3.29	--	--	Peak	1.00	150	Vertical	N/A
3**	5667.000	87.57	-3.29	--	--	AV	1.00	150	Vertical	N/A
4	7508.500	52.20	0.41	74.0	-21.80	Peak	231.00	150	Vertical	Pass
4**	7508.500	43.19	0.41	54.0	-10.81	AV	231.00	150	Vertical	Pass
5	12340.787	50.42	-2.75	74.0	-23.58	Peak	31.00	150	Vertical	Pass
5**	12340.787	39.20	-2.75	54.0	-14.80	AV	31.00	150	Vertical	Pass
6	15540.375	50.47	-0.58	74.0	-23.53	Peak	281.00	150	Vertical	Pass
6**	15540.375	41.19	-0.58	54.0	-12.81	AV	281.00	150	Vertical	Pass

11ac80, U-NII-2C, 1 GHz to 18 GHz, Low Channel, ANT H

No.	Frequency (MHz)	Results (dBuV/m)	Factor (dB)	Limit (dBuV/m)	Over Limit (dB)	Detector	Table (Degree)	Height (cm)	Antenna	Verdict
1	1193.000	36.77	-17.90	74.0	-37.23	Peak	360.00	150	Horizontal	Pass
1**	1193.000	26.77	-17.90	54.0	-27.23	AV	360.00	150	Horizontal	Pass
2	4078.250	45.78	-5.82	74.0	-28.22	Peak	360.00	150	Horizontal	Pass
2**	4078.250	37.34	-5.82	54.0	-16.66	AV	360.00	150	Horizontal	Pass
3	5535.000	104.82	-3.02	--	--	Peak	160.00	150	Horizontal	N/A
3**	5535.000	96.70	-3.02	--	--	AV	160.00	150	Horizontal	N/A
4	7461.000	52.69	1.13	74.0	-21.31	Peak	356.00	150	Horizontal	Pass
4**	7461.000	44.18	1.13	54.0	-9.82	AV	356.00	150	Horizontal	Pass
5	11462.988	49.54	-3.98	74.0	-24.46	Peak	252.00	150	Horizontal	Pass
5**	11462.988	38.81	-3.98	54.0	-15.19	AV	252.00	150	Horizontal	Pass
6	15463.200	50.65	-0.32	74.0	-23.35	Peak	360.00	150	Horizontal	Pass
6**	15463.200	41.31	-0.32	54.0	-12.69	AV	360.00	150	Horizontal	Pass

11ac80, U-NII-2C, 1 GHz to 18 GHz, Low Channel, ANT V

No.	Frequency (MHz)	Results (dBuV/m)	Factor (dB)	Limit (dBuV/m)	Over Limit (dB)	Detector	Table (Degree)	Height (cm)	Antenna	Verdict
1	1075.700	35.76	-18.24	74.0	-38.24	Peak	360.00	150	Vertical	Pass
1**	1075.700	26.68	-18.24	54.0	-27.32	AV	360.00	150	Vertical	Pass
2	4318.500	46.74	-4.59	74.0	-27.26	Peak	265.00	150	Vertical	Pass
2**	4318.500	37.27	-4.59	54.0	-16.73	AV	265.00	150	Vertical	Pass
3	5526.000	91.13	-3.02	--	--	Peak	17.00	150	Vertical	N/A
3**	5526.000	83.89	-3.02	--	--	AV	17.00	150	Vertical	N/A
4	7455.750	52.33	1.15	74.0	-21.67	Peak	333.00	150	Vertical	Pass
4**	7455.750	43.26	1.15	54.0	-10.74	AV	333.00	150	Vertical	Pass
5	12444.812	48.98	-2.23	74.0	-25.02	Peak	0.00	150	Vertical	Pass
5**	12444.812	39.45	-2.23	54.0	-14.55	AV	0.00	150	Vertical	Pass
6	15702.862	50.44	0.04	74.0	-23.56	Peak	352.00	150	Vertical	Pass
6**	15702.862	40.41	0.04	54.0	-13.59	AV	352.00	150	Vertical	Pass

11ac80, U-NII-2C, 1 GHz to 18 GHz, High Channel, ANT H

No.	Frequency (MHz)	Results (dBuV/m)	Factor (dB)	Limit (dBuV/m)	Over Limit (dB)	Detector	Table (Degree)	Height (cm)	Antenna	Verdict
1	1133.400	36.66	-18.22	74.0	-37.34	Peak	53.00	150	Horizontal	Pass
1**	1133.400	26.90	-18.22	54.0	-27.10	AV	53.00	150	Horizontal	Pass
2	4243.250	46.46	-5.37	74.0	-27.54	Peak	324.00	150	Horizontal	Pass
2**	4243.250	37.45	-5.37	54.0	-16.55	AV	324.00	150	Horizontal	Pass
3	5603.500	105.57	-2.98	--	--	Peak	158.00	150	Horizontal	N/A
3**	5603.500	96.83	-2.98	--	--	AV	158.00	150	Horizontal	N/A
4	7467.750	52.64	0.83	74.0	-21.36	Peak	16.00	150	Horizontal	Pass
4**	7467.750	43.13	0.83	54.0	-10.87	AV	16.00	150	Horizontal	Pass
5	12432.224	48.82	-2.42	74.0	-25.18	Peak	190.00	150	Horizontal	Pass
5**	12432.224	39.74	-2.42	54.0	-14.26	AV	190.00	150	Horizontal	Pass
6	15445.613	50.53	-0.17	74.0	-23.47	Peak	360.00	150	Horizontal	Pass
6**	15445.613	39.97	-0.17	54.0	-14.03	AV	360.00	150	Horizontal	Pass

11ac80, U-NII-2C, 1 GHz to 18 GHz, High Channel, ANT V

No.	Frequency (MHz)	Results (dBuV/m)	Factor (dB)	Limit (dBuV/m)	Over Limit (dB)	Detector	Table (Degree)	Height (cm)	Antenna	Verdict
1	1119.500	36.24	-18.56	74.0	-37.76	Peak	4.00	150	Vertical	Pass
1**	1119.500	26.39	-18.56	54.0	-27.61	AV	4.00	150	Vertical	Pass
2	4224.750	46.43	-5.51	74.0	-27.57	Peak	331.00	150	Vertical	Pass
2**	4224.750	36.68	-5.51	54.0	-17.32	AV	331.00	150	Vertical	Pass
3	5603.000	93.02	-2.96	--	--	Peak	15.00	150	Vertical	N/A
3**	5603.000	85.93	-2.96	--	--	AV	15.00	150	Vertical	N/A
4	7443.750	52.11	0.43	74.0	-21.89	Peak	40.00	150	Vertical	Pass
4**	7443.750	43.39	0.43	54.0	-10.61	AV	40.00	150	Vertical	Pass
5	11180.125	48.54	-4.19	74.0	-25.46	Peak	214.00	150	Vertical	Pass
5**	11180.125	39.04	-4.19	54.0	-14.96	AV	214.00	150	Vertical	Pass
6	15704.700	50.54	0.00	74.0	-23.46	Peak	337.00	150	Vertical	Pass
6**	15704.700	41.75	0.00	54.0	-12.25	AV	337.00	150	Vertical	Pass

11a, U-NII-3, 1 GHz to 18 GHz, Low Channel, ANT H

No.	Frequency (MHz)	Results (dBuV/m)	Factor (dB)	Limit (dBuV/m)	Over Limit (dB)	Detector	Table (Degree)	Height (cm)	Antenna	Verdict
1	1132.400	35.78	-18.22	74.0	-38.22	Peak	182.00	150	Horizontal	Pass
1**	1132.400	26.88	-18.22	54.0	-27.12	AV	182.00	150	Horizontal	Pass
2	4201.250	46.59	-5.46	74.0	-27.41	Peak	356.00	150	Horizontal	Pass
2**	4201.250	37.36	-5.46	54.0	-16.64	AV	356.00	150	Horizontal	Pass
3	5743.750	109.02	-2.99	--	--	Peak	158.00	150	Horizontal	N/A
3**	5743.750	101.20	-2.99	--	--	AV	158.00	150	Horizontal	N/A
4	7426.250	52.68	0.86	74.0	-21.32	Peak	341.00	150	Horizontal	Pass
4**	7426.250	42.60	0.86	54.0	-11.40	AV	341.00	150	Horizontal	Pass
5	11796.912	49.30	-3.56	74.0	-24.70	Peak	0.00	150	Horizontal	Pass
5**	11796.912	39.74	-3.56	54.0	-14.26	AV	0.00	150	Horizontal	Pass
6	15836.213	50.14	-0.75	74.0	-23.86	Peak	280.00	150	Horizontal	Pass
6**	15836.213	41.89	-0.75	54.0	-12.11	AV	280.00	150	Horizontal	Pass

11a, U-NII-3, 1 GHz to 18 GHz, Low Channel, ANT V

No.	Frequency (MHz)	Results (dBuV/m)	Factor (dB)	Limit (dBuV/m)	Over Limit (dB)	Detector	Table (Degree)	Height (cm)	Antenna	Verdict
1	1190.500	36.91	-18.10	74.0	-37.09	Peak	333.00	150	Vertical	Pass
1**	1190.500	27.60	-18.10	54.0	-26.40	AV	333.00	150	Vertical	Pass
2	4260.750	47.25	-4.45	74.0	-26.75	Peak	7.00	150	Vertical	Pass
2**	4260.750	38.02	-4.45	54.0	-15.98	AV	7.00	150	Vertical	Pass
3	5746.750	98.08	-2.92	--	--	Peak	132.00	150	Vertical	N/A
3**	5746.750	91.11	-2.92	--	--	AV	132.00	150	Vertical	N/A
4	7505.500	51.90	-0.17	74.0	-22.10	Peak	284.00	150	Vertical	Pass
4**	7505.500	43.24	-0.17	54.0	-10.76	AV	284.00	150	Vertical	Pass
5	10820.787	48.90	-5.06	74.0	-25.10	Peak	173.00	150	Vertical	Pass
5**	10820.787	38.58	-5.06	54.0	-15.42	AV	173.00	150	Vertical	Pass
6	15809.700	51.19	-0.72	74.0	-22.81	Peak	329.00	150	Vertical	Pass
6**	15809.700	41.17	-0.72	54.0	-12.83	AV	329.00	150	Vertical	Pass

11a, U-NII-3, 1 GHz to 18 GHz, Middle Channel, ANT H

No.	Frequency (MHz)	Results (dBuV/m)	Factor (dB)	Limit (dBuV/m)	Over Limit (dB)	Detector	Table (Degree)	Height (cm)	Antenna	Verdict
1	1133.700	36.35	-18.22	74.0	-37.65	Peak	102.00	150	Horizontal	Pass
1**	1133.700	28.21	-18.22	54.0	-25.79	AV	102.00	150	Horizontal	Pass
2	4023.250	46.12	-6.19	74.0	-27.88	Peak	0.00	150	Horizontal	Pass
2**	4023.250	36.84	-6.19	54.0	-17.16	AV	0.00	150	Horizontal	Pass
3	5786.750	109.00	-3.11	--	--	Peak	155.00	150	Horizontal	N/A
3**	5786.750	102.41	-3.11	--	--	AV	155.00	150	Horizontal	N/A
4	7456.750	52.53	1.13	74.0	-21.47	Peak	54.00	150	Horizontal	Pass
4**	7456.750	44.14	1.13	54.0	-9.86	AV	54.00	150	Horizontal	Pass
5	11318.112	49.24	-4.18	74.0	-24.76	Peak	225.00	150	Horizontal	Pass
5**	11318.112	38.70	-4.18	54.0	-15.30	AV	225.00	150	Horizontal	Pass
6	15708.900	50.39	-0.08	74.0	-23.61	Peak	338.00	150	Horizontal	Pass
6**	15708.900	40.56	-0.08	54.0	-13.44	AV	338.00	150	Horizontal	Pass

11a, U-NII-3, 1 GHz to 18 GHz, Middle Channel, ANT V

No.	Frequency (MHz)	Results (dBuV/m)	Factor (dB)	Limit (dBuV/m)	Over Limit (dB)	Detector	Table (Degree)	Height (cm)	Antenna	Verdict
1	1203.700	36.77	-17.83	74.0	-37.23	Peak	328.00	150	Vertical	Pass
1**	1203.700	27.55	-17.83	54.0	-26.45	AV	328.00	150	Vertical	Pass
2	4181.750	46.53	-5.04	74.0	-27.47	Peak	206.00	150	Vertical	Pass
2**	4181.750	37.49	-5.04	54.0	-16.51	AV	206.00	150	Vertical	Pass
3	5783.750	99.50	-3.19	--	--	Peak	146.00	150	Vertical	N/A
3**	5783.750	91.69	-3.19	--	--	AV	146.00	150	Vertical	N/A
4	7447.500	52.59	0.44	74.0	-21.41	Peak	349.00	150	Vertical	Pass
4**	7447.500	43.82	0.44	54.0	-10.18	AV	349.00	150	Vertical	Pass
5	12459.537	49.25	-2.21	74.0	-24.75	Peak	66.00	150	Vertical	Pass
5**	12459.537	39.11	-2.21	54.0	-14.89	AV	66.00	150	Vertical	Pass
6	16148.062	50.85	-0.49	74.0	-23.15	Peak	329.00	150	Vertical	Pass
6**	16148.062	41.20	-0.49	54.0	-12.80	AV	329.00	150	Vertical	Pass

11a, U-NII-3, 1 GHz to 18 GHz, High Channel, ANT H

No.	Frequency (MHz)	Results (dBuV/m)	Factor (dB)	Limit (dBuV/m)	Over Limit (dB)	Detector	Table (Degree)	Height (cm)	Antenna	Verdict
1	1134.100	35.92	-18.23	74.0	-38.08	Peak	116.00	150	Horizontal	Pass
1**	1134.100	26.81	-18.23	54.0	-27.19	AV	116.00	150	Horizontal	Pass
2	4279.750	46.72	-4.65	74.0	-27.28	Peak	329.00	150	Horizontal	Pass
2**	4279.750	36.99	-4.65	54.0	-17.01	AV	329.00	150	Horizontal	Pass
3	5823.250	108.32	-3.11	--	--	Peak	182.00	150	Horizontal	N/A
3**	5823.250	100.66	-3.11	--	--	AV	182.00	150	Horizontal	N/A
4	7457.500	51.92	1.14	74.0	-22.08	Peak	208.00	150	Horizontal	Pass
4**	7457.500	43.04	1.14	54.0	-10.96	AV	208.00	150	Horizontal	Pass
5	11045.937	49.17	-5.05	74.0	-24.83	Peak	182.00	150	Horizontal	Pass
5**	11045.937	38.20	-5.05	54.0	-15.80	AV	182.00	150	Horizontal	Pass
6	15696.037	50.76	-0.01	74.0	-23.24	Peak	304.00	150	Horizontal	Pass
6**	15696.037	40.57	-0.01	54.0	-13.43	AV	304.00	150	Horizontal	Pass

11a, U-NII-3, 1 GHz to 18 GHz, High Channel, ANT V

No.	Frequency (MHz)	Results (dBuV/m)	Factor (dB)	Limit (dBuV/m)	Over Limit (dB)	Detector	Table (Degree)	Height (cm)	Antenna	Verdict
1	1216.400	36.86	-17.81	74.0	-37.14	Peak	122.00	150	Vertical	Pass
1**	1216.400	27.40	-17.81	54.0	-26.60	AV	122.00	150	Vertical	Pass
2	4310.000	46.99	-4.31	74.0	-27.01	Peak	138.00	150	Vertical	Pass
2**	4310.000	37.64	-4.31	54.0	-16.36	AV	138.00	150	Vertical	Pass
3	5823.500	99.74	-3.12	--	--	Peak	130.00	150	Vertical	N/A
3**	5823.500	91.48	-3.12	--	--	AV	130.00	150	Vertical	N/A
4	7438.750	52.18	0.35	74.0	-21.82	Peak	96.00	150	Vertical	Pass
4**	7438.750	42.07	0.35	54.0	-11.93	AV	96.00	150	Vertical	Pass
5	11207.675	49.22	-4.08	74.0	-24.78	Peak	66.00	150	Vertical	Pass
5**	11207.675	38.75	-4.08	54.0	-15.25	AV	66.00	150	Vertical	Pass
6	15707.325	51.85	-0.05	74.0	-22.15	Peak	21.00	150	Vertical	Pass
6**	15707.325	42.55	-0.05	54.0	-11.45	AV	21.00	150	Vertical	Pass

11n20, U-NII-3, 1 GHz to 18 GHz, Low Channel, ANT H

No.	Frequency (MHz)	Results (dBuV/m)	Factor (dB)	Limit (dBuV/m)	Over Limit (dB)	Detector	Table (Degree)	Height (cm)	Antenna	Verdict
1	1182.100	37.23	-17.96	74.0	-36.77	Peak	344.00	150	Horizontal	Pass
1**	1182.100	27.01	-17.96	54.0	-26.99	AV	344.00	150	Horizontal	Pass
2	4237.750	47.39	-5.16	74.0	-26.61	Peak	0.00	150	Horizontal	Pass
2**	4237.750	37.38	-5.16	54.0	-16.62	AV	0.00	150	Horizontal	Pass
3	5743.750	107.60	-2.99	--	--	Peak	162.00	150	Horizontal	N/A
3**	5743.750	100.39	-2.99	--	--	AV	162.00	150	Horizontal	N/A
4	7495.750	52.16	-0.36	74.0	-21.84	Peak	84.00	150	Horizontal	Pass
4**	7495.750	43.83	-0.36	54.0	-10.17	AV	84.00	150	Horizontal	Pass
5	12070.513	49.28	-3.50	74.0	-24.72	Peak	276.00	150	Horizontal	Pass
5**	12070.513	39.87	-3.50	54.0	-14.13	AV	276.00	150	Horizontal	Pass
6	15561.900	51.11	-0.70	74.0	-22.89	Peak	326.00	150	Horizontal	Pass
6**	15561.900	40.23	-0.70	54.0	-13.77	AV	326.00	150	Horizontal	Pass

11n20, U-NII-3, 1 GHz to 18 GHz, Low Channel, ANT V

No.	Frequency (MHz)	Results (dBuV/m)	Factor (dB)	Limit (dBuV/m)	Over Limit (dB)	Detector	Table (Degree)	Height (cm)	Antenna	Verdict
1	1138.400	36.06	-18.37	74.0	-37.94	Peak	235.00	150	Vertical	Pass
1**	1138.400	27.80	-18.37	54.0	-26.20	AV	235.00	150	Vertical	Pass
2	4225.000	45.79	-5.47	74.0	-28.21	Peak	360.00	150	Vertical	Pass
2**	4225.000	36.36	-5.47	54.0	-17.64	AV	360.00	150	Vertical	Pass
3	5743.750	97.04	-2.99	--	--	Peak	138.00	150	Vertical	N/A
3**	5743.750	90.29	-2.99	--	--	AV	138.00	150	Vertical	N/A
4	7457.500	52.20	1.14	74.0	-21.80	Peak	333.00	150	Vertical	Pass
4**	7457.500	43.58	1.14	54.0	-10.42	AV	333.00	150	Vertical	Pass
5	12036.312	48.81	-3.40	74.0	-25.19	Peak	31.00	150	Vertical	Pass
5**	12036.312	39.08	-3.40	54.0	-14.92	AV	31.00	150	Vertical	Pass
6	15694.463	50.36	-0.06	74.0	-23.64	Peak	360.00	150	Vertical	Pass
6**	15694.463	40.40	-0.06	54.0	-13.60	AV	360.00	150	Vertical	Pass

11n20, U-NII-3, 1 GHz to 18 GHz, Middle Channel, ANT H

No.	Frequency (MHz)	Results (dBuV/m)	Factor (dB)	Limit (dBuV/m)	Over Limit (dB)	Detector	Table (Degree)	Height (cm)	Antenna	Verdict
1	1215.000	36.68	-17.73	74.0	-37.32	Peak	77.00	150	Horizontal	Pass
1**	1215.000	27.59	-17.73	54.0	-26.41	AV	77.00	150	Horizontal	Pass
2	4262.750	45.99	-4.60	74.0	-28.01	Peak	331.00	150	Horizontal	Pass
2**	4262.750	38.42	-4.60	54.0	-15.58	AV	331.00	150	Horizontal	Pass
3	5787.500	107.68	-3.17	--	--	Peak	155.00	150	Horizontal	N/A
3**	5787.500	101.65	-3.17	--	--	AV	155.00	150	Horizontal	N/A
4	7474.750	52.04	0.65	74.0	-21.96	Peak	30.00	150	Horizontal	Pass
4**	7474.750	43.87	0.65	54.0	-10.13	AV	30.00	150	Horizontal	Pass
5	11718.537	48.41	-4.12	74.0	-25.59	Peak	360.00	150	Horizontal	Pass
5**	11718.537	39.35	-4.12	54.0	-14.65	AV	360.00	150	Horizontal	Pass
6	15710.737	51.00	-0.12	74.0	-23.00	Peak	223.00	150	Horizontal	Pass
6**	15710.737	40.85	-0.12	54.0	-13.15	AV	223.00	150	Horizontal	Pass

11n20, U-NII-3, 1 GHz to 18 GHz, Middle Channel, ANT V

No.	Frequency (MHz)	Results (dBuV/m)	Factor (dB)	Limit (dBuV/m)	Over Limit (dB)	Detector	Table (Degree)	Height (cm)	Antenna	Verdict
1	1014.100	36.48	-18.29	74.0	-37.52	Peak	261.00	150	Vertical	Pass
1**	1014.100	26.30	-18.29	54.0	-27.70	AV	261.00	150	Vertical	Pass
2	4255.750	46.84	-4.80	74.0	-27.16	Peak	214.00	150	Vertical	Pass
2**	4255.750	37.66	-4.80	54.0	-16.34	AV	214.00	150	Vertical	Pass
3	5783.500	98.27	-3.18	--	--	Peak	147.00	150	Vertical	N/A
3**	5783.500	90.31	-3.18	--	--	AV	147.00	150	Vertical	N/A
4	7475.500	52.54	0.67	74.0	-21.46	Peak	272.00	150	Vertical	Pass
4**	7475.500	43.56	0.67	54.0	-10.44	AV	272.00	150	Vertical	Pass
5	11784.325	48.57	-3.67	74.0	-25.43	Peak	123.00	150	Vertical	Pass
5**	11784.325	39.24	-3.67	54.0	-14.76	AV	123.00	150	Vertical	Pass
6	15698.925	50.56	0.07	74.0	-23.44	Peak	360.00	150	Vertical	Pass
6**	15698.925	41.33	0.07	54.0	-12.67	AV	360.00	150	Vertical	Pass

11n20, U-NII-3, 1 GHz to 18 GHz, High Channel, ANT H

No.	Frequency (MHz)	Results (dBuV/m)	Factor (dB)	Limit (dBuV/m)	Over Limit (dB)	Detector	Table (Degree)	Height (cm)	Antenna	Verdict
1	1142.200	36.08	-18.25	74.0	-37.92	Peak	10.00	150	Horizontal	Pass
1**	1142.200	27.60	-18.25	54.0	-26.40	AV	10.00	150	Horizontal	Pass
2	4231.250	46.41	-5.10	74.0	-27.59	Peak	16.00	150	Horizontal	Pass
2**	4231.250	37.26	-5.10	54.0	-16.74	AV	16.00	150	Horizontal	Pass
3	5827.000	107.83	-2.92	--	--	Peak	150.00	150	Horizontal	N/A
3**	5827.000	100.06	-2.92	--	--	AV	150.00	150	Horizontal	N/A
4	7529.500	51.83	0.79	74.0	-22.17	Peak	275.00	150	Horizontal	Pass
4**	7529.500	43.13	0.79	54.0	-10.87	AV	275.00	150	Horizontal	Pass
5	11783.612	48.98	-3.68	74.0	-25.02	Peak	273.00	150	Horizontal	Pass
5**	11783.612	39.81	-3.68	54.0	-14.19	AV	273.00	150	Horizontal	Pass
6	15698.662	50.57	0.06	74.0	-23.43	Peak	256.00	150	Horizontal	Pass
6**	15698.662	41.74	0.06	54.0	-12.26	AV	256.00	150	Horizontal	Pass

11n20, U-NII-3, 1 GHz to 18 GHz, High Channel, ANT V

No.	Frequency (MHz)	Results (dBuV/m)	Factor (dB)	Limit (dBuV/m)	Over Limit (dB)	Detector	Table (Degree)	Height (cm)	Antenna	Verdict
1	1192.900	37.36	-17.90	74.0	-36.64	Peak	277.00	150	Vertical	Pass
1**	1192.900	27.76	-17.90	54.0	-26.24	AV	277.00	150	Vertical	Pass
2	4268.750	46.87	-4.76	74.0	-27.13	Peak	2.00	150	Vertical	Pass
2**	4268.750	37.07	-4.76	54.0	-16.93	AV	2.00	150	Vertical	Pass
3	5828.750	98.20	-3.14	--	--	Peak	135.00	150	Vertical	N/A
3**	5828.750	90.41	-3.14	--	--	AV	135.00	150	Vertical	N/A
4	7444.250	52.47	0.43	74.0	-21.53	Peak	323.00	150	Vertical	Pass
4**	7444.250	42.82	0.43	54.0	-11.18	AV	323.00	150	Vertical	Pass
5	11312.412	48.88	-4.12	74.0	-25.12	Peak	330.00	150	Vertical	Pass
5**	11312.412	40.36	-4.12	54.0	-13.64	AV	330.00	150	Vertical	Pass
6	15710.213	50.35	-0.11	74.0	-23.65	Peak	138.00	150	Vertical	Pass
6**	15710.213	41.93	-0.11	54.0	-12.07	AV	138.00	150	Vertical	Pass

11n40, U-NII-3, 1 GHz to 18 GHz, Low Channel, ANT H

No.	Frequency (MHz)	Results (dBuV/m)	Factor (dB)	Limit (dBuV/m)	Over Limit (dB)	Detector	Table (Degree)	Height (cm)	Antenna	Verdict
1	1202.800	37.77	-17.78	74.0	-36.23	Peak	107.00	150	Horizontal	Pass
1**	1202.800	27.34	-17.78	54.0	-26.66	AV	107.00	150	Horizontal	Pass
2	4017.000	45.95	-5.82	74.0	-28.05	Peak	79.00	150	Horizontal	Pass
2**	4017.000	38.26	-5.82	54.0	-15.74	AV	79.00	150	Horizontal	Pass
3	5752.000	105.24	-2.72	--	--	Peak	162.00	150	Horizontal	N/A
3**	5752.000	97.95	-2.72	--	--	AV	162.00	150	Horizontal	N/A
4	7654.750	52.97	-0.33	74.0	-21.03	Peak	221.00	150	Horizontal	Pass
4**	7654.750	41.90	-0.33	54.0	-12.10	AV	221.00	150	Horizontal	Pass
5	11190.338	48.83	-4.12	74.0	-25.17	Peak	154.00	150	Horizontal	Pass
5**	11190.338	39.24	-4.12	54.0	-14.76	AV	154.00	150	Horizontal	Pass
6	16022.062	51.29	-0.13	74.0	-22.71	Peak	68.00	150	Horizontal	Pass
6**	16022.062	41.90	-0.13	54.0	-12.10	AV	68.00	150	Horizontal	Pass

11n40, U-NII-3, 1 GHz to 18 GHz, Low Channel, ANT V

No.	Frequency (MHz)	Results (dBuV/m)	Factor (dB)	Limit (dBuV/m)	Over Limit (dB)	Detector	Table (Degree)	Height (cm)	Antenna	Verdict
1	1060.200	36.12	-18.42	74.0	-37.88	Peak	201.00	150	Vertical	Pass
1**	1060.200	26.17	-18.42	54.0	-27.83	AV	201.00	150	Vertical	Pass
2	4258.500	46.99	-4.57	74.0	-27.01	Peak	22.00	150	Vertical	Pass
2**	4258.500	38.30	-4.57	54.0	-15.70	AV	22.00	150	Vertical	Pass
3	5749.000	95.67	-2.95	--	--	Peak	147.00	150	Vertical	N/A
3**	5749.000	86.95	-2.95	--	--	AV	147.00	150	Vertical	N/A
4	7470.000	52.57	0.63	74.0	-21.43	Peak	180.00	150	Vertical	Pass
4**	7470.000	42.05	0.63	54.0	-11.95	AV	180.00	150	Vertical	Pass
5	11955.088	49.17	-3.64	74.0	-24.83	Peak	262.00	150	Vertical	Pass
5**	11955.088	39.00	-3.64	54.0	-15.00	AV	262.00	150	Vertical	Pass
6	15823.612	50.43	-0.74	74.0	-23.57	Peak	68.00	150	Vertical	Pass
6**	15823.612	41.37	-0.74	54.0	-12.63	AV	68.00	150	Vertical	Pass

11n40, U-NII-3, 1 GHz to 18 GHz, High Channel, ANT H

No.	Frequency (MHz)	Results (dBuV/m)	Factor (dB)	Limit (dBuV/m)	Over Limit (dB)	Detector	Table (Degree)	Height (cm)	Antenna	Verdict
1	1202.700	36.42	-17.79	74.0	-37.58	Peak	213.00	150	Horizontal	Pass
1**	1202.700	27.52	-17.79	54.0	-26.48	AV	213.00	150	Horizontal	Pass
2	3988.750	45.56	-6.24	74.0	-28.44	Peak	271.00	150	Horizontal	Pass
2**	3988.750	35.60	-6.24	54.0	-18.40	AV	271.00	150	Horizontal	Pass
3	5796.750	105.49	-3.29	--	--	Peak	162.00	150	Horizontal	N/A
3**	5796.750	99.00	-3.29	--	--	AV	162.00	150	Horizontal	N/A
4	7463.500	52.11	1.01	74.0	-21.89	Peak	280.00	150	Horizontal	Pass
4**	7463.500	42.70	1.01	54.0	-11.30	AV	280.00	150	Horizontal	Pass
5	11405.513	49.12	-4.18	74.0	-24.88	Peak	263.00	150	Horizontal	Pass
5**	11405.513	38.15	-4.18	54.0	-15.85	AV	263.00	150	Horizontal	Pass
6	16165.125	53.06	-0.46	74.0	-20.94	Peak	162.00	150	Horizontal	Pass
6**	16165.125	41.99	-0.46	54.0	-12.01	AV	162.00	150	Horizontal	Pass

11n40, U-NII-3, 1 GHz to 18 GHz, High Channel, ANT V

No.	Frequency (MHz)	Results (dBuV/m)	Factor (dB)	Limit (dBuV/m)	Over Limit (dB)	Detector	Table (Degree)	Height (cm)	Antenna	Verdict
1	1139.500	36.89	-18.35	74.0	-37.11	Peak	230.00	150	Vertical	Pass
1**	1139.500	26.15	-18.35	54.0	-27.85	AV	230.00	150	Vertical	Pass
2	4296.750	45.99	-4.43	74.0	-28.01	Peak	12.00	150	Vertical	Pass
2**	4296.750	37.46	-4.43	54.0	-16.54	AV	12.00	150	Vertical	Pass
3	5790.750	95.53	-3.34	--	--	Peak	154.00	150	Vertical	N/A
3**	5790.750	87.79	-3.34	--	--	AV	154.00	150	Vertical	N/A
4	7560.000	52.07	-0.37	74.0	-21.93	Peak	128.00	150	Vertical	Pass
4**	7560.000	42.44	-0.37	54.0	-11.56	AV	128.00	150	Vertical	Pass
5	12272.388	48.78	-2.70	74.0	-25.22	Peak	262.00	150	Vertical	Pass
5**	12272.388	39.50	-2.70	54.0	-14.50	AV	262.00	150	Vertical	Pass
6	15712.838	50.38	-0.17	74.0	-23.62	Peak	9.00	150	Vertical	Pass
6**	15712.838	40.45	-0.17	54.0	-13.55	AV	9.00	150	Vertical	Pass

11ac20, U-NII-3, 1 GHz to 18 GHz, Low Channel, ANT H

No.	Frequency (MHz)	Results (dBuV/m)	Factor (dB)	Limit (dBuV/m)	Over Limit (dB)	Detector	Table (Degree)	Height (cm)	Antenna	Verdict
1	1077.700	36.43	-18.11	74.0	-37.57	Peak	187.00	150	Horizontal	Pass
1**	1077.700	26.49	-18.11	54.0	-27.51	AV	187.00	150	Horizontal	Pass
2	4015.000	46.89	-5.68	74.0	-27.11	Peak	303.00	150	Horizontal	Pass
2**	4015.000	37.41	-5.68	54.0	-16.59	AV	303.00	150	Horizontal	Pass
3	5746.250	107.61	-2.87	--	--	Peak	160.00	150	Horizontal	N/A
3**	5746.250	100.59	-2.87	--	--	AV	160.00	150	Horizontal	N/A
4	7459.750	52.71	1.14	74.0	-21.29	Peak	4.00	150	Horizontal	Pass
4**	7459.750	43.39	1.14	54.0	-10.61	AV	4.00	150	Horizontal	Pass
5	12065.526	48.64	-3.45	74.0	-25.36	Peak	3.00	150	Horizontal	Pass
5**	12065.526	39.41	-3.45	54.0	-14.59	AV	3.00	150	Horizontal	Pass
6	15703.912	50.34	0.02	74.0	-23.66	Peak	19.00	150	Horizontal	Pass
6**	15703.912	40.53	0.02	54.0	-13.47	AV	19.00	150	Horizontal	Pass

11ac20, U-NII-3, 1 GHz to 18 GHz, Low Channel, ANT V

No.	Frequency (MHz)	Results (dBuV/m)	Factor (dB)	Limit (dBuV/m)	Over Limit (dB)	Detector	Table (Degree)	Height (cm)	Antenna	Verdict
1	1183.500	36.24	-17.93	74.0	-37.76	Peak	58.00	150	Vertical	Pass
1**	1183.500	27.30	-17.93	54.0	-26.70	AV	58.00	150	Vertical	Pass
2	4284.750	47.47	-4.70	74.0	-26.53	Peak	71.00	150	Vertical	Pass
2**	4284.750	37.41	-4.70	54.0	-16.59	AV	71.00	150	Vertical	Pass
3	5746.750	98.16	-2.92	--	--	Peak	140.00	150	Vertical	N/A
3**	5746.750	91.35	-2.92	--	--	AV	140.00	150	Vertical	N/A
4	7472.000	52.72	0.76	74.0	-21.28	Peak	12.00	150	Vertical	Pass
4**	7472.000	44.17	0.76	54.0	-9.83	AV	12.00	150	Vertical	Pass
5	11541.125	49.33	-4.37	74.0	-24.67	Peak	177.00	150	Vertical	Pass
5**	11541.125	39.28	-4.37	54.0	-14.72	AV	177.00	150	Vertical	Pass
6	15449.287	51.06	-0.14	74.0	-22.94	Peak	125.00	150	Vertical	Pass
6**	15449.287	41.43	-0.14	54.0	-12.57	AV	125.00	150	Vertical	Pass

11ac20, U-NII-3, 1 GHz to 18 GHz, Middle Channel, ANT H

No.	Frequency (MHz)	Results (dBuV/m)	Factor (dB)	Limit (dBuV/m)	Over Limit (dB)	Detector	Table (Degree)	Height (cm)	Antenna	Verdict
1	1154.800	36.04	-18.18	74.0	-37.96	Peak	345.00	150	Horizontal	Pass
1**	1154.800	26.91	-18.18	54.0	-27.09	AV	345.00	150	Horizontal	Pass
2	4239.500	46.51	-5.29	74.0	-27.49	Peak	95.00	150	Horizontal	Pass
2**	4239.500	36.94	-5.29	54.0	-17.06	AV	95.00	150	Horizontal	Pass
3	5786.750	107.73	-3.11	--	--	Peak	180.00	150	Horizontal	N/A
3**	5786.750	100.60	-3.11	--	--	AV	180.00	150	Horizontal	N/A
4	7465.750	52.25	0.81	74.0	-21.75	Peak	290.00	150	Horizontal	Pass
4**	7465.750	43.47	0.81	54.0	-10.53	AV	290.00	150	Horizontal	Pass
5	12420.588	49.27	-2.60	74.0	-24.73	Peak	329.00	150	Horizontal	Pass
5**	12420.588	38.94	-2.60	54.0	-15.06	AV	329.00	150	Horizontal	Pass
6	15697.613	50.98	0.03	74.0	-23.02	Peak	78.00	150	Horizontal	Pass
6**	15697.613	41.06	0.03	54.0	-12.94	AV	78.00	150	Horizontal	Pass

11ac20, U-NII-3, 1 GHz to 18 GHz, Middle Channel, ANT V

No.	Frequency (MHz)	Results (dBuV/m)	Factor (dB)	Limit (dBuV/m)	Over Limit (dB)	Detector	Table (Degree)	Height (cm)	Antenna	Verdict
1	1220.600	36.66	-17.93	74.0	-37.34	Peak	296.00	150	Vertical	Pass
1**	1220.600	27.69	-17.93	54.0	-26.31	AV	296.00	150	Vertical	Pass
2	4060.250	46.43	-6.07	74.0	-27.57	Peak	191.00	150	Vertical	Pass
2**	4060.250	35.94	-6.07	54.0	-18.06	AV	191.00	150	Vertical	Pass
3	5787.000	98.22	-3.13	--	--	Peak	157.00	150	Vertical	N/A
3**	5787.000	90.54	-3.13	--	--	AV	157.00	150	Vertical	N/A
4	7466.750	52.54	0.88	74.0	-21.46	Peak	23.00	150	Vertical	Pass
4**	7466.750	43.04	0.88	54.0	-10.96	AV	23.00	150	Vertical	Pass
5	11542.313	48.75	-4.37	74.0	-25.25	Peak	353.00	150	Vertical	Pass
5**	11542.313	37.36	-4.37	54.0	-16.64	AV	353.00	150	Vertical	Pass
6	15466.087	50.75	-0.36	74.0	-23.25	Peak	54.00	150	Vertical	Pass
6**	15466.087	41.08	-0.36	54.0	-12.92	AV	54.00	150	Vertical	Pass

11ac20, U-NII-3, 1 GHz to 18 GHz, High Channel, ANT H

No.	Frequency (MHz)	Results (dBuV/m)	Factor (dB)	Limit (dBuV/m)	Over Limit (dB)	Detector	Table (Degree)	Height (cm)	Antenna	Verdict
1	1103.800	36.75	-18.61	74.0	-37.25	Peak	258.00	150	Horizontal	Pass
1**	1103.800	25.94	-18.61	54.0	-28.06	AV	258.00	150	Horizontal	Pass
2	4085.000	46.21	-5.74	74.0	-27.79	Peak	0.00	150	Horizontal	Pass
2**	4085.000	36.26	-5.74	54.0	-17.74	AV	0.00	150	Horizontal	Pass
3	5822.250	107.46	-3.06	--	--	Peak	162.00	150	Horizontal	N/A
3**	5822.250	100.03	-3.06	--	--	AV	162.00	150	Horizontal	N/A
4	7515.750	52.18	0.90	74.0	-21.82	Peak	170.00	150	Horizontal	Pass
4**	7515.750	43.02	0.90	54.0	-10.98	AV	170.00	150	Horizontal	Pass
5	12450.750	49.73	-2.16	74.0	-24.27	Peak	5.00	150	Horizontal	Pass
5**	12450.750	39.71	-2.16	54.0	-14.29	AV	5.00	150	Horizontal	Pass
6	15801.562	51.00	-0.72	74.0	-23.00	Peak	199.00	150	Horizontal	Pass
6**	15801.562	40.31	-0.72	54.0	-13.69	AV	199.00	150	Horizontal	Pass

11ac20, U-NII-3, 1 GHz to 18 GHz, High Channel, ANT V

No.	Frequency (MHz)	Results (dBuV/m)	Factor (dB)	Limit (dBuV/m)	Over Limit (dB)	Detector	Table (Degree)	Height (cm)	Antenna	Verdict
1	1090.600	35.79	-18.39	74.0	-38.21	Peak	227.00	150	Vertical	Pass
1**	1090.600	26.61	-18.39	54.0	-27.39	AV	227.00	150	Vertical	Pass
2	4074.250	46.43	-5.85	74.0	-27.57	Peak	14.00	150	Vertical	Pass
2**	4074.250	36.35	-5.85	54.0	-17.65	AV	14.00	150	Vertical	Pass
3	5822.000	98.33	-3.02	--	--	Peak	140.00	150	Vertical	N/A
3**	5822.000	90.15	-3.02	--	--	AV	140.00	150	Vertical	N/A
4	7475.250	51.95	0.66	74.0	-22.05	Peak	0.00	150	Vertical	Pass
4**	7475.250	43.10	0.66	54.0	-10.90	AV	0.00	150	Vertical	Pass
5	11203.401	48.44	-4.06	74.0	-25.56	Peak	360.00	150	Vertical	Pass
5**	11203.401	39.62	-4.06	54.0	-14.38	AV	360.00	150	Vertical	Pass
6	15476.850	51.71	-0.52	74.0	-22.29	Peak	68.00	150	Vertical	Pass
6**	15476.850	40.65	-0.52	54.0	-13.35	AV	68.00	150	Vertical	Pass

11ac40, U-NII-3, 1 GHz to 18 GHz, Low Channel, ANT H

No.	Frequency (MHz)	Results (dBuV/m)	Factor (dB)	Limit (dBuV/m)	Over Limit (dB)	Detector	Table (Degree)	Height (cm)	Antenna	Verdict
1	1144.100	35.89	-18.24	74.0	-38.11	Peak	251.00	150	Horizontal	Pass
1**	1144.100	27.69	-18.24	54.0	-26.31	AV	251.00	150	Horizontal	Pass
2	4306.000	46.23	-4.18	74.0	-27.77	Peak	349.00	150	Horizontal	Pass
2**	4306.000	38.12	-4.18	54.0	-15.88	AV	349.00	150	Horizontal	Pass
3	5753.250	105.56	-2.75	--	--	Peak	169.00	150	Horizontal	N/A
3**	5753.250	98.66	-2.75	--	--	AV	169.00	150	Horizontal	N/A
4	7509.500	52.46	0.53	74.0	-21.54	Peak	63.00	150	Horizontal	Pass
4**	7509.500	43.13	0.53	54.0	-10.87	AV	63.00	150	Horizontal	Pass
5	11920.650	48.89	-3.47	74.0	-25.11	Peak	318.00	150	Horizontal	Pass
5**	11920.650	38.87	-3.47	54.0	-15.13	AV	318.00	150	Horizontal	Pass
6	15815.999	50.38	-0.73	74.0	-23.62	Peak	174.00	150	Horizontal	Pass
6**	15815.999	41.64	-0.73	54.0	-12.36	AV	174.00	150	Horizontal	Pass

11ac40, U-NII-3, 1 GHz to 18 GHz, Low Channel, ANT V

No.	Frequency (MHz)	Results (dBuV/m)	Factor (dB)	Limit (dBuV/m)	Over Limit (dB)	Detector	Table (Degree)	Height (cm)	Antenna	Verdict
1	1194.100	36.70	-17.93	74.0	-37.30	Peak	145.00	150	Vertical	Pass
1**	1194.100	27.45	-17.93	54.0	-26.55	AV	145.00	150	Vertical	Pass
2	4234.500	46.44	-5.09	74.0	-27.56	Peak	69.00	150	Vertical	Pass
2**	4234.500	37.80	-5.09	54.0	-16.20	AV	69.00	150	Vertical	Pass
3	5753.000	95.88	-2.74	--	--	Peak	137.00	150	Vertical	N/A
3**	5753.000	88.03	-2.74	--	--	AV	137.00	150	Vertical	N/A
4	7508.250	51.85	0.38	74.0	-22.15	Peak	261.00	150	Vertical	Pass
4**	7508.250	42.60	0.38	54.0	-11.40	AV	261.00	150	Vertical	Pass
5	12299.463	48.55	-2.44	74.0	-25.45	Peak	355.00	150	Vertical	Pass
5**	12299.463	38.40	-2.44	54.0	-15.60	AV	355.00	150	Vertical	Pass
6	15795.526	50.89	-0.74	74.0	-23.11	Peak	69.00	150	Vertical	Pass
6**	15795.526	41.04	-0.74	54.0	-12.96	AV	69.00	150	Vertical	Pass

11ac40, U-NII-3, 1 GHz to 18 GHz, High Channel, ANT H

No.	Frequency (MHz)	Results (dBuV/m)	Factor (dB)	Limit (dBuV/m)	Over Limit (dB)	Detector	Table (Degree)	Height (cm)	Antenna	Verdict
1	1213.000	36.66	-17.74	74.0	-37.34	Peak	6.00	150	Horizontal	Pass
1**	1213.000	27.60	-17.74	54.0	-26.40	AV	6.00	150	Horizontal	Pass
2	4194.500	45.90	-5.17	74.0	-28.10	Peak	0.00	150	Horizontal	Pass
2**	4194.500	36.57	-5.17	54.0	-17.43	AV	0.00	150	Horizontal	Pass
3	5797.000	105.42	-3.28	--	--	Peak	162.00	150	Horizontal	N/A
3**	5797.000	98.27	-3.28	--	--	AV	162.00	150	Horizontal	N/A
4	7449.250	51.69	0.57	74.0	-22.31	Peak	237.00	150	Horizontal	Pass
4**	7449.250	43.04	0.57	54.0	-10.96	AV	237.00	150	Horizontal	Pass
5	11880.513	48.55	-3.29	74.0	-25.45	Peak	360.00	150	Horizontal	Pass
5**	11880.513	37.51	-3.29	54.0	-16.49	AV	360.00	150	Horizontal	Pass
6	15947.513	50.51	-0.28	74.0	-23.49	Peak	43.00	150	Horizontal	Pass
6**	15947.513	40.71	-0.28	54.0	-13.29	AV	43.00	150	Horizontal	Pass

11ac40, U-NII-3, 1 GHz to 18 GHz, High Channel, ANT V

No.	Frequency (MHz)	Results (dBuV/m)	Factor (dB)	Limit (dBuV/m)	Over Limit (dB)	Detector	Table (Degree)	Height (cm)	Antenna	Verdict
1	1174.600	36.29	-18.15	74.0	-37.71	Peak	360.00	150	Vertical	Pass
1**	1174.600	26.22	-18.15	54.0	-27.78	AV	360.00	150	Vertical	Pass
2	4306.250	46.33	-4.18	74.0	-27.67	Peak	21.00	150	Vertical	Pass
2**	4306.250	37.13	-4.18	54.0	-16.87	AV	21.00	150	Vertical	Pass
3	5792.500	95.72	-3.27	--	--	Peak	12.00	150	Vertical	N/A
3**	5792.500	88.60	-3.27	--	--	AV	12.00	150	Vertical	N/A
4	7477.500	52.19	0.17	74.0	-21.81	Peak	207.00	150	Vertical	Pass
4**	7477.500	42.63	0.17	54.0	-11.37	AV	207.00	150	Vertical	Pass
5	11532.812	49.42	-4.35	74.0	-24.58	Peak	191.00	150	Vertical	Pass
5**	11532.812	38.62	-4.35	54.0	-15.38	AV	191.00	150	Vertical	Pass
6	15708.637	50.40	-0.08	74.0	-23.60	Peak	21.00	150	Vertical	Pass
6**	15708.637	42.39	-0.08	54.0	-11.61	AV	21.00	150	Vertical	Pass

11ac80, U-NII-3, 1 GHz to 18 GHz, Middle Channel, ANT H

No.	Frequency (MHz)	Results (dBuV/m)	Factor (dB)	Limit (dBuV/m)	Over Limit (dB)	Detector	Table (Degree)	Height (cm)	Antenna	Verdict
1	1205.500	37.25	-17.89	74.0	-36.75	Peak	312.00	150	Horizontal	Pass
1**	1205.500	27.57	-17.89	54.0	-26.43	AV	312.00	150	Horizontal	Pass
2	4059.250	46.28	-6.01	74.0	-27.72	Peak	232.00	150	Horizontal	Pass
2**	4059.250	36.43	-6.01	54.0	-17.57	AV	232.00	150	Horizontal	Pass
3	5771.500	102.54	-2.39	--	--	Peak	169.00	150	Horizontal	N/A
3**	5771.500	95.62	-2.39	--	--	AV	169.00	150	Horizontal	N/A
4	7459.250	53.06	1.14	74.0	-20.94	Peak	323.00	150	Horizontal	Pass
4**	7459.250	43.36	1.14	54.0	-10.64	AV	323.00	150	Horizontal	Pass
5	12522.000	48.99	-2.32	74.0	-25.01	Peak	307.00	150	Horizontal	Pass
5**	12522.000	39.08	-2.32	54.0	-14.92	AV	307.00	150	Horizontal	Pass
6	16024.950	50.32	-0.13	74.0	-23.68	Peak	0.00	150	Horizontal	Pass
6**	16024.950	41.46	-0.13	54.0	-12.54	AV	0.00	150	Horizontal	Pass

11ac80, U-NII-3, 1 GHz to 18 GHz, Middle Channel, ANT V

No.	Frequency (MHz)	Results (dBuV/m)	Factor (dB)	Limit (dBuV/m)	Over Limit (dB)	Detector	Table (Degree)	Height (cm)	Antenna	Verdict
1	1217.600	36.72	-17.97	74.0	-37.28	Peak	35.00	150	Vertical	Pass
1**	1217.600	27.03	-17.97	54.0	-26.97	AV	35.00	150	Vertical	Pass
2	4134.000	46.41	-5.60	74.0	-27.59	Peak	36.00	150	Vertical	Pass
2**	4134.000	36.96	-5.60	54.0	-17.04	AV	36.00	150	Vertical	Pass
3	5772.000	91.70	-2.45	--	--	Peak	127.00	150	Vertical	N/A
3**	5772.000	84.47	-2.45	--	--	AV	127.00	150	Vertical	N/A
4	7460.250	52.92	1.14	74.0	-21.08	Peak	78.00	150	Vertical	Pass
4**	7460.250	43.08	1.14	54.0	-10.92	AV	78.00	150	Vertical	Pass
5	11800.001	49.05	-3.53	74.0	-24.95	Peak	7.00	150	Vertical	Pass
5**	11800.001	40.17	-3.53	54.0	-13.83	AV	7.00	150	Vertical	Pass
6	15543.262	51.68	-0.56	74.0	-22.32	Peak	0.00	150	Vertical	Pass
6**	15543.262	41.43	-0.56	54.0	-12.57	AV	0.00	150	Vertical	Pass

A.6.2 Band Edge (Restricted-band)

Test Band	Mode	Channel	Verdict
U-NII-1	802.11a	Low	Pass
		High	Pass
	802.11n(HT20)	Low	Pass
		High	Pass
	802.11n(HT40)	Low	Pass
		High	Pass
	802.11ac(VHT20)	Low	Pass
		High	Pass
	802.11ac(VHT40)	Low	Pass
		High	Pass
	802.11ac(VHT80)	Middle	Pass
U-NII-2A	802.11a	Low	Pass
		High	Pass
	802.11n(HT20)	Low	Pass
		High	Pass
	802.11n(HT40)	Low	Pass
		High	Pass
	802.11ac(VHT20)	Low	Pass
		High	Pass
	802.11ac(VHT40)	Low	Pass
		High	Pass
	802.11ac(VHT80)	Middle	Pass
U-NII-2C	802.11a	Low	Pass
		High	Pass
	802.11n(HT20)	Low	Pass
		High	Pass
	802.11n(HT40)	Low	Pass
		High	Pass
	802.11ac(VHT20)	Low	Pass
		High	Pass
	802.11ac(VHT40)	Low	Pass
		High	Pass
	802.11ac(VHT80)	Low	Pass
		High	Pass
U-NII-3	802.11a	Low	Pass
		High	Pass
	802.11n(HT20)	Low	Pass
		High	Pass
	802.11n(HT40)	Low	Pass
		High	Pass

	802.11ac(VHT20)	Low	Pass
		High	Pass
	802.11ac(VHT40)	Low	Pass
		High	Pass
	802.11ac(VHT80)	Middle	Pass

Test Data and Plots

U-NII-1 11a CH36

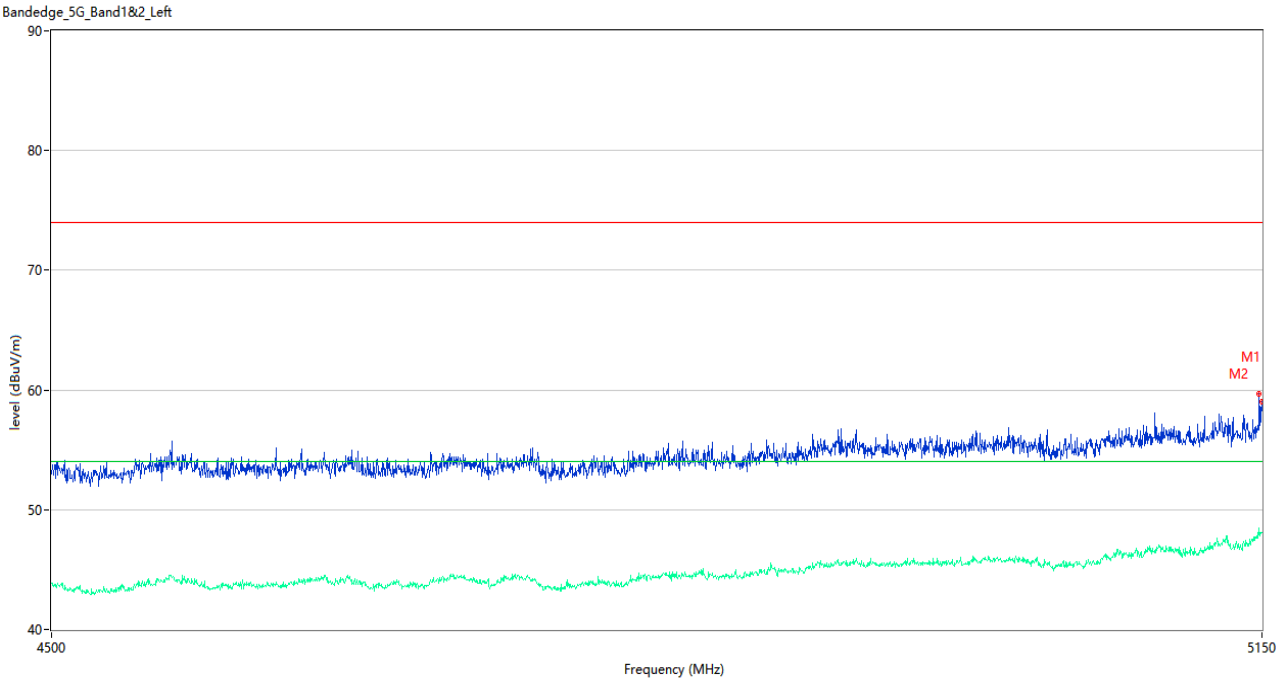

No.	Frequency (MHz)	Results (dBuV/m)	Factor (dB)	Limit (dBuV/m)	Over Limit (dB)	Detector	Table (Degree)	Height (cm)	Antenna	Verdict
1	5150.000	59.02	3.94	74.0	-14.98	Peak	159.00	150	Horizontal	Pass
1**	5150.000	48.12	3.94	54.0	-5.88	AV	159.00	150	Horizontal	Pass
2	5148.375	59.67	3.92	74.0	-14.33	Peak	141.00	150	Horizontal	Pass
2**	5148.375	48.44	3.92	54.0	-5.56	AV	141.00	150	Horizontal	Pass

U-NII-1 11a CH48

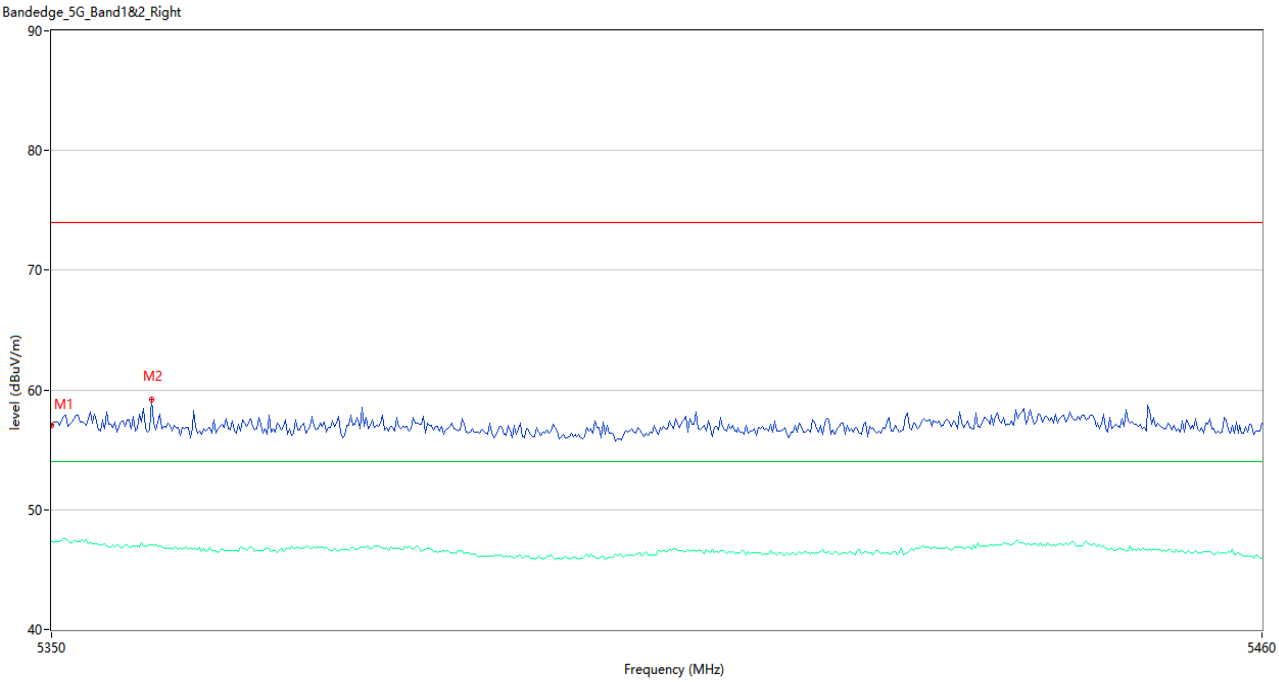

No.	Frequency (MHz)	Results (dBuV/m)	Factor (dB)	Limit (dBuV/m)	Over Limit (dB)	Detector	Table (Degree)	Height (cm)	Antenna	Verdict
1	5350.000	57.03	3.96	74.0	-16.97	Peak	237.00	150	Horizontal	Pass
1**	5350.000	47.34	3.96	54.0	-6.66	AV	237.00	150	Horizontal	Pass
2	5358.983	59.22	3.83	74.0	-14.78	Peak	141.00	150	Horizontal	Pass
2**	5358.983	47.02	3.83	54.0	-6.98	AV	141.00	150	Horizontal	Pass

U-NII-1 11n20 CH36

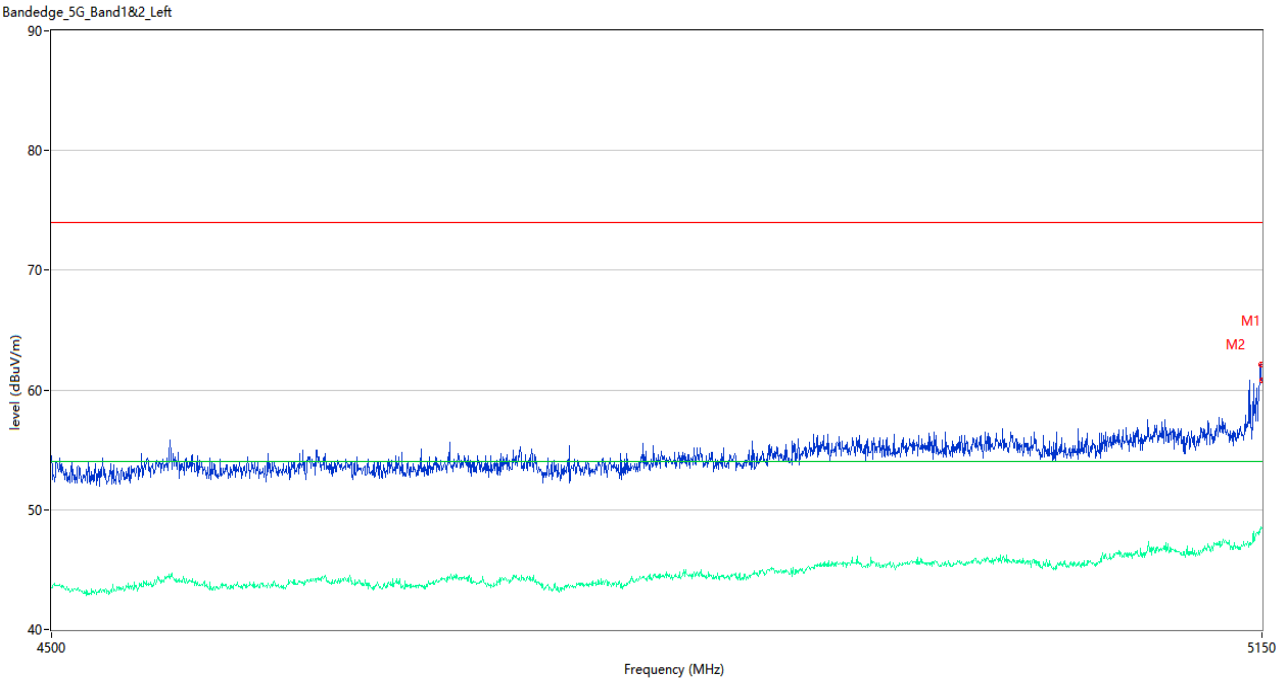

No.	Frequency (MHz)	Results (dBuV/m)	Factor (dB)	Limit (dBuV/m)	Over Limit (dB)	Detector	Table (Degree)	Height (cm)	Antenna	Verdict
1	5150.000	60.77	3.94	74.0	-13.23	Peak	182.00	150	Horizontal	Pass
1**	5150.000	48.47	3.94	54.0	-5.53	AV	182.00	150	Horizontal	Pass
2	5149.350	62.11	3.93	74.0	-11.89	Peak	167.00	150	Horizontal	Pass
2**	5149.350	48.56	3.93	54.0	-5.44	AV	167.00	150	Horizontal	Pass

U-NII-1 11n20 CH48

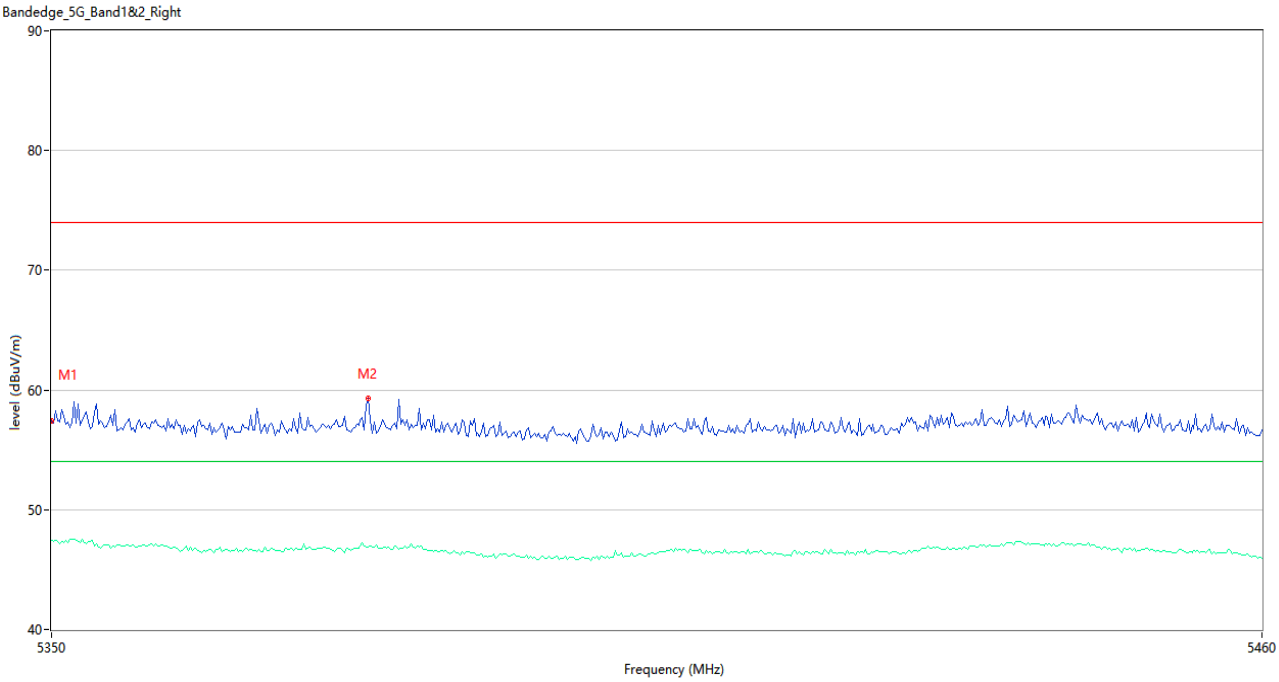

No.	Frequency (MHz)	Results (dBuV/m)	Factor (dB)	Limit (dBuV/m)	Over Limit (dB)	Detector	Table (Degree)	Height (cm)	Antenna	Verdict
1	5350.000	57.41	3.96	74.0	-16.59	Peak	254.00	150	Horizontal	Pass
1**	5350.000	47.42	3.96	54.0	-6.58	AV	254.00	150	Horizontal	Pass
2	5378.600	59.33	4.14	74.0	-14.67	Peak	134.00	150	Horizontal	Pass
2**	5378.600	46.85	4.14	54.0	-7.15	AV	134.00	150	Horizontal	Pass

U-NII-1 11n40 CH38

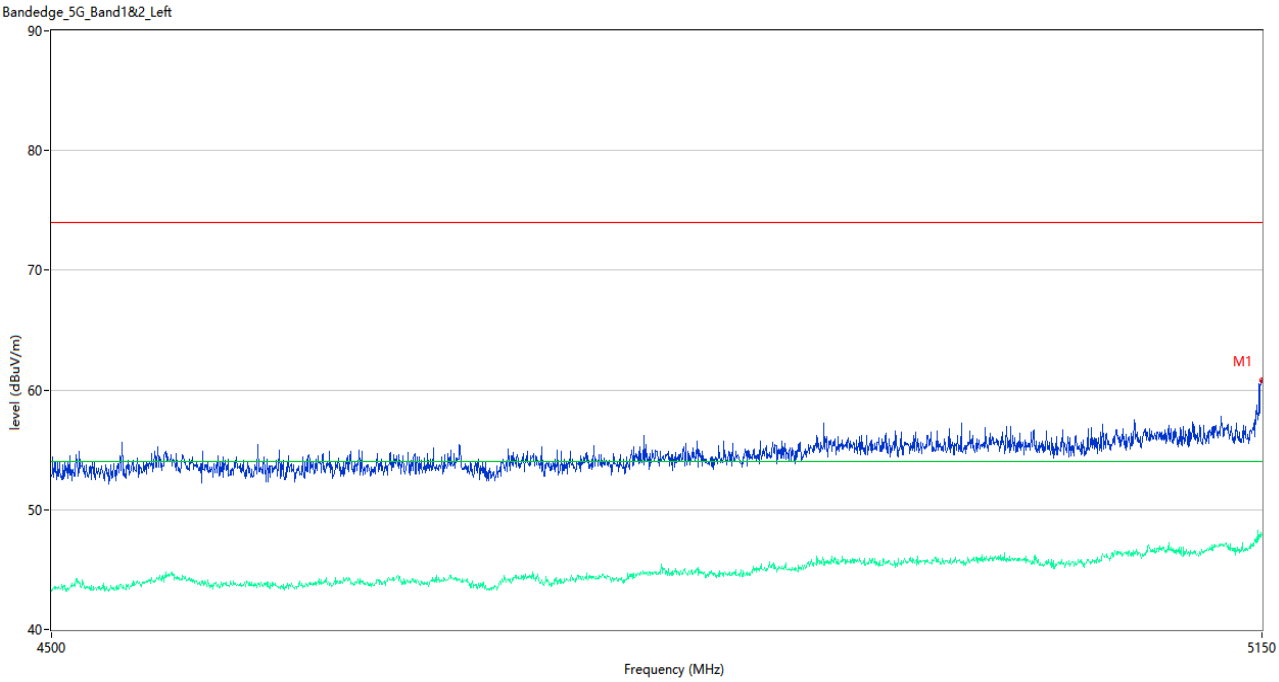

No.	Frequency (MHz)	Results (dBuV/m)	Factor (dB)	Limit (dBuV/m)	Over Limit (dB)	Detector	Table (Degree)	Height (cm)	Antenna	Verdict
1	5150.000	60.85	3.94	74.0	-13.15	Peak	178.00	150	Horizontal	Pass
1**	5150.000	47.91	3.94	54.0	-6.09	AV	178.00	150	Horizontal	Pass

U-NII-1 11n40 CH46

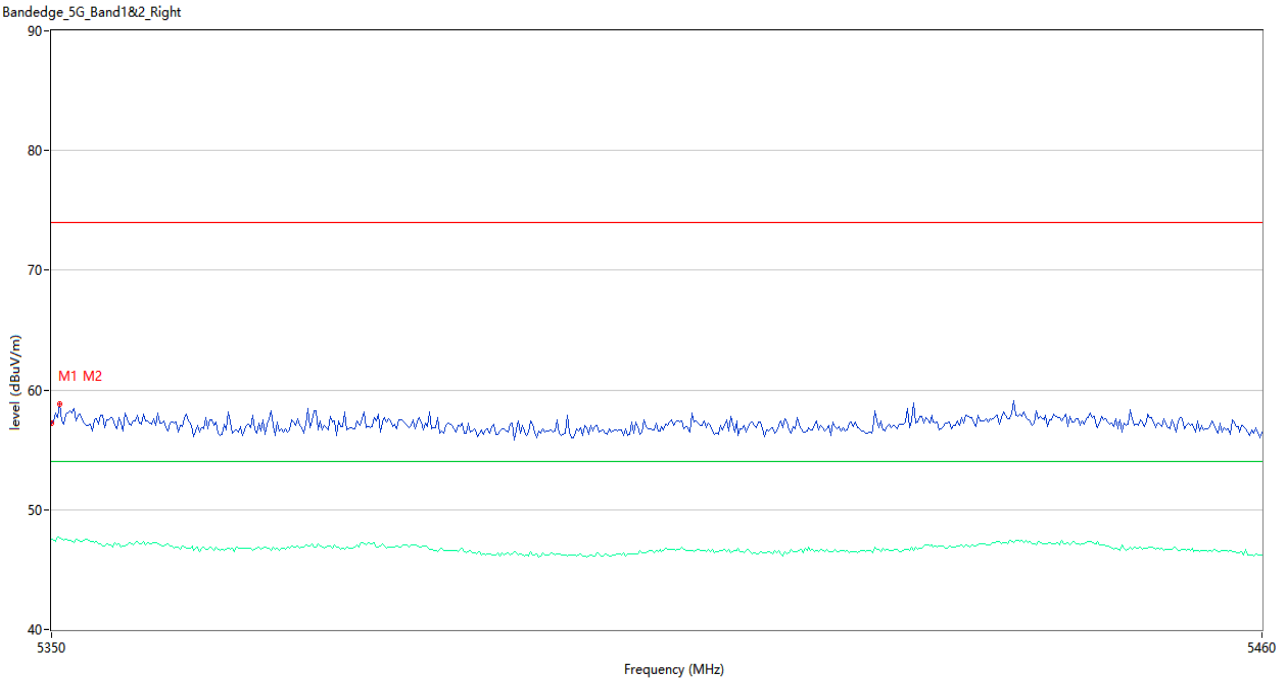

No.	Frequency (MHz)	Results (dBuV/m)	Factor (dB)	Limit (dBuV/m)	Over Limit (dB)	Detector	Table (Degree)	Height (cm)	Antenna	Verdict
1	5350.000	57.25	3.96	74.0	-16.75	Peak	27.00	150	Horizontal	Pass
1**	5350.000	47.54	3.96	54.0	-6.46	AV	27.00	150	Horizontal	Pass
2	5350.733	58.81	3.95	74.0	-15.19	Peak	223.00	150	Horizontal	Pass
2**	5350.733	47.60	3.95	54.0	-6.40	AV	223.00	150	Horizontal	Pass

U-NII-1 11ac20 CH36

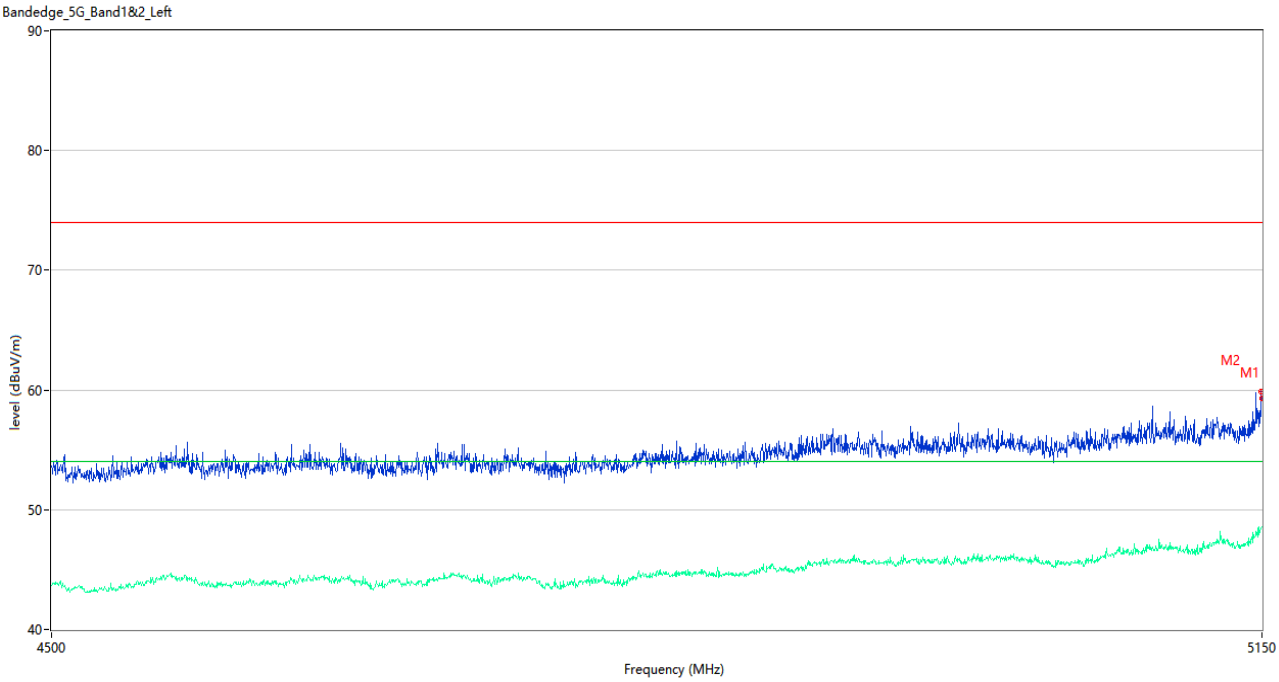

No.	Frequency (MHz)	Results (dBuV/m)	Factor (dB)	Limit (dBuV/m)	Over Limit (dB)	Detector	Table (Degree)	Height (cm)	Antenna	Verdict
1	5150.000	59.31	3.94	74.0	-14.69	Peak	171.00	150	Horizontal	Pass
1**	5150.000	48.52	3.94	54.0	-5.48	AV	171.00	150	Horizontal	Pass
2	5149.675	59.89	3.94	74.0	-14.11	Peak	146.00	150	Horizontal	Pass
2**	5149.675	48.43	3.94	54.0	-5.57	AV	146.00	150	Horizontal	Pass

U-NII-1 11ac20 CH48

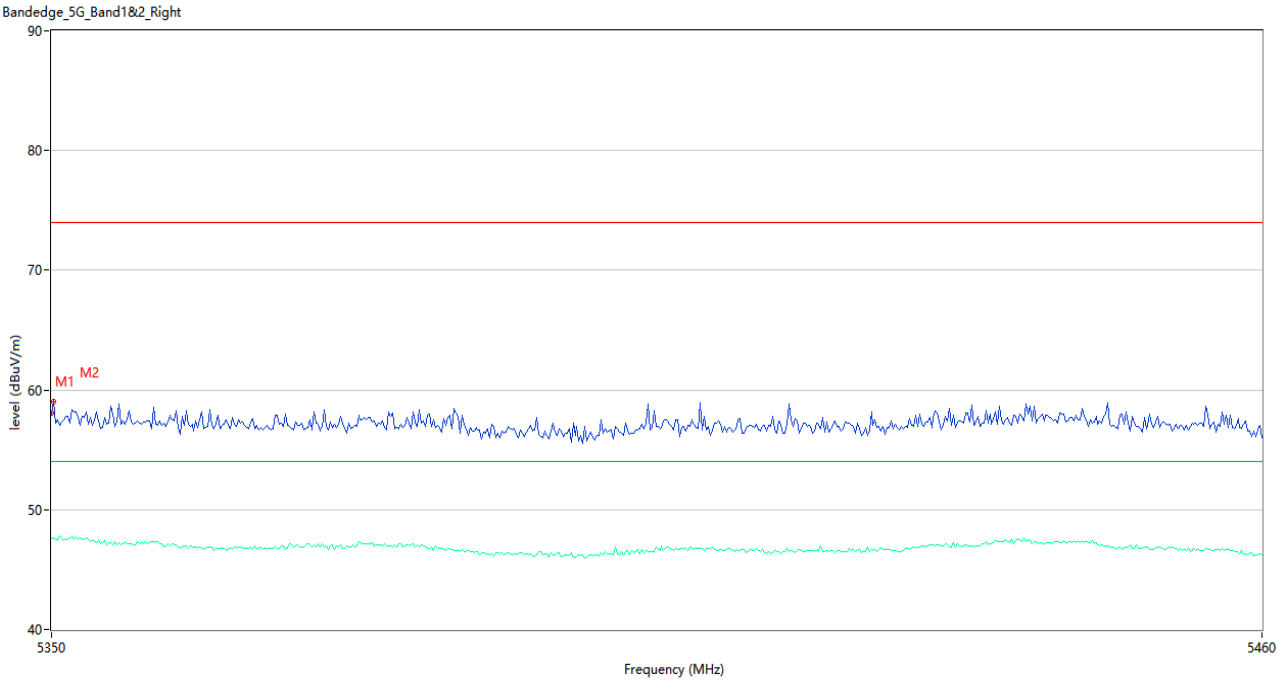

No.	Frequency (MHz)	Results (dBuV/m)	Factor (dB)	Limit (dBuV/m)	Over Limit (dB)	Detector	Table (Degree)	Height (cm)	Antenna	Verdict
1	5350.000	58.07	3.96	74.0	-15.93	Peak	215.00	150	Horizontal	Pass
1**	5350.000	47.66	3.96	54.0	-6.34	AV	215.00	150	Horizontal	Pass
2	5350.183	59.05	3.96	74.0	-14.95	Peak	171.00	150	Horizontal	Pass
2**	5350.183	47.61	3.96	54.0	-6.39	AV	171.00	150	Horizontal	Pass

U-NII-1 11ac40 CH38

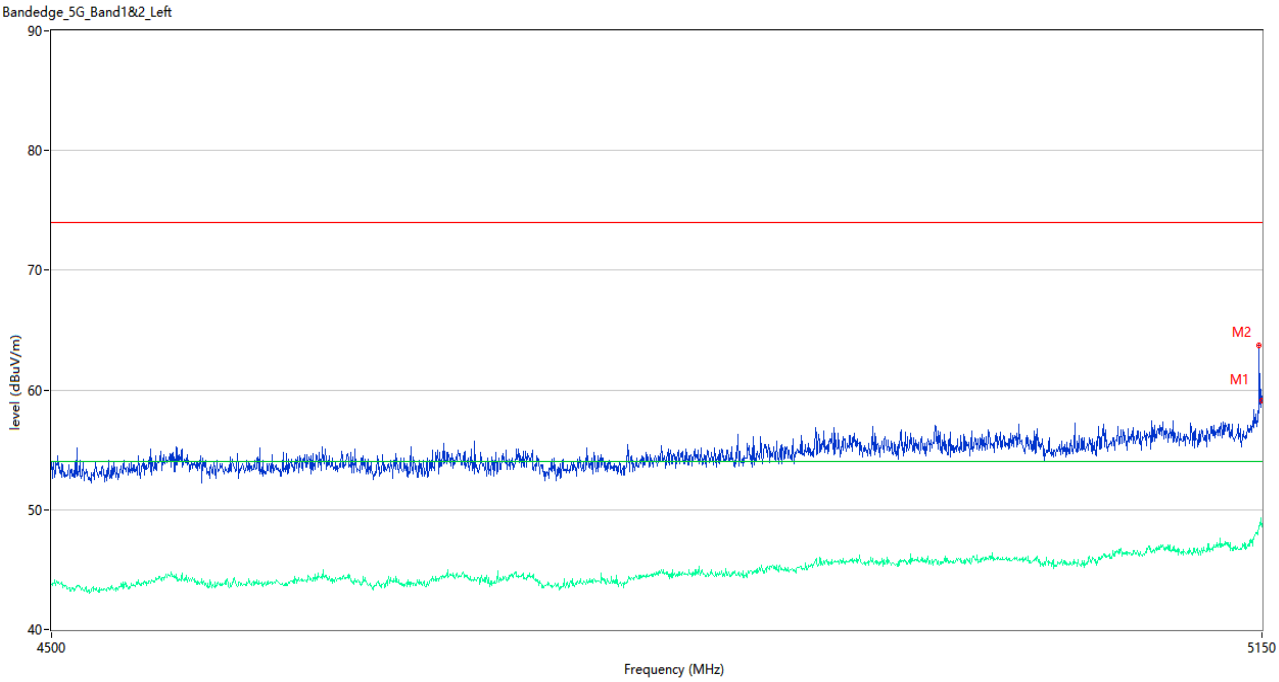

No.	Frequency (MHz)	Results (dBuV/m)	Factor (dB)	Limit (dBuV/m)	Over Limit (dB)	Detector	Table (Degree)	Height (cm)	Antenna	Verdict
1	5150.000	59.10	3.94	74.0	-14.90	Peak	143.00	150	Horizontal	Pass
1**	5150.000	48.54	3.94	54.0	-5.46	AV	143.00	150	Horizontal	Pass
2	5148.375	63.77	3.92	74.0	-10.23	Peak	148.00	150	Horizontal	Pass
2**	5148.375	48.37	3.92	54.0	-5.63	AV	148.00	150	Horizontal	Pass

U-NII-1 11ac40 CH46

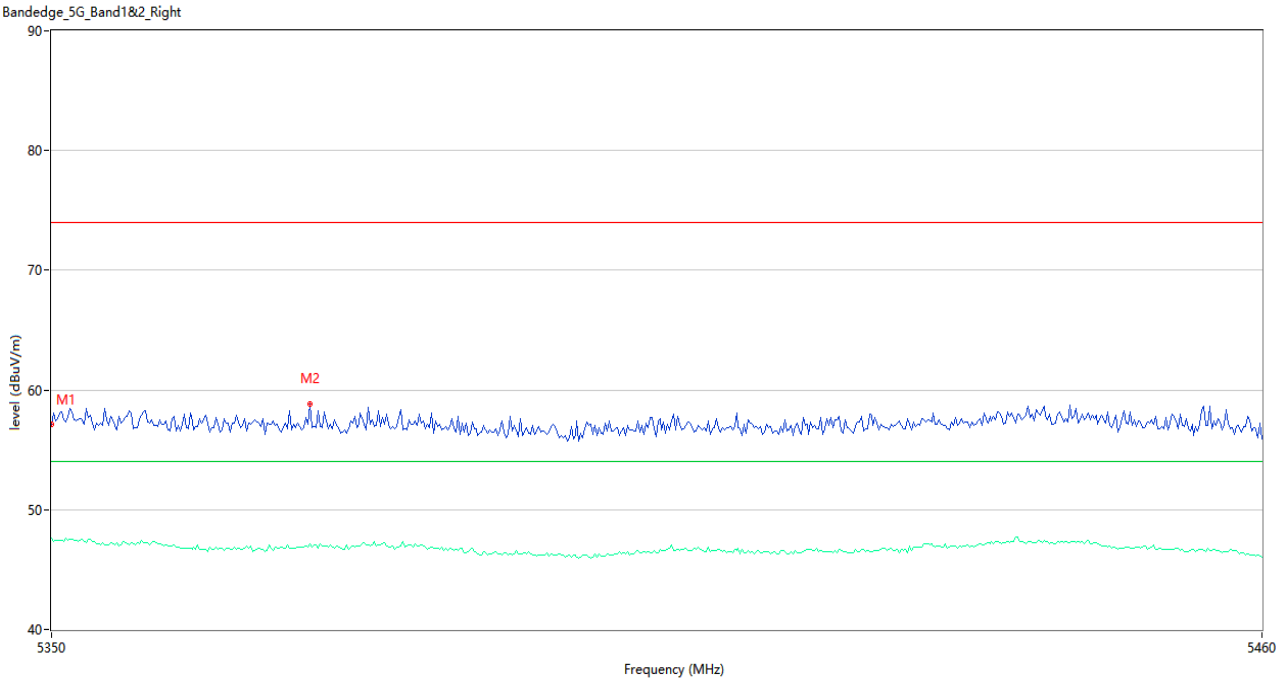

No.	Frequency (MHz)	Results (dBuV/m)	Factor (dB)	Limit (dBuV/m)	Over Limit (dB)	Detector	Table (Degree)	Height (cm)	Antenna	Verdict
1	5350.000	57.17	3.96	74.0	-16.83	Peak	239.00	150	Horizontal	Pass
1**	5350.000	47.65	3.96	54.0	-6.35	AV	239.00	150	Horizontal	Pass
2	5373.283	58.79	3.94	74.0	-15.21	Peak	168.00	150	Horizontal	Pass
2**	5373.283	47.15	3.94	54.0	-6.85	AV	168.00	150	Horizontal	Pass

U-NII-1 11ac80 CH42

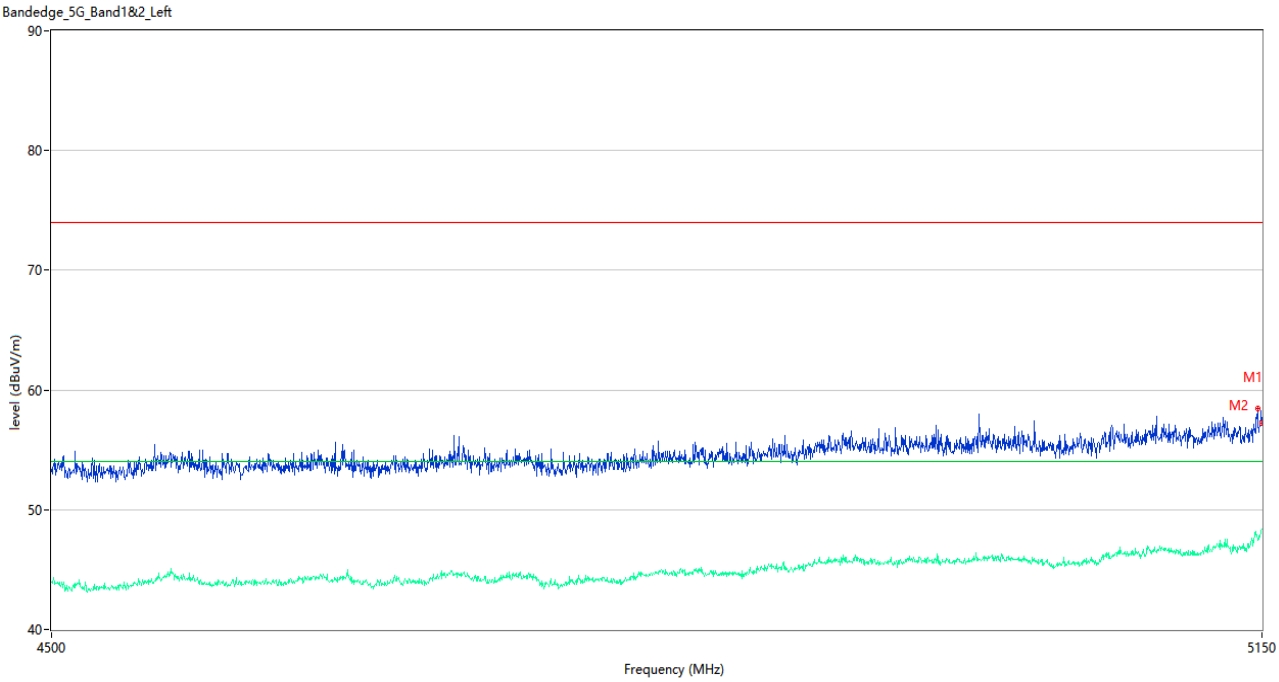

No.	Frequency (MHz)	Results (dBuV/m)	Factor (dB)	Limit (dBuV/m)	Over Limit (dB)	Detector	Table (Degree)	Height (cm)	Antenna	Verdict
1	5150.000	57.22	3.94	74.0	-16.78	Peak	163.00	150	Horizontal	Pass
1**	5150.000	48.36	3.94	54.0	-5.64	AV	163.00	150	Horizontal	Pass
2	5147.400	58.46	3.90	74.0	-15.54	Peak	158.00	150	Horizontal	Pass
2**	5147.400	47.48	3.90	54.0	-6.52	AV	158.00	150	Horizontal	Pass

U-NII-1 11ac80 CH42

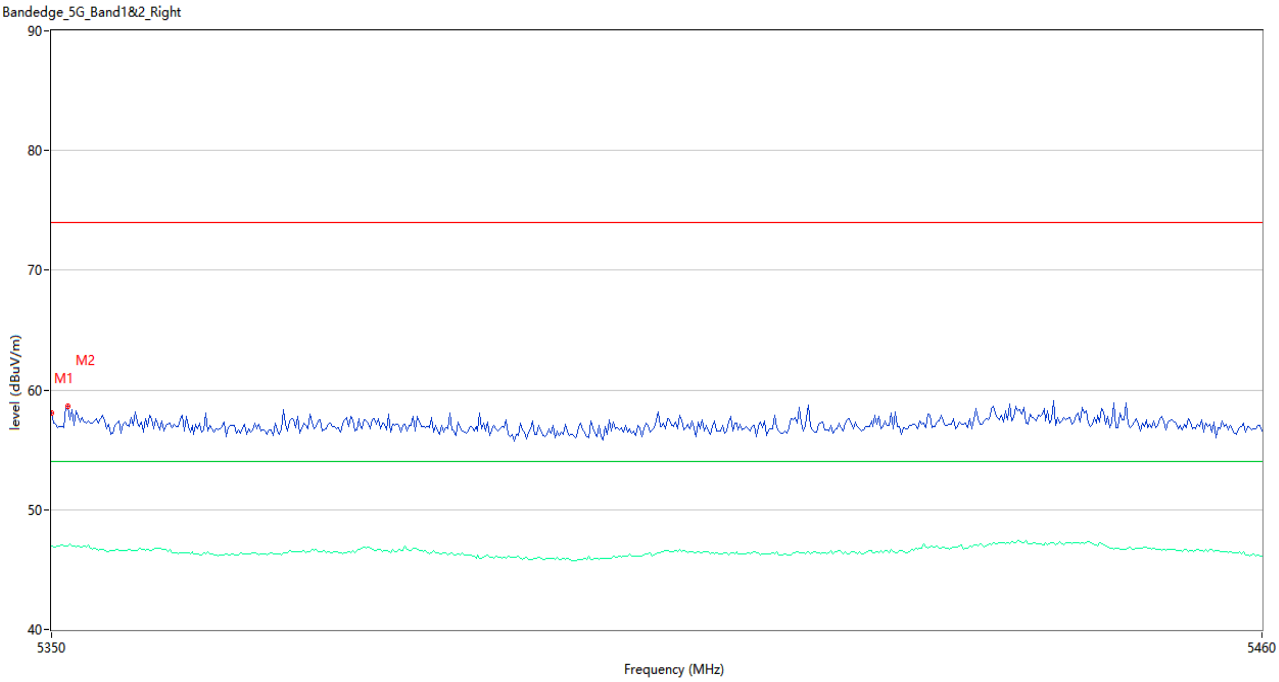

No.	Frequency (MHz)	Results (dBuV/m)	Factor (dB)	Limit (dBuV/m)	Over Limit (dB)	Detector	Table (Degree)	Height (cm)	Antenna	Verdict
1	5350.000	58.09	3.96	74.0	-15.91	Peak	315.00	150	Horizontal	Pass
1**	5350.000	47.01	3.96	54.0	-6.99	AV	315.00	150	Horizontal	Pass
2	5351.467	58.60	3.94	74.0	-15.40	Peak	204.00	150	Horizontal	Pass
2**	5351.467	46.98	3.94	54.0	-7.02	AV	204.00	150	Horizontal	Pass

U-NII-2A 11a CH52

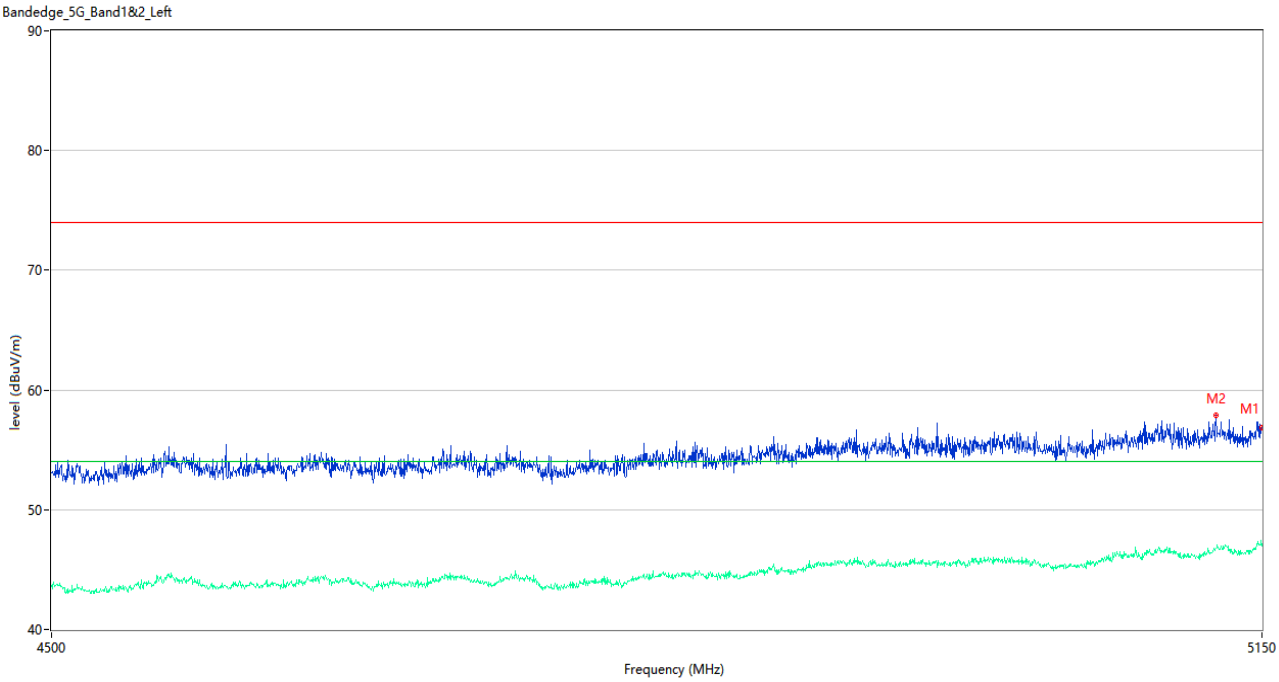

No.	Frequency (MHz)	Results (dBuV/m)	Factor (dB)	Limit (dBuV/m)	Over Limit (dB)	Detector	Table (Degree)	Height (cm)	Antenna	Verdict
1	5150.000	56.85	3.94	74.0	-17.15	Peak	334.00	150	Horizontal	Pass
1**	5150.000	46.93	3.94	54.0	-7.07	AV	334.00	150	Horizontal	Pass
2	5123.675	57.90	4.07	74.0	-16.10	Peak	288.00	150	Horizontal	Pass
2**	5123.675	46.82	4.07	54.0	-7.18	AV	288.00	150	Horizontal	Pass

U-NII-2A 11a CH64

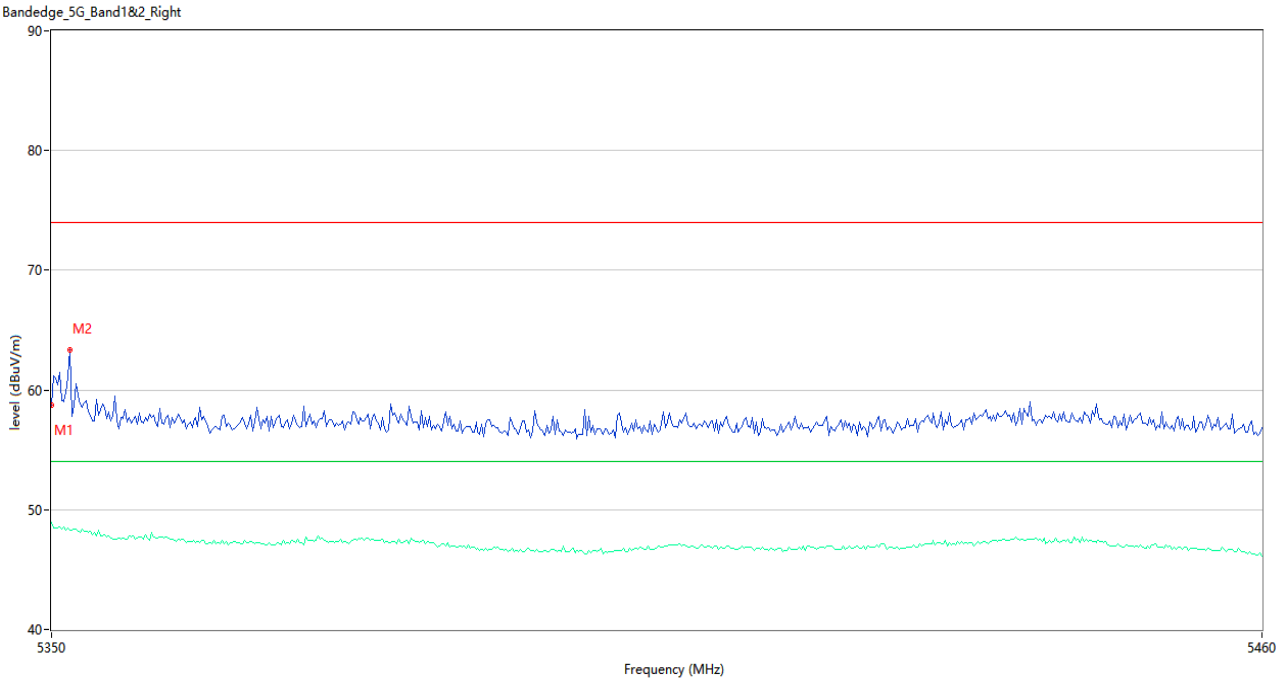

No.	Frequency (MHz)	Results (dBuV/m)	Factor (dB)	Limit (dBuV/m)	Over Limit (dB)	Detector	Table (Degree)	Height (cm)	Antenna	Verdict
1	5350.000	58.72	3.96	74.0	-15.28	Peak	168.00	150	Horizontal	Pass
1**	5350.000	48.93	3.96	54.0	-5.07	AV	168.00	150	Horizontal	Pass
2	5351.650	63.37	3.94	74.0	-10.63	Peak	159.00	150	Horizontal	Pass
2**	5351.650	48.31	3.94	54.0	-5.69	AV	159.00	150	Horizontal	Pass

U-NII-2A 11n20 CH52

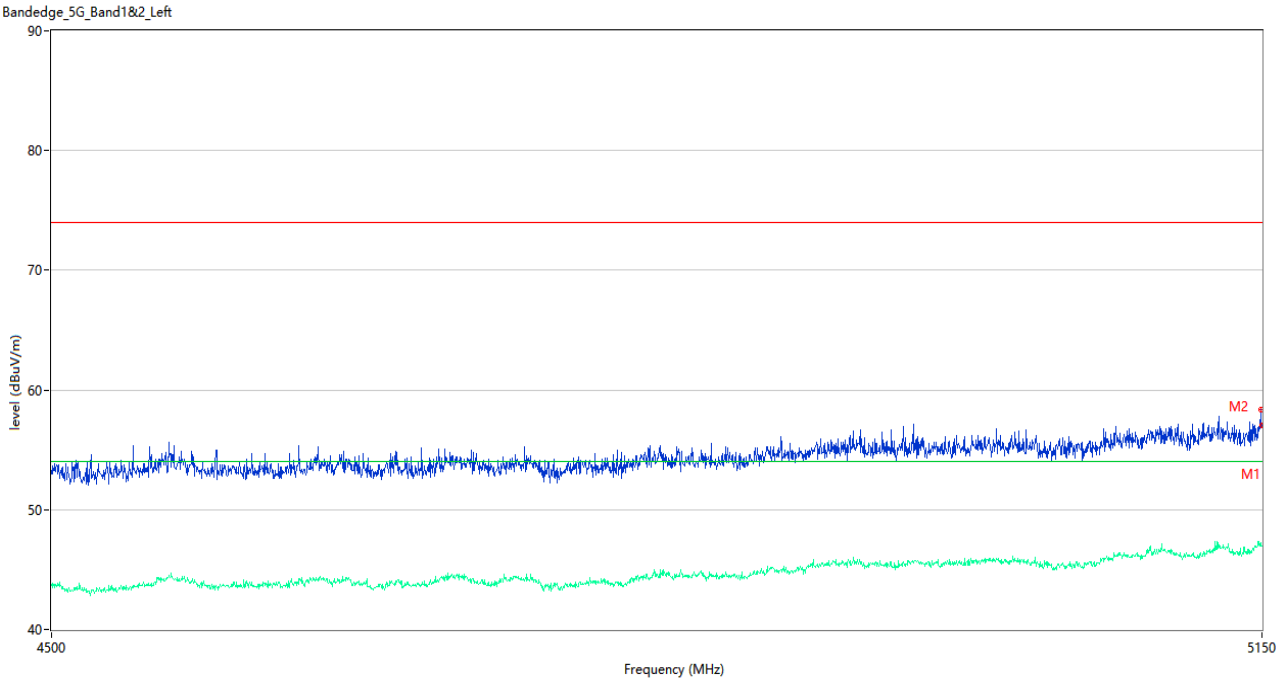

No.	Frequency (MHz)	Results (dBuV/m)	Factor (dB)	Limit (dBuV/m)	Over Limit (dB)	Detector	Table (Degree)	Height (cm)	Antenna	Verdict
1	5150.000	57.00	3.94	74.0	-17.00	Peak	337.00	150	Horizontal	Pass
1**	5150.000	47.00	3.94	54.0	-7.00	AV	337.00	150	Horizontal	Pass
2	5149.350	58.32	3.93	74.0	-15.68	Peak	122.00	150	Horizontal	Pass
2**	5149.350	47.25	3.93	54.0	-6.75	AV	122.00	150	Horizontal	Pass

U-NII-2A 11n20 CH64

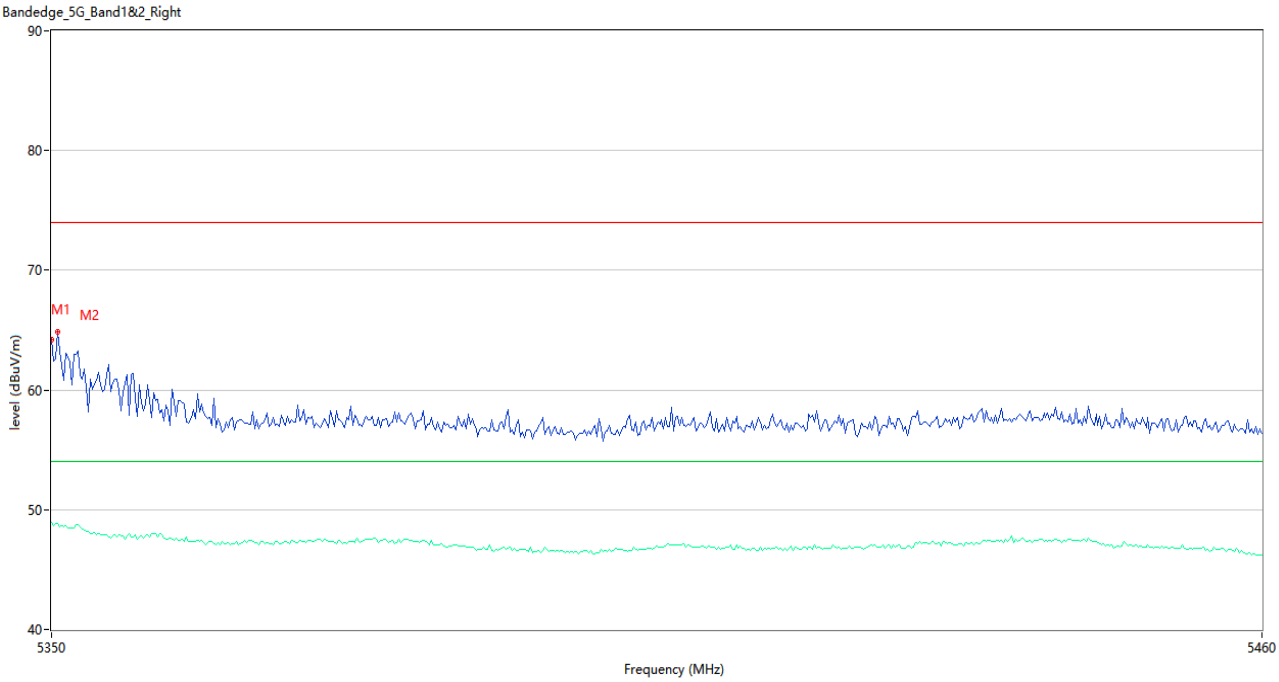

No.	Frequency (MHz)	Results (dBuV/m)	Factor (dB)	Limit (dBuV/m)	Over Limit (dB)	Detector	Table (Degree)	Height (cm)	Antenna	Verdict
1	5350.000	64.18	3.96	74.0	-9.82	Peak	159.00	150	Horizontal	Pass
1**	5350.000	48.90	3.96	54.0	-5.10	AV	159.00	150	Horizontal	Pass
2	5350.550	64.86	3.95	74.0	-9.14	Peak	148.00	150	Horizontal	Pass
2**	5350.550	48.82	3.95	54.0	-5.18	AV	148.00	150	Horizontal	Pass

U-NII-2A 11n40 CH54

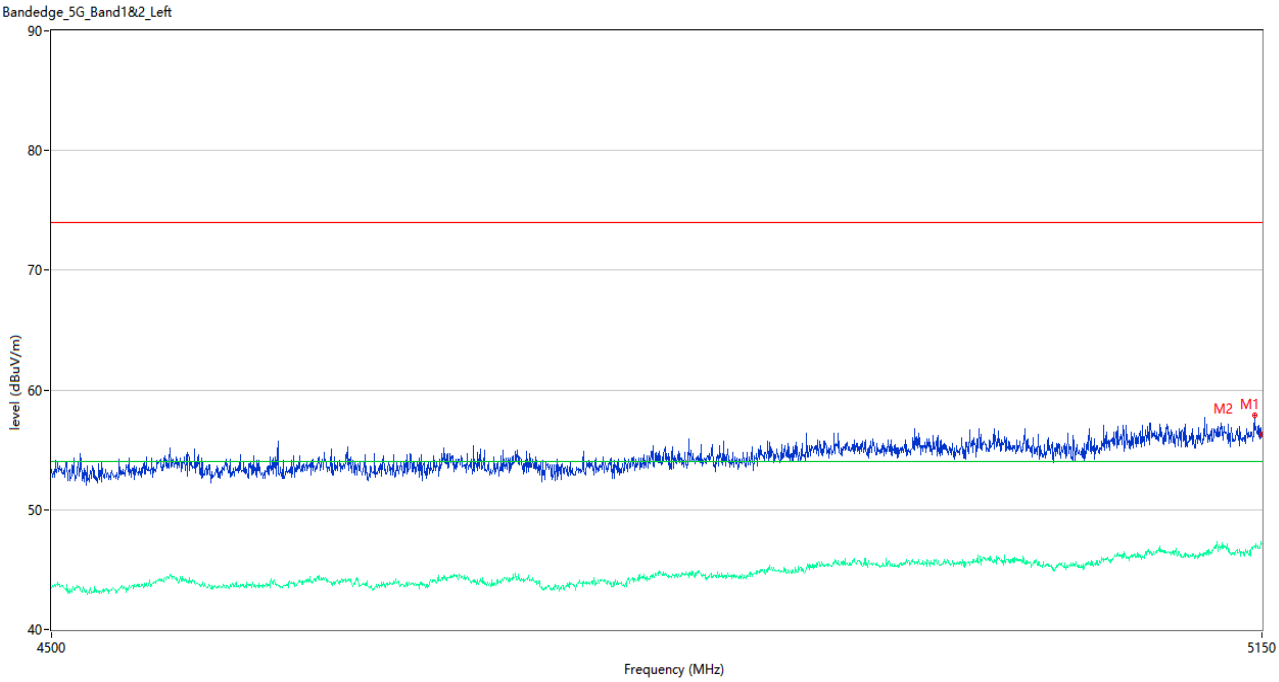

No.	Frequency (MHz)	Results (dBuV/m)	Factor (dB)	Limit (dBuV/m)	Over Limit (dB)	Detector	Table (Degree)	Height (cm)	Antenna	Verdict
1	5150.000	56.31	3.94	74.0	-17.69	Peak	61.00	150	Horizontal	Pass
1**	5150.000	47.20	3.94	54.0	-6.80	AV	61.00	150	Horizontal	Pass
2	5145.775	57.93	3.81	74.0	-16.07	Peak	196.00	150	Horizontal	Pass
2**	5145.775	46.99	3.81	54.0	-7.01	AV	196.00	150	Horizontal	Pass

U-NII-2A 11n40 CH62

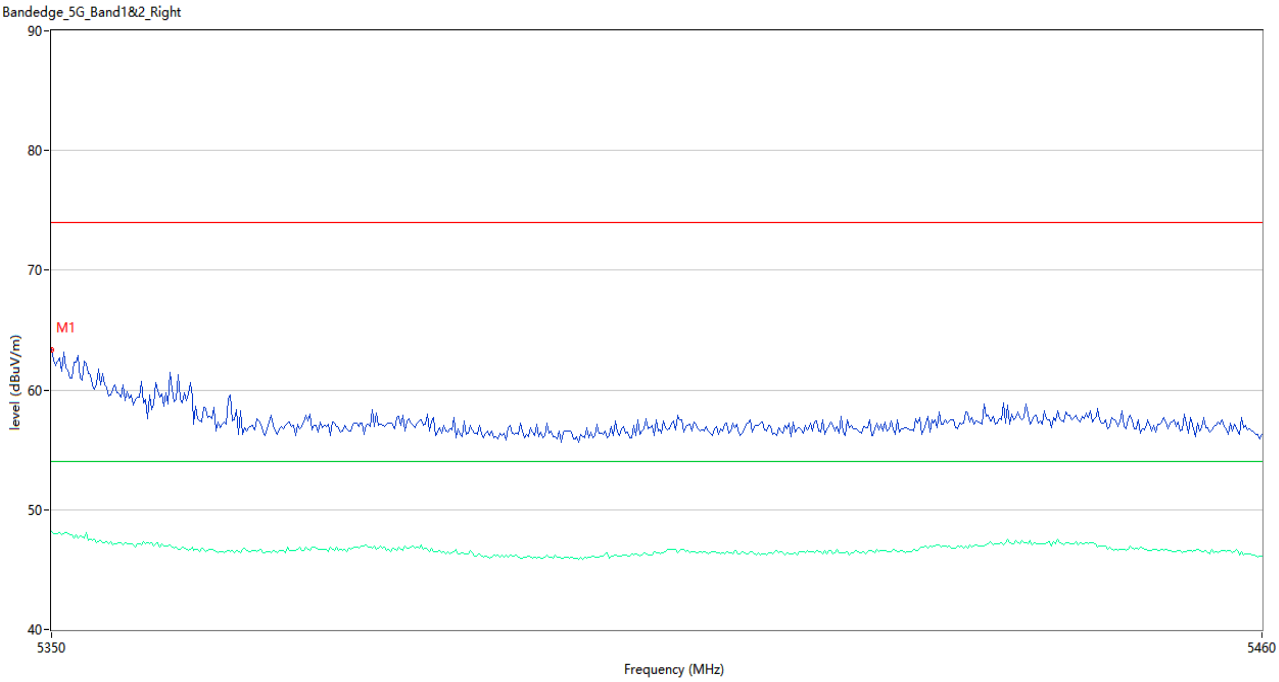

No.	Frequency (MHz)	Results (dBuV/m)	Factor (dB)	Limit (dBuV/m)	Over Limit (dB)	Detector	Table (Degree)	Height (cm)	Antenna	Verdict
1	5350.000	63.33	3.96	74.0	-10.67	Peak	164.00	150	Horizontal	Pass
1**	5350.000	48.19	3.96	54.0	-5.81	AV	164.00	150	Horizontal	Pass

U-NII-2A 11ac20 CH52

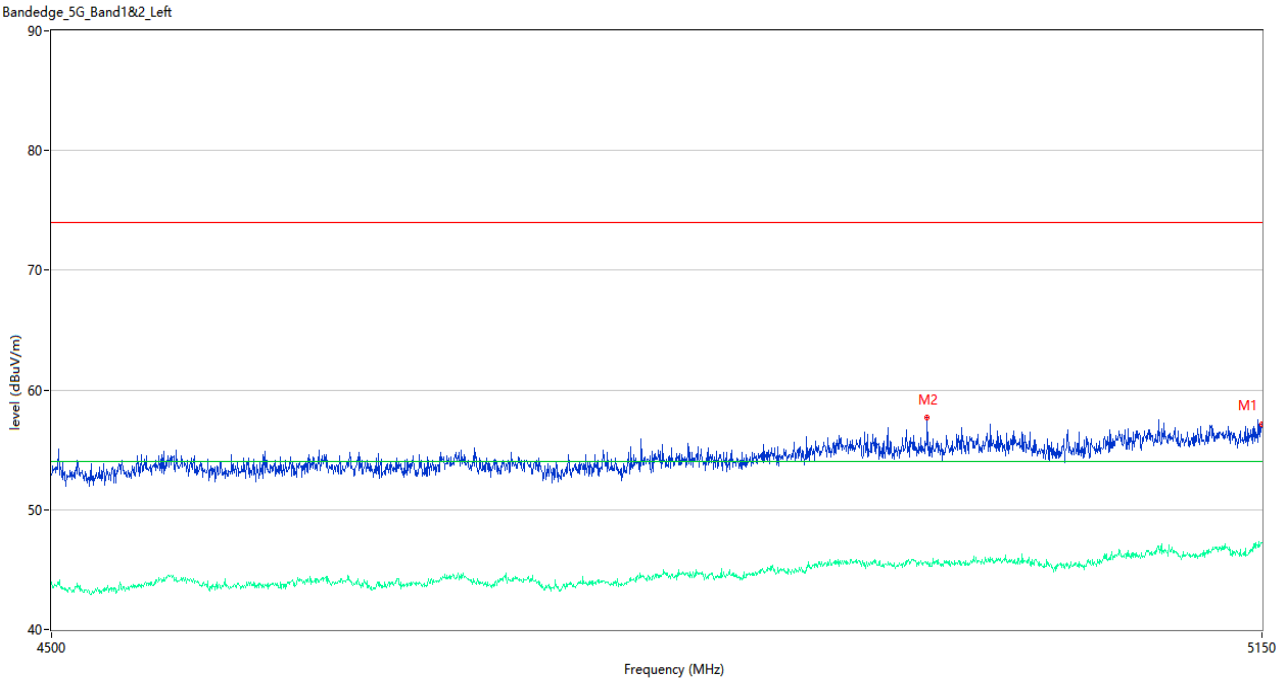

No.	Frequency (MHz)	Results (dBuV/m)	Factor (dB)	Limit (dBuV/m)	Over Limit (dB)	Detector	Table (Degree)	Height (cm)	Antenna	Verdict
1	5150.000	57.14	3.94	74.0	-16.86	Peak	163.00	150	Horizontal	Pass
1**	5150.000	47.26	3.94	54.0	-6.74	AV	163.00	150	Horizontal	Pass
2	4961.500	57.71	3.13	74.0	-16.29	Peak	256.00	150	Horizontal	Pass
2**	4961.500	45.50	3.13	54.0	-8.50	AV	256.00	150	Horizontal	Pass

U-NII-2A 11ac20 CH64

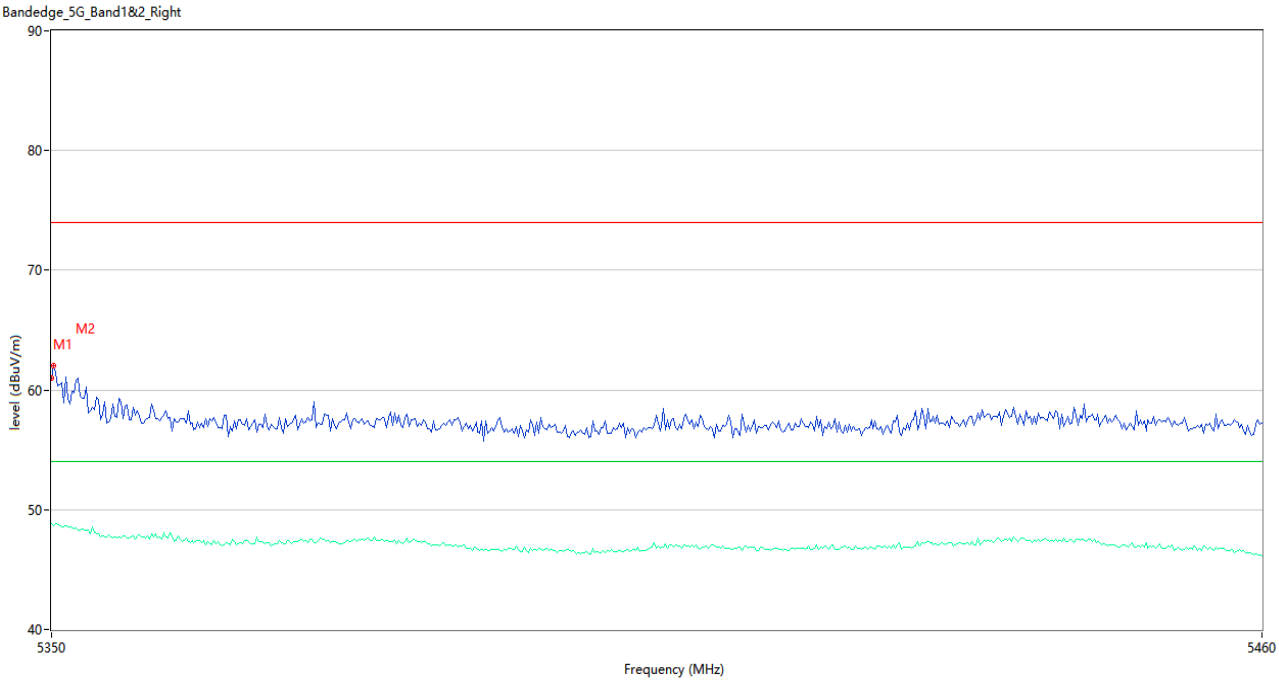

No.	Frequency (MHz)	Results (dBuV/m)	Factor (dB)	Limit (dBuV/m)	Over Limit (dB)	Detector	Table (Degree)	Height (cm)	Antenna	Verdict
1	5350.000	61.02	3.96	74.0	-12.98	Peak	159.00	150	Horizontal	Pass
1**	5350.000	48.87	3.96	54.0	-5.13	AV	159.00	150	Horizontal	Pass
2	5350.183	62.00	3.96	74.0	-12.00	Peak	136.00	150	Horizontal	Pass
2**	5350.183	48.62	3.96	54.0	-5.38	AV	136.00	150	Horizontal	Pass

U-NII-2A 11ac40 CH54

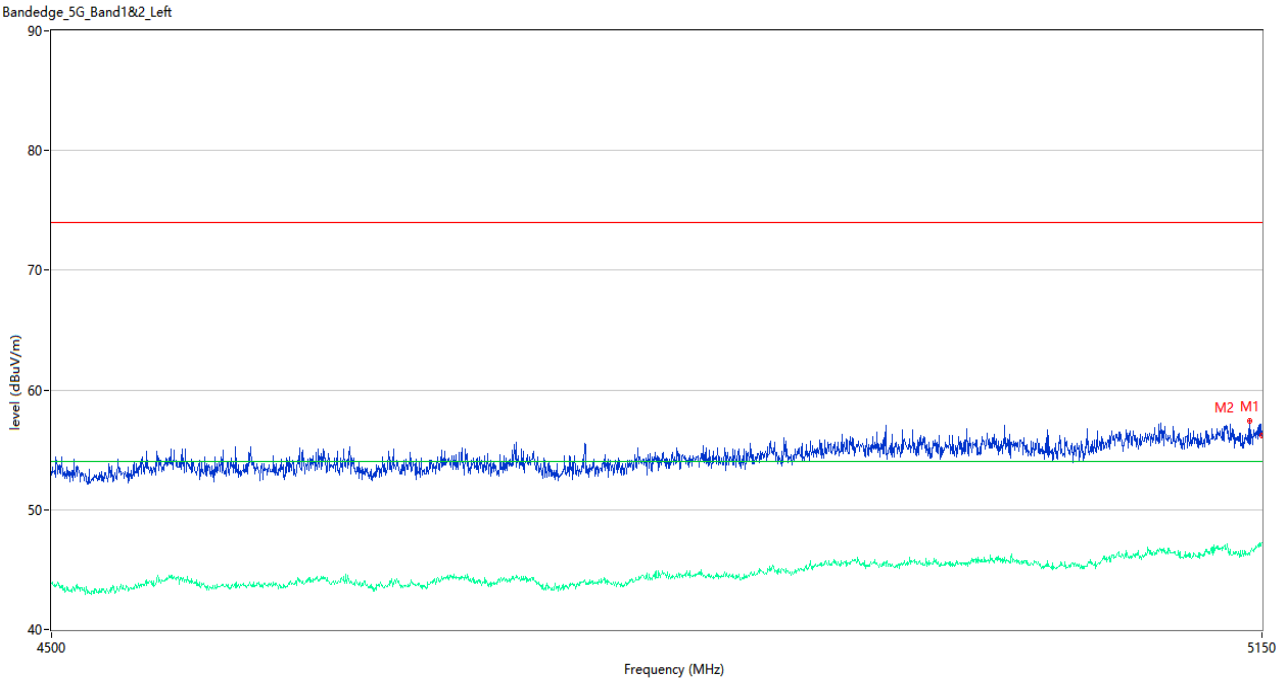

No.	Frequency (MHz)	Results (dBuV/m)	Factor (dB)	Limit (dBuV/m)	Over Limit (dB)	Detector	Table (Degree)	Height (cm)	Antenna	Verdict
1	5150.000	56.16	3.94	74.0	-17.84	Peak	148.00	150	Horizontal	Pass
1**	5150.000	47.22	3.94	54.0	-6.78	AV	148.00	150	Horizontal	Pass
2	5143.175	57.40	3.57	74.0	-16.60	Peak	163.00	150	Horizontal	Pass
2**	5143.175	46.33	3.57	54.0	-7.67	AV	163.00	150	Horizontal	Pass

U-NII-2A 11ac40 CH62

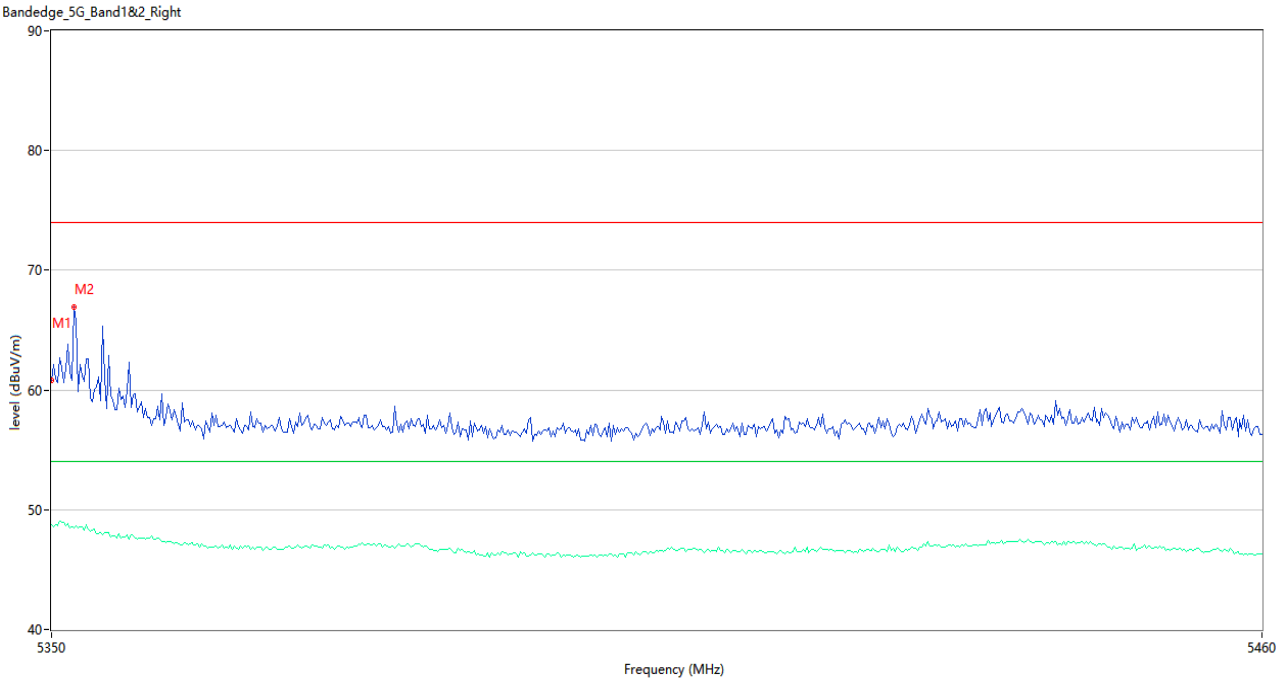

No.	Frequency (MHz)	Results (dBuV/m)	Factor (dB)	Limit (dBuV/m)	Over Limit (dB)	Detector	Table (Degree)	Height (cm)	Antenna	Verdict
1	5350.000	60.85	3.96	74.0	-13.15	Peak	158.00	150	Horizontal	Pass
1**	5350.000	48.78	3.96	54.0	-5.22	AV	158.00	150	Horizontal	Pass
2	5352.016	66.91	3.94	74.0	-7.09	Peak	176.00	150	Horizontal	Pass
2**	5352.016	48.52	3.94	54.0	-5.48	AV	176.00	150	Horizontal	Pass

U-NII-2A 11ac80 CH58

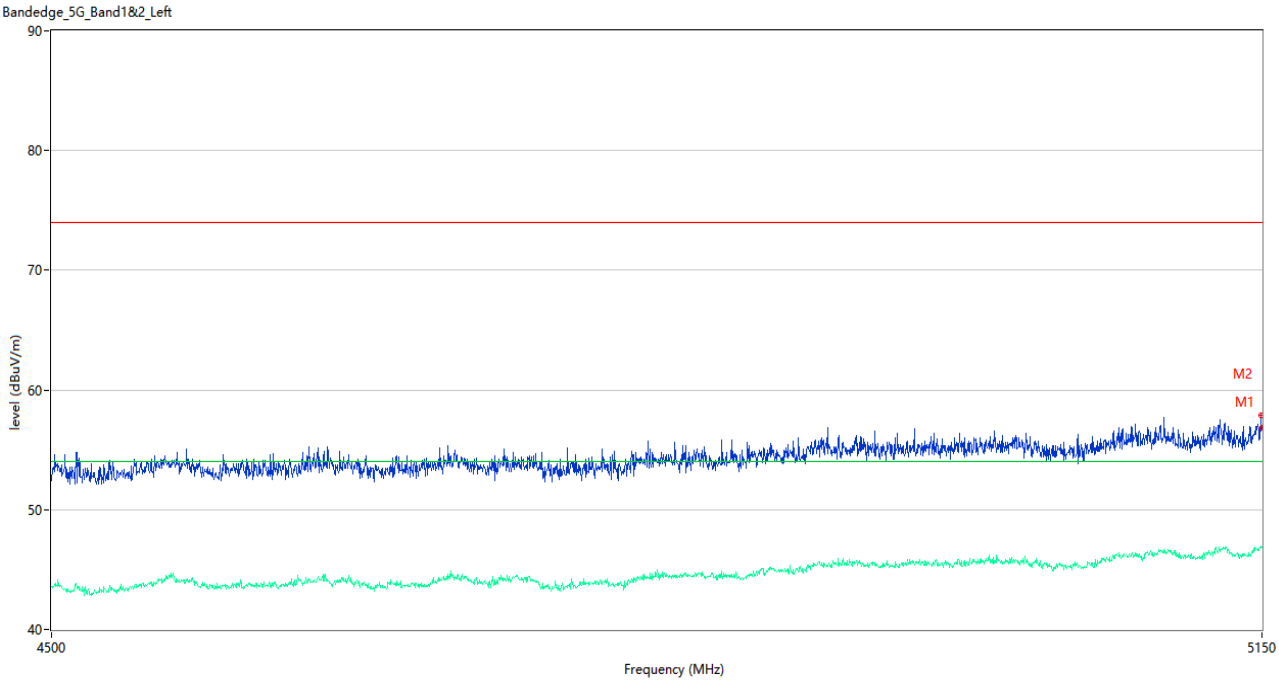

No.	Frequency (MHz)	Results (dBuV/m)	Factor (dB)	Limit (dBuV/m)	Over Limit (dB)	Detector	Table (Degree)	Height (cm)	Antenna	Verdict
1	5150.000	56.82	3.94	74.0	-17.18	Peak	322.00	150	Horizontal	Pass
1**	5150.000	46.90	3.94	54.0	-7.10	AV	322.00	150	Horizontal	Pass
2	5149.350	57.85	3.93	74.0	-16.15	Peak	132.00	150	Horizontal	Pass
2**	5149.350	46.76	3.93	54.0	-7.24	AV	132.00	150	Horizontal	Pass

U-NII-2A 11ac80 CH58

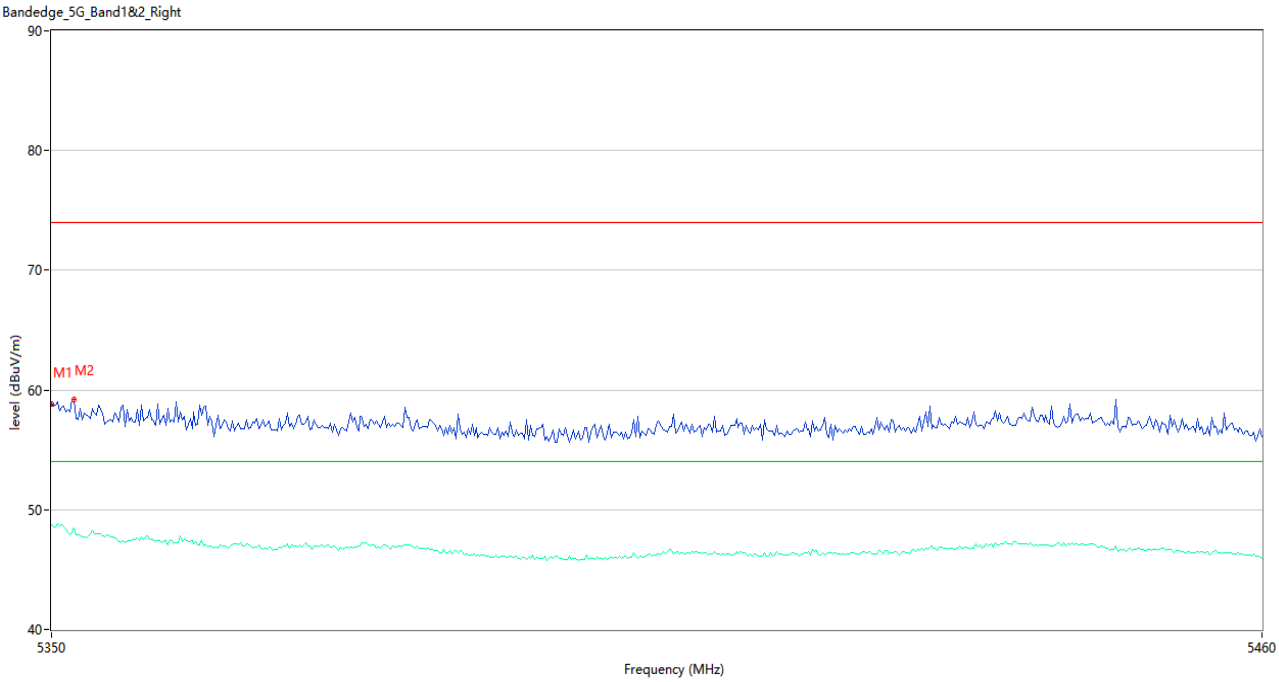

No.	Frequency (MHz)	Results (dBuV/m)	Factor (dB)	Limit (dBuV/m)	Over Limit (dB)	Detector	Table (Degree)	Height (cm)	Antenna	Verdict
1	5350.000	58.82	3.96	74.0	-15.18	Peak	151.00	150	Horizontal	Pass
1**	5350.000	48.74	3.96	54.0	-5.26	AV	151.00	150	Horizontal	Pass
2	5352.016	59.22	3.94	74.0	-14.78	Peak	182.00	150	Horizontal	Pass
2**	5352.016	48.46	3.94	54.0	-5.54	AV	182.00	150	Horizontal	Pass

U-NII-2C 11a CH100

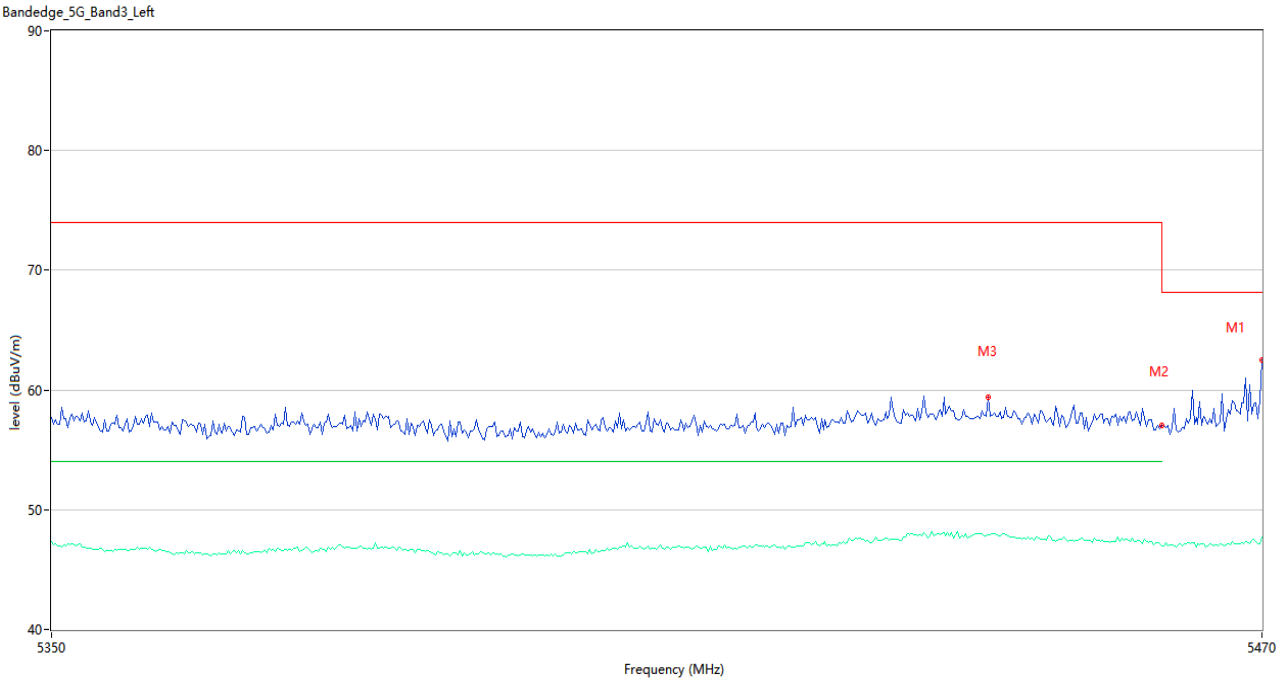

No.	Frequency (MHz)	Results (dBuV/m)	Factor (dB)	Limit (dBuV/m)	Over Limit (dB)	Detector	Table (Degree)	Height (cm)	Antenna	Verdict
1	5470.000	62.55	3.80	68.2	-5.65	Peak	146.00	150	Horizontal	Pass
1**	5470.000	47.70	3.80	--	--	AV	146.00	150	Horizontal	N/A
2	5460.000	57.06	4.23	74.0	-16.94	Peak	180.00	150	Horizontal	Pass
2**	5460.000	46.92	4.23	54.0	-7.08	AV	180.00	150	Horizontal	Pass
3	5442.600	59.40	4.97	74.0	-14.60	Peak	73.00	150	Horizontal	Pass
3**	5442.600	47.93	4.97	54.0	-6.07	AV	73.00	150	Horizontal	Pass

U-NII-2C 11a CH140

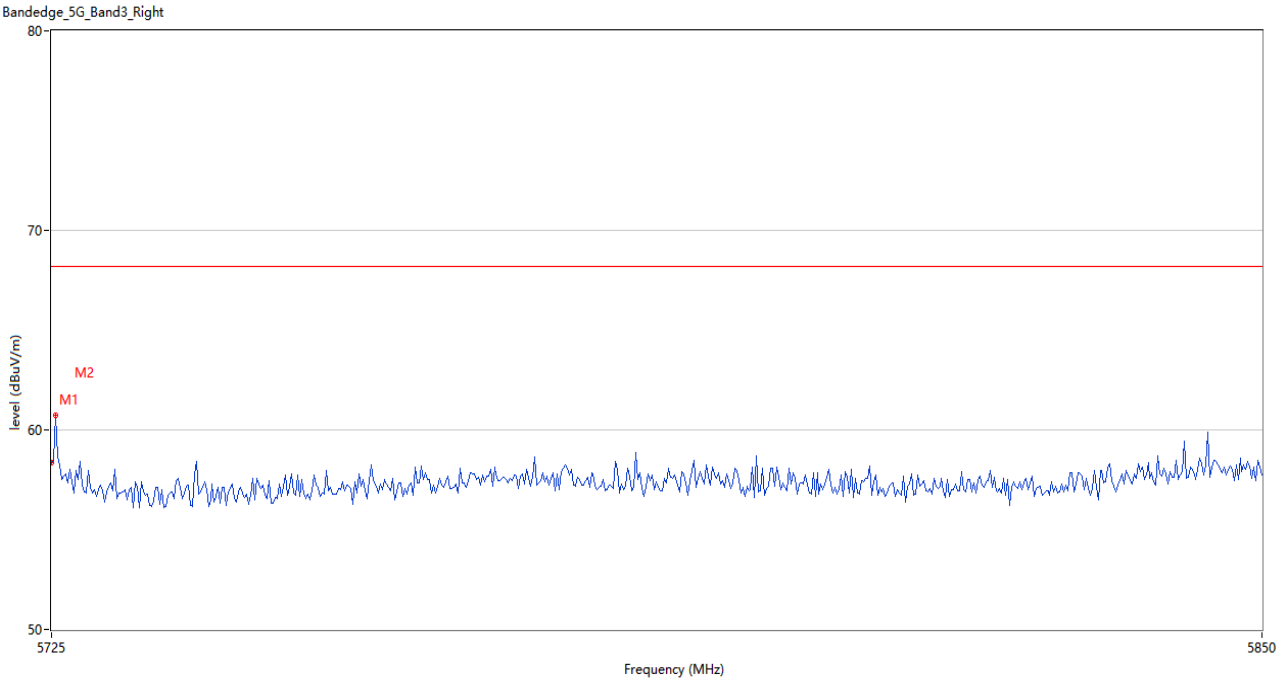

No.	Frequency (MHz)	Results (dBuV/m)	Factor (dB)	Limit (dBuV/m)	Over Limit (dB)	Detector	Table (Degree)	Height (cm)	Antenna	Verdict
1	5725.000	58.38	4.45	68.2	-9.82	Peak	160.00	150	Horizontal	Pass
2	5725.416	60.76	4.41	68.2	-7.44	Peak	159.00	150	Horizontal	Pass

U-NII-2C 11n20 CH100

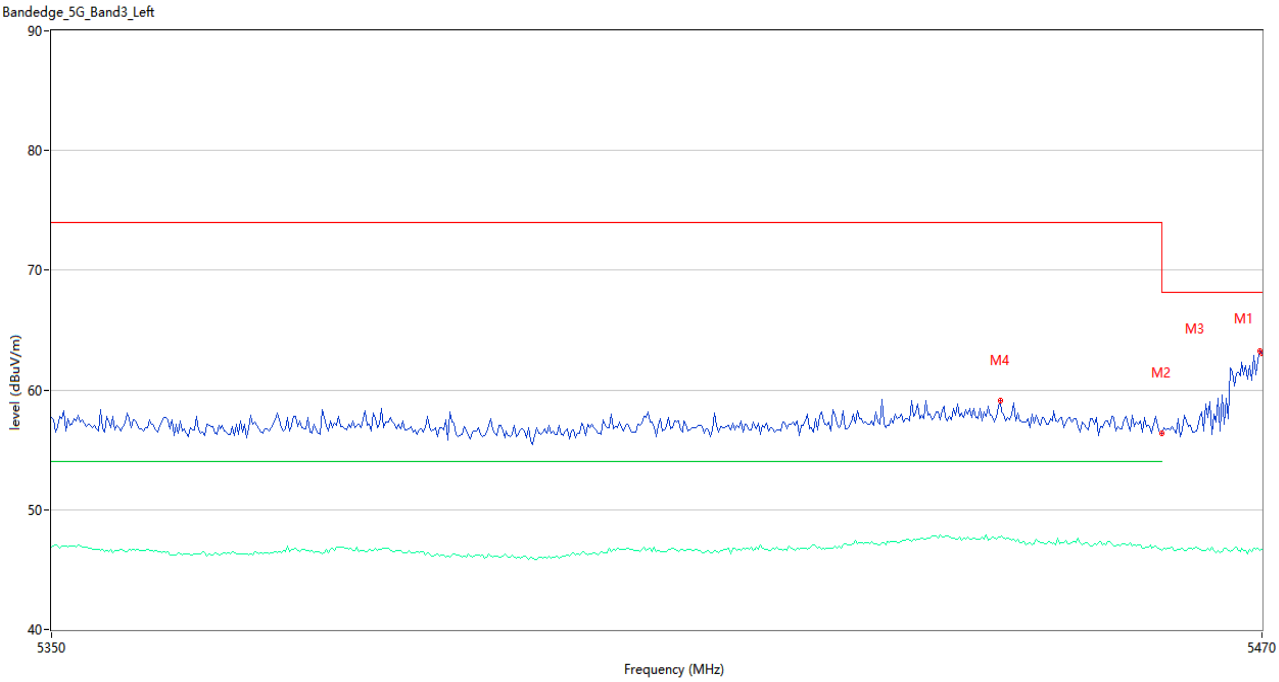

No.	Frequency (MHz)	Results (dBuV/m)	Factor (dB)	Limit (dBuV/m)	Over Limit (dB)	Detector	Table (Degree)	Height (cm)	Antenna	Verdict
1	5470.000	63.08	3.80	68.2	-5.12	Peak	160.00	150	Horizontal	Pass
1**	5470.000	46.66	3.80	--	--	AV	160.00	150	Horizontal	N/A
2	5460.000	56.43	4.23	74.0	-17.57	Peak	162.00	150	Horizontal	Pass
2**	5460.000	46.62	4.23	54.0	-7.38	AV	162.00	150	Horizontal	Pass
3	5469.800	63.22	3.78	68.2	-5.01	Peak	165.00	150	Horizontal	Pass
3**	5469.800	46.55	3.78	--	--	AV	165.00	150	Horizontal	N/A
4	5443.800	59.13	4.97	74.0	-14.87	Peak	258.00	150	Horizontal	Pass
4**	5443.800	47.68	4.97	54.0	-6.32	AV	258.00	150	Horizontal	Pass

U-NII-2C 11n20 CH140

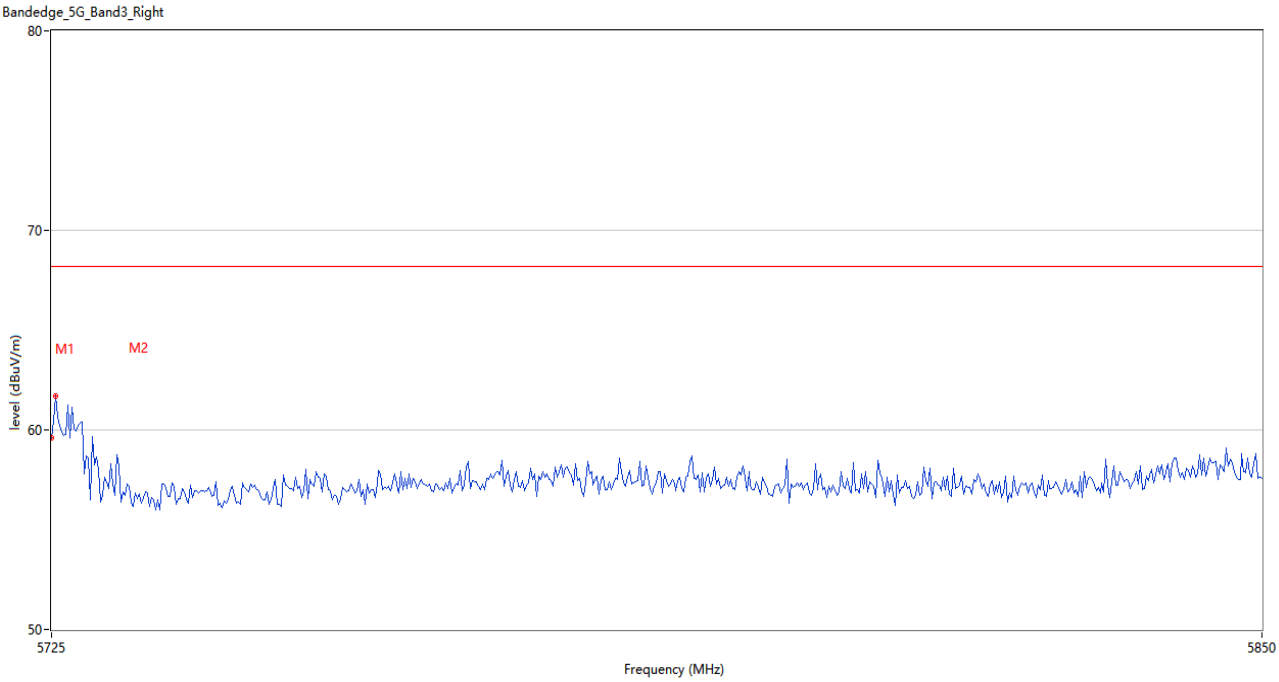

No.	Frequency (MHz)	Results (dBuV/m)	Factor (dB)	Limit (dBuV/m)	Over Limit (dB)	Detector	Table (Degree)	Height (cm)	Antenna	Verdict
1	5725.000	59.61	4.45	68.2	-8.59	Peak	155.00	150	Horizontal	Pass
2	5725.416	61.69	4.41	68.2	-6.51	Peak	162.00	150	Horizontal	Pass

U-NII-2C 11n40 CH102

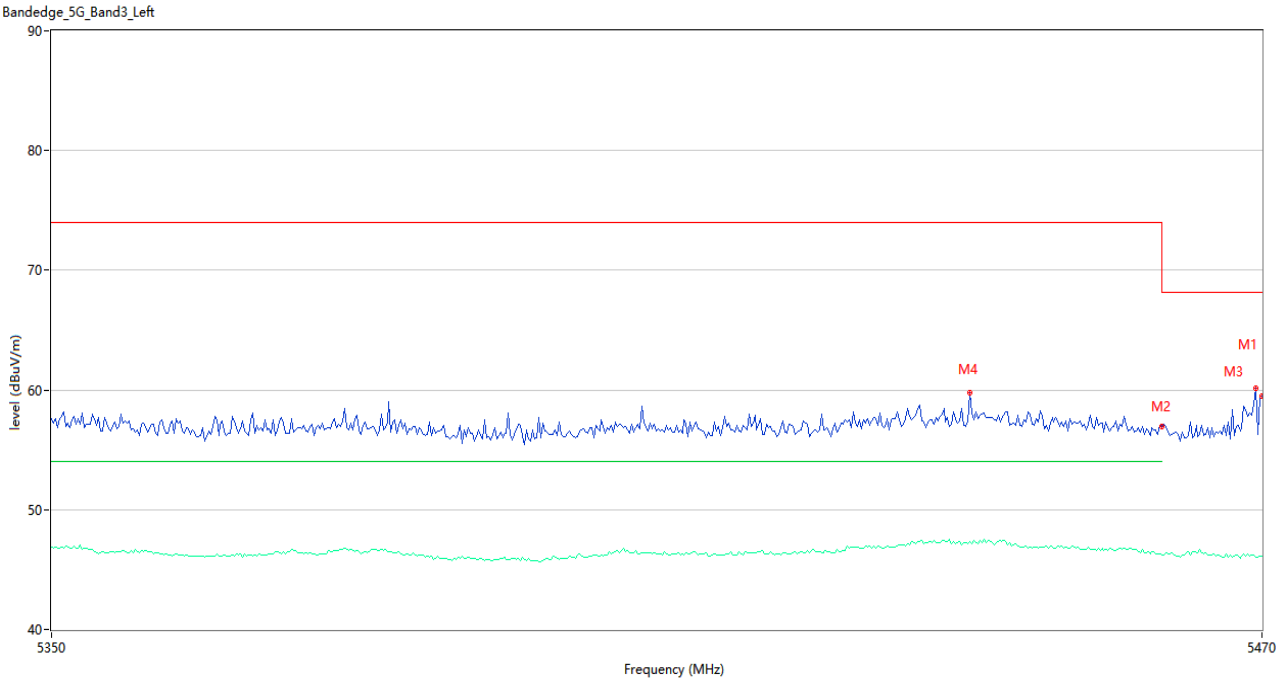

No.	Frequency (MHz)	Results (dBuV/m)	Factor (dB)	Limit (dBuV/m)	Over Limit (dB)	Detector	Table (Degree)	Height (cm)	Antenna	Verdict
1	5470.000	59.50	3.80	68.2	-8.70	Peak	167.00	150	Horizontal	Pass
1**	5470.000	46.12	3.80	--	--	AV	167.00	150	Horizontal	N/A
2	5460.000	56.92	4.23	74.0	-17.08	Peak	167.00	150	Horizontal	Pass
2**	5460.000	46.23	4.23	54.0	-7.77	AV	167.00	150	Horizontal	Pass
3	5469.400	60.11	3.81	68.2	-8.09	Peak	165.00	150	Horizontal	Pass
3**	5469.400	46.06	3.81	--	--	AV	165.00	150	Horizontal	N/A
4	5440.800	59.79	4.94	74.0	-14.21	Peak	277.00	150	Horizontal	Pass
4**	5440.800	47.35	4.94	54.0	-6.65	AV	277.00	150	Horizontal	Pass

U-NII-2C 11n40 CH134

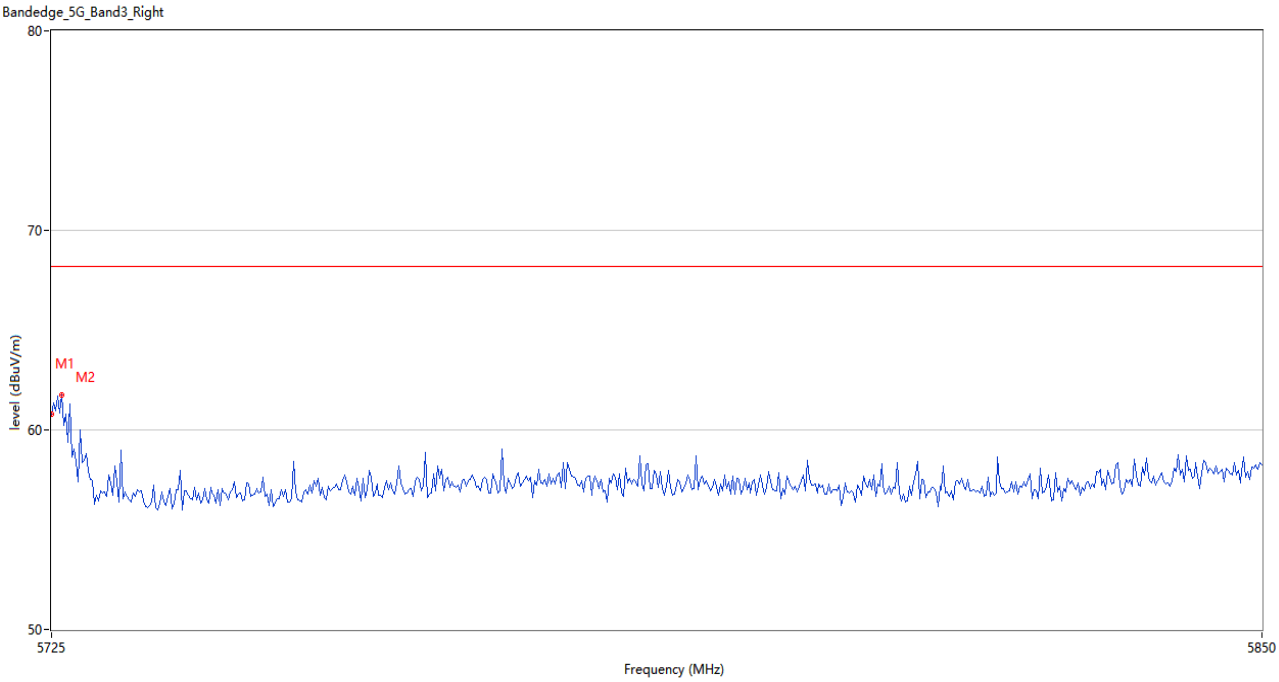

No.	Frequency (MHz)	Results (dBuV/m)	Factor (dB)	Limit (dBuV/m)	Over Limit (dB)	Detector	Table (Degree)	Height (cm)	Antenna	Verdict
1	5725.000	60.79	4.45	68.2	-7.41	Peak	149.00	150	Horizontal	Pass
2	5726.042	61.73	4.36	68.2	-6.47	Peak	162.00	150	Horizontal	Pass

U-NII-2C 11ac20 CH100

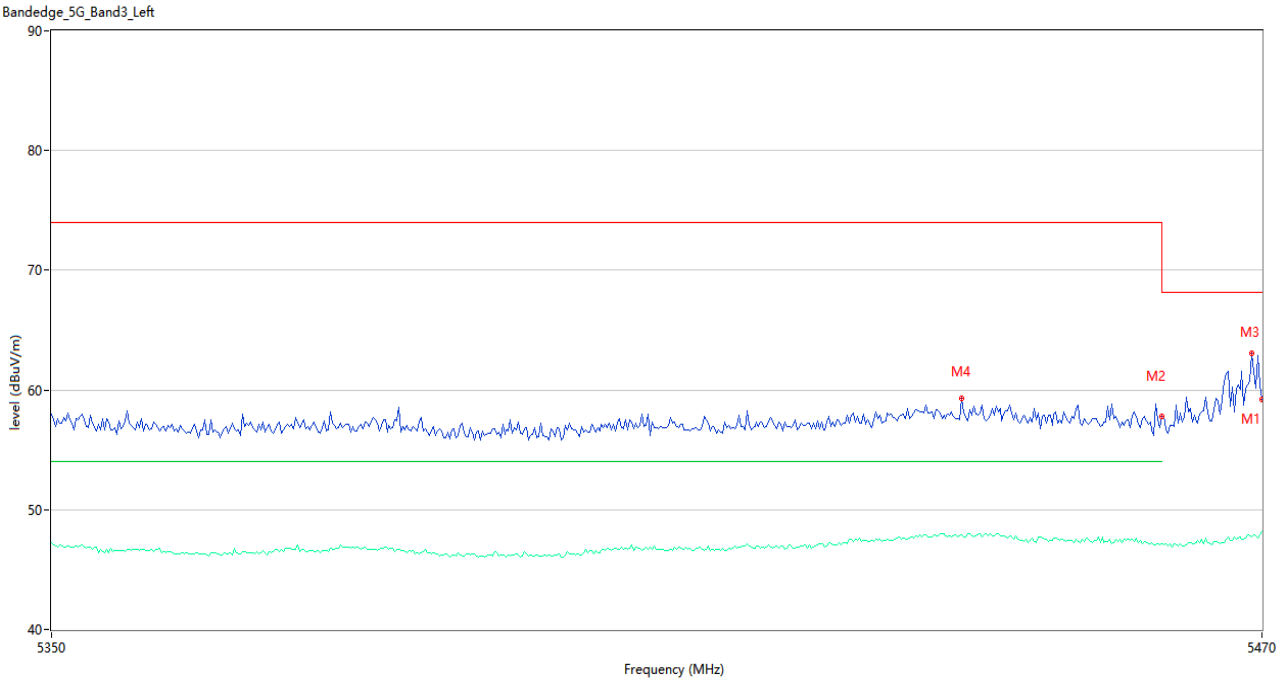

No.	Frequency (MHz)	Results (dBuV/m)	Factor (dB)	Limit (dBuV/m)	Over Limit (dB)	Detector	Table (Degree)	Height (cm)	Antenna	Verdict
1	5470.000	59.19	3.80	68.2	-9.01	Peak	153.00	150	Horizontal	Pass
1**	5470.000	48.18	3.80	--	--	AV	153.00	150	Horizontal	N/A
2	5460.000	57.78	4.23	74.0	-16.22	Peak	170.00	150	Horizontal	Pass
2**	5460.000	47.11	4.23	54.0	-6.89	AV	170.00	150	Horizontal	Pass
3	5469.000	63.06	3.85	68.2	-5.14	Peak	155.00	150	Horizontal	Pass
3**	5469.000	47.75	3.85	--	--	AV	155.00	150	Horizontal	N/A
4	5440.000	59.33	4.93	74.0	-14.67	Peak	135.00	150	Horizontal	Pass
4**	5440.000	47.90	4.93	54.0	-6.10	AV	135.00	150	Horizontal	Pass

U-NII-2C 11ac20 CH140

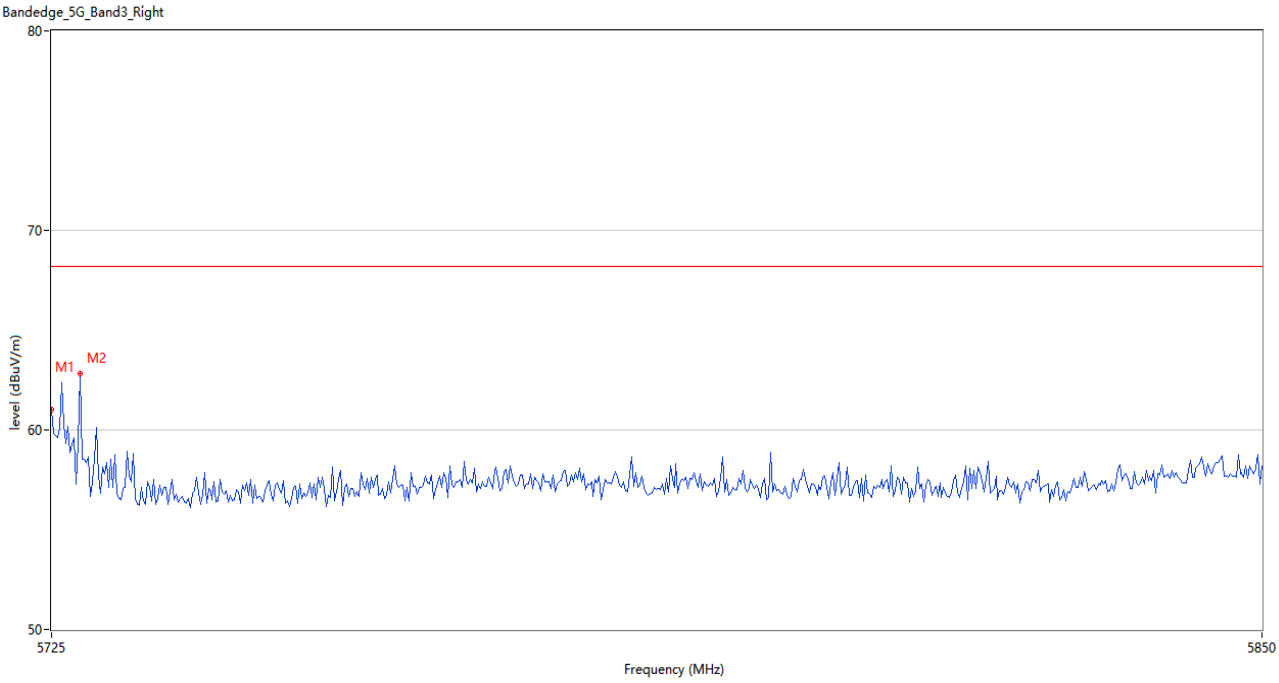

No.	Frequency (MHz)	Results (dBuV/m)	Factor (dB)	Limit (dBuV/m)	Over Limit (dB)	Detector	Table (Degree)	Height (cm)	Antenna	Verdict
1	5725.000	61.00	4.45	68.2	-7.20	Peak	162.00	150	Horizontal	Pass
2	5725.834	62.90	5.06	68.2	-5.30	Peak	1.00	150	Horizontal	Pass

U-NII-2C 11ac40 CH102

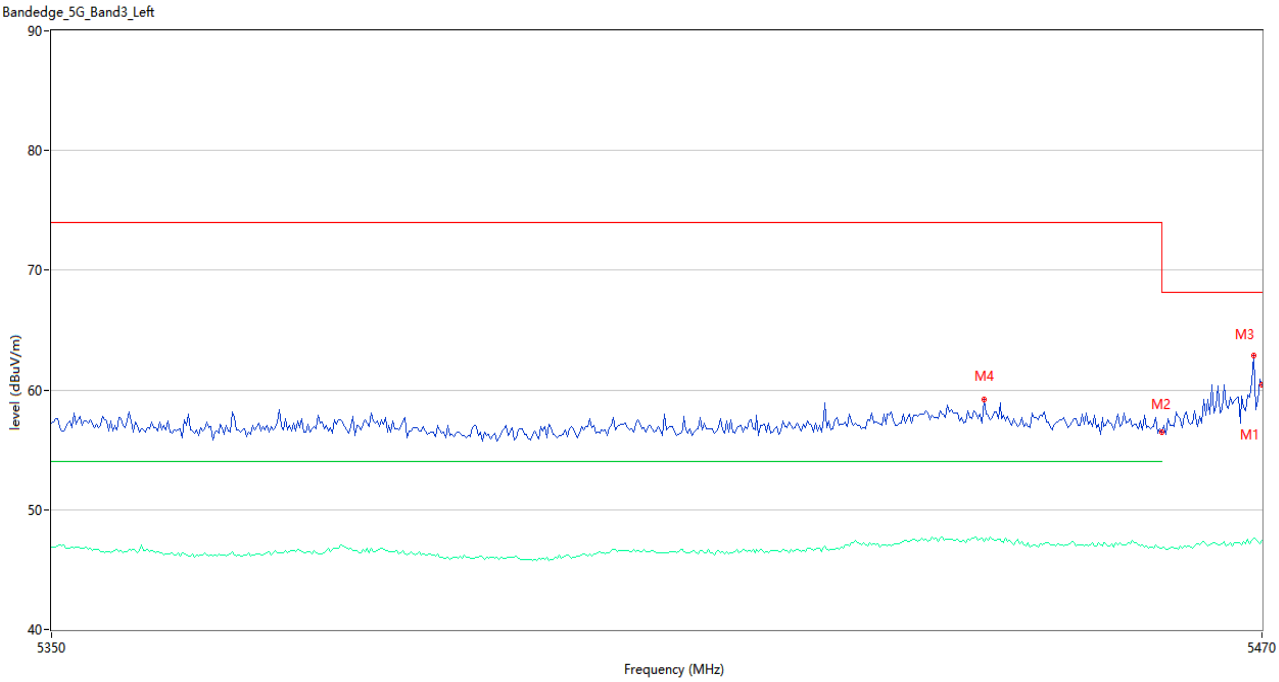

No.	Frequency (MHz)	Results (dBuV/m)	Factor (dB)	Limit (dBuV/m)	Over Limit (dB)	Detector	Table (Degree)	Height (cm)	Antenna	Verdict
1	5470.000	60.39	3.80	68.2	-7.81	Peak	161.00	150	Horizontal	Pass
1**	5470.000	47.48	3.80	--	--	AV	161.00	150	Horizontal	N/A
2	5460.000	56.44	4.23	74.0	--	Peak	161.00	150	Horizontal	Pass
2**	5460.000	46.77	4.23	54.0	-7.23	AV	161.00	150	Horizontal	Pass
3	5469.200	62.85	3.83	68.2	-5.35	Peak	176.00	150	Horizontal	Pass
3**	5469.200	47.62	3.83	--	--	AV	176.00	150	Horizontal	N/A
4	5442.200	59.18	4.97	74.0	-14.82	Peak	161.00	150	Horizontal	Pass
4**	5442.200	47.38	4.97	54.0	-6.62	AV	161.00	150	Horizontal	Pass

U-NII-2C 11ac40 CH134

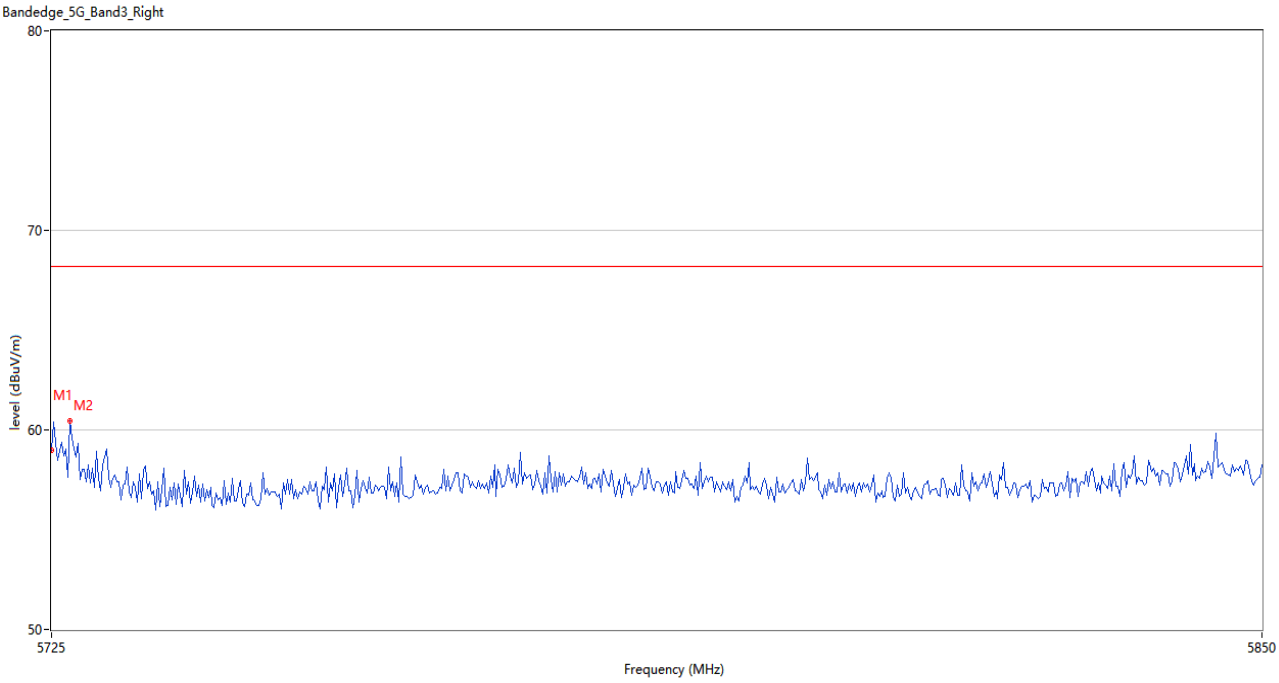

No.	Frequency (MHz)	Results (dBuV/m)	Factor (dB)	Limit (dBuV/m)	Over Limit (dB)	Detector	Table (Degree)	Height (cm)	Antenna	Verdict
1	5725.000	58.97	4.45	68.2	-9.23	Peak	150.00	150	Horizontal	Pass
2	5726.875	60.45	4.30	68.2	-7.75	Peak	153.00	150	Horizontal	Pass

U-NII-2C 11ac80 CH106

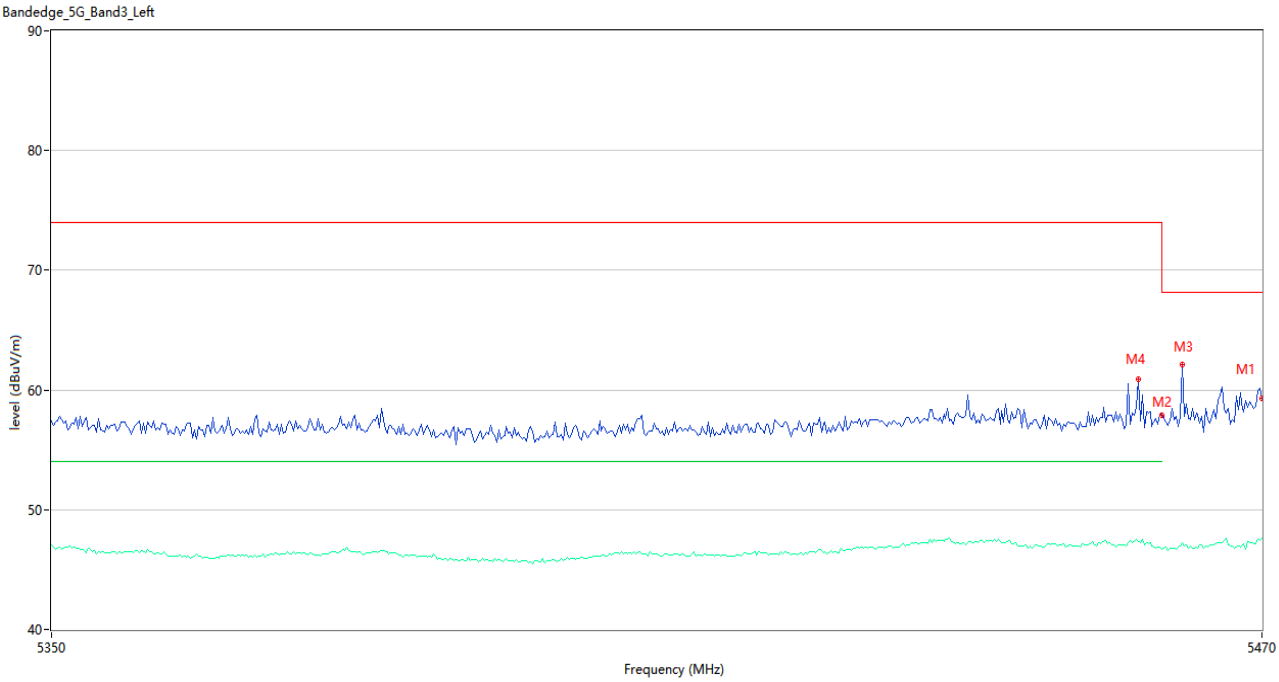

No.	Frequency (MHz)	Results (dBuV/m)	Factor (dB)	Limit (dBuV/m)	Over Limit (dB)	Detector	Table (Degree)	Height (cm)	Antenna	Verdict
1	5470.000	59.33	3.80	68.2	-8.87	Peak	156.00	150	Horizontal	Pass
1**	5470.000	47.65	3.80	--	--	AV	156.00	150	Horizontal	N/A
2	5460.000	57.90	4.23	74.0	-16.10	Peak	163.00	150	Horizontal	Pass
2**	5460.000	46.69	4.23	54.0	-7.31	AV	163.00	150	Horizontal	Pass
3	5462.000	62.10	4.16	68.2	-6.10	Peak	159.00	150	Horizontal	Pass
3**	5462.000	47.28	4.16	--	--	AV	159.00	150	Horizontal	N/A
4	5457.600	60.91	4.50	74.0	-13.09	Peak	154.00	150	Horizontal	Pass
4**	5457.600	47.34	4.50	54.0	-6.66	AV	154.00	150	Horizontal	Pass

U-NII-2C 11ac80 CH122

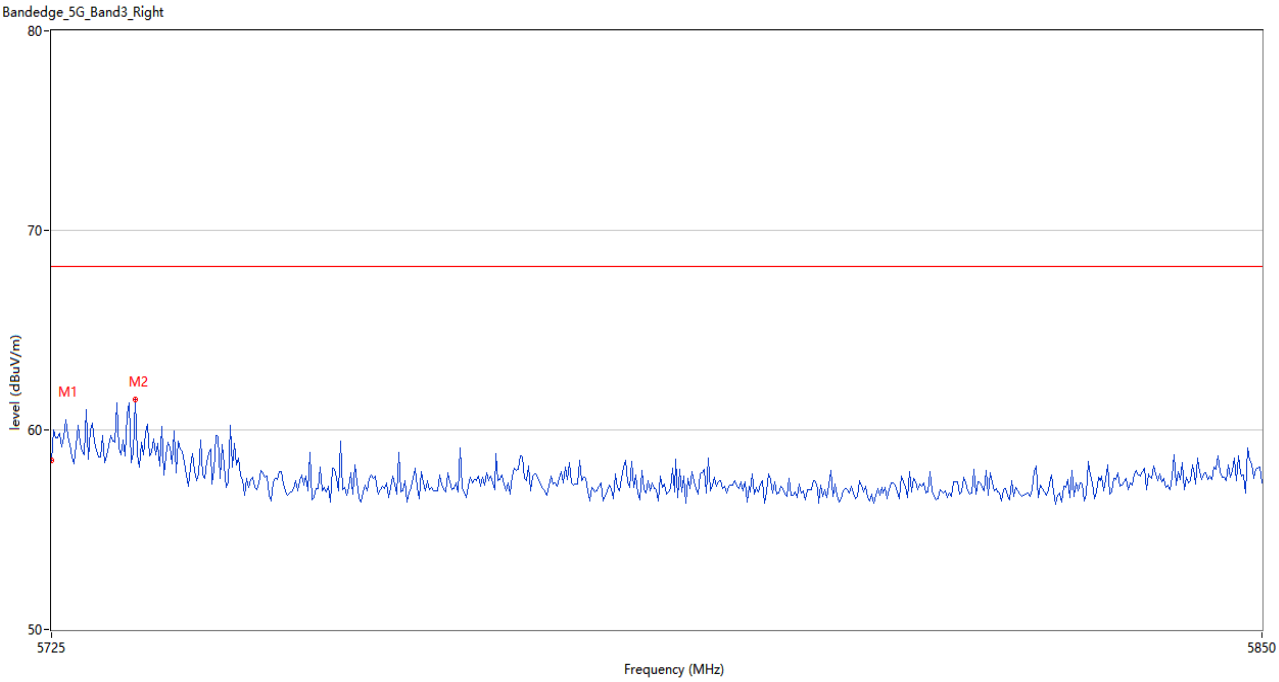

No.	Frequency (MHz)	Results (dBuV/m)	Factor (dB)	Limit (dBuV/m)	Over Limit (dB)	Detector	Table (Degree)	Height (cm)	Antenna	Verdict
1	5725.000	58.49	4.45	68.2	-9.71	Peak	163.00	150	Horizontal	Pass
2	5733.541	61.55	4.04	68.2	-6.65	Peak	173.00	150	Horizontal	Pass

U-NII-3 11a CH149

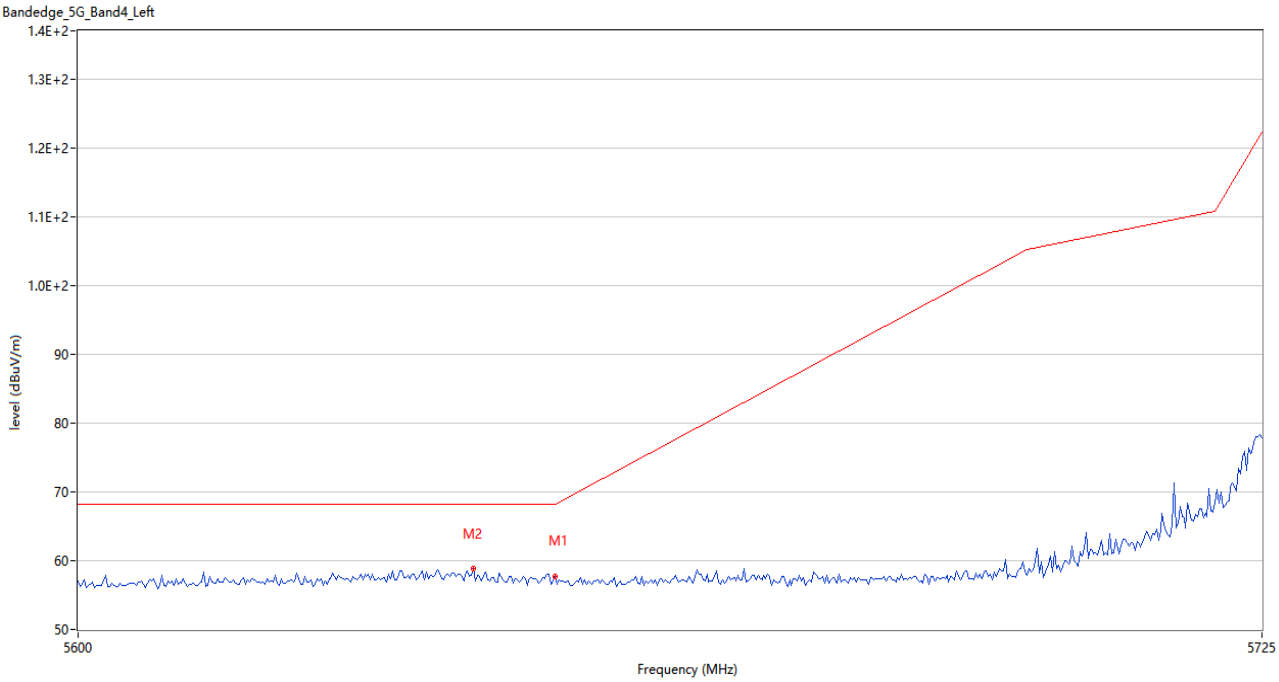

No.	Frequency (MHz)	Results (dBuV/m)	Factor (dB)	Limit (dBuV/m)	Over Limit (dB)	Detector	Table (Degree)	Height (cm)	Antenna	Verdict
1	5650.000	57.64	4.91	68.2	-10.56	Peak	144.00	150	Horizontal	Pass
2	5641.459	58.92	5.29	68.2	-9.28	Peak	271.00	150	Horizontal	Pass

U-NII-3 11a CH165

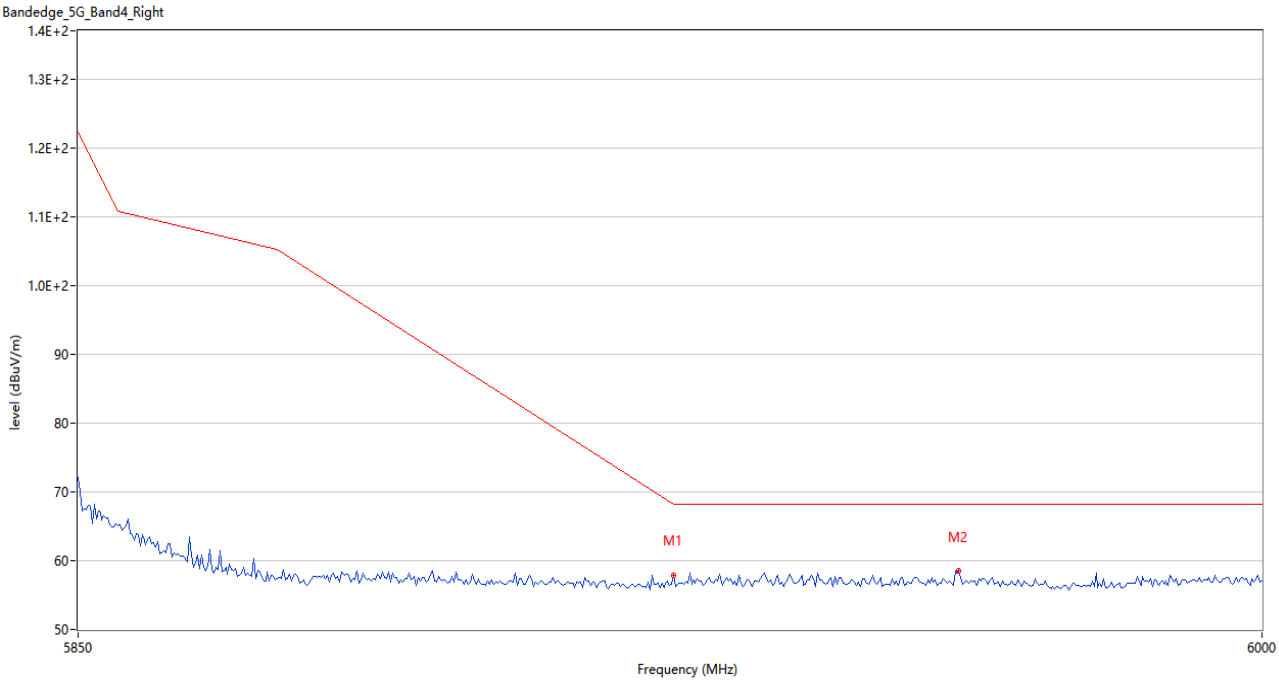

No.	Frequency (MHz)	Results (dBuV/m)	Factor (dB)	Limit (dBuV/m)	Over Limit (dB)	Detector	Table (Degree)	Height (cm)	Antenna	Verdict
1	5925.000	57.88	4.25	68.2	-10.32	Peak	332.00	150	Horizontal	Pass
2	5961.250	58.44	4.64	68.2	-9.76	Peak	155.00	150	Horizontal	Pass

U-NII-3 11n20 CH149

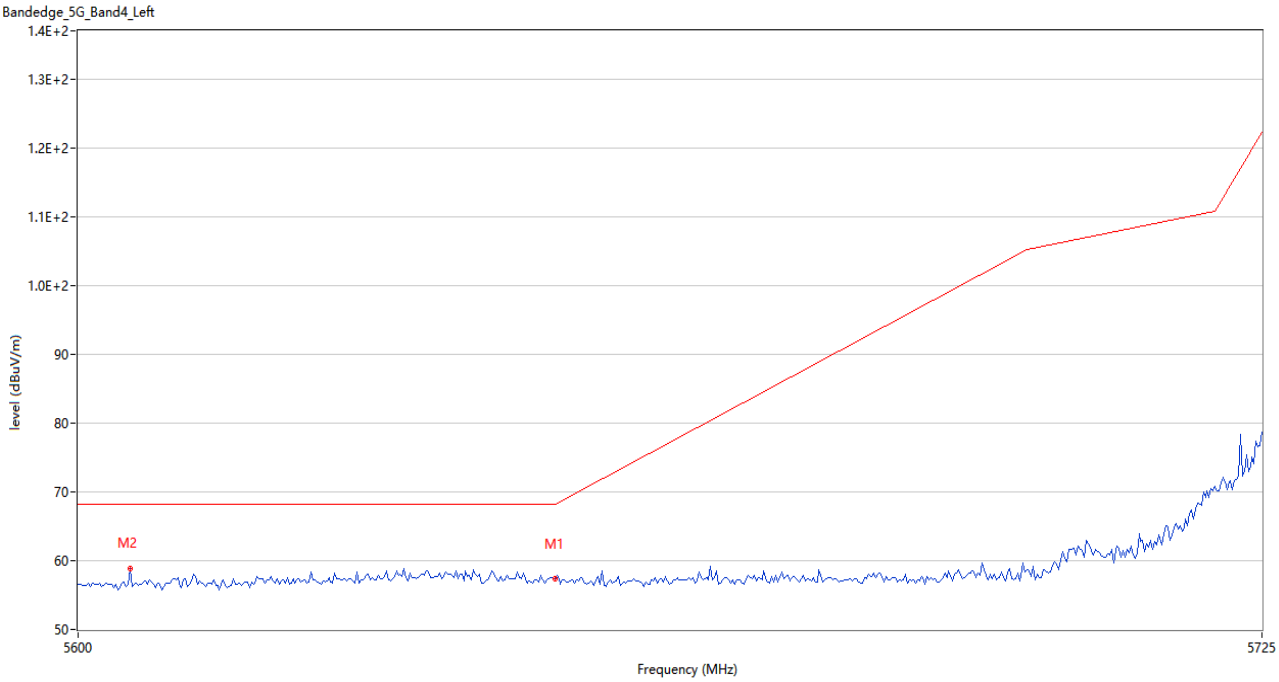

No.	Frequency (MHz)	Results (dBuV/m)	Factor (dB)	Limit (dBuV/m)	Over Limit (dB)	Detector	Table (Degree)	Height (cm)	Antenna	Verdict
1	5650.000	57.40	4.91	68.2	-10.80	Peak	121.00	150	Horizontal	Pass
2	5605.416	58.87	4.79	68.2	-9.33	Peak	229.00	150	Horizontal	Pass

U-NII-3 11n20 CH165

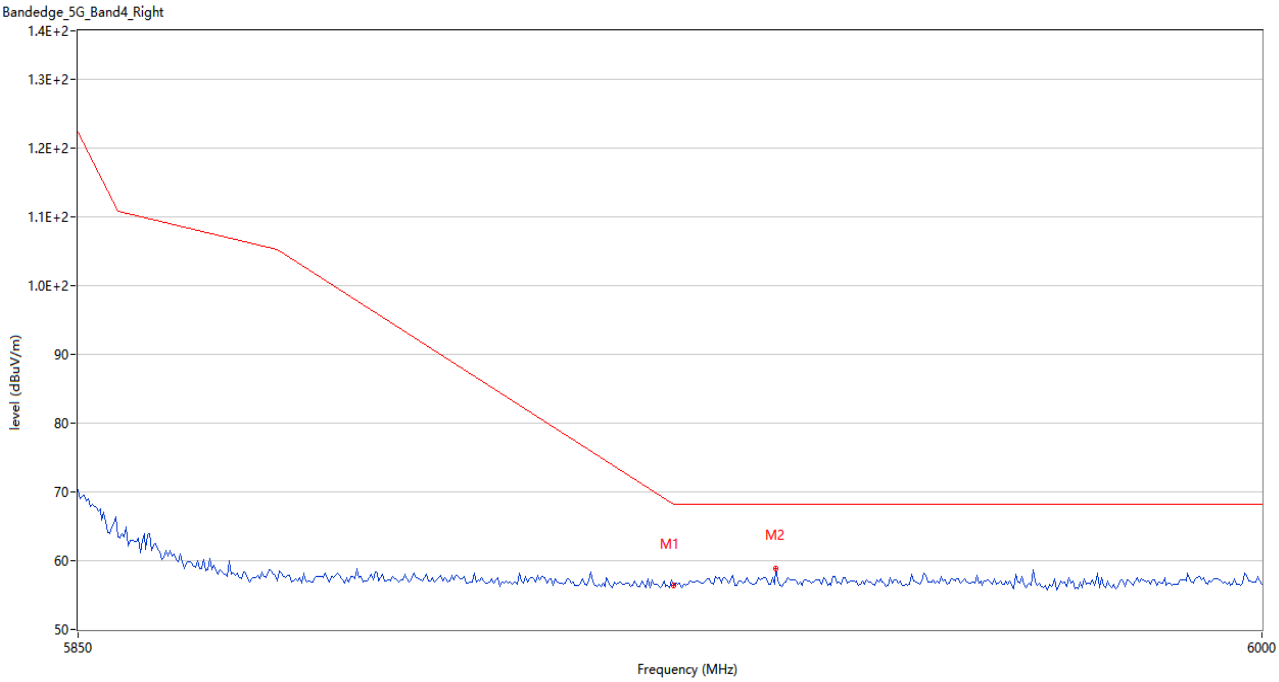

No.	Frequency (MHz)	Results (dBuV/m)	Factor (dB)	Limit (dBuV/m)	Over Limit (dB)	Detector	Table (Degree)	Height (cm)	Antenna	Verdict
1	5925.000	56.37	4.25	68.2	-11.83	Peak	235.00	150	Horizontal	Pass
2	5938.000	58.79	4.56	68.2	-9.41	Peak	69.00	150	Horizontal	Pass

U-NII-3 11n40 CH151

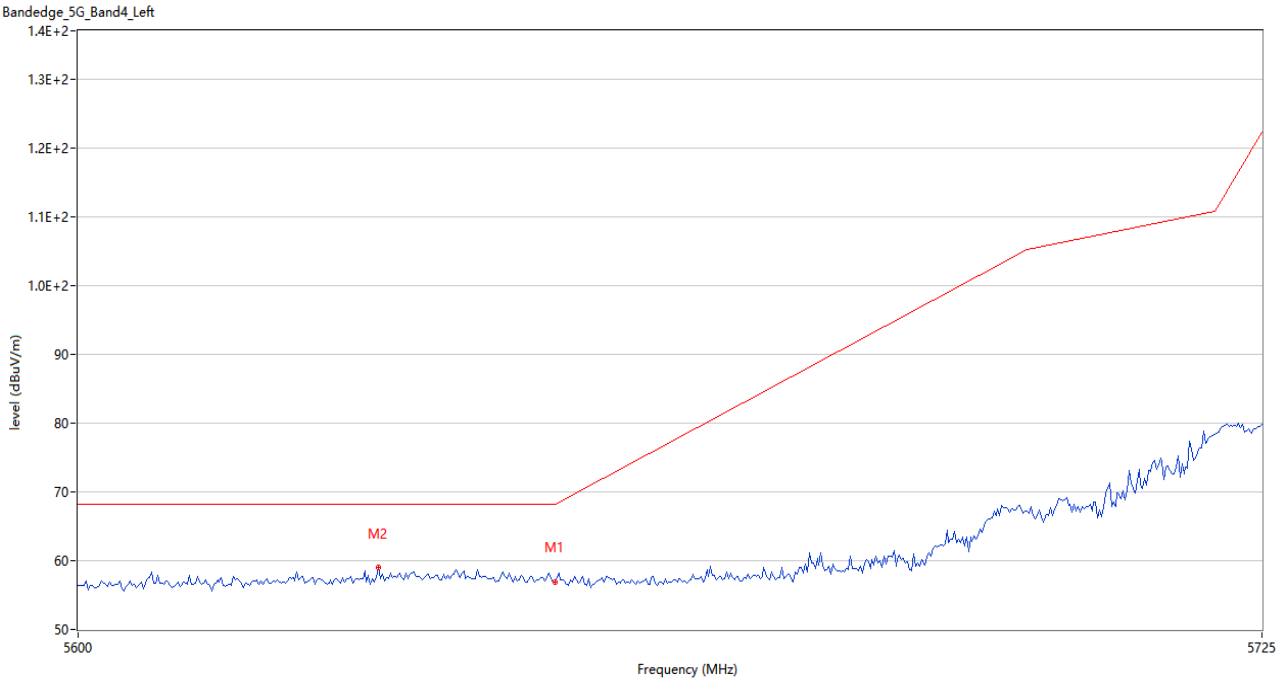

No.	Frequency (MHz)	Results (dBuV/m)	Factor (dB)	Limit (dBuV/m)	Over Limit (dB)	Detector	Table (Degree)	Height (cm)	Antenna	Verdict
1	5650.000	56.92	4.91	68.2	-11.28	Peak	168.00	150	Horizontal	Pass
2	5631.458	58.94	5.16	68.2	-9.26	Peak	163.00	150	Horizontal	Pass

U-NII-3 11n40 CH159

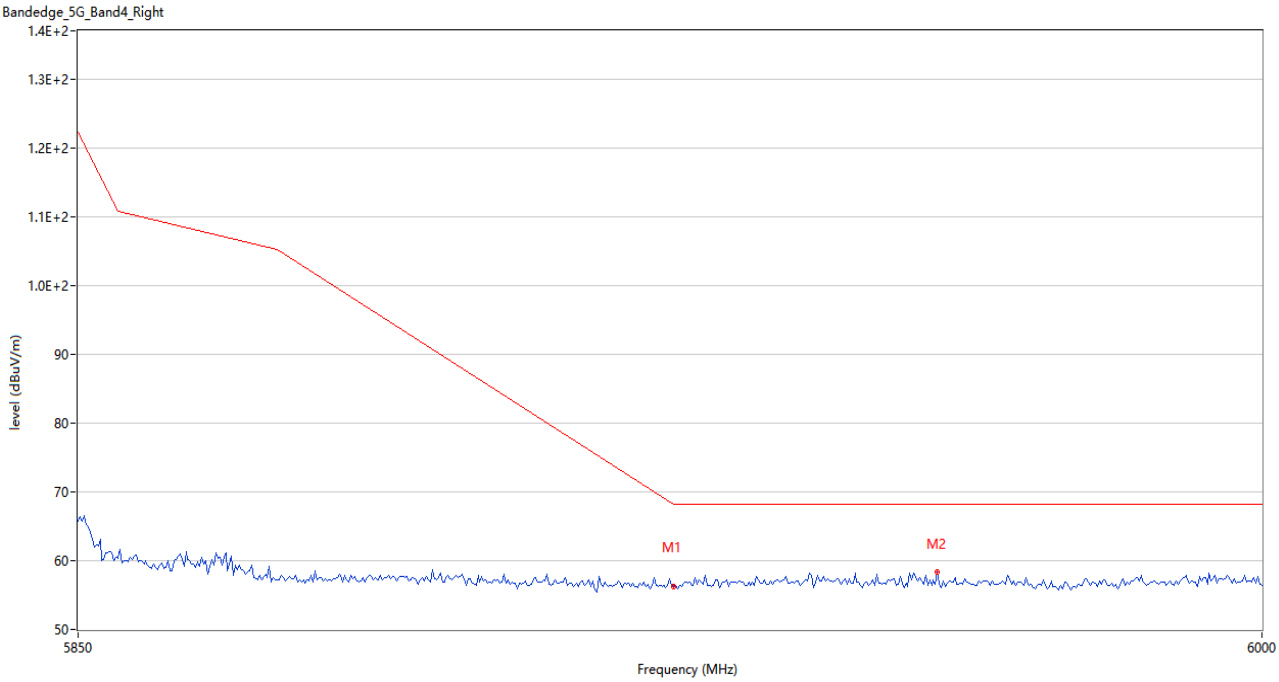

No.	Frequency (MHz)	Results (dBuV/m)	Factor (dB)	Limit (dBuV/m)	Over Limit (dB)	Detector	Table (Degree)	Height (cm)	Antenna	Verdict
1	5925.000	56.22	4.25	68.2	-11.98	Peak	55.00	150	Horizontal	Pass
2	5958.500	58.31	4.66	68.2	-9.89	Peak	263.00	150	Horizontal	Pass

U-NII-3 11ac20 CH149

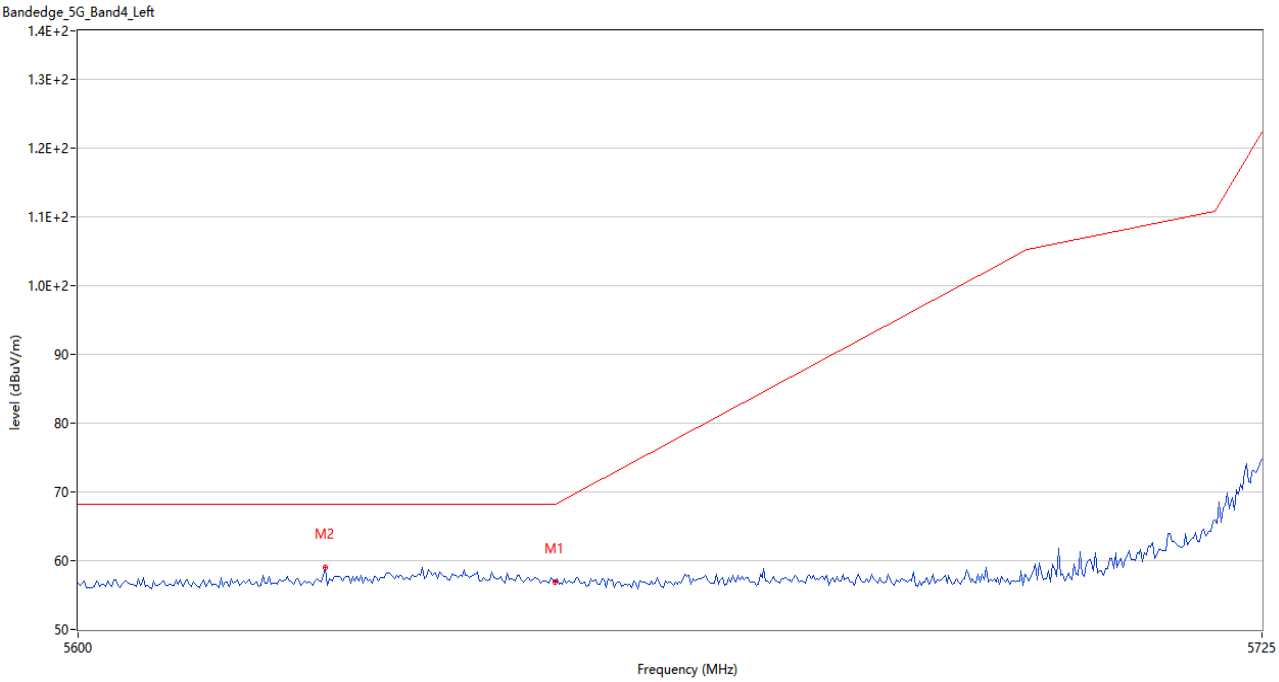

No.	Frequency (MHz)	Results (dBuV/m)	Factor (dB)	Limit (dBuV/m)	Over Limit (dB)	Detector	Table (Degree)	Height (cm)	Antenna	Verdict
1	5650.000	56.66	4.91	68.2	-11.54	Peak	360.00	150	Horizontal	Pass
2	5625.833	59.01	4.95	68.2	-9.19	Peak	247.00	150	Horizontal	Pass

U-NII-3 11ac20 CH165

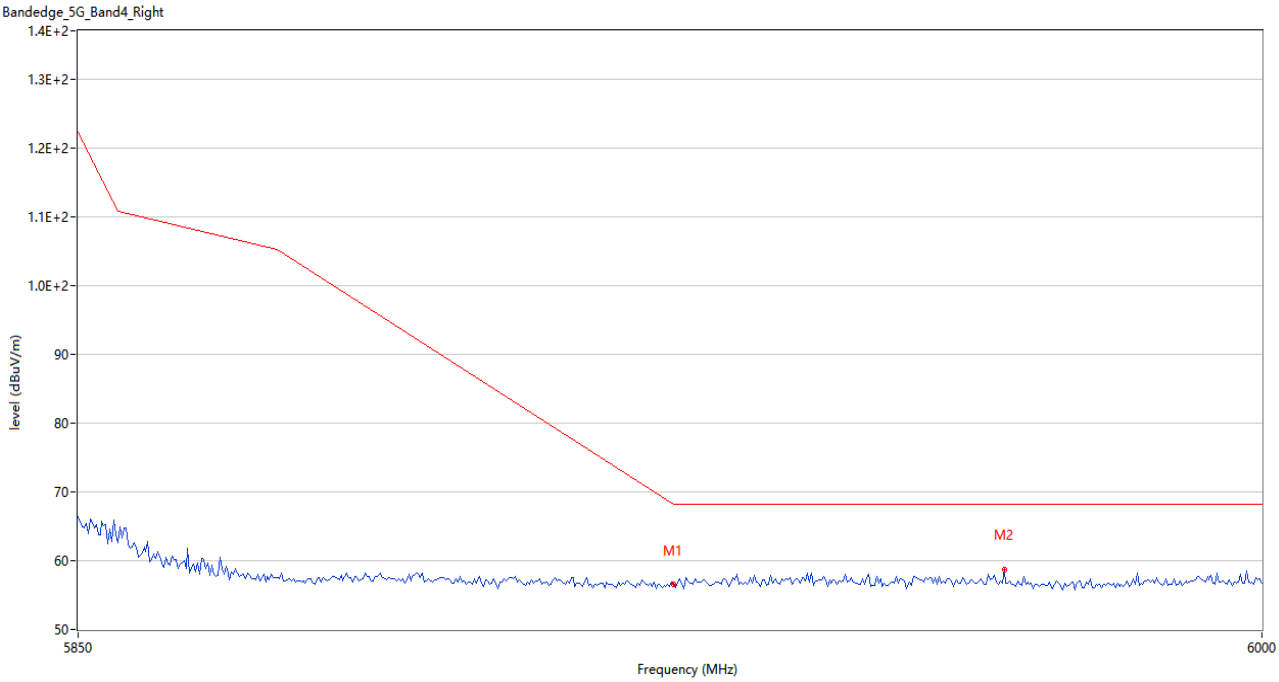

No.	Frequency (MHz)	Results (dBuV/m)	Factor (dB)	Limit (dBuV/m)	Over Limit (dB)	Detector	Table (Degree)	Height (cm)	Antenna	Verdict
1	5925.000	56.48	4.25	68.2	-11.72	Peak	203.00	150	Horizontal	Pass
2	5967.000	58.71	4.59	68.2	-9.49	Peak	154.00	150	Horizontal	Pass

U-NII-3 11ac40 CH151

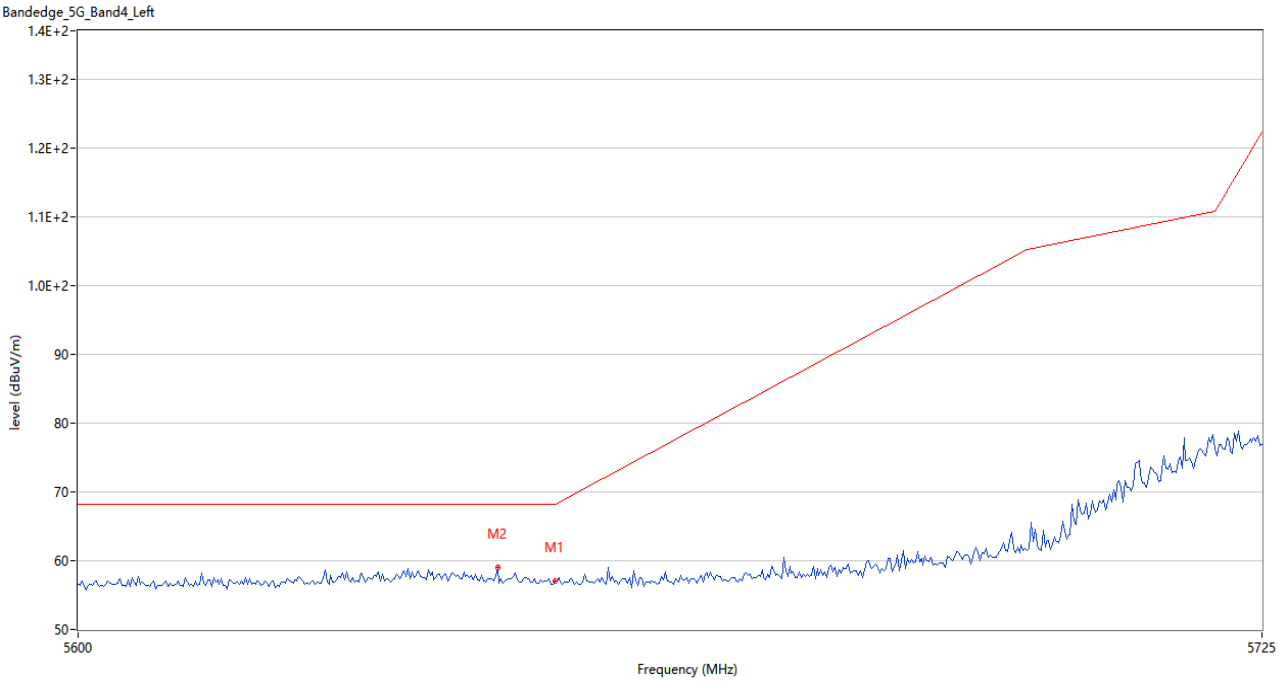

No.	Frequency (MHz)	Results (dBuV/m)	Factor (dB)	Limit (dBuV/m)	Over Limit (dB)	Detector	Table (Degree)	Height (cm)	Antenna	Verdict
1	5650.000	56.98	4.91	68.2	-11.22	Peak	106.00	150	Horizontal	Pass
2	5643.958	59.00	5.05	68.2	-9.20	Peak	146.00	150	Horizontal	Pass

U-NII-3 11ac40 CH159

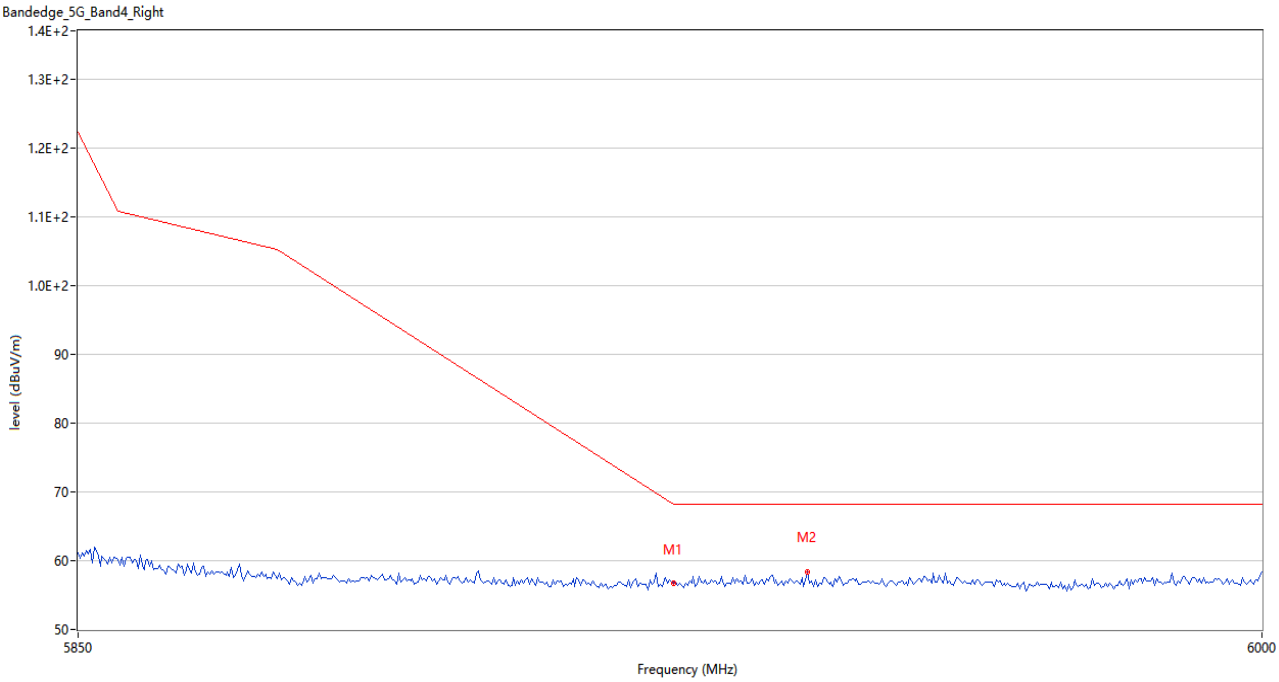

No.	Frequency (MHz)	Results (dBuV/m)	Factor (dB)	Limit (dBuV/m)	Over Limit (dB)	Detector	Table (Degree)	Height (cm)	Antenna	Verdict
1	5925.000	56.65	4.25	68.2	-11.55	Peak	45.00	150	Horizontal	Pass
2	5942.000	58.43	4.72	68.2	-9.77	Peak	127.00	150	Horizontal	Pass

U-NII-3 11ac80 CH155

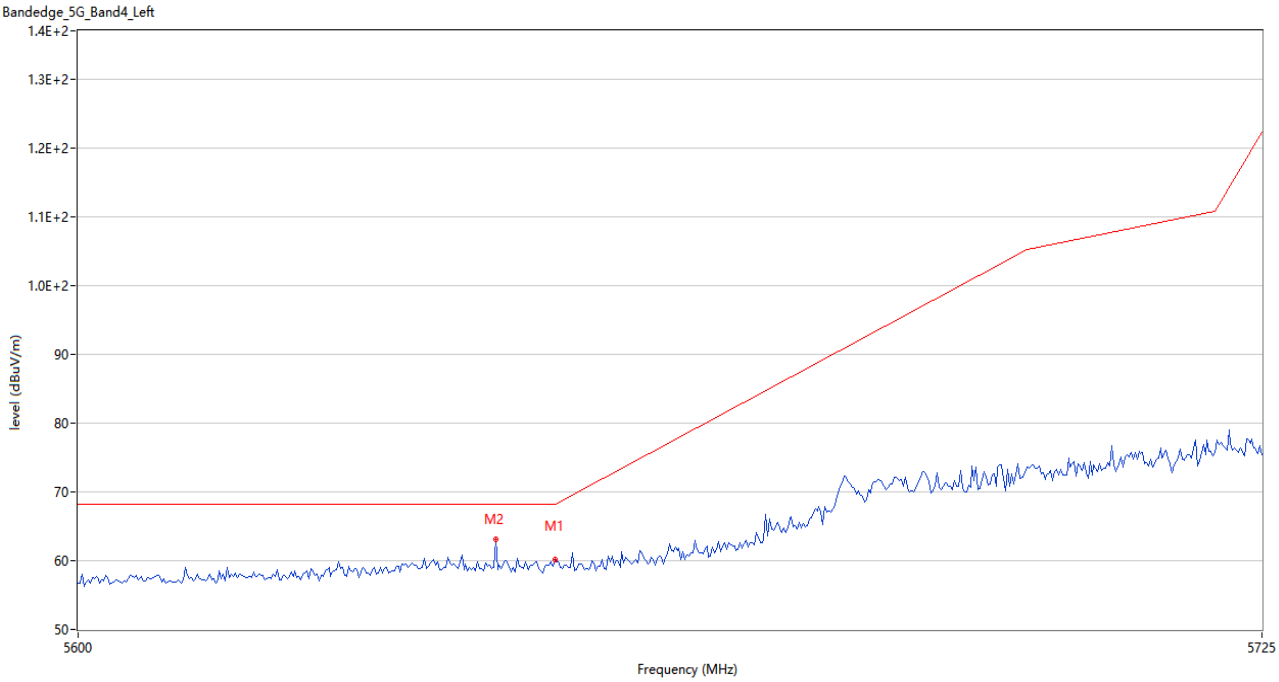

No.	Frequency (MHz)	Results (dBuV/m)	Factor (dB)	Limit (dBuV/m)	Over Limit (dB)	Detector	Table (Degree)	Height (cm)	Antenna	Verdict
1	5650.000	60.14	4.91	68.2	-8.06	Peak	156.00	150	Horizontal	Pass
2	5643.750	63.06	5.07	68.2	-5.14	Peak	170.00	150	Horizontal	Pass

U-NII-3 11ac80 CH155

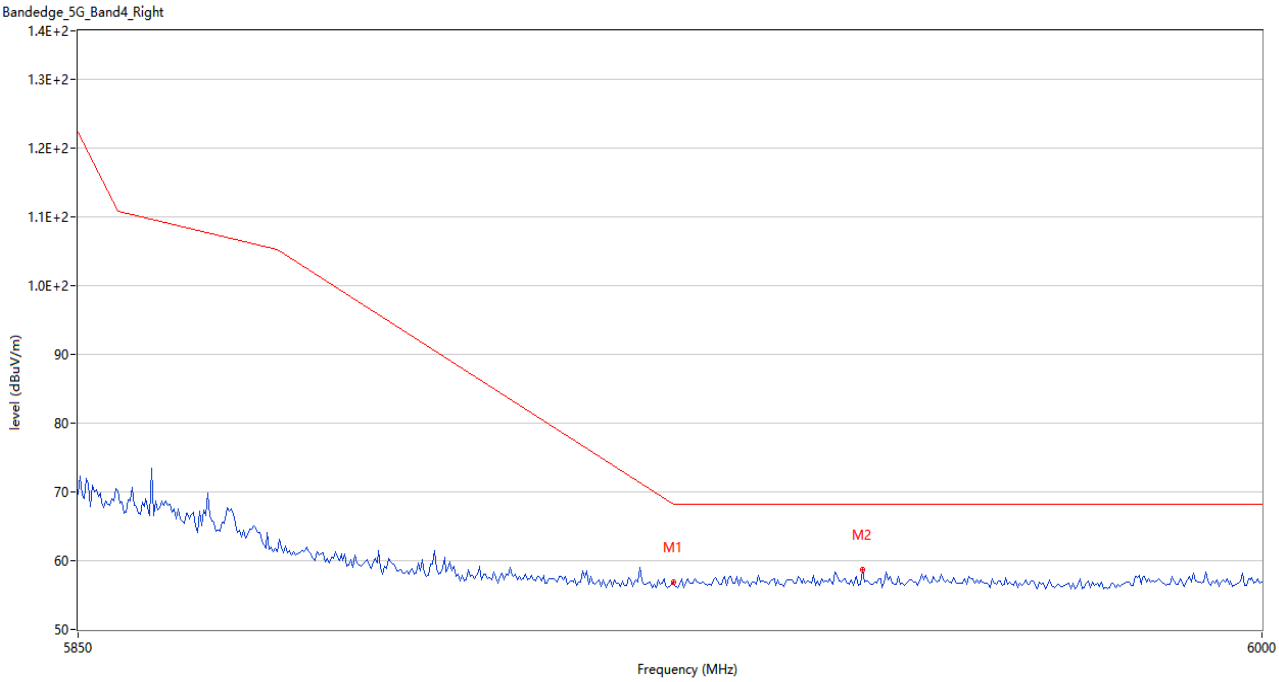

No.	Frequency (MHz)	Results (dBuV/m)	Factor (dB)	Limit (dBuV/m)	Over Limit (dB)	Detector	Table (Degree)	Height (cm)	Antenna	Verdict
1	5925.000	56.95	4.25	68.2	-11.25	Peak	91.00	150	Horizontal	Pass
2	5949.000	58.67	4.59	68.2	-9.53	Peak	200.00	150	Horizontal	Pass

ANNEX B TEST SETUP PHOTOS

Please refer the document “BL-SZ2220432-AR.PDF”.

ANNEX C EUT EXTERNAL PHOTOS

Please refer the document “BL-SZ2220432-AW.PDF”.

ANNEX D EUT INTERNAL PHOTOS

Please refer the document “BL-SZ2220432-AI.PDF”.

Statement

1. The laboratory guarantees the scientificity, accuracy and impartiality of the test, and is responsible for all the information in the report, except the information provided by the customer. The customer is responsible for the impact of the information provided on the validity of the results.
2. For the report with CNAS mark or A2LA mark, the items marked with "☆" are not within the accredited scope.
3. This report is invalid if it is altered, without the signature of the testing and approval personnel, or without the “inspection and testing dedicated stamp” or test report stamp.
4. The test data and results are only valid for the tested samples provided by the customer.
5. This report shall not be partially reproduced without the written permission of the laboratory.
6. Any objection shall be raised to the laboratory within 30 days after receiving the report.

--END OF REPORT--