Mode	25	
	Band Edge - R	
	2400-2483.5_802.11ax HE40_CH05_Full RU _2432MHz	
ANT	7+8	
Pol.	Vertical	Fundamental
Peak	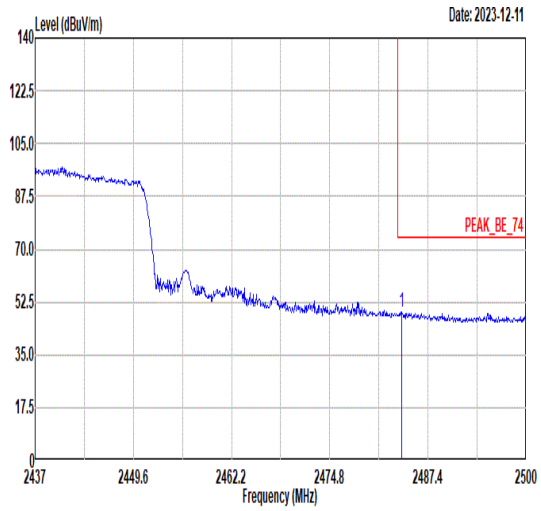 Freq Level Limit Line Margin (dB) Read Level Ant Factor Cable Loss Preamp Factor APos TPos Remark MHz dBuV/m dBuV/m dBuV dB/m dB dB cm deg 1 2484.06 49.03 74.00 -24.97 40.79 32.46 7.88 32.10 400 237 PEAK	Blank
Avg	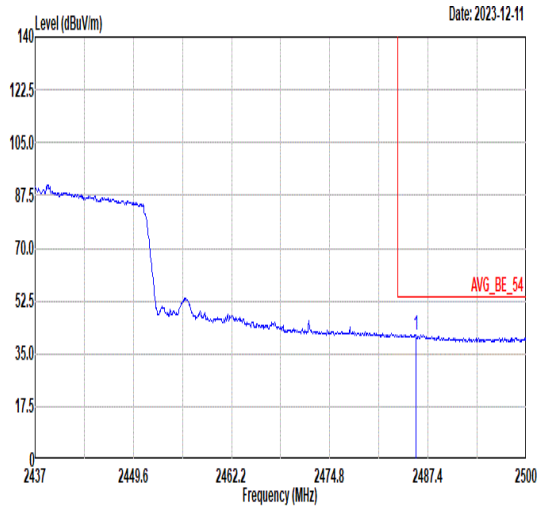 Freq Level Limit Line Margin (dB) Read Level Ant Factor Cable Loss Preamp Factor APos TPos Remark MHz dBuV/m dBuV/m dBuV dB/m dB dB cm deg 1 2485.83 41.26 54.00 -12.74 33.01 32.47 7.88 32.10 400 237 AVERAGE	Blank

Mode	26	
	Band Edge - L	
	2400-2483.5_802.11ax HE40_CH06_Full RU _2437MHz	
ANT	7+8	
Pol.	Horizontal	Fundamental
Peak	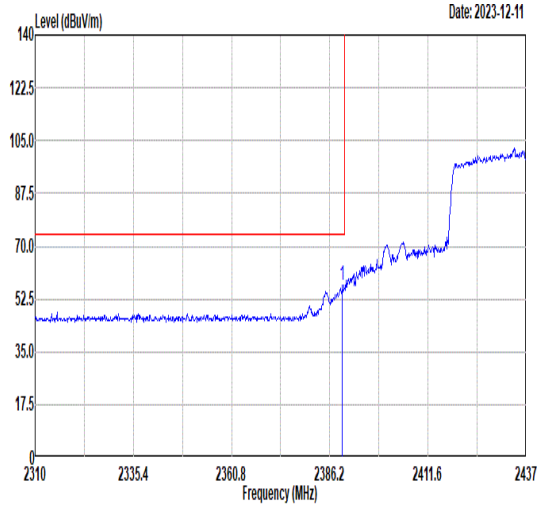 Freq Level Limit Line Margin (dB) Read Level Ant Factor Cable Loss Preamp Factor APos TPos Remark MHz dBuV/m dBuV/m dBuV dB/m dB dB cm deg 1 2389.50 57.14 74.00 -16.86 49.20 32.26 7.76 32.08 100 124 PEAK	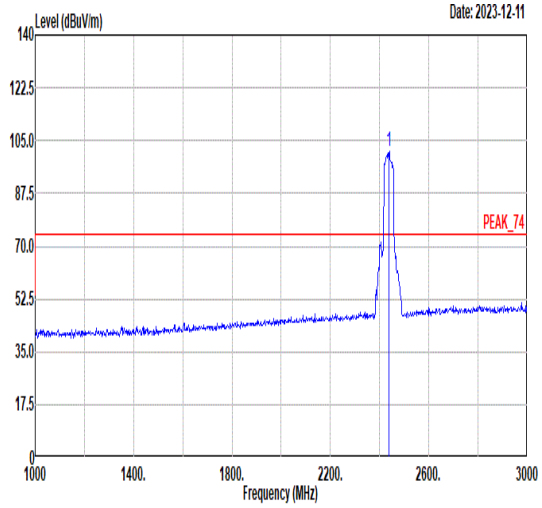 Freq Level Limit Line Margin (dB) Read Level Ant Factor Cable Loss Preamp Factor APos TPos Remark MHz dBuV/m dBuV/m dBuV dB/m dB dB cm deg 1 2437.00 101.26 ------ ------ 93.14 32.37 7.84 32.09 100 124 PEAK
Avg	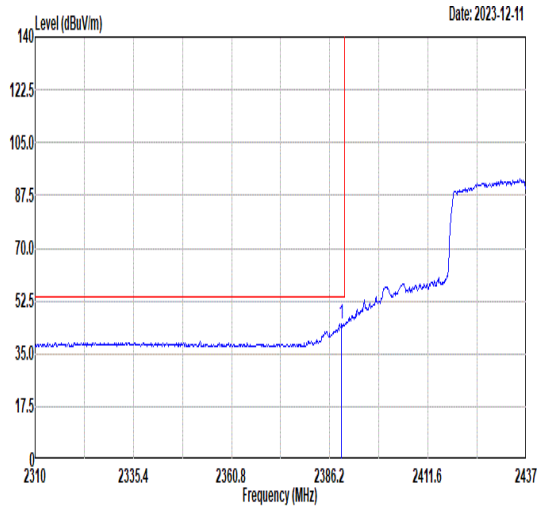 Freq Level Limit Line Margin (dB) Read Level Ant Factor Cable Loss Preamp Factor APos TPos Remark MHz dBuV/m dBuV/m dBuV dB/m dB dB cm deg 1 2389.25 44.95 54.00 -9.05 37.01 32.26 7.76 32.08 100 124 AVERAGE	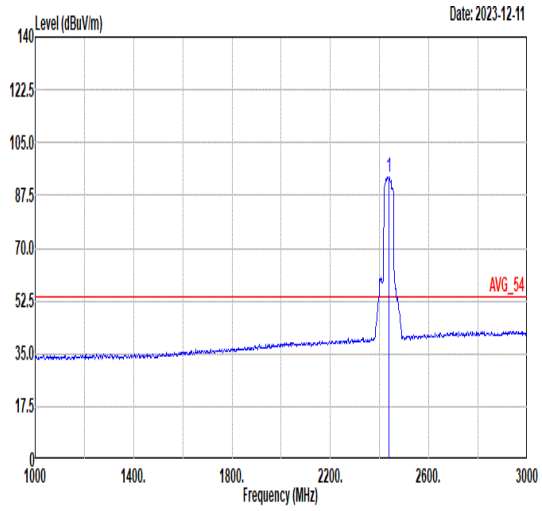 Freq Level Limit Line Margin (dB) Read Level Ant Factor Cable Loss Preamp Factor APos TPos Remark MHz dBuV/m dBuV/m dBuV dB/m dB dB cm deg 1 2437.00 93.65 ------ ------ 85.56 32.35 7.83 32.09 100 124 AVERAGE

Mode	26	
	Band Edge - R	
	2400-2483.5_802.11ax HE40_CH06_Full RU _2437MHz	
ANT	7+8	
Pol.	Horizontal	Fundamental
Peak	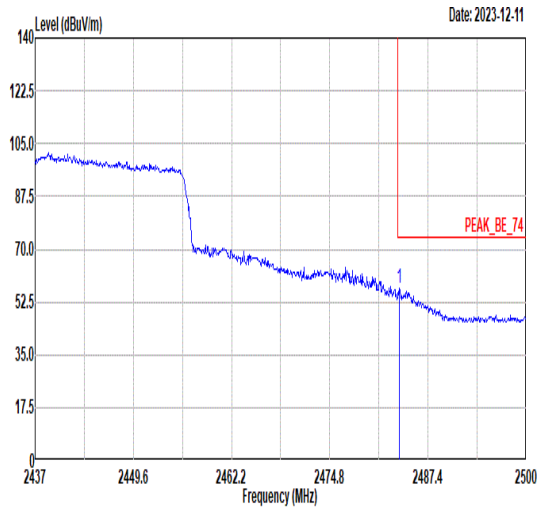 Freq Level Limit Line Margin (dB) Read Level Ant Factor Cable Loss Preamp Factor APos TPos Remark MHz dBuV/m dBuV/m dBuV dB/m dB dB cm deg 1 2483.68 56.87 74.00 -17.13 48.63 32.46 7.88 32.10 100 124 PEAK	Blank
Avg	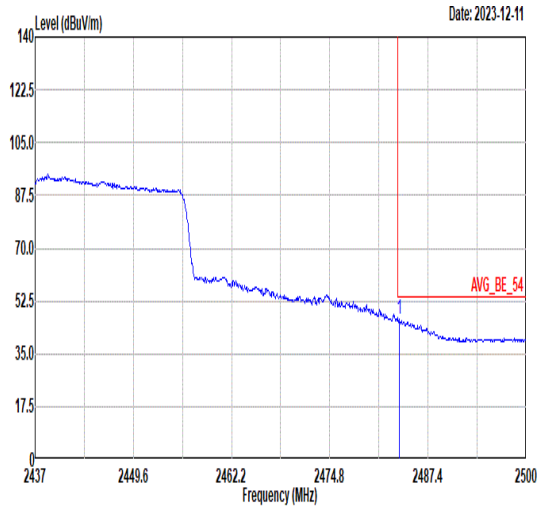 Freq Level Limit Line Margin (dB) Read Level Ant Factor Cable Loss Preamp Factor APos TPos Remark MHz dBuV/m dBuV/m dBuV dB/m dB dB cm deg 1 2483.68 46.64 54.00 -7.36 38.40 32.46 7.88 32.10 100 124 AVERAGE	Blank

Mode	26	
	Band Edge - L	
	2400-2483.5_802.11ax HE40_CH06_Full RU _2437MHz	
ANT	7+8	
Pol.	Vertical	Fundamental
Peak	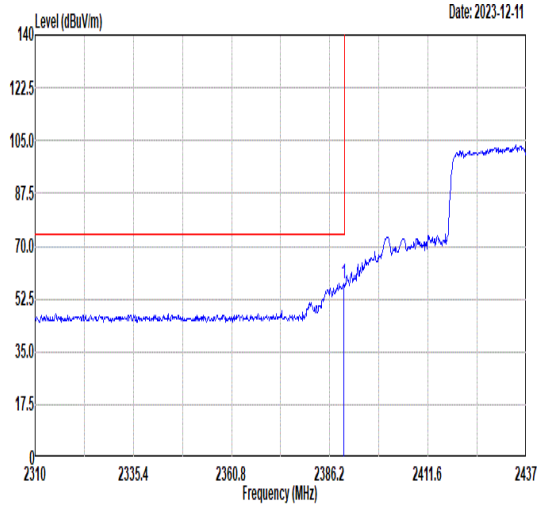 Freq Level Limit Line Margin (dB) Read Level Ant Factor Cable Loss Preamp Factor APos TPos Remark MHz dBuV/m dBuV/m dBuV dB/m dB dB cm deg 1 2389.76 57.82 74.00 -16.18 49.88 32.26 7.76 32.08 393 233 PEAK	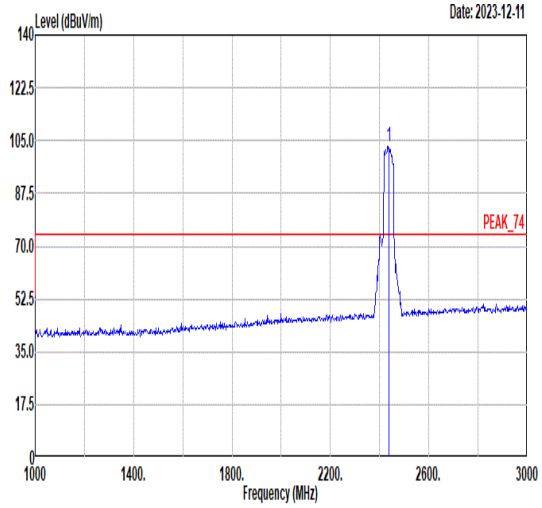 Freq Level Limit Line Margin (dB) Read Level Ant Factor Cable Loss Preamp Factor APos TPos Remark MHz dBuV/m dBuV/m dBuV dB/m dB dB cm deg 1 2437.00 103.15 ------ ------ 95.06 32.35 7.83 32.09 393 233 PEAK
Avg	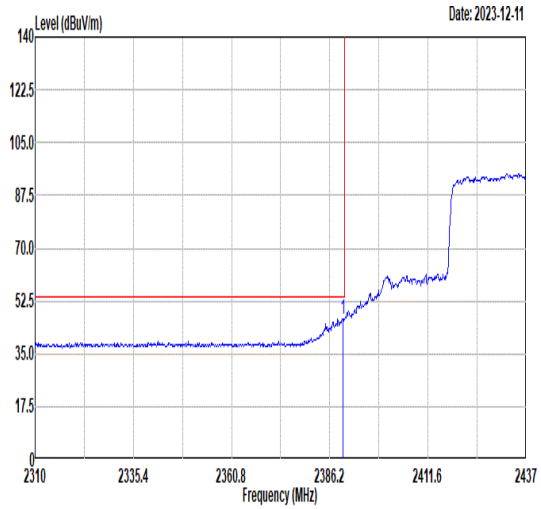 Freq Level Limit Line Margin (dB) Read Level Ant Factor Cable Loss Preamp Factor APos TPos Remark MHz dBuV/m dBuV/m dBuV dB/m dB dB cm deg 1 2389.63 46.60 54.00 -7.40 38.66 32.26 7.76 32.08 393 233 AVERAGE	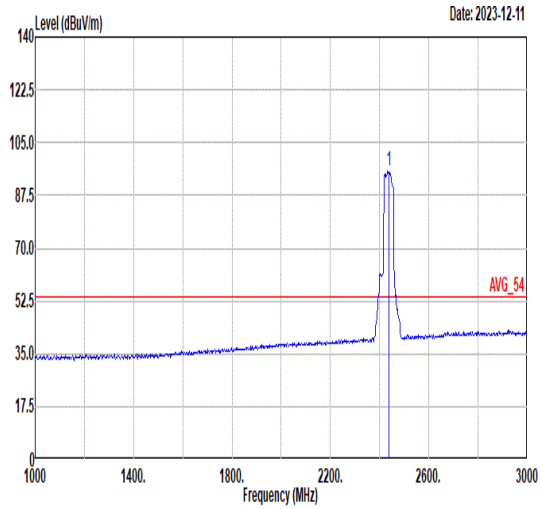 Freq Level Limit Line Margin (dB) Read Level Ant Factor Cable Loss Preamp Factor APos TPos Remark MHz dBuV/m dBuV/m dBuV dB/m dB dB cm deg 1 2437.00 95.37 ------ ------ 87.28 32.35 7.83 32.09 393 233 AVERAGE

Mode	26	
	Band Edge - R	
	2400-2483.5_802.11ax HE40_CH06_Full RU _2437MHz	
ANT	7+8	
Pol.	Vertical	Fundamental
Peak	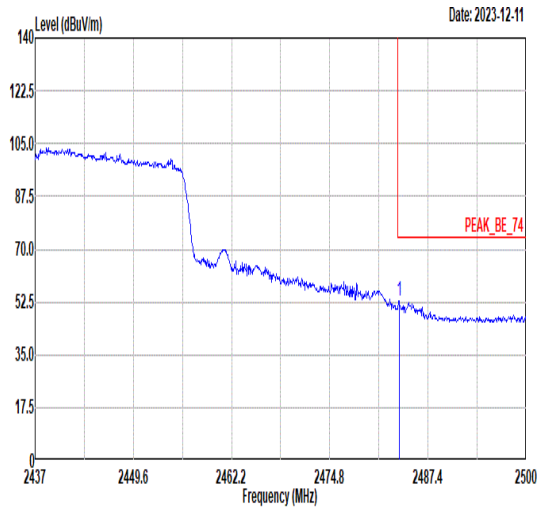 Freq Level Limit Line Margin (dB) Read Level Ant Factor Cable Loss Preamp Factor APos TPos Remark MHz dBuV/m dBuV/m dBuV dB/m dB dB cm deg 1 2483.68 52.78 74.00 -21.22 44.54 32.46 7.88 32.10 393 233 PEAK	Blank
Avg	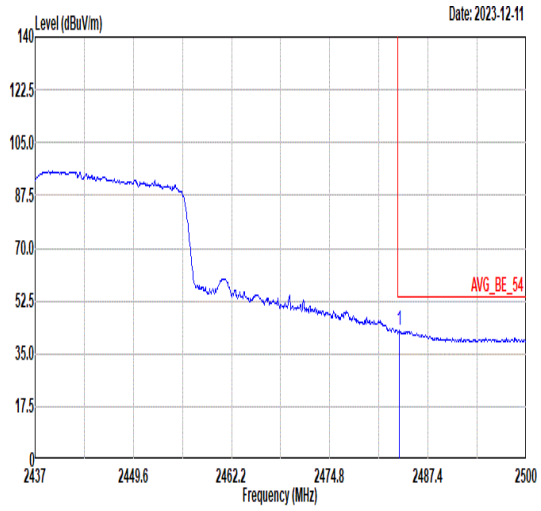 Freq Level Limit Line Margin (dB) Read Level Ant Factor Cable Loss Preamp Factor APos TPos Remark MHz dBuV/m dBuV/m dBuV dB/m dB dB cm deg 1 2483.75 42.99 54.00 -11.01 34.75 32.46 7.88 32.10 393 233 AVERAGE	Blank

Mode	27	
	Band Edge - L	
	2400-2483.5_802.11ax HE40_CH07_Full RU _2442MHz	
ANT	7+8	
Pol.	Horizontal	Fundamental
Peak	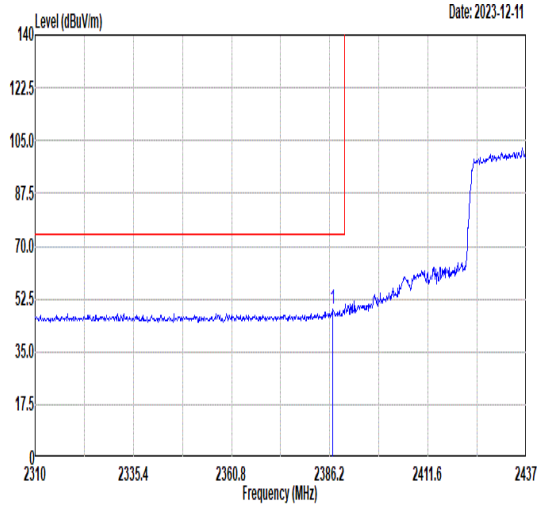 Freq Level Limit Line Margin (dB) Read Level Ant Factor Cable Loss Preamp Factor APos TPos Remark MHz dBuV/m dBuV/m dBuV dB/m dB dB cm deg 1 2386.96 48.91 74.00 -25.09 40.99 32.25 7.75 32.08 374 122 PEAK	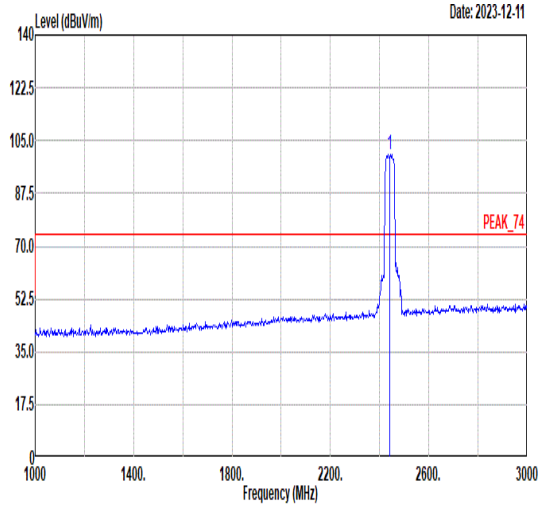 Freq Level Limit Line Margin (dB) Read Level Ant Factor Cable Loss Preamp Factor APos TPos Remark MHz dBuV/m dBuV/m dBuV dB/m dB dB cm deg 1 2442.00 100.49 ------ ------ 92.36 32.38 7.84 32.09 374 122 PEAK
Avg	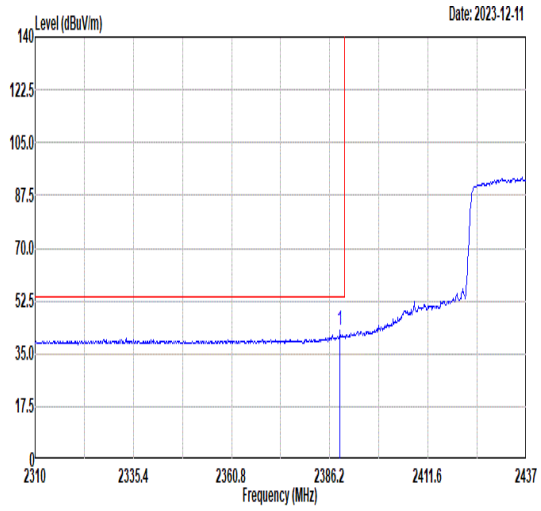 Freq Level Limit Line Margin (dB) Read Level Ant Factor Cable Loss Preamp Factor APos TPos Remark MHz dBuV/m dBuV/m dBuV dB/m dB dB cm deg 1 2388.87 42.59 54.00 -11.41 34.65 32.26 7.76 32.08 374 122 AVERAGE	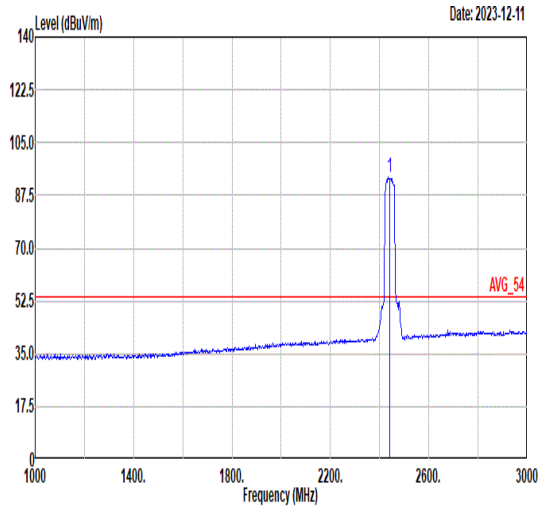 Freq Level Limit Line Margin (dB) Read Level Ant Factor Cable Loss Preamp Factor APos TPos Remark MHz dBuV/m dBuV/m dBuV dB/m dB dB cm deg 1 2442.00 93.34 ------ ------ 85.25 32.35 7.83 32.09 374 122 AVERAGE

Mode	27	
	Band Edge - R	
	2400-2483.5_802.11ax HE40_CH07_Full RU _2442MHz	
ANT	7+8	
Pol.	Horizontal	Fundamental
Peak	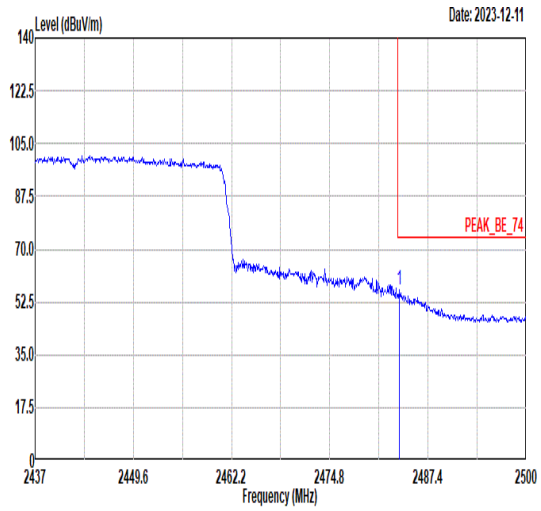 Freq Level Limit Line Margin (dB) Read Level Ant Factor Cable Loss Preamp Factor APos TPos Remark MHz dBuV/m dBuV/m dBuV dB/m dB dB cm deg 1 2483.68 56.28 74.00 -17.72 48.04 32.46 7.88 32.10 374 122 PEAK	Blank
Avg	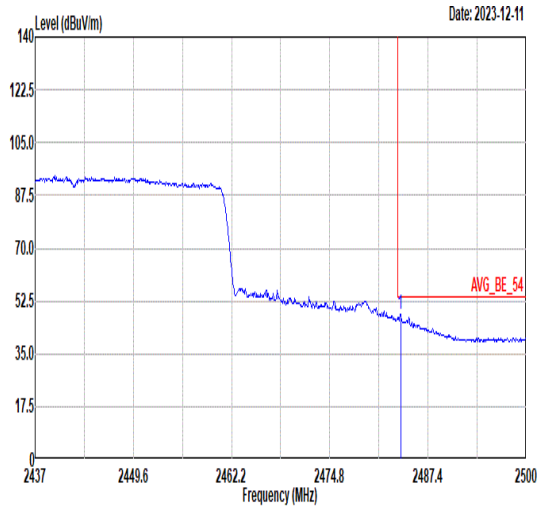 Freq Level Limit Line Margin (dB) Read Level Ant Factor Cable Loss Preamp Factor APos TPos Remark MHz dBuV/m dBuV/m dBuV dB/m dB dB cm deg 1 2483.87 47.96 54.00 -6.04 39.72 32.46 7.88 32.10 374 122 AVERAGE	Blank

Mode	27	
	Band Edge - L	
	2400-2483.5_802.11ax HE40_CH07_Full RU _2442MHz	
ANT	7+8	
Pol.	Vertical	Fundamental
Peak	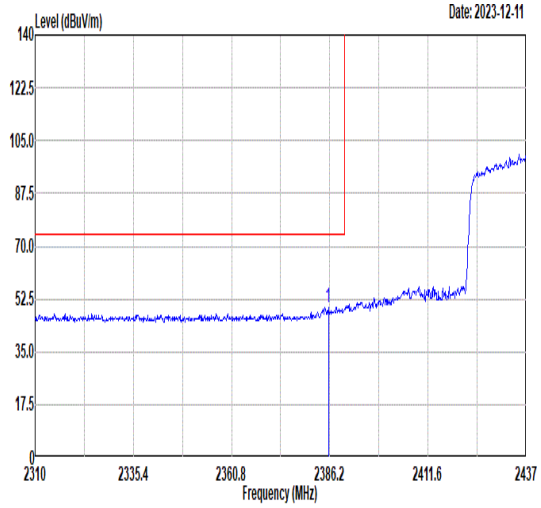 Freq Level Limit Line Margin (dB) Read Level Ant Factor Cable Loss Preamp Factor APos TPos Remark MHz dBuV/m dBuV/m dBuV dB/m dB dB cm deg 1 2385.82 49.74 74.00 -24.26 41.82 32.25 7.75 32.08 369 233 PEAK	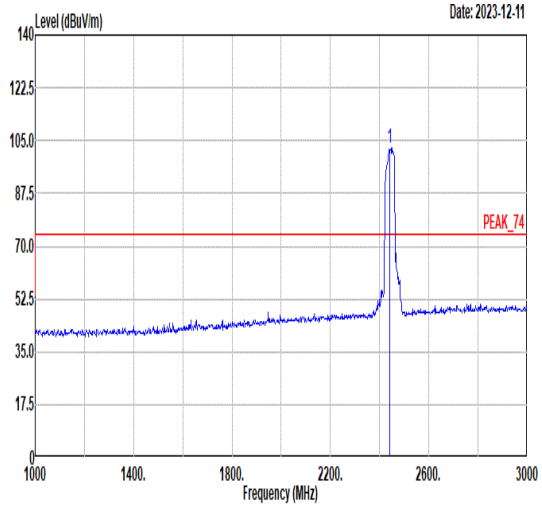 Freq Level Limit Line Margin (dB) Read Level Ant Factor Cable Loss Preamp Factor APos TPos Remark MHz dBuV/m dBuV/m dBuV dB/m dB dB cm deg 1 2442.00 102.56 ------ ------ 94.43 32.38 7.84 32.09 369 233 PEAK
Avg	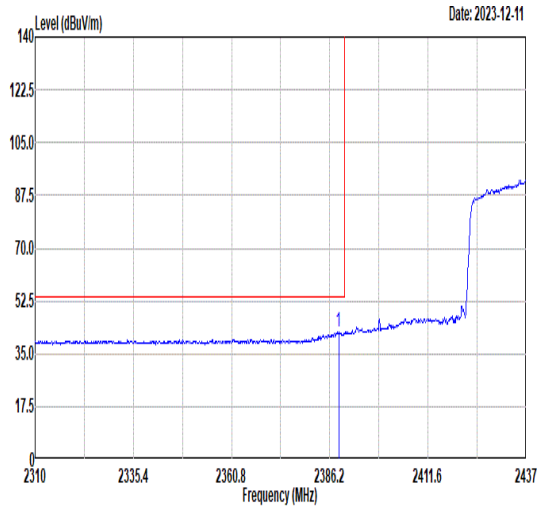 Freq Level Limit Line Margin (dB) Read Level Ant Factor Cable Loss Preamp Factor APos TPos Remark MHz dBuV/m dBuV/m dBuV dB/m dB dB cm deg 1 2388.49 42.24 54.00 -11.76 34.31 32.25 7.76 32.08 369 233 AVERAGE	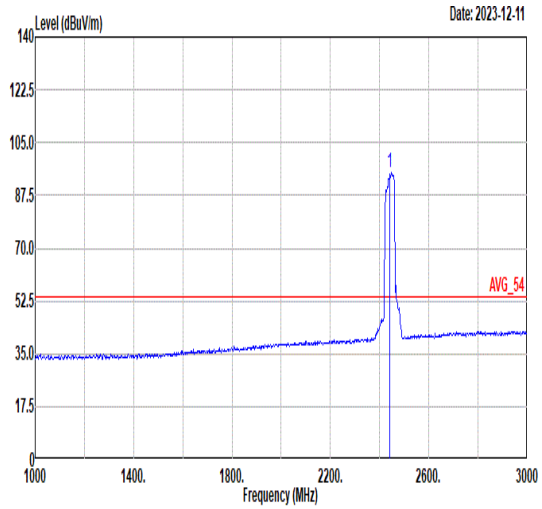 Freq Level Limit Line Margin (dB) Read Level Ant Factor Cable Loss Preamp Factor APos TPos Remark MHz dBuV/m dBuV/m dBuV dB/m dB dB cm deg 1 2442.00 94.94 ------ ------ 86.81 32.38 7.84 32.09 369 233 AVERAGE

Mode	27	
	Band Edge - R	
	2400-2483.5_802.11ax HE40_CH07_Full RU _2442MHz	
ANT	7+8	
Pol.	Vertical	Fundamental
Peak	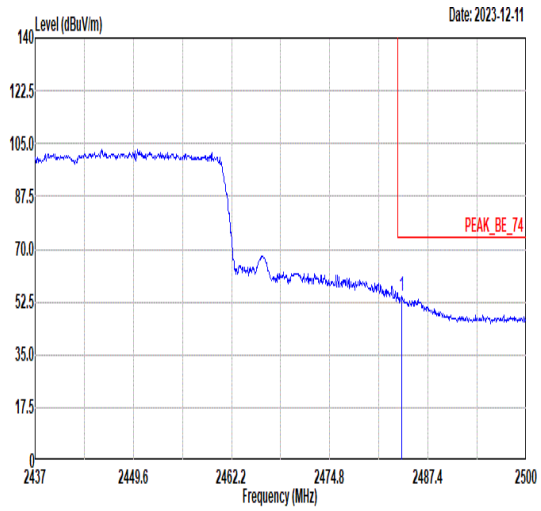 Freq Level Limit Line Margin (dB) Read Level Ant Factor Cable Loss Preamp Factor APos TPos Remark MHz dBuV/m dBuV/m dBuV dB/m dB dB cm deg 1 2484.06 54.59 74.00 -19.41 46.35 32.46 7.88 32.10 369 233 PEAK	Blank
Avg	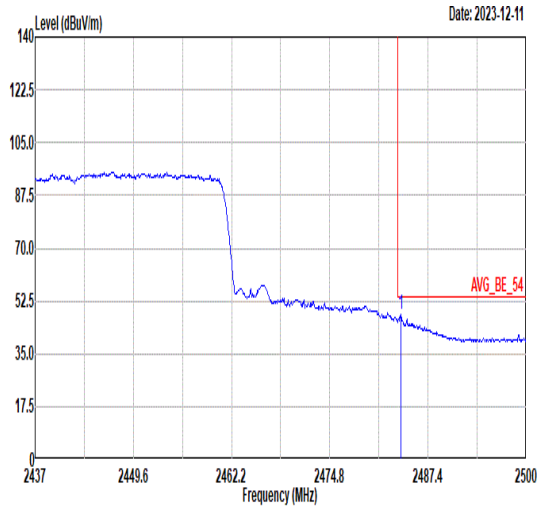 Freq Level Limit Line Margin (dB) Read Level Ant Factor Cable Loss Preamp Factor APos TPos Remark MHz dBuV/m dBuV/m dBuV dB/m dB dB cm deg 1 2483.94 48.08 54.00 -5.92 39.84 32.46 7.88 32.10 369 233 AVERAGE	Blank

Mode	28	
	Band Edge - L	
	2400-2483.5_802.11ax HE40_CH08_Full RU _2447MHz	
ANT	7+8	
Pol.	Horizontal	Fundamental
Peak	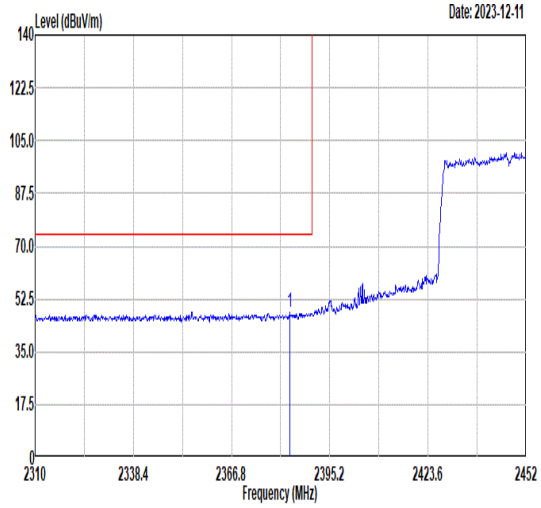 Freq Level Limit Line Margin (dB) Read Level Ant Factor Cable Loss Preamp Factor APos TPos Remark MHz dBuV/m dBuV/m dBuV dB/m dB dB cm deg 1 2383.56 48.02 74.00 -25.98 40.12 32.24 7.74 32.08 372 124 PEAK	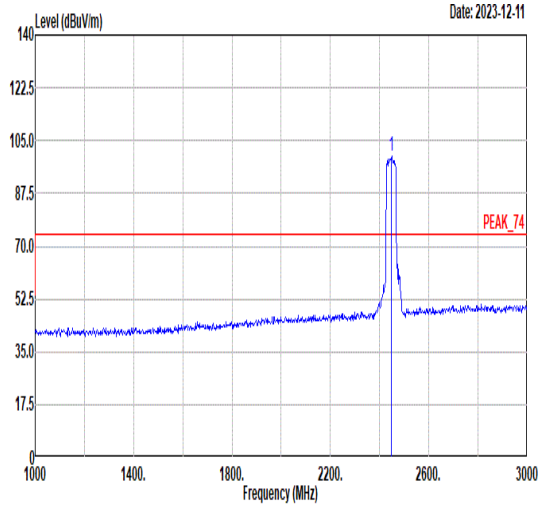 Freq Level Limit Line Margin (dB) Read Level Ant Factor Cable Loss Preamp Factor APos TPos Remark MHz dBuV/m dBuV/m dBuV dB/m dB dB cm deg 1 2447.00 99.93 ------ ------ 91.78 32.39 7.85 32.09 372 124 PEAK
Avg	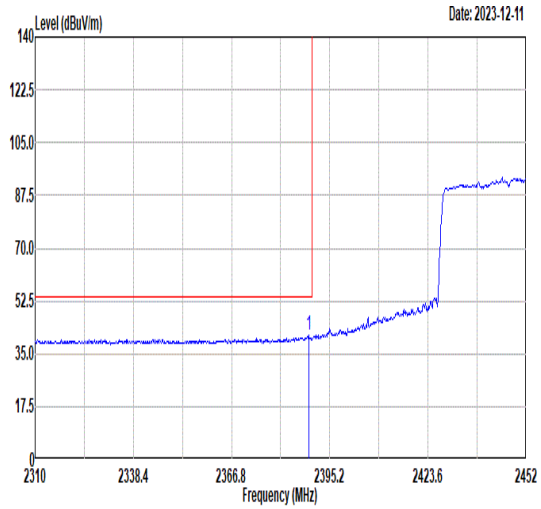 Freq Level Limit Line Margin (dB) Read Level Ant Factor Cable Loss Preamp Factor APos TPos Remark MHz dBuV/m dBuV/m dBuV dB/m dB dB cm deg 1 2389.09 41.07 54.00 -12.93 33.13 32.26 7.76 32.08 372 124 AVERAGE	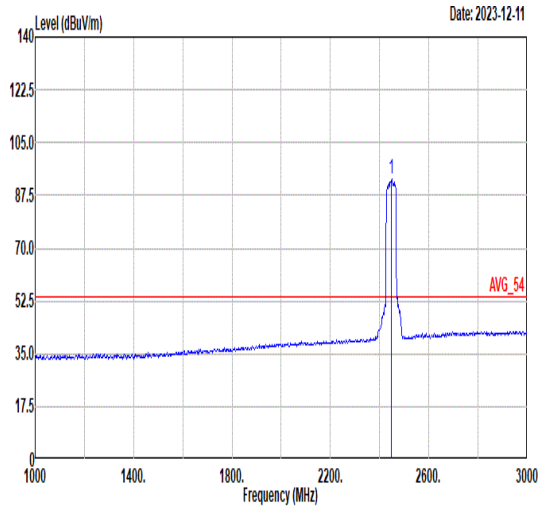 Freq Level Limit Line Margin (dB) Read Level Ant Factor Cable Loss Preamp Factor APos TPos Remark MHz dBuV/m dBuV/m dBuV dB/m dB dB cm deg 1 2447.00 92.78 ------ ------ 84.64 32.39 7.84 32.09 372 124 AVERAGE

Mode	28	
	Band Edge - R	
	2400-2483.5_802.11ax HE40_CH08_Full RU _2447MHz	
ANT	7+8	
Pol.	Horizontal	Fundamental
Peak	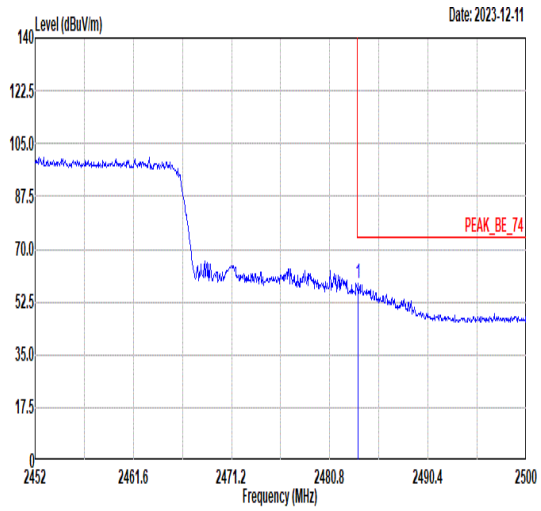 Freq Level Limit Line Margin (dB) Read Level Ant Factor Cable Loss Preamp Factor APos TPos Remark MHz dBuV/m dBuV/m dBuV dB/m dB dB cm deg 1 2483.58 58.67 74.00 -15.33 50.43 32.46 7.88 32.10 372 124 PEAK	Blank
Avg	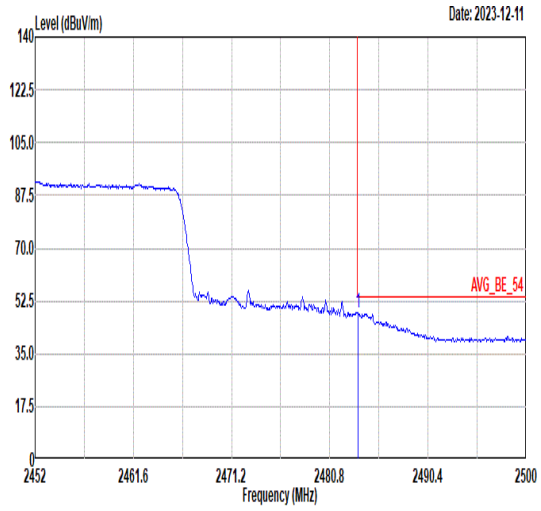 Freq Level Limit Line Margin (dB) Read Level Ant Factor Cable Loss Preamp Factor APos TPos Remark MHz dBuV/m dBuV/m dBuV dB/m dB dB cm deg 1 2483.54 48.39 54.00 -5.61 40.15 32.46 7.88 32.10 372 124 AVERAGE	Blank

Mode	28	
	Band Edge - L	
	2400-2483.5_802.11ax HE40_CH08_Full RU _2447MHz	
ANT	7+8	
Pol.	Vertical	Fundamental
Peak	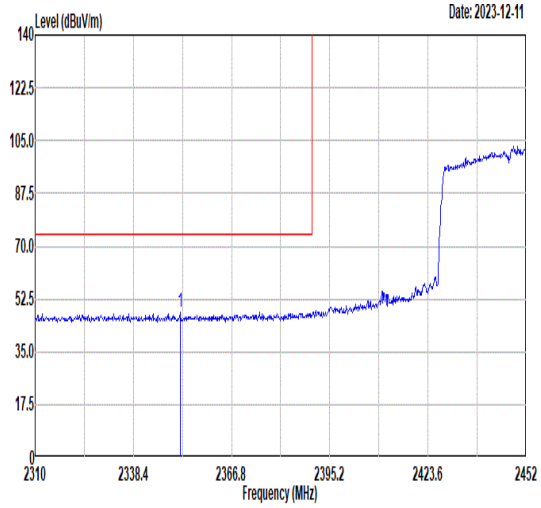 Freq Level Limit Line Margin (dB) Read Level Ant Factor Cable Loss Preamp Factor APos TPos Remark MHz dBuV/m dBuV/m dBuV dB/m dB dB cm deg 1 2351.89 48.04 74.00 -25.96 40.29 32.17 7.65 32.07 377 234 PEAK	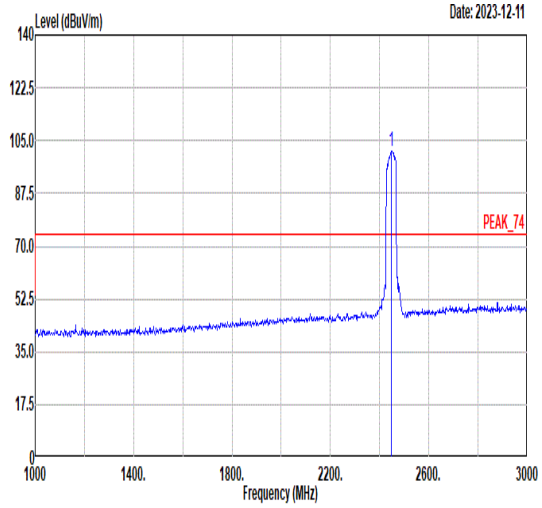 Freq Level Limit Line Margin (dB) Read Level Ant Factor Cable Loss Preamp Factor APos TPos Remark MHz dBuV/m dBuV/m dBuV dB/m dB dB cm deg 1 2447.00 101.56 ------ ------ 93.43 32.38 7.84 32.09 377 234 PEAK
Avg	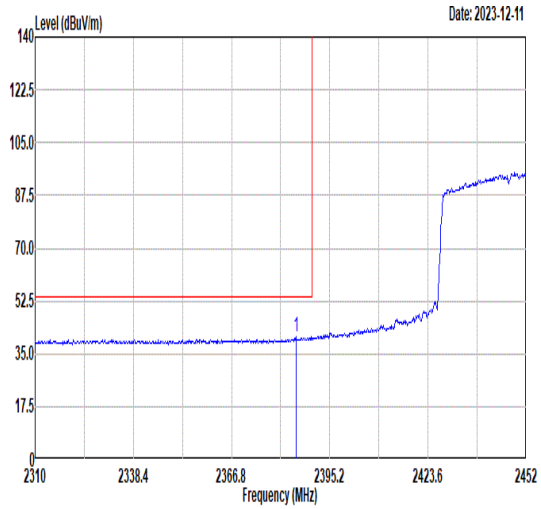 Freq Level Limit Line Margin (dB) Read Level Ant Factor Cable Loss Preamp Factor APos TPos Remark MHz dBuV/m dBuV/m dBuV dB/m dB dB cm deg 1 2385.40 40.47 54.00 -13.53 32.55 32.25 7.75 32.08 377 234 AVERAGE	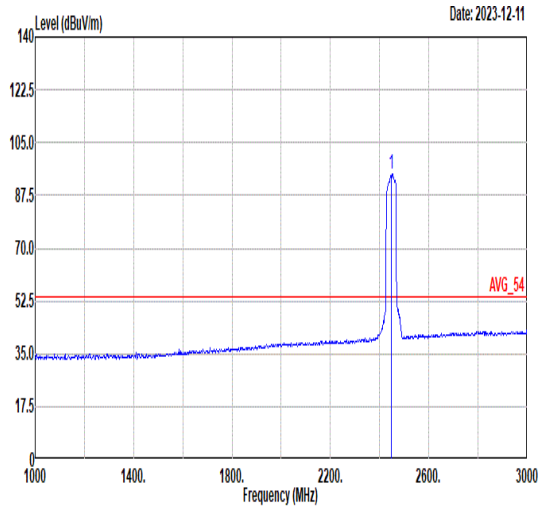 Freq Level Limit Line Margin (dB) Read Level Ant Factor Cable Loss Preamp Factor APos TPos Remark MHz dBuV/m dBuV/m dBuV dB/m dB dB cm deg 1 2447.00 94.53 ------ ------ 86.37 32.40 7.85 32.09 377 234 AVERAGE

Mode	28	
	Band Edge - R	
	2400-2483.5_802.11ax HE40_CH08_Full RU _2447MHz	
ANT	7+8	
Pol.	Vertical	Fundamental
Peak	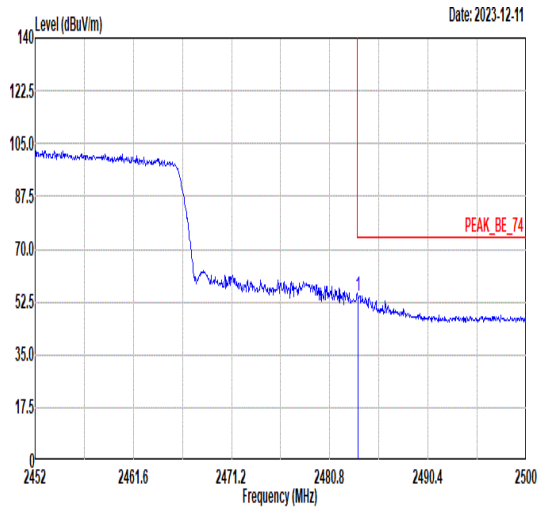 Freq Level Limit Line Margin (dB) Read Level Ant Factor Cable Loss Preamp Factor APos TPos Remark MHz dBuV/m dBuV/m dBuV dB/m dB dB cm deg 1 2483.54 54.65 74.00 -19.35 46.41 32.46 7.88 32.10 377 234 PEAK	Blank
Avg	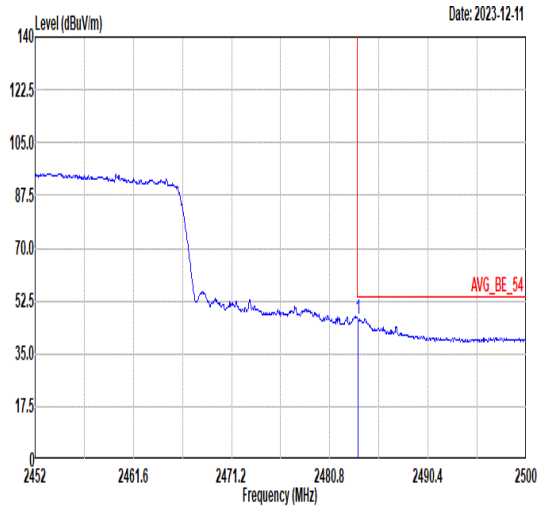 Freq Level Limit Line Margin (dB) Read Level Ant Factor Cable Loss Preamp Factor APos TPos Remark MHz dBuV/m dBuV/m dBuV dB/m dB dB cm deg 1 2483.54 46.61 54.00 -7.39 38.37 32.46 7.88 32.10 377 234 AVERAGE	Blank

Appendix D. Duty Cycle Plots

Band	Duty Cycle(%)	T(ms)	1/T(KHz)	VBW Setting
11b	100	-	-	10Hz
11g	97.00	1.391	0.719	1KHz
11ax HE20	92.61	0.539	1.855	3KHz
11ax HE40	87.21	0.300	3.333	10KHZ

802.11b

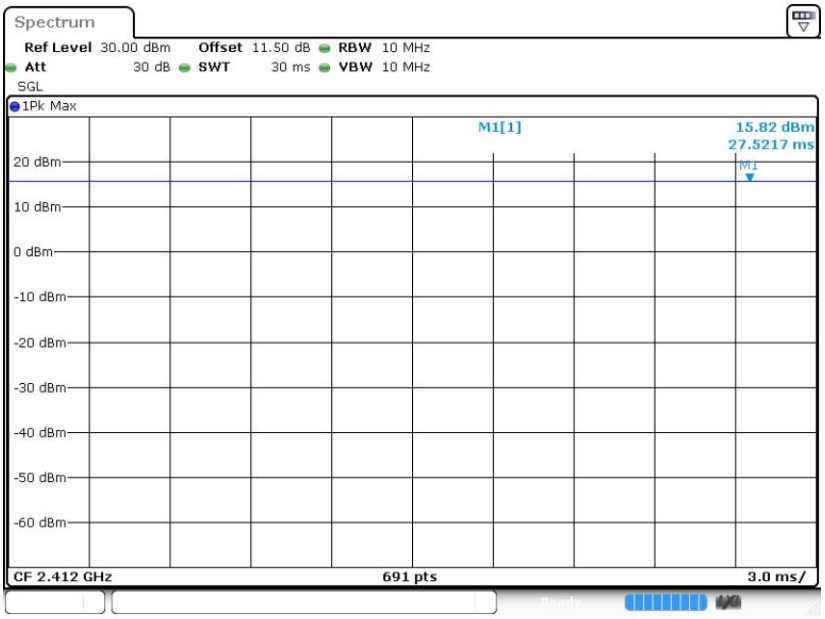

802.11g

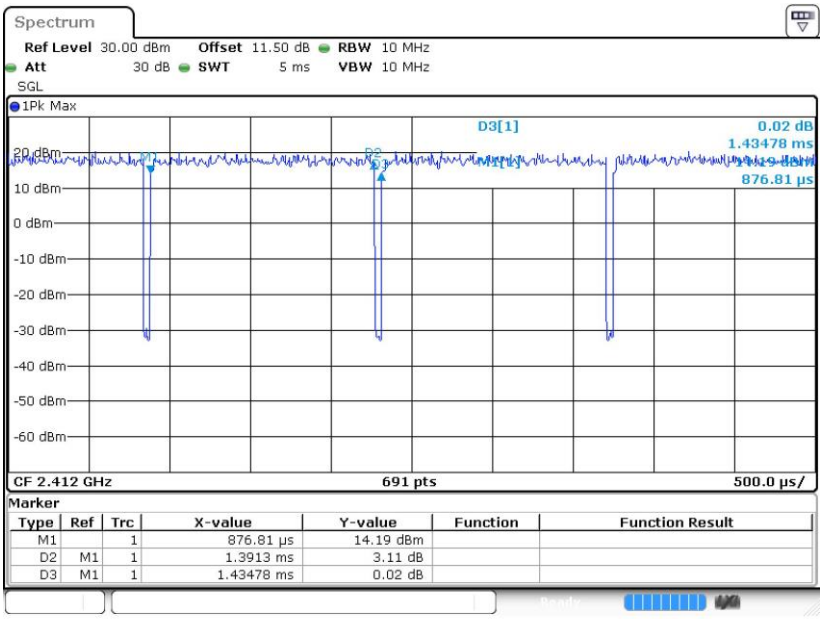

Date: 16.NOV.2023 17:05:57

802.11ax HE20

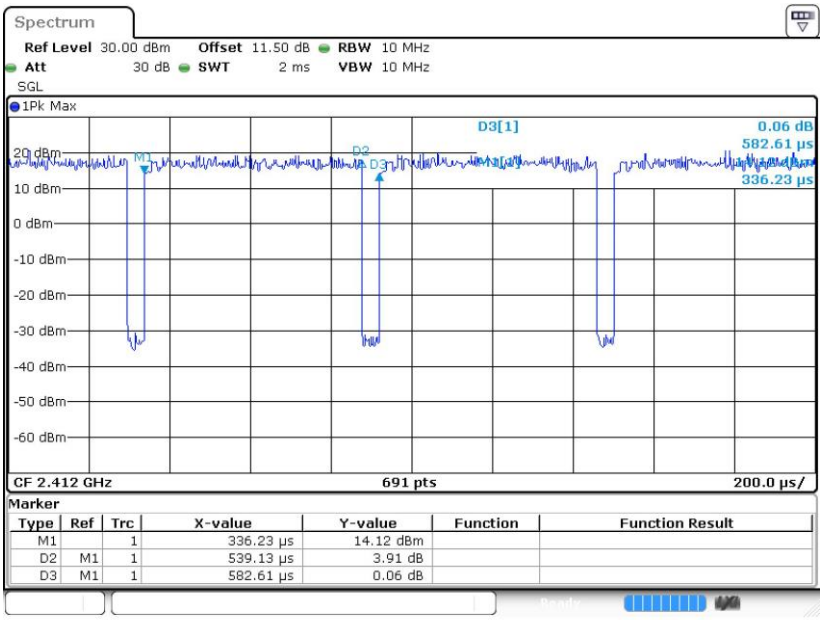

Date: 16.NOV.2023 17:10:43

802.11ax HE40

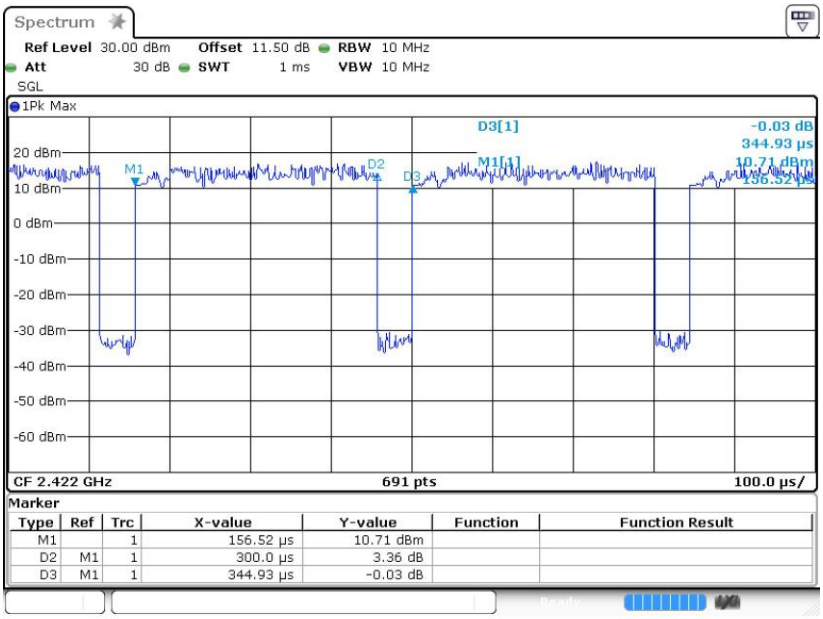

Date: 16.NOV.2023 17:15:38