LTE TEST REPORT

No.25T04Z100116-013

for

Guangdong OPPO Mobile Telecommunications Corp., Ltd.

Mobile Phone

Model Name: CPH2735

FCC ID: R9C-OP24314

with

Hardware Version: 11

Software Version: ColorOS 15.0

Issued Date: 2025-03-07

Note:

The test results in this test report relate only to the devices specified in this report. This report shall not be reproduced except in full without the written approval of CTTL.

Test Laboratory:

CTTL-Telecommunication Technology Labs, CAICT

No. 52, Huayuan North Road, Haidian District, Beijing, P. R. China 100191.

Tel:+86(0)10-62304633-2512, Fax:+86(0)10-62304633-2504

Email: cttl_terminals@caict.ac.cn, website: www.caict.ac.cn

©Copyright. All rights reserved by CTTL.

REPORT HISTORY

Report Number	Revision	Description	Issue Date
25T04Z100116-013	Rev.0	1st edition	2025-03-07

Note: the latest revision of the test report supersedes all previous version.

©Copyright. All rights reserved by CTTL.

CONTENTS

1. TEST LABORATORY 4
1.1. INTRODUCTION & ACCREDITATION 4
1.2. TESTING LOCATION 4
1.3. TESTING ENVIRONMENT 4
1.4. PROJECT DATA 4
1.5. SIGNATURE 4
2. CLIENT INFORMATION 5
2.1. APPLICANT INFORMATION 5
2.2. MANUFACTURER INFORMATION 5
3. EQUIPMENT UNDER TEST (EUT) AND ANCILLARY EQUIPMENT (AE) 6
3.1. ABOUT EUT 6
3.2. INTERNAL IDENTIFICATION OF EUT USED DURING THE TEST 6
3.3. INTERNAL IDENTIFICATION OF AE USED DURING THE TEST 6
4. REFERENCE DOCUMENTS 7
4.1. DOCUMENTS SUPPLIED BY APPLICANT 7
4.2. REFERENCE DOCUMENTS FOR TESTING 7
5. SUMMARY OF TEST RESULT 8
6. TEST EQUIPMENTS UTILIZED 11
ANNEX A: MEASUREMENT RESULTS 13
A.1 OUTPUT POWER 13
A.2 EMISSION LIMIT 53
A.3 FREQUENCY STABILITY 75
A.4 OCCUPIED BANDWIDTH 82
A.5 EMISSION BANDWIDTH 144
A.6 BAND EDGE COMPLIANCE 206
A.7 CONDUCTED SPURIOUS EMISSION 333
A.8 PEAK-TO-AVERAGE POWER RATIO 345
ANNEX B: ACCREDITATION CERTIFICATE 347

©Copyright. All rights reserved by CTTL.

1. Test Laboratory

1.1. Introduction & Accreditation

Telecommunication Technology Labs, CAICT is an ISO/IEC 17025:2017 accredited test laboratory under American Association for Laboratory Accreditation (A2LA) with lab code 7049.01, and is also an FCC accredited test laboratory (CN1349), and ISED accredited test laboratory (CAB identifier:CN0066). The detail accreditation scope can be found on A2LA website.

1.2. Testing Location

Location 1: CTTL (huayuan North Road)

Address: No. 52, Huayuan North Road, Haidian District, Beijing, P. R. China 100191

Location 2: CTTL (BDA)

Address: No.18A, Kangding Street, Beijing Economic-Technology Development Area, Beijing, P. R. China 100176

1.3. Testing Environment

Normal Temperature: 15-35℃

Relative Humidity: 20-75%

1.4. Project Data

Testing Start Date: 2025-01-20

Testing End Date: 2025-03-06

1.5. Signature

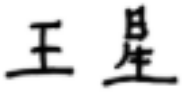

Wang Xing

(Prepared this test report)

Zhou Yu

(Reviewed this test report)

Zhao Hui Lin

(Approved this test report)

©Copyright. All rights reserved by CTTL.

2. Client Information

2.1. Applicant Information

Company Name:	Guangdong OPPO Mobile Telecommunications Corp., Ltd.
Address /Post:	NO.18 HaiBin Road, Wusha Village, Chang'an Town, DongGuan City, Guangdong Province, P.R. China
Contact:	Xiong Bo
Email:	xiongbo@oppo.com
Telephone:	(86)76986076999

2.2. Manufacturer Information

Company Name:	Guangdong OPPO Mobile Telecommunications Corp., Ltd.
Address /Post:	NO.18 HaiBin Road, Wusha Village, Chang'an Town, DongGuan City, Guangdong Province, P.R. China
Contact:	Xiong Bo
Email:	xiongbo@oppo.com
Telephone:	(86)76986076999

©Copyright. All rights reserved by CTTL.

3. Equipment Under Test (EUT) and Ancillary Equipment (AE)

3.1. About EUT

Description	Mobile Phone
Model Name	CPH2735
FCC ID	R9C-OP24314
Antenna	Embedded
Output power	25.30 dBm maximum EIRP measured for LTE Band 7
Extreme Voltage	3.41VDC to 4.54VDC (nominal: 3.92VDC)
Extreme Temperature	0°C to +35°C

Note: Components list, please refer to documents of the manufacturer; it is also included in the original test record of CTTL.

3.2. Internal Identification of EUT used during the test

EUT ID*	IMEI	HW Version	SW Version	Date of receipt
UT10a	868771070030934	11	ColorOS 15.0	2025-01-20
UT11a	868771070031411	11	ColorOS 15.0	2025-01-20
UT05a	862170070019615	11	ColorOS 15.0	2025-01-20

UT05a was used for emission limit test and UT10a, UT11a were used for other testing cases.

*EUT ID: is used to identify the test sample in the lab internally.

3.3. Internal Identification of AE used during the test

AE ID*	Description
AE1	Battery
AE2	Battery

AE1

Model	BLPC21
Manufacturer	Dongguan NVT Technology Co.,Ltd
Capacitance	5860mAh/6000mAh(Min/Typ)

AE2

Model	BLPC21
Manufacturer	SUNWODA Electronic Co.,Ltd.
Capacitance	5860mAh/6000mAh(Min/Typ)

*AE ID: is used to identify the test sample in the lab internally.

©Copyright. All rights reserved by CTTL.

4. Reference Documents

4.1. Documents supplied by applicant

EUT parameters are supplied by the customer, which are the bases of testing. CAICT is not responsible for the accuracy of customer supplied technical information that may affect the test results (for example, antenna gain and loss of customer supplied cable).

4.2. Reference Documents for testing

The following documents listed in this section are referred for testing.

Reference	Title	Version
FCC Part 24	PERSONAL COMMUNICATIONS SERVICES	10-1-23 Edition
FCC Part 22	PUBLIC MOBILE SERVICES	10-1-23 Edition
FCC Part 27	MISCELLANEOUS WIRELESS COMMUNICATIONS SERVICES	10-1-23 Edition
FCC Part 90	PRIVATE LAND MOBILE RADIO SERVICES	10-1-23 Edition
ANSI/TIA-603-E	Land Mobile FM or PM Communications Equipment Measurement and Performance Standards	2016
ANSI C63.26	American National Standard for Compliance Testing of Transmitters Used in Licensed Radio Services	2015
KDB 971168 D01	MEASUREMENT GUIDANCE FOR CERTIFICATION OF LICENSED DIGITAL TRANSMITTERS	v03r01

©Copyright. All rights reserved by CTTL.

5. Summary of Test Result

LTE Band 2

Items	Test Name	Clause in FCC rules	Verdict
1	Output Power	24.232	P
2	Emission Limit	2.1051/24.238	P
3	Frequency Stability	2.1055	P
4	Occupied Bandwidth	2.1049	P
5	Emission Bandwidth	24.238	P
6	Band Edge Compliance	24.238	P
7	Conducted Spurious Emission	24.238	P
8	Peak-to-Average Power Ratio	24.232	P

LTE Band 7

Items	Test Name	Clause in FCC rules	Verdict
1	Output Power	27.50	P
2	Emission Limit	2.1051/27.53	P
3	Frequency Stability	2.1055	P
4	Occupied Bandwidth	2.1049	P
5	Emission Bandwidth	27.53	P
6	Band Edge Compliance	27.53	P
7	Conducted Spurious Emission	27.53	P
8	Peak-to-Average Power Ratio	27.50	P

LTE Band 12 (17)

Items	Test Name	Clause in FCC rules	Verdict
1	Output Power	27.50	P
2	Emission Limit	2.1051/27.53	P
3	Frequency Stability	2.1055	P
4	Occupied Bandwidth	2.1049	P
5	Emission Bandwidth	27.53	P
6	Band Edge Compliance	27.53	P
7	Conducted Spurious Emission	27.53	P
8	Peak-to-Average Power Ratio	27.50	P

©Copyright. All rights reserved by CTTL.

LTE Band 13

Items	Test Name	Clause in FCC rules	Verdict
1	Output Power	27.50	P
2	Emission Limit	2.1051/27.53	P
3	Frequency Stability	2.1055	P
4	Occupied Bandwidth	2.1049	P
5	Emission Bandwidth	27.53	P
6	Band Edge Compliance	27.53	P
7	Conducted Spurious Emission	27.53	P
8	Peak-to-Average Power Ratio	27.50	P

LTE Band 26(814MHz~824MHz)

Items	Test Name	Clause in FCC rules	Verdict
1	Output Power	90.635	P
2	Emission Limit	2.1051/90.691	P
3	Frequency Stability	2.1055	P
4	Occupied Bandwidth	2.1049	P
5	Emission Bandwidth	2.1049	P
6	Band Edge Compliance	90.691	P
7	Conducted Spurious Emission	90.691	P

LTE Band 26(824MHz~849MHz) (5)

Items	Test Name	Clause in FCC rules	Verdict
1	Output Power	22.913	P
2	Emission Limit	2.1051/22.917	P
3	Frequency Stability	2.1055	P
4	Occupied Bandwidth	2.1049	P
5	Emission Bandwidth	22.917	P
6	Band Edge Compliance	22.917	P
7	Conducted Spurious Emission	22.917	P

©Copyright. All rights reserved by CTTL.

LTE Band 41 (38)

Items	Test Name	Clause in FCC rules	Verdict
1	Output Power	27.50	P
2	Emission Limit	2.1051/27.53	P
3	Frequency Stability	2.1055	P
4	Occupied Bandwidth	2.1049	P
5	Emission Bandwidth	27.53	P
6	Band Edge Compliance	27.53	P
7	Conducted Spurious Emission	27.53	P
8	Peak-to-Average Power Ratio	27.50	P

LTE Band 66 (4)

Items	Test Name	Clause in FCC rules	Verdict
1	Output Power	27.50	P
2	Emission Limit	2.1051/27.53	P
3	Frequency Stability	2.1055	P
4	Occupied Bandwidth	2.1049	P
5	Emission Bandwidth	27.53	P
6	Band Edge Compliance	27.53	P
7	Conducted Spurious Emission	27.53	P
8	Peak-to-Average Power Ratio	27.50	P

Terms used in Verdict column

P	Pass. The EUT complies with the essential requirements in the standard.
NP	Not Performed. The test was not performed by CTTL.
NA	Not Applicable.The test was not applicable.
BR	Re-use test data from basic model report.
F	Fail. The EUT does not comply with the essential requirements in the standard.

All the test results are based on normal power.

Measurement uncertainty is not taken into account when stating conformity with a specified requirement.

LTE Band 66, Band 26, Band 12 and Band 41 overlap the entire frequency range of LTE Band 4, Band 5, Band 17 and Band 38. Therefore, test data provided in this report covers Band 4, Band 5, Band 17 and Band 38 as well as Band 66, Band 26, Band 12 and Band 41.

LTE Band 41 is tested by power class 3.

Explanation of worst-case configuration

The worst-case scenario for all measurements is based on the conducted output power measurement investigation results. Output power was measured on QPSK, 16QAM and 64QAM modulations. It was found that QPSK was the worst case. All testing was performed using QPSK modulations to represent the worst case unless otherwise stated. The test results shown in the following sections represent the worst case emission.

©Copyright. All rights reserved by CTTL.

6. Test Equipment Utilized

Description	Type	Series Number	Manufacture	Cal Due Date	Calibration Interval
Wideband Radio Communication Tester	CMW500	159082	R&S	2025-12-03	1 year
Spectrum Analyzer	FSV	101576	R&S	2025-05-08	1 year
Climate chamber	SH-241	92004642	ESPEC	2025-10-29	1 year
Test Receiver	ESW44	103144	R&S	2026-01-05	1 year
EMI Antenna	VULB 9163	9163-482	Schwarzbeck	2025-05-19	1 year
EMI Antenna	9117	167	Schwarzbeck	2026-10-15	2 years
EMI Antenna	LB-7180-NF	J2030013000005	A-INFO	2025-05-16	1 year
EMI Antenna	3115	00146404	ETS-Lindgren	2025-05-16	1 year
Universal Radio Communication Tester	CMW500	143008	R&S	2026-01-15	1 year
Signal Generator	SMF100A	101295	R&S	2026-02-21	1 year
Universal Radio Communication Tester	MT8821C	6262257899	Anritsu	2026-07-06	2 years

Note: Only the latest Cal Due Dates of equipment are listed above and all equipment is in valid calibration period when used.

©Copyright. All rights reserved by CTTL.

7. Measurement Uncertainty

The measurement uncertainties shown below were calculated in accordance with the requirements of ANSI C63.26. All measurement uncertainty values are shown with a coverage factor of k = 2 to indicate a 95% level of confidence. Measurement uncertainty is not taken into account when stating conformity with a specified requirement.

Test item		Measurement uncertainty
Output Power(dB)		1.90
Emission Limit(dB)		3.44
Frequency Stability	FE(ppm)	1.16
	$F_L F_H$(kHz)	173.51
Occupied Bandwidth(%)		0.72
Emission Bandwidth(%)		0.75
Band Edge Compliance(dB)		1.94
Conducted Spurious Emission(dB)		4.77(0-20GHz)
		6.27(20-30GHz)
Peak-to-Average Power Ratio(dB)		2.10

©Copyright. All rights reserved by CTTL.

Annex A: Measurement Results

A.1 Output Power

A.1.1 Summary

During the process of testing, the EUT was controlled via communication tester to ensure max power transmission and proper modulation.

In all cases, output power is within the specified limits.

A.1.2 Conducted

A.1.2.1 Method of Measurements

The EUT was set up for the max output power with pseudo random data modulation.

These measurements were done at 3 frequencies (bottom, middle and top of operational frequency range) for each bandwidth.

The results below include a correction factor for cable loss that is provided by the customer.

A.1.2.2 Measurement Result

©Copyright. All rights reserved by CTTL.

LTE band 2

Bandwidth	RB size/offset	Frequency (MHz)	Power (dBm)		
			QPSK	16QAM	64QAM
1.4MHz	1 RB high	1909.3	23.27	22.38	21.25
		1880.0	23.38	22.44	21.35
		1850.7	23.40	22.41	21.34
	1 RB low	1909.3	23.59	22.33	21.13
		1880.0	23.39	22.44	21.21
		1850.7	23.34	22.38	21.20
	50% RB mid	1909.3	23.26	22.54	21.43
		1880.0	23.43	22.56	21.22
		1850.7	23.44	22.56	21.46
	100% RB	1909.3	22.39	21.23	20.31
		1880.0	22.36	21.56	20.33
		1850.7	22.36	21.55	20.38
3MHz	1 RB high	1908.5	23.09	22.35	21.43
		1880.0	23.54	22.55	21.57
		1851.5	23.41	22.40	21.29
	1 RB low	1908.5	23.32	22.35	21.39
		1880.0	23.55	22.55	21.49
		1851.5	23.37	22.42	21.15
	50% RB mid	1908.5	22.32	21.41	20.39
		1880.0	22.42	21.45	20.50
		1851.5	22.52	21.53	20.46
	100% RB	1908.5	22.38	21.33	20.40
		1880.0	22.42	21.36	20.47
		1851.5	22.46	21.39	20.47
5MHz	1 RB high	1907.5	23.26	22.30	21.62
		1880.0	23.60	22.57	21.66
		1852.5	23.51	22.53	21.60
	1 RB low	1907.5	23.45	22.26	21.65
		1880.0	23.42	22.31	21.68
		1852.5	23.48	22.51	21.66
	50% RB mid	1907.5	22.44	21.57	20.41
		1880.0	22.45	21.62	20.42
		1852.5	22.45	21.63	20.40
	100% RB	1907.5	22.45	21.51	20.44
		1880.0	22.50	21.55	20.48
		1852.5	22.51	21.55	20.48
10MHz	1 RB high	1905.0	23.25	22.54	21.51
		1880.0	23.48	22.63	21.59
		1855.0	23.52	22.44	21.74
	1 RB low	1905.0	23.47	22.59	21.47

©Copyright. All rights reserved by CTTL.

		1880.0	23.55	22.70	21.55
		1855.0	23.46	22.60	22.08
	50% RB mid	1905.0	22.43	21.52	20.49
		1880.0	22.58	21.66	20.55
		1855.0	22.54	21.52	20.52
	100% RB	1905.0	22.42	21.44	20.41
		1880.0	22.60	21.63	20.49
		1855.0	22.49	21.51	20.47
15MHz	1 RB high	1902.5	23.37	22.68	21.50
		1880.0	23.48	22.74	21.54
		1857.5	23.52	22.51	21.59
	1 RB low	1902.5	23.49	22.63	21.46
		1880.0	23.54	22.67	21.50
		1857.5	23.48	22.44	21.55
	50% RB mid	1902.5	22.52	21.53	20.37
		1880.0	22.50	21.55	20.42
		1857.5	22.62	21.56	20.55
	100% RB	1902.5	22.53	21.56	20.43
		1880.0	22.53	21.55	20.51
		1857.5	22.60	21.62	20.52
20MHz	1 RB high	1900.0	23.12	22.81	21.74
		1880.0	23.67	22.49	21.81
		1860.0	23.68	22.47	21.80
	1 RB low	1900.0	23.54	22.76	21.89
		1880.0	23.65	22.47	21.91
		1860.0	23.62	22.45	21.93
	50% RB mid	1900.0	22.57	21.59	20.44
		1880.0	22.63	21.63	20.59
		1860.0	22.68	21.66	20.54
	100% RB	1900.0	22.59	21.58	20.47
		1880.0	22.61	21.60	20.60
		1860.0	22.63	21.62	20.51

©Copyright. All rights reserved by CTTL.

LTE band 7

Bandwidth	RB size/offset	Frequency (MHz)	Power (dBm)		
			QPSK	16QAM	64QAM
5MHz	1 RB high	2567.5	24.66	23.84	22.74
		2535.0	24.52	23.57	22.46
		2502.5	24.89	23.78	22.63
	1 RB low	2567.5	24.67	23.89	22.98
		2535.0	24.56	23.63	22.42
		2502.5	25.00	23.82	22.71
	50% RB mid	2567.5	23.82	22.86	21.79
		2535.0	23.57	22.65	21.52
		2502.5	23.93	22.94	21.91
	100% RB	2567.5	23.83	22.76	21.80
		2535.0	23.62	22.58	21.58
		2502.5	23.99	22.96	21.95
10MHz	1 RB high	2565.0	24.63	23.79	22.73
		2535.0	24.56	23.59	22.68
		2505.0	24.89	23.95	22.86
	1 RB low	2565.0	24.55	23.59	22.64
		2535.0	24.65	23.66	22.65
		2505.0	24.94	24.21	22.95
	50% RB mid	2565.0	23.86	22.86	21.87
		2535.0	23.65	22.74	21.71
		2505.0	23.90	22.97	21.98
	100% RB	2565.0	23.79	22.83	21.75
		2535.0	23.66	22.71	21.68
		2505.0	23.93	22.96	21.97
15MHz	1 RB high	2562.5	24.69	23.99	22.85
		2535.0	24.50	23.58	22.55
		2507.5	24.98	23.87	22.75
	1 RB low	2562.5	24.49	23.93	22.83
		2535.0	24.66	23.60	22.53
		2507.5	24.99	24.15	22.98
	50% RB mid	2562.5	23.72	22.61	21.72
		2535.0	23.52	22.59	21.64
		2507.5	23.98	23.00	21.96
	100% RB	2562.5	23.65	22.69	21.69
		2535.0	23.58	22.61	21.62
		2507.5	23.80	22.99	21.97
20MHz	1 RB high	2560.0	24.63	23.91	22.76
		2535.0	24.69	23.93	22.80
		2510.0	24.87	23.77	22.70
	1 RB low	2560.0	24.58	23.70	22.84

©Copyright. All rights reserved by CTTL.

		2535.0	24.64	23.82	22.57
		2510.0	24.95	23.70	22.72
	50% RB mid	2560.0	23.68	22.61	21.74
		2535.0	23.60	22.59	21.63
		2510.0	23.94	22.97	21.90
	100% RB	2560.0	22.18	21.20	20.17
		2535.0	22.09	21.10	20.08
		2510.0	22.13	21.17	20.11

©Copyright. All rights reserved by CTTL.

LTE band 12

Bandwidth	RB size/offset	Frequency (MHz)	Power (dBm)		
			QPSK	16QAM	64QAM
1.4MHz	1 RB high	715.3	24.14	23.50	22.38
		707.5	23.97	23.53	22.42
		699.7	24.07	23.44	22.38
	1 RB low	715.3	23.98	23.49	22.38
		707.5	23.80	23.49	22.40
		699.7	24.34	23.73	22.62
	50% RB mid	715.3	24.04	23.21	22.23
		707.5	23.81	23.12	22.33
		699.7	24.19	23.32	22.49
	100% RB	715.3	23.17	22.30	21.10
		707.5	23.23	22.28	21.14
		699.7	23.43	22.43	21.35
3MHz	1 RB high	714.5	23.94	23.22	22.27
		707.5	24.21	23.36	22.40
		700.5	24.09	23.60	22.46
	1 RB low	714.5	24.05	23.32	22.30
		707.5	24.04	23.51	22.41
		700.5	24.32	23.77	22.64
	50% RB mid	714.5	23.18	22.26	21.18
		707.5	23.20	22.27	21.29
		700.5	23.27	22.37	21.31
	100% RB	714.5	23.12	22.15	21.08
		707.5	23.24	22.22	21.20
		700.5	23.30	22.32	21.21
5MHz	1 RB high	713.5	24.12	23.36	22.27
		707.5	24.15	23.50	22.42
		701.5	24.18	23.55	22.44
	1 RB low	713.5	24.10	23.54	22.33
		707.5	24.20	23.53	22.55
		701.5	24.39	23.76	22.60
	50% RB mid	713.5	23.18	22.25	21.22
		707.5	23.26	22.30	21.27
		701.5	23.34	22.34	21.32
	100% RB	713.5	23.22	22.17	21.20
		707.5	23.30	22.27	21.26
		701.5	23.29	22.30	21.29
10MHz	1 RB high	711.0	24.24	23.44	22.38
		707.5	24.16	23.38	22.26
		704.0	24.00	23.53	22.41
	1 RB low	711.0	23.87	23.62	22.55

©Copyright. All rights reserved by CTTL.

		707.5	24.26	23.67	22.53
		704.0	24.38	23.77	22.64
	50% RB mid	711.0	23.19	22.15	21.18
		707.5	23.25	22.24	21.23
		704.0	23.24	22.29	21.23
	100% RB	711.0	23.16	22.19	21.17
		707.5	23.33	22.28	21.25
		704.0	23.30	22.30	21.28

LTE band 13

Bandwidth	RB size/offset	Frequency (MHz)	Power (dBm)		
			QPSK	16QAM	64QAM
5MHz	1 RB high	784.5	24.54	23.52	22.53
		782.0	24.63	23.59	22.55
		779.5	24.59	23.65	22.57
	1 RB low	784.5	24.70	23.65	22.56
		782.0	24.64	23.52	22.64
		779.5	24.50	23.45	22.73
	50% RB mid	784.5	23.52	22.44	21.44
		782.0	23.50	22.37	21.44
		779.5	23.53	22.45	21.46
	100% RB	784.5	23.51	22.48	21.40
		782.0	23.52	22.43	21.40
		779.5	23.50	22.44	21.42
10MHz	1 RB high	782.0	24.70	23.69	22.55
	1 RB low	782.0	24.47	23.73	22.76
	50% RB mid	782.0	23.55	22.62	21.60
	100% RB	782.0	23.53	22.60	21.58

©Copyright. All rights reserved by CTTL.

LTE band 26(824MHz~849MHz)

Bandwidth	RB size/offset	Frequency (MHz)	Power (dBm)		
			QPSK	16QAM	64QAM
1.4MHz	1 RB high	848.3	23.99	23.01	22.21
		836.5	23.95	23.02	21.93
		824.7	23.95	22.97	22.63
	1 RB low	848.3	23.95	22.97	22.06
		836.5	23.96	22.98	21.80
		824.7	23.94	22.99	22.52
	50% RB mid	848.3	24.02	23.13	22.09
		836.5	24.05	23.15	22.32
		824.7	24.04	23.13	22.31
	100% RB	848.3	22.98	22.16	21.29
		836.5	22.99	22.18	21.13
		824.7	22.99	22.16	21.46
3MHz	1 RB high	847.5	23.96	22.99	22.13
		836.5	23.95	22.98	22.11
		825.5	23.94	22.96	22.12
	1 RB low	847.5	23.94	22.95	22.00
		836.5	23.96	23.01	22.02
		825.5	23.98	23.00	22.00
	50% RB mid	847.5	22.93	22.00	21.34
		836.5	23.00	22.02	21.42
		825.5	22.92	21.98	21.28
	100% RB	847.5	22.94	21.88	21.31
		836.5	22.99	21.92	21.35
		825.5	22.97	21.91	21.40
5MHz	1 RB high	846.5	24.10	23.14	22.51
		836.5	24.09	23.12	22.51
		826.5	24.11	23.17	22.55
	1 RB low	846.5	24.08	23.13	22.60
		836.5	24.09	23.14	22.56
		826.5	24.07	23.12	22.62
	50% RB mid	846.5	23.04	22.08	21.53
		836.5	23.05	22.12	21.55
		826.5	23.04	22.07	21.48
	100% RB	846.5	23.11	22.01	21.45
		836.5	23.09	22.04	21.46
		826.5	23.08	22.01	21.51
10MHz	1 RB high	844.0	24.37	23.92	22.07
		836.5	24.34	23.34	22.26
		829.0	24.37	23.37	22.30
	1 RB low	844.0	24.36	23.88	21.93

©Copyright. All rights reserved by CTTL.

		836.5	24.35	23.36	22.17
		829.0	24.31	23.31	22.18
	50% RB mid	844.0	23.33	22.38	21.48
		836.5	23.11	22.18	21.50
		829.0	23.11	22.13	21.50
	100% RB	844.0	23.37	22.38	21.43
		836.5	23.09	22.11	21.41
		829.0	23.10	22.13	21.46
15MHz	1 RB high	841.5	24.11	23.52	22.79
		836.5	24.32	23.74	22.75
		831.5	24.03	23.45	22.73
	1 RB low	841.5	24.11	23.50	22.72
		836.5	24.37	23.77	22.70
		831.5	24.03	23.45	22.67
	50% RB mid	841.5	23.07	22.06	21.40
		836.5	23.08	22.06	21.40
		831.5	23.14	22.03	21.45
	100% RB	841.5	23.07	22.09	21.39
		836.5	23.09	22.12	21.40
		831.5	23.13	22.12	21.46

©Copyright. All rights reserved by CTTL.

LTE band 26(814MHz~824MHz)

Bandwidth	RB size/offset	Frequency (MHz)	Power (dBm)		
			QPSK	16QAM	64QAM
1.4MHz	1 RB high	823.3	23.98	23.02	21.97
		819.0	24.24	23.30	21.95
		814.7	24.22	23.28	22.36
	1 RB low	823.3	23.94	22.99	21.81
		819.0	24.23	23.28	21.82
		814.7	24.22	23.27	22.28
	50% RB mid	823.3	24.29	23.38	21.81
		819.0	24.05	23.16	22.31
		814.7	24.04	23.16	22.19
	100% RB	823.3	23.22	22.42	21.07
		819.0	22.98	22.17	21.20
		814.7	23.00	22.17	21.32
3MHz	1 RB high	822.5	23.98	22.99	21.89
		819.0	24.20	23.24	22.12
		815.5	23.95	22.98	21.88
	1 RB low	822.5	23.93	22.97	21.75
		819.0	24.20	23.25	22.01
		815.5	23.98	23.01	21.75
	50% RB mid	822.5	22.92	22.01	21.39
		819.0	22.99	22.01	21.42
		815.5	22.94	21.99	21.33
	100% RB	822.5	22.97	21.93	21.37
		819.0	22.96	21.91	21.36
		815.5	22.97	21.92	21.39
5MHz	1 RB high	821.5	24.35	23.41	22.27
		819.0	24.07	23.11	22.50
		816.5	24.39	23.40	22.29
	1 RB low	821.5	24.32	23.37	22.31
		819.0	24.05	23.07	22.52
		816.5	24.39	23.42	22.32
	50% RB mid	821.5	23.32	22.37	21.55
		819.0	23.29	22.39	21.58
		816.5	23.30	22.35	21.53
	100% RB	821.5	23.36	22.30	21.49
		819.0	23.35	22.28	21.48
		816.5	23.37	22.30	21.52
10MHz	1 RB high	819.0	24.39	23.38	22.32
	1 RB low	819.0	24.34	23.36	22.18
	50% RB mid	819.0	23.35	22.41	21.48
	100% RB	819.0	23.36	22.36	21.41

©Copyright. All rights reserved by CTTL.

LTE band 41

Bandwidth	RB size/offset	Frequency (MHz)	Power (dBm)		
			QPSK	16QAM	64QAM
5MHz	1 RB high	2687.5	24.80	23.81	22.90
		2593.0	24.89	23.78	22.74
		2498.5	24.78	23.66	22.87
	1 RB low	2687.5	24.80	23.87	22.82
		2593.0	24.83	23.69	22.75
		2498.5	24.79	23.65	22.85
	50% RB mid	2687.5	23.82	22.91	21.93
		2593.0	23.68	22.80	21.78
		2498.5	23.67	22.80	21.69
	100% RB	2687.5	23.85	22.83	21.81
		2593.0	23.73	22.73	21.69
		2498.5	23.73	22.73	21.72
10MHz	1 RB high	2685.0	24.83	23.95	22.64
		2593.0	24.77	23.93	22.80
		2501.0	24.76	23.96	22.70
	1 RB low	2685.0	24.87	23.98	22.69
		2593.0	24.72	23.86	22.90
		2501.0	24.72	23.90	22.55
	50% RB mid	2685.0	23.89	22.85	21.87
		2593.0	23.74	22.68	21.77
		2501.0	23.77	22.76	21.73
	100% RB	2685.0	23.83	22.91	21.88
		2593.0	23.73	22.75	21.72
		2501.0	23.76	22.81	21.78
15MHz	1 RB high	2682.5	24.76	23.93	22.67
		2593.0	24.70	23.84	22.97
		2503.5	24.70	23.86	22.60
	1 RB low	2682.5	24.85	23.99	22.68
		2593.0	24.62	23.78	22.97
		2503.5	24.64	23.78	22.47
	50% RB mid	2682.5	23.74	22.80	21.78
		2593.0	23.64	22.62	21.70
		2503.5	23.63	22.68	21.66
	100% RB	2682.5	23.76	22.78	21.83
		2593.0	23.62	22.64	21.69
		2503.5	23.64	22.67	21.72
20MHz	1 RB high	2680.0	24.94	23.93	22.70
		2593.0	24.86	23.96	22.62
		2506.0	24.81	23.85	22.98
	1 RB low	2680.0	24.96	23.95	22.68

©Copyright. All rights reserved by CTTL.

		2593.0	24.76	23.91	22.63
		2506.0	24.77	23.96	23.17
	50% RB mid	2680.0	23.83	22.83	21.88
		2593.0	23.70	22.70	21.73
		2506.0	23.67	22.68	21.77
	100% RB	2680.0	23.83	22.82	21.84
		2593.0	23.62	22.62	21.68
		2506.0	23.65	22.67	21.72

©Copyright. All rights reserved by CTTL.

LTE band 66

Bandwidth	RB size/offset	Frequency (MHz)	Power (dBm)		
			QPSK	16QAM	64QAM
1.4MHz	1 RB high	1779.3	24.35	23.40	22.30
		1745.0	24.47	23.51	22.42
		1710.7	24.37	23.47	22.02
	1 RB low	1779.3	24.34	23.40	22.19
		1745.0	24.46	23.49	22.27
		1710.7	24.39	23.49	21.93
	50% RB mid	1779.3	24.43	23.54	22.25
		1745.0	24.50	23.63	21.49
		1710.7	24.54	23.66	21.91
	100% RB	1779.3	23.35	22.55	21.33
		1745.0	23.47	22.66	20.60
		1710.7	23.48	22.69	20.69
3MHz	1 RB high	1778.5	24.33	23.37	22.28
		1745.0	24.41	23.44	22.33
		1711.5	24.46	23.51	22.38
	1 RB low	1778.5	24.35	23.41	22.15
		1745.0	24.45	23.49	22.19
		1711.5	24.46	23.52	22.27
	50% RB mid	1778.5	23.33	22.38	21.42
		1745.0	23.44	22.51	21.48
		1711.5	23.51	22.55	21.46
	100% RB	1778.5	23.35	22.32	21.39
		1745.0	23.50	22.46	21.48
		1711.5	23.50	22.49	21.50
5MHz	1 RB high	1777.5	24.47	23.48	22.62
		1745.0	24.53	23.55	22.62
		1712.5	24.58	23.59	22.68
	1 RB low	1777.5	24.48	23.53	22.68
		1745.0	24.52	23.57	22.71
		1712.5	24.55	23.58	22.78
	50% RB mid	1777.5	23.42	22.49	21.58
		1745.0	23.48	22.56	21.61
		1712.5	23.53	22.62	21.61
	100% RB	1777.5	23.48	22.41	21.50
		1745.0	23.54	22.48	21.56
		1712.5	23.58	22.53	21.61
10MHz	1 RB high	1775.0	24.40	23.44	22.35
		1745.0	24.47	23.49	22.36
		1715.0	24.53	23.55	22.46
	1 RB low	1775.0	24.39	23.43	22.23

©Copyright. All rights reserved by CTTL.

		1745.0	24.51	23.52	22.28
		1715.0	24.52	23.57	22.35
	50% RB mid	1775.0	23.45	22.54	21.51
		1745.0	23.53	22.60	21.57
		1715.0	23.54	22.59	21.63
	100% RB	1775.0	23.48	22.49	21.47
		1745.0	23.53	22.55	21.51
		1715.0	23.57	22.59	21.58
15MHz	1 RB high	1772.5	24.41	23.80	22.86
		1745.0	24.45	23.85	22.84
		1717.5	24.58	23.96	22.96
	1 RB low	1772.5	24.49	23.86	22.79
		1745.0	24.51	23.90	22.78
		1717.5	24.54	23.91	22.90
	50% RB mid	1772.5	23.46	22.47	21.46
		1745.0	23.53	22.51	21.50
		1717.5	23.53	22.53	21.59
	100% RB	1772.5	23.51	22.50	21.51
		1745.0	23.53	22.53	21.54
		1717.5	23.55	22.58	21.58
20MHz	1 RB high	1770.0	24.44	23.88	22.36
		1745.0	24.50	23.65	22.35
		1720.0	24.55	23.85	22.44
	1 RB low	1770.0	24.34	23.67	22.69
		1745.0	24.49	23.84	22.71
		1720.0	24.52	23.70	22.78
	50% RB mid	1770.0	23.50	22.51	21.52
		1745.0	23.58	22.57	21.57
		1720.0	23.58	22.56	21.58
	100% RB	1770.0	23.51	22.51	21.53
		1745.0	23.59	22.59	21.57
		1720.0	23.60	22.59	21.61

©Copyright. All rights reserved by CTTL.

LTE CA band 41C

Bandwidth	Frequency (MHz)	Frequency (MHz)	Modulation	PCC RB		SCC RB		Conducted Power(dBm)
				Size	Offset	Size	Offset	
5MHz/20MHz	2583.8	2595.5	QPSK	1	24	1	0	24.62
			QPSK	25	0	100	0	22.72
			16QAM	1	24	1	0	23.67
			16QAM	25	0	100	0	21.77
			64QAM	1	24	1	0	21.57
			64QAM	25	0	100	0	21.76
10MHz/15MHz	2585.9	2597.9	QPSK	1	49	1	0	24.68
			QPSK	50	0	75	0	22.75
			16QAM	1	49	1	0	23.72
			16QAM	50	0	75	0	21.78
			64QAM	1	49	1	0	21.48
			64QAM	50	0	75	0	21.78
10MHz/20MHz	2583.6	2598	QPSK	1	49	1	0	24.75
			QPSK	50	0	100	0	22.76
			16QAM	1	49	1	0	23.82
			16QAM	50	0	100	0	21.81
			64QAM	1	49	1	0	21.53
			64QAM	50	0	100	0	21.79
15MHz/10MHz	2588.1	2600.1	QPSK	1	74	1	0	24.78
			QPSK	75	0	50	0	22.69
			16QAM	1	74	1	0	23.47
			16QAM	75	0	50	0	21.74
			64QAM	1	74	1	0	21.54
			64QAM	75	0	50	0	21.75
15MHz/15MHz	2585.5	2600.5	QPSK	1	74	1	0	24.85
			QPSK	75	0	75	0	22.76
			16QAM	1	74	1	0	23.81
			16QAM	75	0	75	0	21.77
			64QAM	1	74	1	0	21.58
			64QAM	75	0	75	0	21.78
15MHz/20MHz	2583.3	2600.4	QPSK	1	74	1	0	24.87
			QPSK	75	0	100	0	22.78
			16QAM	1	74	1	0	23.79
			16QAM	75	0	100	0	21.80
			64QAM	1	74	1	0	21.57
			64QAM	75	0	100	0	21.80
20MHz/5MHz	2590.5	2602.2	QPSK	1	99	1	0	24.72
			QPSK	100	0	25	0	22.80
			16QAM	1	99	1	0	23.63
			16QAM	100	0	25	0	21.84

©Copyright. All rights reserved by CTTL.

			64QAM	1	99	1	0	21.91
			64QAM	100	0	25	0	21.80
20MHz/10MHz	2588.1	2602.5	QPSK	1	99	1	0	24.78
			QPSK	100	0	50	0	22.77
			16QAM	1	99	1	0	23.67
			16QAM	100	0	50	0	21.84
			64QAM	1	99	1	0	21.67
			64QAM	100	0	50	0	21.81
20MHz/15MHz	2585.6	2602.7	QPSK	1	99	1	0	24.81
			QPSK	100	0	75	0	22.74
			16QAM	1	99	1	0	23.65
			16QAM	100	0	75	0	21.74
			64QAM	1	99	1	0	21.95
			64QAM	100	0	75	0	21.84
20MHz/20MHz	2583.1	2602.9	QPSK	1	99	1	0	24.86
			QPSK	100	0	100	0	22.83
			16QAM	1	99	1	0	23.80
			16QAM	100	0	100	0	21.83
			64QAM	1	99	1	0	22.05
			64QAM	100	0	100	0	21.84

©Copyright. All rights reserved by CTTL.

LTE CA band 66B

Bandwidth	Frequency (MHz)	Frequency (MHz)	Modulation	PCC RB		SCC RB		Conducted Power(dBm)
				Size	Offset	Size	Offset	
5MHz/5MHz	1752.6	1757.4	QPSK	1	24	1	0	24.47
			QPSK	25	0	25	0	22.54
			16QAM	1	24	1	0	23.53
			16QAM	25	0	25	0	21.54
			64QAM	1	24	1	0	21.48
			64QAM	25	0	25	0	21.52
5MHz/10MHz	1750.3	1757.5	QPSK	1	24	1	0	24.54
			QPSK	25	0	50	0	22.55
			16QAM	1	24	1	0	23.63
			16QAM	25	0	50	0	21.58
			64QAM	1	24	1	0	21.56
			64QAM	25	0	50	0	21.56
5MHz/15MHz	1748.1	1757.4	QPSK	1	24	1	0	24.67
			QPSK	25	0	75	0	22.58
			16QAM	1	24	1	0	23.71
			16QAM	25	0	75	0	21.58
			64QAM	1	24	1	0	21.68
			64QAM	25	0	75	0	21.58
10MHz/5MHz	1752.5	1759.7	QPSK	1	49	1	0	24.54
			QPSK	50	0	25	0	22.59
			16QAM	1	49	1	0	23.38
			16QAM	50	0	25	0	21.55
			64QAM	1	49	1	0	21.42
			64QAM	50	0	25	0	21.59
10MHz/10MHz	1750.1	1760	QPSK	1	49	1	0	24.57
			QPSK	50	0	50	0	22.63
			16QAM	1	49	1	0	23.61
			16QAM	50	0	50	0	21.67
			64QAM	1	49	1	0	21.43
			64QAM	50	0	50	0	21.62
15MHz/5MHz	1752.6	1761.9	QPSK	1	74	1	0	24.45
			QPSK	75	0	25	0	22.60
			16QAM	1	74	1	0	23.49
			16QAM	75	0	25	0	21.57
			64QAM	1	74	1	0	21.56
			64QAM	75	0	25	0	21.66

©Copyright. All rights reserved by CTTL.

LTE CA band 66C

Bandwidth	Frequency (MHz)	Frequency (MHz)	Modulation	PCC RB		SCC RB		Conducted Power(dBm)
				Size	Offset	Size	Offset	
5MHz/20MHz	1745.8	1757.5	QPSK	1	24	1	0	24.60
			QPSK	25	0	100	0	22.58
			16QAM	1	24	1	0	23.63
			16QAM	25	0	100	0	21.57
			64QAM	1	24	1	0	21.55
			64QAM	25	0	100	0	21.58
10MHz/15MHz	1747.9	1759.9	QPSK	1	49	1	0	24.62
			QPSK	50	0	75	0	22.58
			16QAM	1	49	1	0	23.68
			16QAM	50	0	75	0	21.57
			64QAM	1	49	1	0	21.45
			64QAM	50	0	75	0	21.56
10MHz/20MHz	1745.6	1760	QPSK	1	49	1	0	24.64
			QPSK	50	0	100	0	22.63
			16QAM	1	49	1	0	23.75
			16QAM	50	0	100	0	21.58
			64QAM	1	49	1	0	21.44
			64QAM	50	0	100	0	21.60
15MHz/10MHz	1750.1	1762.1	QPSK	1	74	1	0	24.52
			QPSK	75	0	50	0	22.57
			16QAM	1	74	1	0	23.32
			16QAM	75	0	50	0	21.57
			64QAM	1	74	1	0	21.58
			64QAM	75	0	50	0	21.55
15MHz/15MHz	1747.5	1762.5	QPSK	1	74	1	0	24.57
			QPSK	75	0	75	0	22.60
			16QAM	1	74	1	0	23.35
			16QAM	75	0	75	0	21.62
			64QAM	1	74	1	0	21.61
			64QAM	75	0	75	0	21.58
15MHz/20MHz	1745.3	1762.4	QPSK	1	74	1	0	24.65
			QPSK	75	0	100	0	22.59
			16QAM	1	74	1	0	23.66
			16QAM	75	0	100	0	21.58
			64QAM	1	74	1	0	21.41
			64QAM	75	0	100	0	21.55
20MHz/5MHz	1752.5	1764.2	QPSK	1	99	1	0	24.47
			QPSK	100	0	25	0	22.55
			16QAM	1	99	1	0	23.29
			16QAM	100	0	25	0	21.58

©Copyright. All rights reserved by CTTL.

			64QAM	1	99	1	0	21.41
			64QAM	100	0	25	0	21.51
20MHz/10MHz	1750.1	1764.5	QPSK	1	99	1	0	24.54
			QPSK	100	0	50	0	22.57
			16QAM	1	99	1	0	23.53
			16QAM	100	0	50	0	21.58
			64QAM	1	99	1	0	21.58
			64QAM	100	0	50	0	21.63
20MHz/15MHz	1747.6	1764.7	QPSK	1	99	1	0	24.63
			QPSK	100	0	75	0	22.61
			16QAM	1	99	1	0	23.60
			16QAM	100	0	75	0	21.57
			64QAM	1	99	1	0	21.72
			64QAM	100	0	75	0	21.60
20MHz/20MHz	1745.1	1764.9	QPSK	1	99	1	0	24.64
			QPSK	100	0	100	0	22.59
			16QAM	1	99	1	0	23.69
			16QAM	100	0	100	0	21.58
			64QAM	1	99	1	0	21.69
			64QAM	100	0	100	0	21.65

©Copyright. All rights reserved by CTTL.

A.1.3 Radiated

A.1.3.1 Description

This is the test for the maximum radiated power from the EUT.

FDD Band 2: Part 24.232(c) specifies "Mobile and portable stations are limited to 2 watts EIRP".

FDD Band 7/TDD 41: Part 27.50(h)(2) specifies "Mobile stations are limited to 2.0 watts EIRP".

FDD Band 12: Part 27.50(c)(10) specifies "Portable stations(hand-held devices) in the 600 MHz uplink band and the 698–746 MHz band, and fixed and mobile stations in the 600 MHz uplink band are limited to 3 watts ERP".

FDD Band 13: Part 27.50(b) specifies "Portable stations(hand-held devices) transmitting in the 746–757 MHz, 776–788 MHz, and 805–806 MHz bands are limited to 3 watts ERP".

LTE Band 26(814MHz~824MHz): Part 90.635(b) specifies "The maximum output power of the transmitter for mobile stations is 100 watts".

FDD Band 26(824MHz~849MHz): Part 22.913(a) specifies "The ERP of mobile transmitters and auxiliary test transmitters must not exceed 7 watts".

FDD Band 66: Part 27.50(d)(4) specifies "Fixed, mobile, and portable(handheld) stations operating in the 1710–1755 MHz band and mobile and portable stations operating in the 1695–1710 MHz and 1755–1780 MHz bands are limited to 1 watt EIRP".

A.1.3.2 Method of Measurement

According to KDB 412172 D01 and ANSI C63.26 the relevant equation for determining the maximum ERP or EIRP from the measured RF output power is given in Equation as follows:

$$\mathbf{ERP\ or\ EIRP} = \mathbf{P_T} + \mathbf{G_T} - \mathbf{L_C}$$

where;

- $\mathbf{ERP\ or\ EIRP} =$ effective radiated power or equivalent isotropically radiated power(expressed in the same units as P_T.
- $\mathbf{P_T} =$ transmitter output power, in this report the unit express as dBm;
- $\mathbf{G_T} =$ gain of the transmitting antenna, in dBd(ERP) or dBi(EIRP);
- $\mathbf{L_C} =$ signal attenuation in the connecting cable between the transmitter and antenna, in dB.

Alternatively, the EIRP can be determined from Equation above and then converted to ERP based on the maximum antenna gain relationship by applying the following equation:

$$\mathbf{ERP} = \mathbf{EIRP} - \mathbf{2.15dB}$$

Note: The antenna gain information was provided by the client. The laboratory is not responsible for identifying its authenticity during the test.

©Copyright. All rights reserved by CTTL.

A.1.3.3 Limits and Measurement Results

LTE Band 2-EIRP

Limits: ≤33dBm(2W)

Bandwidth	RB size/offset	Frequency (MHz)	Conducted Power(dBm)			EIRP(dBm)(Gt-Lc =-2.5)		
			QPSK	16QAM	64QAM	QPSK	16QAM	64QAM
1.4MHz	1 RB high	1909.3	23.27	22.38	21.25	20.77	19.88	18.75
		1880	23.38	22.44	21.35	20.88	19.94	18.85
		1850.7	23.40	22.41	21.34	20.90	19.91	18.84
	1 RB low	1909.3	23.59	22.33	21.13	21.09	19.83	18.63
		1880	23.39	22.44	21.21	20.89	19.94	18.71
		1850.7	23.34	22.38	21.20	20.84	19.88	18.70
	50% RB mid	1909.3	23.26	22.54	21.43	20.76	20.04	18.93
		1880	23.43	22.56	21.22	20.93	20.06	18.72
		1850.7	23.44	22.56	21.46	20.94	20.06	18.96
	100% RB	1909.3	22.39	21.23	20.31	19.89	18.73	17.81
		1880	22.36	21.56	20.33	19.86	19.06	17.83
		1850.7	22.36	21.55	20.38	19.86	19.05	17.88
3MHz	1 RB high	1908.5	23.09	22.35	21.43	20.59	19.85	18.93
		1880	23.54	22.55	21.57	21.04	20.05	19.07
		1851.5	23.41	22.40	21.29	20.91	19.90	18.79
	1 RB low	1908.5	23.32	22.35	21.39	20.82	19.85	18.89
		1880	23.55	22.55	21.49	21.05	20.05	18.99
		1851.5	23.37	22.42	21.15	20.87	19.92	18.65
	50% RB mid	1908.5	22.32	21.41	20.39	19.82	18.91	17.89
		1880	22.42	21.45	20.50	19.92	18.95	18.00
		1851.5	22.52	21.53	20.46	20.02	19.03	17.96
	100% RB	1908.5	22.38	21.33	20.40	19.88	18.83	17.90
		1880	22.42	21.36	20.47	19.92	18.86	17.97
		1851.5	22.46	21.39	20.47	19.96	18.89	17.97
5MHz	1 RB high	1907.5	23.26	22.30	21.62	20.76	19.80	19.12
		1880	23.60	22.57	21.66	21.10	20.07	19.16
		1852.5	23.51	22.53	21.60	21.01	20.03	19.10
	1 RB low	1907.5	23.45	22.26	21.65	20.95	19.76	19.15
		1880	23.42	22.31	21.68	20.92	19.81	19.18
		1852.5	23.48	22.51	21.66	20.98	20.01	19.16
	50% RB mid	1907.5	22.44	21.57	20.41	19.94	19.07	17.91
		1880	22.45	21.62	20.42	19.95	19.12	17.92
		1852.5	22.45	21.63	20.40	19.95	19.13	17.90
	100% RB	1907.5	22.45	21.51	20.44	19.95	19.01	17.94
		1880	22.50	21.55	20.48	20.00	19.05	17.98
		1852.5	22.51	21.55	20.48	20.01	19.05	17.98

©Copyright. All rights reserved by CTTL.

10MHz	1 RB high	1905	23.25	22.54	21.51	20.75	20.04	19.01
		1880	23.48	22.63	21.59	20.98	20.13	19.09
		1855	23.52	22.44	21.74	21.02	19.94	19.24
	1 RB low	1905	23.47	22.59	21.47	20.97	20.09	18.97
		1880	23.55	22.70	21.55	21.05	20.20	19.05
		1855	23.46	22.60	22.08	20.96	20.10	19.58
	50% RB mid	1905	22.43	21.52	20.49	19.93	19.02	17.99
		1880	22.58	21.66	20.55	20.08	19.16	18.05
		1855	22.54	21.52	20.52	20.04	19.02	18.02
	100% RB	1905	22.42	21.44	20.41	19.92	18.94	17.91
		1880	22.60	21.63	20.49	20.10	19.13	17.99
		1855	22.49	21.51	20.47	19.99	19.01	17.97
15MHz	1 RB high	1902.5	23.37	22.68	21.50	20.87	20.18	19.00
		1880	23.48	22.74	21.54	20.98	20.24	19.04
		1857.5	23.52	22.51	21.59	21.02	20.01	19.09
	1 RB low	1902.5	23.49	22.63	21.46	20.99	20.13	18.96
		1880	23.54	22.67	21.50	21.04	20.17	19.00
		1857.5	23.48	22.44	21.55	20.98	19.94	19.05
	50% RB mid	1902.5	22.52	21.53	20.37	20.02	19.03	17.87
		1880	22.50	21.55	20.42	20.00	19.05	17.92
		1857.5	22.62	21.56	20.55	20.12	19.06	18.05
	100% RB	1902.5	22.53	21.56	20.43	20.03	19.06	17.93
		1880	22.53	21.55	20.51	20.03	19.05	18.01
		1857.5	22.60	21.62	20.52	20.10	19.12	18.02
20MHz	1 RB high	1900	23.12	22.81	21.74	20.62	20.31	19.24
		1880	23.67	22.49	21.81	21.17	19.99	19.31
		1860	23.68	22.47	21.80	21.18	19.97	19.30
	1 RB low	1900	23.54	22.76	21.89	21.04	20.26	19.39
		1880	23.65	22.47	21.91	21.15	19.97	19.41
		1860	23.62	22.45	21.93	21.12	19.95	19.43
	50% RB mid	1900	22.57	21.59	20.44	20.07	19.09	17.94
		1880	22.63	21.63	20.59	20.13	19.13	18.09
		1860	22.68	21.66	20.54	20.18	19.16	18.04
	100% RB	1900	22.59	21.58	20.47	20.09	19.08	17.97
		1880	22.61	21.60	20.60	20.11	19.10	18.10
		1860	22.63	21.62	20.51	20.13	19.12	18.01

©Copyright. All rights reserved by CTTL.

LTE Band 7-EIRP

Limits: ≤33dBm(2W)

Bandwidth	RB size/offset	Frequency (MHz)	Conducted Power(dBm)			EIRP(dBm)(Gt-Lc =0.3)		
			QPSK	16QAM	64QAM	QPSK	16QAM	64QAM
5MHz	1 RB high	2567.5	24.66	23.84	22.74	24.96	24.14	23.04
		2535	24.52	23.57	22.46	24.82	23.87	22.76
		2502.5	24.89	23.78	22.63	25.19	24.08	22.93
	1 RB low	2567.5	24.67	23.89	22.98	24.97	24.19	23.28
		2535	24.56	23.63	22.42	24.86	23.93	22.72
		2502.5	25.00	23.82	22.71	25.30	24.12	23.01
	50% RB mid	2567.5	23.82	22.86	21.79	24.12	23.16	22.09
		2535	23.57	22.65	21.52	23.87	22.95	21.82
		2502.5	23.93	22.94	21.91	24.23	23.24	22.21
	100% RB	2567.5	23.83	22.76	21.80	24.13	23.06	22.10
		2535	23.62	22.58	21.58	23.92	22.88	21.88
		2502.5	23.99	22.96	21.95	24.29	23.26	22.25
10MHz	1 RB high	2565	24.63	23.79	22.73	24.93	24.09	23.03
		2535	24.56	23.59	22.68	24.86	23.89	22.98
		2505	24.89	23.95	22.86	25.19	24.25	23.16
	1 RB low	2565	24.55	23.59	22.64	24.85	23.89	22.94
		2535	24.65	23.66	22.65	24.95	23.96	22.95
		2505	24.94	24.21	22.95	25.24	24.51	23.25
	50% RB mid	2565	23.86	22.86	21.87	24.16	23.16	22.17
		2535	23.65	22.74	21.71	23.95	23.04	22.01
		2505	23.90	22.97	21.98	24.20	23.27	22.28
	100% RB	2565	23.79	22.83	21.75	24.09	23.13	22.05
		2535	23.66	22.71	21.68	23.96	23.01	21.98
		2505	23.93	22.96	21.97	24.23	23.26	22.27
15MHz	1 RB high	2562.5	24.69	23.99	22.85	24.99	24.29	23.15
		2535	24.50	23.58	22.55	24.80	23.88	22.85
		2507.5	24.98	23.87	22.75	25.28	24.17	23.05
	1 RB low	2562.5	24.49	23.93	22.83	24.79	24.23	23.13
		2535	24.66	23.60	22.53	24.96	23.90	22.83
		2507.5	24.99	24.15	22.98	25.29	24.45	23.28
	50% RB mid	2562.5	23.72	22.61	21.72	24.02	22.91	22.02
		2535	23.52	22.59	21.64	23.82	22.89	21.94
		2507.5	23.98	23.00	21.96	24.28	23.30	22.26
	100% RB	2562.5	23.65	22.69	21.69	23.95	22.99	21.99
		2535	23.58	22.61	21.62	23.88	22.91	21.92
		2507.5	23.80	22.99	21.97	24.10	23.29	22.27
20MHz	1 RB high	2560	24.63	23.91	22.76	24.93	24.21	23.06

©Copyright. All rights reserved by CTTL.

		2535	24.69	23.93	22.80	24.99	24.23	23.10
		2510	24.87	23.77	22.70	25.17	24.07	23.00
	1 RB low	2560	24.58	23.70	22.84	24.88	24.00	23.14
		2535	24.64	23.82	22.57	24.94	24.12	22.87
		2510	24.95	23.70	22.72	25.25	24.00	23.02
	50% RB mid	2560	23.68	22.61	21.74	23.98	22.91	22.04
		2535	23.60	22.59	21.63	23.90	22.89	21.93
		2510	23.94	22.97	21.90	24.24	23.27	22.20
	100% RB	2560	22.18	21.20	20.17	22.48	21.50	20.47
		2535	22.09	21.10	20.08	22.39	21.40	20.38
		2510	22.13	21.17	20.11	22.43	21.47	20.41

©Copyright. All rights reserved by CTTL.

LTE Band 12-ERP

Limits: ≤34.77dBm(3W)

Bandwidth	RB size/offset	Frequency (MHz)	Conducted Power(dBm)			ERP(dBm)(Gt-Lc =-6.2)		
			QPSK	16QAM	64QAM	QPSK	16QAM	64QAM
1.4MHz	1 RB high	715.3	24.14	23.50	22.38	15.79	15.15	14.03
		707.5	23.97	23.53	22.42	15.62	15.18	14.07
		699.7	24.07	23.44	22.38	15.72	15.09	14.03
	1 RB low	715.3	23.98	23.49	22.38	15.63	15.14	14.03
		707.5	23.80	23.49	22.40	15.45	15.14	14.05
		699.7	24.34	23.73	22.62	15.99	15.38	14.27
	50% RB mid	715.3	24.04	23.21	22.23	15.69	14.86	13.88
		707.5	23.81	23.12	22.33	15.46	14.77	13.98
		699.7	24.19	23.32	22.49	15.84	14.97	14.14
	100% RB	715.3	23.17	22.30	21.10	14.82	13.95	12.75
		707.5	23.23	22.28	21.14	14.88	13.93	12.79
		699.7	23.43	22.43	21.35	15.08	14.08	13.00
3MHz	1 RB high	714.5	23.94	23.22	22.27	15.59	14.87	13.92
		707.5	24.21	23.36	22.40	15.86	15.01	14.05
		700.5	24.09	23.60	22.46	15.74	15.25	14.11
	1 RB low	714.5	24.05	23.32	22.30	15.70	14.97	13.95
		707.5	24.04	23.51	22.41	15.69	15.16	14.06
		700.5	24.32	23.77	22.64	15.97	15.42	14.29
	50% RB mid	714.5	23.18	22.26	21.18	14.83	13.91	12.83
		707.5	23.20	22.27	21.29	14.85	13.92	12.94
		700.5	23.27	22.37	21.31	14.92	14.02	12.96
	100% RB	714.5	23.12	22.15	21.08	14.77	13.80	12.73
		707.5	23.24	22.22	21.20	14.89	13.87	12.85
		700.5	23.30	22.32	21.21	14.95	13.97	12.86
5MHz	1 RB high	713.5	24.12	23.36	22.27	15.77	15.01	13.92
		707.5	24.15	23.50	22.42	15.80	15.15	14.07
		701.5	24.18	23.55	22.44	15.83	15.20	14.09
	1 RB low	713.5	24.10	23.54	22.33	15.75	15.19	13.98
		707.5	24.20	23.53	22.55	15.85	15.18	14.20
		701.5	24.39	23.76	22.60	16.04	15.41	14.25
	50% RB mid	713.5	23.18	22.25	21.22	14.83	13.90	12.87
		707.5	23.26	22.30	21.27	14.91	13.95	12.92
		701.5	23.34	22.34	21.32	14.99	13.99	12.97
	100% RB	713.5	23.22	22.17	21.20	14.87	13.82	12.85
		707.5	23.30	22.27	21.26	14.95	13.92	12.91
		701.5	23.29	22.30	21.29	14.94	13.95	12.94
10MHz	1 RB high	711	24.24	23.44	22.38	15.89	15.09	14.03

©Copyright. All rights reserved by CTTL.

		707.5	24.16	23.38	22.26	15.81	15.03	13.91
		704	24.00	23.53	22.41	15.65	15.18	14.06
	1 RB low	711	23.87	23.62	22.55	15.52	15.27	14.20
		707.5	24.26	23.67	22.53	15.91	15.32	14.18
		704	24.38	23.77	22.64	16.03	15.42	14.29
	50% RB mid	711	23.19	22.15	21.18	14.84	13.80	12.83
		707.5	23.25	22.24	21.23	14.90	13.89	12.88
		704	23.24	22.29	21.23	14.89	13.94	12.88
	100% RB	711	23.16	22.19	21.17	14.81	13.84	12.82
		707.5	23.33	22.28	21.25	14.98	13.93	12.90
		704	23.30	22.30	21.28	14.95	13.95	12.93

©Copyright. All rights reserved by CTTL.

LTE Band 13-ERP

Limits: ≤34.77dBm(3W)

Bandwidth	RB size/offset	Frequency (MHz)	Conducted Power(dBm)			ERP(dBm)(Gt-Lc =-7.7)		
			QPSK	16QAM	64QAM	QPSK	16QAM	64QAM
5MHz	1 RB high	784.5	24.54	23.52	22.53	14.69	13.67	12.68
		782	24.63	23.59	22.55	14.78	13.74	12.70
		779.5	24.59	23.65	22.57	14.74	13.80	12.72
	1 RB low	784.5	24.70	23.65	22.56	14.85	13.80	12.71
		782	24.64	23.52	22.64	14.79	13.67	12.79
		779.5	24.50	23.45	22.73	14.65	13.60	12.88
	50% RB mid	784.5	23.52	22.44	21.44	13.67	12.59	11.59
		782	23.50	22.37	21.44	13.65	12.52	11.59
		779.5	23.53	22.45	21.46	13.68	12.60	11.61
	100% RB	784.5	23.51	22.48	21.40	13.66	12.63	11.55
		782	23.52	22.43	21.40	13.67	12.58	11.55
		779.5	23.50	22.44	21.42	13.65	12.59	11.57
10MHz	1 RB high	782	24.70	23.69	22.55	14.85	13.84	12.70
	1 RB low	782	24.47	23.73	22.76	14.62	13.88	12.91
	50% RB mid	782	23.55	22.62	21.60	13.70	12.77	11.75
	100% RB	782	23.53	22.60	21.58	13.68	12.75	11.73

©Copyright. All rights reserved by CTTL.

LTE Band 26_part22(824MHz-849MHz)-ERP

Limits: ≤33dBm(2W)

Bandwidth	RB size/offset	Frequency (MHz)	Conducted Power(dBm)			ERP(dBm)(Gt-Lc =-6.7)		
			QPSK	16QAM	64QAM	QPSK	16QAM	64QAM
1.4MHz	1 RB high	848.3	23.99	23.01	22.21	15.14	14.16	13.36
		836.5	23.95	23.02	21.93	15.10	14.17	13.08
		824.7	23.95	22.97	22.63	15.10	14.12	13.78
	1 RB low	848.3	23.95	22.97	22.06	15.10	14.12	13.21
		836.5	23.96	22.98	21.80	15.11	14.13	12.95
		824.7	23.94	22.99	22.52	15.09	14.14	13.67
	50% RB mid	848.3	24.02	23.13	22.09	15.17	14.28	13.24
		836.5	24.05	23.15	22.32	15.20	14.30	13.47
		824.7	24.04	23.13	22.31	15.19	14.28	13.46
	100% RB	848.3	22.98	22.16	21.29	14.13	13.31	12.44
		836.5	22.99	22.18	21.13	14.14	13.33	12.28
		824.7	22.99	22.16	21.46	14.14	13.31	12.61
3MHz	1 RB high	847.5	23.96	22.99	22.13	15.11	14.14	13.28
		836.5	23.95	22.98	22.11	15.10	14.13	13.26
		825.5	23.94	22.96	22.12	15.09	14.11	13.27
	1 RB low	847.5	23.94	22.95	22.00	15.09	14.10	13.15
		836.5	23.96	23.01	22.02	15.11	14.16	13.17
		825.5	23.98	23.00	22.00	15.13	14.15	13.15
	50% RB mid	847.5	22.93	22.00	21.34	14.08	13.15	12.49
		836.5	23.00	22.02	21.42	14.15	13.17	12.57
		825.5	22.92	21.98	21.28	14.07	13.13	12.43
	100% RB	847.5	22.94	21.88	21.31	14.09	13.03	12.46
		836.5	22.99	21.92	21.35	14.14	13.07	12.50
		825.5	22.97	21.91	21.40	14.12	13.06	12.55
5MHz	1 RB high	846.5	24.10	23.14	22.51	15.25	14.29	13.66
		836.5	24.09	23.12	22.51	15.24	14.27	13.66
		826.5	24.11	23.17	22.55	15.26	14.32	13.70
	1 RB low	846.5	24.08	23.13	22.60	15.23	14.28	13.75
		836.5	24.09	23.14	22.56	15.24	14.29	13.71
		826.5	24.07	23.12	22.62	15.22	14.27	13.77
	50% RB mid	846.5	23.04	22.08	21.53	14.19	13.23	12.68
		836.5	23.05	22.12	21.55	14.20	13.27	12.70
		826.5	23.04	22.07	21.48	14.19	13.22	12.63
	100% RB	846.5	23.11	22.01	21.45	14.26	13.16	12.60
		836.5	23.09	22.04	21.46	14.24	13.19	12.61
		826.5	23.08	22.01	21.51	14.23	13.16	12.66
10MHz	1 RB high	844	24.37	23.92	22.07	15.52	15.07	13.22

©Copyright. All rights reserved by CTTL.

		836.5	24.34	23.34	22.26	15.49	14.49	13.41
		829	24.37	23.37	22.30	15.52	14.52	13.45
	1 RB low	844	24.36	23.88	21.93	15.51	15.03	13.08
		836.5	24.35	23.36	22.17	15.50	14.51	13.32
		829	24.31	23.31	22.18	15.46	14.46	13.33
	50% RB mid	844	23.33	22.38	21.48	14.48	13.53	12.63
		836.5	23.11	22.18	21.50	14.26	13.33	12.65
		829	23.11	22.13	21.50	14.26	13.28	12.65
	100% RB	844	23.37	22.38	21.43	14.52	13.53	12.58
		836.5	23.09	22.11	21.41	14.24	13.26	12.56
		829	23.10	22.13	21.46	14.25	13.28	12.61
15MHz	1 RB high	841.5	24.11	23.52	22.79	15.26	14.67	13.94
		836.5	24.32	23.74	22.75	15.47	14.89	13.90
		831.5	24.03	23.45	22.73	15.18	14.60	13.88
	1 RB low	841.5	24.11	23.50	22.72	15.26	14.65	13.87
		836.5	24.37	23.77	22.70	15.52	14.92	13.85
		831.5	24.03	23.45	22.67	15.18	14.60	13.82
	50% RB mid	841.5	23.07	22.06	21.40	14.22	13.21	12.55
		836.5	23.08	22.06	21.40	14.23	13.21	12.55
		831.5	23.14	22.03	21.45	14.29	13.18	12.60
	100% RB	841.5	23.07	22.09	21.39	14.22	13.24	12.54
		836.5	23.09	22.12	21.40	14.24	13.27	12.55
		831.5	23.13	22.12	21.46	14.28	13.27	12.61

©Copyright. All rights reserved by CTTL.

LTE Band 26(814MHz-824MHz)-ERP

Limits: ≤50dBm(100W)

Bandwidth	RB size/offset	Frequency (MHz)	Conducted Power(dBm)			ERP(dBm)(Gt-Lc =-6.7)		
			QPSK	16QAM	64QAM	QPSK	16QAM	64QAM
1.4MHz	1 RB high	823.3	23.98	23.02	21.97	15.13	14.17	13.12
		819	24.24	23.30	21.95	15.39	14.45	13.10
		814.7	24.22	23.28	22.36	15.37	14.43	13.51
	1 RB low	823.3	23.94	22.99	21.81	15.09	14.14	12.96
		819	24.23	23.28	21.82	15.38	14.43	12.97
		814.7	24.22	23.27	22.28	15.37	14.42	13.43
	50% RB mid	823.3	24.29	23.38	21.81	15.44	14.53	12.96
		819	24.05	23.16	22.31	15.20	14.31	13.46
		814.7	24.04	23.16	22.19	15.19	14.31	13.34
	100% RB	823.3	23.22	22.42	21.07	14.37	13.57	12.22
		819	22.98	22.17	21.20	14.13	13.32	12.35
		814.7	23.00	22.17	21.32	14.15	13.32	12.47
3MHz	1 RB high	822.5	23.98	22.99	21.89	15.13	14.14	13.04
		819	24.20	23.24	22.12	15.35	14.39	13.27
		815.5	23.95	22.98	21.88	15.10	14.13	13.03
	1 RB low	822.5	23.93	22.97	21.75	15.08	14.12	12.90
		819	24.20	23.25	22.01	15.35	14.40	13.16
		815.5	23.98	23.01	21.75	15.13	14.16	12.90
	50% RB mid	822.5	22.92	22.01	21.39	14.07	13.16	12.54
		819	22.99	22.01	21.42	14.14	13.16	12.57
		815.5	22.94	21.99	21.33	14.09	13.14	12.48
	100% RB	822.5	22.97	21.93	21.37	14.12	13.08	12.52
		819	22.96	21.91	21.36	14.11	13.06	12.51
		815.5	22.97	21.92	21.39	14.12	13.07	12.54
5MHz	1 RB high	821.5	24.35	23.41	22.27	15.50	14.56	13.42
		819	24.07	23.11	22.50	15.22	14.26	13.65
		816.5	24.39	23.40	22.29	15.54	14.55	13.44
	1 RB low	821.5	24.32	23.37	22.31	15.47	14.52	13.46
		819	24.05	23.07	22.52	15.20	14.22	13.67
		816.5	24.39	23.42	22.32	15.54	14.57	13.47
	50% RB mid	821.5	23.32	22.37	21.55	14.47	13.52	12.70
		819	23.29	22.39	21.58	14.44	13.54	12.73
		816.5	23.30	22.35	21.53	14.45	13.50	12.68
	100% RB	821.5	23.36	22.30	21.49	14.51	13.45	12.64
		819	23.35	22.28	21.48	14.50	13.43	12.63
		816.5	23.37	22.30	21.52	14.52	13.45	12.67
10MHz	1 RB high	819	24.39	23.38	22.32	15.54	14.53	13.47

©Copyright. All rights reserved by CTTL.

	1 RB low	819	24.34	23.36	22.18	15.49	14.51	13.33
	50% RB mid	819	23.35	22.41	21.48	14.50	13.56	12.63
	100% RB	819	23.36	22.36	21.41	14.51	13.51	12.56

©Copyright. All rights reserved by CTTL.

LTE Band 41-EIRP

Limits: ≤33dBm(2W)

Bandwidth	RB size/offset	Frequency (MHz)	Conducted Power(dBm)			EIRP(dBm)(Gt-Lc =-0.4)		
			QPSK	16QAM	64QAM	QPSK	16QAM	64QAM
5MHz	1 RB high	2687.5	24.80	23.81	22.90	24.40	23.41	22.50
		2593	24.89	23.78	22.74	24.49	23.38	22.34
		2498.5	24.78	23.66	22.87	24.38	23.26	22.47
	1 RB low	2687.5	24.80	23.87	22.82	24.40	23.47	22.42
		2593	24.83	23.69	22.75	24.43	23.29	22.35
		2498.5	24.79	23.65	22.85	24.39	23.25	22.45
	50% RB mid	2687.5	23.82	22.91	21.93	23.42	22.51	21.53
		2593	23.68	22.80	21.78	23.28	22.40	21.38
		2498.5	23.67	22.80	21.69	23.27	22.40	21.29
	100% RB	2687.5	23.85	22.83	21.81	23.45	22.43	21.41
		2593	23.73	22.73	21.69	23.33	22.33	21.29
		2498.5	23.73	22.73	21.72	23.33	22.33	21.32
10MHz	1 RB high	2685	24.83	23.95	22.64	24.43	23.55	22.24
		2593	24.77	23.93	22.80	24.37	23.53	22.40
		2501	24.76	23.96	22.70	24.36	23.56	22.30
	1 RB low	2685	24.87	23.98	22.69	24.47	23.58	22.29
		2593	24.72	23.86	22.90	24.32	23.46	22.50
		2501	24.72	23.90	22.55	24.32	23.50	22.15
	50% RB mid	2685	23.89	22.85	21.87	23.49	22.45	21.47
		2593	23.74	22.68	21.77	23.34	22.28	21.37
		2501	23.77	22.76	21.73	23.37	22.36	21.33
	100% RB	2685	23.83	22.91	21.88	23.43	22.51	21.48
		2593	23.73	22.75	21.72	23.33	22.35	21.32
		2501	23.76	22.81	21.78	23.36	22.41	21.38
15MHz	1 RB high	2682.5	24.76	23.93	22.67	24.36	23.53	22.27
		2593	24.70	23.84	22.97	24.30	23.44	22.57
		2503.5	24.70	23.86	22.60	24.30	23.46	22.20
	1 RB low	2682.5	24.85	23.99	22.68	24.45	23.59	22.28
		2593	24.62	23.78	22.97	24.22	23.38	22.57
		2503.5	24.64	23.78	22.47	24.24	23.38	22.07
	50% RB mid	2682.5	23.74	22.80	21.78	23.34	22.40	21.38
		2593	23.64	22.62	21.70	23.24	22.22	21.30
		2503.5	23.63	22.68	21.66	23.23	22.28	21.26
	100% RB	2682.5	23.76	22.78	21.83	23.36	22.38	21.43
		2593	23.62	22.64	21.69	23.22	22.24	21.29
		2503.5	23.64	22.67	21.72	23.24	22.27	21.32
20MHz	1 RB high	2680	24.94	23.93	22.70	24.54	23.53	22.30

©Copyright. All rights reserved by CTTL.

		2593	24.86	23.96	22.62	24.46	23.56	22.22
		2506	24.81	23.85	22.98	24.41	23.45	22.58
	1 RB low	2680	24.96	23.95	22.68	24.56	23.55	22.28
		2593	24.76	23.91	22.63	24.36	23.51	22.23
		2506	24.77	23.96	23.17	24.37	23.56	22.77
	50% RB mid	2680	23.83	22.83	21.88	23.43	22.43	21.48
		2593	23.70	22.70	21.73	23.30	22.30	21.33
		2506	23.67	22.68	21.77	23.27	22.28	21.37
	100% RB	2680	23.83	22.82	21.84	23.43	22.42	21.44
		2593	23.62	22.62	21.68	23.22	22.22	21.28
		2506	23.65	22.67	21.72	23.25	22.27	21.32

©Copyright. All rights reserved by CTTL.

LTE Band 66-EIRP

Limits: ≤30dBm(1W)

Bandwidth	RB size/offset	Frequency (MHz)	Conducted Power(dBm)			EIRP(dBm)(Gt-Lc =-3.5)		
			QPSK	16QAM	64QAM	QPSK	16QAM	64QAM
1.4MHz	1 RB high	1779.3	24.35	23.40	22.30	20.85	19.90	18.80
		1745	24.47	23.51	22.42	20.97	20.01	18.92
		1710.7	24.37	23.47	22.02	20.87	19.97	18.52
	1 RB low	1779.3	24.34	23.40	22.19	20.84	19.90	18.69
		1745	24.46	23.49	22.27	20.96	19.99	18.77
		1710.7	24.39	23.49	21.93	20.89	19.99	18.43
	50% RB mid	1779.3	24.43	23.54	22.25	20.93	20.04	18.75
		1745	24.50	23.63	21.49	21.00	20.13	17.99
		1710.7	24.54	23.66	21.91	21.04	20.16	18.41
	100% RB	1779.3	23.35	22.55	21.33	19.85	19.05	17.83
		1745	23.47	22.66	20.60	19.97	19.16	17.10
		1710.7	23.48	22.69	20.69	19.98	19.19	17.19
3MHz	1 RB high	1778.5	24.33	23.37	22.28	20.83	19.87	18.78
		1745	24.41	23.44	22.33	20.91	19.94	18.83
		1711.5	24.46	23.51	22.38	20.96	20.01	18.88
	1 RB low	1778.5	24.35	23.41	22.15	20.85	19.91	18.65
		1745	24.45	23.49	22.19	20.95	19.99	18.69
		1711.5	24.46	23.52	22.27	20.96	20.02	18.77
	50% RB mid	1778.5	23.33	22.38	21.42	19.83	18.88	17.92
		1745	23.44	22.51	21.48	19.94	19.01	17.98
		1711.5	23.51	22.55	21.46	20.01	19.05	17.96
	100% RB	1778.5	23.35	22.32	21.39	19.85	18.82	17.89
		1745	23.50	22.46	21.48	20.00	18.96	17.98
		1711.5	23.50	22.49	21.50	20.00	18.99	18.00
5MHz	1 RB high	1777.5	24.47	23.48	22.62	20.97	19.98	19.12
		1745	24.53	23.55	22.62	21.03	20.05	19.12
		1712.5	24.58	23.59	22.68	21.08	20.09	19.18
	1 RB low	1777.5	24.48	23.53	22.68	20.98	20.03	19.18
		1745	24.52	23.57	22.71	21.02	20.07	19.21
		1712.5	24.55	23.58	22.78	21.05	20.08	19.28
	50% RB mid	1777.5	23.42	22.49	21.58	19.92	18.99	18.08
		1745	23.48	22.56	21.61	19.98	19.06	18.11
		1712.5	23.53	22.62	21.61	20.03	19.12	18.11
	100% RB	1777.5	23.48	22.41	21.50	19.98	18.91	18.00
		1745	23.54	22.48	21.56	20.04	18.98	18.06
		1712.5	23.58	22.53	21.61	20.08	19.03	18.11
10MHz	1 RB high	1775	24.40	23.44	22.35	20.90	19.94	18.85

©Copyright. All rights reserved by CTTL.

		1745	24.47	23.49	22.36	20.97	19.99	18.86
		1715	24.53	23.55	22.46	21.03	20.05	18.96
	1 RB low	1775	24.39	23.43	22.23	20.89	19.93	18.73
		1745	24.51	23.52	22.28	21.01	20.02	18.78
		1715	24.52	23.57	22.35	21.02	20.07	18.85
	50% RB mid	1775	23.45	22.54	21.51	19.95	19.04	18.01
		1745	23.53	22.60	21.57	20.03	19.10	18.07
		1715	23.54	22.59	21.63	20.04	19.09	18.13
	100% RB	1775	23.48	22.49	21.47	19.98	18.99	17.97
		1745	23.53	22.55	21.51	20.03	19.05	18.01
		1715	23.57	22.59	21.58	20.07	19.09	18.08
15MHz	1 RB high	1772.5	24.41	23.80	22.86	20.91	20.30	19.36
		1745	24.45	23.85	22.84	20.95	20.35	19.34
		1717.5	24.58	23.96	22.96	21.08	20.46	19.46
	1 RB low	1772.5	24.49	23.86	22.79	20.99	20.36	19.29
		1745	24.51	23.90	22.78	21.01	20.40	19.28
		1717.5	24.54	23.91	22.90	21.04	20.41	19.40
	50% RB mid	1772.5	23.46	22.47	21.46	19.96	18.97	17.96
		1745	23.53	22.51	21.50	20.03	19.01	18.00
		1717.5	23.53	22.53	21.59	20.03	19.03	18.09
	100% RB	1772.5	23.51	22.50	21.51	20.01	19.00	18.01
		1745	23.53	22.53	21.54	20.03	19.03	18.04
		1717.5	23.55	22.58	21.58	20.05	19.08	18.08
20MHz	1 RB high	1770	24.44	23.88	22.36	20.94	20.38	18.86
		1745	24.50	23.65	22.35	21.00	20.15	18.85
		1720	24.55	23.85	22.44	21.05	20.35	18.94
	1 RB low	1770	24.34	23.67	22.69	20.84	20.17	19.19
		1745	24.49	23.84	22.71	20.99	20.34	19.21
		1720	24.52	23.70	22.78	21.02	20.20	19.28
	50% RB mid	1770	23.50	22.51	21.52	20.00	19.01	18.02
		1745	23.58	22.57	21.57	20.08	19.07	18.07
		1720	23.58	22.56	21.58	20.08	19.06	18.08
	100% RB	1770	23.51	22.51	21.53	20.01	19.01	18.03
		1745	23.59	22.59	21.57	20.09	19.09	18.07
		1720	23.60	22.59	21.61	20.10	19.09	18.11

©Copyright. All rights reserved by CTTL.

CA 41C-EIRP

Limits: ≤33dBm(2W)

Bandwidth	Frequency (MHz)	Frequency (MHz)	Modulation	PCC RB		SCC RB		Conducted Power(dBm)	EIRP(dBm) (MAX Gt - Lc = -0.4)
				Size	Offset	Size	Offset		
5MHz/20MHz	2583.8	2595.5	QPSK	1	24	1	0	24.62	24.22
			QPSK	25	0	100	0	22.72	22.32
			16QAM	1	24	1	0	23.67	23.27
			16QAM	25	0	100	0	21.77	21.37
			64QAM	1	24	1	0	21.57	21.17
			64QAM	25	0	100	0	21.76	21.36
10MHz/15MHz	2585.9	2597.9	QPSK	1	49	1	0	24.68	24.28
			QPSK	50	0	75	0	22.75	22.35
			16QAM	1	49	1	0	23.72	23.32
			16QAM	50	0	75	0	21.78	21.38
			64QAM	1	49	1	0	21.48	21.08
			64QAM	50	0	75	0	21.78	21.38
10MHz/20MHz	2583.6	2598	QPSK	1	49	1	0	24.75	24.35
			QPSK	50	0	100	0	22.76	22.36
			16QAM	1	49	1	0	23.82	23.42
			16QAM	50	0	100	0	21.81	21.41
			64QAM	1	49	1	0	21.53	21.13
			64QAM	50	0	100	0	21.79	21.39
15MHz/10MHz	2588.1	2600.1	QPSK	1	74	1	0	24.78	24.38
			QPSK	75	0	50	0	22.69	22.29
			16QAM	1	74	1	0	23.47	23.07
			16QAM	75	0	50	0	21.74	21.34
			64QAM	1	74	1	0	21.54	21.14
			64QAM	75	0	50	0	21.75	21.35
15MHz/15MHz	2585.5	2600.5	QPSK	1	74	1	0	24.85	24.45
			QPSK	75	0	75	0	22.76	22.36
			16QAM	1	74	1	0	23.81	23.41
			16QAM	75	0	75	0	21.77	21.37
			64QAM	1	74	1	0	21.58	21.18
			64QAM	75	0	75	0	21.78	21.38
15MHz/20MHz	2583.3	2600.4	QPSK	1	74	1	0	24.87	24.47
			QPSK	75	0	100	0	22.78	22.38
			16QAM	1	74	1	0	23.79	23.39
			16QAM	75	0	100	0	21.80	21.40
			64QAM	1	74	1	0	21.57	21.17
			64QAM	75	0	100	0	21.80	21.40
20MHz/5MHz	2590.5	2602.2	QPSK	1	99	1	0	24.72	24.32

©Copyright. All rights reserved by CTTL.

			QPSK	100	0	25	0	22.80	22.40
			16QAM	1	99	1	0	23.63	23.23
			16QAM	100	0	25	0	21.84	21.44
			64QAM	1	99	1	0	21.91	21.51
			64QAM	100	0	25	0	21.80	21.40
20MHz/10MHz	2588.1	2602.5	QPSK	1	99	1	0	24.78	24.38
			QPSK	100	0	50	0	22.77	22.37
			16QAM	1	99	1	0	23.67	23.27
			16QAM	100	0	50	0	21.84	21.44
			64QAM	1	99	1	0	21.67	21.27
			64QAM	100	0	50	0	21.81	21.41
20MHz/15MHz	2585.6	2602.7	QPSK	1	99	1	0	24.81	24.41
			QPSK	100	0	75	0	22.74	22.34
			16QAM	1	99	1	0	23.65	23.25
			16QAM	100	0	75	0	21.74	21.34
			64QAM	1	99	1	0	21.95	21.55
			64QAM	100	0	75	0	21.84	21.44
20MHz/20MHz	2583.1	2602.9	QPSK	1	99	1	0	24.86	24.46
			QPSK	100	0	100	0	22.83	22.43
			16QAM	1	99	1	0	23.80	23.40
			16QAM	100	0	100	0	21.83	21.43
			64QAM	1	99	1	0	22.05	21.65
			64QAM	100	0	100	0	21.84	21.44

©Copyright. All rights reserved by CTTL.

CA 66B-EIRP

Limits: ≤30dBm(1W)

Bandwidth	Frequency (MHz)	Frequency (MHz)	Modulation	PCC RB		SCC RB		Conducted Power(dBm)	EIRP(dBm) (MAX Gt - Lc = -3.5)
				Size	Offset	Size	Offset		
5MHz/5MHz	1752.6	1757.4	QPSK	1	24	1	0	24.47	20.97
			QPSK	25	0	25	0	22.54	19.04
			16QAM	1	24	1	0	23.53	20.03
			16QAM	25	0	25	0	21.54	18.04
			64QAM	1	24	1	0	21.48	17.98
			64QAM	25	0	25	0	21.52	18.02
5MHz/10MHz	1750.3	1757.5	QPSK	1	24	1	0	24.54	21.04
			QPSK	25	0	50	0	22.55	19.05
			16QAM	1	24	1	0	23.63	20.13
			16QAM	25	0	50	0	21.58	18.08
			64QAM	1	24	1	0	21.56	18.06
			64QAM	25	0	50	0	21.56	18.06
5MHz/15MHz	1748.1	1757.4	QPSK	1	24	1	0	24.67	21.17
			QPSK	25	0	75	0	22.58	19.08
			16QAM	1	24	1	0	23.71	20.21
			16QAM	25	0	75	0	21.58	18.08
			64QAM	1	24	1	0	21.68	18.18
			64QAM	25	0	75	0	21.58	18.08
10MHz/5MHz	1752.5	1759.7	QPSK	1	49	1	0	24.54	21.04
			QPSK	50	0	25	0	22.59	19.09
			16QAM	1	49	1	0	23.38	19.88
			16QAM	50	0	25	0	21.55	18.05
			64QAM	1	49	1	0	21.42	17.92
			64QAM	50	0	25	0	21.59	18.09
10MHz/10MHz	1750.1	1760	QPSK	1	49	1	0	24.57	21.07
			QPSK	50	0	50	0	22.63	19.13
			16QAM	1	49	1	0	23.61	20.11
			16QAM	50	0	50	0	21.67	18.17
			64QAM	1	49	1	0	21.43	17.93
			64QAM	50	0	50	0	21.62	18.12
15MHz/5MHz	1752.6	1761.9	QPSK	1	74	1	0	24.45	20.95
			QPSK	75	0	25	0	22.60	19.10
			16QAM	1	74	1	0	23.49	19.99
			16QAM	75	0	25	0	21.57	18.07
			64QAM	1	74	1	0	21.56	18.06
			64QAM	75	0	25	0	21.66	18.16

©Copyright. All rights reserved by CTTL.

CA 66C-EIRP

Limits: ≤30dBm(1W)

Bandwidth	Frequency (MHz)	Frequency (MHz)	Modulation	PCC RB		SCC RB		Conducted Power(dBm)	EIRP(dBm) (MAX Gt - Lc = -3.5)
				Size	Offset	Size	Offset		
5MHz/20MHz	1745.8	1757.5	QPSK	1	24	1	0	24.60	21.10
			QPSK	25	0	100	0	22.58	19.08
			16QAM	1	24	1	0	23.63	20.13
			16QAM	25	0	100	0	21.57	18.07
			64QAM	1	24	1	0	21.55	18.05
			64QAM	25	0	100	0	21.58	18.08
10MHz/15MHz	1747.9	1759.9	QPSK	1	49	1	0	24.62	21.12
			QPSK	50	0	75	0	22.58	19.08
			16QAM	1	49	1	0	23.68	20.18
			16QAM	50	0	75	0	21.57	18.07
			64QAM	1	49	1	0	21.45	17.95
			64QAM	50	0	75	0	21.56	18.06
10MHz/20MHz	1745.6	1760	QPSK	1	49	1	0	24.64	21.14
			QPSK	50	0	100	0	22.63	19.13
			16QAM	1	49	1	0	23.75	20.25
			16QAM	50	0	100	0	21.58	18.08
			64QAM	1	49	1	0	21.44	17.94
			64QAM	50	0	100	0	21.60	18.10
15MHz/10MHz	1750.1	1762.1	QPSK	1	74	1	0	24.52	21.02
			QPSK	75	0	50	0	22.57	19.07
			16QAM	1	74	1	0	23.32	19.82
			16QAM	75	0	50	0	21.57	18.07
			64QAM	1	74	1	0	21.58	18.08
			64QAM	75	0	50	0	21.55	18.05
15MHz/15MHz	1747.5	1762.5	QPSK	1	74	1	0	24.57	21.07
			QPSK	75	0	75	0	22.60	19.10
			16QAM	1	74	1	0	23.35	19.85
			16QAM	75	0	75	0	21.62	18.12
			64QAM	1	74	1	0	21.61	18.11
			64QAM	75	0	75	0	21.58	18.08
15MHz/20MHz	1745.3	1762.4	QPSK	1	74	1	0	24.65	21.15
			QPSK	75	0	100	0	22.59	19.09
			16QAM	1	74	1	0	23.66	20.16
			16QAM	75	0	100	0	21.58	18.08
			64QAM	1	74	1	0	21.41	17.91
			64QAM	75	0	100	0	21.55	18.05
20MHz/5MHz	1752.5	1764.2	QPSK	1	99	1	0	24.47	20.97

©Copyright. All rights reserved by CTTL.

			QPSK	100	0	25	0	22.55	19.05
			16QAM	1	99	1	0	23.29	19.79
			16QAM	100	0	25	0	21.58	18.08
			64QAM	1	99	1	0	21.41	17.91
			64QAM	100	0	25	0	21.51	18.01
20MHz/10MHz	1750.1	1764.5	QPSK	1	99	1	0	24.54	21.04
			QPSK	100	0	50	0	22.57	19.07
			16QAM	1	99	1	0	23.53	20.03
			16QAM	100	0	50	0	21.58	18.08
			64QAM	1	99	1	0	21.58	18.08
			64QAM	100	0	50	0	21.63	18.13
20MHz/15MHz	1747.6	1764.7	QPSK	1	99	1	0	24.63	21.13
			QPSK	100	0	75	0	22.61	19.11
			16QAM	1	99	1	0	23.60	20.10
			16QAM	100	0	75	0	21.57	18.07
			64QAM	1	99	1	0	21.72	18.22
			64QAM	100	0	75	0	21.60	18.10
20MHz/20MHz	1745.1	1764.9	QPSK	1	99	1	0	24.64	21.14
			QPSK	100	0	100	0	22.59	19.09
			16QAM	1	99	1	0	23.69	20.19
			16QAM	100	0	100	0	21.58	18.08
			64QAM	1	99	1	0	21.69	18.19
			64QAM	100	0	100	0	21.65	18.15

©Copyright. All rights reserved by CTTL.

A.2 Emission Limit

A.2.1 Measurement Method

The measurement procedures in TIA-603E-2016 are used.

The spectrum was scanned from 30 MHz to the 10th harmonic of the highest frequency generated within the equipment, which is the transmitted carrier. The resolution bandwidth is set 1MHz. The spectrum was scanned with the mobile station transmitting at carrier frequencies that pertain to low, mid and high channels of each LTE Band.

The procedure of radiated spurious emissions is as follows:

For measurements performed at frequencies less than or equal to 1 GHz, the EUT was placed on a 80cm-high non-conductive support; For measurements performed at frequencies above 1GHz,EUT was placed on a 1.5-meter-high non-conductive support. A measurement antenna was placed on the antenna mast 3 meters from the EUT for emission measurements. In the initial test, the height of the measurement antenna was varied from 1 m to 4 m for the relative positioning that produces the maximum radiated signal level. The test setup refers to figure below. Detected emissions were maximized at each frequency by rotating the EUT through 360° and adjusting the receiving antenna polarization. The radiated emission measurements of all non-harmonic and harmonics of the transmit frequency through the 10th harmonic were measured with peak detector.

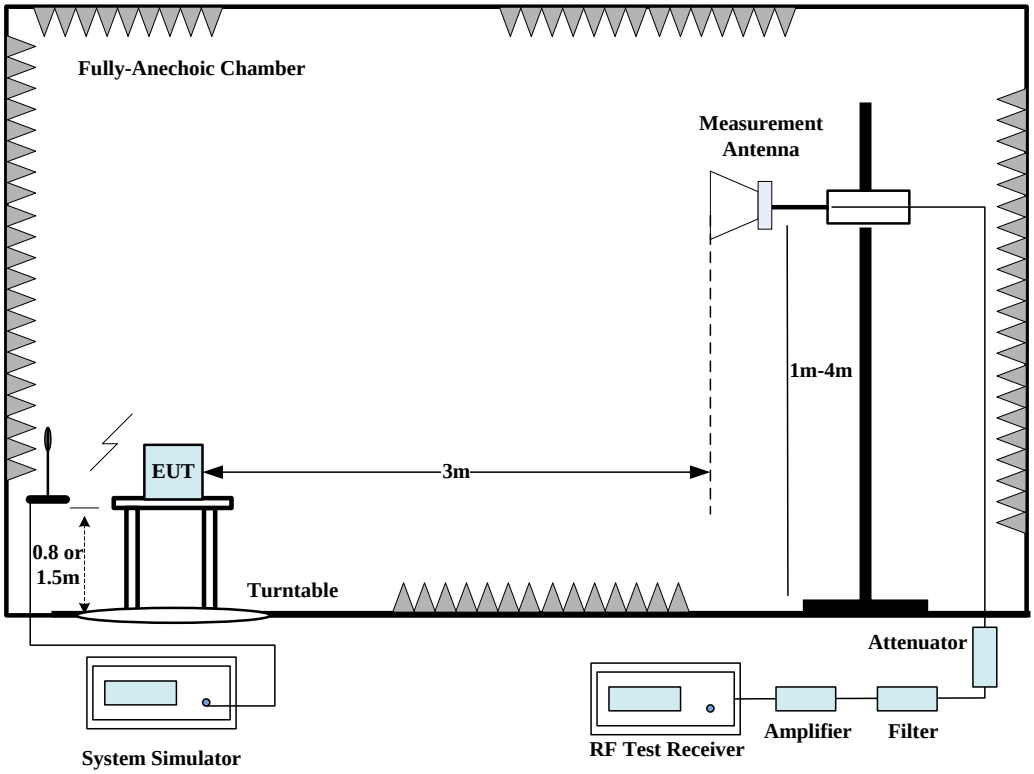

1. The EUT is then put into continuously transmitting mode at its maximum power level during the test. And the maximum value of the receiver should be recorded as (Pr).
2. The EUT shall be replaced by a substitution antenna. The test setup refers to figure below.

©Copyright. All rights reserved by CTTL.

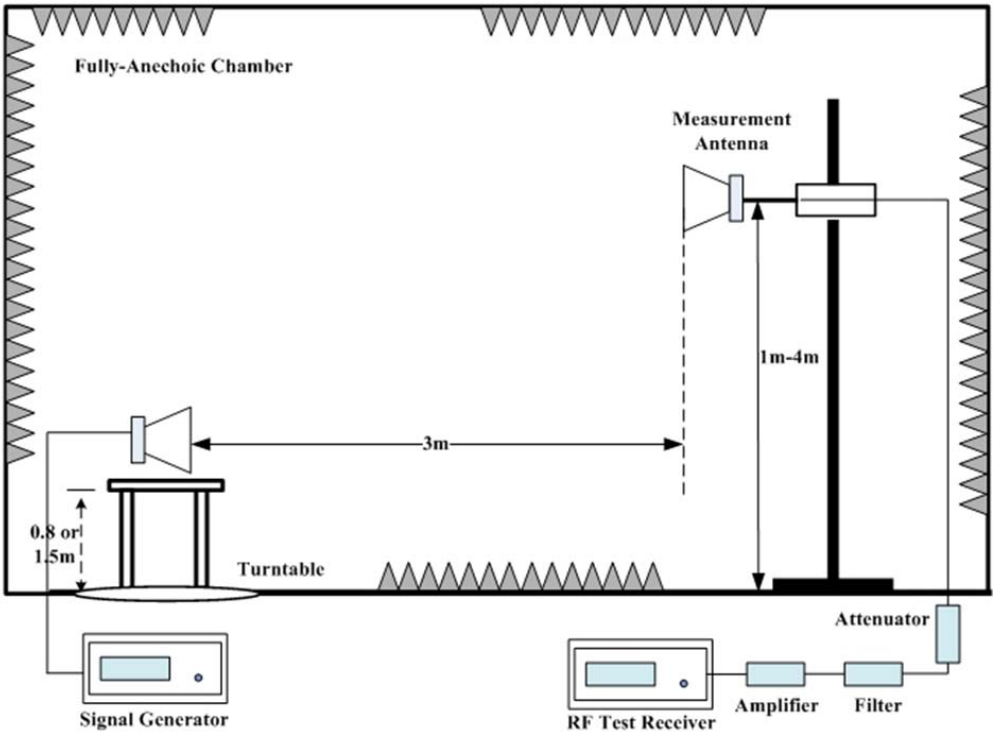

In the chamber, a substitution antenna for the frequency band of interest is placed at the reference point of the chamber. An RF Signal source for the frequency band of interest is connected to the substitution antenna with a cable that has been constructed to not interfere with the radiation pattern of the antenna. The height of measurement antenna varied between 1 m to 4 m to maximize the received signal amplitude for each emission that was detected and measured in the initial test. A power (P_{Mea}) is applied to the input of the substitution antenna and adjusts the level of the signal generator output until the value of the receiver reach the previously recorded (P_r). The power of signal source (P_{Mea}) is recorded. The test was performed with the measurement antenna in both vertical and horizontal polarization.

3. The Path loss (P_{pl}) between the Signal Source and the Substitution Antenna and the Substitution Antenna Gain (G_a) were recorded after test.A amplifier was connected in for the test. The Path loss (P_{pl}) is the summation of the cable loss and the gain of the amplifier.
4. The measurement results are obtained as described below:

$$\text{Power (EIRP)} = P_{Mea} - P_{pl} + G_a$$

This value is EIRP since the measurement is calibrated using an antenna of known gain (2.15 dBi) and known input power.ERP can be calculated from EIRP by subtracting the gain of the dipole, ERP = EIRP -2.15dBi.

A.2.2 Measurement Limit

FDD Band 2: Part 24.238 specify that the power of any emission outside of the authorized operating frequency ranges must be attenuated below the transmitting power (P) by a factor of at least 43 + 10 log(P) dB.

FDD Band 12/13: Part 27.53(g) states for operations in the 600 MHz band and the 698–746 MHz band, the power of any emission outside a licensee's frequency band(s) of operation shall be attenuated below the transmitter power (P) within the licensed band(s) of operation, measured in

©Copyright. All rights reserved by CTTL.

watts, by at least 43 + 10 log (P) dB. Compliance with this provision is based on the use of measurement instrumentation employing a resolution bandwidth of 100 kilohertz or greater. However, in the 100 kilohertz bands immediately outside and adjacent to a licensee's frequency block, a resolution bandwidth of at least 30 kHz may be employed.

LTE Band 26(814MHz~824MHz): Part 90.691 states that out-of-band emission requirement shall apply only to the ''outer'' channels included in an EA license and to spectrum adjacent to interior channels used by incumbent licensees. The emission limits are as follows: For any frequency removed from the EA licensee's frequency block by up to and including 37.5 kHz, the power of any emission shall be attenuated below the transmitter power (P) in watts by at least 116Log10(f/6.1) decibels or 50 + 10 Log10(P) decibels or 80 decibels, whichever is the lesser attenuation, where f is the frequency removed from the center of the outer channel in the block in kilohertz and where f is greater than 12.5 kHz. For any frequency removed from the EA licensee's frequency block greater than 37.5 kHz, the power of any emission shall be attenuated below the transmitter power (P) in watts by at least 43 + 10Log10(P) decibels or 80 decibels, whichever is the lesser attenuation, where f is the frequency removed from the center of the outer channel in the block in kilohertz and where f is greater than 37.5 kHz.

FDD Band 26(824MHz~849MHz): Part 22.917 specify that the power of any emission outside of the authorized operating frequency ranges must be attenuated below the transmitting power (P) by a factor of at least 43 + 10 log(P) dB.

FDD Band 7/TDD Band 41: Part 27.53(m) specifies for mobile digital stations, the attenuation factor shall be not less than 40 + 10 log (P) dB on all frequencies between the channel edge and 5 megahertz from the channel edge, 43 + 10 log (P) dB on all frequencies between 5 megahertz and X megahertz from the channel edge, and 55 + 10 log (P) dB on all frequencies more than X megahertz from the channel edge, where X is the greater of 6 megahertz or the actual emission bandwidth as defined in paragraph (m)(6) of this section. In addition, the attenuation factor shall not be less that 43 + 10 log (P) dB on all frequencies between 2490.5 MHz and 2496 MHz and 55 + 10 log (P) dB at or below 2490.5 MHz. Mobile Satellite Service licensees operating on frequencies below 2495 MHz may also submit a documented interference complaint against BRS licensees operating on channel BRS Channel 1 on the same terms and conditions as adjacent channel BRS or EBS licensees.

FDD Band 66: Part 27.53(h) specify that the power of any emission outside of the authorized operating frequency ranges must be attenuated below the transmitting power (P) by a factor of at least 43 + 10 log(P) dB.

A.2.3 Measurement Results

Radiated emissions measurements were made only at the upper, middle, and lower carrier frequencies of each LTE Band. It was decided that measurements at these three carrier frequencies would be sufficient to demonstrate compliance with emissions limits because it was seen that all the significant spurs occur well outside the band and no radiation was seen from a carrier in one block of each LTE Band into any of the other blocks. The equipment must still, however, meet emissions requirements with the carrier at all frequencies over which it is capable of operating and it is the manufacturer's responsibility to verify this. The range of evaluated frequency is from 30MHz to 26GHz.

©Copyright. All rights reserved by CTTL.

Note 1: All CA UL combination bands have been tested, only the worst cases are reported.
Note 2: Both of Vertical and Horizontal polarizations are evaluated, but only the worst case is recorded in this report.

A.2.4 Measurement Results Table

Frequency	Channel	Frequency Range	Result
LTE Bands	Low	9kHz-26GHz	Pass
	Middle	9kHz-26GHz	Pass
	High	9kHz-26GHz	Pass

A.2.5 Sweep Table

Subrange	RBW	VBW
9~150 kHz	0.2kHz	0.6kHz
150kHz~30MHz	9kHz	27kHz
30MHz~1 GHz	100KHz	300KHz
1~20 GHz	1 MHz	3 MHz

©Copyright. All rights reserved by CTTL.

A.2.6 Measurement Result

LTE Band 7, 5MHz,CH20775,QPSK

Frequency (MHz)	SG (dBm)	CableLoss (dB)	AntennaGain (dBi)	Peak EIRP (dBm)	Limit (dBm)	Margin (dB)	Polarization
5005.00	-56.09	5.15	11.33	-49.91	-25.00	24.91	H
7508.00	-42.29	7.70	10.22	-39.77	-25.00	14.77	H
10012.00	-46.33	9.35	11.79	-43.89	-25.00	18.89	H
12506.50	-40.87	12.36	13.58	-39.65	-25.00	14.65	V
15026.50	-36.37	14.73	14.68	-36.42	-25.00	11.42	H
17510.00	-28.16	19.71	13.11	-34.76	-25.00	9.76	H

LTE Band 7, 5MHz,CH21100,QPSK

Frequency (MHz)	SG (dBm)	CableLoss (dB)	AntennaGain (dBi)	Peak EIRP (dBm)	Limit (dBm)	Margin (dB)	Polarization
5070.50	-57.24	5.30	11.60	-50.94	-25.00	25.94	H
7605.50	-42.99	7.58	10.31	-40.26	-25.00	15.26	V
10146.50	-44.90	9.72	11.79	-42.83	-25.00	17.83	V
12666.50	-41.99	11.65	13.17	-40.47	-25.00	15.47	H
15196.00	-39.83	15.14	15.00	-39.97	-25.00	14.97	H
17741.00	-30.22	19.56	13.44	-36.34	-25.00	11.34	H

LTE Band 7, 5MHz,CH21425,QPSK

Frequency (MHz)	SG (dBm)	CableLoss (dB)	AntennaGain (dBi)	Peak EIRP (dBm)	Limit (dBm)	Margin (dB)	Polarization
5135.50	-55.23	5.55	11.60	-49.18	-25.00	24.18	H
7702.50	-45.78	6.72	10.60	-41.90	-25.00	16.90	V
10255.50	-42.91	10.88	11.90	-41.89	-25.00	16.89	H
12827.00	-39.87	13.13	12.95	-40.05	-25.00	15.05	V
15407.50	-40.95	14.90	15.42	-40.43	-25.00	15.43	H
17972.50	-29.51	19.99	13.46	-36.04	-25.00	11.04	H

©Copyright. All rights reserved by CTTL.

LTE Band 12, 1.4MHz,CH23017,QPSK

Frequency (MHz)	SG (dBm)	CableLoss (dB)	AntennaGain (dBi)	Correction (dB)	Peak ERP (dBm)	Limit (dBm)	Margin (dB)	Polarization
1399.50	-58.88	1.93	8.09	2.15	-54.87	-13.00	41.87	H
2104.50	-56.06	3.72	7.87	2.15	-54.06	-13.00	41.06	H
2812.00	-50.58	5.19	10.42	2.15	-47.50	-13.00	34.50	V
5591.00	-59.34	5.50	11.28	2.15	-55.71	-13.00	42.71	V
6308.50	-57.30	5.86	10.82	2.15	-54.49	-13.00	41.49	H
6989.50	-52.05	7.93	10.40	2.15	-51.73	-13.00	38.73	H

LTE Band 12, 1.4MHz,CH23095,QPSK

Frequency (MHz)	SG (dBm)	CableLoss (dB)	AntennaGain (dBi)	Correction (dB)	Peak ERP (dBm)	Limit (dBm)	Margin (dB)	Polarization
1415.50	-58.19	2.31	8.19	2.15	-54.46	-13.00	41.46	H
2132.00	-55.45	3.70	8.31	2.15	-52.99	-13.00	39.99	H
2816.50	-51.14	5.16	10.43	2.15	-48.02	-13.00	35.02	H
5661.50	-59.32	5.72	11.40	2.15	-55.79	-13.00	42.79	H
6360.50	-57.22	5.95	10.92	2.15	-54.40	-13.00	41.40	H
7068.50	-53.45	6.85	10.43	2.15	-52.02	-13.00	39.02	H

LTE Band 12, 1.4MHz,CH23173,QPSK

Frequency (MHz)	SG (dBm)	CableLoss (dB)	AntennaGain (dBi)	Correction (dB)	Peak ERP (dBm)	Limit (dBm)	Margin (dB)	Polarization
1430.50	-58.69	1.89	8.28	2.15	-54.45	-13.00	41.45	H
2147.00	-55.44	3.70	8.55	2.15	-52.74	-13.00	39.74	V
2863.50	-50.09	5.50	10.58	2.15	-47.16	-13.00	34.16	V
5711.50	-59.23	5.93	11.38	2.15	-55.93	-13.00	42.93	V
6450.50	-54.30	6.77	10.80	2.15	-52.42	-13.00	39.42	H
7144.00	-53.19	6.66	10.21	2.15	-51.79	-13.00	38.79	V

©Copyright. All rights reserved by CTTL.

LTE Band 13, 5MHz,CH23205,QPSK

Frequency (MHz)	SG (dBm)	CableLoss (dB)	AntennaGain (dBi)	Correction (dB)	Peak ERP (dBm)	Limit (dBm)	Margin (dB)	Polarization
1559.00	-55.16	3.47	5.39	0.00	-55.39	-40.00	15.39	H
2340.25	-47.97	4.45	5.62	2.15	-48.95	-13.00	35.95	V
3120.00	-58.50	5.39	7.29	2.15	-58.75	-13.00	45.75	H
3897.50	-56.95	6.11	8.76	2.15	-56.45	-13.00	43.45	V
4675.00	-56.77	6.48	9.58	2.15	-55.82	-13.00	42.82	V
5460.00	-56.31	6.91	10.54	2.15	-54.83	-13.00	41.83	V

LTE Band 13, 5MHz,CH23230,QPSK

Frequency (MHz)	SG (dBm)	CableLoss (dB)	AntennaGain (dBi)	Correction (dB)	Peak ERP (dBm)	Limit (dBm)	Margin (dB)	Polarization
1559.00	-56.68	3.47	5.39	0.00	-56.91	-40.00	16.91	H
2343.72	-48.25	4.45	5.63	2.15	-49.22	-13.00	36.22	V
3127.50	-58.21	5.40	7.31	2.15	-58.45	-13.00	45.45	V
3912.50	-57.29	6.12	8.78	2.15	-56.78	-13.00	43.78	V
4692.50	-57.09	6.50	9.59	2.15	-56.15	-13.00	43.15	H
5470.00	-56.08	6.95	10.56	2.15	-54.62	-13.00	41.62	H

LTE Band 13, 5MHz,CH23255,QPSK

Frequency (MHz)	SG (dBm)	CableLoss (dB)	AntennaGain (dBi)	Correction (dB)	Peak ERP (dBm)	Limit (dBm)	Margin (dB)	Polarization
1554.81	-56.24	3.47	5.40	2.15	-56.46	-13.00	43.46	V
2342.73	-47.17	4.45	5.63	2.15	-48.14	-13.00	35.14	H
3137.50	-58.24	5.39	7.33	2.15	-58.45	-13.00	45.45	H
3937.50	-56.79	6.12	8.81	2.15	-56.25	-13.00	43.25	H
4692.50	-56.05	6.50	9.59	2.15	-55.11	-13.00	42.11	V
5492.50	-55.80	7.03	10.59	2.15	-54.39	-13.00	41.39	V

©Copyright. All rights reserved by CTTL.

LTE Band 26(814MHz-824MHz), 1.4MHz,CH26697,QPSK

Frequency (MHz)	SG (dBm)	CableLoss (dB)	AntennaGain (dBi)	Correction (dB)	Peak ERP (dBm)	Limit (dBm)	Margin (dB)	Polarization
2429.50	-54.12	4.11	10.32	2.15	-50.06	-13.00	37.06	V
4062.00	-59.64	4.37	10.02	2.15	-56.14	-13.00	43.14	V
5704.00	-59.33	5.67	11.39	2.15	-55.76	-13.00	42.76	H
6505.00	-55.03	6.25	10.60	2.15	-52.83	-13.00	39.83	V
7326.50	-50.58	7.76	9.90	2.15	-50.59	-13.00	37.59	H
8140.50	-49.69	8.21	11.12	2.15	-48.93	-13.00	35.93	V

LTE Band 26(814MHz-824MHz), 1.4MHz,CH26740,QPSK

Frequency (MHz)	SG (dBm)	CableLoss (dB)	AntennaGain (dBi)	Correction (dB)	Peak ERP (dBm)	Limit (dBm)	Margin (dB)	Polarization
2468.00	-54.53	4.32	10.36	2.15	-50.64	-13.00	37.64	H
4920.00	-60.69	4.98	11.08	2.15	-56.74	-13.00	43.74	V
5745.00	-59.14	5.85	11.31	2.15	-55.83	-13.00	42.83	V
6544.50	-53.96	6.30	10.60	2.15	-51.81	-13.00	38.81	V
7365.50	-50.61	7.48	9.96	2.15	-50.28	-13.00	37.28	H
8185.00	-49.83	7.28	11.17	2.15	-48.09	-13.00	35.09	H

LTE Band 26(814MHz-824MHz), 1.4MHz,CH26783,QPSK

Frequency (MHz)	SG (dBm)	CableLoss (dB)	AntennaGain (dBi)	Correction (dB)	Peak ERP (dBm)	Limit (dBm)	Margin (dB)	Polarization
2473.50	-53.92	4.33	10.35	2.15	-50.05	-13.00	37.05	H
4937.00	-59.84	4.89	11.15	2.15	-55.73	-13.00	42.73	H
5760.50	-58.83	5.81	11.24	2.15	-55.55	-13.00	42.55	V
6591.00	-54.29	7.17	10.35	2.15	-53.26	-13.00	40.26	H
7411.50	-49.86	8.03	10.10	2.15	-49.94	-13.00	36.94	H
8238.50	-49.55	7.59	11.20	2.15	-48.09	-13.00	35.09	V

©Copyright. All rights reserved by CTTL.

LTE Band 26(824MHz-849MHz), 1.4MHz,CH26797,QPSK

Frequency (MHz)	SG (dBm)	CableLoss (dB)	AntennaGain (dBi)	Correction (dB)	Peak ERP (dBm)	Limit (dBm)	Margin (dB)	Polarization
2473.00	-54.57	4.33	10.35	2.15	-50.70	-13.00	37.70	V
4946.00	-60.86	4.91	11.18	2.15	-56.74	-13.00	43.74	H
5769.50	-58.71	5.67	11.18	2.15	-55.35	-13.00	42.35	H
6605.00	-54.04	7.05	10.31	2.15	-52.93	-13.00	39.93	V
7411.00	-50.23	8.03	10.10	2.15	-50.31	-13.00	37.31	H
8254.00	-49.62	7.59	11.20	2.15	-48.16	-13.00	35.16	H

LTE Band 26(824MHz-849MHz), 1.4MHz,CH26915,QPSK

Frequency (MHz)	SG (dBm)	CableLoss (dB)	AntennaGain (dBi)	Correction (dB)	Peak ERP (dBm)	Limit (dBm)	Margin (dB)	Polarization
2497.00	-54.91	4.46	10.31	2.15	-51.21	-13.00	38.21	H
5025.50	-60.45	5.49	11.45	2.15	-56.64	-13.00	43.64	H
5845.00	-59.74	5.59	11.00	2.15	-56.48	-13.00	43.48	H
6704.00	-54.77	6.22	10.48	2.15	-52.66	-13.00	39.66	H
7540.50	-51.49	7.47	10.28	2.15	-50.83	-13.00	37.83	V
8360.00	-48.44	8.24	11.30	2.15	-47.53	-13.00	34.53	H

LTE Band 26(824MHz-849MHz), 1.4MHz,CH27033,QPSK

Frequency (MHz)	SG (dBm)	CableLoss (dB)	AntennaGain (dBi)	Correction (dB)	Peak ERP (dBm)	Limit (dBm)	Margin (dB)	Polarization
2555.00	-53.39	4.55	10.30	2.15	-49.79	-13.00	36.79	H
5097.00	-60.61	5.30	11.60	2.15	-56.46	-13.00	43.46	H
5947.50	-58.80	5.46	10.70	2.15	-55.71	-13.00	42.71	V
6779.50	-53.90	6.40	10.36	2.15	-52.09	-13.00	39.09	V
7638.50	-51.31	6.78	10.38	2.15	-49.86	-13.00	36.86	H
8491.50	-48.05	8.84	11.30	2.15	-47.74	-13.00	34.74	H

©Copyright. All rights reserved by CTTL.

LTE Band 41, 5MHz,CH39675,QPSK

Frequency (MHz)	SG (dBm)	CableLoss (dB)	AntennaGain (dBi)	Peak EIRP (dBm)	Limit (dBm)	Margin (dB)	Polarization
4998.00	-57.39	5.17	11.30	-51.26	-25.00	26.26	H
7496.00	-46.80	7.70	10.19	-44.31	-25.00	19.31	H
10000.00	-46.46	9.36	11.80	-44.02	-25.00	19.02	H
12493.00	-40.16	12.34	13.59	-38.91	-25.00	13.91	V
14986.50	-37.77	14.77	14.55	-37.99	-25.00	12.99	H
17496.50	-27.80	19.73	13.10	-34.43	-25.00	9.43	H

LTE Band 41, 5MHz,CH40620,QPSK

Frequency (MHz)	SG (dBm)	CableLoss (dB)	AntennaGain (dBi)	Peak EIRP (dBm)	Limit (dBm)	Margin (dB)	Polarization
5186.00	-57.54	5.75	11.67	-51.62	-25.00	26.62	H
7779.50	-47.64	7.37	10.76	-44.25	-25.00	19.25	H
10369.00	-43.59	10.74	11.97	-42.36	-25.00	17.36	H
12950.50	-39.40	12.49	12.75	-39.14	-25.00	14.14	V
15559.00	-38.96	16.71	15.60	-40.07	-25.00	15.07	H
17974.00	-29.76	19.99	13.45	-36.30	-25.00	11.30	H

LTE Band 41, 5MHz,CH41565,QPSK

Frequency (MHz)	SG (dBm)	CableLoss (dB)	AntennaGain (dBi)	Peak EIRP (dBm)	Limit (dBm)	Margin (dB)	Polarization
5375.00	-56.30	5.75	11.65	-50.40	-25.00	25.40	H
8063.50	-47.36	7.86	11.13	-44.09	-25.00	19.09	V
10762.00	-40.61	12.42	12.16	-40.87	-25.00	15.87	V
13443.00	-37.72	12.57	12.36	-37.93	-25.00	12.93	V
16122.00	-37.87	17.05	15.10	-39.82	-25.00	14.82	V
17986.50	-29.37	19.96	13.43	-35.90	-25.00	10.90	V

©Copyright. All rights reserved by CTTL.

LTE Band 66, 1.4MHz,CH131979,QPSK

Frequency (MHz)	SG (dBm)	CableLoss (dB)	AntennaGain (dBi)	Peak EIRP (dBm)	Limit (dBm)	Margin (dB)	Polarization
8562.00	-59.58	8.48	11.20	-56.86	-13.00	43.86	V
10250.50	-53.74	10.92	11.90	-52.76	-13.00	39.76	H
11980.50	-51.60	12.25	13.06	-50.79	-13.00	37.79	V
13699.00	-48.90	13.05	12.20	-49.75	-13.00	36.75	H
15409.00	-51.08	14.90	15.42	-50.56	-13.00	37.56	V
17099.50	-42.35	18.45	13.50	-47.30	-13.00	34.30	V

LTE Band 66, 1.4MHz,CH132322,QPSK

Frequency (MHz)	SG (dBm)	CableLoss (dB)	AntennaGain (dBi)	Peak EIRP (dBm)	Limit (dBm)	Margin (dB)	Polarization
8737.50	-57.71	8.43	11.10	-55.04	-13.00	42.04	V
10464.50	-53.32	10.35	11.94	-51.73	-13.00	38.73	H
12210.00	-51.04	12.17	13.40	-49.81	-13.00	36.81	V
13948.50	-42.51	14.70	12.15	-45.06	-13.00	32.06	H
15719.50	-49.79	16.61	15.52	-50.88	-13.00	37.88	H
17438.00	-39.05	19.25	13.04	-45.26	-13.00	32.26	H

LTE Band 66, 1.4MHz,CH132665,QPSK

Frequency (MHz)	SG (dBm)	CableLoss (dB)	AntennaGain (dBi)	Peak EIRP (dBm)	Limit (dBm)	Margin (dB)	Polarization
8891.00	-57.35	8.04	11.56	-53.83	-13.00	40.83	V
10686.00	-53.89	10.01	12.09	-51.81	-13.00	38.81	H
12462.00	-50.82	12.85	13.52	-50.15	-13.00	37.15	V
14222.50	-47.89	13.07	12.62	-48.34	-13.00	35.34	H
16026.00	-48.34	17.42	15.32	-50.44	-13.00	37.44	V
17792.00	-40.08	19.55	13.49	-46.14	-13.00	33.14	H

©Copyright. All rights reserved by CTTL.

CA_41C, CH39683+39800,QPSK

Frequency (MHz)	SG (dBm)	CableLoss (dB)	AntennaGain (dBi)	Correction (dB)	Peak (dBm)	Limit (dBm)	Margin (dB)	Polarization
5011.00	-54.73	11.66	11.23	0.00	-55.16	-25.00	30.16	V
7516.50	-47.11	13.59	10.30	0.00	-50.40	-25.00	25.40	H
10022.00	-42.90	15.08	12.06	0.00	-45.93	-25.00	20.93	H
12527.50	-36.10	16.10	13.35	0.00	-38.85	-25.00	13.85	H
15033.00	-36.20	18.18	14.68	0.00	-39.70	-25.00	14.70	V
17538.50	-30.83	18.97	12.61	0.00	-37.19	-25.00	12.19	V

CA_41C, CH40528+40645,QPSK

Frequency (MHz)	SG (dBm)	CableLoss (dB)	AntennaGain (dBi)	Correction (dB)	Peak (dBm)	Limit (dBm)	Margin (dB)	Polarization
5180.00	-56.49	11.33	11.62	0.00	-56.20	-25.00	31.20	V
7770.00	-46.74	13.33	10.94	0.00	-49.14	-25.00	24.14	H
10360.00	-40.47	15.67	12.13	0.00	-44.00	-25.00	19.00	H
12950.00	-36.99	16.73	12.93	0.00	-40.79	-25.00	15.79	V
15540.00	-38.76	18.62	15.49	0.00	-41.89	-25.00	16.89	V
17778.00	-31.36	18.86	12.84	0.00	-37.39	-25.00	12.39	H

CA_41C, CH41373+41490,QPSK

Frequency (MHz)	SG (dBm)	CableLoss (dB)	AntennaGain (dBi)	Correction (dB)	Peak (dBm)	Limit (dBm)	Margin (dB)	Polarization
5350.00	-56.39	11.51	11.43	0.00	-56.47	-25.00	31.47	H
8025.00	-45.53	14.33	11.28	0.00	-48.58	-25.00	23.58	H
10700.00	-40.27	15.54	12.23	0.00	-43.58	-25.00	18.58	V
13375.00	-35.07	16.77	12.53	0.00	-39.31	-25.00	14.31	H
16050.00	-38.97	18.62	15.28	0.00	-42.31	-25.00	17.31	H
17855.00	-31.66	18.65	12.87	0.00	-37.45	-25.00	12.45	V

©Copyright. All rights reserved by CTTL.

CA_66C, CH132027+132171,QPSK

Frequency (MHz)	SG (dBm)	CableLoss (dB)	AntennaGain (dBi)	Correction (dB)	Peak (dBm)	Limit (dBm)	Margin (dB)	Polarization
3446.00	-59.97	9.62	10.31	0.00	-59.29	-13.00	46.29	H
5169.00	-56.98	11.33	11.58	0.00	-56.74	-13.00	43.74	V
6892.00	-49.69	12.67	10.41	0.00	-51.95	-13.00	38.95	V
8615.00	-45.18	14.07	11.45	0.00	-47.80	-13.00	34.80	H
10338.00	-41.52	15.45	12.13	0.00	-44.83	-13.00	31.83	V
12061.00	-37.55	16.49	13.22	0.00	-40.82	-13.00	27.82	V

CA_66C, CH132328+132472,QPSK

Frequency (MHz)	SG (dBm)	CableLoss (dB)	AntennaGain (dBi)	Correction (dB)	Peak (dBm)	Limit (dBm)	Margin (dB)	Polarization
3506.00	-59.36	9.83	10.49	0.00	-58.69	-13.00	45.69	H
5259.00	-57.27	11.77	11.52	0.00	-57.53	-13.00	44.53	H
7012.00	-50.34	12.39	10.39	0.00	-52.34	-13.00	39.34	V
8765.00	-42.62	14.22	11.27	0.00	-45.57	-13.00	32.57	H
10518.00	-39.76	15.37	12.14	0.00	-42.99	-13.00	29.99	H
12271.00	-38.23	16.65	13.33	0.00	-41.55	-13.00	28.55	H

CA_66C, CH132428+132572,QPSK

Frequency (MHz)	SG (dBm)	CableLoss (dB)	AntennaGain (dBi)	Correction (dB)	Peak (dBm)	Limit (dBm)	Margin (dB)	Polarization
3526.00	-58.71	10.13	10.57	0.00	-58.28	-13.00	45.28	V
5289.00	-56.39	11.77	11.46	0.00	-56.70	-13.00	43.70	V
7052.00	-48.77	13.33	10.37	0.00	-51.73	-13.00	38.73	V
8815.00	-43.09	14.10	11.36	0.00	-45.82	-13.00	32.82	V
10578.00	-39.65	15.62	12.17	0.00	-43.09	-13.00	30.09	H
12341.00	-38.62	17.14	13.37	0.00	-42.40	-13.00	29.40	H

©Copyright. All rights reserved by CTTL.

CA_66B, CH132022+132121,QPSK

Frequency (MHz)	SG (dBm)	CableLoss (dB)	AntennaGain (dBi)	Correction (dB)	Peak (dBm)	Limit (dBm)	Margin (dB)	Polarization
3526.00	-59.74	10.13	10.57	0.00	-59.31	-13.00	46.31	H
5289.00	-54.48	11.77	11.46	0.00	-54.80	-13.00	41.80	H
7052.00	-48.06	13.33	10.37	0.00	-51.02	-13.00	38.02	H
8815.00	-45.81	14.10	11.36	0.00	-48.54	-13.00	35.54	V
10578.00	-40.25	15.62	12.17	0.00	-43.70	-13.00	30.70	H
12341.00	-37.34	17.14	13.37	0.00	-41.12	-13.00	28.12	H

CA_66B, CH132373+132472,QPSK

Frequency (MHz)	SG (dBm)	CableLoss (dB)	AntennaGain (dBi)	Correction (dB)	Peak (dBm)	Limit (dBm)	Margin (dB)	Polarization
3526.00	-58.28	10.13	10.57	0.00	-57.84	-13.00	44.84	H
5289.00	-56.11	11.77	11.46	0.00	-56.43	-13.00	43.43	V
7052.00	-49.19	13.33	10.37	0.00	-52.15	-13.00	39.15	V
8815.00	-42.84	14.10	11.36	0.00	-45.58	-13.00	32.58	H
10578.00	-40.01	15.62	12.17	0.00	-43.46	-13.00	30.46	V
12341.00	-38.61	17.14	13.37	0.00	-42.39	-13.00	29.39	H

CA_66B, CH132523+132622,QPSK

Frequency (MHz)	SG (dBm)	CableLoss (dB)	AntennaGain (dBi)	Correction (dB)	Peak (dBm)	Limit (dBm)	Margin (dB)	Polarization
3526.00	-58.75	10.13	10.57	0.00	-58.31	-13.00	45.31	V
5289.00	-56.85	11.77	11.46	0.00	-57.17	-13.00	44.17	V
7052.00	-48.43	13.33	10.37	0.00	-51.39	-13.00	38.39	V
8815.00	-42.95	14.10	11.36	0.00	-45.68	-13.00	32.68	V
10578.00	-39.61	15.62	12.17	0.00	-43.06	-13.00	30.06	V
12341.00	-38.32	17.14	13.37	0.00	-42.10	-13.00	29.10	V

©Copyright. All rights reserved by CTTL.

CA_2A_7A, CH18625_CH20775,QPSK

Frequency (MHz)	SG (dBm)	CableLoss (dB)	AntennaGain (dBi)	Correction (dB)	Peak EIRP (dBm)	Limit (dBm)	Margin (dB)	Polarization
3693.28	-63.88	3.44	10.41	-56.91	-13.00	43.91	H	V
5557.97	-58.25	5.35	11.22	-52.38	-13.00	39.38	V	H
7413.28	-50.07	8.02	10.10	-47.99	-13.00	34.99	H	V
9263.91	-45.71	8.85	11.70	-42.86	-13.00	29.86	H	V
11129.06	-42.36	9.95	12.63	-39.68	-13.00	26.68	V	H
12954.38	-38.63	12.50	12.75	-38.38	-13.00	25.38	V	H
5005.31	-58.32	5.15	11.33	-52.14	-25.00	27.14	H	V
7507.97	-48.64	7.70	10.22	-46.12	-25.00	21.12	H	V
10014.84	-46.05	9.35	11.79	-43.61	-25.00	18.61	V	H
12508.12	-40.00	12.36	13.58	-38.78	-25.00	13.78	V	H
15024.38	-36.73	14.73	14.67	-36.79	-25.00	11.79	H	V
17507.34	-24.99	19.72	13.11	-31.60	-25.00	6.60	V	V

CA_2A_7A, CH18900_CH21100,QPSK

Frequency (MHz)	SG (dBm)	CableLoss (dB)	AntennaGain (dBi)	Correction (dB)	Peak EIRP (dBm)	Limit (dBm)	Margin (dB)	Polarization
3770.62	-62.99	3.91	10.12	-56.78	-13.00	43.78	V	H
5634.38	-59.43	5.61	11.37	-53.67	-13.00	40.67	V	H
7507.50	-50.51	7.70	10.22	-47.99	-13.00	34.99	V	H
9407.34	-46.02	9.08	11.53	-43.57	-13.00	30.57	V	H
11284.22	-41.92	10.63	12.62	-39.93	-13.00	26.93	V	H
13152.66	-39.53	13.23	12.55	-40.21	-13.00	27.21	H	V
5070.00	-59.78	5.30	11.60	-53.48	-25.00	28.48	H	V
7617.19	-51.26	6.63	10.33	-47.56	-25.00	22.56	V	V
10142.81	-43.39	9.74	11.79	-41.34	-25.00	16.34	H	V
12668.91	-41.97	11.66	13.16	-40.47	-25.00	15.47	V	H
15201.56	-39.26	15.12	15.00	-39.38	-25.00	14.38	H	H
17734.22	-26.97	19.56	13.43	-33.10	-25.00	8.10	H	V

©Copyright. All rights reserved by CTTL.

CA_2A_7A, CH19175_CH21425,QPSK

Frequency (MHz)	SG (dBm)	CableLoss (dB)	AntennaGain (dBi)	Correction (dB)	Peak EIRP (dBm)	Limit (dBm)	Margin (dB)	Polarization
3823.59	-63.45	3.93	9.95	-57.43	-13.00	44.43	H	H
5722.03	-58.63	5.91	11.36	-53.18	-13.00	40.18	H	V
7630.78	-51.45	6.72	10.36	-47.81	-13.00	34.81	V	V
9534.38	-46.87	9.13	11.87	-44.13	-13.00	31.13	H	H
11438.44	-40.21	12.42	12.56	-40.07	-13.00	27.07	H	V
13356.09	-37.18	13.11	12.44	-37.85	-13.00	24.85	V	H
5135.16	-58.54	5.55	11.60	-52.49	-25.00	27.49	H	H
7702.50	-50.56	6.72	10.60	-46.68	-25.00	21.68	H	V
10274.06	-43.12	10.73	11.90	-41.95	-25.00	16.95	V	V
12835.31	-39.94	13.06	12.93	-40.07	-25.00	15.07	H	H
15417.19	-40.21	14.92	15.43	-39.70	-25.00	14.70	H	H
17970.00	-26.15	20.00	13.46	-32.69	-25.00	7.69	H	V

©Copyright. All rights reserved by CTTL.

CA_4A_5A, CH19975+20450,QPSK

Frequency (MHz)	SG (dBm)	CableLoss (dB)	AntennaGain (dBi)	Correction (dB)	Peak (dBm)	Limit (dBm)	Margin (dB)	Polarization
3425.00	-57.80	9.62	10.35	0.00	-57.07	-13.00	44.07	H
5137.50	-55.18	11.67	11.45	0.00	-55.40	-13.00	42.40	H
6850.00	-50.87	10.37	10.37	0.00	-50.87	-13.00	37.87	V
8562.50	-45.91	14.24	11.40	0.00	-48.75	-13.00	35.75	V
10275.00	-40.71	15.42	12.18	0.00	-43.95	-13.00	30.95	V
11987.50	-38.79	16.32	13.08	0.00	-42.03	-13.00	29.03	V
1658.00	-44.84	7.04	9.10	2.15	-44.93	-13.00	31.93	V
2487.00	-38.07	8.96	10.17	2.15	-39.01	-13.00	26.01	V
3316.00	-60.70	9.67	10.37	2.15	-62.15	-13.00	49.15	H
4145.00	-57.39	10.39	10.39	2.15	-59.54	-13.00	46.54	V
4974.00	-56.22	11.34	11.27	2.15	-58.44	-13.00	45.44	H
5803.00	-54.00	11.74	10.83	2.15	-57.06	-13.00	44.06	V

CA_4A_5A, CH20175+20525,QPSK

Frequency (MHz)	SG (dBm)	CableLoss (dB)	AntennaGain (dBi)	Correction (dB)	Peak (dBm)	Limit (dBm)	Margin (dB)	Polarization
3465.00	-56.17	9.84	10.37	0.00	-55.64	-13.00	42.64	H
5197.50	-56.20	11.84	11.69	0.00	-56.36	-13.00	43.36	H
6930.00	-50.69	10.34	10.34	0.00	-50.69	-13.00	37.69	H
8662.50	-44.39	14.24	11.43	0.00	-47.20	-13.00	34.20	H
10395.00	-40.73	15.91	12.13	0.00	-44.51	-13.00	31.51	V
12127.50	-39.15	16.16	13.31	0.00	-42.00	-13.00	29.00	V
1673.00	-45.57	7.23	9.10	2.15	-45.85	-13.00	32.85	V
2509.50	-37.43	8.67	10.12	2.15	-38.13	-13.00	25.13	H
3346.00	-61.40	9.47	10.43	2.15	-62.60	-13.00	49.60	V
4182.50	-54.50	10.96	10.40	2.15	-57.22	-13.00	44.22	V
5019.00	-56.33	11.66	11.23	2.15	-58.91	-13.00	45.91	H
5855.50	-54.28	11.43	10.61	2.15	-57.26	-13.00	44.26	V

©Copyright. All rights reserved by CTTL.

CA_4A_5A, CH20375+20600,QPSK

Frequency (MHz)	SG (dBm)	CableLoss (dB)	AntennaGain (dBi)	Correction (dB)	Peak (dBm)	Limit (dBm)	Margin (dB)	Polarization
3505.00	-57.31	9.83	10.49	0.00	-56.65	-13.00	43.65	H
5257.50	-55.40	11.77	11.52	0.00	-55.65	-13.00	42.65	H
7010.00	-51.27	10.39	10.39	0.00	-51.27	-13.00	38.27	H
8762.50	-43.51	14.22	11.28	0.00	-46.46	-13.00	33.46	H
10515.00	-40.88	15.37	12.14	0.00	-44.11	-13.00	31.11	H
12267.50	-38.06	16.68	13.33	0.00	-41.41	-13.00	28.41	V
1688.00	-44.69	7.36	9.10	2.15	-45.10	-13.00	32.10	V
2532.00	-38.99	8.63	10.16	2.15	-39.60	-13.00	26.60	V
3376.00	-60.42	9.55	10.42	2.15	-61.70	-13.00	48.70	V
4220.00	-55.92	10.33	10.61	2.15	-57.79	-13.00	44.79	H
5064.00	-56.34	11.46	11.27	2.15	-58.68	-13.00	45.68	V
5908.00	-54.63	11.27	10.47	2.15	-57.58	-13.00	44.58	H

©Copyright. All rights reserved by CTTL.

CA_12A_66A, CH23035_CH132022,QPSK

Frequency (MHz)	SG (dBm)	CableLoss (dB)	AntennaGain (dBi)	Correction (dB)	Peak EIRP (dBm)	Limit (dBm)	Margin (dB)	Polarization
1403.36	-57.96	6.31	7.92	2.15	-58.50	-13.00	45.50	H
2105.04	-51.48	7.44	8.02	2.15	-53.05	-13.00	40.05	V
2806.72	-45.24	10.34	10.34	2.15	-47.39	-13.00	34.39	V
3508.40	-68.65	9.83	10.50	2.15	-70.12	-13.00	57.12	V
4210.08	-64.88	10.96	10.57	2.15	-67.42	-13.00	54.42	H
4911.76	-65.15	11.29	11.23	2.15	-67.36	-13.00	54.36	H
3430.00	-63.15	9.62	10.34	0.00	-62.44	-13.00	49.44	V
5145.00	-65.01	11.26	11.47	0.00	-64.80	-13.00	51.80	H
6860.00	-58.41	12.55	10.38	0.00	-60.59	-13.00	47.59	H
8575.00	-54.07	14.32	11.40	0.00	-56.99	-13.00	43.99	H
10290.00	-49.68	15.49	12.20	0.00	-52.97	-13.00	39.97	H
12005.00	-47.44	16.58	13.14	0.00	-50.88	-13.00	37.88	H

CA_12A_66A, CH23095_CH132322,QPSK

Frequency (MHz)	SG (dBm)	CableLoss (dB)	AntennaGain (dBi)	Correction (dB)	Peak EIRP (dBm)	Limit (dBm)	Margin (dB)	Polarization
1415.38	-57.89	6.36	8.01	2.15	-58.39	-13.00	45.39	H
2123.07	-51.26	7.62	8.33	2.15	-52.70	-13.00	39.70	V
2830.76	-45.07	10.48	10.48	2.15	-47.22	-13.00	34.22	V
3538.45	-67.78	10.13	10.62	2.15	-69.44	-13.00	56.44	V
4246.14	-65.73	10.33	10.72	2.15	-67.49	-13.00	54.49	V
4953.83	-65.05	11.34	11.27	2.15	-67.26	-13.00	54.26	V
3424.00	-56.68	9.62	10.35	0.00	-55.96	-13.00	42.96	H
5136.00	-50.13	11.67	11.44	0.00	-50.36	-13.00	37.36	V
6848.00	-41.66	13.18	10.38	0.00	-44.46	-13.00	31.46	V
8560.00	-42.44	14.24	11.40	0.00	-45.29	-13.00	32.29	H
10272.00	-38.54	15.42	12.17	0.00	-41.78	-13.00	28.78	H
11984.00	-37.77	16.32	13.08	0.00	-41.02	-13.00	28.02	V

©Copyright. All rights reserved by CTTL.

CA_12A_66A, CH23155_CH132622,QPSK

Frequency (MHz)	SG (dBm)	CableLoss (dB)	AntennaGain (dBi)	Correction (dB)	Peak EIRP (dBm)	Limit (dBm)	Margin (dB)	Polarization
1427.42	-57.50	6.43	8.09	2.15	-57.99	-13.00	44.99	H
2141.13	-51.35	7.62	8.63	2.15	-52.49	-13.00	39.49	H
2854.84	-45.00	10.48	10.48	2.15	-47.15	-13.00	34.15	H
3568.55	-67.91	10.30	10.55	2.15	-69.80	-13.00	56.80	H
4282.26	-66.05	10.68	10.93	2.15	-67.95	-13.00	54.95	H
4995.97	-64.36	11.63	11.27	2.15	-66.87	-13.00	53.87	H
3550.00	-60.81	10.23	10.53	0.00	-60.51	-13.00	47.51	V
5325.00	-63.74	11.89	11.43	0.00	-64.20	-13.00	51.20	H
7100.00	-53.40	12.86	10.37	0.00	-55.90	-13.00	42.90	H
8875.00	-51.53	14.30	11.48	0.00	-54.36	-13.00	41.36	H
10650.00	-48.89	15.47	12.19	0.00	-52.17	-13.00	39.17	H
12425.00	-47.61	16.88	13.38	0.00	-51.11	-13.00	38.11	H

©Copyright. All rights reserved by CTTL.

CA_5A_66A, CH20425_CH132022,QPSK

Frequency (MHz)	SG (dBm)	CableLoss (dB)	AntennaGain (dBi)	Correction (dB)	Peak EIRP (dBm)	Limit (dBm)	Margin (dB)	Polarization
1653.40	-56.18	7.12	9.10	2.15	-56.35	-13.00	43.35	V
2480.10	-48.81	8.96	10.16	2.15	-49.75	-13.00	36.75	H
3306.80	-69.32	10.35	10.35	2.15	-71.47	-13.00	58.47	V
4133.50	-65.83	10.39	10.37	2.15	-68.00	-13.00	55.00	H
4960.20	-65.05	11.34	11.27	2.15	-67.27	-13.00	54.27	V
5786.90	-63.24	11.65	10.82	2.15	-66.22	-13.00	53.22	H
3430.00	-62.64	9.62	10.34	0.00	-61.92	-13.00	48.92	H
5145.00	-64.74	11.26	11.47	0.00	-64.54	-13.00	51.54	H
6860.00	-57.33	12.55	10.38	0.00	-59.50	-13.00	46.50	V
8575.00	-54.19	14.32	11.40	0.00	-57.11	-13.00	44.11	H
10290.00	-49.88	15.49	12.20	0.00	-53.17	-13.00	40.17	H
12005.00	-47.96	16.58	13.14	0.00	-51.40	-13.00	38.40	V

CA_5A_66A, CH20525_CH132322,QPSK

Frequency (MHz)	SG (dBm)	CableLoss (dB)	AntennaGain (dBi)	Correction (dB)	Peak EIRP (dBm)	Limit (dBm)	Margin (dB)	Polarization
1673.40	-56.58	7.23	9.10	2.15	-56.86	-13.00	43.86	H
2510.10	-49.34	8.67	10.12	2.15	-50.04	-13.00	37.04	H
3346.80	-68.73	10.43	10.43	2.15	-70.88	-13.00	57.88	H
4183.50	-64.37	10.96	10.40	2.15	-67.08	-13.00	54.08	H
5020.20	-64.64	11.66	11.23	2.15	-67.22	-13.00	54.22	H
5856.90	-63.91	11.43	10.60	2.15	-66.90	-13.00	53.90	V
3490.00	-60.50	9.80	10.37	0.00	-59.92	-13.00	46.92	H
5235.00	-61.73	11.91	11.50	0.00	-62.14	-13.00	49.14	H
6980.00	-54.67	12.65	10.30	0.00	-57.02	-13.00	44.02	H
8725.00	-52.26	14.19	11.35	0.00	-55.10	-13.00	42.10	H
10470.00	-48.59	15.55	12.10	0.00	-52.04	-13.00	39.04	H
12215.00	-47.04	16.69	13.33	0.00	-50.39	-13.00	37.39	V

©Copyright. All rights reserved by CTTL.

CA_5A_66A, CH20625_CH132622,QPSK

Frequency (MHz)	SG (dBm)	CableLoss (dB)	AntennaGain (dBi)	Correction (dB)	Peak EIRP (dBm)	Limit (dBm)	Margin (dB)	Polarization
1693.38	-55.77	7.36	9.10	2.15	-56.19	-13.00	43.19	V
2540.07	-49.25	8.65	10.18	2.15	-49.87	-13.00	36.87	H
3386.76	-68.86	10.44	10.44	2.15	-71.01	-13.00	58.01	V
4233.45	-66.01	10.33	10.67	2.15	-67.83	-13.00	54.83	V
5080.14	-65.24	11.46	11.27	2.15	-67.59	-13.00	54.59	V
5926.83	-63.28	11.71	10.39	2.15	-66.75	-13.00	53.75	H
3550.00	-61.01	10.23	10.53	0.00	-60.71	-13.00	47.71	H
5325.00	-62.70	11.89	11.43	0.00	-63.16	-13.00	50.16	H
7100.00	-53.49	12.86	10.37	0.00	-55.98	-13.00	42.98	H
8875.00	-51.74	14.30	11.48	0.00	-54.57	-13.00	41.57	H
10650.00	-49.12	15.47	12.19	0.00	-52.41	-13.00	39.41	V
12425.00	-47.04	16.88	13.38	0.00	-50.54	-13.00	37.54	V

Note: Peak EIRP (dBm) = PMea(dBm) - Path Loss(dB) + Antenna Gain(dBi)

©Copyright. All rights reserved by CTTL.

A.3 Frequency Stability

A.3.1 Method of Measurement

Frequency stability is a measure of the frequency drift due to temperature and supply voltage variations, with reference to the frequency measured at +20 °C and rated supply voltage. Two reference points are established at the applicable unwanted emissions limit using a RBW equal to the RBW required by the unwanted emissions specification of the applicable regulatory standard. These reference points measured using the lowest and highest channel of operation shall be identified as F_L and F_H respectively.

In order to measure the carrier frequency under the condition of AFC lock, it is necessary to make measurements with the EUT in a “call mode”. This is accomplished with the use of CMW500.

1. Measure the carrier frequency at room temperature.
2. Subject the EUT to overnight soak at -30℃.
3. With the EUT, powered via nominal voltage, connected to the CMW500, and in a simulated call on middle channel for each LTE band, measure the carrier frequency. These measurements should be made within 2 minutes of Powering up the EUT, to prevent significant self-warming.
4. Repeat the above measurements at 10℃ increments from -30℃ to +50℃. Allow at least 1.5 hours at each temperature, unpowered, before making measurements.
5. Re-measure carrier frequency at room temperature with nominal voltage. Vary supply voltage from minimum voltage to maximum voltage, in 0.1Volt increments re-measuring carrier frequency at each voltage. Pause at nominal voltage for 1.5 hours unpowered, to allow any self-heating to stabilize, before continuing.
6. Subject the EUT to overnight soak at +50℃.
7. With the EUT, powered via nominal voltage, connected to the CMW500 and in a simulated call on the center channel, measure the carrier frequency. These measurements should be made within 2 minutes of Powering up the EUT, to prevent significant self-warming.
8. Repeat the above measurements at 10 ℃ decrements from +50℃ to -30℃. Allow at least 1.5 hours at each temperature, unpowered, before making measurements.
9. At all temperature levels hold the temperature to +/- 0.5℃ during the measurement procedure.

The frequency stability shall be sufficient to ensure that the fundamental emission stays within the authorized frequency block. As this transceiver is considered "Hand carried, battery powered equipment" Section 2.1055(d)(2) applies. This requires that the lower voltage for frequency stability testing be specified by the manufacturer. This transceiver is specified to operate with an input voltage of the lower, higher and nominal voltage. Operation above or below these voltage limits is prohibited by transceiver software in order to prevent improper operation as well as to protect components from overstress.

©Copyright. All rights reserved by CTTL.

A.3.2 Measurement results

LTE band 2, 20MHz bandwidth QPSK(worst case of all bandwidths)

Frequency Error vs Temperature

Temperature(℃)	Voltage(V)	FL(MHz)	FH(MHz)	Offset(Hz)	Frequency error(ppm)
20	3.92	1850.850	1909.140		
50				1.10	0.0006
40				4.94	0.0026
30				0.23	0.0001
10				-1.66	0.0009
0				0.80	0.0004
-10				1.25	0.0007
-20				1.55	0.0008
-30				1.99	0.0011

Frequency Error vs Voltage

Voltage(V)	Temperature(℃)	FL(MHz)	FH(MHz)	Offset(Hz)	Frequency error(ppm)
3.41	20	1850.850	1909.140	2.95	0.0016
4.54				4.94	0.0026

LTE band 7, 20MHz bandwidth QPSK(worst case of all bandwidths)

Frequency Error vs Temperature

Temperature(℃)	Voltage(V)	FL(MHz)	FH(MHz)	Offset(Hz)	Frequency error(ppm)
20	3.92	2500.660	2569.340		
50				-1.76	0.0007
40				3.02	0.0012
30				-2.52	0.0010
10				-5.12	0.0020
0				-1.07	0.0004
-10				1.90	0.0008
-20				-0.04	0.0000
-30				1.42	0.0006

Frequency Error vs Voltage

Voltage(V)	Temperature(℃)	FL(MHz)	FH(MHz)	Offset(Hz)	Frequency error(ppm)
3.41	20	2500.660	2569.340	2.88	0.0011
4.54				3.61	0.0014

©Copyright. All rights reserved by CTTL.

LTE band 12, 10MHz bandwidth QPSK(worst case of all bandwidths)

Frequency Error vs Temperature

Temperature(℃)	Voltage(V)	FL(MHz)	FH(MHz)	Offset(Hz)	Frequency error(ppm)
20	3.92	699.480	715.520		
50				2.03	0.0029
40				3.06	0.0043
30				0.99	0.0014
10				1.43	0.0020
0				0.62	0.0009
-10				-0.03	0.0000
-20				-0.46	0.0006
-30				-0.33	0.0005

Frequency Error vs Voltage

Voltage(V)	Temperature(℃)	FL(MHz)	FH(MHz)	Offset(Hz)	Frequency error(ppm)
3.41	20	699.480	715.520	-0.52	0.0007
4.54				-2.92	0.0041

LTE band 13, 10MHz bandwidth QPSK(worst case of all bandwidths)

Frequency Error vs Temperature

Temperature(℃)	Voltage(V)	FL(MHz)	FH(MHz)	Offset(Hz)	Frequency error(ppm)
20	3.92	777.480	786.520		
50				0.66	0.0008
40				0.37	0.0005
30				0.94	0.0012
10				0.97	0.0012
0				0.87	0.0011
-10				-0.03	0.0000
-20				0.34	0.0004
-30				-0.24	0.0003

Frequency Error vs Voltage

Voltage(V)	Temperature(℃)	FL(MHz)	FH(MHz)	Offset(Hz)	Frequency error(ppm)
3.41	20	777.480	786.520	0.79	0.0010
4.54				0.76	0.0010

©Copyright. All rights reserved by CTTL.

LTE band 26(824MHz~849MHz) , 15MHz bandwidth QPSK(worst case of all bandwidths)

Frequency Error vs Temperature

Temperature(℃)	Voltage(V)	FL(MHz)	FH(MHz)	Offset(Hz)	Frequency error(ppm)
20	3.92	824.580	848.410		
50				-2.06	0.0025
40				-1.50	0.0018
30				-0.10	0.0001
10				0.47	0.0006
0				-0.52	0.0006
-10				-0.41	0.0005
-20				-2.59	0.0031
-30				-0.77	0.0009

Frequency Error vs Voltage

Voltage(V)	Temperature(℃)	FL(MHz)	FH(MHz)	Offset(Hz)	Frequency error(ppm)
3.41	20	824.580	848.410	-1.87	0.0022
4.54				0.64	0.0008

LTE band 26(814MHz~824MHz), 10MHz bandwidth QPSK(worst case of all bandwidths)

Frequency Error vs Temperature

Temperature(℃)	Voltage(V)	FL(MHz)	FH(MHz)	Offset(Hz)	Frequency error(ppm)
20	3.92	814.420	823.580		
50				-3.09	0.0038
40				-1.89	0.0023
30				-0.99	0.0012
10				-1.40	0.0017
0				-2.13	0.0026
-10				1.02	0.0012
-20				-1.34	0.0016
-30				-2.72	0.0033

Frequency Error vs Voltage

Voltage(V)	Temperature(℃)	FL(MHz)	FH(MHz)	Offset(Hz)	Frequency error(ppm)
3.41	20	814.420	823.580	-2.19	0.0027
4.54				-1.95	0.0024

©Copyright. All rights reserved by CTTL.

LTE band 41, 20MHz bandwidth QPSK(worst case of all bandwidths)

Frequency Error vs Temperature

Temperature(℃)	Voltage(V)	FL(MHz)	FH(MHz)	Offset(Hz)	Frequency error(ppm)
20	3.92	2496.520	2689.400		
50				-8.41	0.0032
40				-7.45	0.0029
30				-6.74	0.0026
10				-9.16	0.0035
0				-8.31	0.0032
-10				-10.53	0.0041
-20				-8.21	0.0032
-30				-9.38	0.0036

Frequency Error vs Voltage

Voltage(V)	Temperature(℃)	FL(MHz)	FH(MHz)	Offset(Hz)	Frequency error(ppm)
3.41	20	2496.520	2689.400	-9.20	0.0035
4.54				-8.03	0.0031

LTE band 66, 20MHz bandwidth QPSK(worst case of all bandwidths)

Frequency Error vs Temperature

Temperature(℃)	Voltage(V)	FL(MHz)	FH(MHz)	Offset(Hz)	Frequency error(ppm)
20	3.92	1710.850	1779.150		
50				0.19	0.0001
40				3.55	0.0020
30				3.55	0.0020
10				1.40	0.0008
0				3.09	0.0018
-10				3.95	0.0023
-20				2.20	0.0013
-30				2.33	0.0013

Frequency Error vs Voltage

Voltage(V)	Temperature(℃)	FL(MHz)	FH(MHz)	Offset(Hz)	Frequency error(ppm)
3.41	20	1710.850	1779.150	1.89	0.0011
4.54				2.48	0.0014

©Copyright. All rights reserved by CTTL.

LTE CA band 41C, 20MHz+20MHz bandwidth QPSK(worst case of all bandwidths)

Frequency Error vs Voltage

Temperature(℃)	Voltage(V)	FL(MHz)	FH(MHz)	Offset(Hz)	Frequency error(ppm)
20	3.92	2496.900	2689.080		
50				-0.96	0.0004
40				1.00	0.0004
30				-2.32	0.0009
10				0.46	0.0002
0				-1.29	0.0005
-10				-0.14	0.0001
-20				0.19	0.0001
-30				11.13	0.0043

Frequency Error vs Voltage

Voltage(V)	Temperature(℃)	FL(MHz)	FH(MHz)	Offset(Hz)	Frequency error(ppm)
3.41	20	2496.900	2689.080	1.76	0.0007
4.54				0.80	0.0003

LTE CA band 66B, 10MHz+10MHz bandwidth QPSK(worst case of all bandwidths)

Frequency Error vs Voltage

Temperature(℃)	Voltage(V)	FL(MHz)	FH(MHz)	Offset(Hz)	Frequency error(ppm)
20	3.92	1710.340	1779.640		
50				-1.04	0.0006
40				-5.59	0.0032
30				-7.77	0.0044
10				-8.83	0.0050
0				-11.52	0.0066
-10				-11.89	0.0068
-20				-12.25	0.0070
-30				-10.09	0.0057

Frequency Error vs Voltage

Voltage(V)	Temperature(℃)	FL(MHz)	FH(MHz)	Offset(Hz)	Frequency error(ppm)
3.41	20	1710.340	1779.640	-7.85	0.0045
4.54				-4.68	0.0027

©Copyright. All rights reserved by CTTL.

LTE CA band 66C, 20MHz+20MHz bandwidth QPSK(worst case of all bandwidths)

Frequency Error vs Voltage

Temperature(℃)	Voltage(V)	FL(MHz)	FH(MHz)	Offset(Hz)	Frequency error(ppm)
20	3.92	1710.520	1779.340		
50				-2.22	0.0013
40				-11.72	0.0067
30				-11.12	0.0063
10				-5.82	0.0033
0				-13.98	0.0080
-10				-14.63	0.0083
-20				-14.63	0.0083
-30				-17.24	0.0098

Frequency Error vs Voltage

Voltage(V)	Temperature(℃)	FL(MHz)	FH(MHz)	Offset(Hz)	Frequency error(ppm)
3.41	20	1710.520	1779.340	-16.29	0.0093
4.54				-15.74	0.0090

©Copyright. All rights reserved by CTTL.

A.4 Occupied Bandwidth

Occupied bandwidth measurements are only provided for selected frequencies in order to reduce the amount of submitted data. Data were taken at the extreme and mid frequency. The table below lists the measured 99% BW. Spectrum analyzer plots are included on the following pages.
The measurement method is from ANSI C63.26:
a) The spectrum analyzer center frequency is set to the nominal EUT channel center frequency. The frequency span for the spectrum analyzer shall be set wide enough to capture all modulation products including the emission skirts.
b) The nominal IF filter 3 dB bandwidth (RBW) shall be in the range of 1% to 5% of the anticipated OBW, and the VBW shall be set ≥ 3 × RBW.
c) Set the reference level of the instrument as required to prevent the signal amplitude from exceeding the maximum spectrum analyzer input mixer level for linear operation.
d) Set the detection mode to peak, and the trace mode to max-hold.

©Copyright. All rights reserved by CTTL.

LTE band 2,1.4MHz(99%)

Frequency (MHz)	Occupied Bandwidth (99%)(MHz)	
	QPSK	16QAM
1880	1.090	1.090

LTE band 2 , 1.4MHz Bandwidth,MID,QPSK (99% BW)

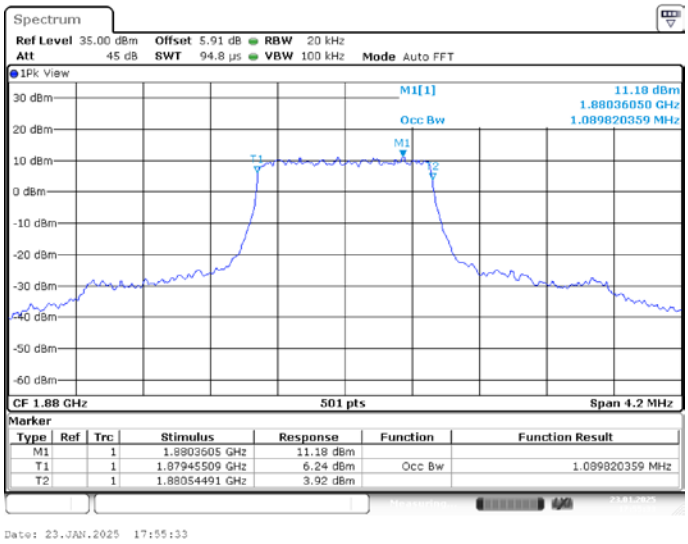

LTE band 2 , 1.4MHz Bandwidth,MID,16QAM (99% BW)

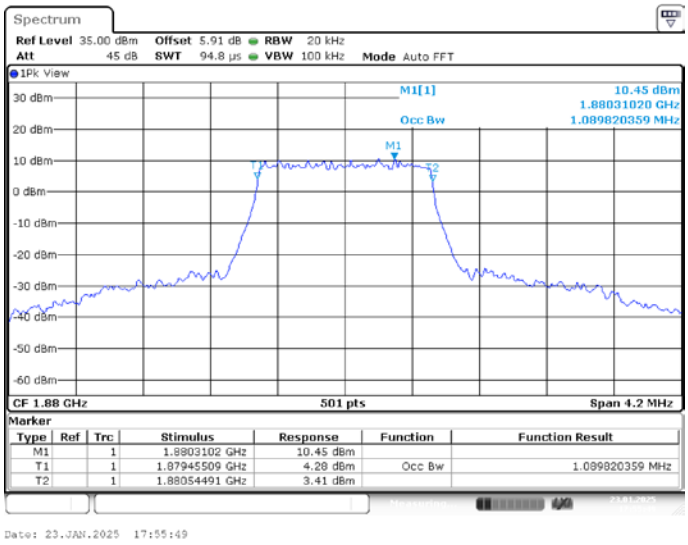

©Copyright. All rights reserved by CTTL.

LTE band 2,3MHz(99%)

Frequency (MHz)	Occupied Bandwidth (99%)(MHz)	
	QPSK	16QAM
1880	2.685	2.685

LTE band 2 , 3MHz Bandwidth,MID,QPSK (99% BW)

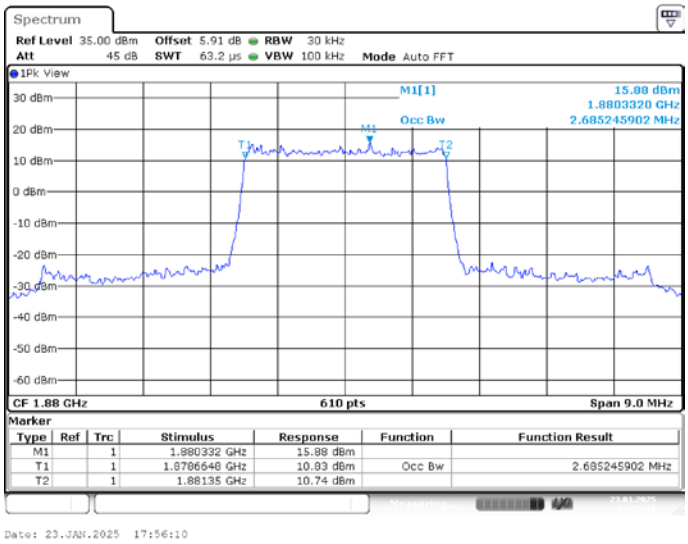

LTE band 2 , 3MHz Bandwidth,MID,16QAM (99% BW)

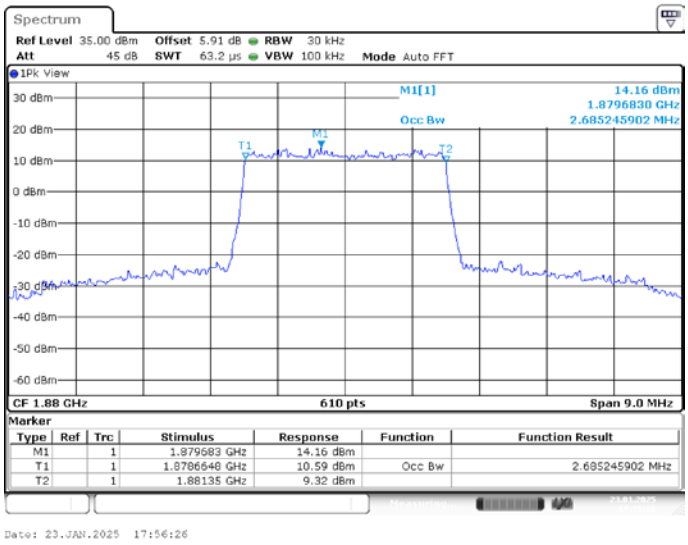

©Copyright. All rights reserved by CTTL.

LTE band 2,5MHz(99%)

Frequency (MHz)	Occupied Bandwidth (99%)(MHz)	
	QPSK	16QAM
1880	4.500	4.500

LTE band 2 , 5MHz Bandwidth,MID,QPSK (99% BW)

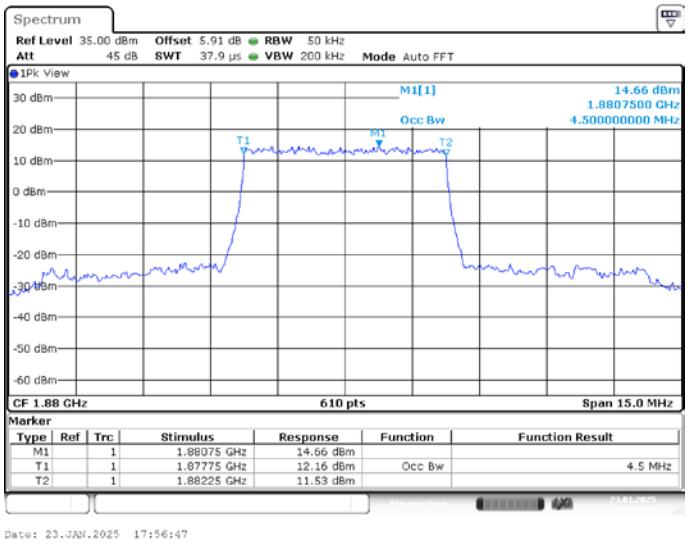

LTE band 2 , 5MHz Bandwidth,MID,16QAM (99% BW)

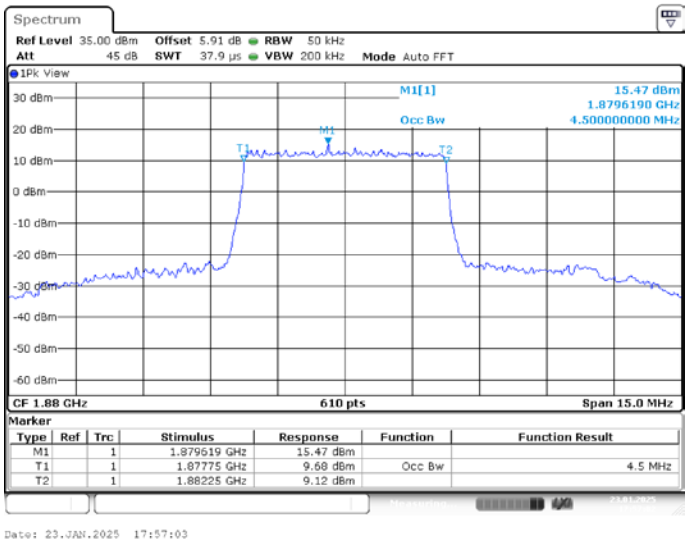

©Copyright. All rights reserved by CTTL.

LTE band 2,10MHz(99%)

Frequency (MHz)	Occupied Bandwidth (99%)(MHz)	
	QPSK	16QAM
1880	9.000	8.902

LTE band 2 , 10MHz Bandwidth,MID,QPSK (99% BW)

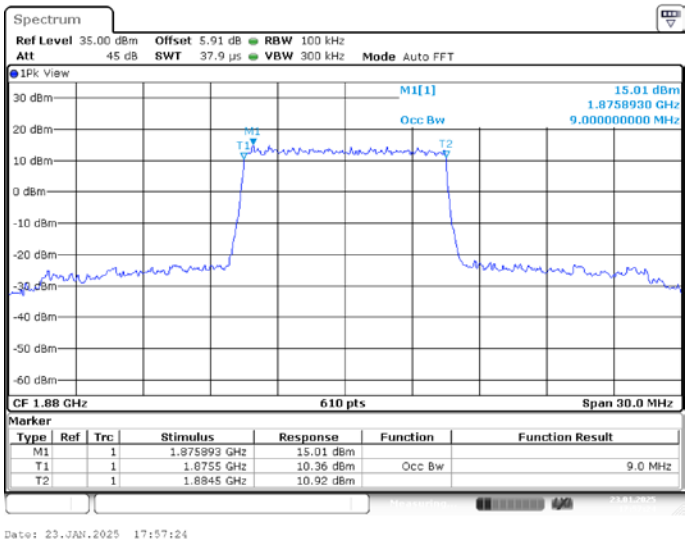

LTE band 2 , 10MHz Bandwidth,MID,16QAM (99% BW)

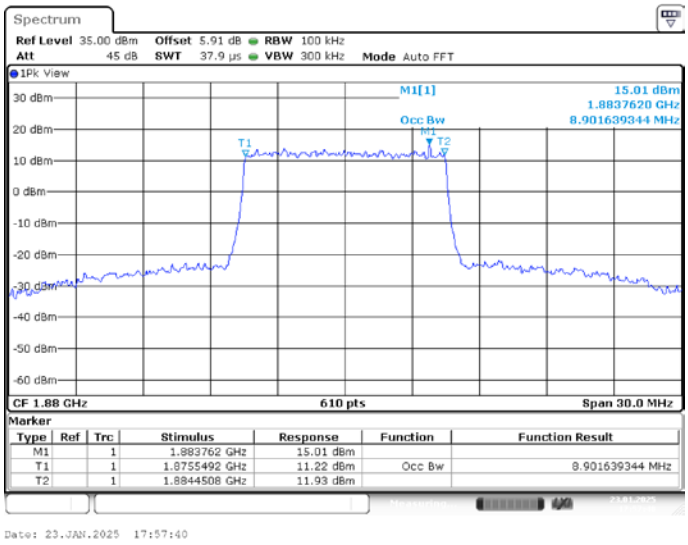

©Copyright. All rights reserved by CTTL.

LTE band 2,15MHz(99%)

Frequency (MHz)	Occupied Bandwidth (99%)(MHz)	
	QPSK	16QAM
1880	13.473	13.473

LTE band 2 , 15MHz Bandwidth,MID,QPSK (99% BW)

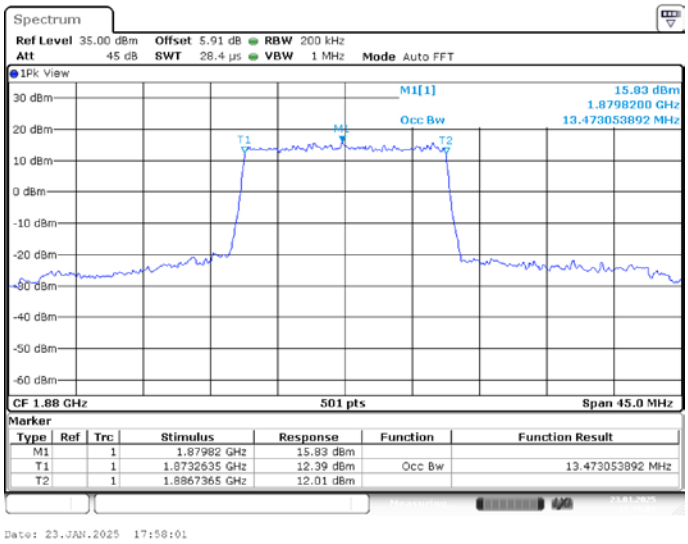

LTE band 2 , 15MHz Bandwidth,MID,16QAM (99% BW)

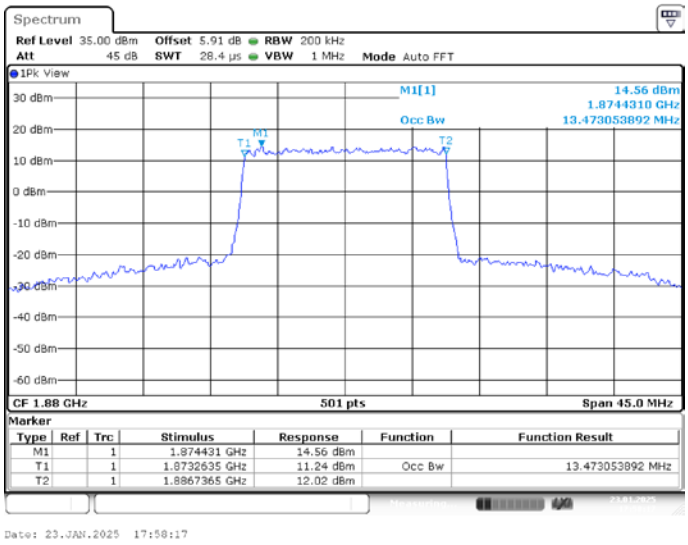

©Copyright. All rights reserved by CTTL.

LTE band 2,20MHz(99%)

Frequency (MHz)	Occupied Bandwidth (99%)(MHz)	
	QPSK	16QAM
1880	17.902	18.000

LTE band 2 , 20MHz Bandwidth,MID,QPSK (99% BW)

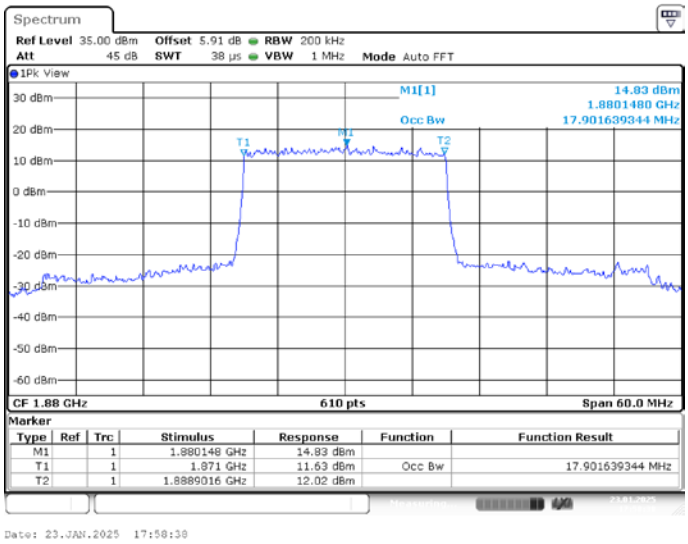

LTE band 2 , 20MHz Bandwidth,MID,16QAM (99% BW)

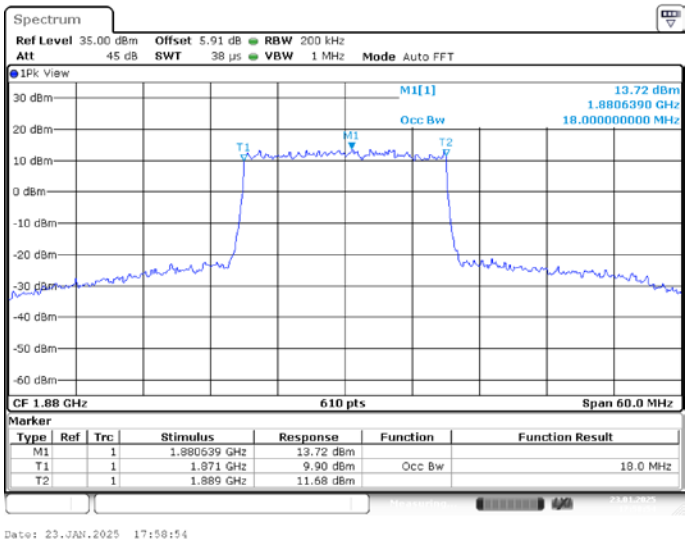

©Copyright. All rights reserved by CTTL.

LTE band 7,5MHz(99%)

Frequency (MHz)	Occupied Bandwidth (99%)(MHz)	
	QPSK	16QAM
2535	4.500	4.475

LTE band 7 , 5MHz Bandwidth,MID,QPSK (99% BW)

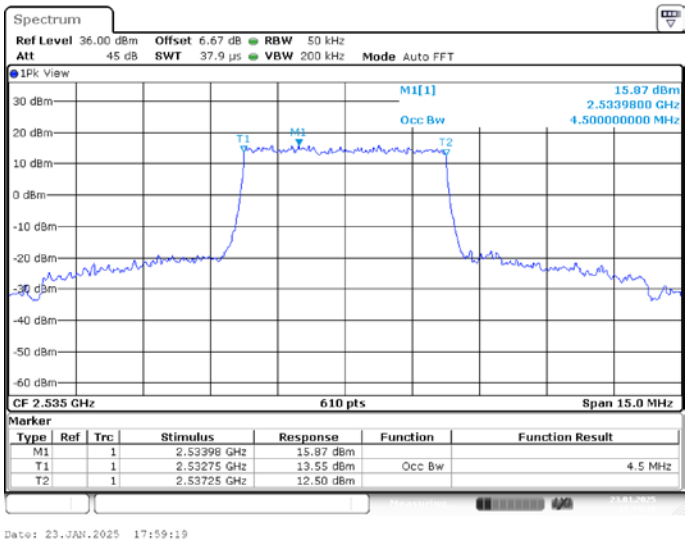

LTE band 7 , 5MHz Bandwidth,MID,16QAM (99% BW)

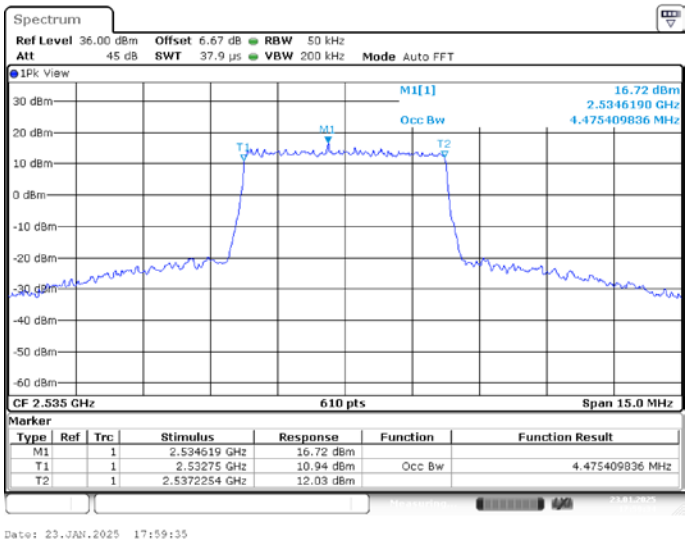

©Copyright. All rights reserved by CTTL.

LTE band 7,10MHz(99%)

Frequency (MHz)	Occupied Bandwidth (99%)(MHz)	
	QPSK	16QAM
2535	9.000	8.951

LTE band 7 , 10MHz Bandwidth,MID,QPSK (99% BW)

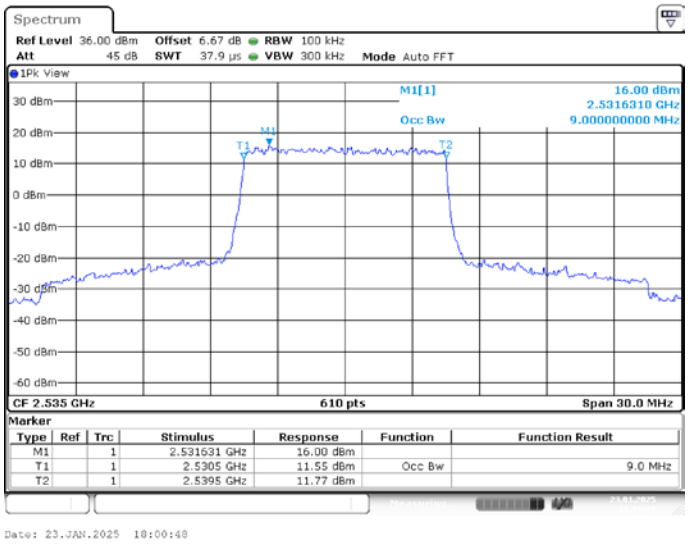

LTE band 7 , 10MHz Bandwidth,MID,16QAM (99% BW)

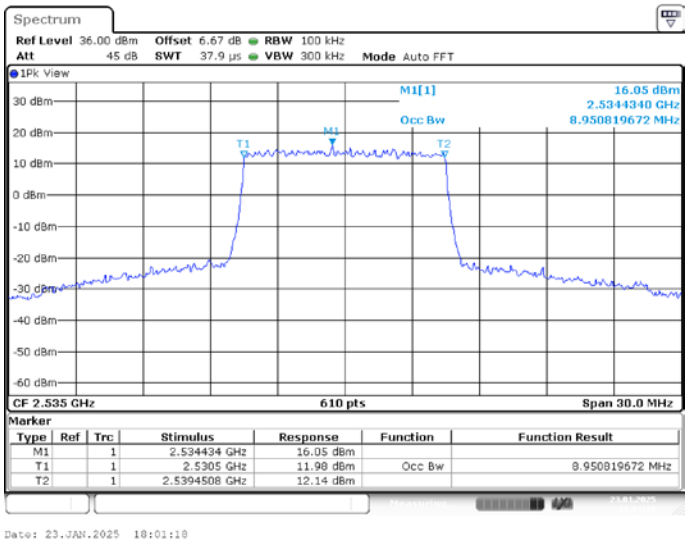

©Copyright. All rights reserved by CTTL.