Conducted Band Edge

WCDMA Band V (RMC 12.2Kbps)

Lowest Band Edge

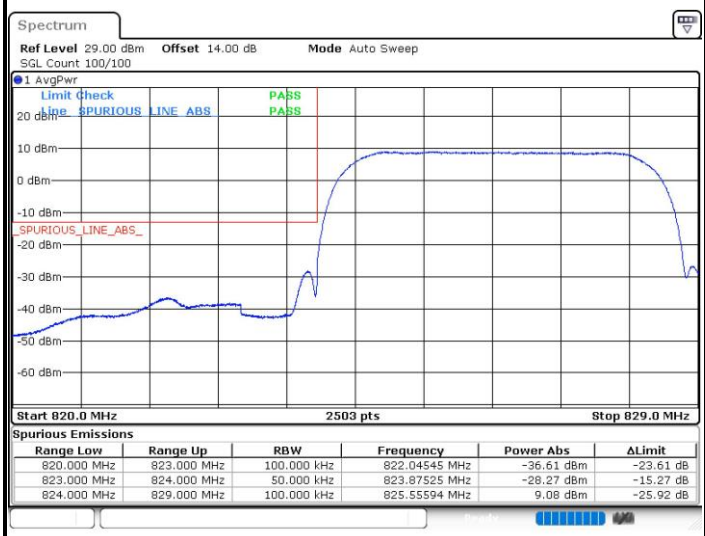

Spurious Emissions

Range Low	Range Up	RBW	Frequency	Power Abs	ΔLimit
820.000 MHz	823.000 MHz	100.000 kHz	822.04545 MHz	-36.61 dBm	-23.61 dB
823.000 MHz	824.000 MHz	50.000 kHz	823.87525 MHz	-28.27 dBm	-15.27 dB
824.000 MHz	829.000 MHz	100.000 kHz	825.55594 MHz	9.08 dBm	-25.92 dB

Date: 12.MAR.2025 14:47:41

Highest Band Edge

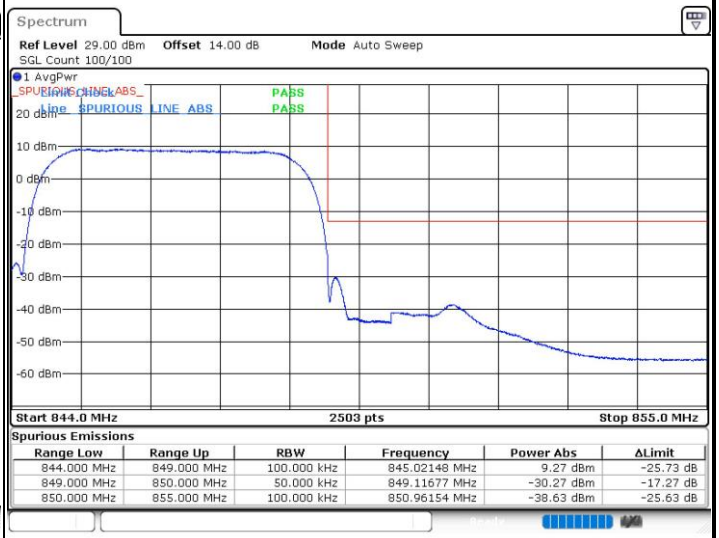

Spurious Emissions

Range Low	Range Up	RBW	Frequency	Power Abs	ΔLimit
844.000 MHz	849.000 MHz	100.000 kHz	845.02148 MHz	9.27 dBm	-25.73 dB
849.000 MHz	850.000 MHz	50.000 kHz	849.11677 MHz	-30.27 dBm	-17.27 dB
850.000 MHz	855.000 MHz	100.000 kHz	850.96154 MHz	-38.63 dBm	-25.63 dB

Date: 12.MAR.2025 14:54:23

WCDMA Band II (RMC 12.2Kbps)

Lowest Band Edge

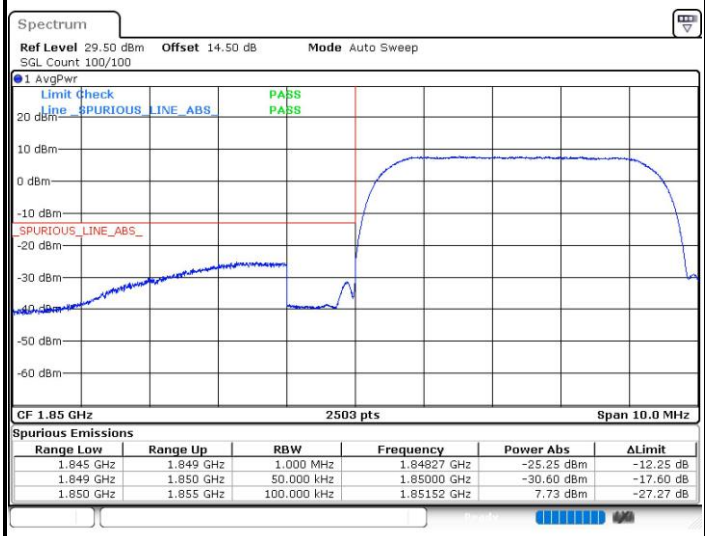

Spurious Emissions

Range Low	Range Up	RBW	Frequency	Power Abs	ΔLimit
1.845 GHz	1.849 GHz	1.000 MHz	1.84827 GHz	-25.25 dBm	-12.25 dB
1.849 GHz	1.850 GHz	50.000 kHz	1.85000 GHz	-30.60 dBm	-17.60 dB
1.850 GHz	1.855 GHz	100.000 kHz	1.85152 GHz	7.73 dBm	-27.27 dB

Date: 12.MAR.2025 13:55:29

Highest Band Edge

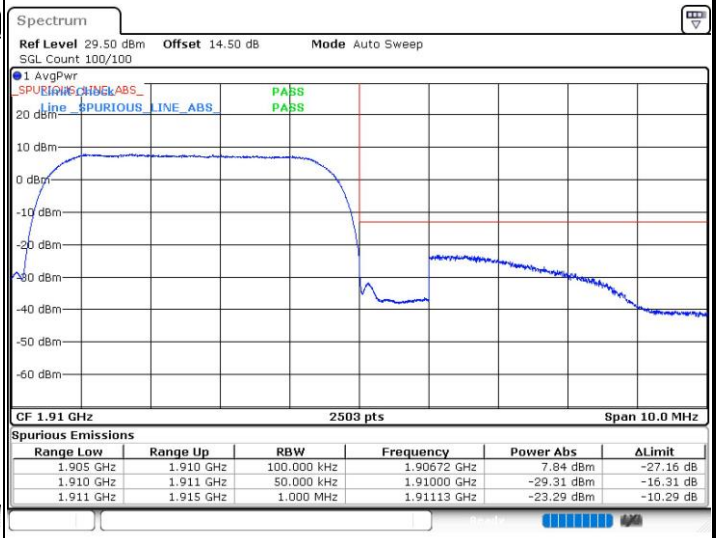

Spurious Emissions

Range Low	Range Up	RBW	Frequency	Power Abs	ΔLimit
1.905 GHz	1.910 GHz	100.000 kHz	1.90672 GHz	7.84 dBm	-27.16 dB
1.910 GHz	1.911 GHz	50.000 kHz	1.91000 GHz	-29.31 dBm	-16.31 dB
1.911 GHz	1.915 GHz	1.000 MHz	1.91113 GHz	-23.29 dBm	-10.29 dB

Date: 12.MAR.2025 14:21:31

WCDMA Band IV (RMC 12.2Kbps)

Lowest Band Edge

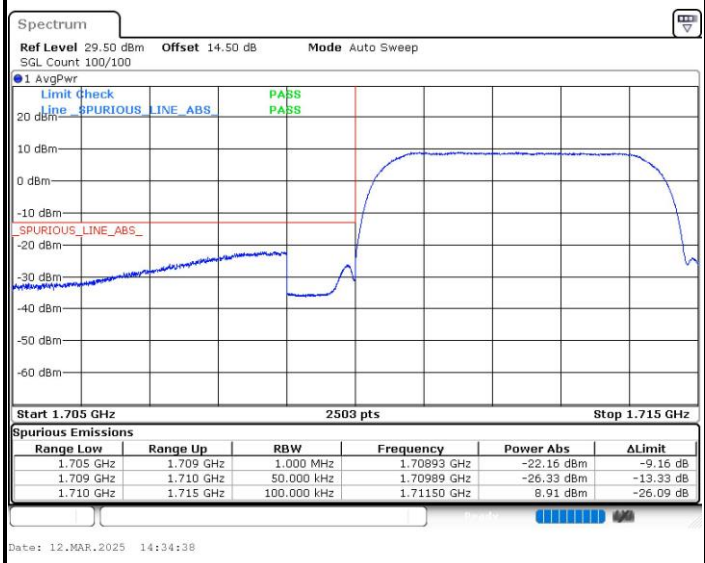

Spurious Emissions

Range Low	Range Up	RBW	Frequency	Power Abs	ΔLimit
1.705 GHz	1.709 GHz	1.000 MHz	1.70893 GHz	-22.16 dBm	-9.16 dB
1.709 GHz	1.710 GHz	50.000 kHz	1.70989 GHz	-26.33 dBm	-13.33 dB
1.710 GHz	1.715 GHz	100.000 kHz	1.71150 GHz	8.91 dBm	-26.09 dB

Date: 12.MAR.2025 14:34:38

Highest Band Edge

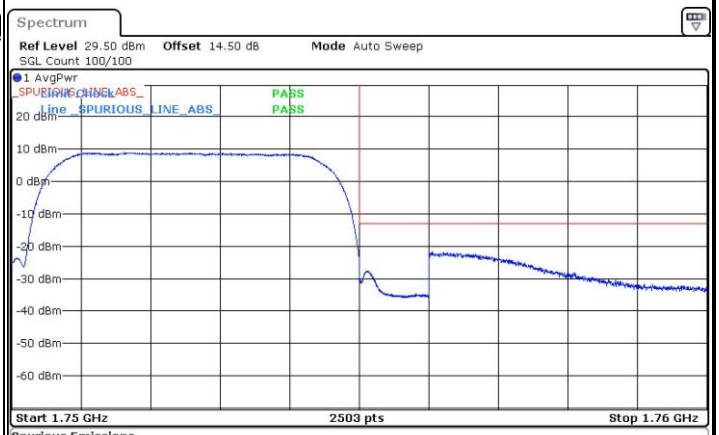

Spurious Emissions

Range Low	Range Up	RBW	Frequency	Power Abs	ΔLimit
1.750 GHz	1.755 GHz	100.000 kHz	1.75162 GHz	8.82 dBm	-26.18 dB
1.755 GHz	1.756 GHz	50.000 kHz	1.75512 GHz	-27.63 dBm	-14.63 dB
1.756 GHz	1.760 GHz	1.000 MHz	1.75605 GHz	-21.83 dBm	-8.83 dB

Date: 12.MAR.2025 14:42:17

Conducted Spurious Emission

WCDMA Band V (RMC 12.2Kbps)

Lowest Channel

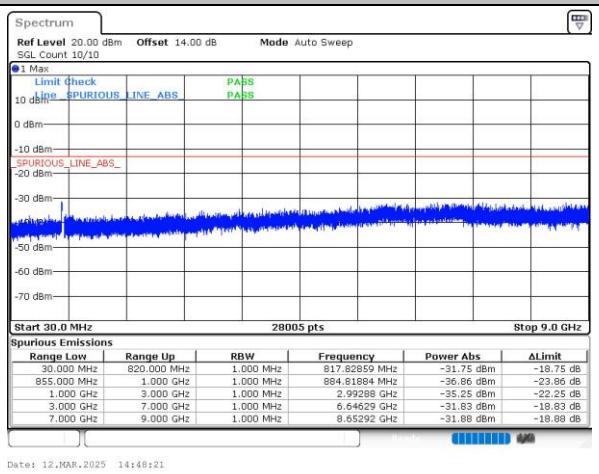

Spurious Emissions

Range Low	Range Up	RBW	Frequency	Power Abs	ΔLimit
30.000 MHz	820.000 MHz	1.000 MHz	817.82859 MHz	-31.75 dBm	-18.75 dB
855.000 MHz	1.000 GHz	1.000 MHz	884.81884 MHz	-36.86 dBm	-23.86 dB
1.000 GHz	3.000 GHz	1.000 MHz	2.99288 GHz	-35.25 dBm	-22.25 dB
3.000 GHz	7.000 GHz	1.000 MHz	6.54629 GHz	-31.83 dBm	-18.83 dB
7.000 GHz	9.000 GHz	1.000 MHz	8.65292 GHz	-31.88 dBm	-18.88 dB

Middle Channel

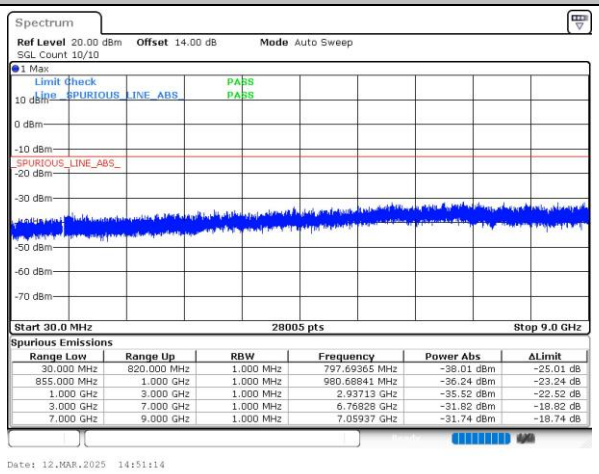

Spurious Emissions

Range Low	Range Up	RBW	Frequency	Power Abs	ΔLimit
30.000 MHz	820.000 MHz	1.000 MHz	797.69365 MHz	-38.01 dBm	-25.01 dB
855.000 MHz	1.000 GHz	1.000 MHz	980.68841 MHz	-36.24 dBm	-23.24 dB
1.000 GHz	3.000 GHz	1.000 MHz	2.93713 GHz	-35.52 dBm	-22.52 dB
3.000 GHz	7.000 GHz	1.000 MHz	6.76828 GHz	-31.82 dBm	-18.82 dB
7.000 GHz	9.000 GHz	1.000 MHz	7.05937 GHz	-31.74 dBm	-18.74 dB

Highest Channel

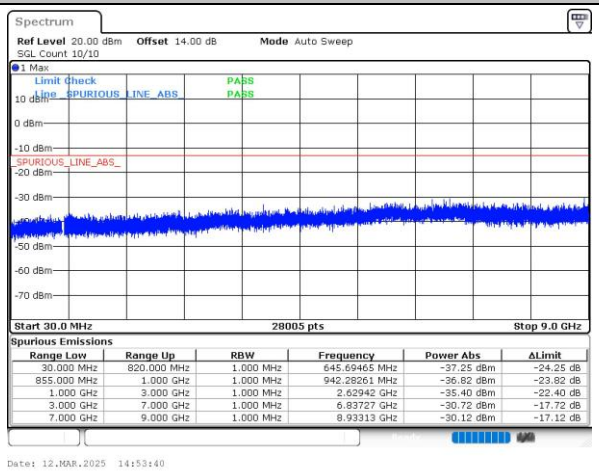

Spurious Emissions

Range Low	Range Up	RBW	Frequency	Power Abs	ΔLimit
30.000 MHz	820.000 MHz	1.000 MHz	645.69465 MHz	-37.25 dBm	-24.25 dB
855.000 MHz	1.000 GHz	1.000 MHz	942.28261 MHz	-36.82 dBm	-23.82 dB
1.000 GHz	3.000 GHz	1.000 MHz	2.62942 GHz	-35.40 dBm	-22.40 dB
3.000 GHz	7.000 GHz	1.000 MHz	6.83727 GHz	-30.72 dBm	-17.72 dB
7.000 GHz	9.000 GHz	1.000 MHz	8.93313 GHz	-30.12 dBm	-17.12 dB

WCDMA Band II (RMC 12.2Kbps)

Lowest Channel

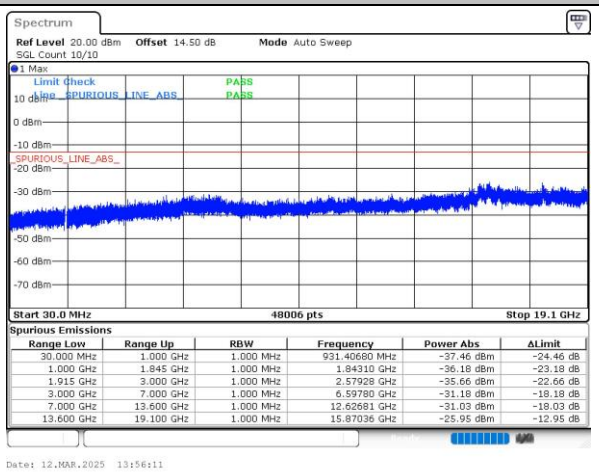

Spurious Emissions

Range Low	Range Up	RBW	Frequency	Power Abs	ΔLimit
30.000 MHz	1.000 GHz	1.000 MHz	931.40680 MHz	-37.46 dBm	-24.46 dB
1.000 GHz	1.845 GHz	1.000 MHz	1.84310 GHz	-36.18 dBm	-23.18 dB
1.915 GHz	3.000 GHz	1.000 MHz	2.57928 GHz	-35.66 dBm	-22.66 dB
3.000 GHz	7.000 GHz	1.000 MHz	6.59780 GHz	-31.18 dBm	-18.18 dB
7.000 GHz	13.600 GHz	1.000 MHz	12.62681 GHz	-31.03 dBm	-18.03 dB
13.600 GHz	19.100 GHz	1.000 MHz	15.87036 GHz	-25.95 dBm	-12.95 dB

Middle Channel

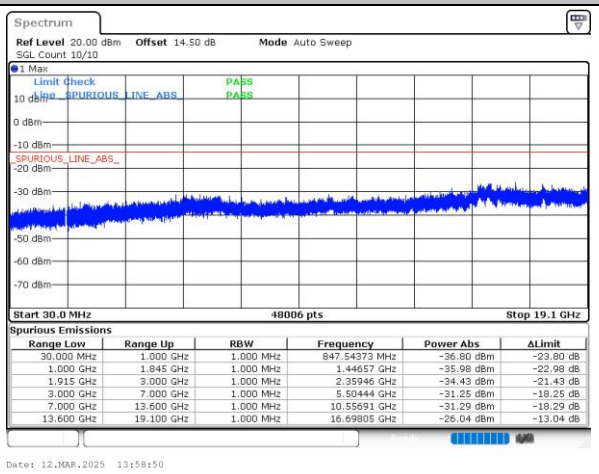

Spurious Emissions

Range Low	Range Up	RBW	Frequency	Power Abs	ΔLimit
30.000 MHz	1.000 GHz	1.000 MHz	847.54373 MHz	-36.80 dBm	-23.80 dB
1.000 GHz	1.845 GHz	1.000 MHz	1.44657 GHz	-35.98 dBm	-22.98 dB
1.915 GHz	3.000 GHz	1.000 MHz	2.35946 GHz	-34.43 dBm	-21.43 dB
3.000 GHz	7.000 GHz	1.000 MHz	5.50444 GHz	-31.25 dBm	-18.25 dB
7.000 GHz	13.600 GHz	1.000 MHz	10.55691 GHz	-31.29 dBm	-18.29 dB
13.600 GHz	19.100 GHz	1.000 MHz	16.69805 GHz	-26.04 dBm	-13.04 dB

Highest Channel

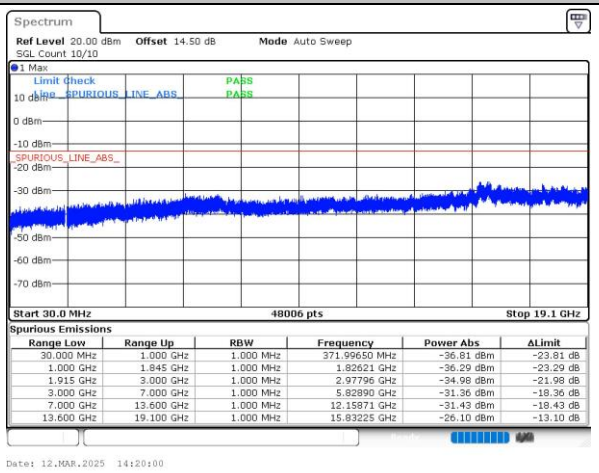

Spurious Emissions

Range Low	Range Up	RBW	Frequency	Power Abs	ΔLimit
30.000 MHz	1.000 GHz	1.000 MHz	371.99650 MHz	-36.81 dBm	-23.81 dB
1.000 GHz	1.845 GHz	1.000 MHz	1.82621 GHz	-36.29 dBm	-23.29 dB
1.915 GHz	3.000 GHz	1.000 MHz	2.97796 GHz	-34.98 dBm	-21.98 dB
3.000 GHz	7.000 GHz	1.000 MHz	5.82890 GHz	-31.36 dBm	-18.36 dB
7.000 GHz	13.600 GHz	1.000 MHz	12.15871 GHz	-31.43 dBm	-18.43 dB
13.600 GHz	19.100 GHz	1.000 MHz	15.83225 GHz	-26.10 dBm	-13.10 dB

WCDMA Band IV (RMC 12.2Kbps)

Lowest Channel

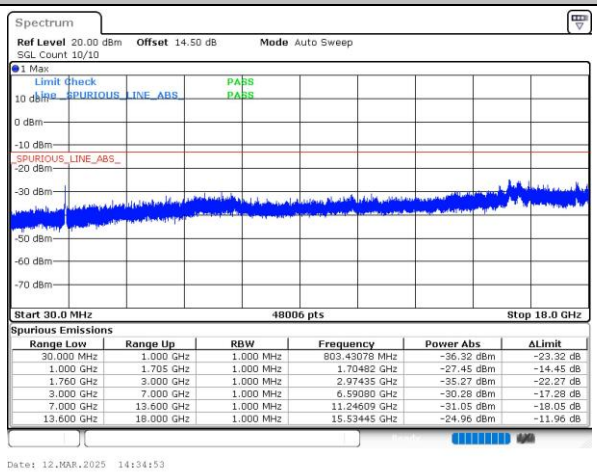

Spurious Emissions

Range Low	Range Up	RBW	Frequency	Power Abs	ΔLimit
30.000 MHz	1.000 GHz	1.000 MHz	803.43078 MHz	-36.32 dBm	-23.32 dB
1.000 GHz	1.705 GHz	1.000 MHz	1.70482 GHz	-27.45 dBm	-14.45 dB
1.760 GHz	3.000 GHz	1.000 MHz	2.97435 GHz	-35.27 dBm	-22.27 dB
3.000 GHz	7.000 GHz	1.000 MHz	6.59080 GHz	-30.28 dBm	-17.28 dB
7.000 GHz	13.600 GHz	1.000 MHz	11.24609 GHz	-31.05 dBm	-18.05 dB
13.600 GHz	18.000 GHz	1.000 MHz	15.53445 GHz	-24.96 dBm	-11.96 dB

Middle Channel

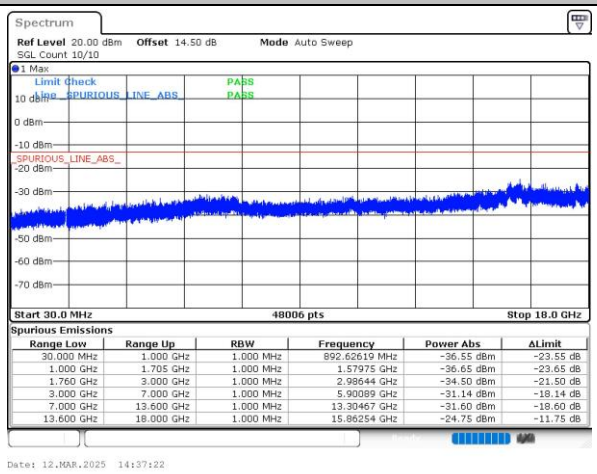

Spurious Emissions

Range Low	Range Up	RBW	Frequency	Power Abs	ΔLimit
30.000 MHz	1.000 GHz	1.000 MHz	892.62619 MHz	-36.55 dBm	-23.55 dB
1.000 GHz	1.705 GHz	1.000 MHz	1.57975 GHz	-36.65 dBm	-23.65 dB
1.760 GHz	3.000 GHz	1.000 MHz	2.98644 GHz	-34.50 dBm	-21.50 dB
3.000 GHz	7.000 GHz	1.000 MHz	5.90089 GHz	-31.14 dBm	-18.14 dB
7.000 GHz	13.600 GHz	1.000 MHz	13.30467 GHz	-31.60 dBm	-18.60 dB
13.600 GHz	18.000 GHz	1.000 MHz	15.86254 GHz	-24.75 dBm	-11.75 dB

Highest Channel

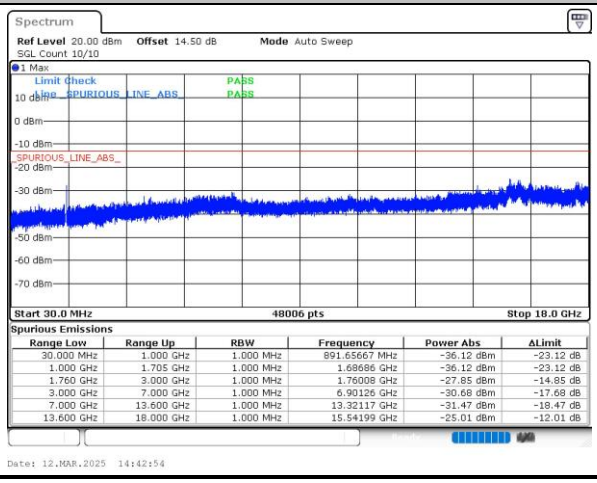

Spurious Emissions

Range Low	Range Up	RBW	Frequency	Power Abs	ΔLimit
30.000 MHz	1.000 GHz	1.000 MHz	891.65667 MHz	-36.12 dBm	-23.12 dB
1.000 GHz	1.705 GHz	1.000 MHz	1.68686 GHz	-36.12 dBm	-23.12 dB
1.760 GHz	3.000 GHz	1.000 MHz	1.76008 GHz	-27.85 dBm	-14.85 dB
3.000 GHz	7.000 GHz	1.000 MHz	6.90126 GHz	-30.68 dBm	-17.68 dB
7.000 GHz	13.600 GHz	1.000 MHz	13.32117 GHz	-31.47 dBm	-18.47 dB
13.600 GHz	18.000 GHz	1.000 MHz	15.54199 GHz	-25.01 dBm	-12.01 dB

Frequency Stability

Test Conditions	Middle Channel	WCDMA Band V (RMC 12.2Kbps)	Limit 2.5ppm
Temperature (°C)	Voltage (Volt)	Deviation (ppm)	Result
50	Normal Voltage	0.0005	PASS
40	Normal Voltage	0.0016	
30	Normal Voltage	0.0014	
20(Ref.)	Normal Voltage	0.0000	
10	Normal Voltage	0.0088	
0	Normal Voltage	0.0002	
-10	Normal Voltage	0.0007	
-20	Normal Voltage	0.0002	
-30	Normal Voltage	0.0011	
20	Maximum Voltage	0.0080	
20	Normal Voltage	0.0000	
20	Battery End Point	0.0016	

Test Conditions	Middle Channel	WCDMA Band II (RMC 12.2Kbps)	Limit Note 2.
Temperature (°C)	Voltage (Volt)	Deviation (ppm)	Result
50	Normal Voltage	0.0005	PASS
40	Normal Voltage	0.0068	
30	Normal Voltage	0.0020	
20(Ref.)	Normal Voltage	0.0000	
10	Normal Voltage	0.0105	
0	Normal Voltage	0.0010	
-10	Normal Voltage	0.0057	
-20	Normal Voltage	0.0041	
-30	Normal Voltage	0.0015	
20	Maximum Voltage	0.0087	
20	Normal Voltage	0.0000	
20	Battery End Point	0.0002	

Test Conditions	Middle Channel	WCDMA Band IV (RMC 12.2Kbps)	Limit Note 2.
Temperature (°C)	Voltage (Volt)	Deviation (ppm)	Result
50	Normal Voltage	0.0062	PASS
40	Normal Voltage	0.0461	
30	Normal Voltage	0.0271	
20(Ref.)	Normal Voltage	0.0000	
10	Normal Voltage	0.0026	
0	Normal Voltage	0.0365	
-10	Normal Voltage	0.0240	
-20	Normal Voltage	0.0274	
-30	Normal Voltage	0.0487	
20	Maximum Voltage	0.0361	
20	Normal Voltage	0.0000	
20	Battery End Point	0.0551	

Note:

1. Normal Voltage = 3.92V. ; Minimum Voltage = 3.6V. ; Maximum Voltage =4.53 V
2. The frequency fundamental emissions stay within the authorized frequency block based on the frequency deviation measured is small.

Appendix B. Test Results of Radiated Test

Radiated Spurious Emission

Test Engineer :	LiangPing Zhou	Temperature :	22~25℃
		Relative Humidity :	48~52%

Note: Pre-scanned harmonic for the different antennas, we choose the worst antenna mode to perform final test and record in the report.

GSM850 (GSM)_Ant1									
Channel	Frequency (MHz)	ERP (dBm)	Limit (dBm)	Over Limit (dB)	SPA Reading (dBm)	S.G. Power (dBm)	TX Cable loss (dB)	TX Antenna Gain (dBi)	Polarization (H/V)
Middle	1672.8	-63.26	-13	-50.26	-73.22	-66.51	4.00	9.40	H
	2509.2	-56.16	-13	-43.16	-70.56	-59.73	4.88	10.60	H
	3345.6	-62.61	-13	-49.61	-78.60	-67.54	5.52	12.60	H
	1672.8	-65.69	-13	-52.69	-75.10	-68.94	4.00	9.40	V
	2509.2	-60.41	-13	-47.41	-74.77	-63.98	4.88	10.60	V
	3345.6	-62.63	-13	-49.63	-78.35	-67.56	5.52	12.60	V

Remark: Spurious emissions within 30-1000MHz were found more than 20dB below limit line.

GSM850 (EDGE 1 Tx slots) _Ant1									
Channel	Frequency (MHz)	ERP (dBm)	Limit (dBm)	Over Limit (dB)	SPA Reading (dBm)	S.G. Power (dBm)	TX Cable loss (dB)	TX Antenna Gain (dBi)	Polarization (H/V)
Middle	1672.8	-63.49	-13	-50.49	-73.45	-66.74	4.00	9.40	H
	2509.2	-55.64	-13	-42.64	-70.04	-59.21	4.88	10.60	H
	3345.6	-62.53	-13	-49.53	-78.52	-67.46	5.52	12.60	H
	1672.8	-66.41	-13	-53.41	-75.82	-69.66	4.00	9.40	V
	2509.2	-61.37	-13	-48.37	-75.73	-64.94	4.88	10.60	V
	3345.6	-62.68	-13	-49.68	-78.40	-67.61	5.52	12.60	V

Remark: Spurious emissions within 30-1000MHz were found more than 20dB below limit line.

GSM1900 (GSM) _Ant5									
Channel	Frequency (MHz)	EIRP (dBm)	Limit (dBm)	Over Limit (dB)	SPA Reading (dBm)	S.G. Power (dBm)	TX Cable loss (dB)	TX Antenna Gain (dBi)	Polarization (H/V)
Middle	3760	-61.20	-13	-48.20	-79.83	-67.95	5.85	12.60	H
	5640	-59.12	-13	-46.12	-82.38	-64.92	7.30	13.10	H
	7520	-55.15	-13	-42.15	-81.96	-58.30	8.35	11.50	H
	3760	-61.67	-13	-48.67	-80.23	-68.42	5.85	12.60	V
	5640	-59.72	-13	-46.72	-82.23	-65.52	7.30	13.10	V
	7520	-55.05	-13	-42.05	-81.84	-58.20	8.35	11.50	V

Remark: Spurious emissions within 30-1000MHz were found more than 20dB below limit line.

GSM1900 (EDGE 1 Tx slots) _Ant5									
Channel	Frequency (MHz)	EIRP (dBm)	Limit (dBm)	Over Limit (dB)	SPA Reading (dBm)	S.G. Power (dBm)	TX Cable loss (dB)	TX Antenna Gain (dBi)	Polarization (H/V)
Middle	3760	-61.34	-13	-48.34	-79.97	-68.09	5.85	12.60	H
	5640	-58.60	-13	-45.60	-81.86	-64.40	7.30	13.10	H
	7520	-55.19	-13	-42.19	-82.00	-58.34	8.35	11.50	H
	3760	-61.61	-13	-48.61	-80.17	-68.36	5.85	12.60	V
	5640	-59.59	-13	-46.59	-82.1	-65.39	7.30	13.10	V
	7520	-55.10	-13	-42.10	-81.89	-58.25	8.35	11.50	V

Remark: Spurious emissions within 30-1000MHz were found more than 20dB below limit line.

WCDMA Band V(RMC 12.2Kbps) _Ant1									
Channel	Frequency (MHz)	ERP (dBm)	Limit (dBm)	Over Limit (dB)	SPA Reading (dBm)	S.G. Power (dBm)	TX Cable loss (dB)	TX Antenna Gain (dBi)	Polarization (H/V)
Middle	1672.8	-65.96	-13	-52.96	-75.92	-69.21	4.00	9.40	H
	2509.2	-63.03	-13	-50.03	-77.43	-66.60	4.88	10.60	H
	3345.6	-62.68	-13	-49.68	-78.67	-67.61	5.52	12.60	H
	1672.8	-66.52	-13	-53.52	-75.93	-69.77	4.00	9.40	V
	2509.2	-63.02	-13	-50.02	-77.38	-66.59	4.88	10.60	V
	3345.6	-63.02	-13	-50.02	-78.74	-67.95	5.52	12.60	V

Remark: Spurious emissions within 30-1000MHz were found more than 20dB below limit line.

WCDMA Band II(RMC 12.2Kbps) _Ant5									
Channel	Frequency (MHz)	EIRP (dBm)	Limit (dBm)	Over Limit (dB)	SPA Reading (dBm)	S.G. Power (dBm)	TX Cable loss (dB)	TX Antenna Gain (dBi)	Polarization (H/V)
Middle	3760	-61.39	-13	-48.39	-80.02	-68.14	5.85	12.60	H
	5640	-58.79	-13	-45.79	-82.05	-64.59	7.30	13.10	H
	7520	-55.01	-13	-42.01	-81.82	-58.16	8.35	11.50	H
	3760	-61.36	-13	-48.36	-79.92	-68.11	5.85	12.60	V
	5640	-59.46	-13	-46.46	-81.97	-65.26	7.30	13.10	V
	7520	-55.05	-13	-42.05	-81.84	-58.20	8.35	11.50	V

Remark: Spurious emissions within 30-1000MHz were found more than 20dB below limit line.

WCDMA Band IV(RMC 12.2Kbps) _Ant5									
Channel	Frequency (MHz)	EIRP (dBm)	Limit (dBm)	Over Limit (dB)	SPA Reading (dBm)	S.G. Power (dBm)	TX Cable loss (dB)	TX Antenna Gain (dBi)	Polarization (H/V)
Middle	3465.2	-61.37	-13	-48.37	-78.27	-68.12	5.85	12.60	H
	5197.8	-60.86	-13	-47.86	-82.63	-66.66	7.30	13.10	H
	6930.4	-56.35	-13	-43.35	-82.15	-59.50	8.35	11.50	H
	3465.2	-62.05	-13	-49.05	-78.97	-68.80	5.85	12.60	V
	5197.8	-60.23	-13	-47.23	-82.31	-66.03	7.30	13.10	V
	6930.4	-56.05	-13	-43.05	-82.32	-59.20	8.35	11.50	V

Remark: Spurious emissions within 30-1000MHz were found more than 20dB below limit line.