ANNEX I: The EUT Appearances and Test Configuration

a: EUT

b: Battery

Picture 8: Constituents of EUT



Picture 9: Left Hand Touch Cheek Position



Picture 10: Left Hand Tilt 15 Degree Position



Picture 11: Right Hand Touch Cheek Position



Picture 12: Right Hand Tilt 15 Degree Position



Picture 13: Body, The EUT display towards ground, the distance from handset to the bottom of the Phantom is 15mm



Picture 14: Body, The EUT display towards phantom, the distance from handset to the bottom of the Phantom is 15mm

Picture 15: Body with earphone, The EUT display towards ground, the distance from handset to the bottom of the Phantom is 15mm



Picture 16: Body, the EUT display towards ground, the distance from handset to the bottom of the Phantom is 10mm



Picture 17: Body, the EUT display towards phantom, the distance from handset to the bottom of the Phantom is 10mm

Picture 18: Left edge, the distance from handset to the bottom of the Phantom is 10mm

Picture 19: Right edge, the distance from handset to the bottom of the Phantom is 10mm

Picture 20: Top edge, the distance from handset to the bottom of the Phantom is 10mm

Picture 21: Bottom edge, the distance from handset to the bottom of the Phantom is 10mm

ANNEX J: Schematic Diagram of Antenna

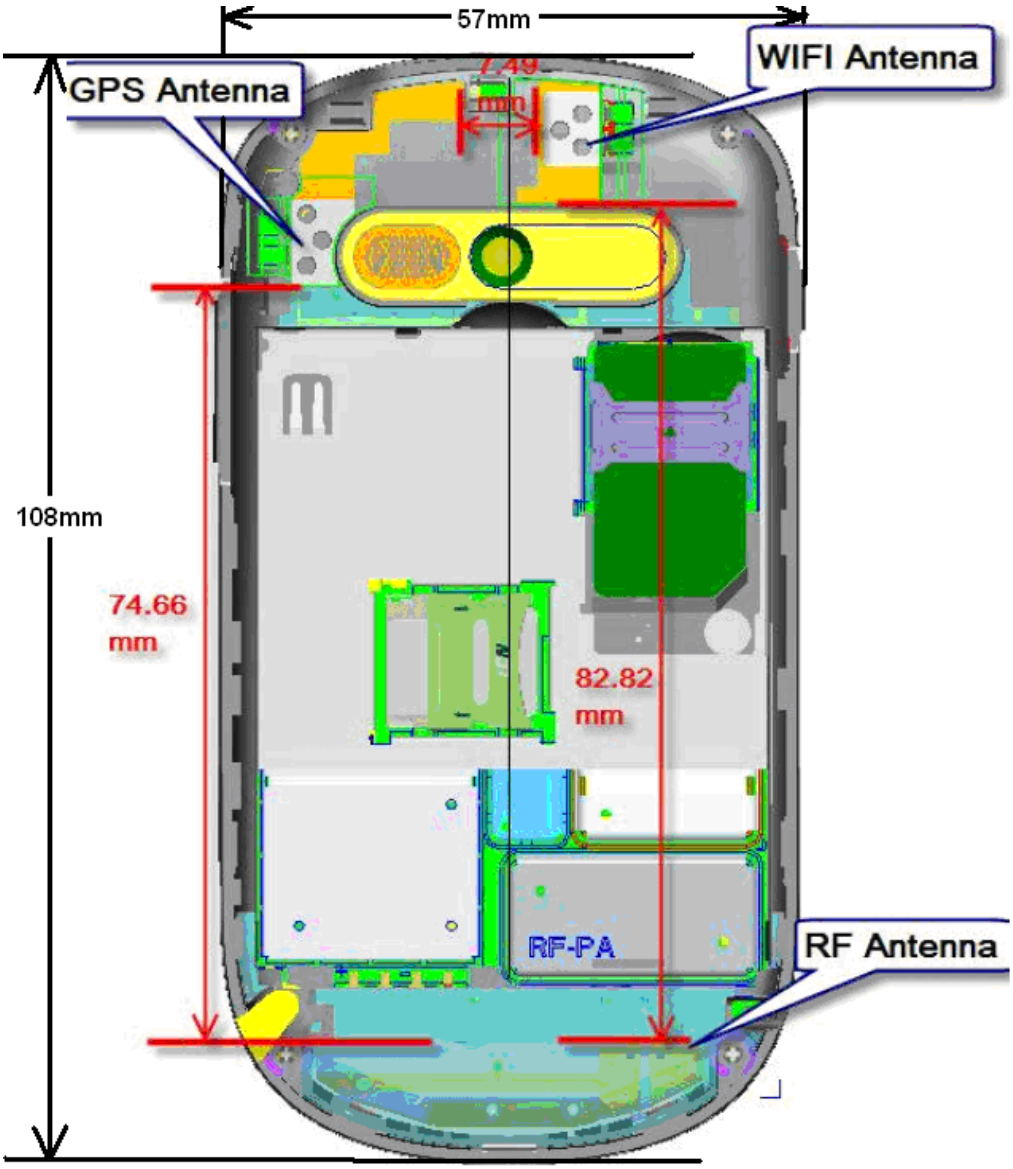

c: Schematic Diagram of Antenna