品名：**RFFPA493517EMAB901** **History List**

版本 REV.	修訂者 EDITOR	修訂頁次 PAGE	修訂內容 ITEMS OF CHANGE	申請日期 DATE	生效日期 VALID DATE	ECN 編號 ECN NO.
P0	李欣樺	ALL	New Release	2025/02/18	According to the date of PLM Release	N/A

品名：RFFPA493517EMAB901

1. Explanation of part number：

RF	FPA	4935	17	E	M	A	B	9	01
Type Code	**Product Code**	**PCB Dimension (Unit: mm)**	**Cable Length (unit: cm)**	**Connector Brand**	**Type of Connector**	**Application**	**Project status**	**Wire Diameter**	**Project**
RF Device	FPC Antenna	Per 2 digits of length, width e.g.: 2813 Length 28mm, Width 13.1mm	2 digits for cable length e.g.: 12 Length 12.5cm	A: N C:MCX D:IPEX III E: IPEX IV F: IPEX A13 H: Hirose I: IPEX M: MMCX S: SMA T: TNC U:MURATA N: None	A: Reverse Female B: Reverse Male F: Female M: Male N: None	0: 0GHz 3: 3GHz 5: 5GHz 6: 6GHz A: 2.4GHz ISM band B: GSM 900/1800 dual band G: GPS band L: 2.4/5.2/5.8 GHz tri-band N: NFC T: LTE band W: WCDMA band	B: MP T:During Test X: Pile Run	0:None 1:⌀ 0.81 2:⌀ 1.32 3:⌀ 1.13 4:Low Loss ⌀ 1.13 5:⌀ 0.5 6:RG316 7: ⌀ 1.37 8:RG178 9:Low Loss ⌀ 1.37	01~99 series number

2. Electrical Specification：

Item	Specification
Working Frequency Range	2400~2500 MHz
Return Loss	-9.8 dB(Max)
Gain(peak)	6.19 dBi
VSWR	2.2 (Max)
Impedance	50 Ohm Nominal
Radiation	Omni-directional
Polarization	Linear Vertical
Operation Temperature	－20℃ ～ ＋65℃

UNLESS OTHER SPECIFIED TOLERANCES ON： X＝N/A X.X＝N/A X.XX＝N/A ANGLES＝N/A HOLEDIA＝N/A		INPAQ TECHNOLOGY CO., LTD.
SCALE：N/A	UNIT：mm	THIS DRAWINGS AND SPECIFICATIONS ARE THE PROPERTY OF INPAQ TECHNOLOGY CO.,LTD.AND SHALL NOT BE REPRODUCED OR USED AS THE BASIS FOR THE MANUFACTURE OR SALE OF APPARATUS OR DEVICES WITHOUT PERMISSION
DRAWN BY：李欣樺	CHECKED BY：詹惠雯	
DESIGNED BY： 黃瑞郎	APPROVED BY：陳振榮	
TITLE：RFFPA493517EMAB901	DOCUMENT NO.	SPEC REV. P0

3. Antenna Drawing：

ELECTRICAL
Frequency ：
2400~2500 MHz

NO	DESCRIPTION		Color	QTY
A	Body	FPC (0.5oz) (Single Layer)	Black	1
B	Body	PCB FR4(Single Layer),T=0.6mm	Green	1
C	Sponge	Sponge(EVA)+Double Tape(3M9448):L50xW25xT10mm	Black	1
D	Cable	Ø1.37 Low Loss	Gray	1
E	Connector	四代 IPEX (731308000001)	Ni/Gold	1
F	銅箔(含導電背膠)	L11xW4mm	—	1
G	醋酸膠布	L16xW10mm	Black	1

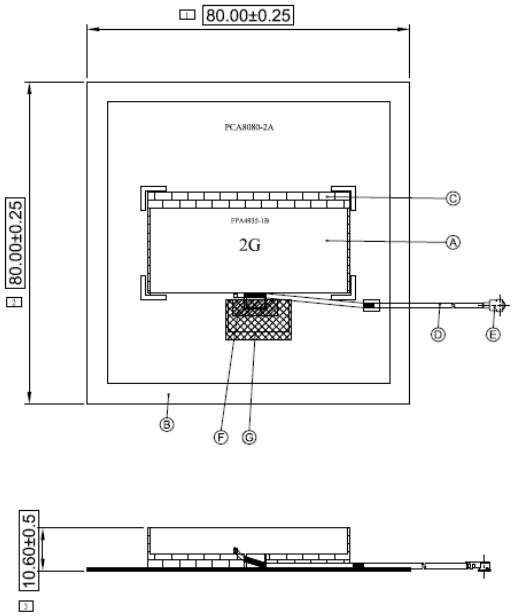

剝線尺寸

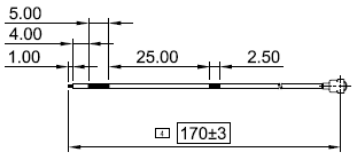

IPEX方向:
100mm：±90°
200mm：±135°
200mm以上不管控

※標記□記號者，為重點檢驗尺寸

LTR	DESCRIPTION	DATE	REQ. BY

設計 DR. SHLEE 2024.11.14
核准 APPD. MARCO

容許公差 TOLERANCE
6以下.....±0.2
6以上~30.....±0.5
30以上~120.....±0.8
120以上~315.....±1.2
315以上~1000.....±2.0
1000以上~2000.....±3.0

品名 ARTICLE: RFFPA493517EMAB901
版本 REV. A
單位 UNIT mm | 比例 SCALE **** | 張數 SHEET 1

PSA 華新科技股份有限公司 WALSIN TECHNOLOGY CORPORATION

UNLESS OTHER SPECIFIED TOLERANCES ON： X＝N/A X.X＝N/A X.XX＝N/A ANGLES＝N/A HOLEDIA＝N/A	INPAQ TECHNOLOGY CO., LTD.
SCALE：N/A / UNIT：mm	THIS DRAWINGS AND SPECIFICATIONS ARE THE PROPERTY OF INPAQ TECHNOLOGY CO.,LTD.AND SHALL NOT BE REPRODUCED OR USED AS THE BASIS FOR THE MANUFACTURE OR SALE OF APPARATUS OR DEVICES WITHOUT PERMISSION
DRAWN BY：李欣樺 / CHECKED BY：詹惠雯	
DESIGNED BY： 黃瑞郎 / APPROVED BY：陳振榮	
TITLE：RFFPA493517EMAB901	DOCUMENT NO. / SPEC REV. P0

4. Performance Report：

Test Report

■ Experimental Setup



UNLESS OTHER SPECIFIED TOLERANCES ON： X＝N/A X.X＝N/A X.XX＝N/A ANGLES＝N/A HOLEDIA＝N/A		INPAQ TECHNOLOGY CO., LTD.
SCALE：N/A	UNIT：mm	THIS DRAWINGS AND SPECIFICATIONS ARE THE PROPERTY OF INPAQ TECHNOLOGY CO.,LTD.AND SHALL NOT BE REPRODUCED OR USED AS THE BASIS FOR THE MANUFACTURE OR SALE OF APPARATUS OR DEVICES WITHOUT PERMISSION
DRAWN BY：李欣樺	CHECKED BY：詹惠雯	
DESIGNED BY： 黃瑞郎	APPROVED BY：陳振榮	
TITLE：RFFPA493517EMAB901	DOCUMENT NO.	SPEC REV. P0

Antenna Solution Detail



UNLESS OTHER SPECIFIED TOLERANCES ON： X＝N/A X.X＝N/A X.XX＝N/A ANGLES＝N/A HOLEDIA＝N/A		INPAQ TECHNOLOGY CO., LTD.	
SCALE：N/A	UNIT：mm	THIS DRAWINGS AND SPECIFICATIONS ARE THE PROPERTY OF INPAQ TECHNOLOGY CO.,LTD.AND SHALL NOT BE REPRODUCED OR USED AS THE BASIS FOR THE MANUFACTURE OR SALE OF APPARATUS OR DEVICES WITHOUT PERMISSION	
DRAWN BY：李欣樺	CHECKED BY：詹惠雯		
DESIGNED BY： 黃瑞郎	APPROVED BY：陳振榮		
TITLE：RFFPA493517EMAB901		DOCUMENT NO.	SPEC REV. P0

ELECTRICAL CHARACTERISTICS

Return Loss

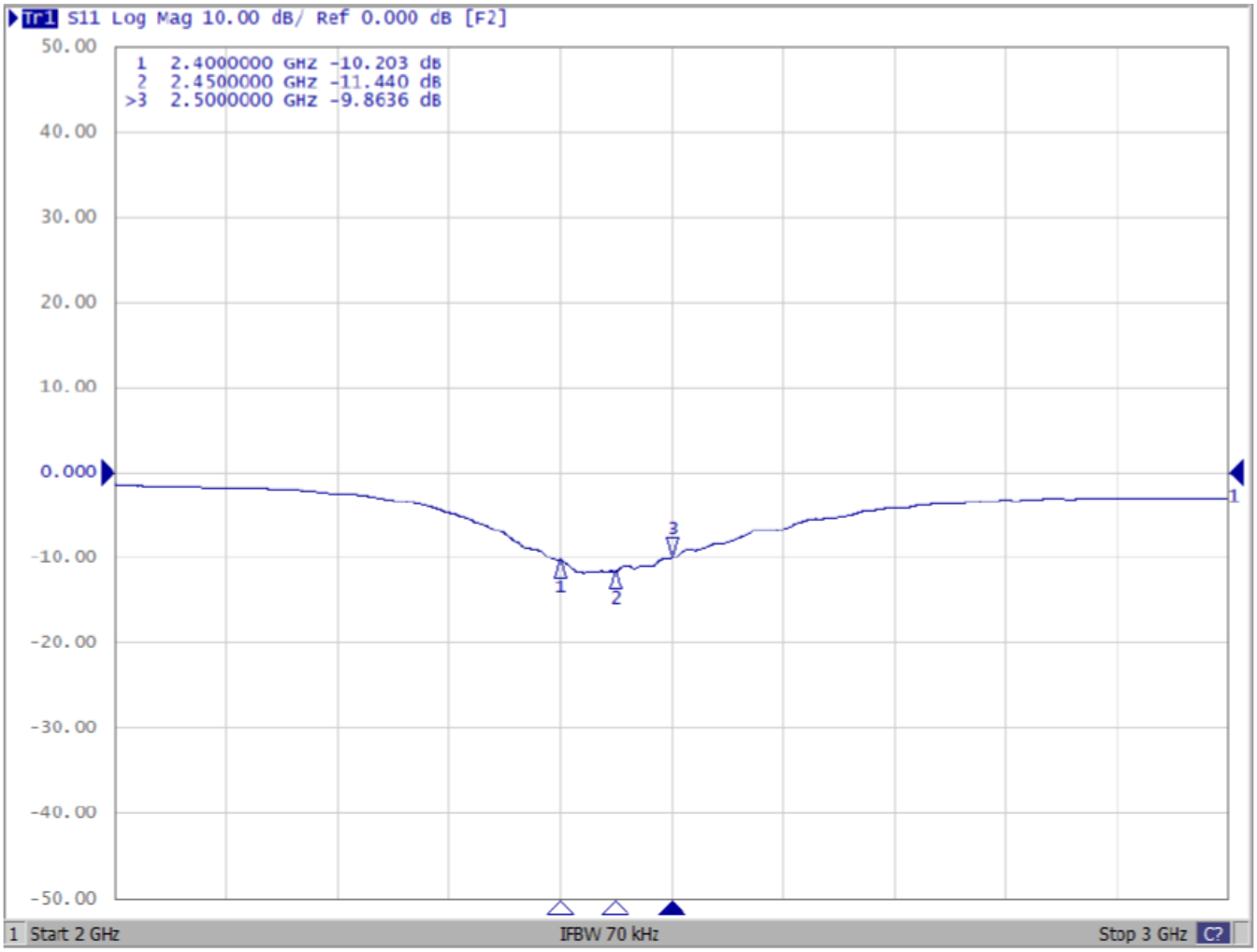

UNLESS OTHER SPECIFIED TOLERANCES ON： X＝N/A X.X＝N/A X.XX＝N/A ANGLES＝N/A HOLEDIA＝N/A		INPAQ TECHNOLOGY CO., LTD.
SCALE：N/A	UNIT：mm	THIS DRAWINGS AND SPECIFICATIONS ARE THE PROPERTY OF INPAQ TECHNOLOGY CO.,LTD.AND SHALL NOT BE REPRODUCED OR USED AS THE BASIS FOR THE MANUFACTURE OR SALE OF APPARATUS OR DEVICES WITHOUT PERMISSION
DRAWN BY：李欣樺	CHECKED BY：詹惠雯	
DESIGNED BY： 黃瑞郎	APPROVED BY：陳振榮	
TITLE：RFFPA493517EMAB901	DOCUMENT NO.	SPEC REV. P0

Antenna Efficiency & Peak Gain

2400~2500 MHz

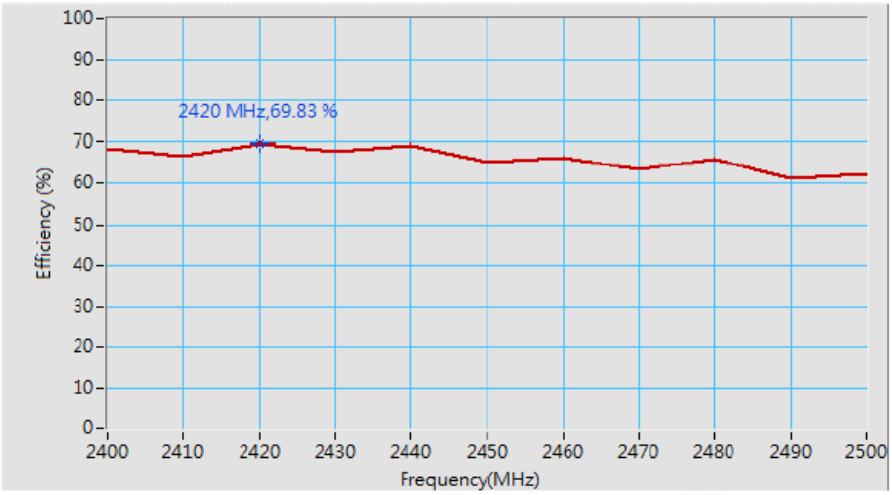

Maximum Efficiency at 2420 MHz : 69.83 %

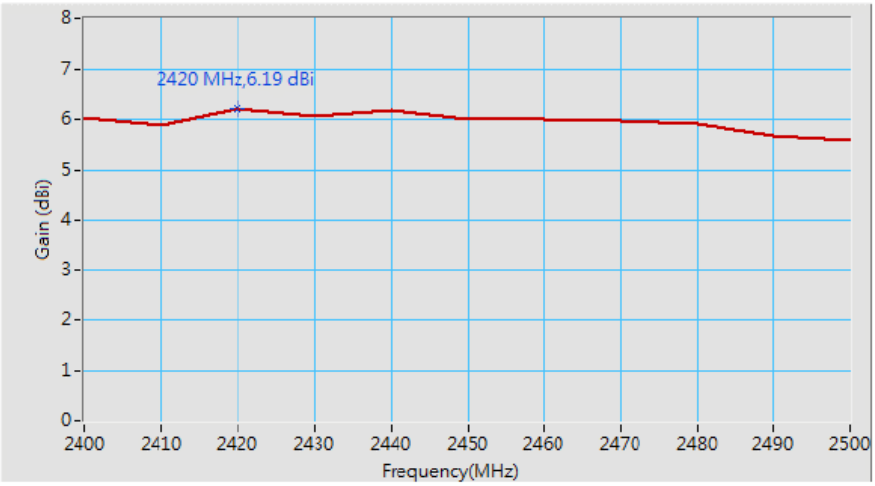

Maximum Peak Gain at 2420 MHz : 6.19 dBi

UNLESS OTHER SPECIFIED TOLERANCES ON： X＝N/A X.X＝N/A X.XX＝N/A ANGLES＝N/A HOLEDIA＝N/A		INPAQ TECHNOLOGY CO., LTD.
SCALE：N/A	UNIT：mm	THIS DRAWINGS AND SPECIFICATIONS ARE THE PROPERTY OF INPAQ TECHNOLOGY CO.,LTD.AND SHALL NOT BE REPRODUCED OR USED AS THE BASIS FOR THE MANUFACTURE OR SALE OF APPARATUS OR DEVICES WITHOUT PERMISSION
DRAWN BY：李欣樺	CHECKED BY：詹惠雯	
DESIGNED BY： 黃瑞郎	APPROVED BY：陳振榮	
TITLE：RFFPA493517EMAB901	DOCUMENT NO.	SPEC REV. P0

RADIATION PATTERN

2400~2500 MHz

Phi=0.00deg

Gain . dBi

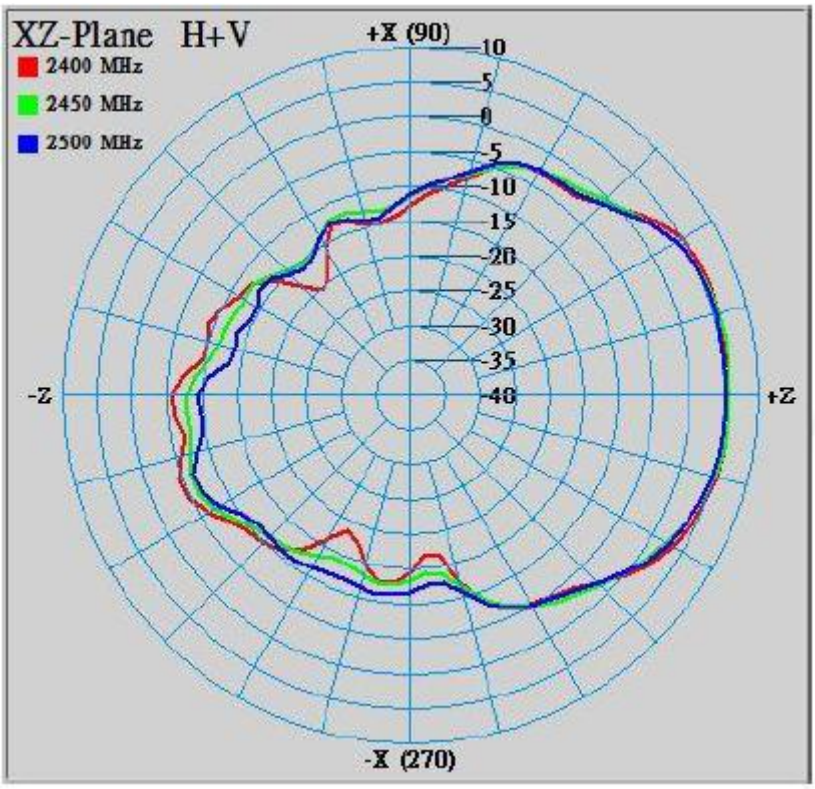

UNLESS OTHER SPECIFIED TOLERANCES ON： X＝N/A X.X＝N/A X.XX＝N/A ANGLES＝N/A HOLEDIA＝N/A		INPAQ TECHNOLOGY CO., LTD.	
SCALE：N/A	UNIT：mm	THIS DRAWINGS AND SPECIFICATIONS ARE THE PROPERTY OF INPAQ TECHNOLOGY CO.,LTD.AND SHALL NOT BE REPRODUCED OR USED AS THE BASIS FOR THE MANUFACTURE OR SALE OF APPARATUS OR DEVICES WITHOUT PERMISSION	
DRAWN BY：李欣樺	CHECKED BY：詹惠雯		
DESIGNED BY： 黃瑞郎	APPROVED BY：陳振榮		
TITLE：RFFPA493517EMAB901		DOCUMENT NO.	SPEC REV. P0

Phi=90.00deg

Gain . dBi

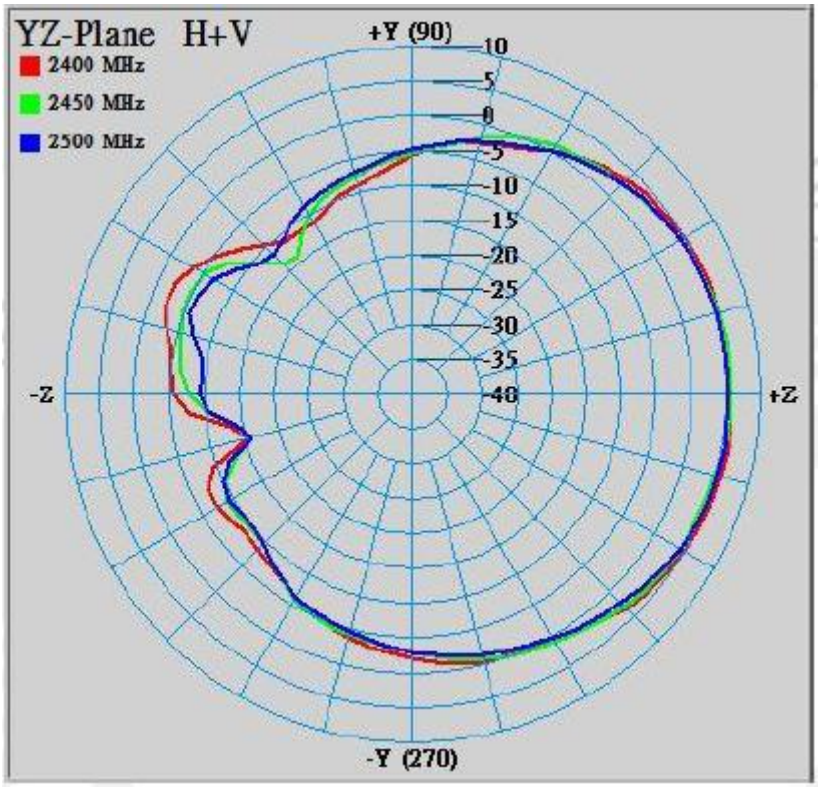

UNLESS OTHER SPECIFIED TOLERANCES ON： X＝N/A X.X＝N/A X.XX＝N/A ANGLES＝N/A HOLEDIA＝N/A		INPAQ TECHNOLOGY CO., LTD.	
SCALE：N/A	UNIT：mm	THIS DRAWINGS AND SPECIFICATIONS ARE THE PROPERTY OF INPAQ TECHNOLOGY CO.,LTD.AND SHALL NOT BE REPRODUCED OR USED AS THE BASIS FOR THE MANUFACTURE OR SALE OF APPARATUS OR DEVICES WITHOUT PERMISSION	
DRAWN BY：李欣樺	CHECKED BY：詹惠雯		
DESIGNED BY： 黃瑞郎	APPROVED BY：陳振榮		
TITLE：RFFPA493517EMAB901		DOCUMENT NO.	SPEC REV. P0

Theta=90.00deg

Gain . dBi

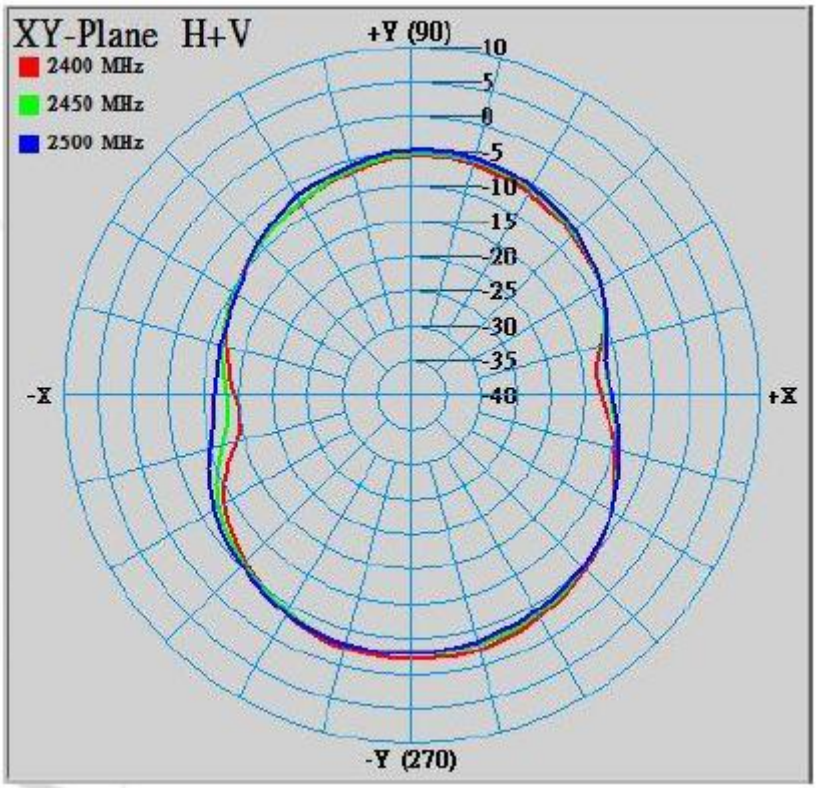

	ZX plane		ZY plane		XY plane	
Frequency [MHz]	Max Value [dBi]	Average [dBi]	Max Value [dBi]	Average [dBi]	Max Value [dBi]	Average [dBi]
2400	5.93	-0.75	6	0.84	-2.15	-6.34
2450	5.93	-0.96	5.93	0.5	-2.84	-6.39
2500	5.44	-1.28	5.34	0.22	-2.85	-6.2

THIS DRAWINGS AND SPECIFICATIONS ARE THE PROPERTY OF INPAQ TECHNOLOGY CO.,LTD.AND SHALL NOT BE REPRODUCED OR USED AS THE BASIS FOR THE MANUFACTURE OR SALE OF APPARATUS OR DEVICES WITHOUT PERMISSION