PK (RBW: 1 MHz, VBW: 3 MHz,)
AV (RBW: 1 MHz, VBW: 1 kHz,)
Marker 9:
39616.44 MHz, -65.09 dBm
Marker 10:
39616.44 MHz, -74.77 dBm
EIRP (dBm)
20
10
0
-10
-20
-30
-40
-50
-60
-70
-80
-90
-100
25000
28000
30000
32000
34000
36000
38000
40000
(MHz)
9
10

RF Mode	802.11a	Channel	CH 149：6695 MHz
Frequency Range	1 GHz ~ 40 GHz	Environmental Conditions	25°C, 60% RH
Tested By	Dolly Chung		

Conducted Unwanted Emissions							
No.	Frequency (MHz)	Emission Level (dBuV/m)	Limit (dBuV/m)	Margin (dB)	Raw Value Chain 0 (dBm)	Correction Factor (dB)	EIRP Level (dBm)
1	5440.26	36.13 PK	74	-37.87	-67.5	8.37	-59.13
2	5440.26	28.01 AV	54	-25.99	-75.62	8.37	-67.25
3	7254.11	37.25 PK	74	-36.75	-66.38	8.37	-58.01
4	7254.11	29.45 AV	54	-24.55	-74.18	8.37	-65.81
5	18962.3	31.8 PK	74	-42.2	-71.83	8.37	-63.46
6	18962.3	24.61 AV	54	-29.39	-79.02	8.37	-70.65
7	23942.7	39.63 PK	74	-34.37	-64	8.37	-55.63
8	23942.7	26.47 AV	54	-27.53	-77.16	8.37	-68.79
9	39564.71	31.68 PK	74	-42.32	-71.95	8.37	-63.58
10	39564.71	20.87 AV	54	-33.13	-82.76	8.37	-74.39

Note: Margin value = Emission Level - Limit value

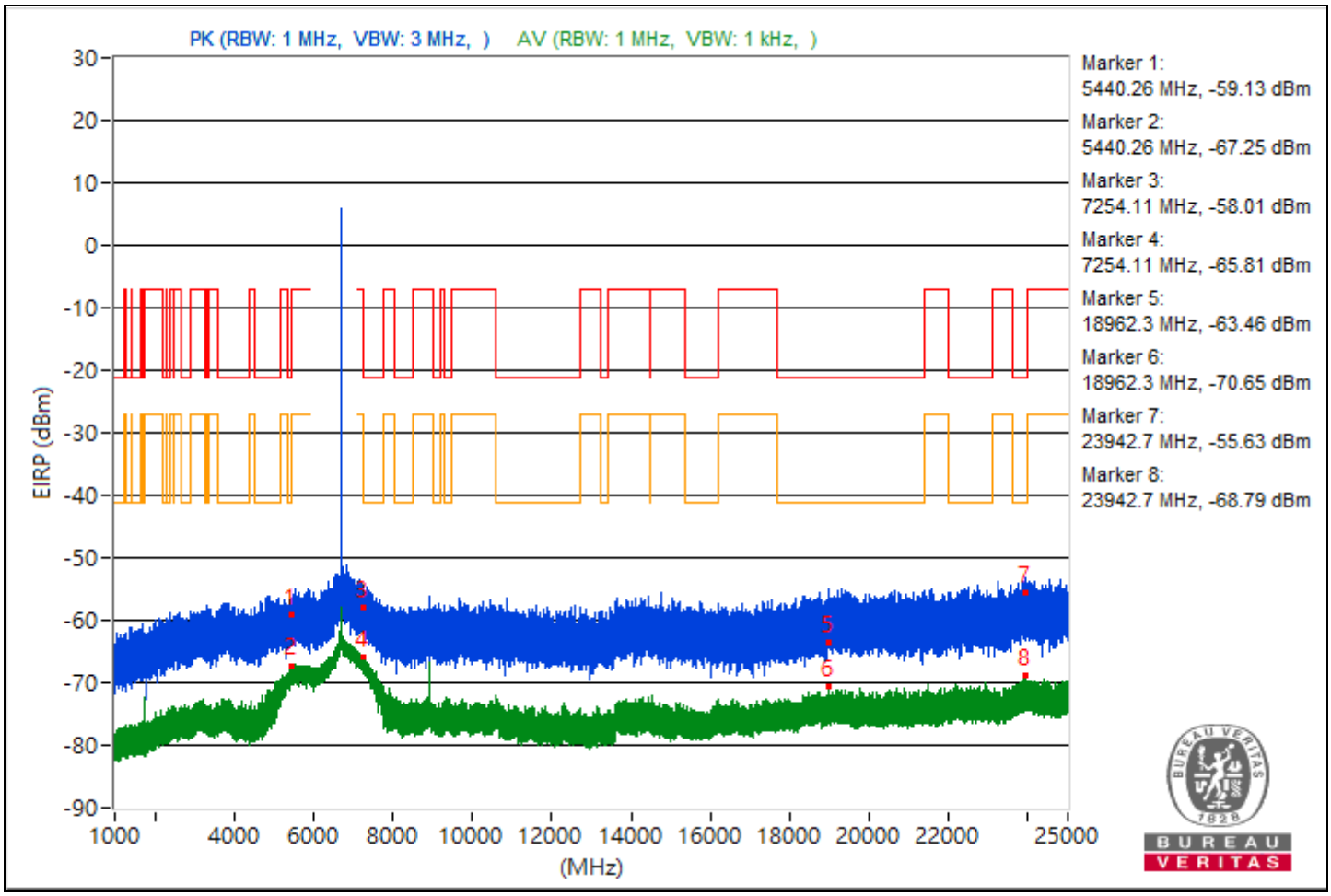

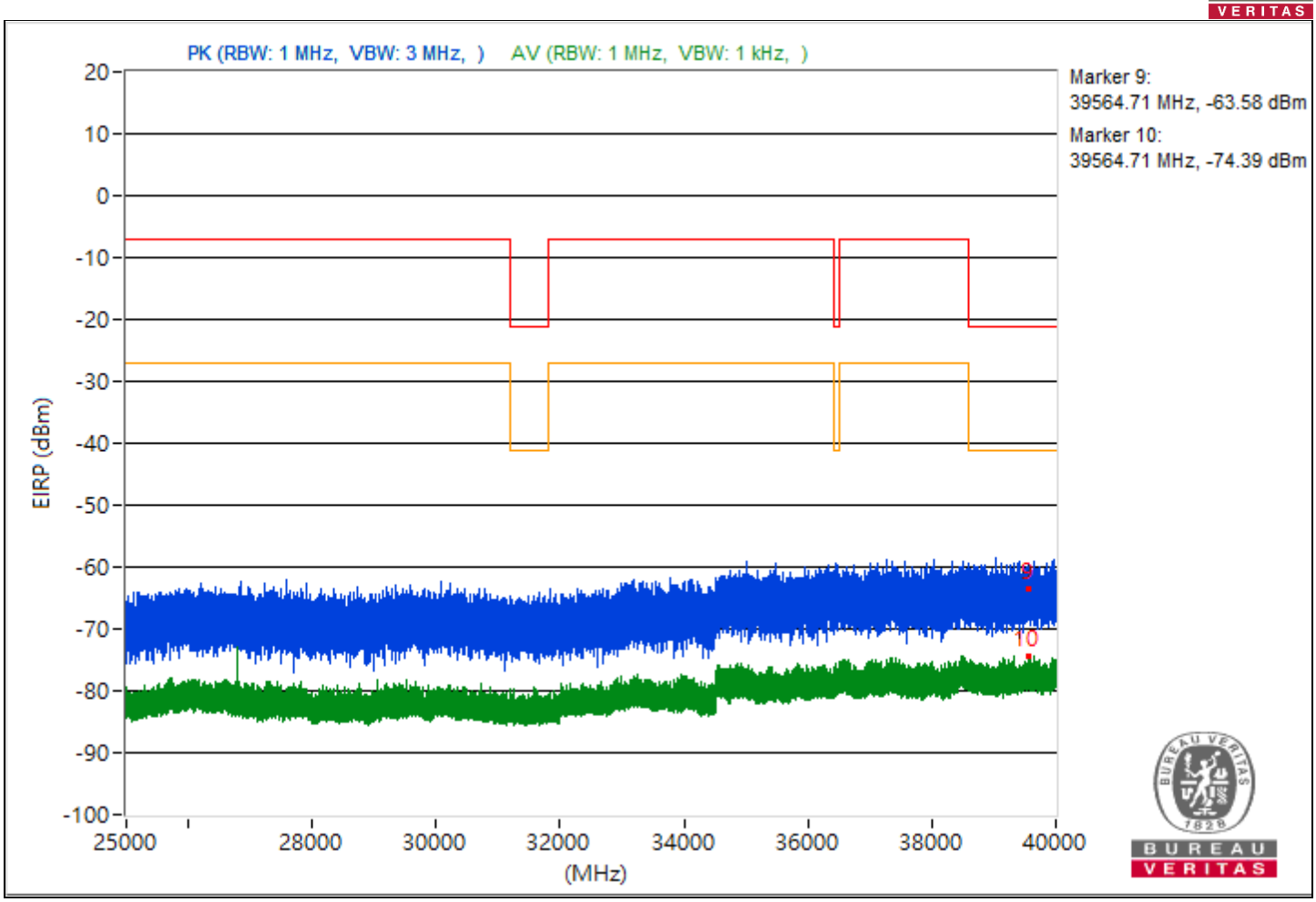
PK (RBW: 1 MHz, VBW: 3 MHz,)
AV (RBW: 1 MHz, VBW: 1 kHz,)
Marker 9:
39564.71 MHz, -63.58 dBm
Marker 10:
39564.71 MHz, -74.39 dBm
EIRP (dBm)
20
10
0
-10
-20
-30
-40
-50
-60
-70
-80
-90
-100
25000
28000
30000
32000
34000
36000
38000
40000
(MHz)
9
10

RF Mode	802.11a	Channel	CH 181：6855 MHz
Frequency Range	1 GHz ~ 40 GHz	Environmental Conditions	25°C, 60% RH
Tested By	Dolly Chung		

Conducted Unwanted Emissions							
No.	Frequency (MHz)	Emission Level (dBuV/m)	Limit (dBuV/m)	Margin (dB)	Raw Value Chain 0 (dBm)	Correction Factor (dB)	EIRP Level (dBm)
1	5453.32	36.58 PK	74	-37.42	-67.05	8.37	-58.68
2	5453.32	27.21 AV	54	-26.79	-76.42	8.37	-68.05
3	9140	38.31 PK	74	-35.69	-65.32	8.37	-56.95
4	9140	32.03 AV	54	-21.97	-71.6	8.37	-63.23
5	20514.9	32.89 PK	74	-41.11	-70.74	8.37	-62.37
6	20514.9	24.39 AV	54	-29.61	-79.24	8.37	-70.87
7	23820.6	35.46 PK	74	-38.54	-68.17	8.37	-59.8
8	23820.6	25.57 AV	54	-28.43	-78.06	8.37	-69.69
9	39136.71	26.65 PK	74	-47.35	-76.98	8.37	-68.61
10	39136.71	21.88 AV	54	-32.12	-81.75	8.37	-73.38

Note: Margin value = Emission Level - Limit value

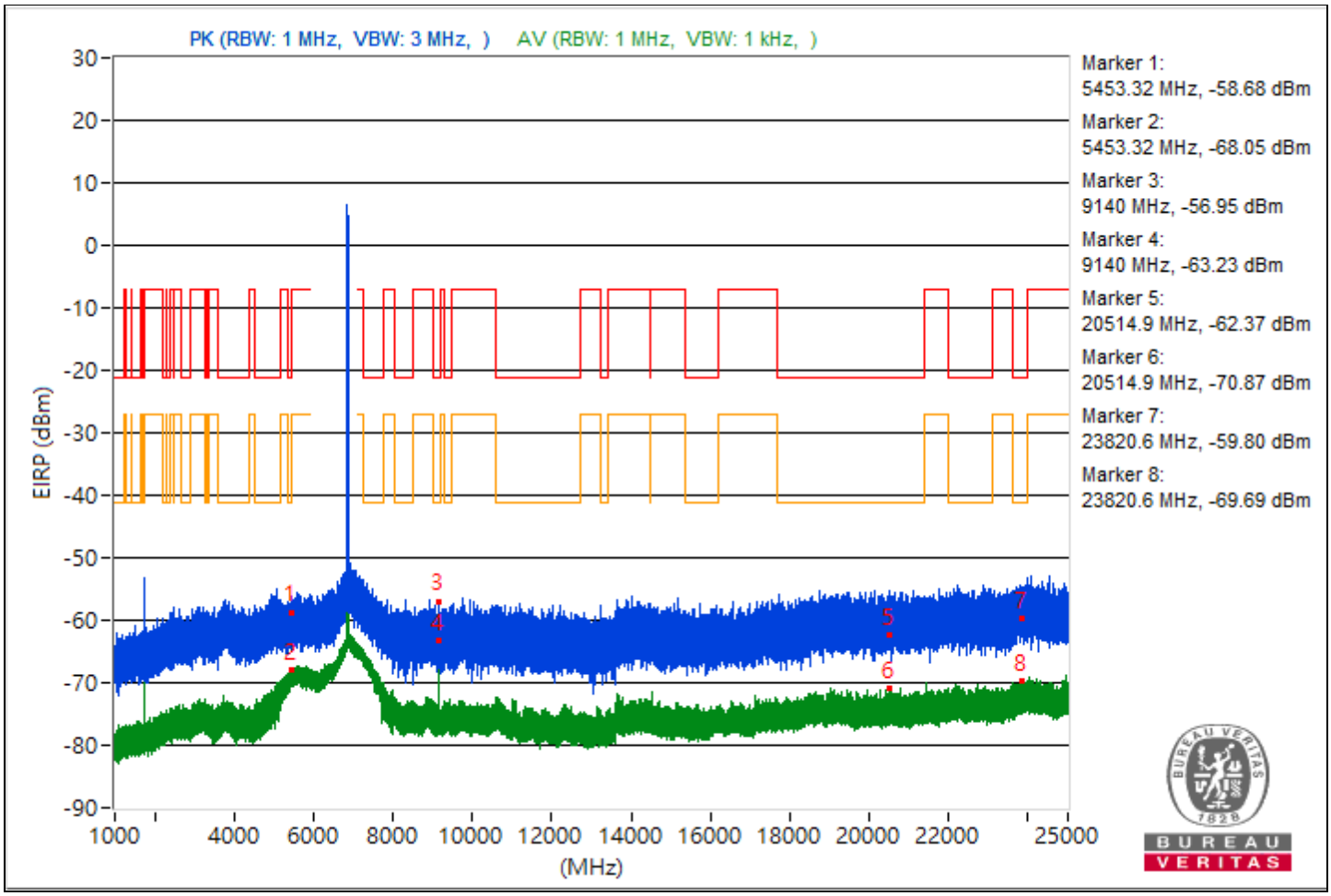

PK (RBW: 1 MHz, VBW: 3 MHz,)
AV (RBW: 1 MHz, VBW: 1 kHz,)
Marker 9:
39136.71 MHz, -68.61 dBm
Marker 10:
39136.71 MHz, -73.38 dBm
EIRP (dBm)
20
10
0
-10
-20
-30
-40
-50
-60
-70
-80
-90
-100
25000
28000
30000
32000
34000
36000
38000
40000
(MHz)
9
10

RF Mode	802.11a	Channel	CH 185：6875 MHz
Frequency Range	1 GHz ~ 40 GHz	Environmental Conditions	25°C, 60% RH
Tested By	Dolly Chung		

Conducted Unwanted Emissions							
No.	Frequency (MHz)	Emission Level (dBuV/m)	Limit (dBuV/m)	Margin (dB)	Raw Value Chain 0 (dBm)	Correction Factor (dB)	EIRP Level (dBm)
1	5439.24	37.54 PK	74	-36.46	-66.09	8.37	-57.72
2	5439.24	27.27 AV	54	-26.73	-76.36	8.37	-67.99
3	9166.67	36.61 PK	74	-37.39	-67.02	8.37	-58.65
4	9166.67	31.76 AV	54	-22.24	-71.87	8.37	-63.5
5	20080.6	34.79 PK	74	-39.21	-68.84	8.37	-60.47
6	20080.6	24.53 AV	54	-29.47	-79.1	8.37	-70.73
7	23998.6	35.94 PK	74	-38.06	-67.69	8.37	-59.32
8	23998.6	26.05 AV	54	-27.95	-77.58	8.37	-69.21
9	39586.4	29.42 PK	74	-44.58	-74.21	8.37	-65.84
10	39586.4	20.96 AV	54	-33.04	-82.67	8.37	-74.3

Note: Margin value = Emission Level - Limit value

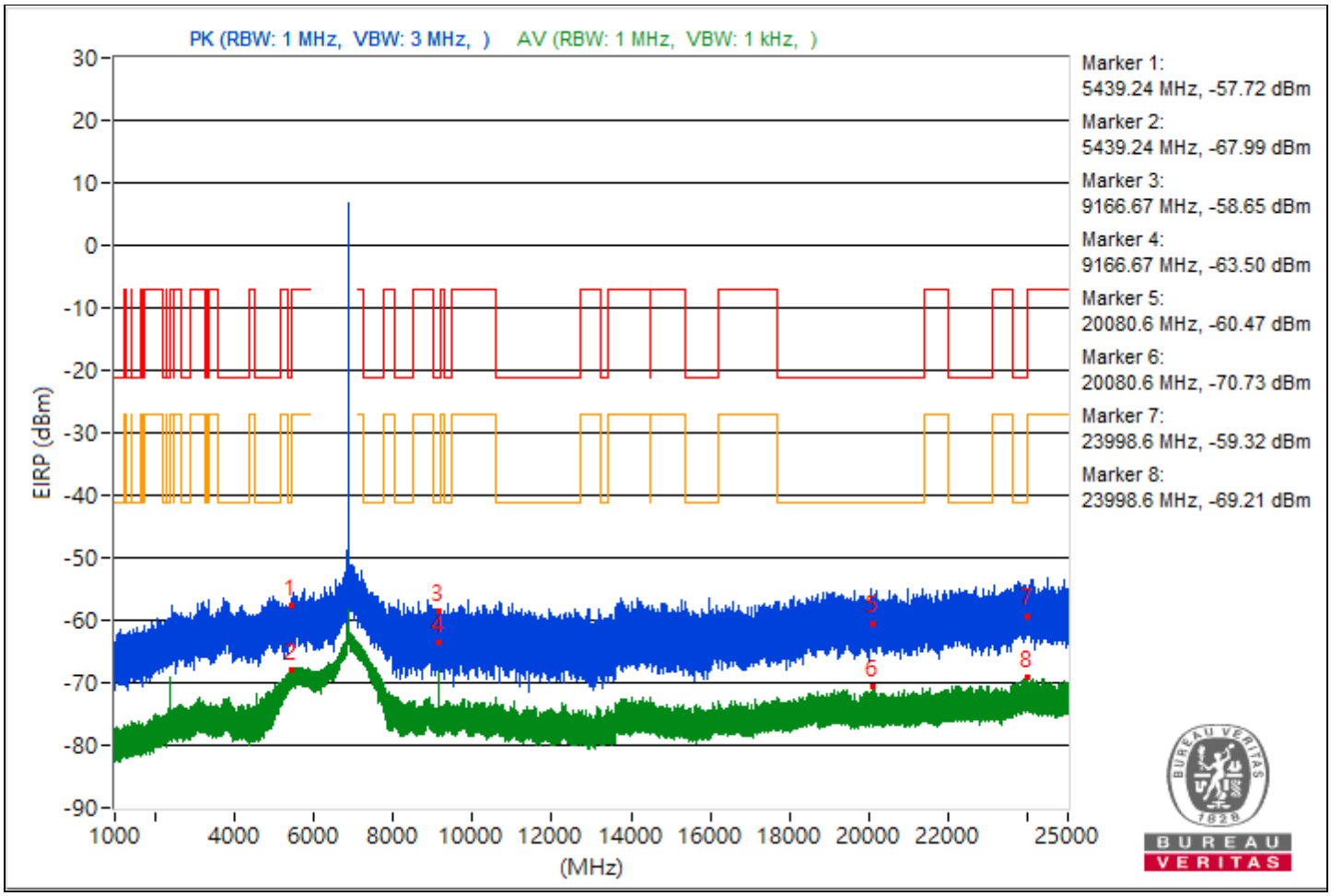

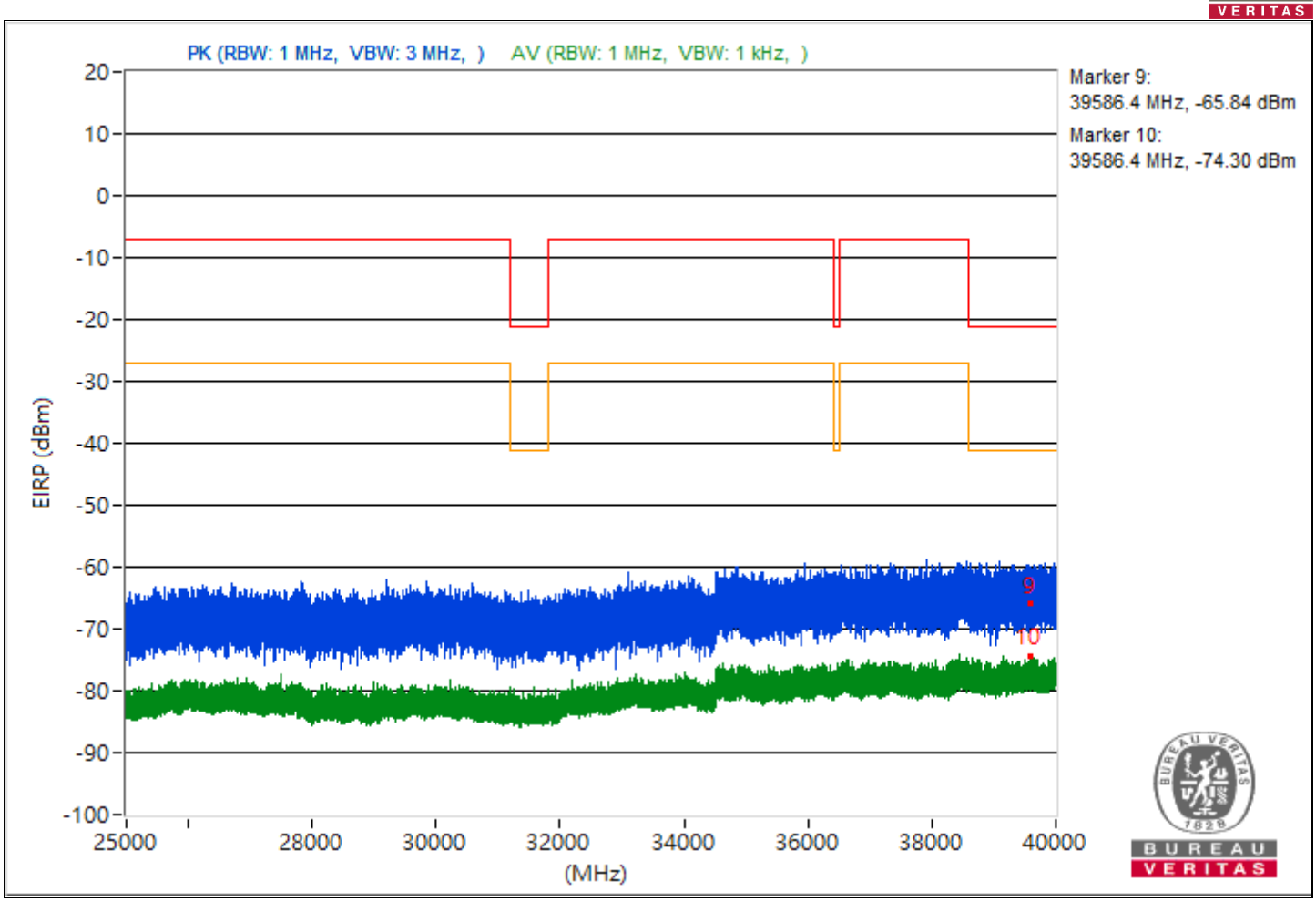
PK (RBW: 1 MHz, VBW: 3 MHz,)
AV (RBW: 1 MHz, VBW: 1 kHz,)
Marker 9:
39586.4 MHz, -65.84 dBm
Marker 10:
39586.4 MHz, -74.30 dBm
EIRP (dBm)
20
10
0
-10
-20
-30
-40
-50
-60
-70
-80
-90
-100
25000
28000
30000
32000
34000
36000
38000
40000
(MHz)
9
10

RF Mode	802.11a	Channel	CH 209：6995 MHz
Frequency Range	1 GHz ~ 40 GHz	Environmental Conditions	25°C, 60% RH
Tested By	Dolly Chung		

Conducted Unwanted Emissions							
No.	Frequency (MHz)	Emission Level (dBuV/m)	Limit (dBuV/m)	Margin (dB)	Raw Value Chain 0 (dBm)	Correction Factor (dB)	EIRP Level (dBm)
1	5454.96	31.76 PK	74	-42.24	-71.87	8.37	-63.5
2	5454.96	26.99 AV	54	-27.01	-76.64	8.37	-68.27
3	7264.14	40.24 PK	74	-33.76	-63.39	8.37	-55.02
4	7264.14	31.6 AV	54	-22.4	-72.03	8.37	-63.66
5	21393.4	37.88 PK	74	-36.12	-65.75	8.37	-57.38
6	21393.4	24.49 AV	54	-29.51	-79.14	8.37	-70.77
7	23922.9	36.17 PK	74	-37.83	-67.46	8.37	-59.09
8	23922.9	25.88 AV	54	-28.12	-77.75	8.37	-69.38
9	39550.13	34.03 PK	74	-39.97	-69.6	8.37	-61.23
10	39550.13	20.81 AV	54	-33.19	-82.82	8.37	-74.45

Note: Margin value = Emission Level - Limit value

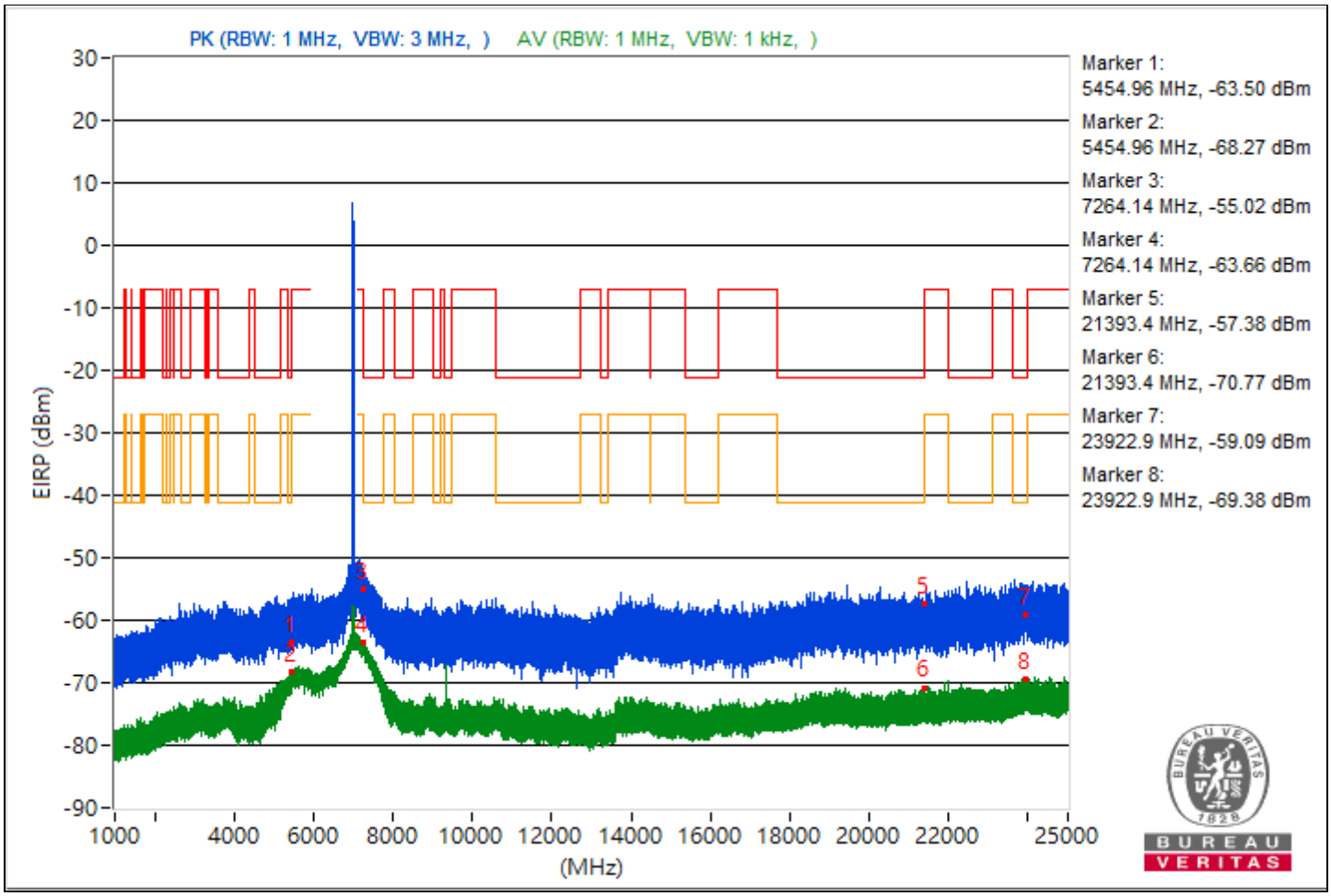

PK (RBW: 1 MHz, VBW: 3 MHz,)
AV (RBW: 1 MHz, VBW: 1 kHz,)
Marker 9:
39550.13 MHz, -61.23 dBm
Marker 10:
39550.13 MHz, -74.45 dBm
EIRP (dBm)
20
10
0
-10
-20
-30
-40
-50
-60
-70
-80
-90
-100
25000
28000
30000
32000
34000
36000
38000
40000
(MHz)
9
10

RF Mode	802.11a	Channel	CH 233：7115 MHz
Frequency Range	1 GHz ~ 40 GHz	Environmental Conditions	25°C, 60% RH
Tested By	Dolly Chung		

Conducted Unwanted Emissions							
No.	Frequency (MHz)	Emission Level (dBuV/m)	Limit (dBuV/m)	Margin (dB)	Raw Value Chain 0 (dBm)	Correction Factor (dB)	EIRP Level (dBm)
1	5457.52	35.66 PK	74	-38.34	-67.97	8.37	-59.6
2	5457.52	27.74 AV	54	-26.26	-75.89	8.37	-67.52
3	7255.9	41.2 PK	74	-32.8	-62.43	8.37	-54.06
4	7255.9	33.98 AV	54	-20.02	-69.65	8.37	-61.28
5	21225.8	34.06 PK	74	-39.94	-69.57	8.37	-61.2
6	21225.8	24.66 AV	54	-29.34	-78.97	8.37	-70.6
7	23949.4	37.13 PK	74	-36.87	-66.5	8.37	-58.13
8	23949.4	26.11 AV	54	-27.89	-77.52	8.37	-69.15
9	39635.02	30.65 PK	74	-43.35	-72.98	8.37	-64.61
10	39635.02	21.25 AV	54	-32.75	-82.38	8.37	-74.01

Note: Margin value = Emission Level - Limit value

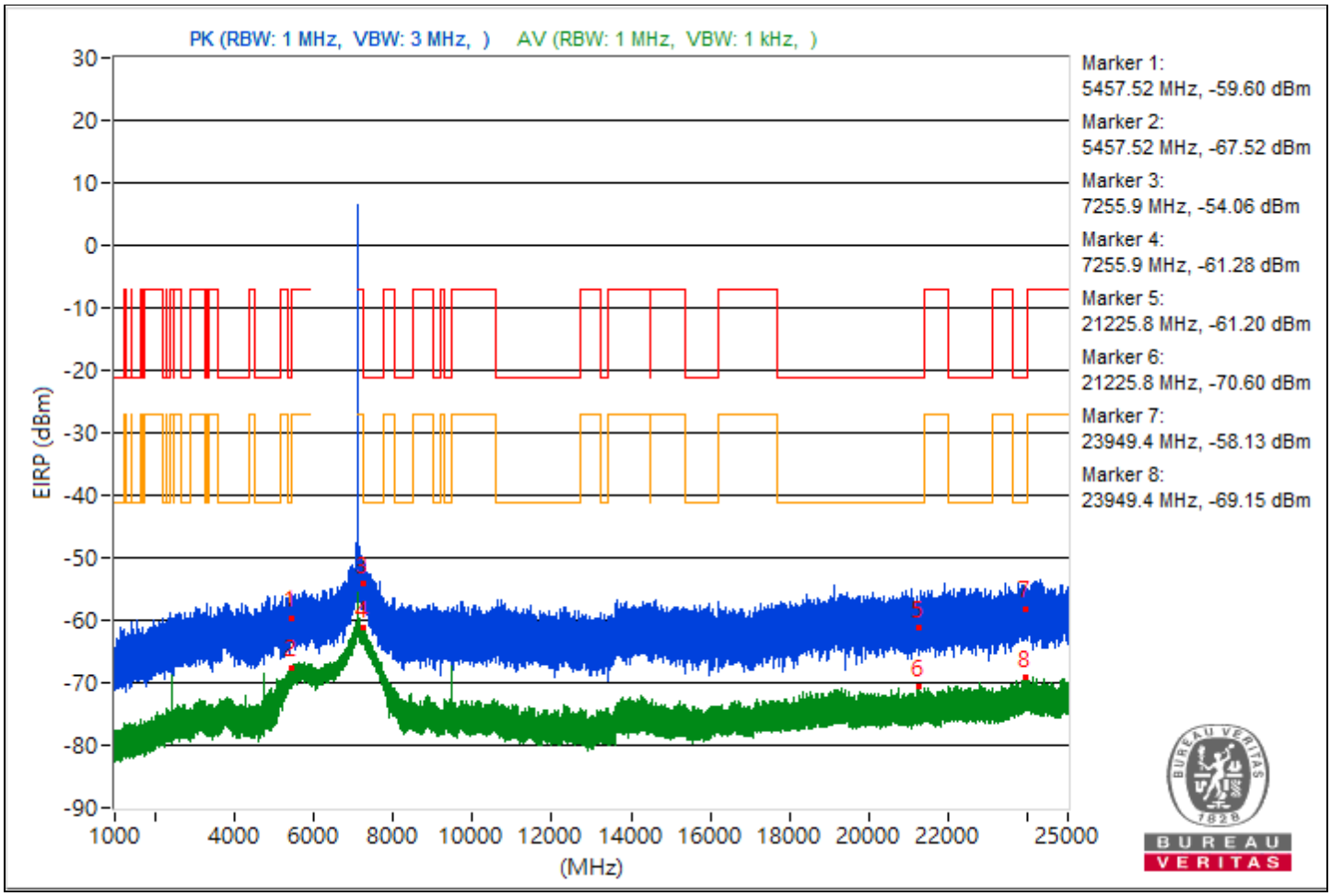

PK (RBW: 1 MHz, VBW: 3 MHz,)
AV (RBW: 1 MHz, VBW: 1 kHz,)
Marker 9:
39635.02 MHz, -64.61 dBm
Marker 10:
39635.02 MHz, -74.01 dBm
EIRP (dBm)
20
10
0
-10
-20
-30
-40
-50
-60
-70
-80
-90
-100
25000
28000
30000
32000
34000
36000
38000
40000
(MHz)
9
10

1S1T

RF Mode	802.11be (EHT20)	Channel	CH 1：5955 MHz
Frequency Range	1 GHz ~ 40 GHz	Environmental Conditions	25°C, 60% RH
Tested By	Dolly Chung		

Conducted Unwanted Emissions							
No.	Frequency (MHz)	Emission Level (dBuV/m)	Limit (dBuV/m)	Margin (dB)	Raw Value Chain 0 (dBm)	Correction Factor (dB)	EIRP Level (dBm)
1	5457.91	35.91 PK	74	-38.09	-67.72	8.37	-59.35
2	5457.91	29.04 AV	54	-24.96	-74.59	8.37	-66.22
3	#7940.03	47.08 PK	88.26	-41.18	-56.55	8.37	-48.18
4	#7940.03	46.11 AV	68.26	-22.15	-57.52	8.37	-49.15
5	20991	31.9 PK	74	-42.1	-71.73	8.37	-63.36
6	20991	24.58 AV	54	-29.42	-79.05	8.37	-70.68
7	23666.8	35.87 PK	74	-38.13	-67.76	8.37	-59.39
8	23666.8	25.79 AV	54	-28.21	-77.84	8.37	-69.47
9	39552.8	33.02 PK	74	-40.98	-70.61	8.37	-62.24
10	39552.8	21.16 AV	54	-32.84	-82.47	8.37	-74.1

Notes:

1. Margin value = Emission Level - Limit value
2. " # ": The radiated frequency is out of the restricted band.

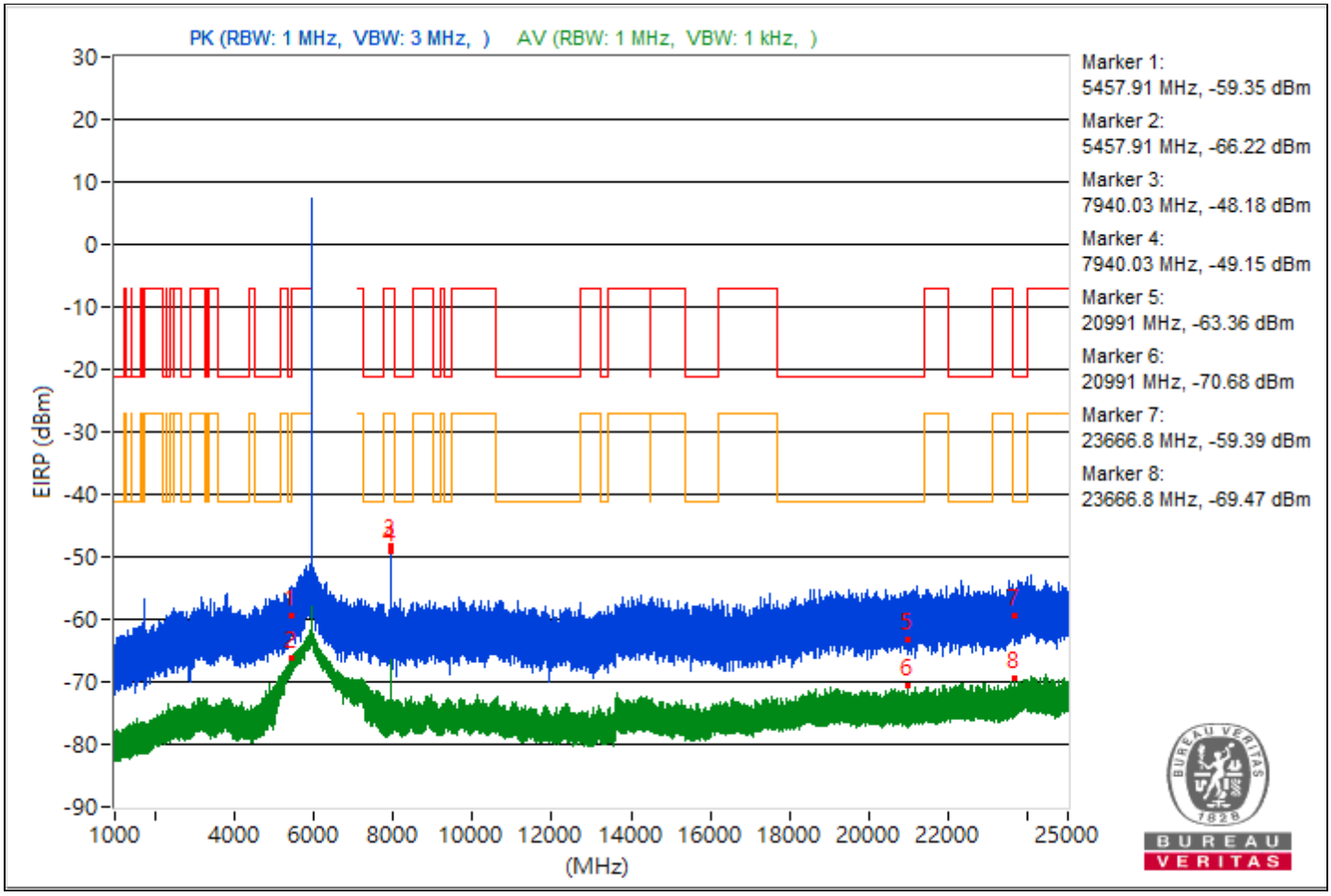

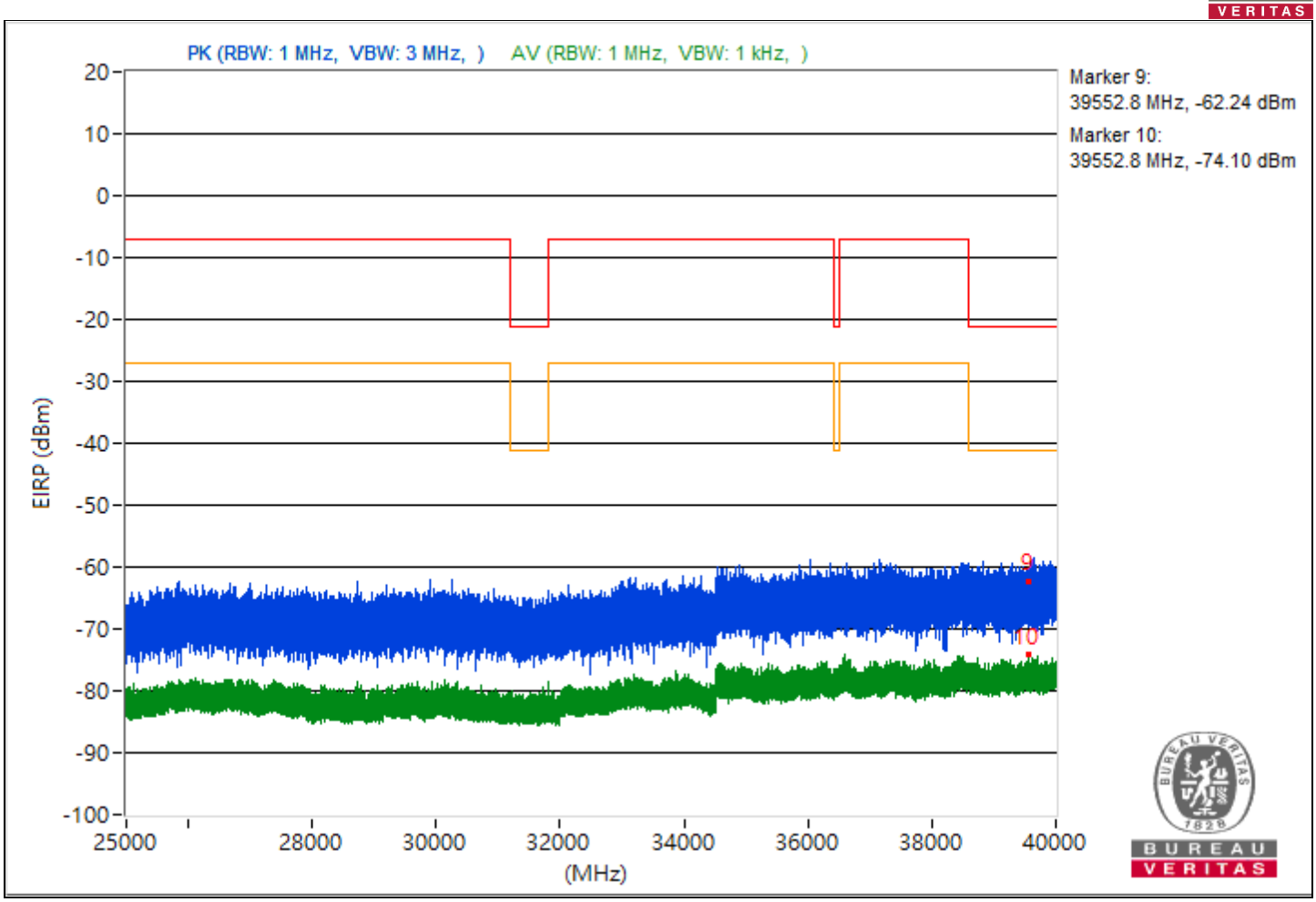
PK (RBW: 1 MHz, VBW: 3 MHz,)
AV (RBW: 1 MHz, VBW: 1 kHz,)
Marker 9:
39552.8 MHz, -62.24 dBm
Marker 10:
39552.8 MHz, -74.10 dBm
EIRP (dBm)
20
10
0
-10
-20
-30
-40
-50
-60
-70
-80
-90
-100
25000
28000
30000
32000
34000
36000
38000
40000
(MHz)
9
10

RF Mode	802.11be (EHT20)	Channel	CH 45：6175 MHz
Frequency Range	1 GHz ~ 40 GHz	Environmental Conditions	25°C, 60% RH
Tested By	Dolly Chung		

Conducted Unwanted Emissions							
No.	Frequency (MHz)	Emission Level (dBuV/m)	Limit (dBuV/m)	Margin (dB)	Raw Value Chain 0 (dBm)	Correction Factor (dB)	EIRP Level (dBm)
1	5447.18	35.2 PK	74	-38.8	-68.43	8.37	-60.06
2	5447.18	28.2 AV	54	-25.8	-75.43	8.37	-67.06
3	8233.33	45.74 PK	74	-28.26	-57.89	8.37	-49.52
4	8233.33	43.35 AV	54	-10.65	-60.28	8.37	-51.91
5	19173.5	35.67 PK	74	-38.33	-67.96	8.37	-59.59
6	19173.5	24.96 AV	54	-29.04	-78.67	8.37	-70.3
7	23962.8	37.43 PK	74	-36.57	-66.2	8.37	-57.83
8	23962.8	26.21 AV	54	-27.79	-77.42	8.37	-69.05
9	39154.76	29.84 PK	74	-44.16	-73.79	8.37	-65.42
10	39154.76	21.17 AV	54	-32.83	-82.46	8.37	-74.09

Note: Margin value = Emission Level - Limit value

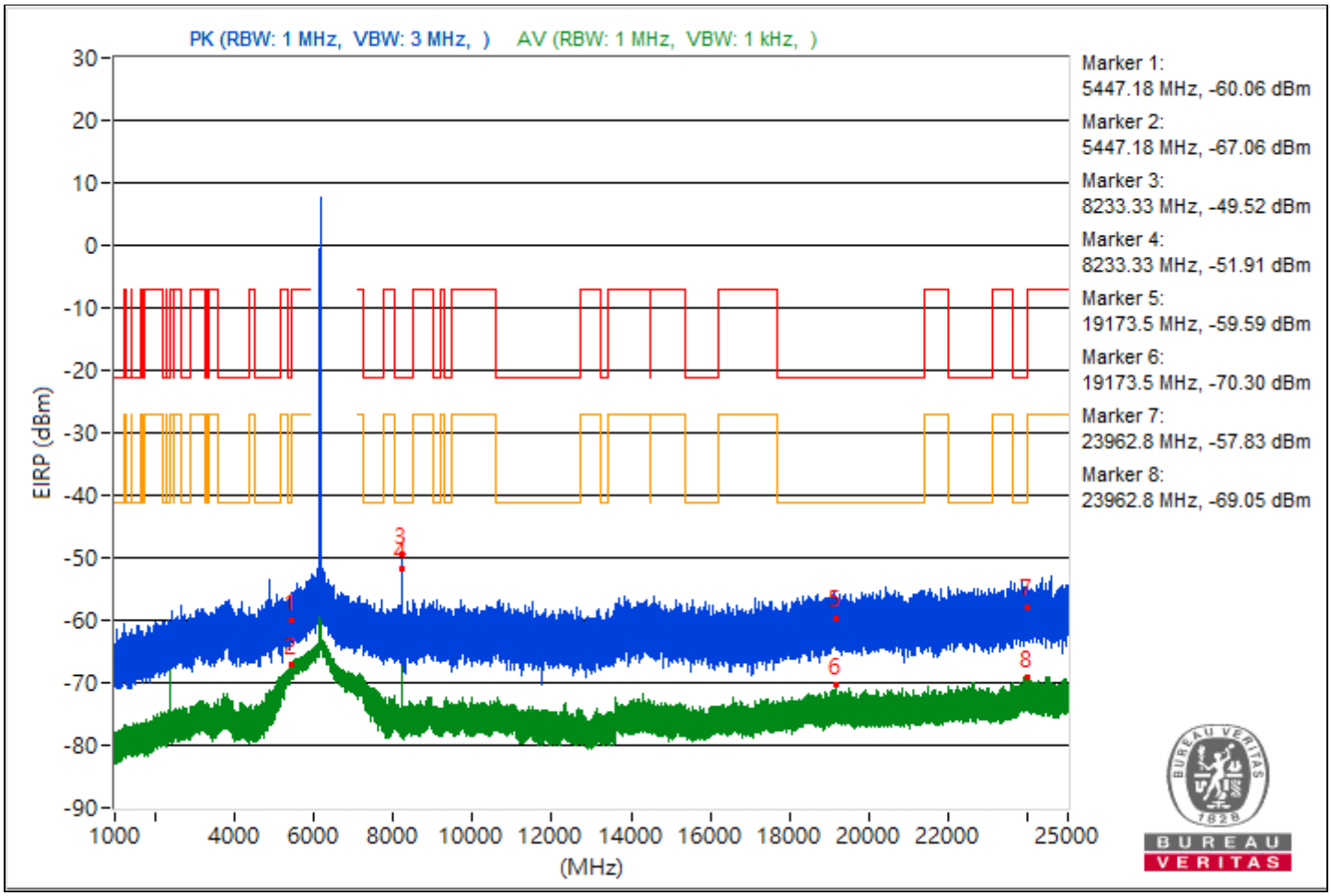

PK (RBW: 1 MHz, VBW: 3 MHz,)
AV (RBW: 1 MHz, VBW: 1 kHz,)
Marker 9:
39154.76 MHz, -65.42 dBm
Marker 10:
39154.76 MHz, -74.09 dBm
EIRP (dBm)
20
10
0
-10
-20
-30
-40
-50
-60
-70
-80
-90
-100
25000
28000
30000
32000
34000
36000
38000
40000
(MHz)
9
10

RF Mode	802.11be (EHT20)	Channel	CH 93：6415 MHz
Frequency Range	1 GHz ~ 40 GHz	Environmental Conditions	25°C, 60% RH
Tested By	Dolly Chung		

Conducted Unwanted Emissions							
No.	Frequency (MHz)	Emission Level (dBuV/m)	Limit (dBuV/m)	Margin (dB)	Raw Value Chain 0 (dBm)	Correction Factor (dB)	EIRP Level (dBm)
1	5454.49	35.14 PK	74	-38.86	-68.49	8.37	-60.12
2	5454.49	27.48 AV	54	-26.52	-76.15	8.37	-67.78
3	7252.17	35.38 PK	74	-38.62	-68.25	8.37	-59.88
4	7252.17	27.19 AV	54	-26.81	-76.44	8.37	-68.07
5	21397.8	37.39 PK	74	-36.61	-66.24	8.37	-57.87
6	21397.8	24.27 AV	54	-29.73	-79.36	8.37	-70.99
7	23778.9	35.44 PK	74	-38.56	-68.19	8.37	-59.82
8	23778.9	25.8 AV	54	-28.2	-77.83	8.37	-69.46
9	39602.31	30.09 PK	74	-43.91	-73.54	8.37	-65.17
10	39602.31	20.49 AV	54	-33.51	-83.14	8.37	-74.77

Note: Margin value = Emission Level - Limit value

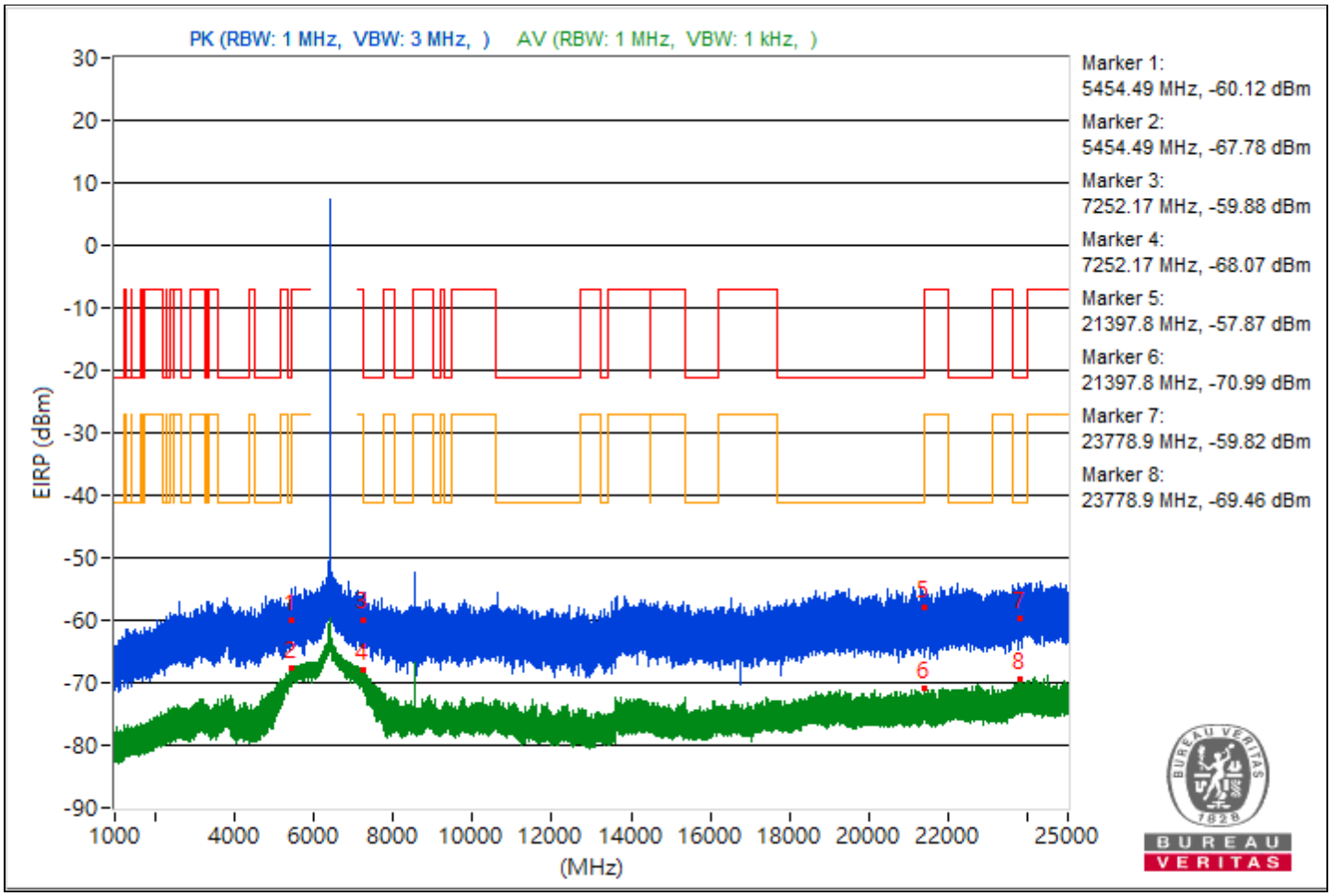

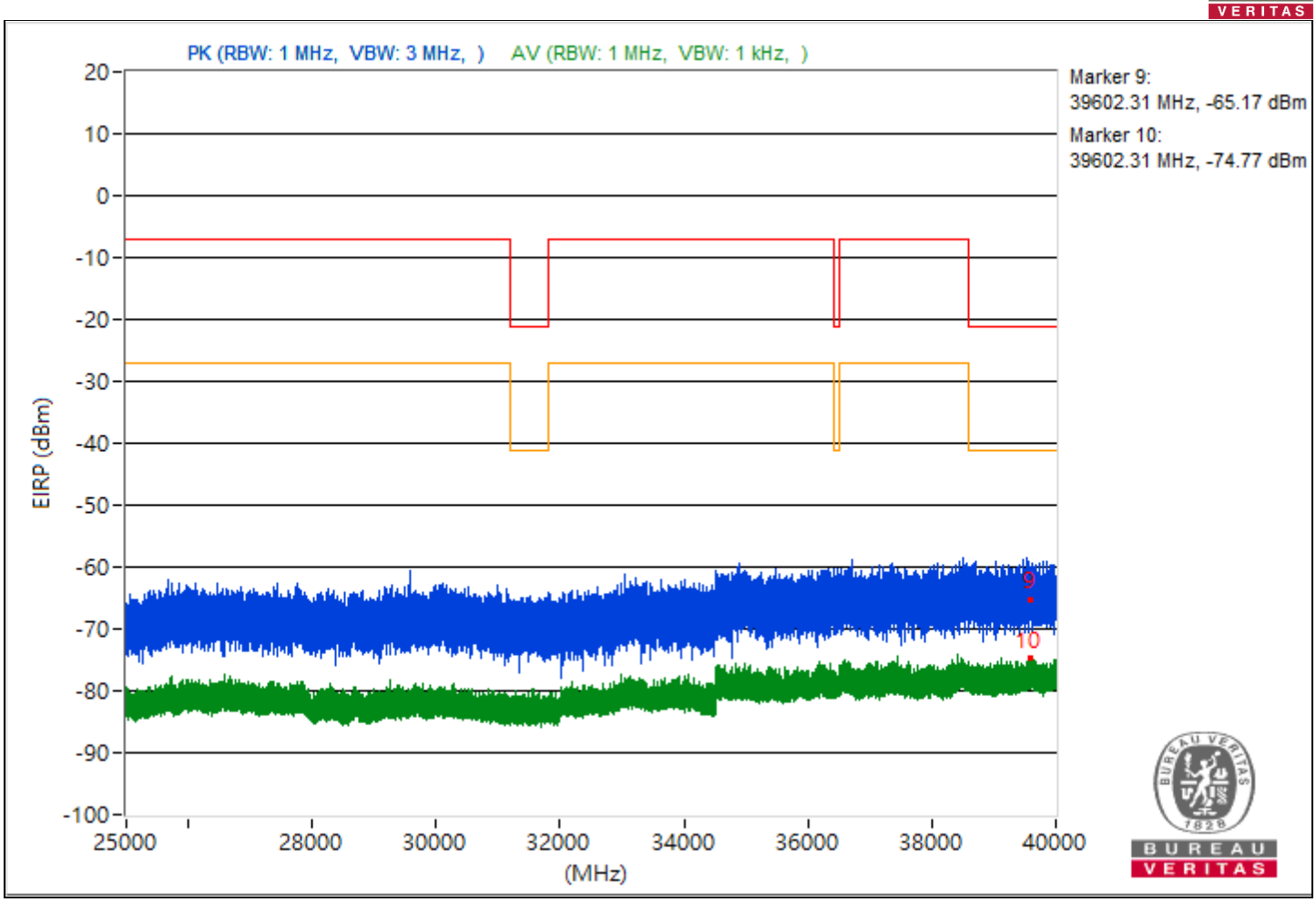
PK (RBW: 1 MHz, VBW: 3 MHz,)
AV (RBW: 1 MHz, VBW: 1 kHz,)
Marker 9:
39602.31 MHz, -65.17 dBm
Marker 10:
39602.31 MHz, -74.77 dBm
EIRP (dBm)
20
10
0
-10
-20
-30
-40
-50
-60
-70
-80
-90
-100
25000
28000
30000
32000
34000
36000
38000
40000
(MHz)
9
10

RF Mode	802.11be (EHT20)	Channel	CH 97：6435 MHz
Frequency Range	1 GHz ~ 40 GHz	Environmental Conditions	25°C, 60% RH
Tested By	Dolly Chung		

Conducted Unwanted Emissions							
No.	Frequency (MHz)	Emission Level (dBuV/m)	Limit (dBuV/m)	Margin (dB)	Raw Value Chain 0 (dBm)	Correction Factor (dB)	EIRP Level (dBm)
1	5456.74	39.13 PK	74	-34.87	-64.5	8.37	-56.13
2	5456.74	27.17 AV	54	-26.83	-76.46	8.37	-68.09
3	7277.68	32.89 PK	74	-41.11	-70.74	8.37	-62.37
4	7277.68	27.19 AV	54	-26.81	-76.44	8.37	-68.07
5	19259.2	35.14 PK	74	-38.86	-68.49	8.37	-60.12
6	19259.2	24.6 AV	54	-29.4	-79.03	8.37	-70.66
7	23964.4	36.67 PK	74	-37.33	-66.96	8.37	-58.59
8	23964.4	26.23 AV	54	-27.77	-77.4	8.37	-69.03
9	39630.93	34.4 PK	74	-39.6	-69.23	8.37	-60.86
10	39630.93	20.68 AV	54	-33.32	-82.95	8.37	-74.58

Note: Margin value = Emission Level - Limit value

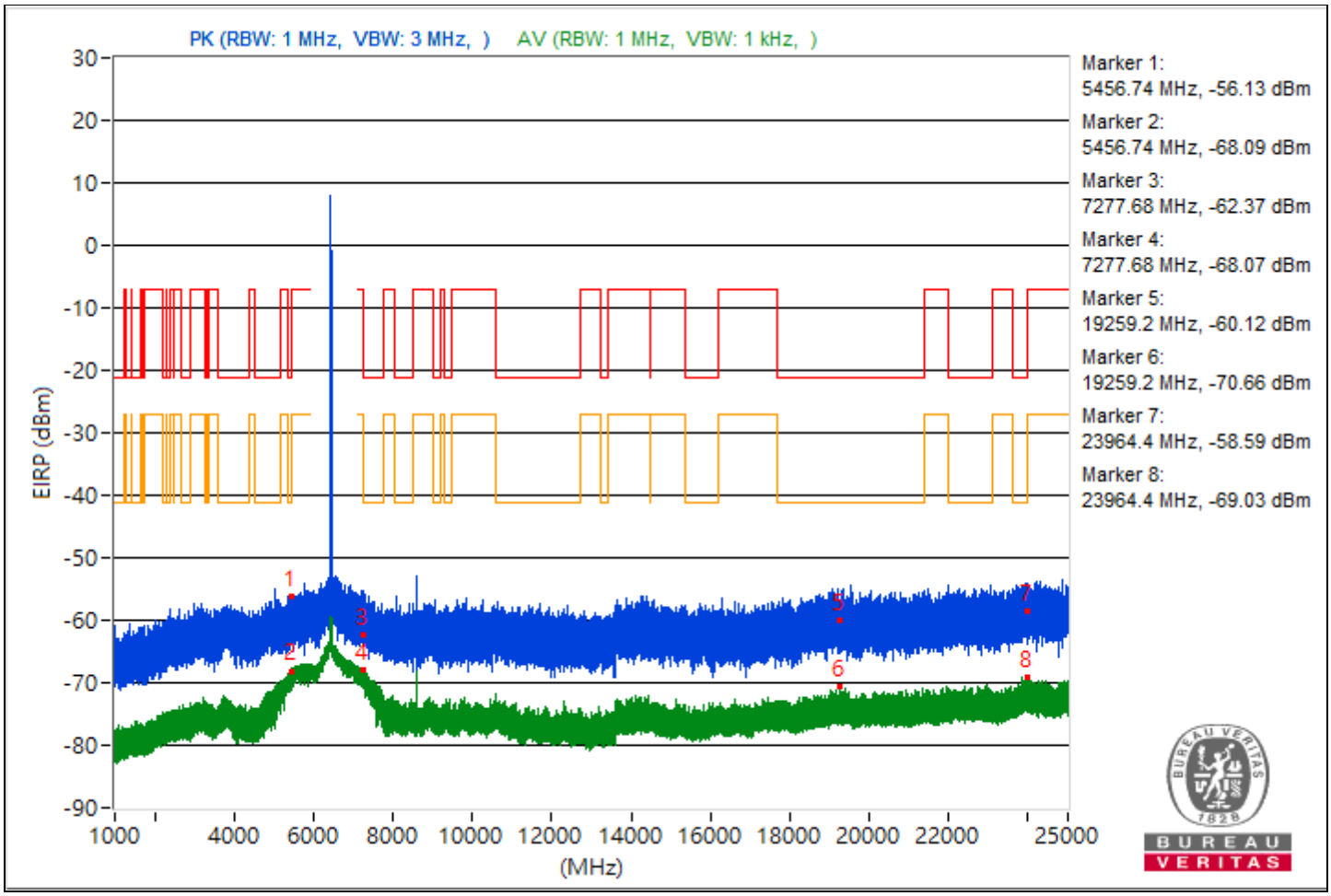

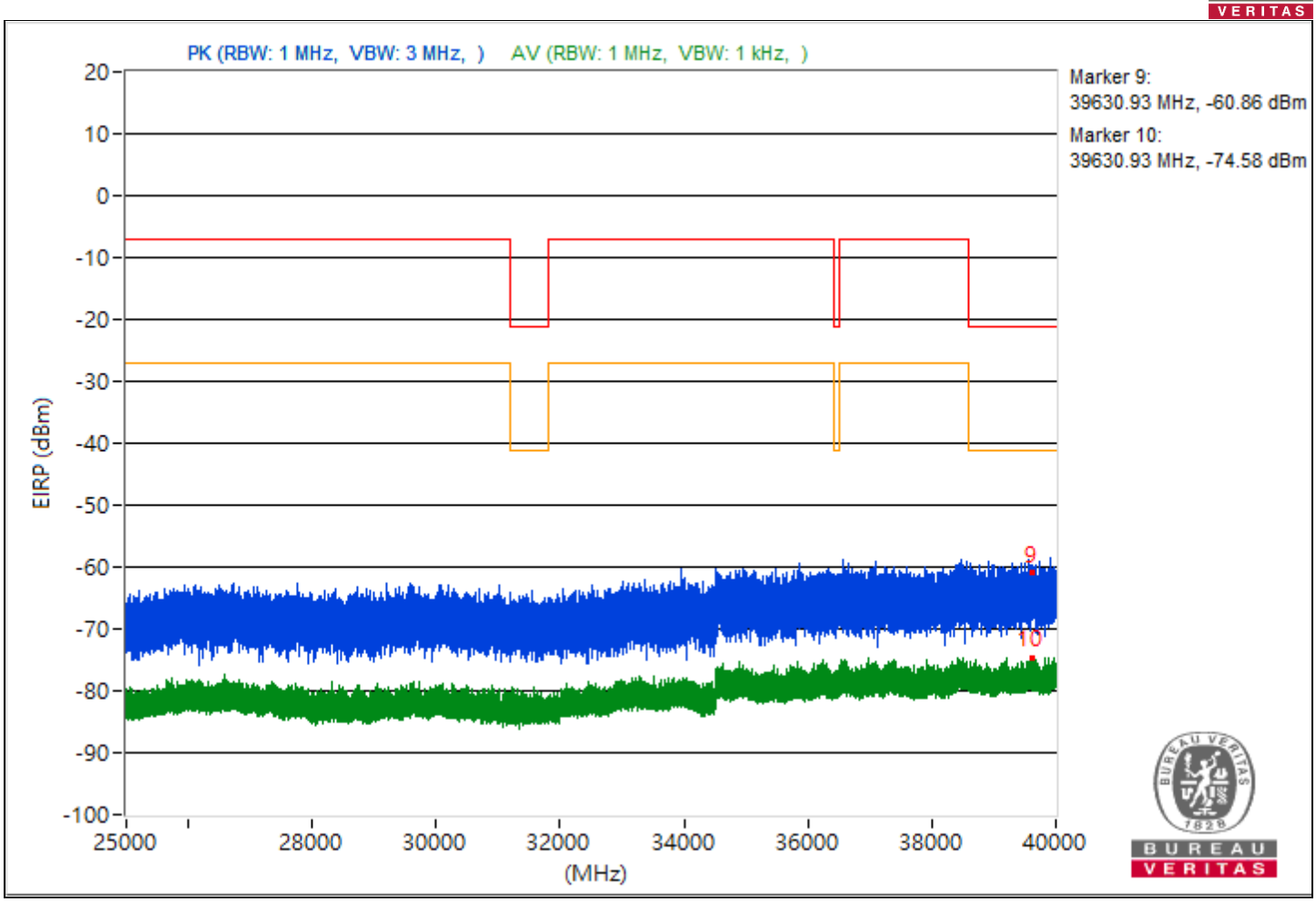
PK (RBW: 1 MHz, VBW: 3 MHz,)
AV (RBW: 1 MHz, VBW: 1 kHz,)
Marker 9:
39630.93 MHz, -60.86 dBm
Marker 10:
39630.93 MHz, -74.58 dBm
EIRP (dBm)
20
10
0
-10
-20
-30
-40
-50
-60
-70
-80
-90
-100
25000
28000
30000
32000
34000
36000
38000
40000
(MHz)
9
10

RF Mode	802.11be (EHT20)	Channel	CH 105：6475 MHz
Frequency Range	1 GHz ~ 40 GHz	Environmental Conditions	25°C, 60% RH
Tested By	Dolly Chung		

Conducted Unwanted Emissions							
No.	Frequency (MHz)	Emission Level (dBuV/m)	Limit (dBuV/m)	Margin (dB)	Raw Value Chain 0 (dBm)	Correction Factor (dB)	EIRP Level (dBm)
1	5453.56	36.13 PK	74	-37.87	-67.5	8.37	-59.13
2	5453.56	27.46 AV	54	-26.54	-76.17	8.37	-67.8
3	7254.97	33.92 PK	74	-40.08	-69.71	8.37	-61.34
4	7254.97	27.77 AV	54	-26.23	-75.86	8.37	-67.49
5	21187.9	34.52 PK	74	-39.48	-69.11	8.37	-60.74
6	21187.9	24.32 AV	54	-29.68	-79.31	8.37	-70.94
7	23946.8	36.88 PK	74	-37.12	-66.75	8.37	-58.38
8	23946.8	26.42 AV	54	-27.58	-77.21	8.37	-68.84
9	39622.13	30.9 PK	74	-43.1	-72.73	8.37	-64.36
10	39622.13	21.13 AV	54	-32.87	-82.5	8.37	-74.13

Note: Margin value = Emission Level - Limit value

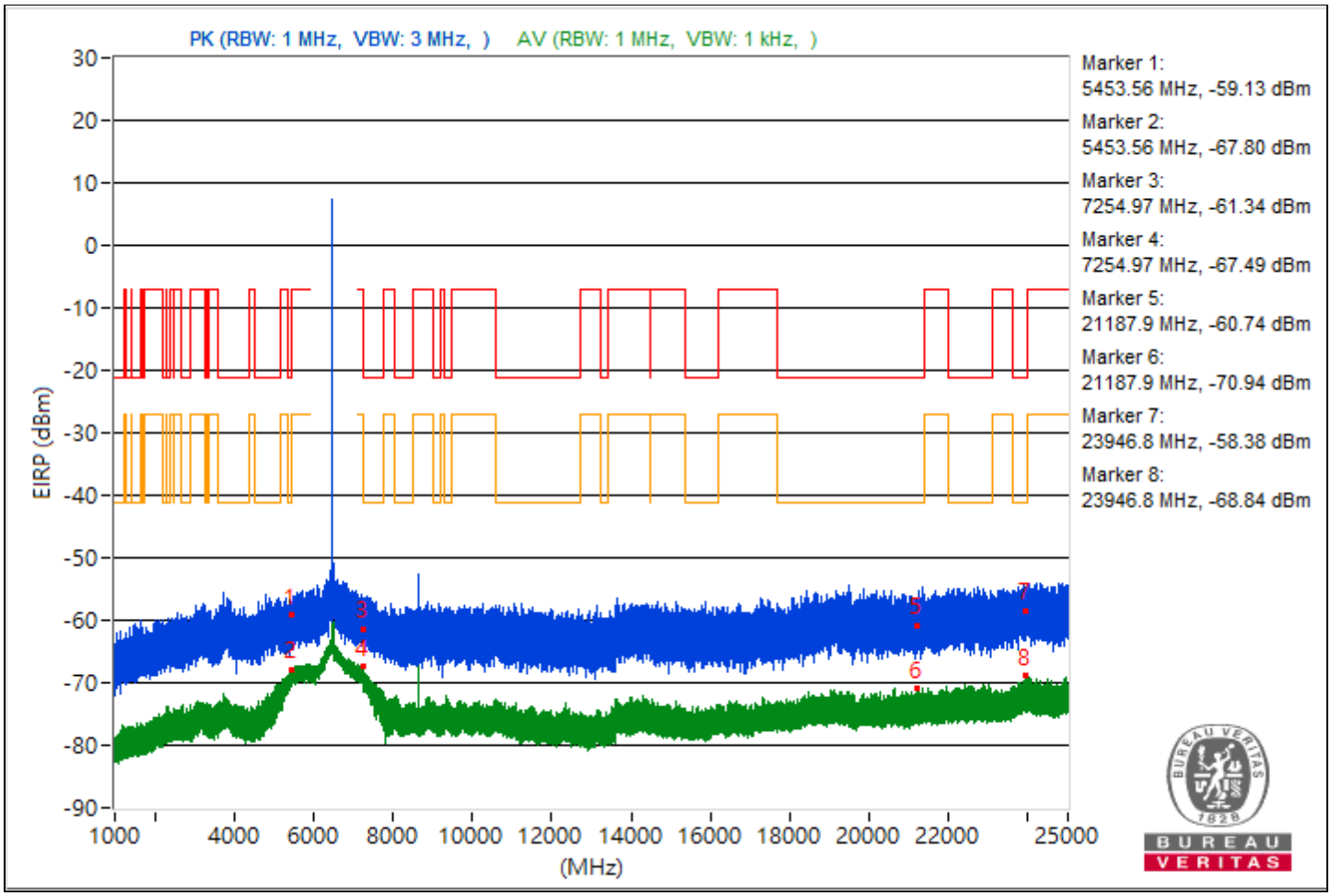

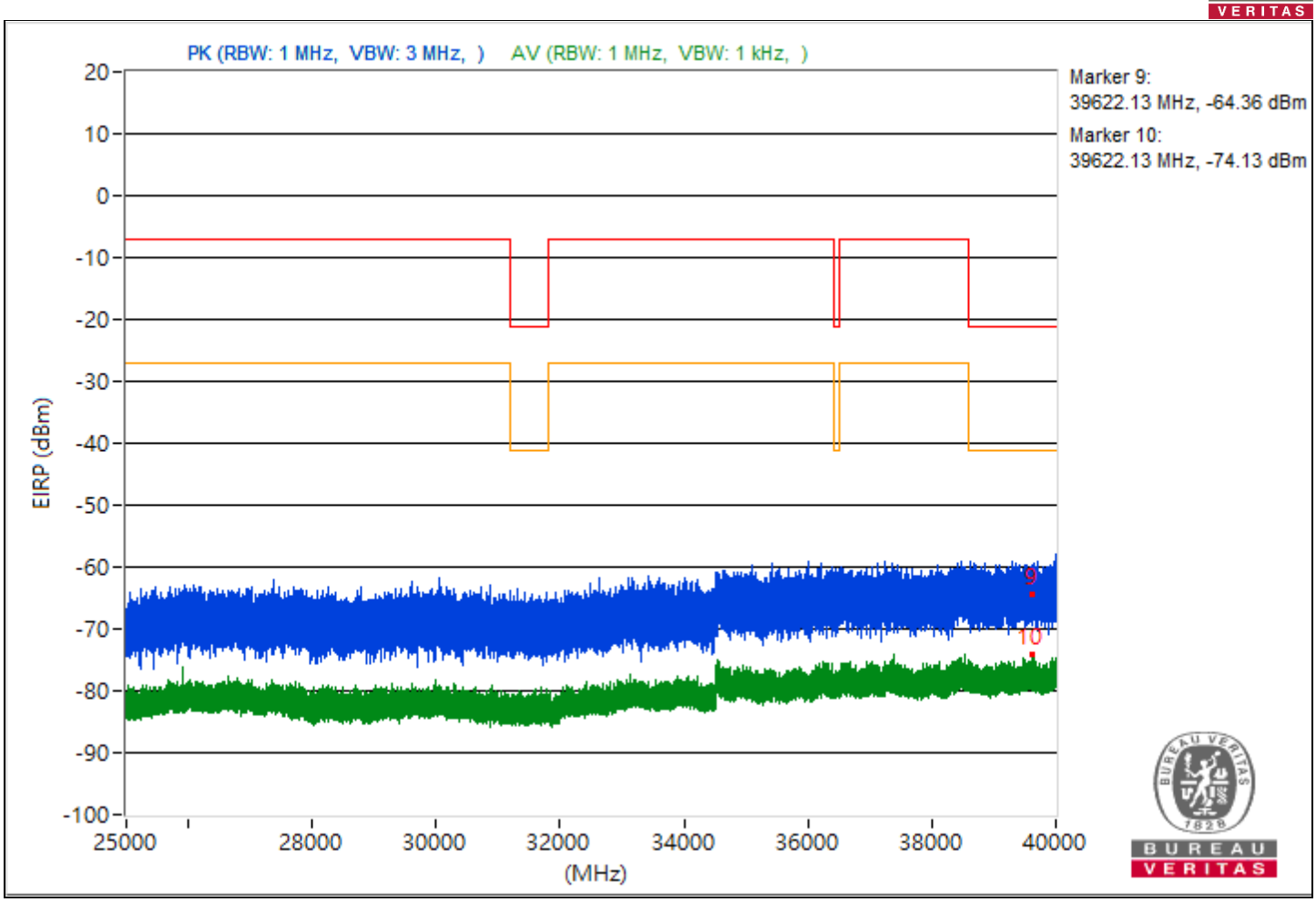
PK (RBW: 1 MHz, VBW: 3 MHz,)
AV (RBW: 1 MHz, VBW: 1 kHz,)
Marker 9:
39622.13 MHz, -64.36 dBm
Marker 10:
39622.13 MHz, -74.13 dBm
EIRP (dBm)
20
10
0
-10
-20
-30
-40
-50
-60
-70
-80
-90
-100
25000
28000
30000
32000
34000
36000
38000
40000
(MHz)
9
10

RF Mode	802.11be (EHT20)	Channel	CH 113：6515 MHz
Frequency Range	1 GHz ~ 40 GHz	Environmental Conditions	25°C, 60% RH
Tested By	Dolly Chung		

Conducted Unwanted Emissions							
No.	Frequency (MHz)	Emission Level (dBuV/m)	Limit (dBuV/m)	Margin (dB)	Raw Value Chain 0 (dBm)	Correction Factor (dB)	EIRP Level (dBm)
1	5439.17	33.57 PK	74	-40.43	-70.06	8.37	-61.69
2	5439.17	27.49 AV	54	-26.51	-76.14	8.37	-67.77
3	7284.76	34.52 PK	74	-39.48	-69.11	8.37	-60.74
4	7284.76	28.05 AV	54	-25.95	-75.58	8.37	-67.21
5	20959.9	34.89 PK	74	-39.11	-68.74	8.37	-60.37
6	20959.9	24.33 AV	54	-29.67	-79.3	8.37	-70.93
7	23888.3	36.25 PK	74	-37.75	-67.38	8.37	-59.01
8	23888.3	26.51 AV	54	-27.49	-77.12	8.37	-68.75
9	39617.33	30.19 PK	74	-43.81	-73.44	8.37	-65.07
10	39617.33	20.76 AV	54	-33.24	-82.87	8.37	-74.5

Note: Margin value = Emission Level - Limit value

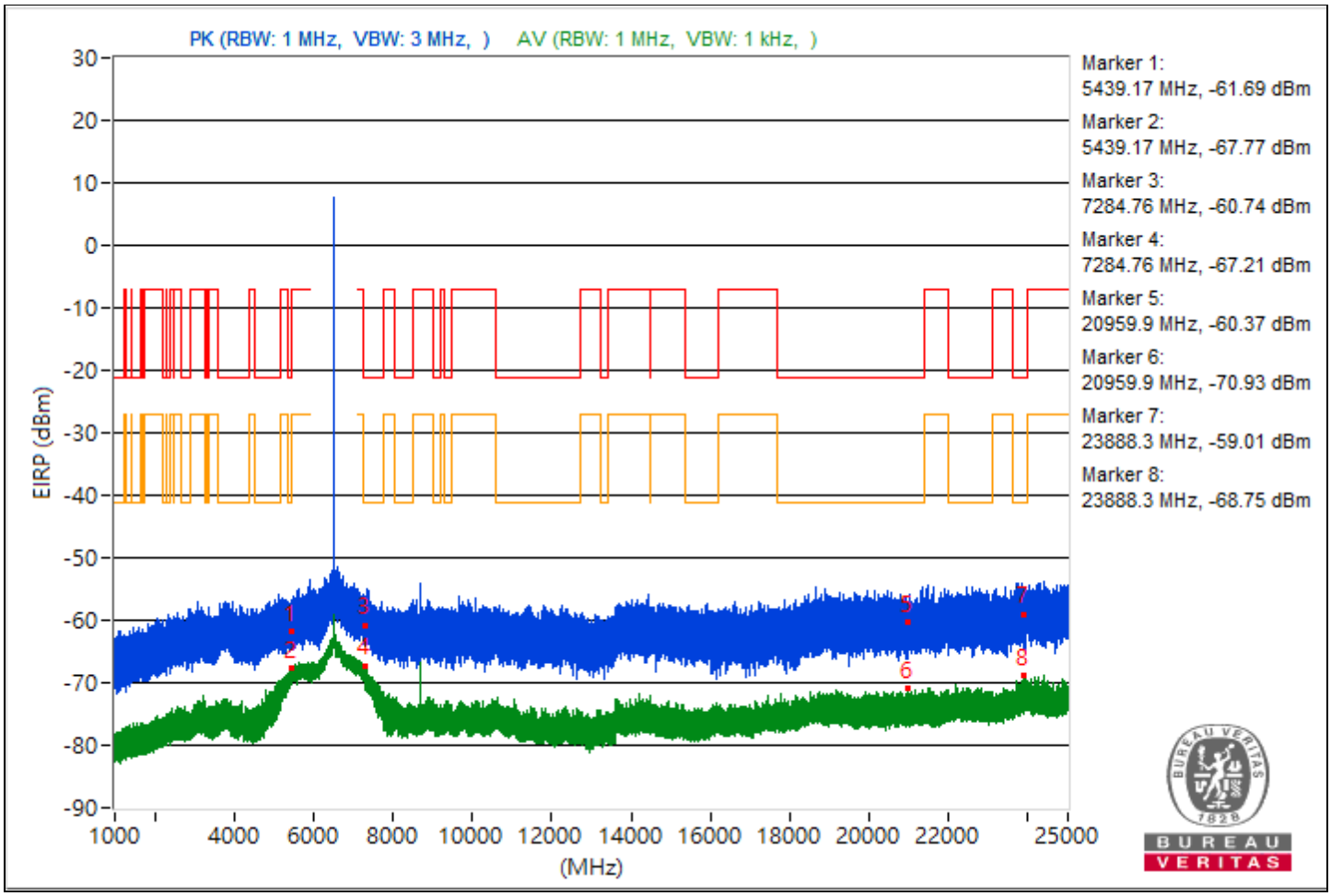

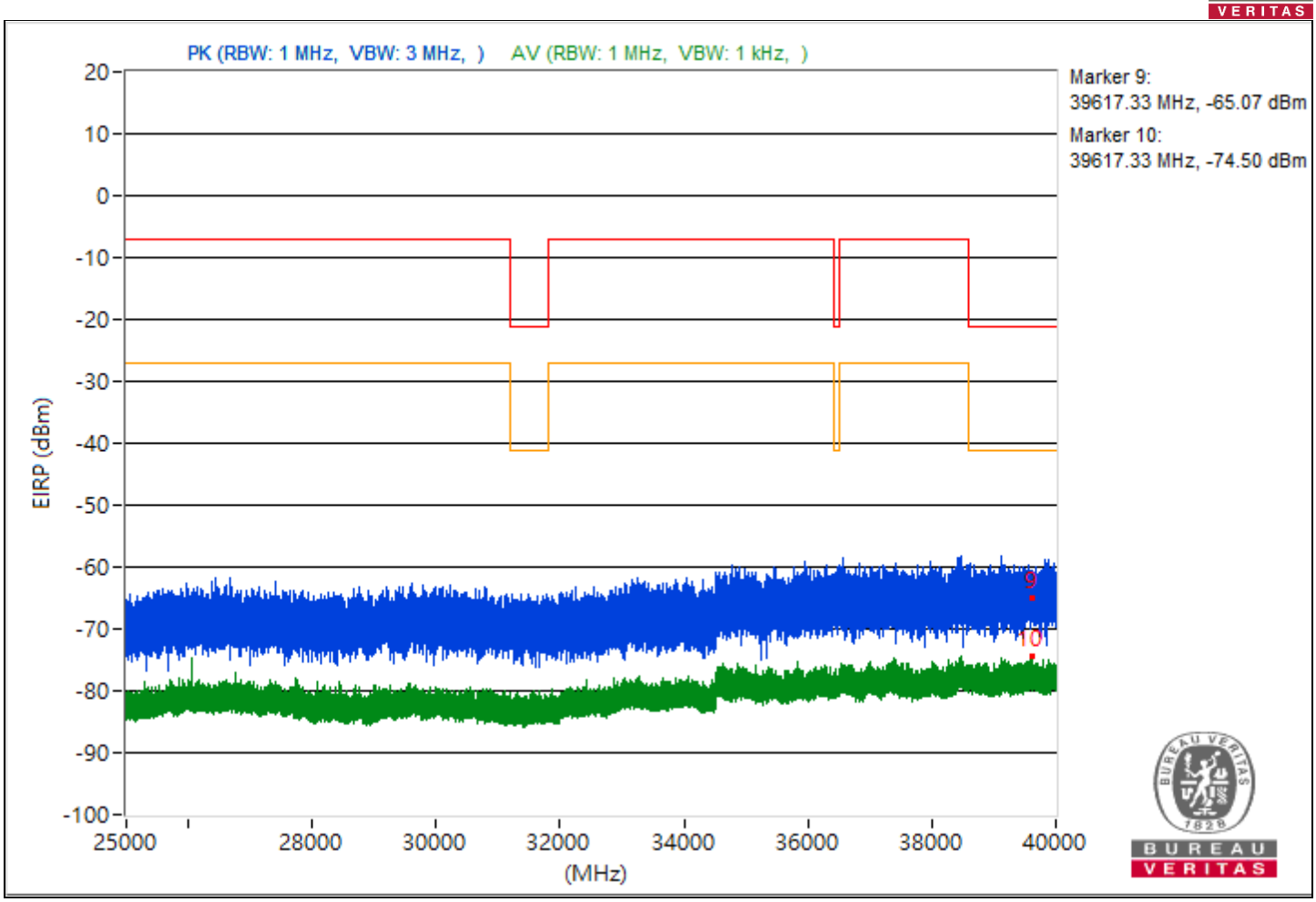
PK (RBW: 1 MHz, VBW: 3 MHz,)
AV (RBW: 1 MHz, VBW: 1 kHz,)
Marker 9:
39617.33 MHz, -65.07 dBm
Marker 10:
39617.33 MHz, -74.50 dBm
EIRP (dBm)
20
10
0
-10
-20
-30
-40
-50
-60
-70
-80
-90
-100
25000
28000
30000
32000
34000
36000
38000
40000
(MHz)
9
10

RF Mode	802.11be (EHT20)	Channel	CH 117：6535 MHz
Frequency Range	1 GHz ~ 40 GHz	Environmental Conditions	25°C, 60% RH
Tested By	Dolly Chung		

Conducted Unwanted Emissions							
No.	Frequency (MHz)	Emission Level (dBuV/m)	Limit (dBuV/m)	Margin (dB)	Raw Value Chain 0 (dBm)	Correction Factor (dB)	EIRP Level (dBm)
1	5444.92	36.02 PK	74	-37.98	-67.61	8.37	-59.24
2	5444.92	27.61 AV	54	-26.39	-76.02	8.37	-67.65
3	7265	35.78 PK	74	-38.22	-67.85	8.37	-59.48
4	7265	28.22 AV	54	-25.78	-75.41	8.37	-67.04
5	19021.7	34.32 PK	74	-39.68	-69.31	8.37	-60.94
6	19021.7	24.25 AV	54	-29.75	-79.38	8.37	-71.01
7	23938.5	37.09 PK	74	-36.91	-66.54	8.37	-58.17
8	23938.5	26.08 AV	54	-27.92	-77.55	8.37	-69.18
9	39698.93	32.42 PK	74	-41.58	-71.21	8.37	-62.84
10	39698.93	20.38 AV	54	-33.62	-83.25	8.37	-74.88

Note: Margin value = Emission Level - Limit value

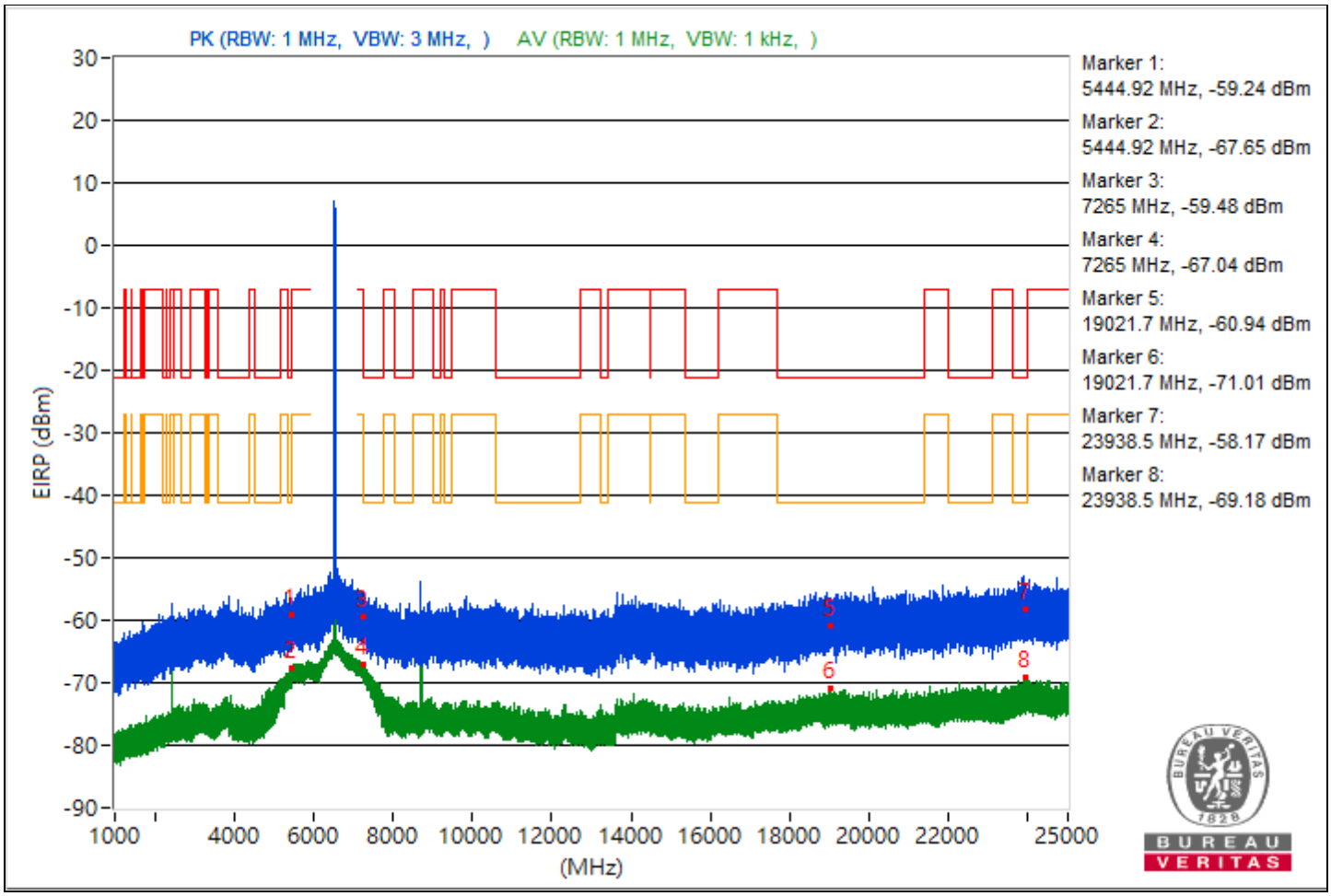

PK (RBW: 1 MHz, VBW: 3 MHz,)
AV (RBW: 1 MHz, VBW: 1 kHz,)
Marker 9:
39698.93 MHz, -62.84 dBm
Marker 10:
39698.93 MHz, -74.88 dBm
EIRP (dBm)
20
10
0
-10
-20
-30
-40
-50
-60
-70
-80
-90
-100
25000
28000
30000
32000
34000
36000
38000
40000
(MHz)
9
10

RF Mode	802.11be (EHT20)	Channel	CH 149：6695 MHz
Frequency Range	1 GHz ~ 40 GHz	Environmental Conditions	25°C, 60% RH
Tested By	Dolly Chung		

Conducted Unwanted Emissions							
No.	Frequency (MHz)	Emission Level (dBuV/m)	Limit (dBuV/m)	Margin (dB)	Raw Value Chain 0 (dBm)	Correction Factor (dB)	EIRP Level (dBm)
1	5453.94	35.26 PK	74	-38.74	-68.37	8.37	-60
2	5453.94	27.64 AV	54	-26.36	-75.99	8.37	-67.62
3	7261.81	35.93 PK	74	-38.07	-67.7	8.37	-59.33
4	7261.81	29.42 AV	54	-24.58	-74.21	8.37	-65.84
5	19152.8	33.02 PK	74	-40.98	-70.61	8.37	-62.24
6	19152.8	24.37 AV	54	-29.63	-79.26	8.37	-70.89
7	23991.9	36.1 PK	74	-37.9	-67.53	8.37	-59.16
8	23991.9	26.06 AV	54	-27.94	-77.57	8.37	-69.2
9	39917.07	31.02 PK	74	-42.98	-72.61	8.37	-64.24
10	39917.07	20.6 AV	54	-33.4	-83.03	8.37	-74.66

Note: Margin value = Emission Level - Limit value

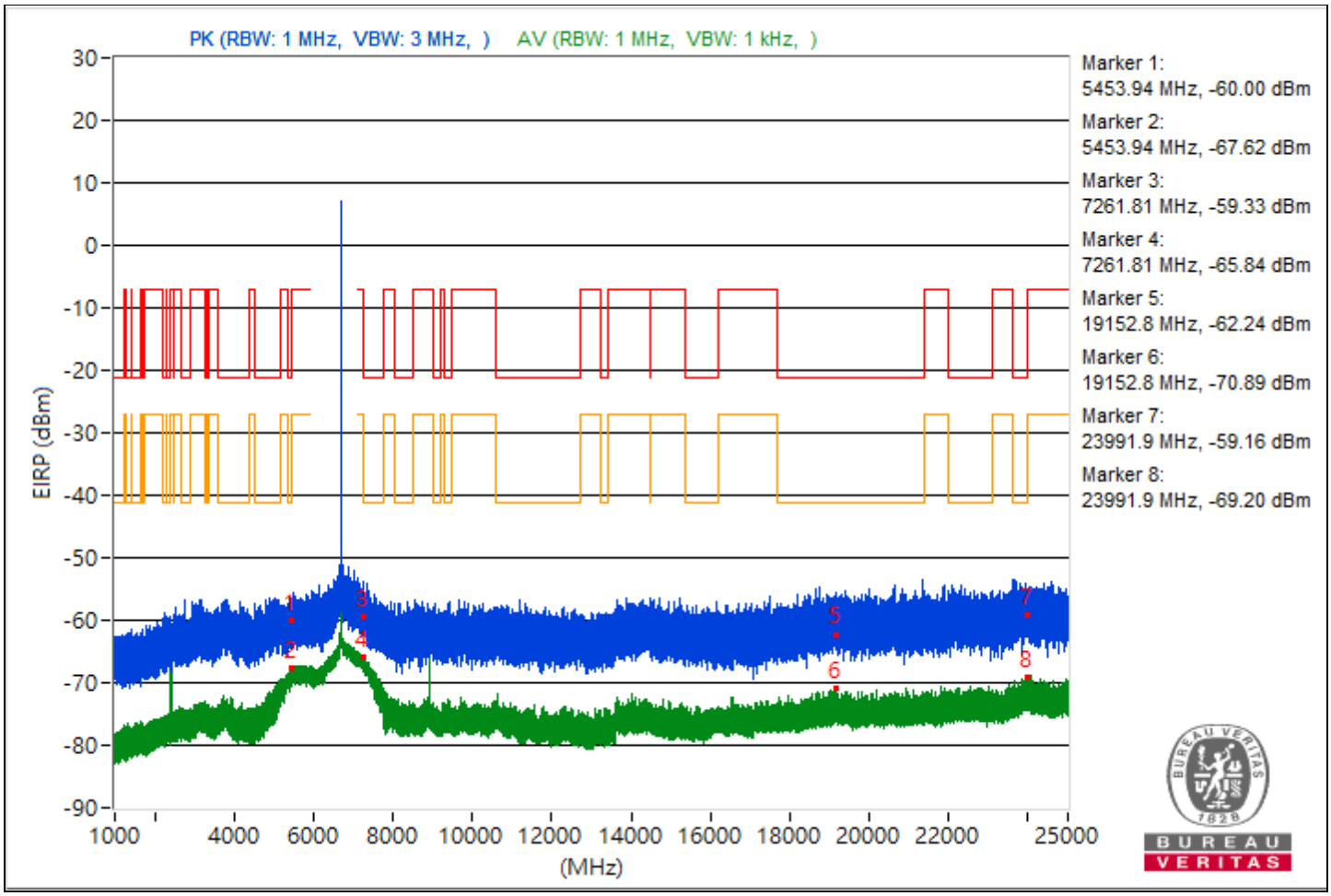

PK (RBW: 1 MHz, VBW: 3 MHz,)
AV (RBW: 1 MHz, VBW: 1 kHz,)
Marker 9:
39917.07 MHz, -64.24 dBm
Marker 10:
39917.07 MHz, -74.66 dBm
EIRP (dBm)
20
10
0
-10
-20
-30
-40
-50
-60
-70
-80
-90
-100
25000
28000
30000
32000
34000
36000
38000
40000
(MHz)
9
10

RF Mode	802.11be (EHT20)	Channel	CH 181：6855 MHz
Frequency Range	1 GHz ~ 40 GHz	Environmental Conditions	25°C, 60% RH
Tested By	Dolly Chung		

Conducted Unwanted Emissions							
No.	Frequency (MHz)	Emission Level (dBuV/m)	Limit (dBuV/m)	Margin (dB)	Raw Value Chain 0 (dBm)	Correction Factor (dB)	EIRP Level (dBm)
1	5456.2	33.09 PK	74	-40.91	-70.54	8.37	-62.17
2	5456.2	27.03 AV	54	-26.97	-76.6	8.37	-68.23
3	7263.68	38.25 PK	74	-35.75	-65.38	8.37	-57.01
4	7263.68	30.39 AV	54	-23.61	-73.24	8.37	-64.87
5	19055	35.78 PK	74	-38.22	-67.85	8.37	-59.48
6	19055	24.3 AV	54	-29.7	-79.33	8.37	-70.96
7	23962.6	39.17 PK	74	-34.83	-64.46	8.37	-56.09
8	23962.6	26.15 AV	54	-27.85	-77.48	8.37	-69.11
9	39397.24	30.62 PK	74	-43.38	-73.01	8.37	-64.64
10	39397.24	20.83 AV	54	-33.17	-82.8	8.37	-74.43

Note: Margin value = Emission Level - Limit value

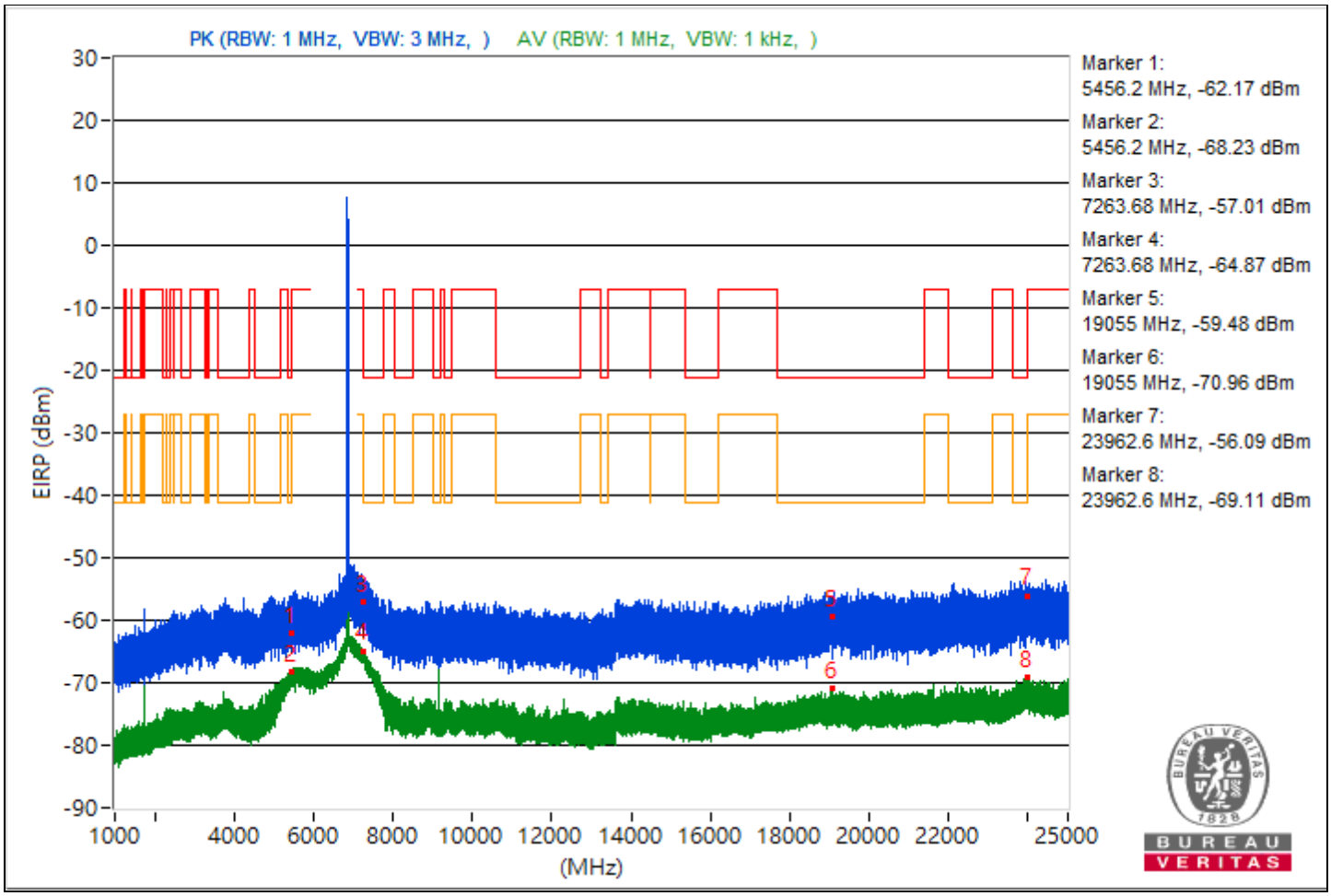

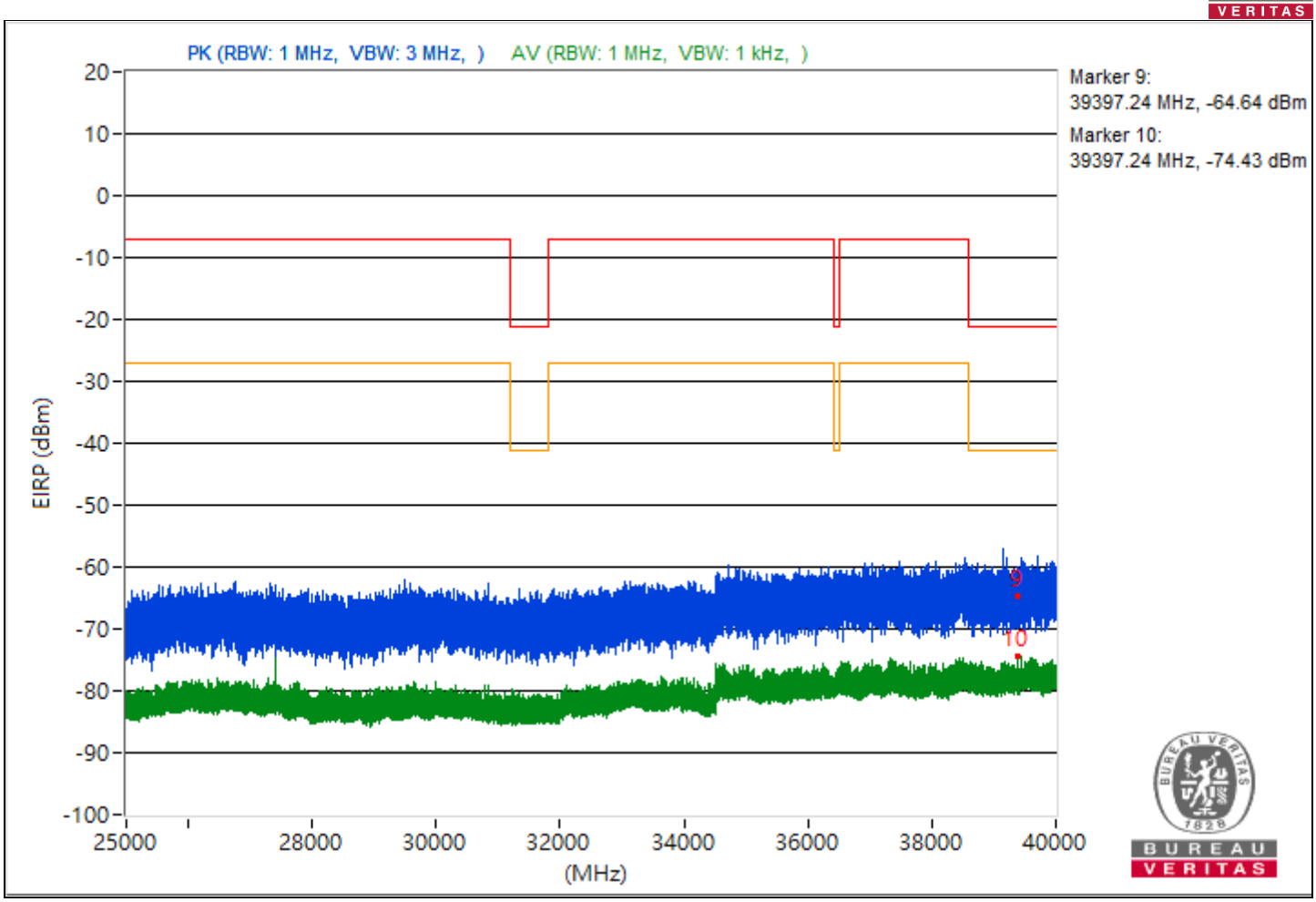
PK (RBW: 1 MHz, VBW: 3 MHz,)
AV (RBW: 1 MHz, VBW: 1 kHz,)
Marker 9:
39397.24 MHz, -64.64 dBm
Marker 10:
39397.24 MHz, -74.43 dBm
EIRP (dBm)
20
10
0
-10
-20
-30
-40
-50
-60
-70
-80
-90
-100
25000
28000
30000
32000
34000
36000
38000
40000
(MHz)
9
10

RF Mode	802.11be (EHT20)	Channel	CH 185：6875 MHz
Frequency Range	1 GHz ~ 40 GHz	Environmental Conditions	25°C, 60% RH
Tested By	Dolly Chung		

Conducted Unwanted Emissions							
No.	Frequency (MHz)	Emission Level (dBuV/m)	Limit (dBuV/m)	Margin (dB)	Raw Value Chain 0 (dBm)	Correction Factor (dB)	EIRP Level (dBm)
1	5435.28	34.19 PK	74	-39.81	-69.44	8.37	-61.07
2	5435.28	27.12 AV	54	-26.88	-76.51	8.37	-68.14
3	7257.3	38.73 PK	74	-35.27	-64.9	8.37	-56.53
4	7257.3	30.53 AV	54	-23.47	-73.1	8.37	-64.73
5	20050.8	32.31 PK	74	-41.69	-71.32	8.37	-62.95
6	20050.8	24.21 AV	54	-29.79	-79.42	8.37	-71.05
7	23917.7	35.98 PK	74	-38.02	-67.65	8.37	-59.28
8	23917.7	25.88 AV	54	-28.12	-77.75	8.37	-69.38
9	39993.69	29.51 PK	74	-44.49	-74.12	8.37	-65.75
10	39993.69	21.04 AV	54	-32.96	-82.59	8.37	-74.22

Note: Margin value = Emission Level - Limit value

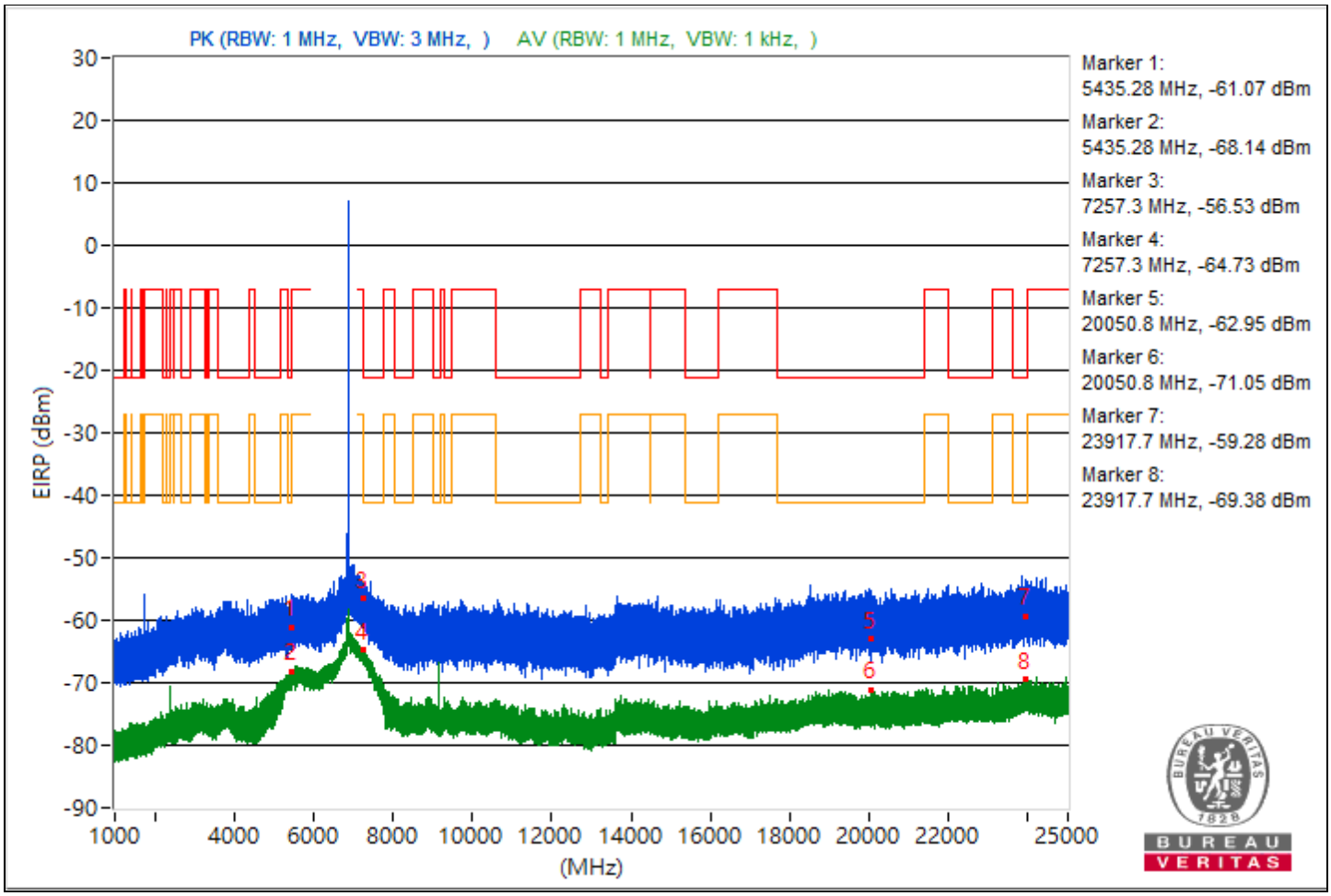

PK (RBW: 1 MHz, VBW: 3 MHz,)
AV (RBW: 1 MHz, VBW: 1 kHz,)
Marker 9:
39993.69 MHz, -65.75 dBm
Marker 10:
39993.69 MHz, -74.22 dBm
EIRP (dBm)
20
10
0
-10
-20
-30
-40
-50
-60
-70
-80
-90
-100
25000
28000
30000
32000
34000
36000
38000
40000
(MHz)

RF Mode	802.11be (EHT20)	Channel	CH 209：6995 MHz
Frequency Range	1 GHz ~ 40 GHz	Environmental Conditions	25°C, 60% RH
Tested By	Dolly Chung		

Conducted Unwanted Emissions							
No.	Frequency (MHz)	Emission Level (dBuV/m)	Limit (dBuV/m)	Margin (dB)	Raw Value Chain 0 (dBm)	Correction Factor (dB)	EIRP Level (dBm)
1	5458.53	36.07 PK	74	-37.93	-67.56	8.37	-59.19
2	5458.53	26.94 AV	54	-27.06	-76.69	8.37	-68.32
3	7260.33	38.15 PK	74	-35.85	-65.48	8.37	-57.11
4	7260.33	31.71 AV	54	-22.29	-71.92	8.37	-63.55
5	19332.7	33.17 PK	74	-40.83	-70.46	8.37	-62.09
6	19332.7	24.47 AV	54	-29.53	-79.16	8.37	-70.79
7	23897.9	38.32 PK	74	-35.68	-65.31	8.37	-56.94
8	23897.9	25.95 AV	54	-28.05	-77.68	8.37	-69.31
9	39577.33	30.89 PK	74	-43.11	-72.74	8.37	-64.37
10	39577.33	20.95 AV	54	-33.05	-82.68	8.37	-74.31

Note: Margin value = Emission Level - Limit value

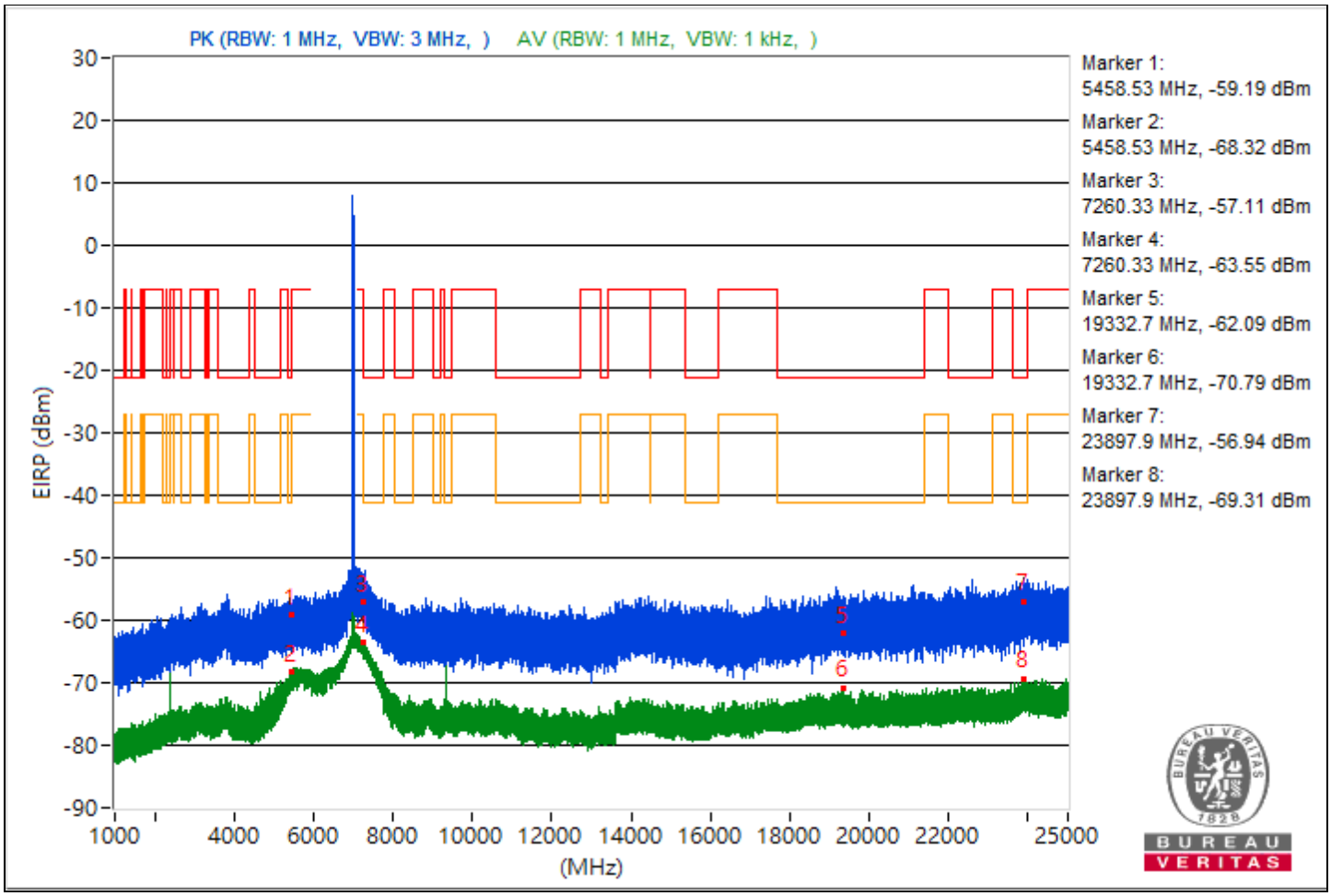

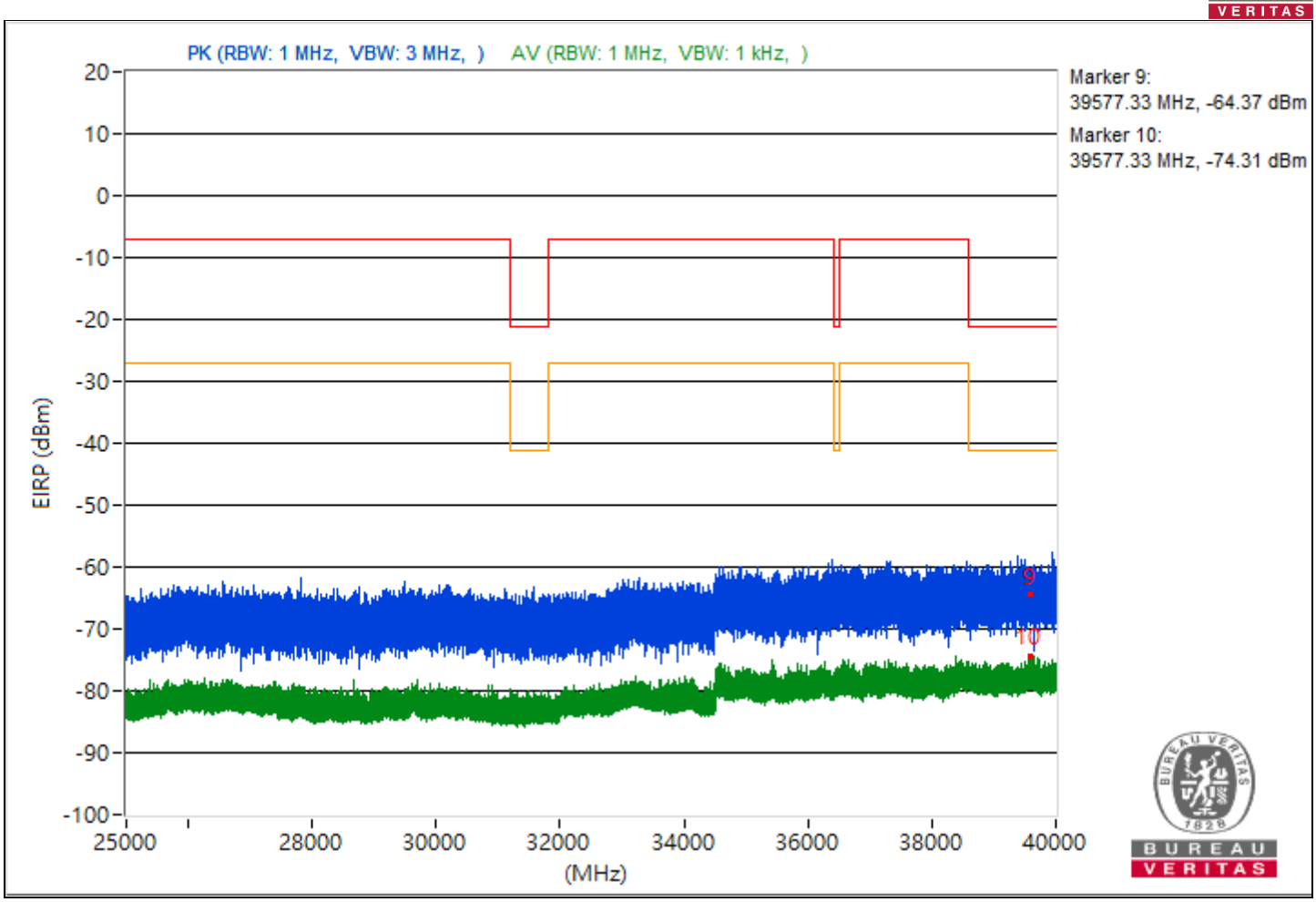
PK (RBW: 1 MHz, VBW: 3 MHz,)
AV (RBW: 1 MHz, VBW: 1 kHz,)
Marker 9:
39577.33 MHz, -64.37 dBm
Marker 10:
39577.33 MHz, -74.31 dBm
EIRP (dBm)
20
10
0
-10
-20
-30
-40
-50
-60
-70
-80
-90
-100
25000
28000
30000
32000
34000
36000
38000
40000
(MHz)
9
10

RF Mode	802.11be (EHT20)	Channel	CH 233：7115 MHz
Frequency Range	1 GHz ~ 40 GHz	Environmental Conditions	25°C, 60% RH
Tested By	Dolly Chung		

Conducted Unwanted Emissions							
No.	Frequency (MHz)	Emission Level (dBuV/m)	Limit (dBuV/m)	Margin (dB)	Raw Value Chain 0 (dBm)	Correction Factor (dB)	EIRP Level (dBm)
1	5451.3	34.3 PK	74	-39.7	-69.33	8.37	-60.96
2	5451.3	27.67 AV	54	-26.33	-75.96	8.37	-67.59
3	7259.71	39.5 PK	74	-34.5	-64.13	8.37	-55.76
4	7259.71	33.94 AV	54	-20.06	-69.69	8.37	-61.32
5	21388	35.86 PK	74	-38.14	-67.77	8.37	-59.4
6	21388	24.6 AV	54	-29.4	-79.03	8.37	-70.66
7	23893.2	38.64 PK	74	-35.36	-64.99	8.37	-56.62
8	23893.2	25.75 AV	54	-28.25	-77.88	8.37	-69.51
9	39694.84	29.17 PK	74	-44.83	-74.46	8.37	-66.09
10	39694.84	20.92 AV	54	-33.08	-82.71	8.37	-74.34

Note: Margin value = Emission Level - Limit value

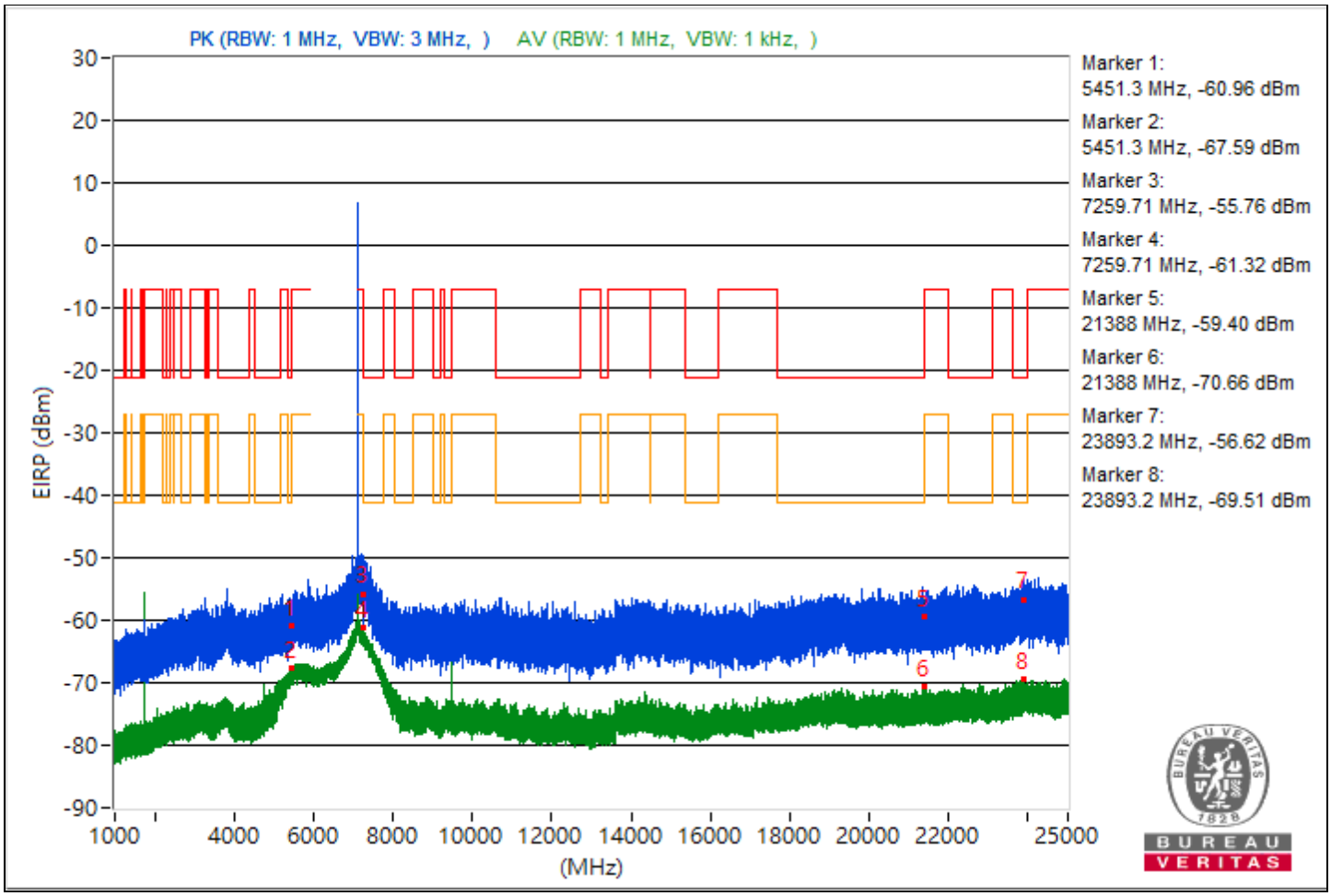

PK (RBW: 1 MHz, VBW: 3 MHz,)
AV (RBW: 1 MHz, VBW: 1 kHz,)
Marker 9:
39694.84 MHz, -66.09 dBm
Marker 10:
39694.84 MHz, -74.34 dBm
EIRP (dBm)
20
10
0
-10
-20
-30
-40
-50
-60
-70
-80
-90
-100
25000
28000
30000
32000
34000
36000
38000
40000
(MHz)
9
10

RF Mode	802.11be (EHT40)	Channel	CH 3：5965 MHz
Frequency Range	1 GHz ~ 40 GHz	Environmental Conditions	25°C, 60% RH
Tested By	Dolly Chung		

Conducted Unwanted Emissions							
No.	Frequency (MHz)	Emission Level (dBuV/m)	Limit (dBuV/m)	Margin (dB)	Raw Value Chain 0 (dBm)	Correction Factor (dB)	EIRP Level (dBm)
1	5451.69	39.32 PK	74	-34.68	-64.31	8.37	-55.94
2	5451.69	33.28 AV	54	-20.72	-70.35	8.37	-61.98
3	#7953.33	50.78 PK	88.26	-37.48	-52.85	8.37	-44.48
4	#7953.33	49.55 AV	68.26	-18.71	-54.08	8.37	-45.71
5	19329.5	35.27 PK	74	-38.73	-68.36	8.37	-59.99
6	19329.5	24.44 AV	54	-29.56	-79.19	8.37	-70.82
7	23938.9	38.35 PK	74	-35.65	-65.28	8.37	-56.91
8	23938.9	25.88 AV	54	-28.12	-77.75	8.37	-69.38
9	39766.76	30.18 PK	74	-43.82	-73.45	8.37	-65.08
10	39766.76	21.57 AV	54	-32.43	-82.06	8.37	-73.69

Notes:

1. Margin value = Emission Level - Limit value
2. " # ": The radiated frequency is out of the restricted band.

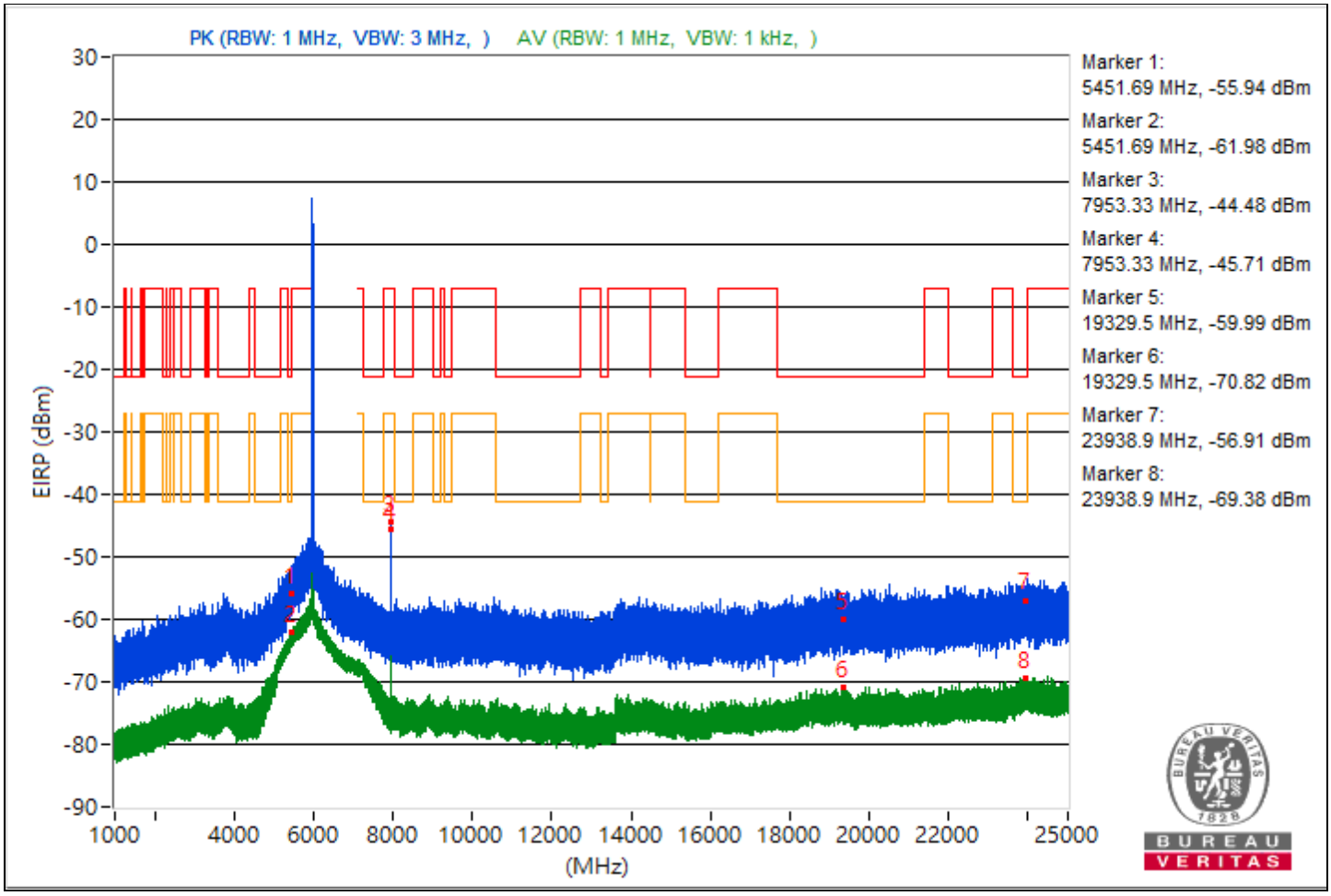

PK (RBW: 1 MHz, VBW: 3 MHz,)
AV (RBW: 1 MHz, VBW: 1 kHz,)
Marker 9:
39766.76 MHz, -65.08 dBm
Marker 10:
39766.76 MHz, -73.69 dBm
EIRP (dBm)
20
10
0
-10
-20
-30
-40
-50
-60
-70
-80
-90
-100
25000
28000
30000
32000
34000
36000
38000
40000
(MHz)
9
10

RF Mode	802.11be (EHT40)	Channel	CH 43：6165 MHz
Frequency Range	1 GHz ~ 40 GHz	Environmental Conditions	25°C, 60% RH
Tested By	Dolly Chung		

Conducted Unwanted Emissions							
No.	Frequency (MHz)	Emission Level (dBuV/m)	Limit (dBuV/m)	Margin (dB)	Raw Value Chain 0 (dBm)	Correction Factor (dB)	EIRP Level (dBm)
1	5454.96	40.74 PK	74	-33.26	-62.89	8.37	-54.52
2	5454.96	32.24 AV	54	-21.76	-71.39	8.37	-63.02
3	8220	47.77 PK	74	-26.23	-55.86	8.37	-47.49
4	8220	46.94 AV	54	-7.06	-56.69	8.37	-48.32
5	18768	35.85 PK	74	-38.15	-67.78	8.37	-59.41
6	18768	24.36 AV	54	-29.64	-79.27	8.37	-70.9
7	23885.7	37.48 PK	74	-36.52	-66.15	8.37	-57.78
8	23885.7	26.02 AV	54	-27.98	-77.61	8.37	-69.24
9	39507.11	31.94 PK	74	-42.06	-71.69	8.37	-63.32
10	39507.11	20.74 AV	54	-33.26	-82.89	8.37	-74.52

Note: Margin value = Emission Level - Limit value

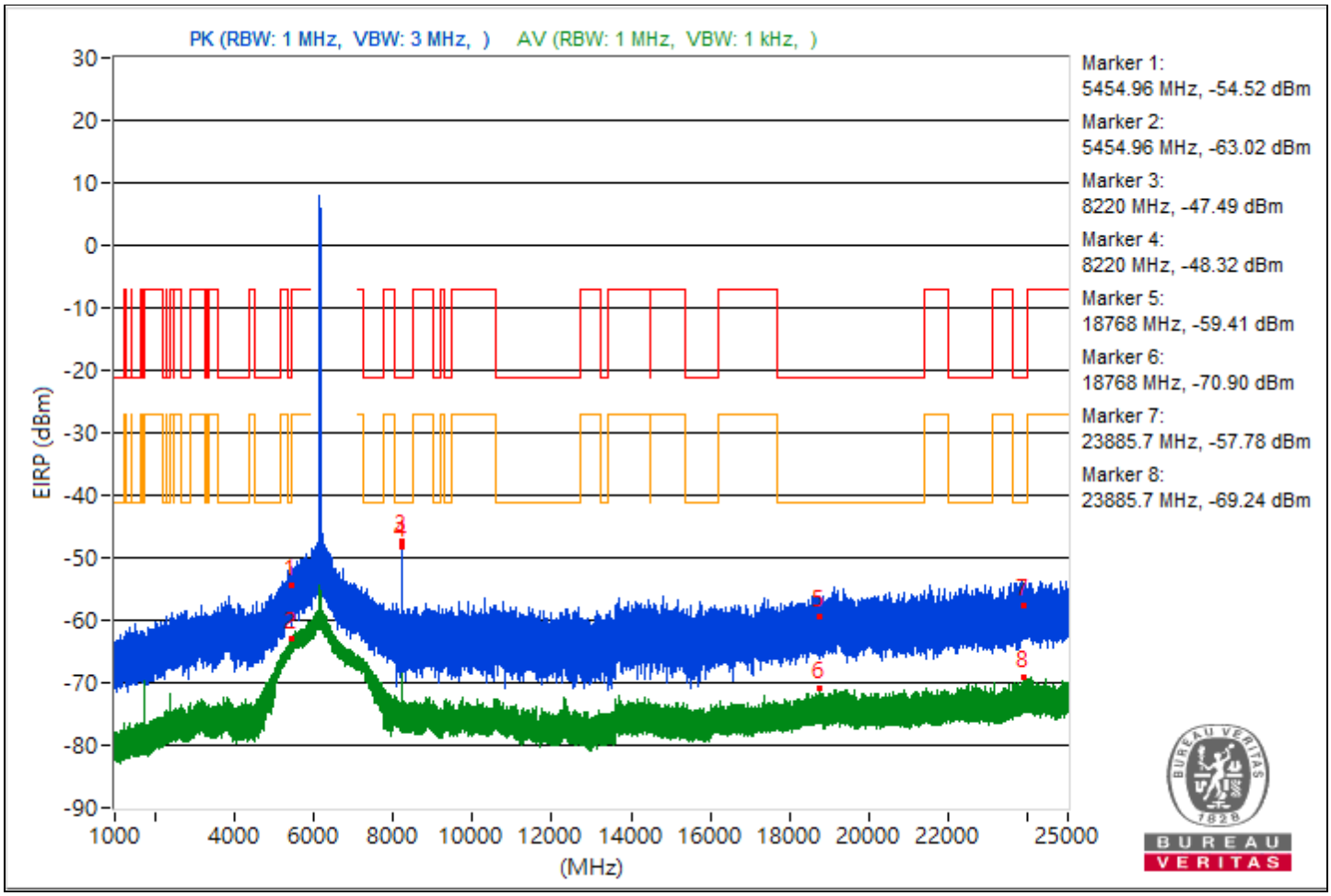

PK (RBW: 1 MHz, VBW: 3 MHz,)
AV (RBW: 1 MHz, VBW: 1 kHz,)
Marker 9:
39507.11 MHz, -63.32 dBm
Marker 10:
39507.11 MHz, -74.52 dBm
EIRP (dBm)
20
10
0
-10
-20
-30
-40
-50
-60
-70
-80
-90
-100
25000
28000
30000
32000
34000
36000
38000
40000
(MHz)
9
10

RF Mode	802.11be (EHT40)	Channel	CH 91：6405 MHz
Frequency Range	1 GHz ~ 40 GHz	Environmental Conditions	25°C, 60% RH
Tested By	Dolly Chung		

Conducted Unwanted Emissions							
No.	Frequency (MHz)	Emission Level (dBuV/m)	Limit (dBuV/m)	Margin (dB)	Raw Value Chain 0 (dBm)	Correction Factor (dB)	EIRP Level (dBm)
1	5458.77	38.04 PK	74	-35.96	-65.59	8.37	-57.22
2	5458.77	31.3 AV	54	-22.7	-72.33	8.37	-63.96
3	7251.16	34.73 PK	74	-39.27	-68.9	8.37	-60.53
4	7251.16	30.43 AV	54	-23.57	-73.2	8.37	-64.83
5	19304	33.77 PK	74	-40.23	-69.86	8.37	-61.49
6	19304	24.67 AV	54	-29.33	-78.96	8.37	-70.59
7	23858.4	34.74 PK	74	-39.26	-68.89	8.37	-60.52
8	23858.4	26.02 AV	54	-27.98	-77.61	8.37	-69.24
9	39982.4	32.08 PK	74	-41.92	-71.55	8.37	-63.18
10	39982.4	21.36 AV	54	-32.64	-82.27	8.37	-73.9

Note: Margin value = Emission Level - Limit value

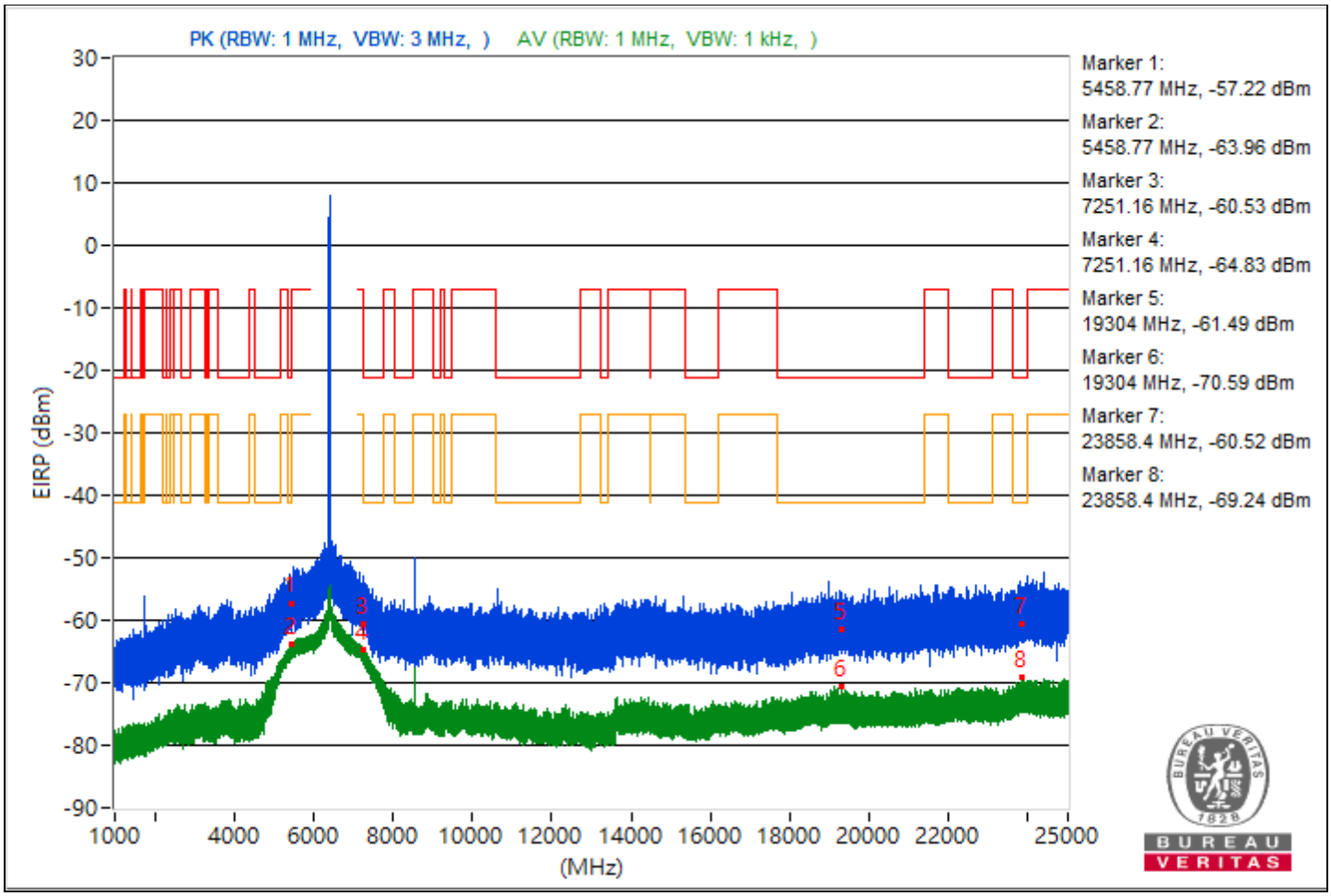

PK (RBW: 1 MHz, VBW: 3 MHz,)
AV (RBW: 1 MHz, VBW: 1 kHz,)
Marker 9:
39982.4 MHz, -63.18 dBm
Marker 10:
39982.4 MHz, -73.90 dBm
EIRP (dBm)
20
10
0
-10
-20
-30
-40
-50
-60
-70
-80
-90
-100
25000
28000
30000
32000
34000
36000
38000
40000
(MHz)

RF Mode	802.11be (EHT40)	Channel	CH 99：6445 MHz
Frequency Range	1 GHz ~ 40 GHz	Environmental Conditions	25°C, 60% RH
Tested By	Dolly Chung		

Conducted Unwanted Emissions							
No.	Frequency (MHz)	Emission Level (dBuV/m)	Limit (dBuV/m)	Margin (dB)	Raw Value Chain 0 (dBm)	Correction Factor (dB)	EIRP Level (dBm)
1	5428.98	38.57 PK	74	-35.43	-65.06	8.37	-56.69
2	5428.98	31.2 AV	54	-22.8	-72.43	8.37	-64.06
3	7260.26	37.5 PK	74	-36.5	-66.13	8.37	-57.76
4	7260.26	30.93 AV	54	-23.07	-72.7	8.37	-64.33
5	21232.2	34.8 PK	74	-39.2	-68.83	8.37	-60.46
6	21232.2	24.63 AV	54	-29.37	-79	8.37	-70.63
7	23883.4	36.72 PK	74	-37.28	-66.91	8.37	-58.54
8	23883.4	25.68 AV	54	-28.32	-77.95	8.37	-69.58
9	39281.24	31.29 PK	74	-42.71	-72.34	8.37	-63.97
10	39281.24	21.04 AV	54	-32.96	-82.59	8.37	-74.22

Note: Margin value = Emission Level - Limit value

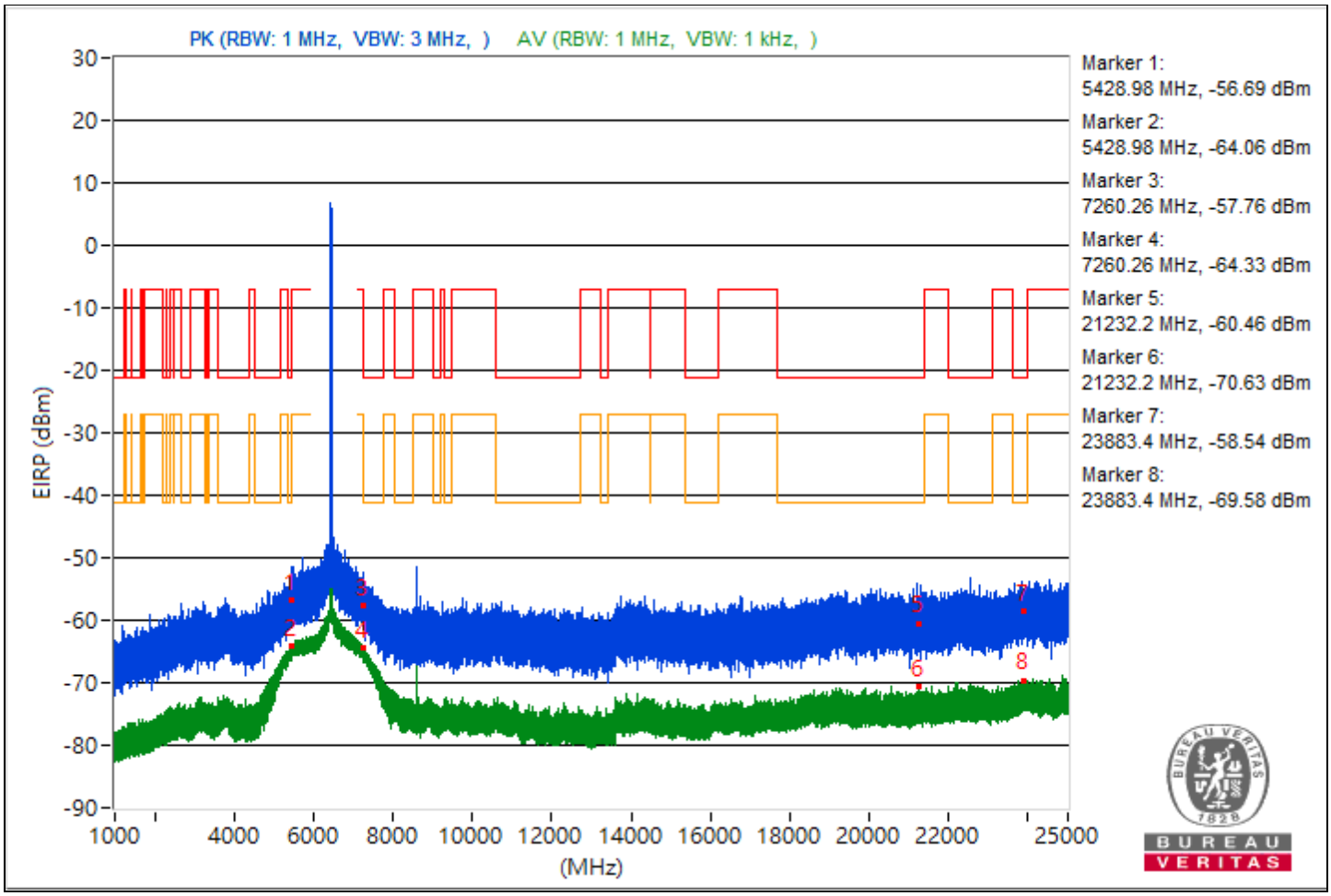

PK (RBW: 1 MHz, VBW: 3 MHz,)
AV (RBW: 1 MHz, VBW: 1 kHz,)
Marker 9:
39281.24 MHz, -63.97 dBm
Marker 10:
39281.24 MHz, -74.22 dBm
EIRP (dBm)
20
10
0
-10
-20
-30
-40
-50
-60
-70
-80
-90
-100
25000
28000
30000
32000
34000
36000
38000
40000
(MHz)
9
10

RF Mode	802.11be (EHT40)	Channel	CH 107：6485 MHz
Frequency Range	1 GHz ~ 40 GHz	Environmental Conditions	25°C, 60% RH
Tested By	Dolly Chung		

Conducted Unwanted Emissions							
No.	Frequency (MHz)	Emission Level (dBuV/m)	Limit (dBuV/m)	Margin (dB)	Raw Value Chain 0 (dBm)	Correction Factor (dB)	EIRP Level (dBm)
1	5449.28	40.44 PK	74	-33.56	-63.19	8.37	-54.82
2	5449.28	31.11 AV	54	-22.89	-72.52	8.37	-64.15
3	7256.91	38.31 PK	74	-35.69	-65.32	8.37	-56.95
4	7256.91	30.85 AV	54	-23.15	-72.78	8.37	-64.41
5	21266.7	35.96 PK	74	-38.04	-67.67	8.37	-59.3
6	21266.7	24.5 AV	54	-29.5	-79.13	8.37	-70.76
7	23978.7	37.12 PK	74	-36.88	-66.51	8.37	-58.14
8	23978.7	26.22 AV	54	-27.78	-77.41	8.37	-69.04
9	39660	27.46 PK	74	-46.54	-76.17	8.37	-67.8
10	39660	20.89 AV	54	-33.11	-82.74	8.37	-74.37

Note: Margin value = Emission Level - Limit value

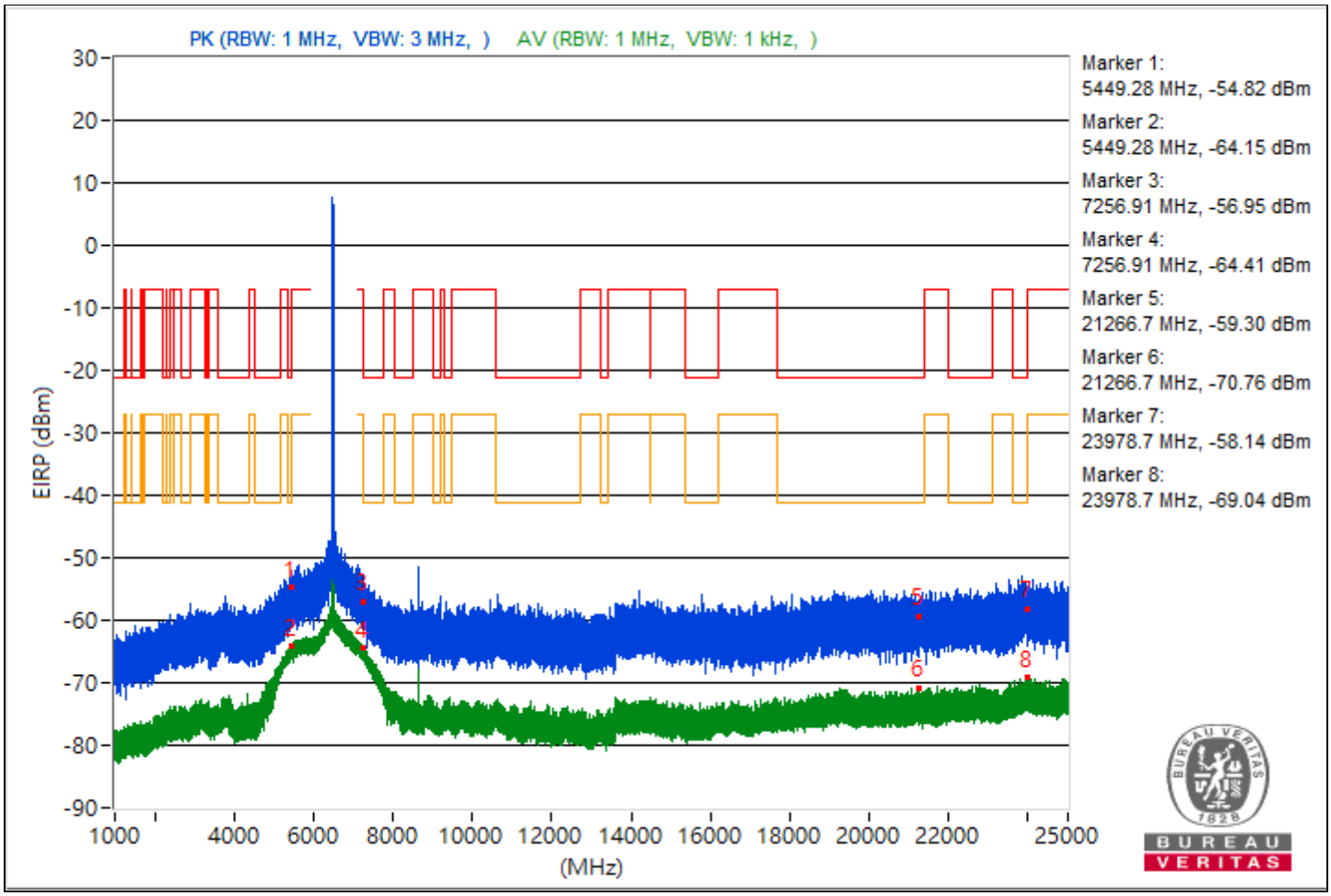

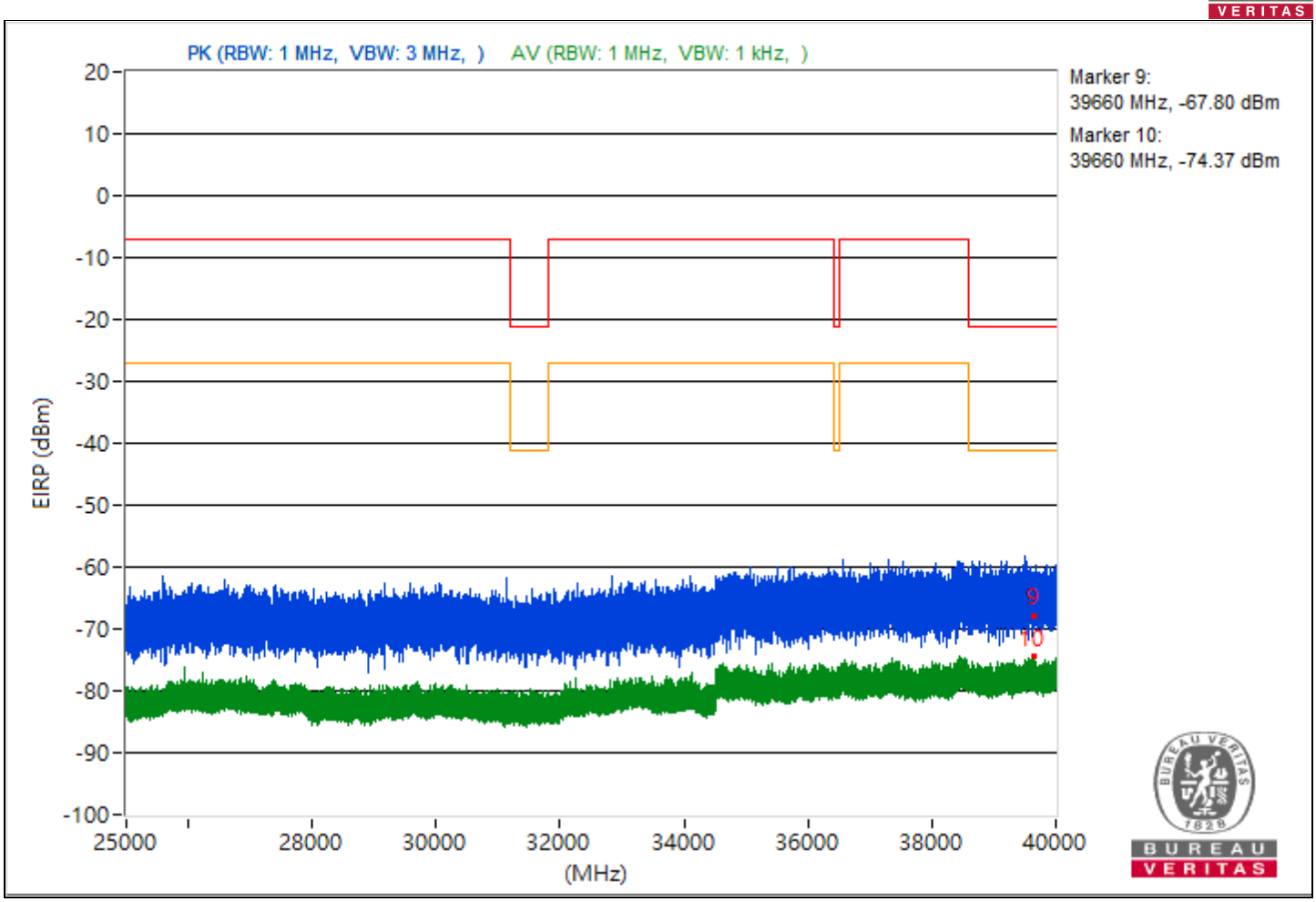
PK (RBW: 1 MHz, VBW: 3 MHz,)
AV (RBW: 1 MHz, VBW: 1 kHz,)
Marker 9:
39660 MHz, -67.80 dBm
Marker 10:
39660 MHz, -74.37 dBm
EIRP (dBm)
20
10
0
-10
-20
-30
-40
-50
-60
-70
-80
-90
-100
25000
28000
30000
32000
34000
36000
38000
40000
(MHz)
9
10

RF Mode	802.11be (EHT40)	Channel	CH 115：6525 MHz
Frequency Range	1 GHz ~ 40 GHz	Environmental Conditions	25°C, 60% RH
Tested By	Dolly Chung		

Conducted Unwanted Emissions							
No.	Frequency (MHz)	Emission Level (dBuV/m)	Limit (dBuV/m)	Margin (dB)	Raw Value Chain 0 (dBm)	Correction Factor (dB)	EIRP Level (dBm)
1	5454.33	38.43 PK	74	-35.57	-65.2	8.37	-56.83
2	5454.33	31.19 AV	54	-22.81	-72.44	8.37	-64.07
3	7264.22	37.57 PK	74	-36.43	-66.06	8.37	-57.69
4	7264.22	31.2 AV	54	-22.8	-72.43	8.37	-64.06
5	18698.7	34.76 PK	74	-39.24	-68.87	8.37	-60.5
6	18698.7	24.43 AV	54	-29.57	-79.2	8.37	-70.83
7	23903.6	39.58 PK	74	-34.42	-64.05	8.37	-55.68
8	23903.6	25.76 AV	54	-28.24	-77.87	8.37	-69.5
9	39672.44	31.61 PK	74	-42.39	-72.02	8.37	-63.65
10	39672.44	21.04 AV	54	-32.96	-82.59	8.37	-74.22

Note: Margin value = Emission Level - Limit value

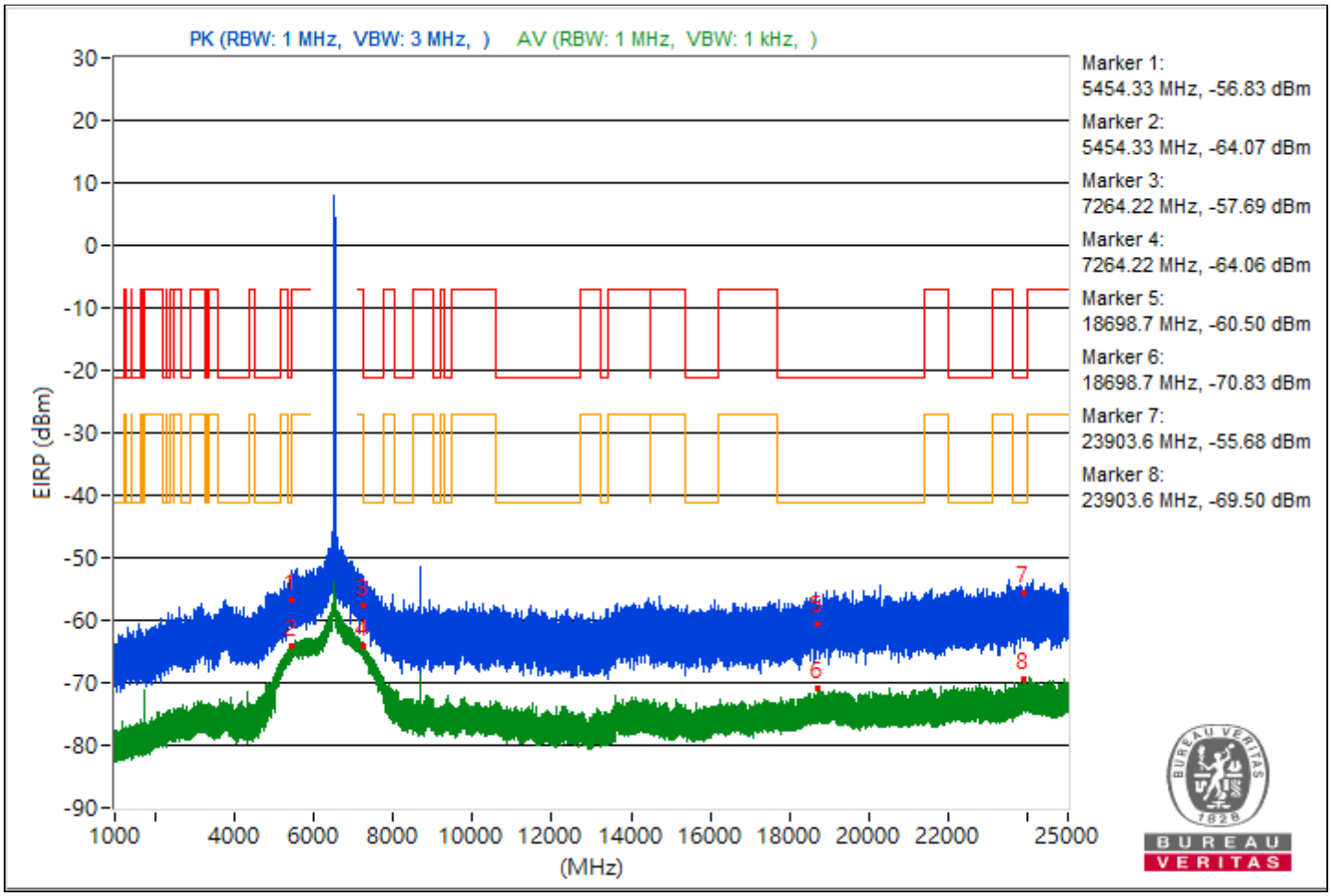

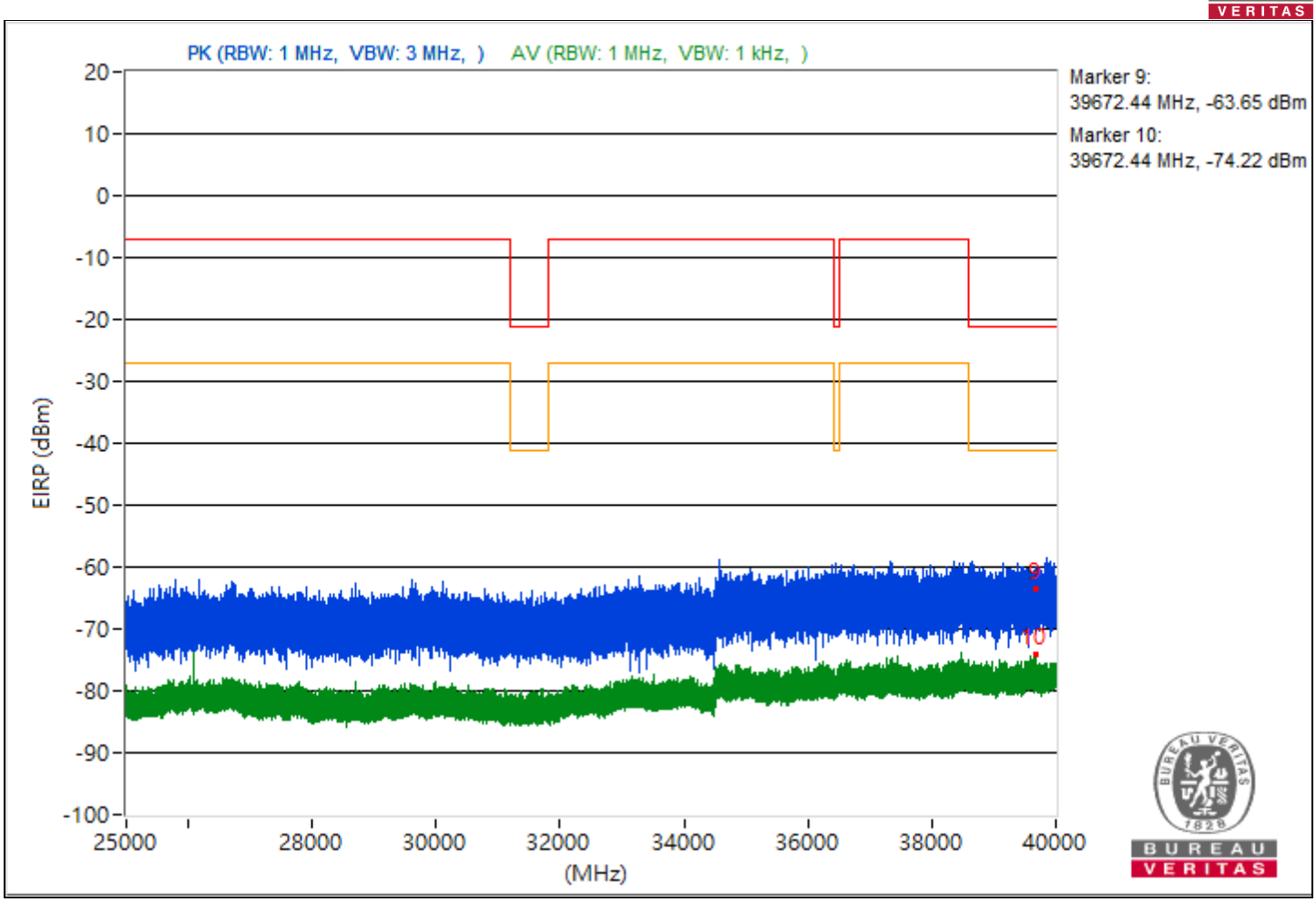
PK (RBW: 1 MHz, VBW: 3 MHz,)
AV (RBW: 1 MHz, VBW: 1 kHz,)
Marker 9:
39672.44 MHz, -63.65 dBm
Marker 10:
39672.44 MHz, -74.22 dBm
EIRP (dBm)
20
10
0
-10
-20
-30
-40
-50
-60
-70
-80
-90
-100
25000
28000
30000
32000
34000
36000
38000
40000
(MHz)
9
10

RF Mode	802.11be (EHT40)	Channel	CH 123：6565 MHz
Frequency Range	1 GHz ~ 40 GHz	Environmental Conditions	25°C, 60% RH
Tested By	Dolly Chung		

Conducted Unwanted Emissions							
No.	Frequency (MHz)	Emission Level (dBuV/m)	Limit (dBuV/m)	Margin (dB)	Raw Value Chain 0 (dBm)	Correction Factor (dB)	EIRP Level (dBm)
1	5459.62	37.67 PK	74	-36.33	-65.96	8.37	-57.59
2	5459.62	31.17 AV	54	-22.83	-72.46	8.37	-64.09
3	7254.5	41.23 PK	74	-32.77	-62.4	8.37	-54.03
4	7254.5	31.32 AV	54	-22.68	-72.31	8.37	-63.94
5	21389.6	35.87 PK	74	-38.13	-67.76	8.37	-59.39
6	21389.6	24.77 AV	54	-29.23	-78.86	8.37	-70.49
7	23764.4	36.01 PK	74	-37.99	-67.62	8.37	-59.25
8	23764.4	25.55 AV	54	-28.45	-78.08	8.37	-69.71
9	39598.67	32.86 PK	74	-41.14	-70.77	8.37	-62.4
10	39598.67	20.86 AV	54	-33.14	-82.77	8.37	-74.4

Note: Margin value = Emission Level - Limit value

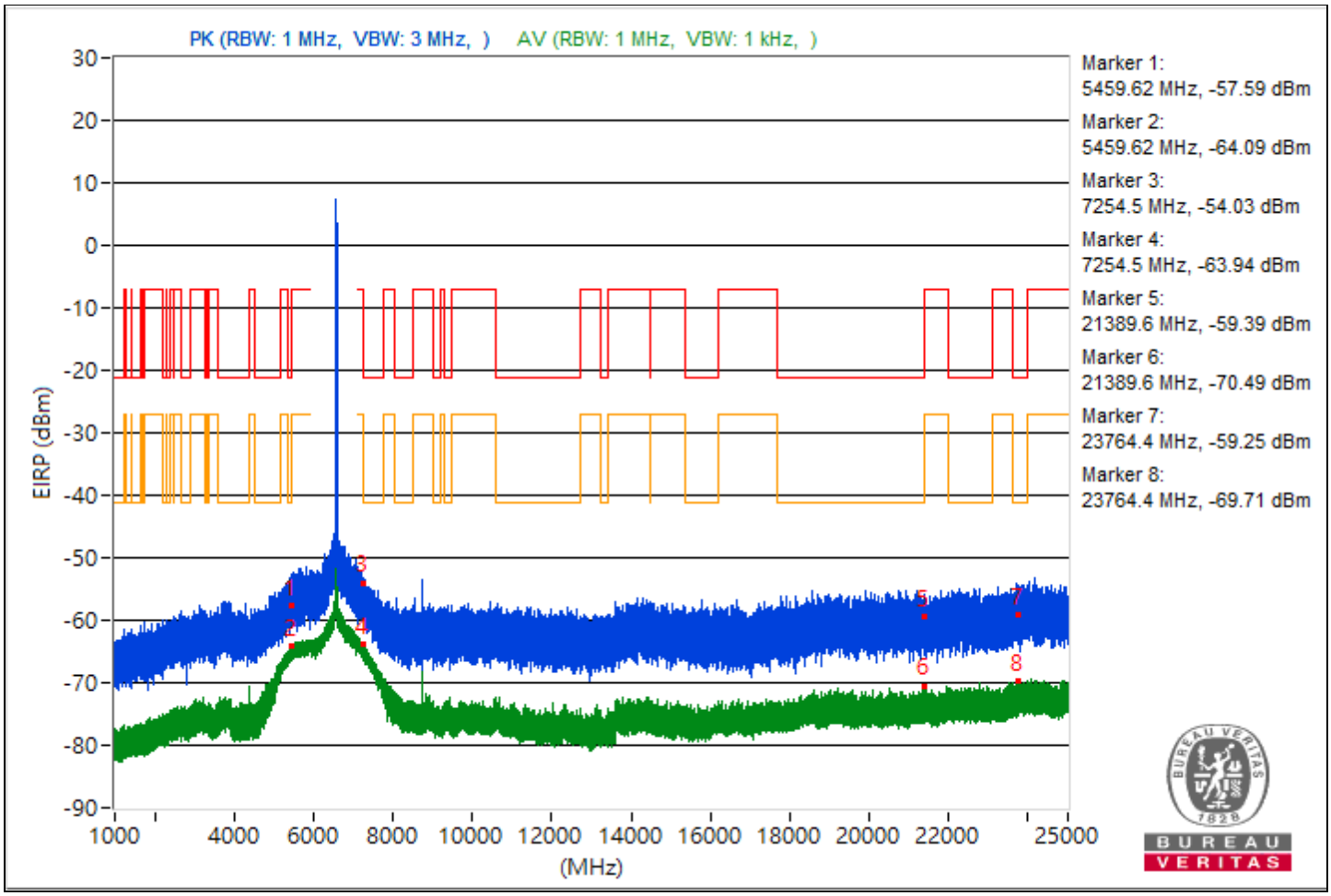

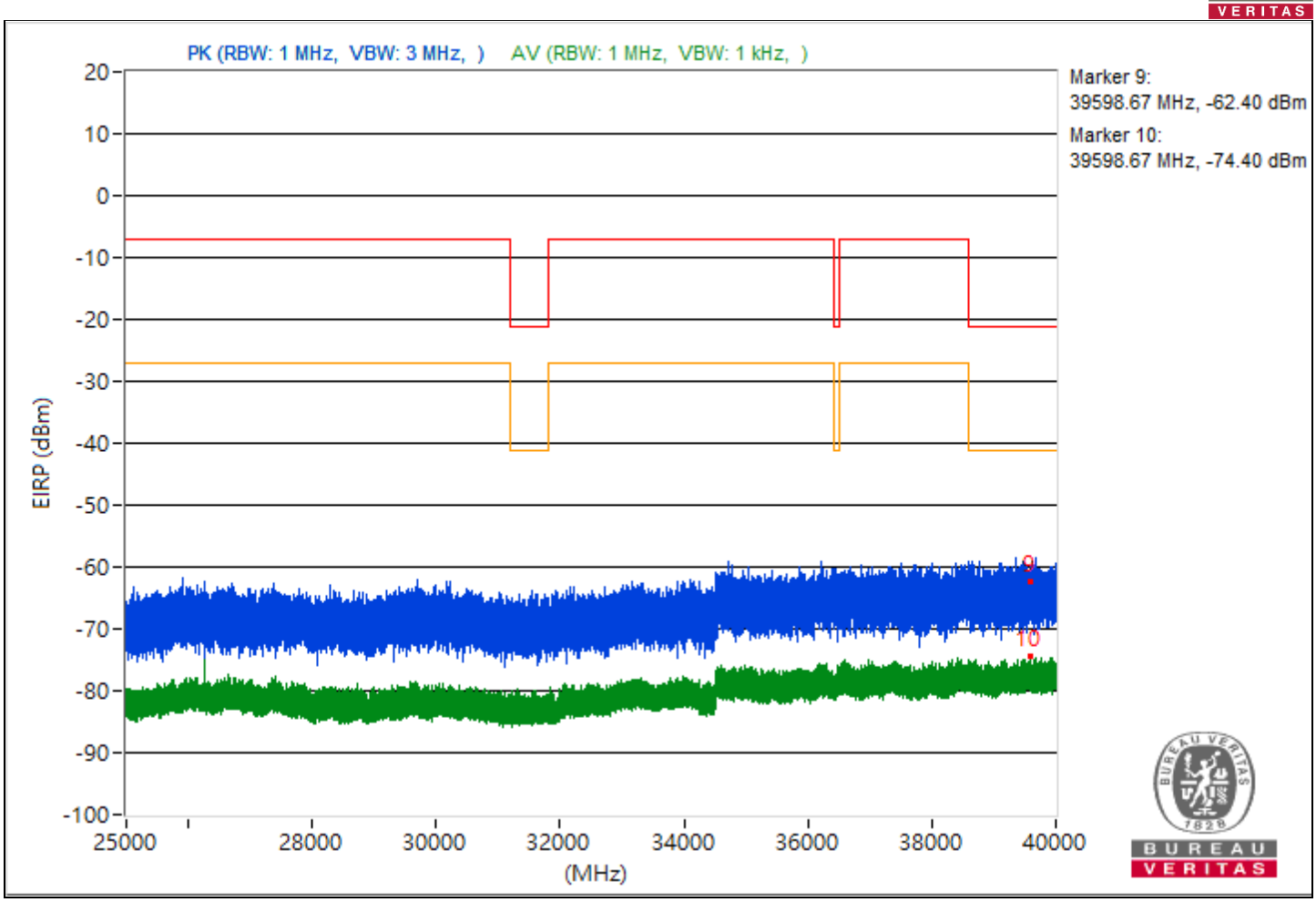
PK (RBW: 1 MHz, VBW: 3 MHz,)
AV (RBW: 1 MHz, VBW: 1 kHz,)
Marker 9:
39598.67 MHz, -62.40 dBm
Marker 10:
39598.67 MHz, -74.40 dBm
EIRP (dBm)
20
10
0
-10
-20
-30
-40
-50
-60
-70
-80
-90
-100
25000
28000
30000
32000
34000
36000
38000
40000
(MHz)
9
10

RF Mode	802.11be (EHT40)	Channel	CH 155：6725 MHz
Frequency Range	1 GHz ~ 40 GHz	Environmental Conditions	25°C, 60% RH
Tested By	Dolly Chung		

Conducted Unwanted Emissions							
No.	Frequency (MHz)	Emission Level (dBuV/m)	Limit (dBuV/m)	Margin (dB)	Raw Value Chain 0 (dBm)	Correction Factor (dB)	EIRP Level (dBm)
1	5459.54	37.49 PK	74	-36.51	-66.14	8.37	-57.77
2	5459.54	31.01 AV	54	-22.99	-72.62	8.37	-64.25
3	7251.93	40.56 PK	74	-33.44	-63.07	8.37	-54.7
4	7251.93	32.89 AV	54	-21.11	-70.74	8.37	-62.37
5	20784	34.12 PK	74	-39.88	-69.51	8.37	-61.14
6	20784	25.15 AV	54	-28.85	-78.48	8.37	-70.11
7	23929.8	37.79 PK	74	-36.21	-65.84	8.37	-57.47
8	23929.8	25.76 AV	54	-28.24	-77.87	8.37	-69.5
9	39982.67	30.4 PK	74	-43.6	-73.23	8.37	-64.86
10	39982.67	21.09 AV	54	-32.91	-82.54	8.37	-74.17

Note: Margin value = Emission Level - Limit value

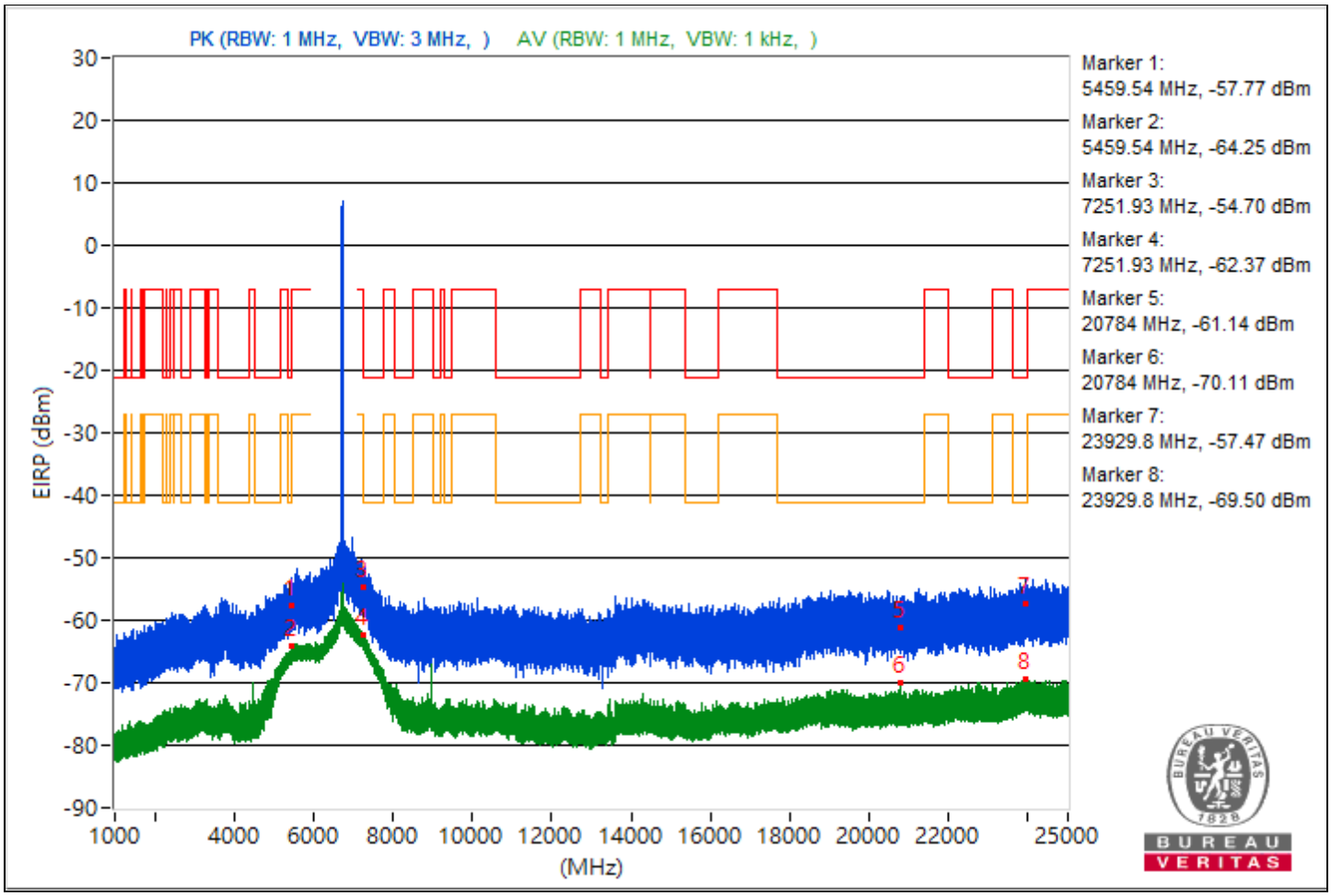

PK (RBW: 1 MHz, VBW: 3 MHz,)
AV (RBW: 1 MHz, VBW: 1 kHz,)
Marker 9:
39982.67 MHz, -64.86 dBm
Marker 10:
39982.67 MHz, -74.17 dBm
EIRP (dBm)
20
10
0
-10
-20
-30
-40
-50
-60
-70
-80
-90
-100
25000
28000
30000
32000
34000
36000
38000
40000
(MHz)

RF Mode	802.11be (EHT40)	Channel	CH 179：6845 MHz
Frequency Range	1 GHz ~ 40 GHz	Environmental Conditions	25°C, 60% RH
Tested By	Dolly Chung		

Conducted Unwanted Emissions							
No.	Frequency (MHz)	Emission Level (dBuV/m)	Limit (dBuV/m)	Margin (dB)	Raw Value Chain 0 (dBm)	Correction Factor (dB)	EIRP Level (dBm)
1	5457.44	33.42 PK	74	-40.58	-70.21	8.37	-61.84
2	5457.44	30.07 AV	54	-23.93	-73.56	8.37	-65.19
3	7254.97	40.73 PK	74	-33.27	-62.9	8.37	-54.53
4	7254.97	33.87 AV	54	-20.13	-69.76	8.37	-61.39
5	20693.6	33.96 PK	74	-40.04	-69.67	8.37	-61.3
6	20693.6	24.85 AV	54	-29.15	-78.78	8.37	-70.41
7	23676.2	33.01 PK	74	-40.99	-70.62	8.37	-62.25
8	23676.2	25.89 AV	54	-28.11	-77.74	8.37	-69.37
9	38645.07	29.5 PK	74	-44.5	-74.13	8.37	-65.76
10	38645.07	20.81 AV	54	-33.19	-82.82	8.37	-74.45

Note: Margin value = Emission Level - Limit value

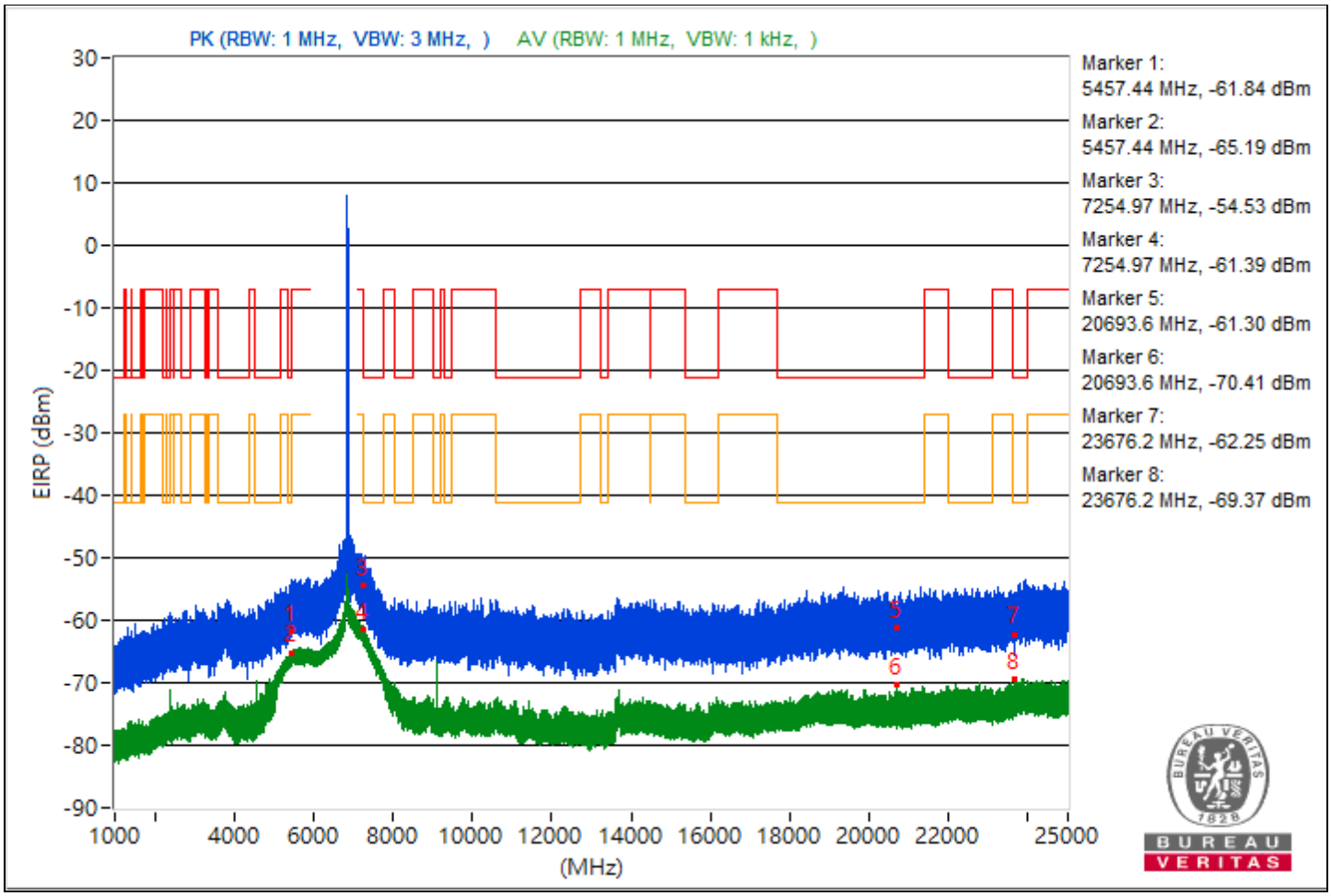

PK (RBW: 1 MHz, VBW: 3 MHz,)
AV (RBW: 1 MHz, VBW: 1 kHz,)
Marker 9:
38645.07 MHz, -65.76 dBm
Marker 10:
38645.07 MHz, -74.45 dBm
EIRP (dBm)
20
10
0
-10
-20
-30
-40
-50
-60
-70
-80
-90
-100
25000
28000
30000
32000
34000
36000
38000
40000
(MHz)
9
10

RF Mode	802.11be (EHT40)	Channel	CH 187：6885 MHz
Frequency Range	1 GHz ~ 40 GHz	Environmental Conditions	25°C, 60% RH
Tested By	Dolly Chung		

Conducted Unwanted Emissions							
No.	Frequency (MHz)	Emission Level (dBuV/m)	Limit (dBuV/m)	Margin (dB)	Raw Value Chain 0 (dBm)	Correction Factor (dB)	EIRP Level (dBm)
1	5447.18	38.14 PK	74	-35.86	-65.49	8.37	-57.12
2	5447.18	30.15 AV	54	-23.85	-73.48	8.37	-65.11
3	7253.64	39.6 PK	74	-34.4	-64.03	8.37	-55.66
4	7253.64	34.18 AV	54	-19.82	-69.45	8.37	-61.08
5	19872.5	32.99 PK	74	-41.01	-70.64	8.37	-62.27
6	19872.5	24.76 AV	54	-29.24	-78.87	8.37	-70.5
7	23970.3	38.13 PK	74	-35.87	-65.5	8.37	-57.13
8	23970.3	26.19 AV	54	-27.81	-77.44	8.37	-69.07
9	39653.24	30.72 PK	74	-43.28	-72.91	8.37	-64.54
10	39653.24	20.76 AV	54	-33.24	-82.87	8.37	-74.5

Note: Margin value = Emission Level - Limit value

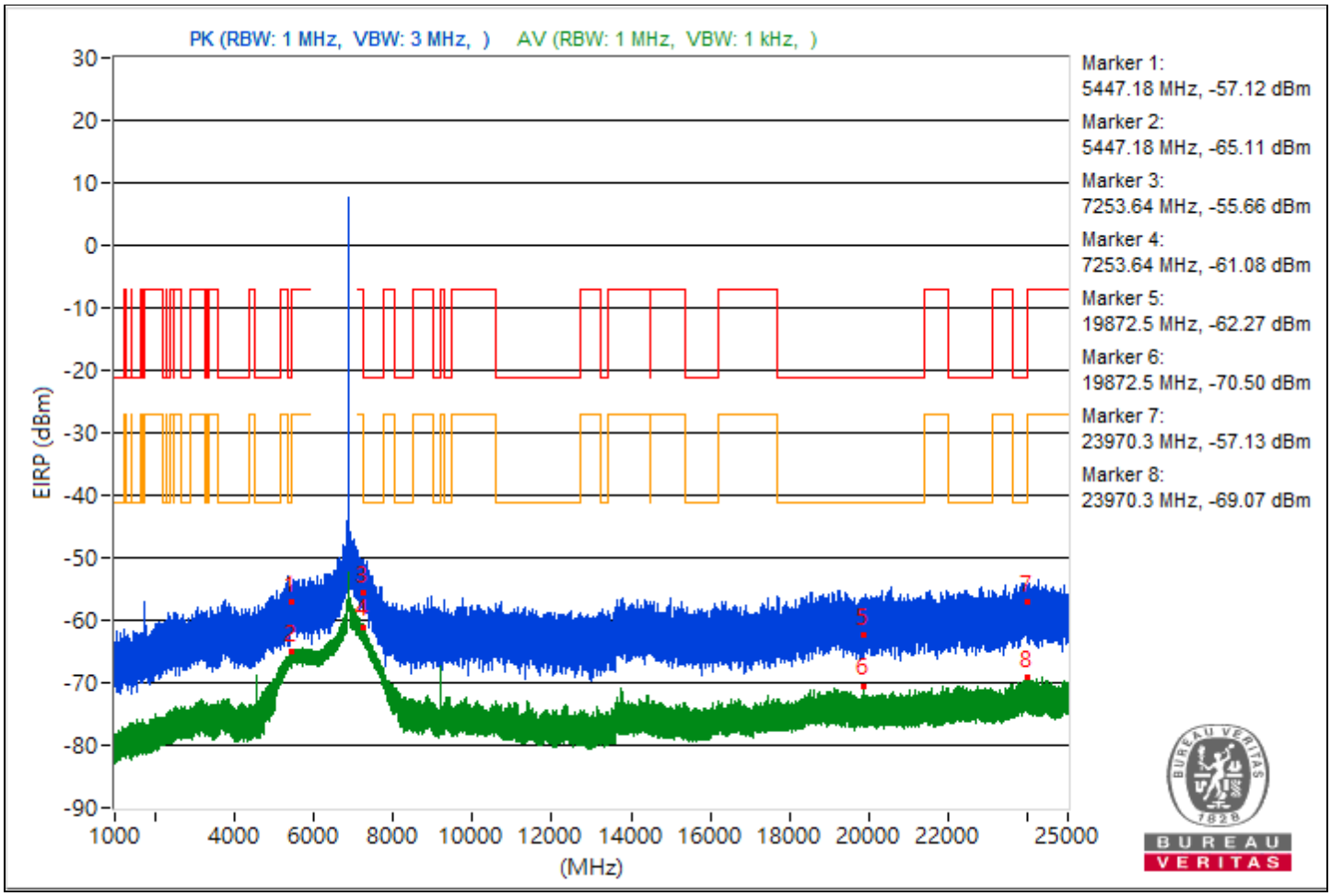

PK (RBW: 1 MHz, VBW: 3 MHz,)
AV (RBW: 1 MHz, VBW: 1 kHz,)
Marker 9:
39653.24 MHz, -64.54 dBm
Marker 10:
39653.24 MHz, -74.50 dBm
EIRP (dBm)
20
10
0
-10
-20
-30
-40
-50
-60
-70
-80
-90
-100
25000
28000
30000
32000
34000
36000
38000
40000
(MHz)
9
10

RF Mode	802.11be (EHT40)	Channel	CH 211：7005 MHz
Frequency Range	1 GHz ~ 40 GHz	Environmental Conditions	25°C, 60% RH
Tested By	Dolly Chung		

Conducted Unwanted Emissions							
No.	Frequency (MHz)	Emission Level (dBuV/m)	Limit (dBuV/m)	Margin (dB)	Raw Value Chain 0 (dBm)	Correction Factor (dB)	EIRP Level (dBm)
1	5457.29	38.32 PK	74	-35.68	-65.31	8.37	-56.94
2	5457.29	30.36 AV	54	-23.64	-73.27	8.37	-64.9
3	7250.07	42.98 PK	74	-31.02	-60.65	8.37	-52.28
4	7250.07	36.17 AV	54	-17.83	-67.46	8.37	-59.09
5	19442.5	33.82 PK	74	-40.18	-69.81	8.37	-61.44
6	19442.5	24.58 AV	54	-29.42	-79.05	8.37	-70.68
7	23648.7	34.26 PK	74	-39.74	-69.37	8.37	-61
8	23648.7	25.88 AV	54	-28.12	-77.75	8.37	-69.38
9	39611.47	32.01 PK	74	-41.99	-71.62	8.37	-63.25
10	39611.47	21.76 AV	54	-32.24	-81.87	8.37	-73.5

Note: Margin value = Emission Level - Limit value

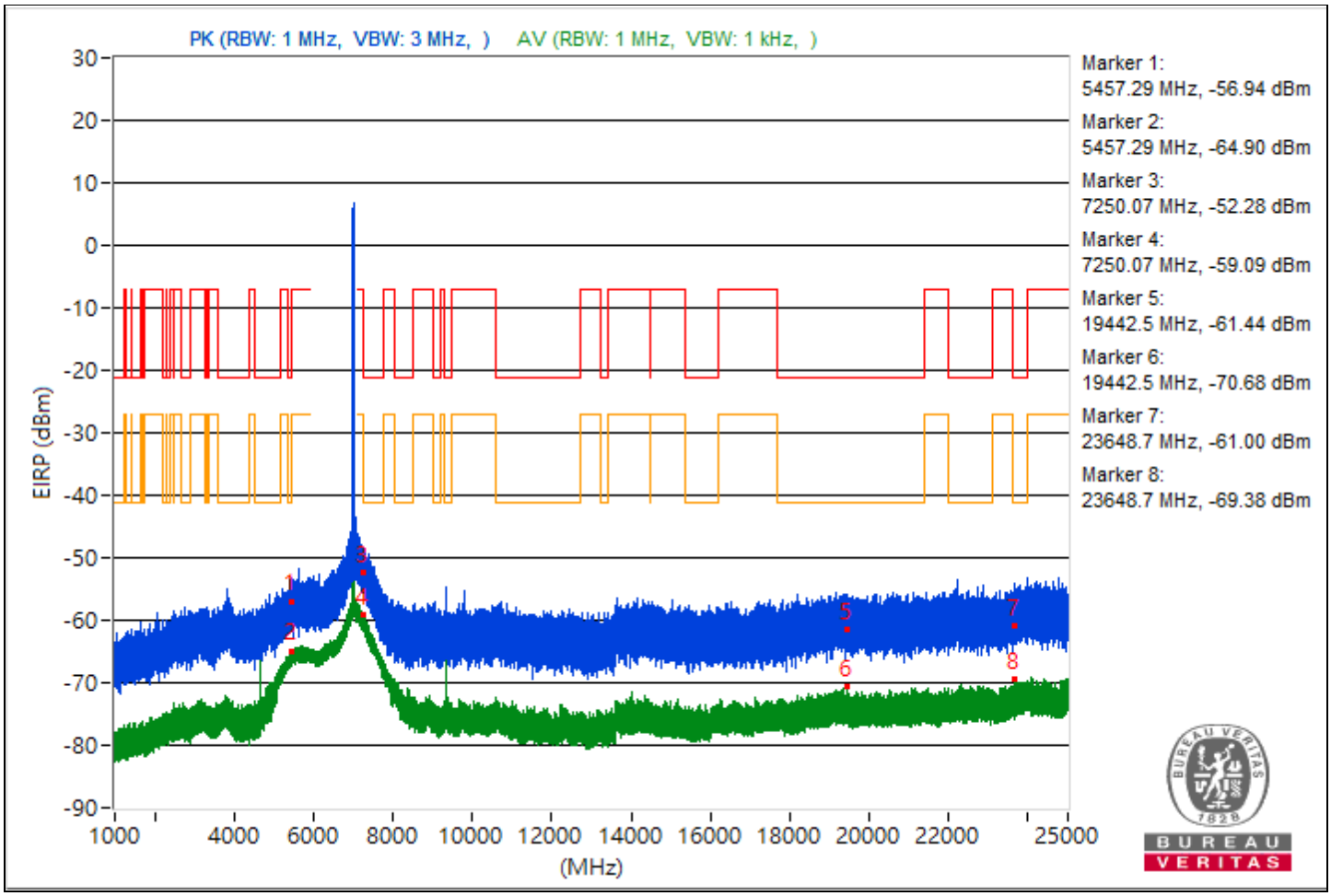

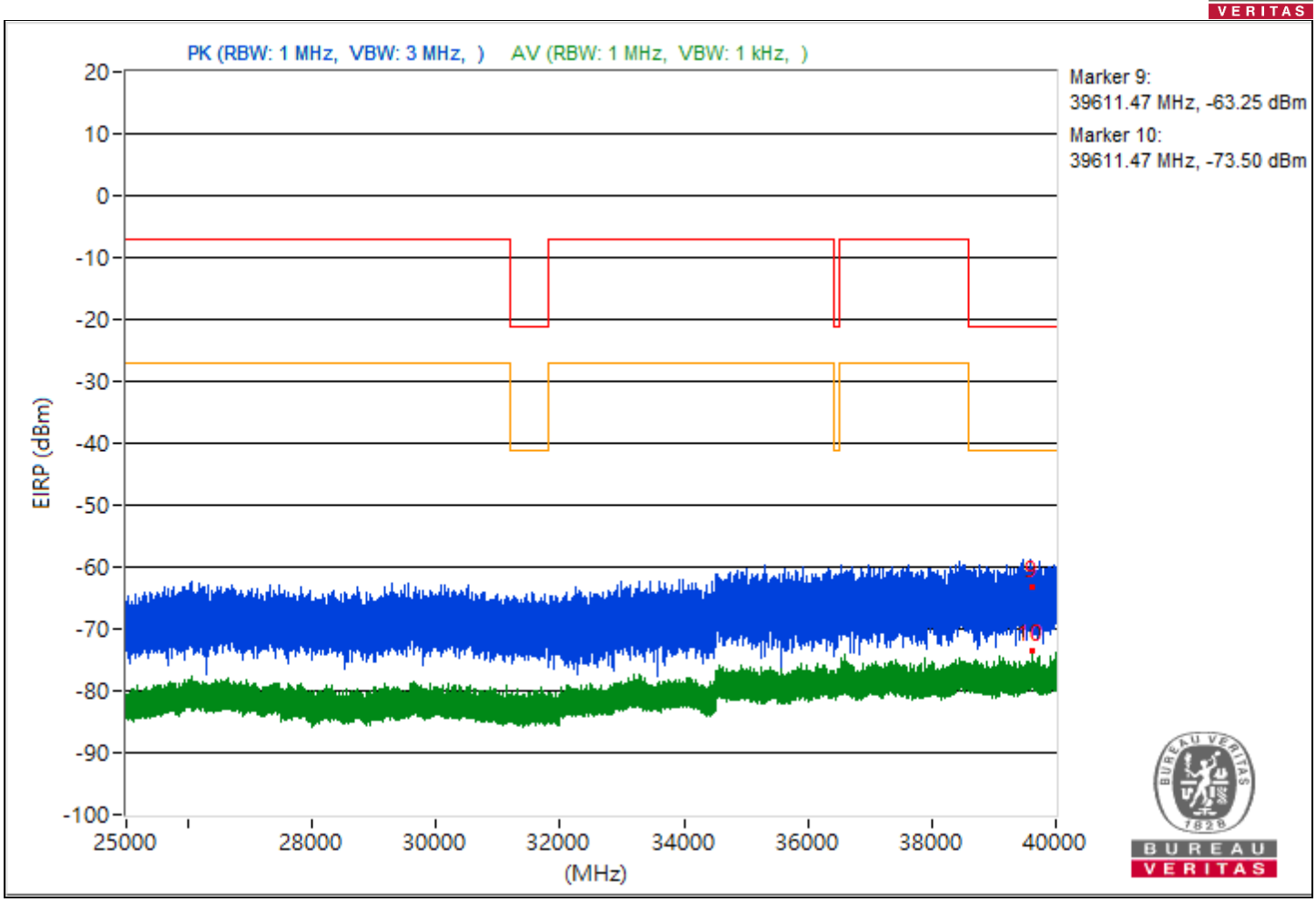
PK (RBW: 1 MHz, VBW: 3 MHz,)
AV (RBW: 1 MHz, VBW: 1 kHz,)
Marker 9:
39611.47 MHz, -63.25 dBm
Marker 10:
39611.47 MHz, -73.50 dBm
EIRP (dBm)
20
10
0
-10
-20
-30
-40
-50
-60
-70
-80
-90
-100
25000
28000
30000
32000
34000
36000
38000
40000
(MHz)
9
10

RF Mode	802.11be (EHT40)	Channel	CH 227：7085 MHz
Frequency Range	1 GHz ~ 40 GHz	Environmental Conditions	25°C, 60% RH
Tested By	Dolly Chung		

Conducted Unwanted Emissions							
No.	Frequency (MHz)	Emission Level (dBuV/m)	Limit (dBuV/m)	Margin (dB)	Raw Value Chain 0 (dBm)	Correction Factor (dB)	EIRP Level (dBm)
1	5454.96	36.59 PK	74	-37.41	-67.04	8.37	-58.67
2	5454.96	30.87 AV	54	-23.13	-72.76	8.37	-64.39
3	7261.27	44.55 PK	74	-29.45	-59.08	8.37	-50.71
4	7261.27	38.11 AV	54	-15.89	-65.52	8.37	-57.15
5	19395.2	31.52 PK	74	-42.48	-72.11	8.37	-63.74
6	19395.2	24.66 AV	54	-29.34	-78.97	8.37	-70.6
7	23920.6	37.52 PK	74	-36.48	-66.11	8.37	-57.74
8	23920.6	26 AV	54	-28	-77.63	8.37	-69.26
9	39166.04	30.53 PK	74	-43.47	-73.1	8.37	-64.73
10	39166.04	20.64 AV	54	-33.36	-82.99	8.37	-74.62

Note: Margin value = Emission Level - Limit value

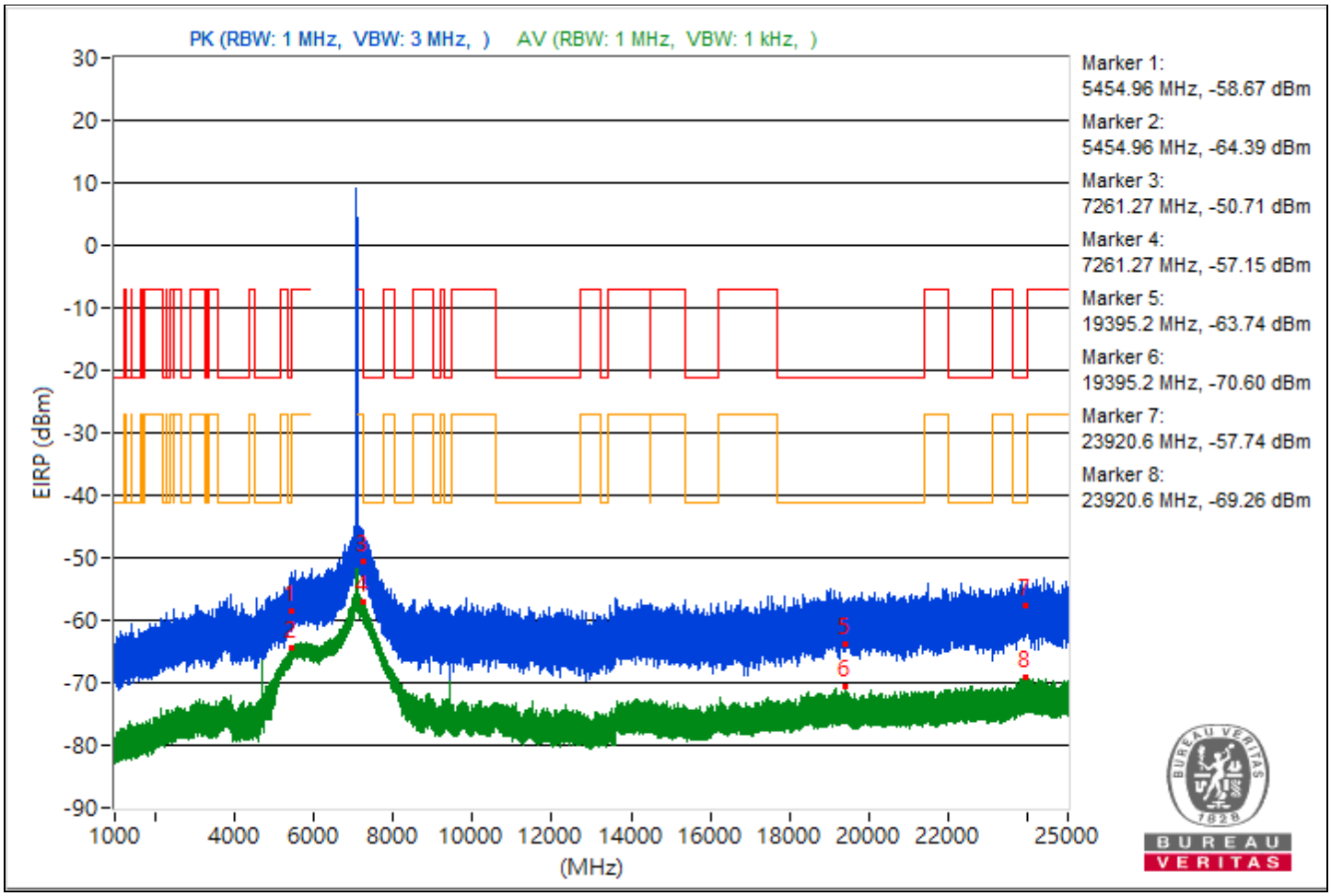

PK (RBW: 1 MHz, VBW: 3 MHz,)
AV (RBW: 1 MHz, VBW: 1 kHz,)
Marker 9:
39166.04 MHz, -64.73 dBm
Marker 10:
39166.04 MHz, -74.62 dBm
EIRP (dBm)
20
10
0
-10
-20
-30
-40
-50
-60
-70
-80
-90
-100
25000
28000
30000
32000
34000
36000
38000
40000
(MHz)
9
10

RF Mode	802.11be (EHT80)	Channel	CH 7：5985 MHz
Frequency Range	1 GHz ~ 40 GHz	Environmental Conditions	25°C, 60% RH
Tested By	Dolly Chung		

Conducted Unwanted Emissions							
No.	Frequency (MHz)	Emission Level (dBuV/m)	Limit (dBuV/m)	Margin (dB)	Raw Value Chain 0 (dBm)	Correction Factor (dB)	EIRP Level (dBm)
1	5457.37	40.71 PK	74	-33.29	-62.92	8.37	-54.55
2	5457.37	33.22 AV	54	-20.78	-70.41	8.37	-62.04
3	#7980.01	49.63 PK	88.26	-38.63	-54	8.37	-45.63
4	#7980.01	47.88 AV	68.26	-20.38	-55.75	8.37	-47.38
5	20942.5	32.2 PK	74	-41.8	-71.43	8.37	-63.06
6	20942.5	24.21 AV	54	-29.79	-79.42	8.37	-71.05
7	23717.5	37.53 PK	74	-36.47	-66.1	8.37	-57.73
8	23717.5	25.93 AV	54	-28.07	-77.7	8.37	-69.33
9	39531.56	30.53 PK	74	-43.47	-73.1	8.37	-64.73
10	39531.56	20.73 AV	54	-33.27	-82.9	8.37	-74.53

Notes:

1. Margin value = Emission Level - Limit value
2. " # ": The radiated frequency is out of the restricted band.

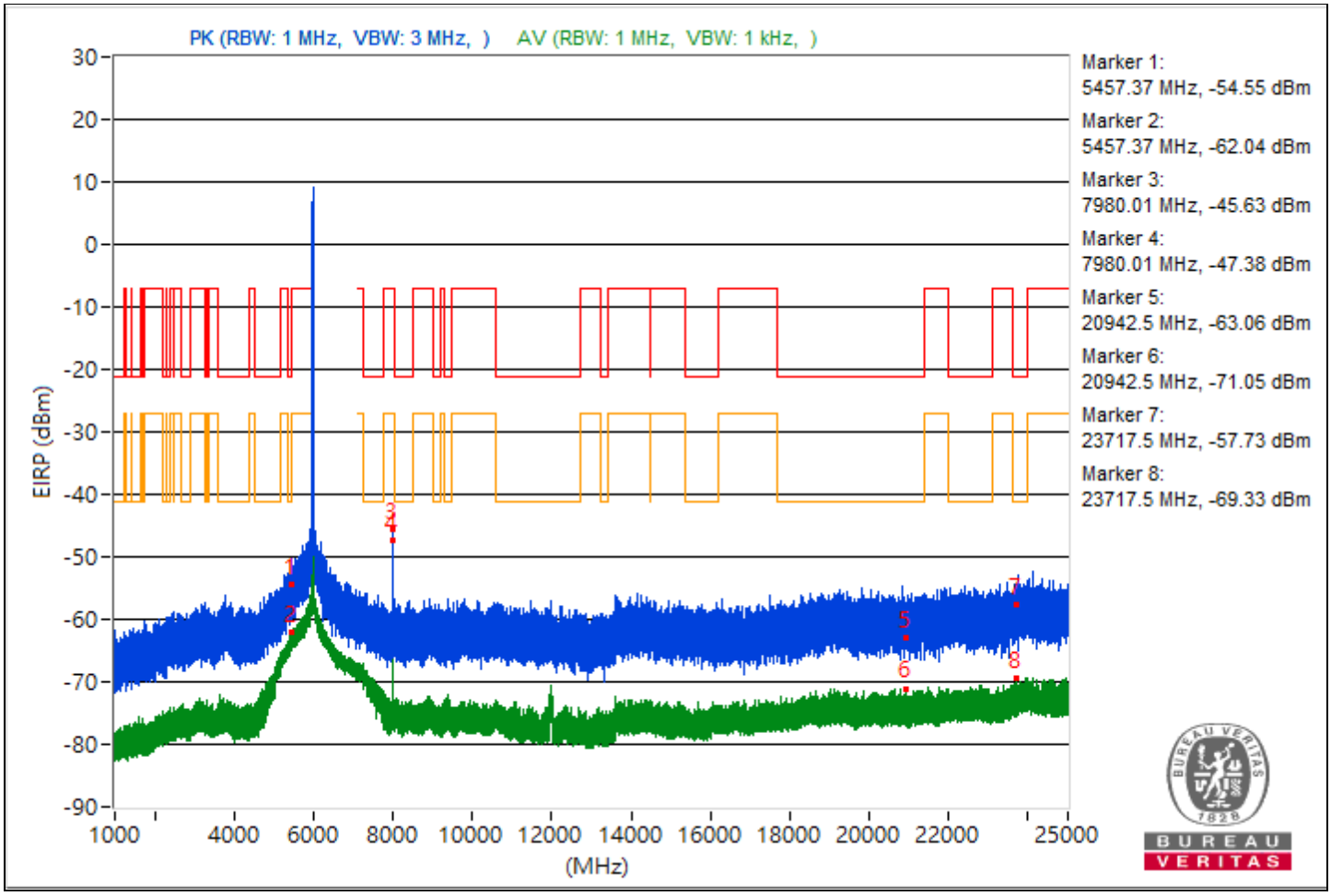

PK (RBW: 1 MHz, VBW: 3 MHz,)
AV (RBW: 1 MHz, VBW: 1 kHz,)
Marker 9:
39531.56 MHz, -64.73 dBm
Marker 10:
39531.56 MHz, -74.53 dBm
EIRP (dBm)
20
10
0
-10
-20
-30
-40
-50
-60
-70
-80
-90
-100
25000
28000
30000
32000
34000
36000
38000
40000
(MHz)
9
10

RF Mode	802.11be (EHT80)	Channel	CH 39：6145 MHz
Frequency Range	1 GHz ~ 40 GHz	Environmental Conditions	25°C, 60% RH
Tested By	Dolly Chung		

Conducted Unwanted Emissions							
No.	Frequency (MHz)	Emission Level (dBuV/m)	Limit (dBuV/m)	Margin (dB)	Raw Value Chain 0 (dBm)	Correction Factor (dB)	EIRP Level (dBm)
1	5446.94	41.37 PK	74	-32.63	-62.26	8.37	-53.89
2	5446.94	32.15 AV	54	-21.85	-71.48	8.37	-63.11
3	8193.33	47.12 PK	74	-26.88	-56.51	8.37	-48.14
4	8193.33	45.92 AV	54	-8.08	-57.71	8.37	-49.34
5	19178.4	33.57 PK	74	-40.43	-70.06	8.37	-61.69
6	19178.4	24.32 AV	54	-29.68	-79.31	8.37	-70.94
7	23962.9	36.07 PK	74	-37.93	-67.56	8.37	-59.19
8	23962.9	25.5 AV	54	-28.5	-78.13	8.37	-69.76
9	39601.07	31.95 PK	74	-42.05	-71.68	8.37	-63.31
10	39601.07	21.02 AV	54	-32.98	-82.61	8.37	-74.24

Note: Margin value = Emission Level - Limit value

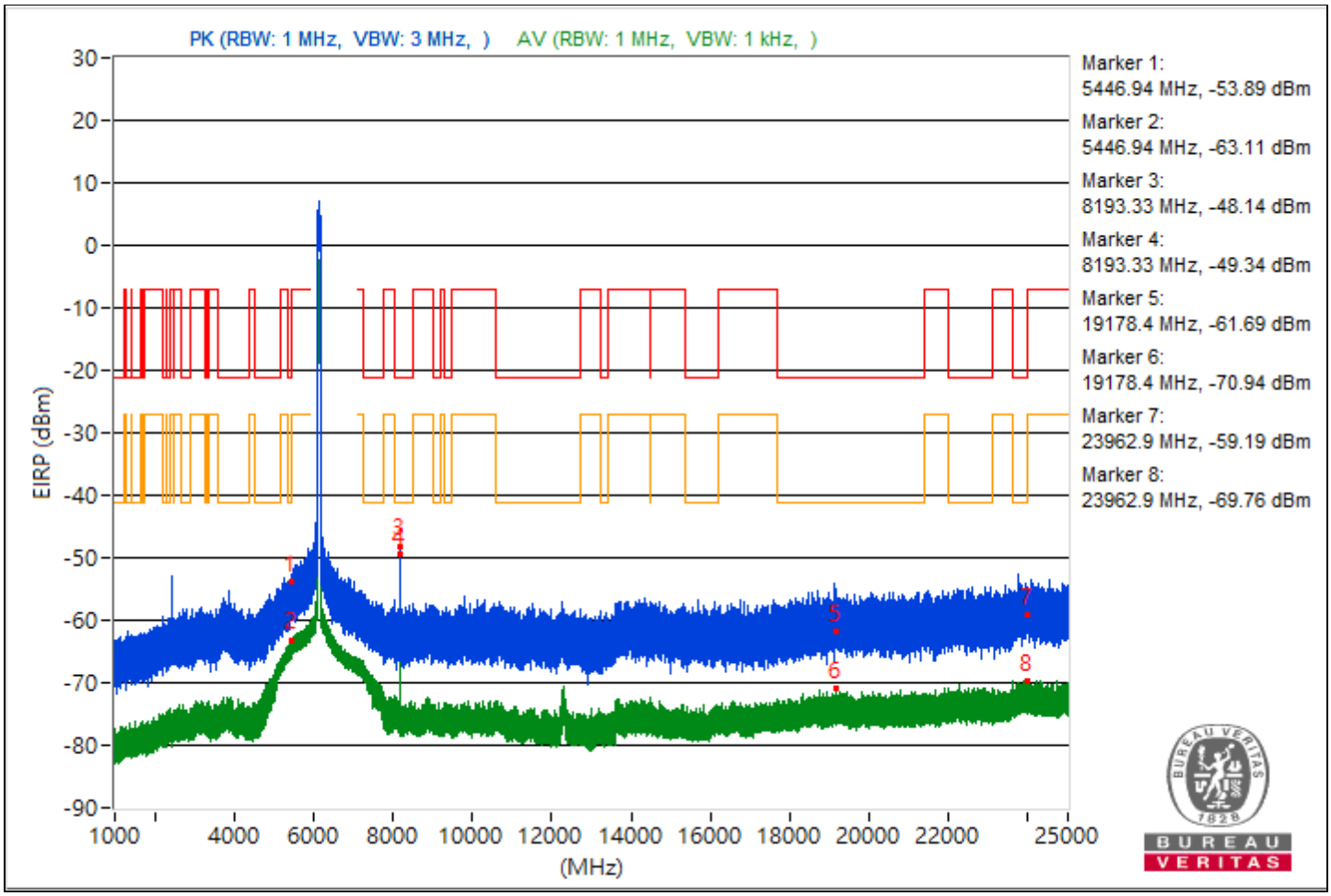

PK (RBW: 1 MHz, VBW: 3 MHz,)
AV (RBW: 1 MHz, VBW: 1 kHz,)
Marker 9:
39601.07 MHz, -63.31 dBm
Marker 10:
39601.07 MHz, -74.24 dBm
EIRP (dBm)
20
10
0
-10
-20
-30
-40
-50
-60
-70
-80
-90
-100
25000
28000
30000
32000
34000
36000
38000
40000
(MHz)
9
10

RF Mode	802.11be (EHT80)	Channel	CH 87：6385 MHz
Frequency Range	1 GHz ~ 40 GHz	Environmental Conditions	25°C, 60% RH
Tested By	Dolly Chung		

Conducted Unwanted Emissions							
No.	Frequency (MHz)	Emission Level (dBuV/m)	Limit (dBuV/m)	Margin (dB)	Raw Value Chain 0 (dBm)	Correction Factor (dB)	EIRP Level (dBm)
1	5455.03	39.16 PK	74	-34.84	-64.47	8.37	-56.1
2	5455.03	31.33 AV	54	-22.67	-72.3	8.37	-63.93
3	7250.77	36.28 PK	74	-37.72	-67.35	8.37	-58.98
4	7250.77	29.97 AV	54	-24.03	-73.66	8.37	-65.29
5	21360.4	34.62 PK	74	-39.38	-69.01	8.37	-60.64
6	21360.4	24.44 AV	54	-29.56	-79.19	8.37	-70.82
7	23923.8	38.73 PK	74	-35.27	-64.9	8.37	-56.53
8	23923.8	26.26 AV	54	-27.74	-77.37	8.37	-69
9	38628.36	28.99 PK	74	-45.01	-74.64	8.37	-66.27
10	38628.36	20.83 AV	54	-33.17	-82.8	8.37	-74.43

Note: Margin value = Emission Level - Limit value

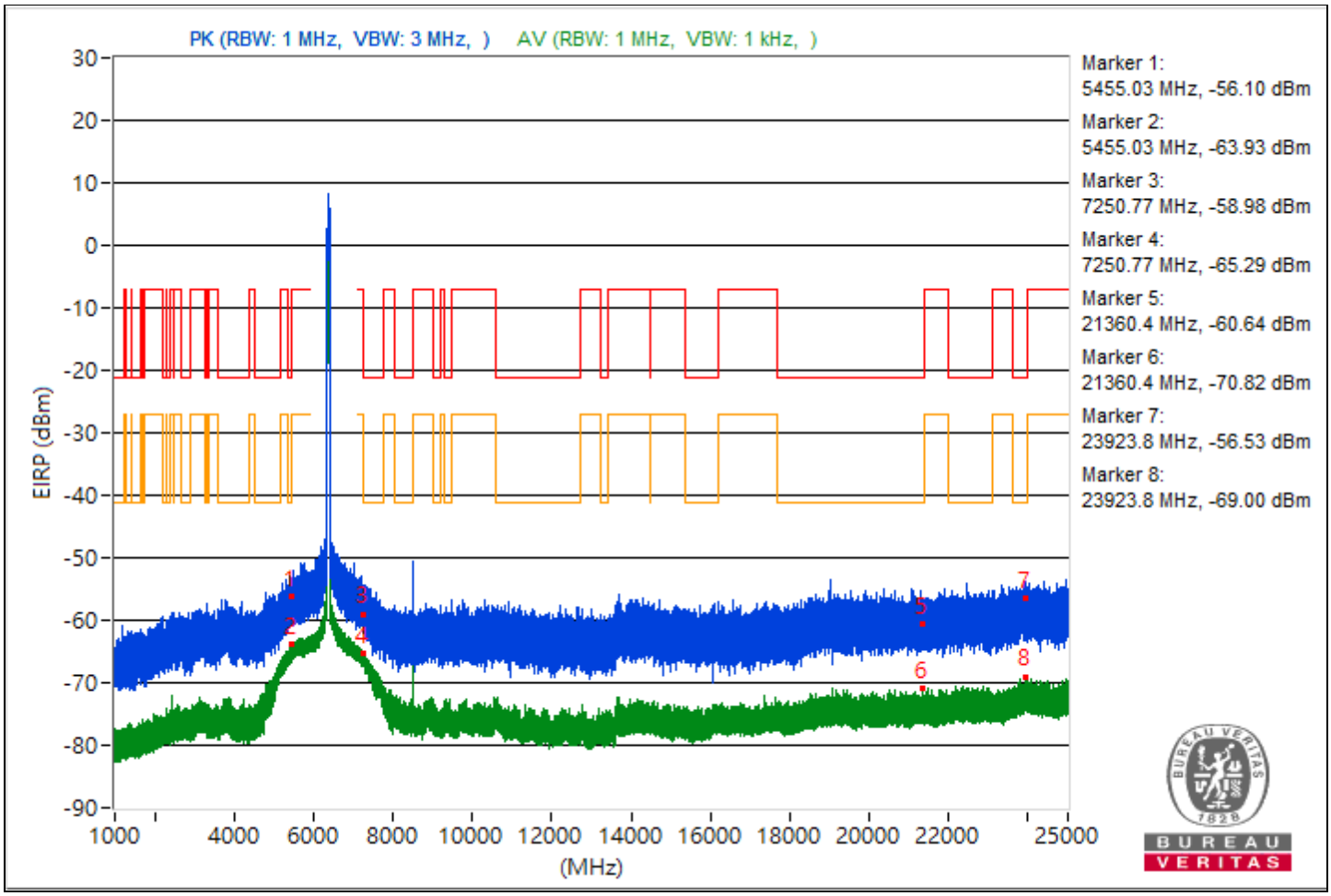

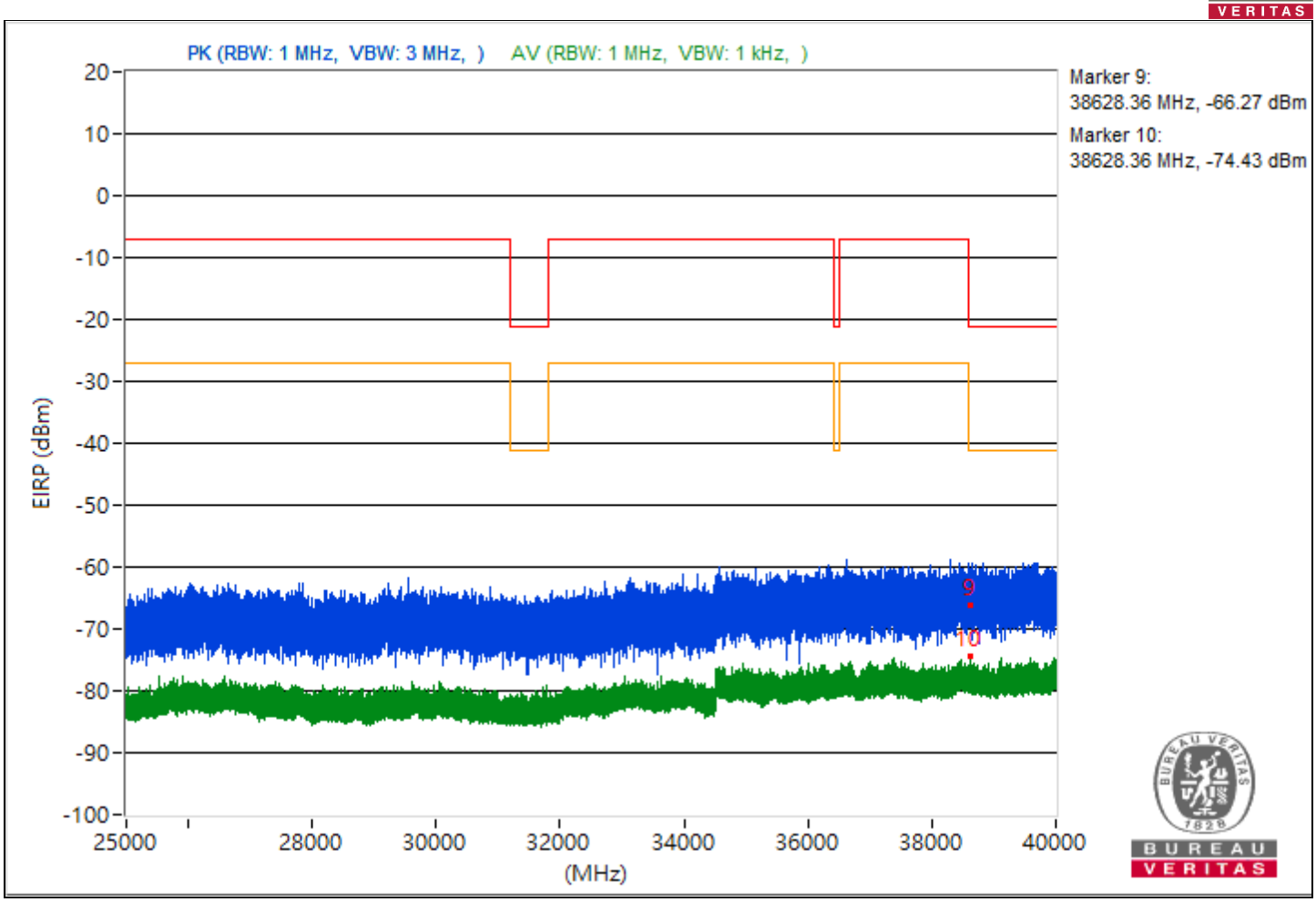
PK (RBW: 1 MHz, VBW: 3 MHz,)
AV (RBW: 1 MHz, VBW: 1 kHz,)
Marker 9:
38628.36 MHz, -66.27 dBm
Marker 10:
38628.36 MHz, -74.43 dBm
EIRP (dBm)
20
10
0
-10
-20
-30
-40
-50
-60
-70
-80
-90
-100
25000
28000
30000
32000
34000
36000
38000
40000
(MHz)
9
10

RF Mode	802.11be (EHT80)	Channel	CH 103：6465 MHz
Frequency Range	1 GHz ~ 40 GHz	Environmental Conditions	25°C, 60% RH
Tested By	Dolly Chung		

Conducted Unwanted Emissions							
No.	Frequency (MHz)	Emission Level (dBuV/m)	Limit (dBuV/m)	Margin (dB)	Raw Value Chain 0 (dBm)	Correction Factor (dB)	EIRP Level (dBm)
1	5451.69	38.37 PK	74	-35.63	-65.26	8.37	-56.89
2	5451.69	31.03 AV	54	-22.97	-72.6	8.37	-64.23
3	7254.5	38.17 PK	74	-35.83	-65.46	8.37	-57.09
4	7254.5	30.51 AV	54	-23.49	-73.12	8.37	-64.75
5	19134.5	33.04 PK	74	-40.96	-70.59	8.37	-62.22
6	19134.5	24.56 AV	54	-29.44	-79.07	8.37	-70.7
7	23894.8	34.36 PK	74	-39.64	-69.27	8.37	-60.9
8	23894.8	25.86 AV	54	-28.14	-77.77	8.37	-69.4
9	39551.29	31.03 PK	74	-42.97	-72.6	8.37	-64.23
10	39551.29	20.85 AV	54	-33.15	-82.78	8.37	-74.41

Note: Margin value = Emission Level - Limit value

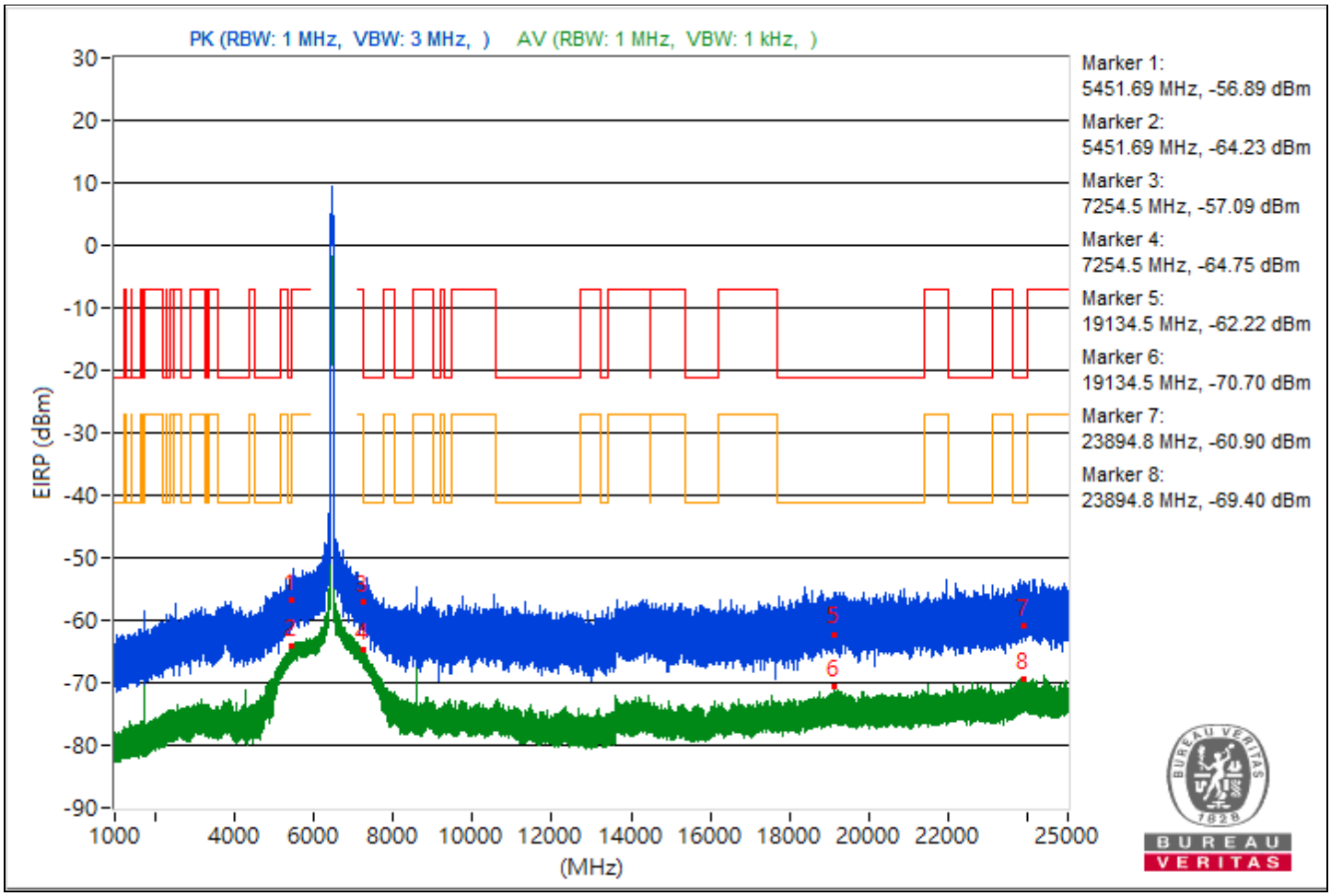

PK (RBW: 1 MHz, VBW: 3 MHz,)
AV (RBW: 1 MHz, VBW: 1 kHz,)
Marker 9:
39551.29 MHz, -64.23 dBm
Marker 10:
39551.29 MHz, -74.41 dBm
EIRP (dBm)
20
10
0
-10
-20
-30
-40
-50
-60
-70
-80
-90
-100
25000
28000
30000
32000
34000
36000
38000
40000
(MHz)
9
10

RF Mode	802.11be (EHT80)	Channel	CH 119：6545 MHz
Frequency Range	1 GHz ~ 40 GHz	Environmental Conditions	25°C, 60% RH
Tested By	Dolly Chung		

Conducted Unwanted Emissions							
No.	Frequency (MHz)	Emission Level (dBuV/m)	Limit (dBuV/m)	Margin (dB)	Raw Value Chain 0 (dBm)	Correction Factor (dB)	EIRP Level (dBm)
1	5453.63	37.39 PK	74	-36.61	-66.24	8.37	-57.87
2	5453.63	30.86 AV	54	-23.14	-72.77	8.37	-64.4
3	7254.5	36.9 PK	74	-37.1	-66.73	8.37	-58.36
4	7254.5	30.82 AV	54	-23.18	-72.81	8.37	-64.44
5	19162.8	32.85 PK	74	-41.15	-70.78	8.37	-62.41
6	19162.8	24.69 AV	54	-29.31	-78.94	8.37	-70.57
7	23989.9	35.86 PK	74	-38.14	-67.77	8.37	-59.4
8	23989.9	25.66 AV	54	-28.34	-77.97	8.37	-69.6
9	39662.22	30.07 PK	74	-43.93	-73.56	8.37	-65.19
10	39662.22	20.53 AV	54	-33.47	-83.1	8.37	-74.73

Note: Margin value = Emission Level - Limit value

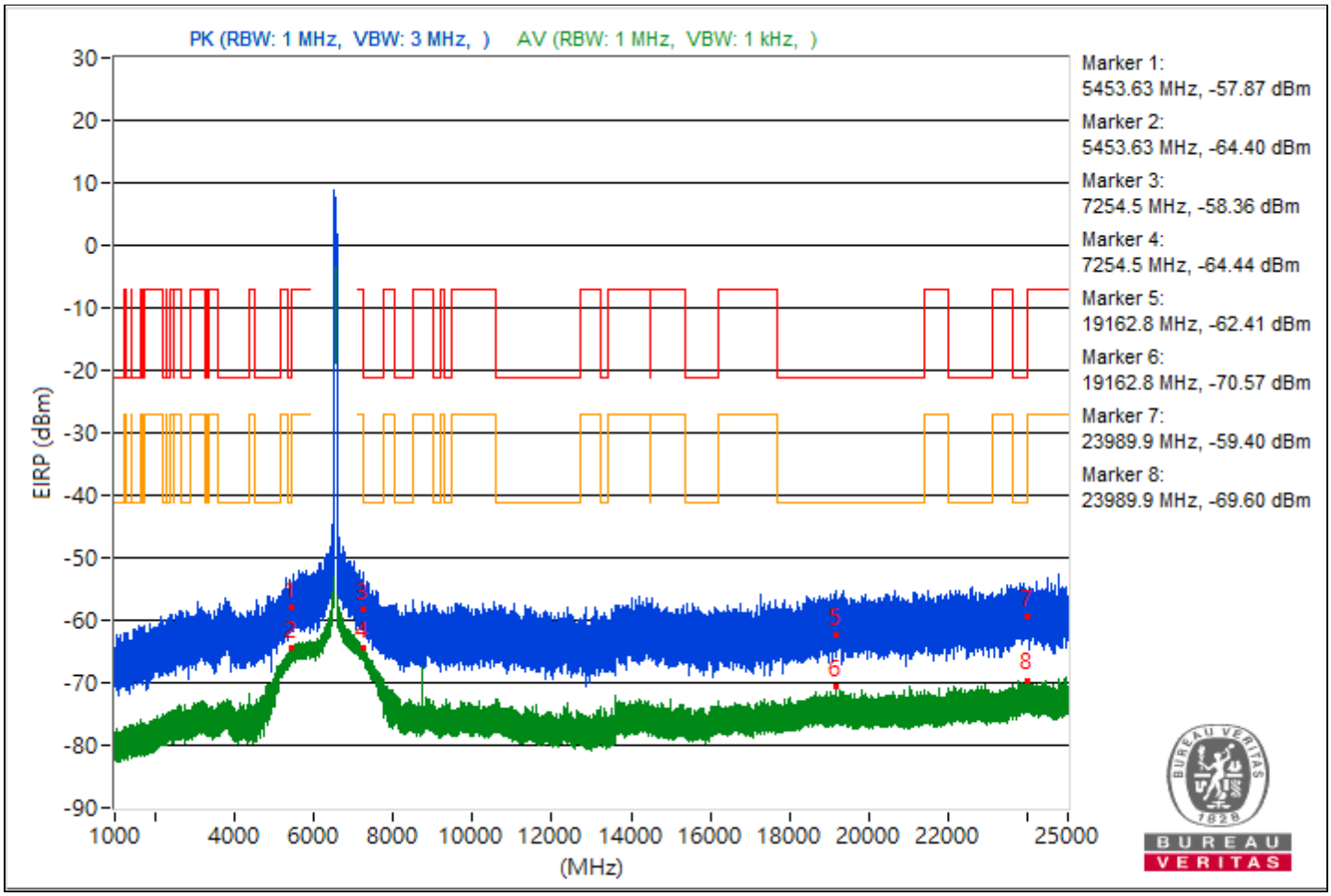

PK (RBW: 1 MHz, VBW: 3 MHz,)
AV (RBW: 1 MHz, VBW: 1 kHz,)
Marker 9:
39662.22 MHz, -65.19 dBm
Marker 10:
39662.22 MHz, -74.73 dBm
EIRP (dBm)
20
10
0
-10
-20
-30
-40
-50
-60
-70
-80
-90
-100
25000
28000
30000
32000
34000
36000
38000
40000
(MHz)
9
10

RF Mode	802.11be (EHT80)	Channel	CH 151：6705 MHz
Frequency Range	1 GHz ~ 40 GHz	Environmental Conditions	25°C, 60% RH
Tested By	Dolly Chung		

Conducted Unwanted Emissions							
No.	Frequency (MHz)	Emission Level (dBuV/m)	Limit (dBuV/m)	Margin (dB)	Raw Value Chain 0 (dBm)	Correction Factor (dB)	EIRP Level (dBm)
1	5446.94	38.56 PK	74	-35.44	-65.07	8.37	-56.7
2	5446.94	30.56 AV	54	-23.44	-73.07	8.37	-64.7
3	7252.24	41.82 PK	74	-32.18	-61.81	8.37	-53.44
4	7252.24	32.17 AV	54	-21.83	-71.46	8.37	-63.09
5	18790.3	34.61 PK	74	-39.39	-69.02	8.37	-60.65
6	18790.3	24.74 AV	54	-29.26	-78.89	8.37	-70.52
7	23852.2	37.43 PK	74	-36.57	-66.2	8.37	-57.83
8	23852.2	25.67 AV	54	-28.33	-77.96	8.37	-69.59
9	39149.87	29.88 PK	74	-44.12	-73.75	8.37	-65.38
10	39149.87	20.27 AV	54	-33.73	-83.36	8.37	-74.99

Note: Margin value = Emission Level - Limit value

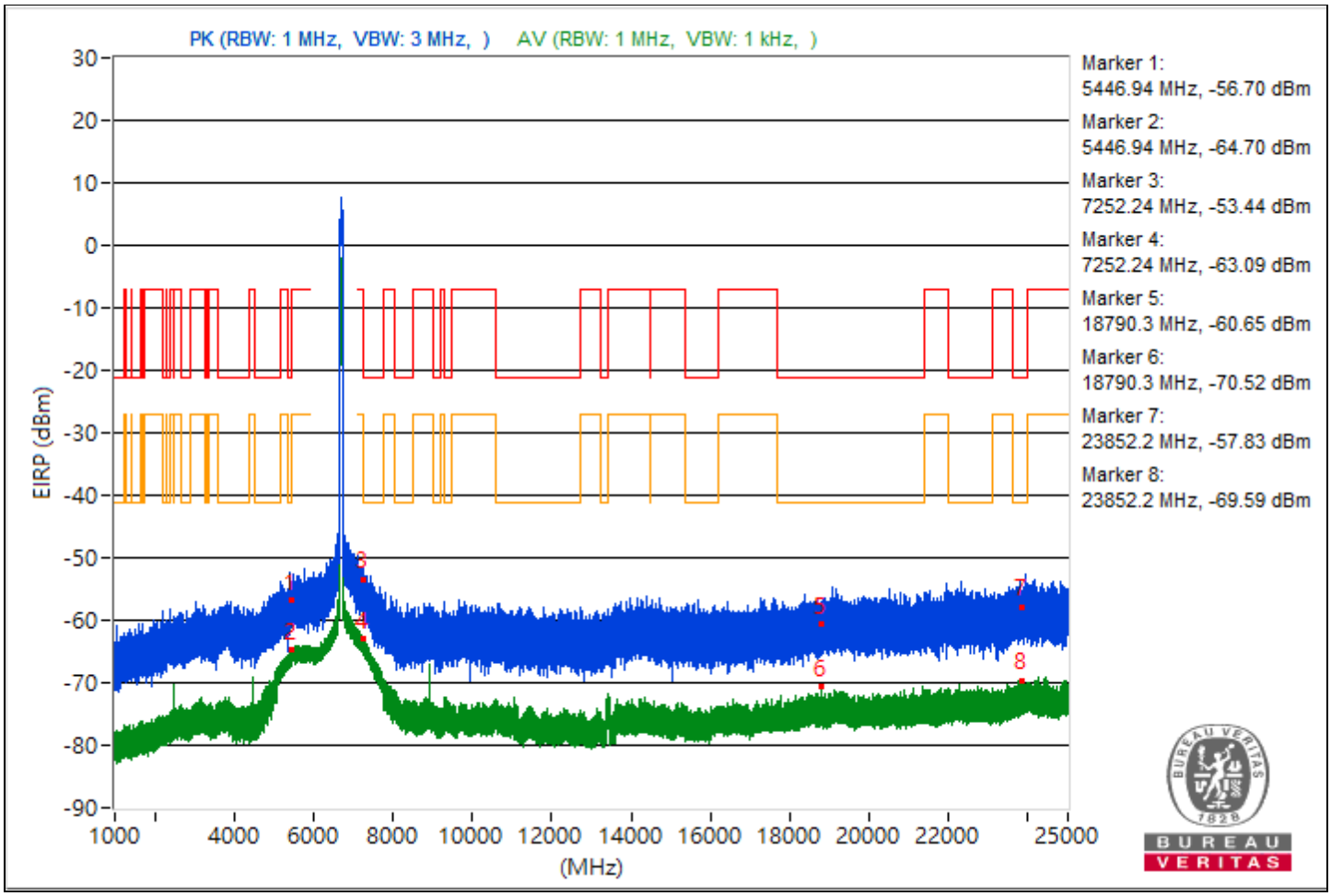

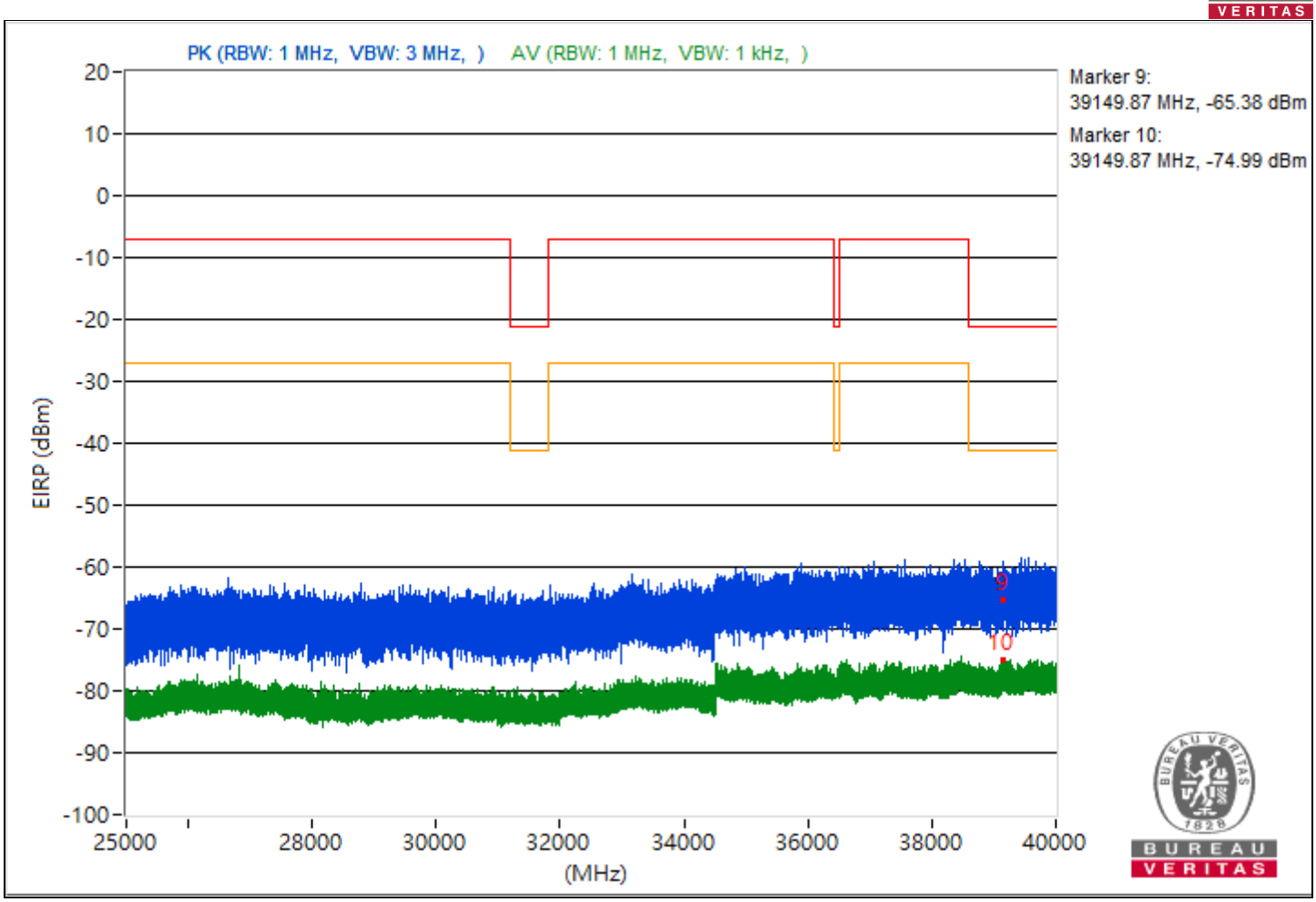
PK (RBW: 1 MHz, VBW: 3 MHz,)
AV (RBW: 1 MHz, VBW: 1 kHz,)
Marker 9:
39149.87 MHz, -65.38 dBm
Marker 10:
39149.87 MHz, -74.99 dBm
EIRP (dBm)
20
10
0
-10
-20
-30
-40
-50
-60
-70
-80
-90
-100
25000
28000
30000
32000
34000
36000
38000
40000
(MHz)
9
10

RF Mode	802.11be (EHT80)	Channel	CH 183：6865 MHz
Frequency Range	1 GHz ~ 40 GHz	Environmental Conditions	25°C, 60% RH
Tested By	Dolly Chung		

Conducted Unwanted Emissions							
No.	Frequency (MHz)	Emission Level (dBuV/m)	Limit (dBuV/m)	Margin (dB)	Raw Value Chain 0 (dBm)	Correction Factor (dB)	EIRP Level (dBm)
1	5452.54	36.11 PK	74	-37.89	-67.52	8.37	-59.15
2	5452.54	29.86 AV	54	-24.14	-73.77	8.37	-65.4
3	7256.29	42.03 PK	74	-31.97	-61.6	8.37	-53.23
4	7256.29	33.26 AV	54	-20.74	-70.37	8.37	-62
5	19165.7	34.06 PK	74	-39.94	-69.57	8.37	-61.2
6	19165.7	24.8 AV	54	-29.2	-78.83	8.37	-70.46
7	23972.7	35.99 PK	74	-38.01	-67.64	8.37	-59.27
8	23972.7	26.02 AV	54	-27.98	-77.61	8.37	-69.24
9	39580.53	29.42 PK	74	-44.58	-74.21	8.37	-65.84
10	39580.53	20.65 AV	54	-33.35	-82.98	8.37	-74.61

Note: Margin value = Emission Level - Limit value

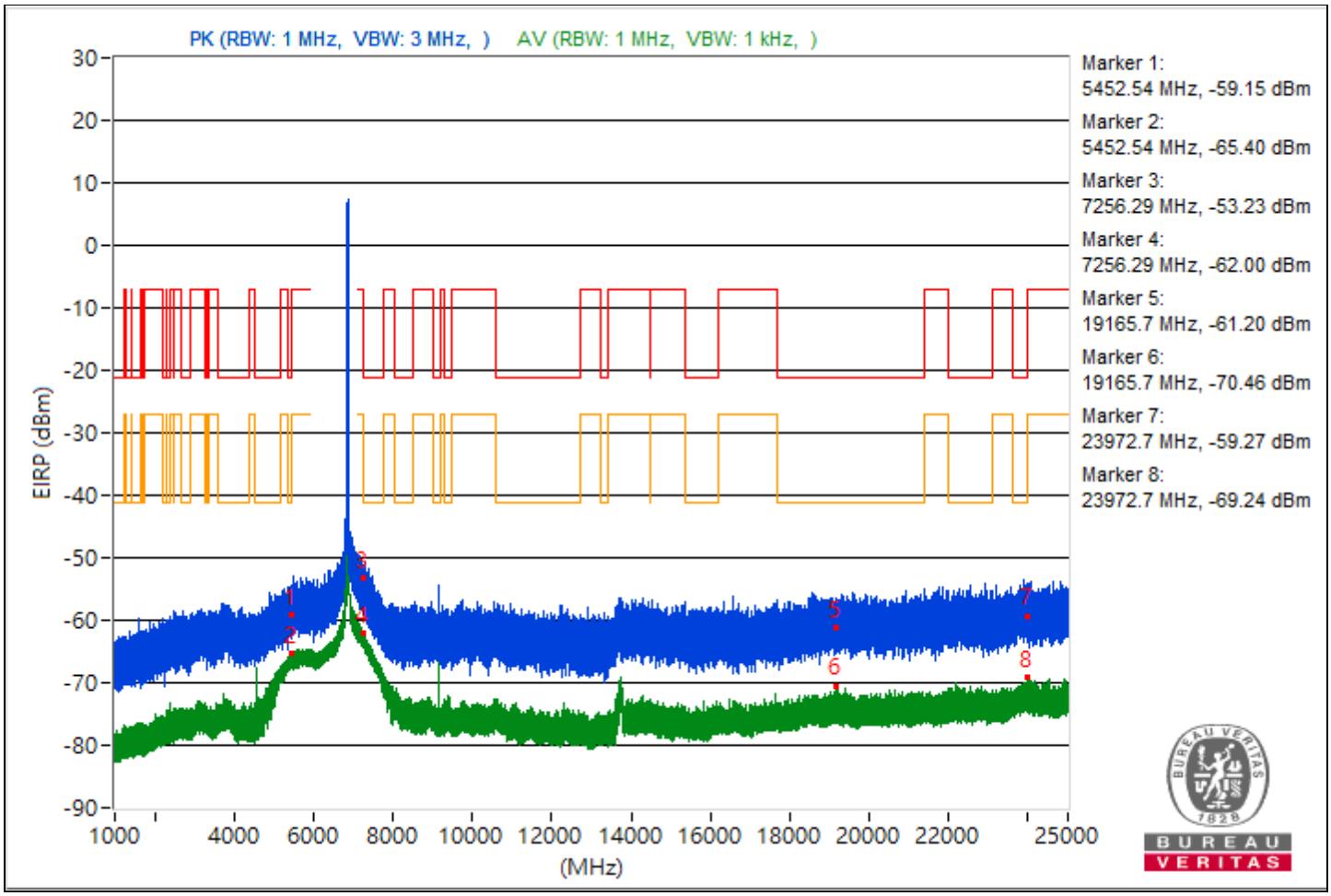

PK (RBW: 1 MHz, VBW: 3 MHz,)
AV (RBW: 1 MHz, VBW: 1 kHz,)
Marker 9:
39580.53 MHz, -65.84 dBm
Marker 10:
39580.53 MHz, -74.61 dBm
EIRP (dBm)
20
10
0
-10
-20
-30
-40
-50
-60
-70
-80
-90
-100
25000
28000
30000
32000
34000
36000
38000
40000
(MHz)
9
10

RF Mode	802.11be (EHT80)	Channel	CH 199：6945 MHz
Frequency Range	1 GHz ~ 40 GHz	Environmental Conditions	25°C, 60% RH
Tested By	Dolly Chung		

Conducted Unwanted Emissions							
No.	Frequency (MHz)	Emission Level (dBuV/m)	Limit (dBuV/m)	Margin (dB)	Raw Value Chain 0 (dBm)	Correction Factor (dB)	EIRP Level (dBm)
1	5441.97	39.61 PK	74	-34.39	-64.02	8.37	-55.65
2	5441.97	30.39 AV	54	-23.61	-73.24	8.37	-64.87
3	7265.62	40.54 PK	74	-33.46	-63.09	8.37	-54.72
4	7265.62	34.88 AV	54	-19.12	-68.75	8.37	-60.38
5	19770.3	36.17 PK	74	-37.83	-67.46	8.37	-59.09
6	19770.3	24.69 AV	54	-29.31	-78.94	8.37	-70.57
7	23928.2	37.39 PK	74	-36.61	-66.24	8.37	-57.87
8	23928.2	26.51 AV	54	-27.49	-77.12	8.37	-68.75
9	39559.38	33.66 PK	74	-40.34	-69.97	8.37	-61.6
10	39559.38	20.96 AV	54	-33.04	-82.67	8.37	-74.3

Note: Margin value = Emission Level - Limit value

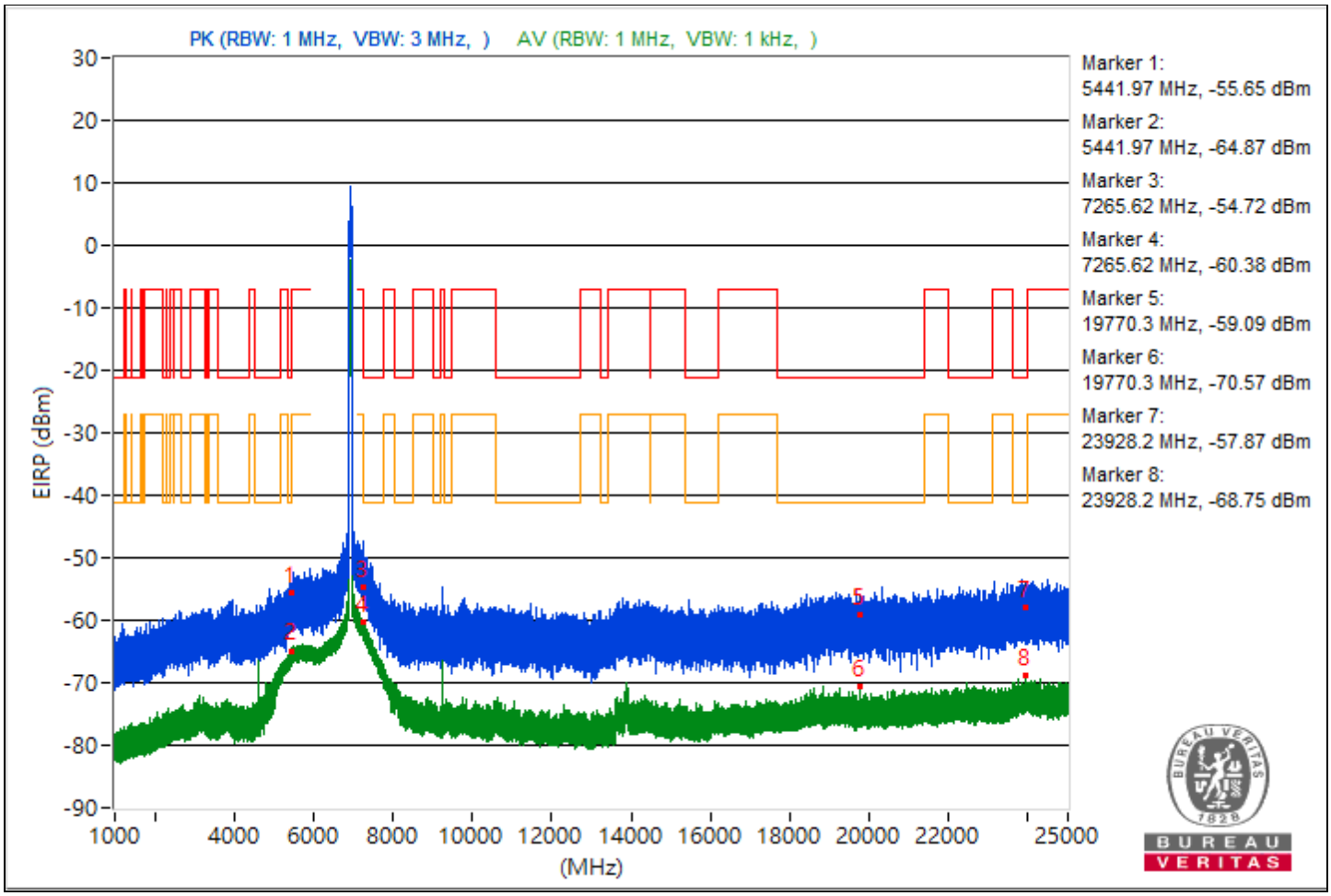

PK (RBW: 1 MHz, VBW: 3 MHz,)
AV (RBW: 1 MHz, VBW: 1 kHz,)
Marker 9:
39559.38 MHz, -61.60 dBm
Marker 10:
39559.38 MHz, -74.30 dBm
EIRP (dBm)
20
10
0
-10
-20
-30
-40
-50
-60
-70
-80
-90
-100
25000
28000
30000
32000
34000
36000
38000
40000
(MHz)
9
10

RF Mode	802.11be (EHT80)	Channel	CH 215：7025 MHz
Frequency Range	1 GHz ~ 40 GHz	Environmental Conditions	25°C, 60% RH
Tested By	Dolly Chung		

Conducted Unwanted Emissions							
No.	Frequency (MHz)	Emission Level (dBuV/m)	Limit (dBuV/m)	Margin (dB)	Raw Value Chain 0 (dBm)	Correction Factor (dB)	EIRP Level (dBm)
1	4683.48	35.75 PK	74	-38.25	-67.88	8.37	-59.51
2	4683.48	30.57 AV	54	-23.43	-73.06	8.37	-64.69
3	7251.31	42.91 PK	74	-31.09	-60.72	8.37	-52.35
4	7251.31	35.65 AV	54	-18.35	-67.98	8.37	-59.61
5	19172.9	34.16 PK	74	-39.84	-69.47	8.37	-61.1
6	19172.9	25.47 AV	54	-28.53	-78.16	8.37	-69.79
7	23762.3	38.9 PK	74	-35.1	-64.73	8.37	-56.36
8	23762.3	25.95 AV	54	-28.05	-77.68	8.37	-69.31
9	39972.98	30.81 PK	74	-43.19	-72.82	8.37	-64.45
10	39972.98	20.89 AV	54	-33.11	-82.74	8.37	-74.37

Note: Margin value = Emission Level - Limit value

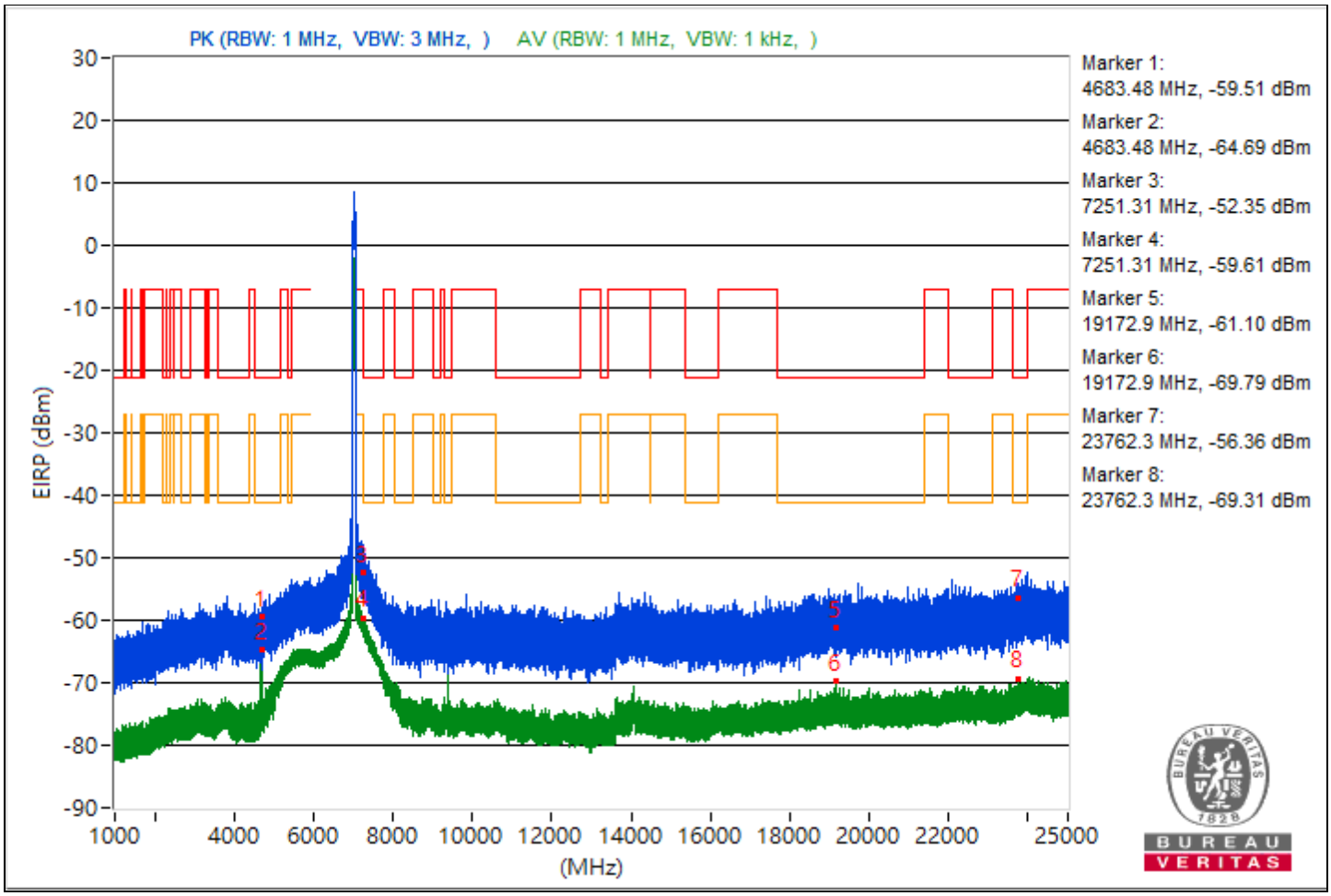

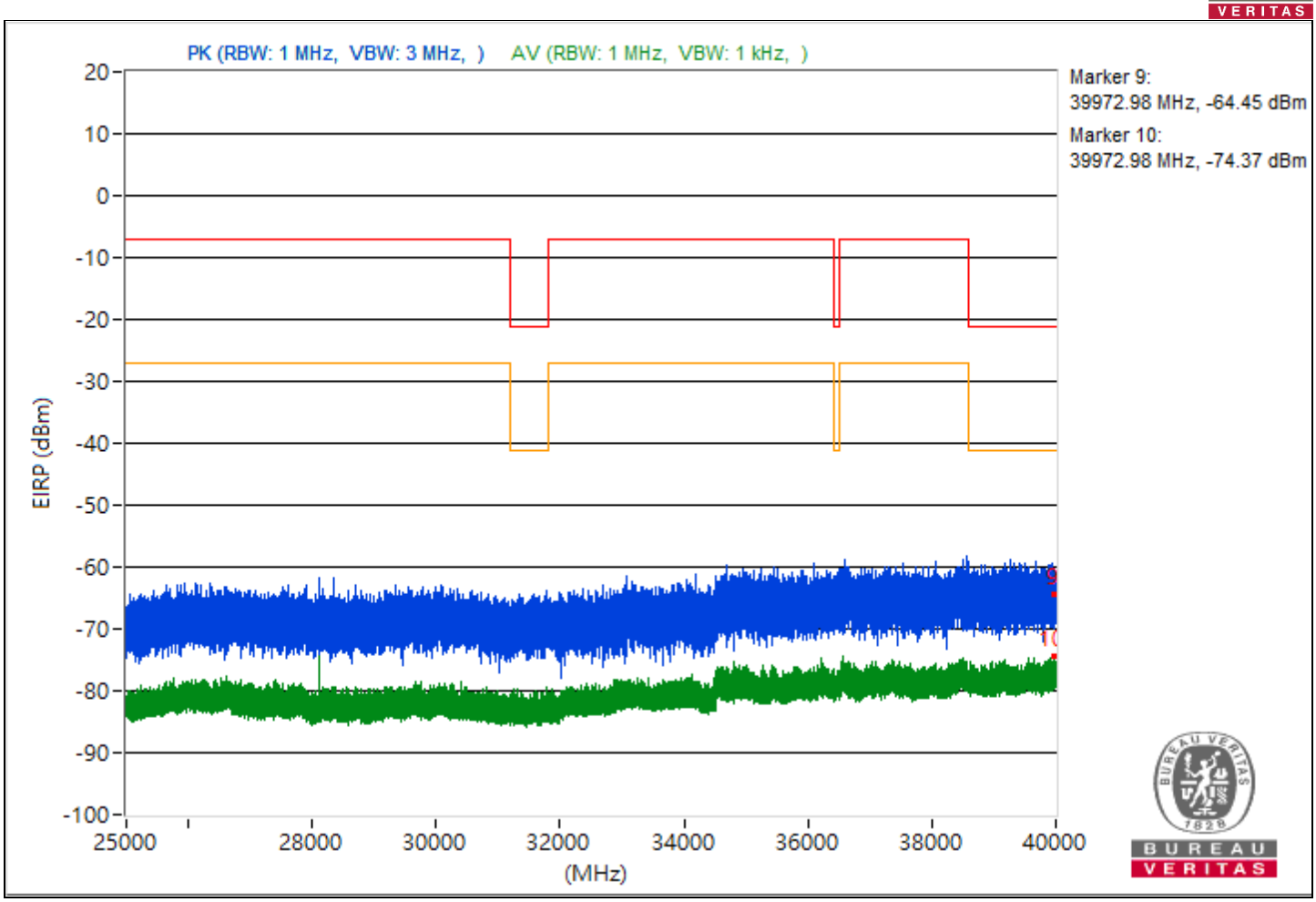
PK (RBW: 1 MHz, VBW: 3 MHz,)
AV (RBW: 1 MHz, VBW: 1 kHz,)
Marker 9:
39972.98 MHz, -64.45 dBm
Marker 10:
39972.98 MHz, -74.37 dBm
EIRP (dBm)
20
10
0
-10
-20
-30
-40
-50
-60
-70
-80
-90
-100
25000
28000
30000
32000
34000
36000
38000
40000
(MHz)

RF Mode	802.11be (EHT160)	Channel	CH 15：6025 MHz
Frequency Range	1 GHz ~ 40 GHz	Environmental Conditions	25°C, 60% RH
Tested By	Dolly Chung		

Conducted Unwanted Emissions							
No.	Frequency (MHz)	Emission Level (dBuV/m)	Limit (dBuV/m)	Margin (dB)	Raw Value Chain 0 (dBm)	Correction Factor (dB)	EIRP Level (dBm)
1	5450.6	45.81 PK	74	-28.19	-57.82	8.37	-49.45
2	5450.6	38.17 AV	54	-15.83	-65.46	8.37	-57.09
3	8033.33	51.86 PK	74	-22.14	-51.77	8.37	-43.4
4	8033.33	51.55 AV	54	-2.45	-52.08	8.37	-43.71
5	19145	35.36 PK	74	-38.64	-68.27	8.37	-59.9
6	19145	23.26 AV	54	-30.74	-80.37	8.37	-72
7	23913.4	35.62 PK	74	-38.38	-68.01	8.37	-59.64
8	23913.4	24.2 AV	54	-29.8	-79.43	8.37	-71.06
9	38683.82	29.48 PK	74	-44.52	-74.15	8.37	-65.78
10	38683.82	19.1 AV	54	-34.9	-84.53	8.37	-76.16

Note: Margin value = Emission Level - Limit value

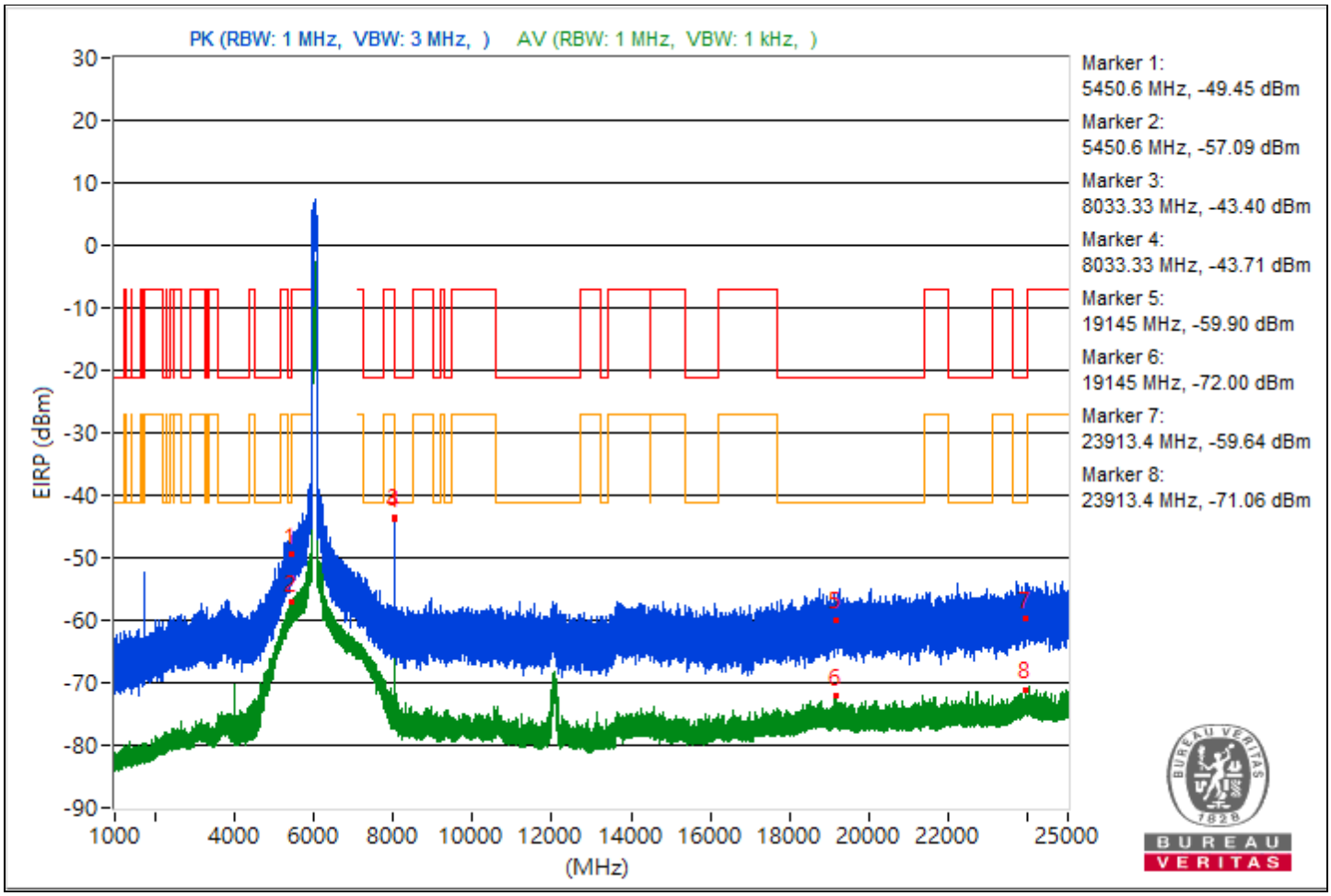

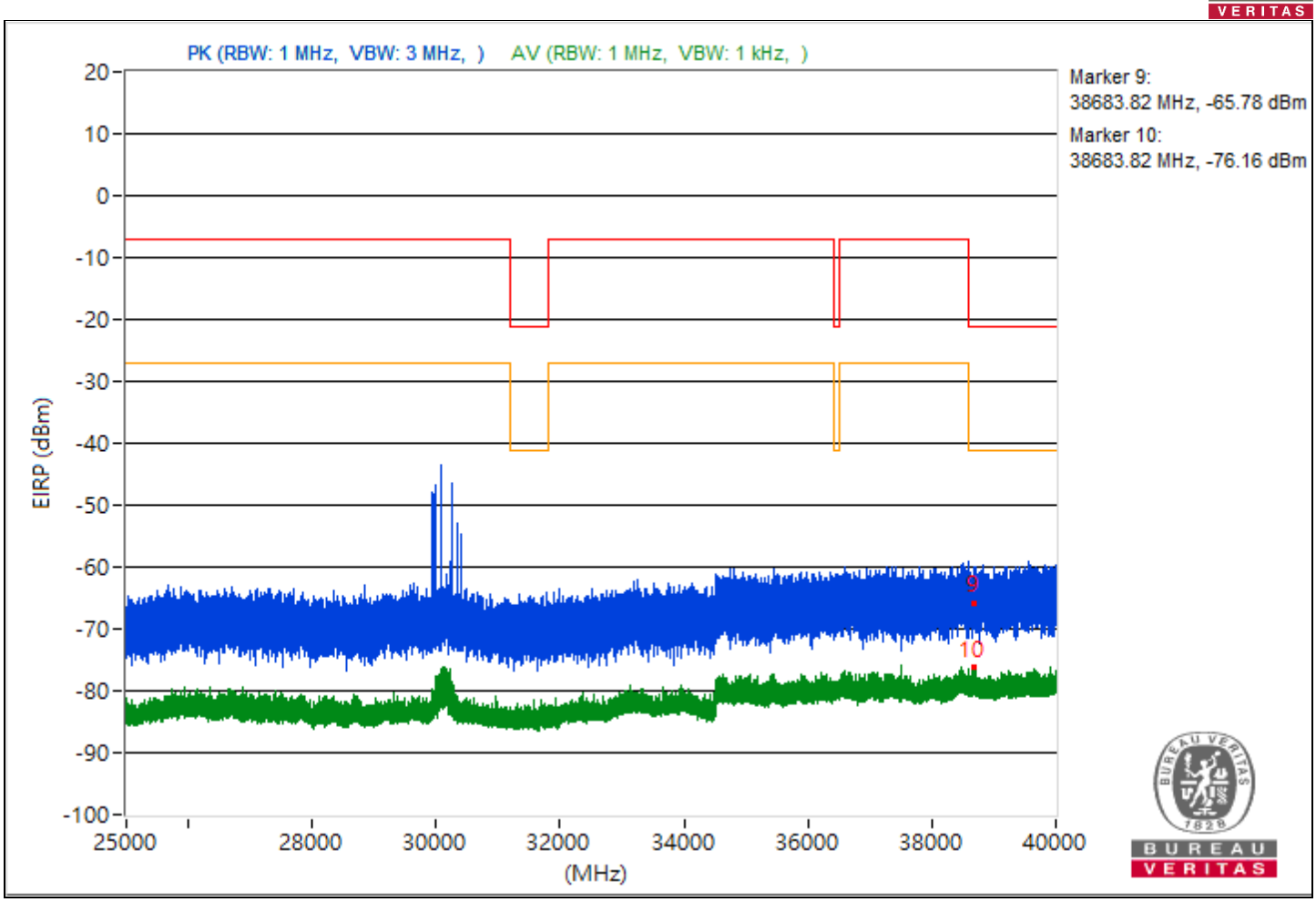
PK (RBW: 1 MHz, VBW: 3 MHz,)
AV (RBW: 1 MHz, VBW: 1 kHz,)
Marker 9:
38683.82 MHz, -65.78 dBm
Marker 10:
38683.82 MHz, -76.16 dBm
EIRP (dBm)
20
10
0
-10
-20
-30
-40
-50
-60
-70
-80
-90
-100
25000
28000
30000
32000
34000
36000
38000
40000
(MHz)
9
10

RF Mode	802.11be (EHT160)	Channel	CH 47：6185 MHz
Frequency Range	1 GHz ~ 40 GHz	Environmental Conditions	25°C, 60% RH
Tested By	Dolly Chung		

Conducted Unwanted Emissions							
No.	Frequency (MHz)	Emission Level (dBuV/m)	Limit (dBuV/m)	Margin (dB)	Raw Value Chain 0 (dBm)	Correction Factor (dB)	EIRP Level (dBm)
1	5459.93	47.36 PK	74	-26.64	-56.27	8.37	-47.9
2	5459.93	36.85 AV	54	-17.15	-66.78	8.37	-58.41
3	8246.67	49.84 PK	74	-24.16	-53.79	8.37	-45.42
4	8246.67	49.12 AV	54	-4.88	-54.51	8.37	-46.14
5	19201.8	34.88 PK	74	-39.12	-68.75	8.37	-60.38
6	19201.8	22.47 AV	54	-31.53	-81.16	8.37	-72.79
7	23821.3	38.94 PK	74	-35.06	-64.69	8.37	-56.32
8	23821.3	24.03 AV	54	-29.97	-79.6	8.37	-71.23
9	39893.07	30.58 PK	74	-43.42	-73.05	8.37	-64.68
10	39893.07	19.97 AV	54	-34.03	-83.66	8.37	-75.29

Note: Margin value = Emission Level - Limit value

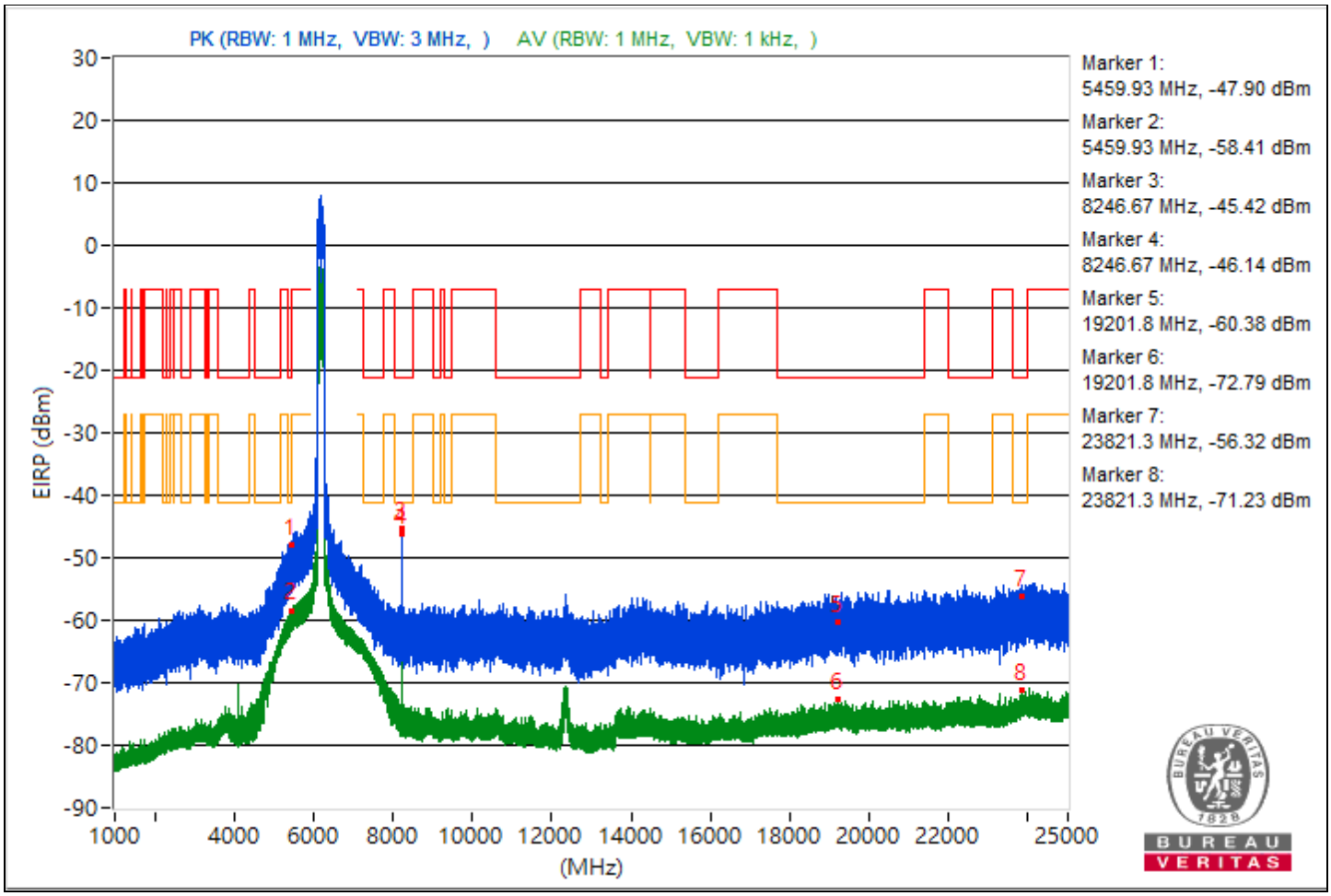

PK (RBW: 1 MHz, VBW: 3 MHz,)
AV (RBW: 1 MHz, VBW: 1 kHz,)
Marker 9:
39893.07 MHz, -64.68 dBm
Marker 10:
39893.07 MHz, -75.29 dBm
EIRP (dBm)
20
10
0
-10
-20
-30
-40
-50
-60
-70
-80
-90
-100
25000
28000
30000
32000
34000
36000
38000
40000
(MHz)
9
10

RF Mode	802.11be (EHT160)	Channel	CH 79：6345 MHz
Frequency Range	1 GHz ~ 40 GHz	Environmental Conditions	25°C, 60% RH
Tested By	Dolly Chung		

Conducted Unwanted Emissions							
No.	Frequency (MHz)	Emission Level (dBuV/m)	Limit (dBuV/m)	Margin (dB)	Raw Value Chain 0 (dBm)	Correction Factor (dB)	EIRP Level (dBm)
1	5458.69	42.66 PK	74	-31.34	-60.97	8.37	-52.6
2	5458.69	35.74 AV	54	-18.26	-67.89	8.37	-59.52
3	8460.09	46.95 PK	74	-27.05	-56.68	8.37	-48.31
4	8460.09	45.99 AV	54	-8.01	-57.64	8.37	-49.27
5	19298.7	34.17 PK	74	-39.83	-69.46	8.37	-61.09
6	19298.7	22.89 AV	54	-31.11	-80.74	8.37	-72.37
7	22787.4	35.53 PK	74	-38.47	-68.1	8.37	-59.73
8	22787.4	23.95 AV	54	-30.05	-79.68	8.37	-71.31
9	39138.49	30.31 PK	74	-43.69	-73.32	8.37	-64.95
10	39138.49	18.89 AV	54	-35.11	-84.74	8.37	-76.37

Note: Margin value = Emission Level - Limit value

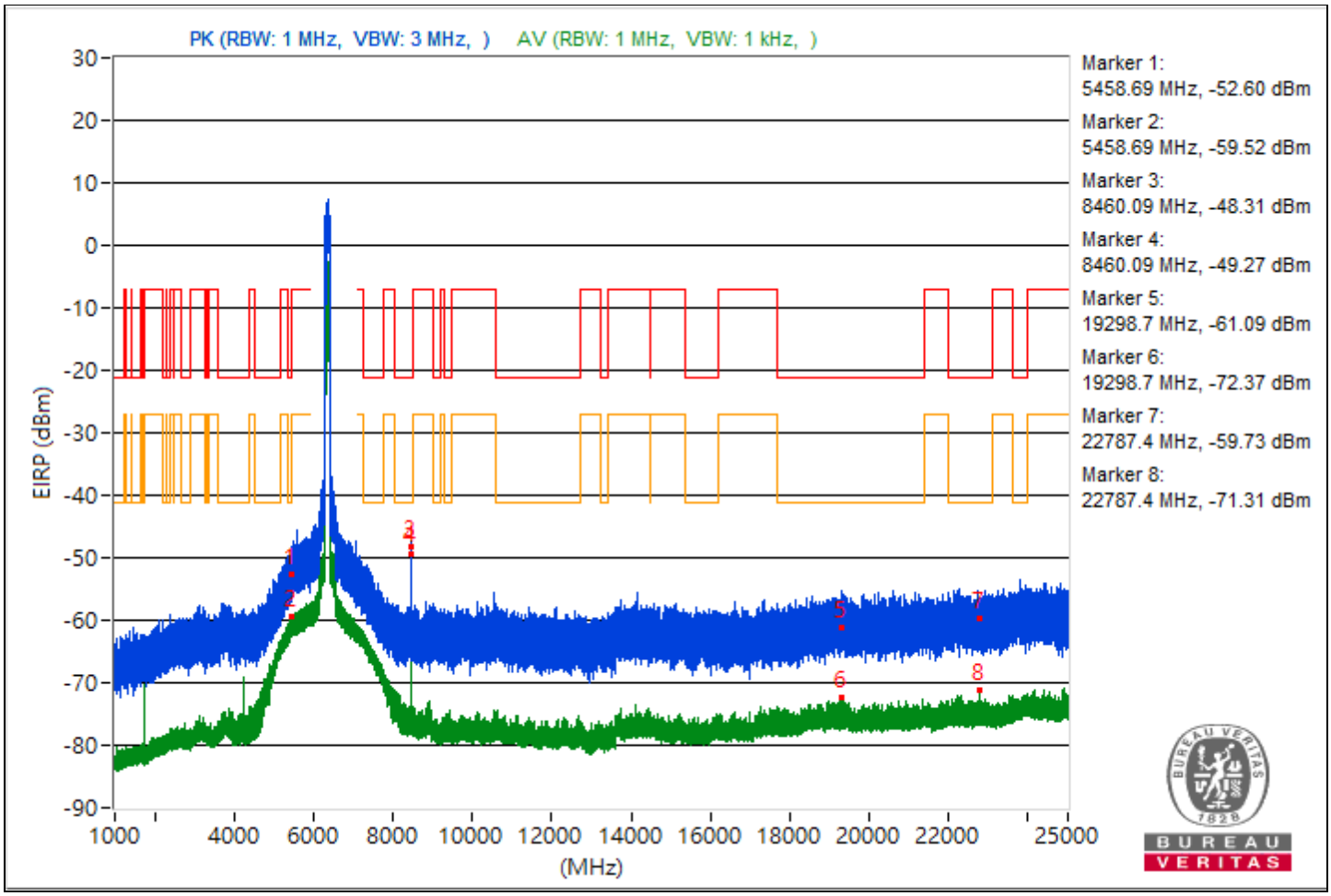

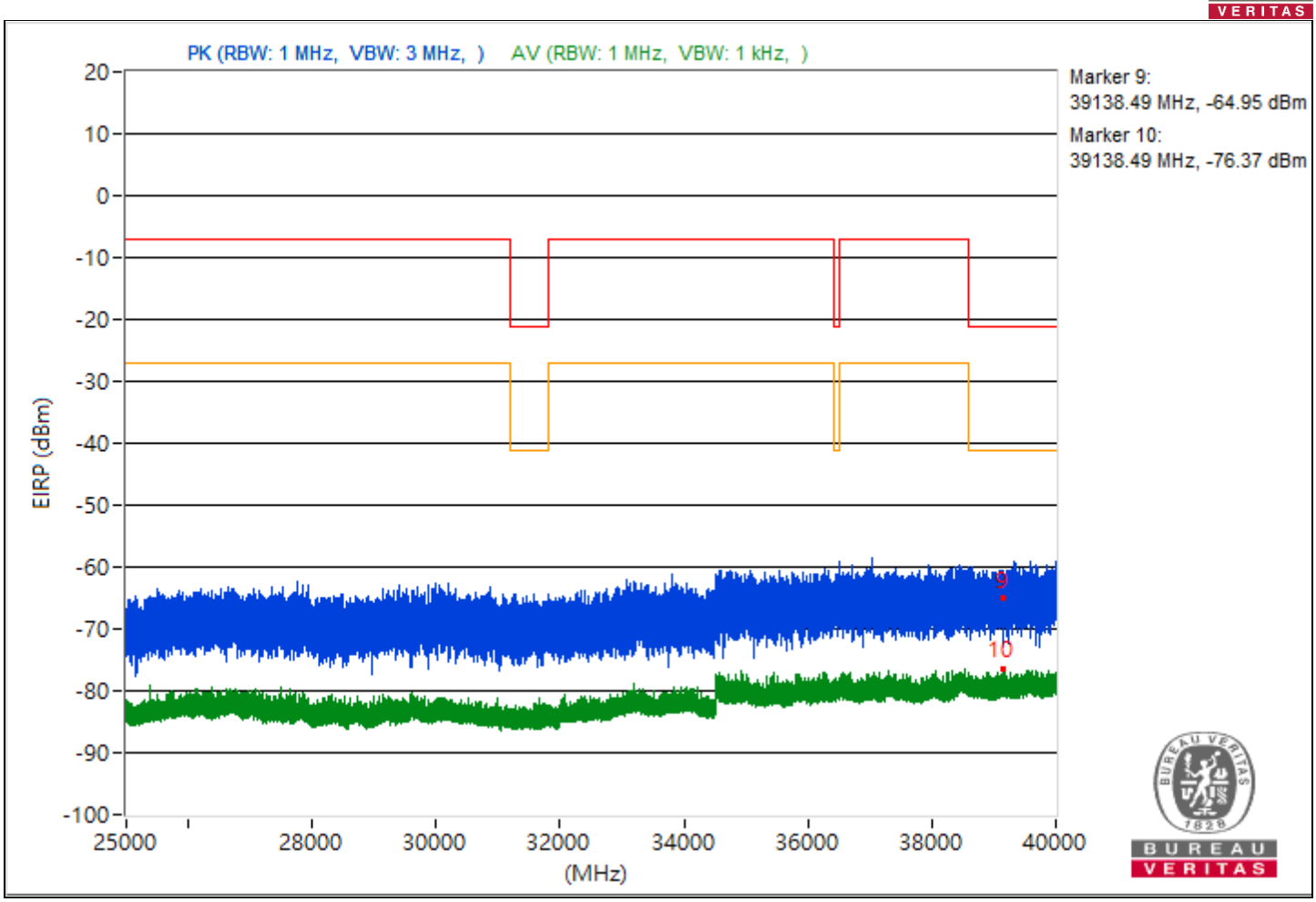
PK (RBW: 1 MHz, VBW: 3 MHz,)
AV (RBW: 1 MHz, VBW: 1 kHz,)
Marker 9:
39138.49 MHz, -64.95 dBm
Marker 10:
39138.49 MHz, -76.37 dBm
EIRP (dBm)
20
10
0
-10
-20
-30
-40
-50
-60
-70
-80
-90
-100
25000
28000
30000
32000
34000
36000
38000
40000
(MHz)
9
10

RF Mode	802.11be (EHT160)	Channel	CH 111：6505 MHz
Frequency Range	1 GHz ~ 40 GHz	Environmental Conditions	25°C, 60% RH
Tested By	Dolly Chung		

Conducted Unwanted Emissions							
No.	Frequency (MHz)	Emission Level (dBuV/m)	Limit (dBuV/m)	Margin (dB)	Raw Value Chain 0 (dBm)	Correction Factor (dB)	EIRP Level (dBm)
1	5455.11	40.45 PK	74	-33.55	-63.18	8.37	-54.81
2	5455.11	35.15 AV	54	-18.85	-68.48	8.37	-60.11
3	7259.01	38.85 PK	74	-35.15	-64.78	8.37	-56.41
4	7259.01	34.18 AV	54	-19.82	-69.45	8.37	-61.08
5	21354	32.53 PK	74	-41.47	-71.1	8.37	-62.73
6	21354	23.07 AV	54	-30.93	-80.56	8.37	-72.19
7	23972.4	38.25 PK	74	-35.75	-65.38	8.37	-57.01
8	23972.4	23.44 AV	54	-30.56	-80.19	8.37	-71.82
9	39543.82	29.93 PK	74	-44.07	-73.7	8.37	-65.33
10	39543.82	18.69 AV	54	-35.31	-84.94	8.37	-76.57

Note: Margin value = Emission Level - Limit value

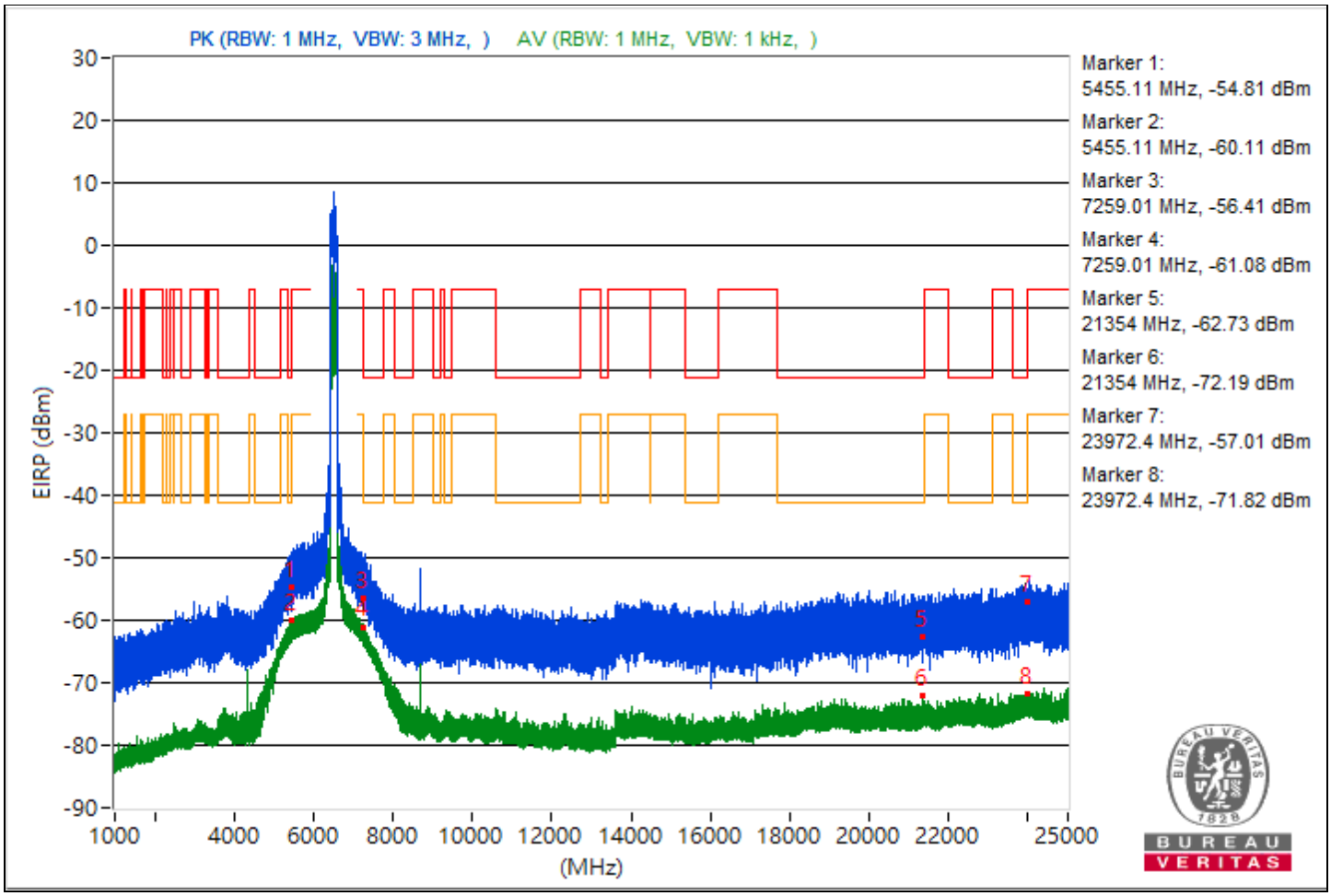

PK (RBW: 1 MHz, VBW: 3 MHz,)
AV (RBW: 1 MHz, VBW: 1 kHz,)
Marker 9:
39543.82 MHz, -65.33 dBm
Marker 10:
39543.82 MHz, -76.57 dBm
EIRP (dBm)
20
10
0
-10
-20
-30
-40
-50
-60
-70
-80
-90
-100
25000
28000
30000
32000
34000
36000
38000
40000
(MHz)
9
10

RF Mode	802.11be (EHT160)	Channel	CH 143：6665 MHz
Frequency Range	1 GHz ~ 40 GHz	Environmental Conditions	25°C, 60% RH
Tested By	Dolly Chung		

Conducted Unwanted Emissions							
No.	Frequency (MHz)	Emission Level (dBuV/m)	Limit (dBuV/m)	Margin (dB)	Raw Value Chain 0 (dBm)	Correction Factor (dB)	EIRP Level (dBm)
1	5456.82	39.05 PK	74	-34.95	-64.58	8.37	-56.21
2	5456.82	33.62 AV	54	-20.38	-70.01	8.37	-61.64
3	7255.28	41.97 PK	74	-32.03	-61.66	8.37	-53.29
4	7255.28	34.69 AV	54	-19.31	-68.94	8.37	-60.57
5	20760.8	33.66 PK	74	-40.34	-69.97	8.37	-61.6
6	20760.8	22.48 AV	54	-31.52	-81.15	8.37	-72.78
7	23810	37.63 PK	74	-36.37	-66	8.37	-57.63
8	23810	24.13 AV	54	-29.87	-79.5	8.37	-71.13
9	38791.91	28.12 PK	74	-45.88	-75.51	8.37	-67.14
10	38791.91	19.11 AV	54	-34.89	-84.52	8.37	-76.15

Note: Margin value = Emission Level - Limit value

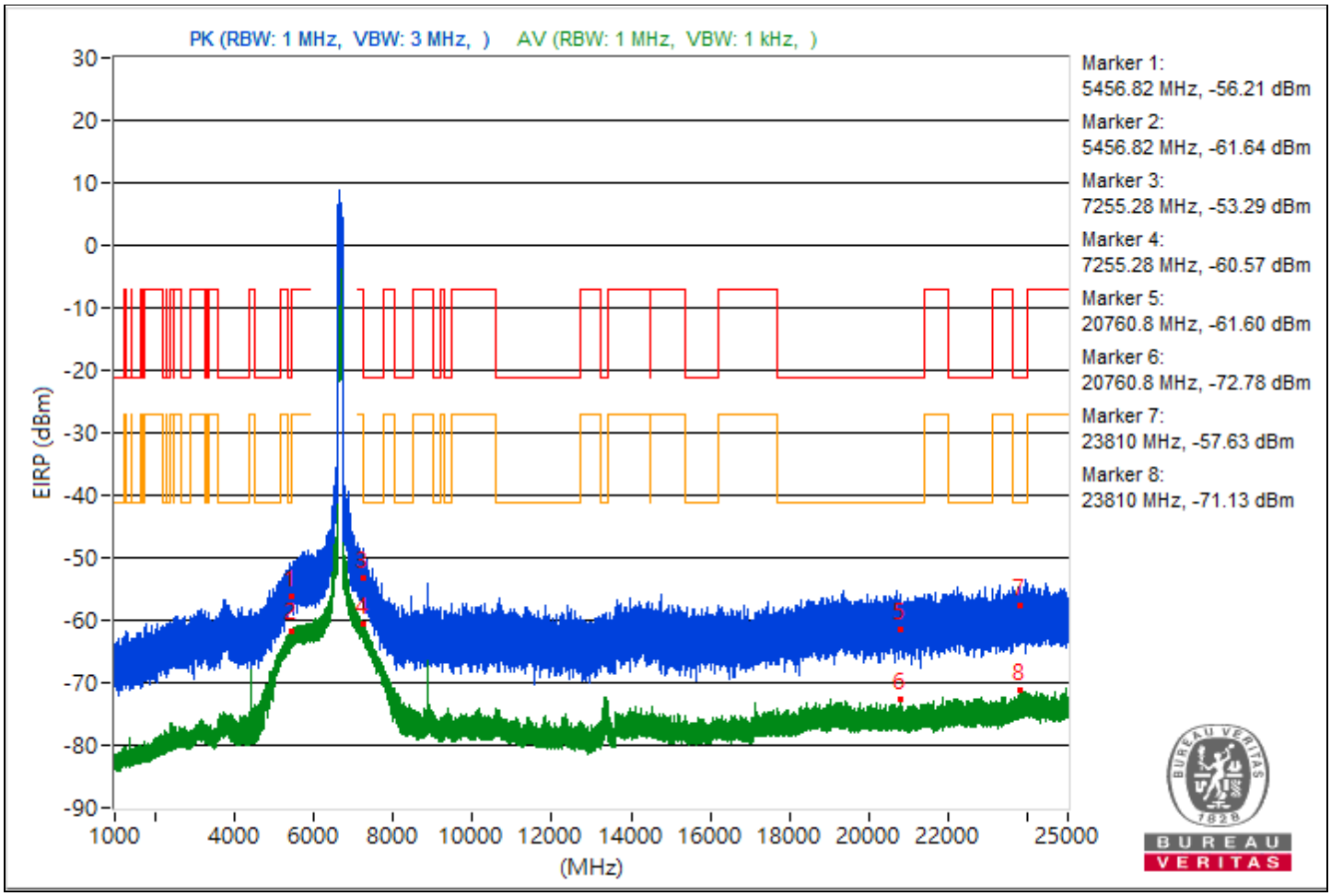

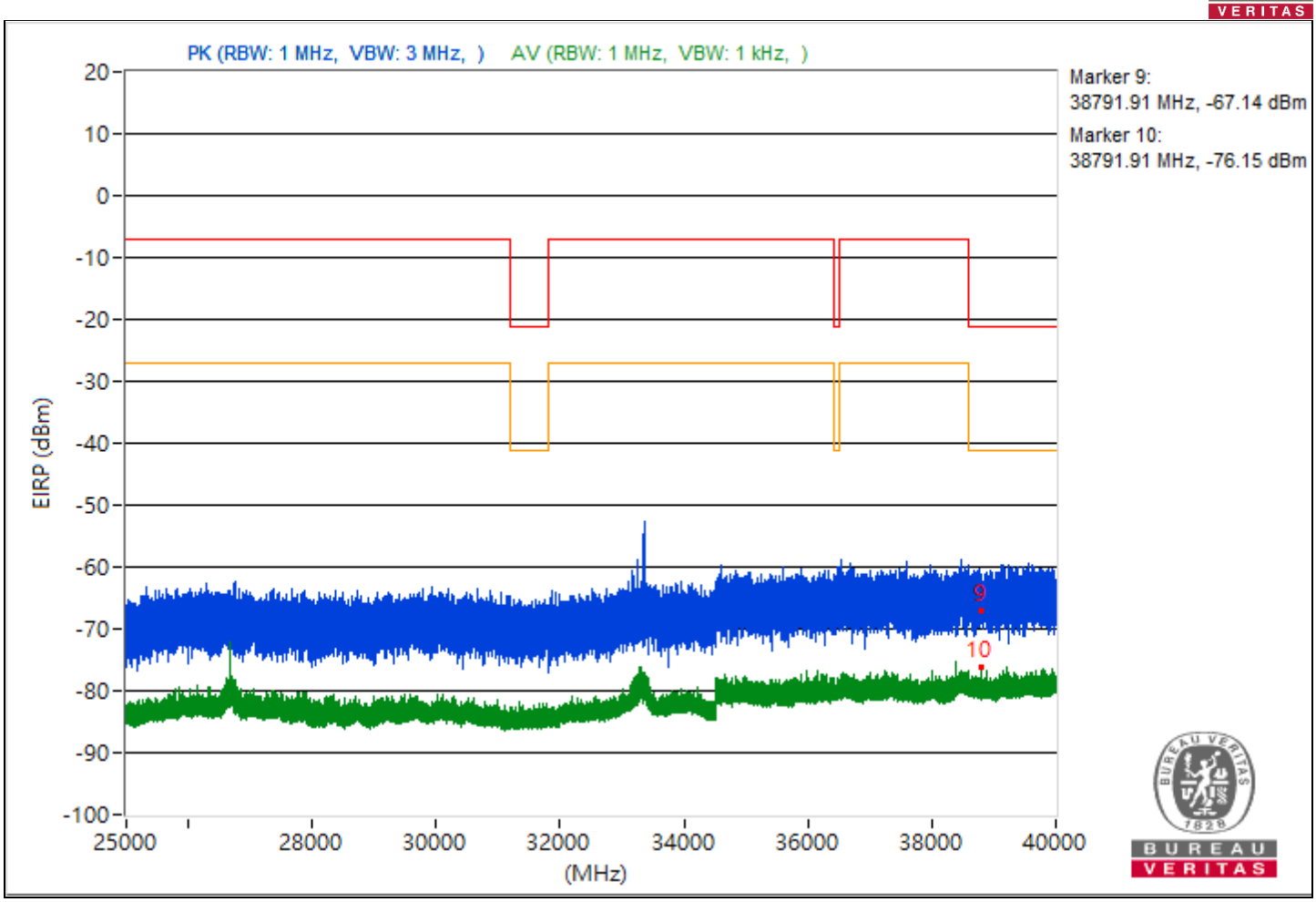
PK (RBW: 1 MHz, VBW: 3 MHz,)
AV (RBW: 1 MHz, VBW: 1 kHz,)
Marker 9:
38791.91 MHz, -67.14 dBm
Marker 10:
38791.91 MHz, -76.15 dBm
EIRP (dBm)
20
10
0
-10
-20
-30
-40
-50
-60
-70
-80
-90
-100
25000
28000
30000
32000
34000
36000
38000
40000
(MHz)
9
10

RF Mode	802.11be (EHT160)	Channel	CH 175：6825 MHz
Frequency Range	1 GHz ~ 40 GHz	Environmental Conditions	25°C, 60% RH
Tested By	Dolly Chung		

Conducted Unwanted Emissions							
No.	Frequency (MHz)	Emission Level (dBuV/m)	Limit (dBuV/m)	Margin (dB)	Raw Value Chain 0 (dBm)	Correction Factor (dB)	EIRP Level (dBm)
1	5453.32	40.2 PK	74	-33.8	-63.43	8.37	-55.06
2	5453.32	33.16 AV	54	-20.84	-70.47	8.37	-62.1
3	7251.23	43.49 PK	74	-30.51	-60.14	8.37	-51.77
4	7251.23	36.81 AV	54	-17.19	-66.82	8.37	-58.45
5	20783.9	32.94 PK	74	-41.06	-70.69	8.37	-62.32
6	20783.9	23.48 AV	54	-30.52	-80.15	8.37	-71.78
7	22229.4	36.76 PK	74	-37.24	-66.87	8.37	-58.5
8	22229.4	23.96 AV	54	-30.04	-79.67	8.37	-71.3
9	39213.96	32.25 PK	74	-41.75	-71.38	8.37	-63.01
10	39213.96	18.99 AV	54	-35.01	-84.64	8.37	-76.27

Note: Margin value = Emission Level - Limit value

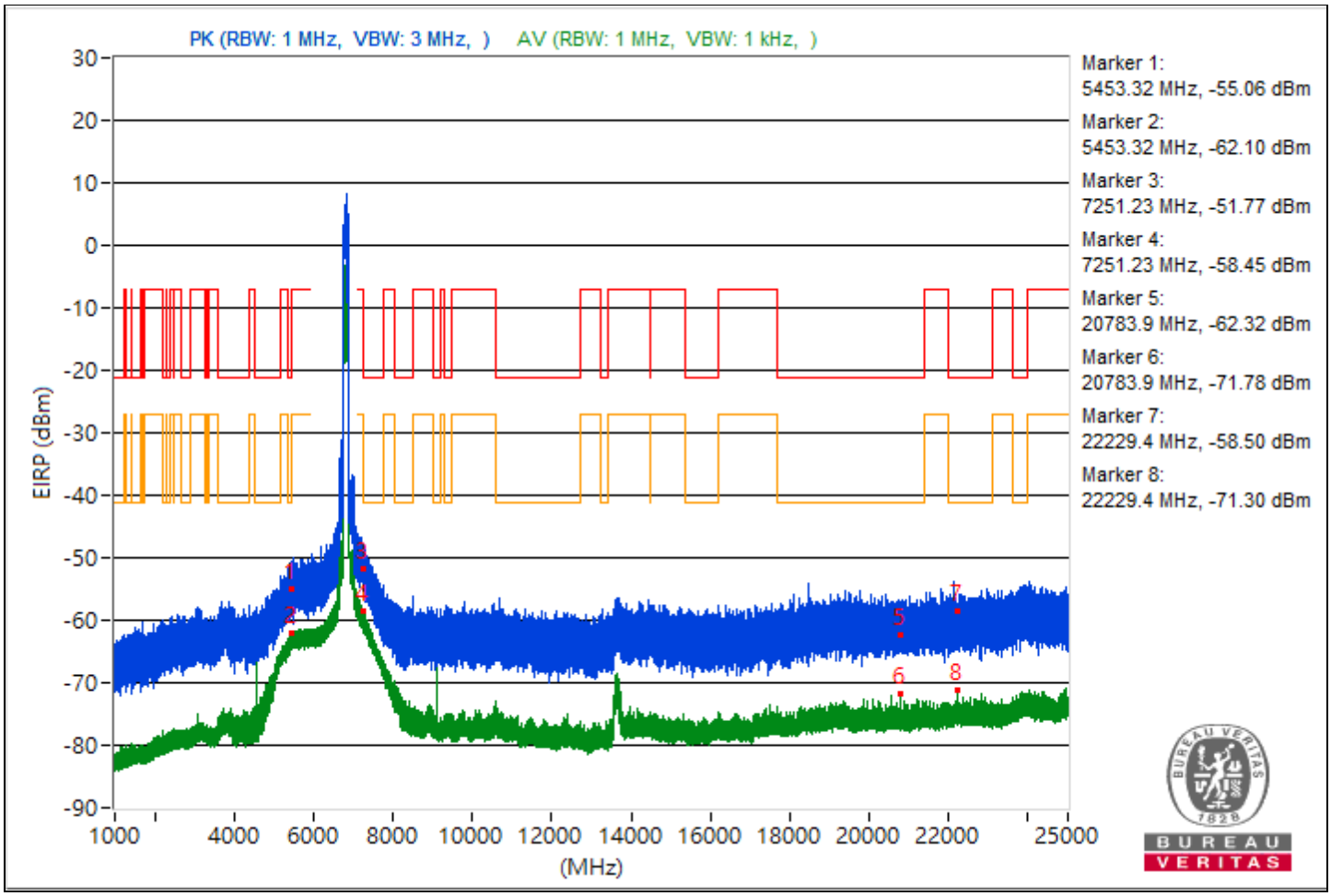

PK (RBW: 1 MHz, VBW: 3 MHz,)
AV (RBW: 1 MHz, VBW: 1 kHz,)
Marker 9:
39213.96 MHz, -63.01 dBm
Marker 10:
39213.96 MHz, -76.27 dBm
EIRP (dBm)
20
10
0
-10
-20
-30
-40
-50
-60
-70
-80
-90
-100
25000
28000
30000
32000
34000
36000
38000
40000
(MHz)
9
10

RF Mode	802.11be (EHT160)	Channel	CH 207：6985 MHz
Frequency Range	1 GHz ~ 40 GHz	Environmental Conditions	25°C, 60% RH
Tested By	Dolly Chung		

Conducted Unwanted Emissions							
No.	Frequency (MHz)	Emission Level (dBuV/m)	Limit (dBuV/m)	Margin (dB)	Raw Value Chain 0 (dBm)	Correction Factor (dB)	EIRP Level (dBm)
1	4656.64	36.7 PK	74	-37.3	-66.93	8.37	-58.56
2	4656.64	33.79 AV	54	-20.21	-69.84	8.37	-61.47
3	7252.09	42.13 PK	74	-31.87	-61.5	8.37	-53.13
4	7252.09	37.04 AV	54	-16.96	-66.59	8.37	-58.22
5	20628.8	33.3 PK	74	-40.7	-70.33	8.37	-61.96
6	20628.8	23.29 AV	54	-30.71	-80.34	8.37	-71.97
7	23888.8	36.95 PK	74	-37.05	-66.68	8.37	-58.31
8	23888.8	24.69 AV	54	-29.31	-78.94	8.37	-70.57
9	39994.67	31.7 PK	74	-42.3	-71.93	8.37	-63.56
10	39994.67	18.79 AV	54	-35.21	-84.84	8.37	-76.47

Note: Margin value = Emission Level - Limit value

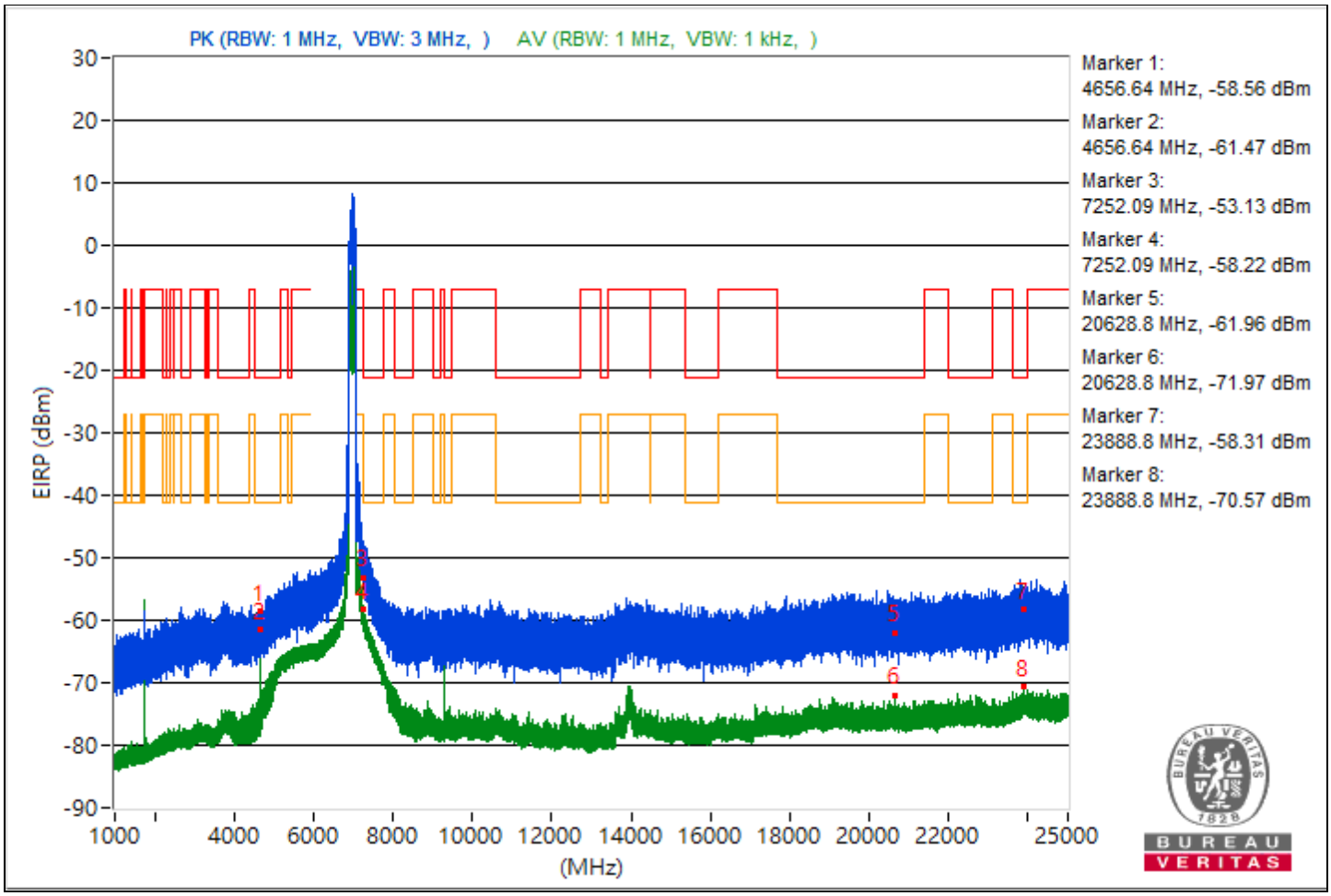

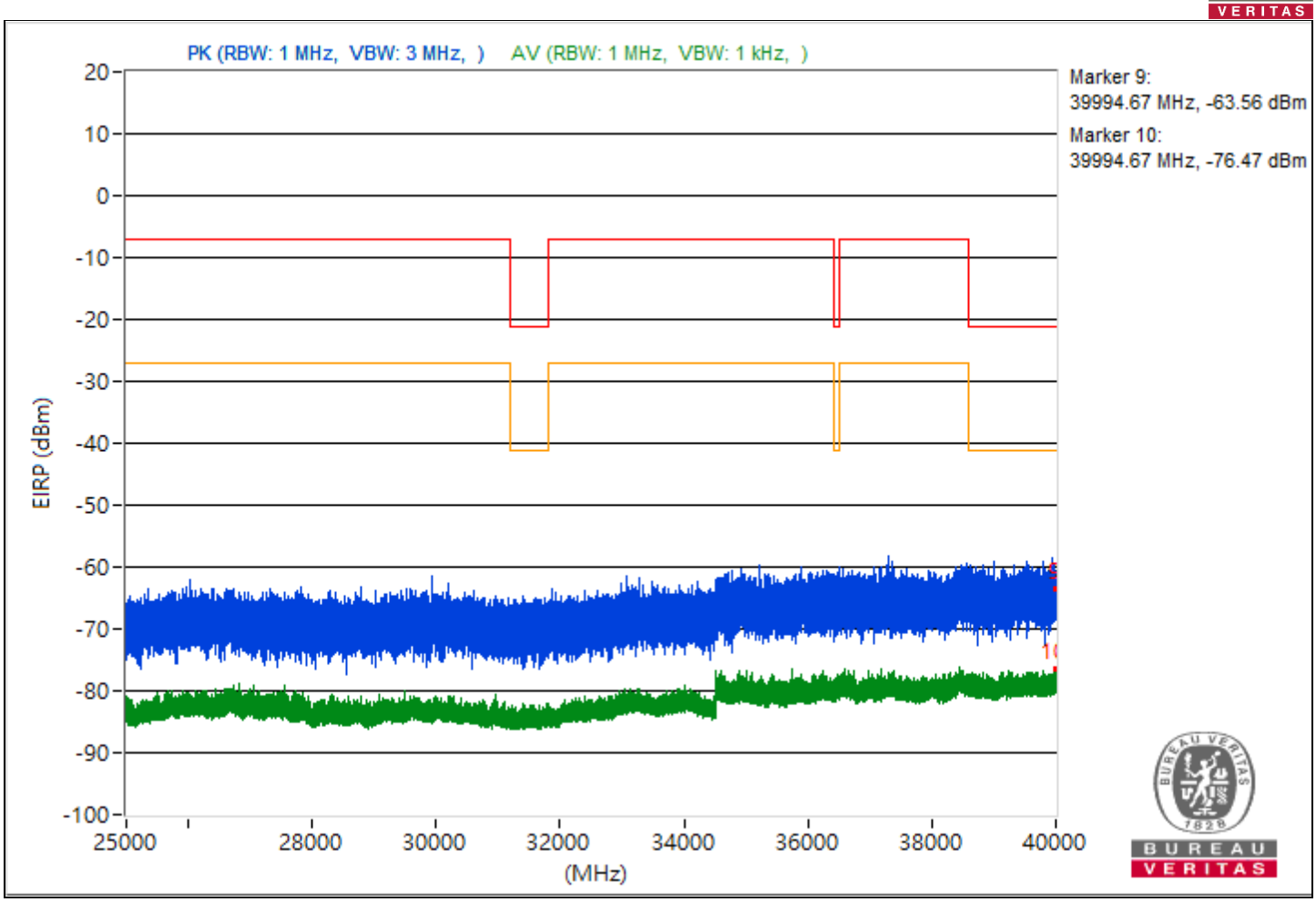
PK (RBW: 1 MHz, VBW: 3 MHz,)
AV (RBW: 1 MHz, VBW: 1 kHz,)
Marker 9:
39994.67 MHz, -63.56 dBm
Marker 10:
39994.67 MHz, -76.47 dBm
EIRP (dBm)
20
10
0
-10
-20
-30
-40
-50
-60
-70
-80
-90
-100
25000
28000
30000
32000
34000
36000
38000
40000
(MHz)

RF Mode	802.11be (EHT20) 26-tone RU	Channel	CH 1：5955 MHz
Frequency Range	1 GHz ~ 40 GHz	Environmental Conditions	25°C, 60% RH
Tested By	Dolly Chung		

Conducted Unwanted Emissions							
No.	Frequency (MHz)	Emission Level (dBuV/m)	Limit (dBuV/m)	Margin (dB)	Raw Value Chain 0 (dBm)	Correction Factor (dB)	EIRP Level (dBm)
1	5459.23	35.2 PK	74	-38.8	-68.43	8.37	-60.06
2	5459.23	26.13 AV	54	-27.87	-77.5	8.37	-69.13
3	#7940.03	44.77 PK	88.26	-43.49	-58.86	8.37	-50.49
4	#7940.03	42.96 AV	68.26	-25.3	-60.67	8.37	-52.3
5	19392.9	36.24 PK	74	-37.76	-67.39	8.37	-59.02
6	19392.9	24.22 AV	54	-29.78	-79.41	8.37	-71.04
7	23891.8	36.36 PK	74	-37.64	-67.27	8.37	-58.9
8	23891.8	25.2 AV	54	-28.8	-78.43	8.37	-70.06
9	39700	33.11 PK	74	-40.89	-70.52	8.37	-62.15
10	39700	24.06 AV	54	-29.94	-79.57	8.37	-71.2

Notes:

1. Margin value = Emission Level - Limit value
2. " # ": The radiated frequency is out of the restricted band.

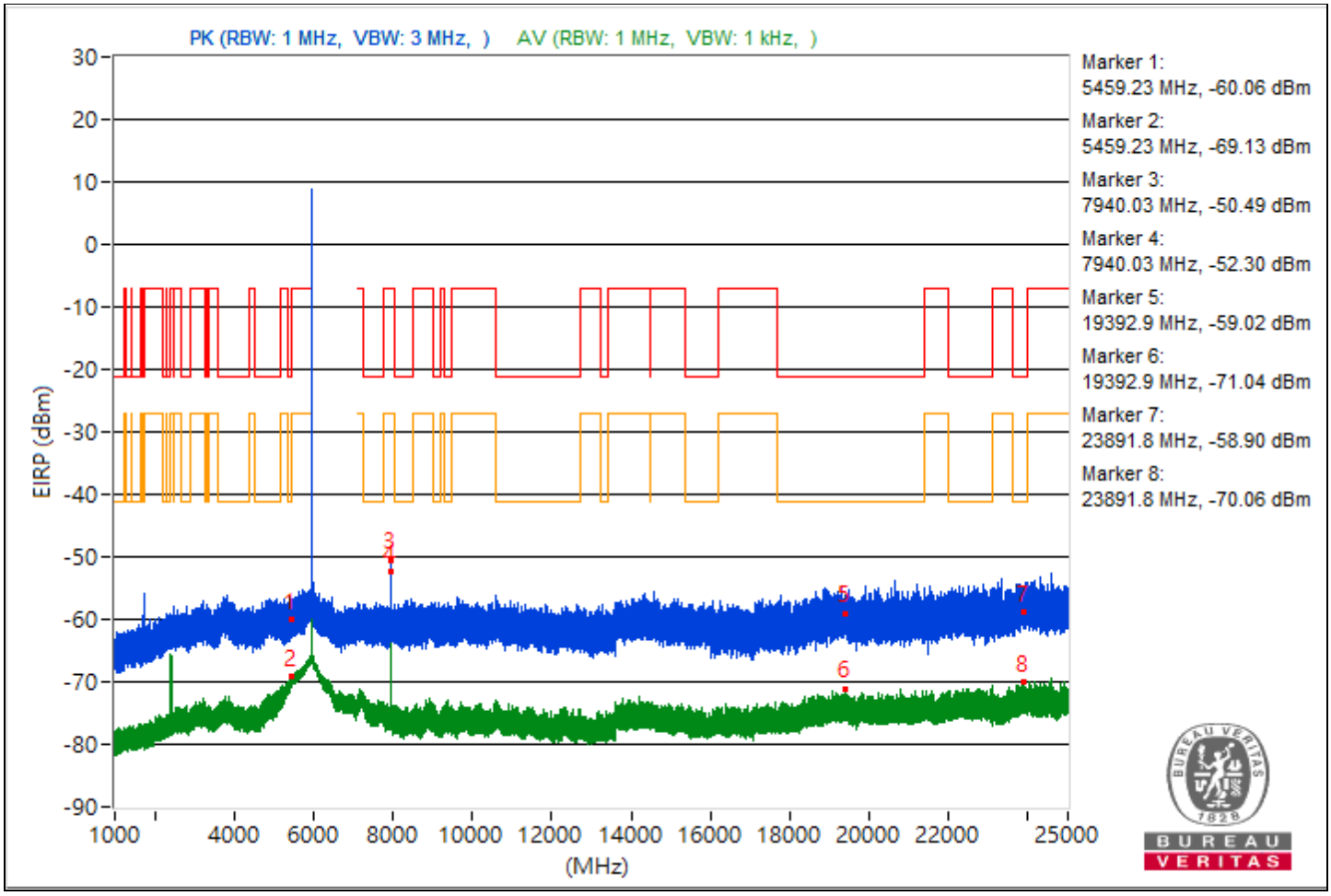

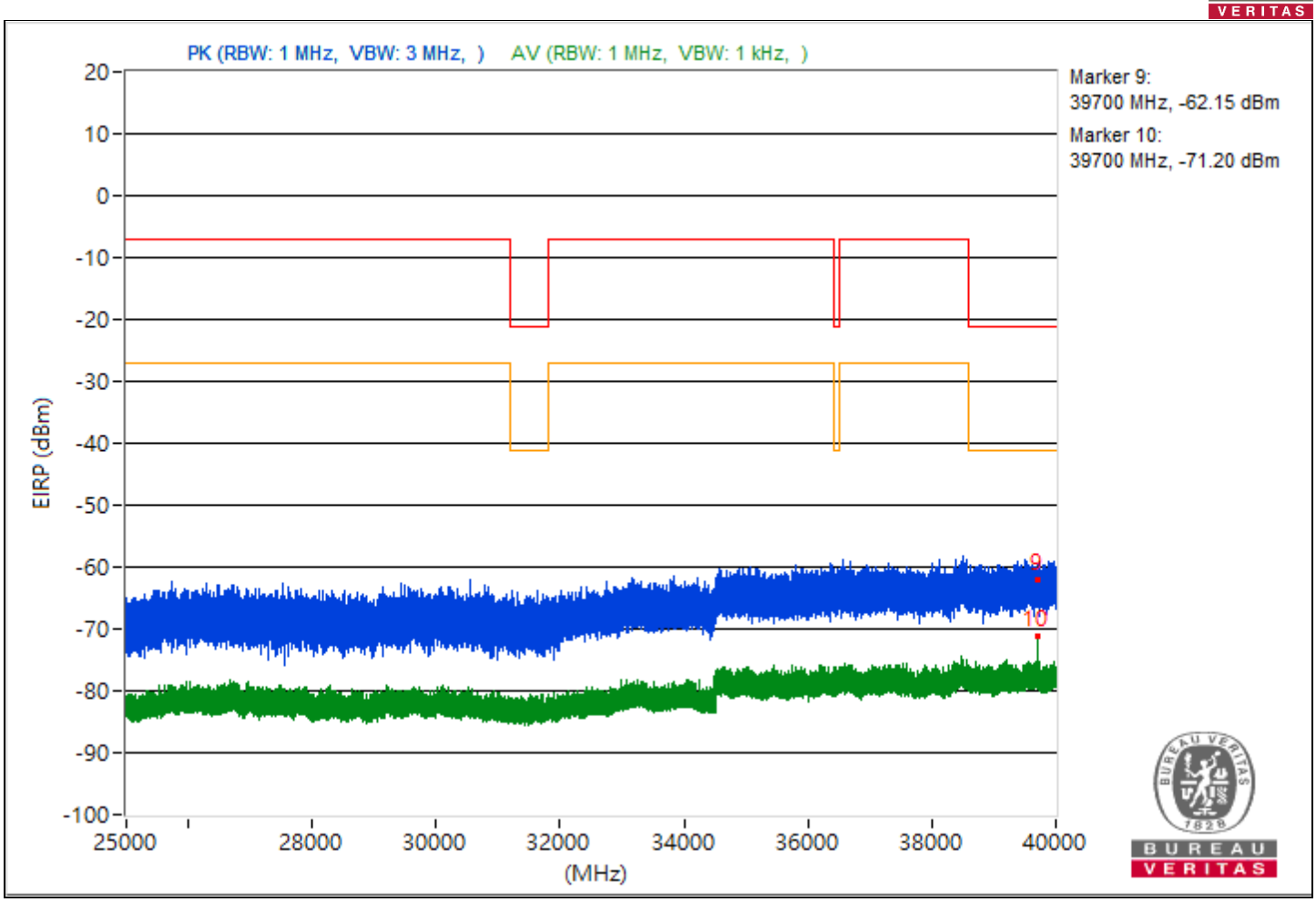
PK (RBW: 1 MHz, VBW: 3 MHz,)
AV (RBW: 1 MHz, VBW: 1 kHz,)
Marker 9:
39700 MHz, -62.15 dBm
Marker 10:
39700 MHz, -71.20 dBm
EIRP (dBm)
20
10
0
-10
-20
-30
-40
-50
-60
-70
-80
-90
-100
25000
28000
30000
32000
34000
36000
38000
40000
(MHz)
9
10

RF Mode	802.11be (EHT20) 26-tone RU	Channel	CH 93：6415 MHz
Frequency Range	1 GHz ~ 40 GHz	Environmental Conditions	25°C, 60% RH
Tested By	Dolly Chung		

Conducted Unwanted Emissions							
No.	Frequency (MHz)	Emission Level (dBuV/m)	Limit (dBuV/m)	Margin (dB)	Raw Value Chain 0 (dBm)	Correction Factor (dB)	EIRP Level (dBm)
1	5096.48	33.52 PK	74	-40.48	-70.11	8.37	-61.74
2	5096.48	25.31 AV	54	-28.69	-78.32	8.37	-69.95
3	#8553.33	41.4 PK	88.26	-46.86	-62.23	8.37	-53.86
4	#8553.33	40.35 AV	68.26	-27.91	-63.28	8.37	-54.91
5	19459.7	34.79 PK	74	-39.21	-68.84	8.37	-60.47
6	19459.7	24.58 AV	54	-29.42	-79.05	8.37	-70.68
7	23834.2	36.61 PK	74	-37.39	-67.02	8.37	-58.65
8	23834.2	25.99 AV	54	-28.01	-77.64	8.37	-69.27
9	39505.69	32.47 PK	74	-41.53	-71.16	8.37	-62.79
10	39505.69	21.46 AV	54	-32.54	-82.17	8.37	-73.8

Notes:

1. Margin value = Emission Level - Limit value
2. " # ": The radiated frequency is out of the restricted band.

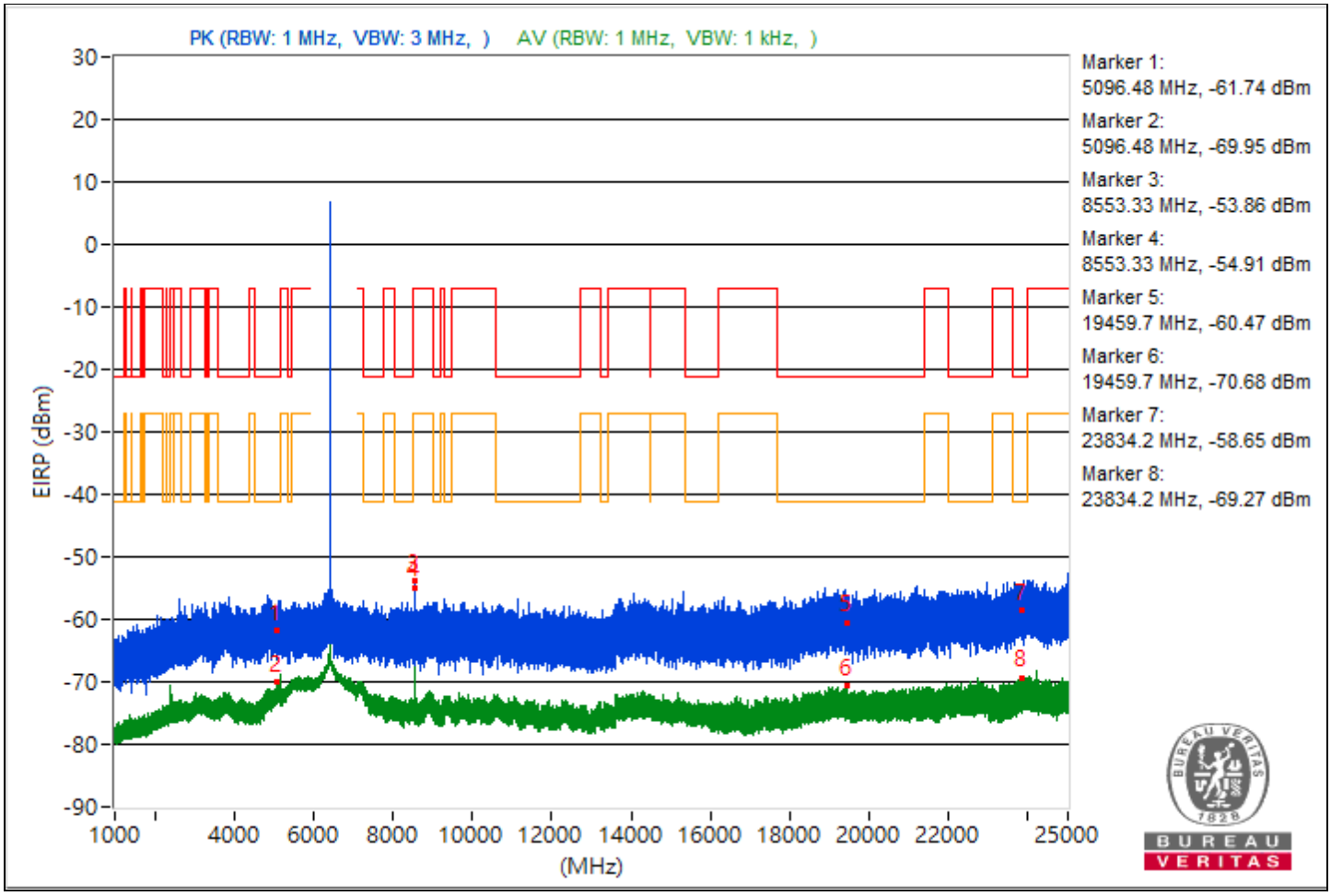

PK (RBW: 1 MHz, VBW: 3 MHz,)
AV (RBW: 1 MHz, VBW: 1 kHz,)
Marker 9:
39505.69 MHz, -62.79 dBm
Marker 10:
39505.69 MHz, -73.80 dBm
EIRP (dBm)
20
10
0
-10
-20
-30
-40
-50
-60
-70
-80
-90
-100
25000
28000
30000
32000
34000
36000
38000
40000
(MHz)
9
10

RF Mode	802.11be (EHT20) 26-tone RU	Channel	CH 97：6435 MHz
Frequency Range	1 GHz ~ 40 GHz	Environmental Conditions	25°C, 60% RH
Tested By	Dolly Chung		

Conducted Unwanted Emissions							
No.	Frequency (MHz)	Emission Level (dBuV/m)	Limit (dBuV/m)	Margin (dB)	Raw Value Chain 0 (dBm)	Correction Factor (dB)	EIRP Level (dBm)
1	5457.83	33.29 PK	74	-40.71	-70.34	8.37	-61.97
2	5457.83	24.95 AV	54	-29.05	-78.68	8.37	-70.31
3	#8580.09	41.36 PK	88.26	-46.9	-62.27	8.37	-53.9
4	#8580.09	40.01 AV	68.26	-28.25	-63.62	8.37	-55.25
5	19411.4	35.19 PK	74	-38.81	-68.44	8.37	-60.07
6	19411.4	24.07 AV	54	-29.93	-79.56	8.37	-71.19
7	23985.6	36.28 PK	74	-37.72	-67.35	8.37	-58.98
8	23985.6	25.52 AV	54	-28.48	-78.11	8.37	-69.74
9	39208	32.66 PK	74	-41.34	-70.97	8.37	-62.6
10	39208	19.95 AV	54	-34.05	-83.68	8.37	-75.31

Notes:

1. Margin value = Emission Level - Limit value
2. " # ": The radiated frequency is out of the restricted band.

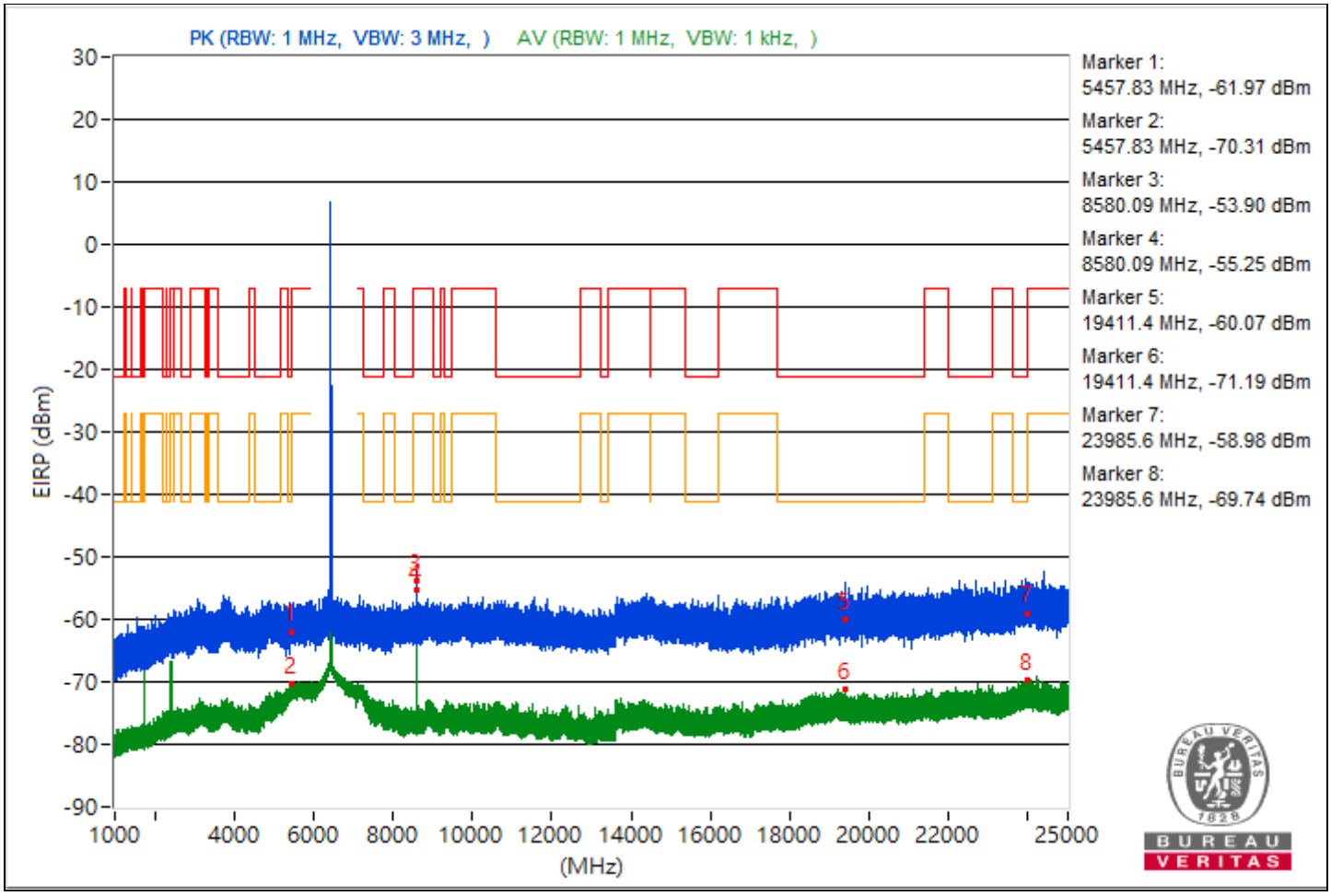

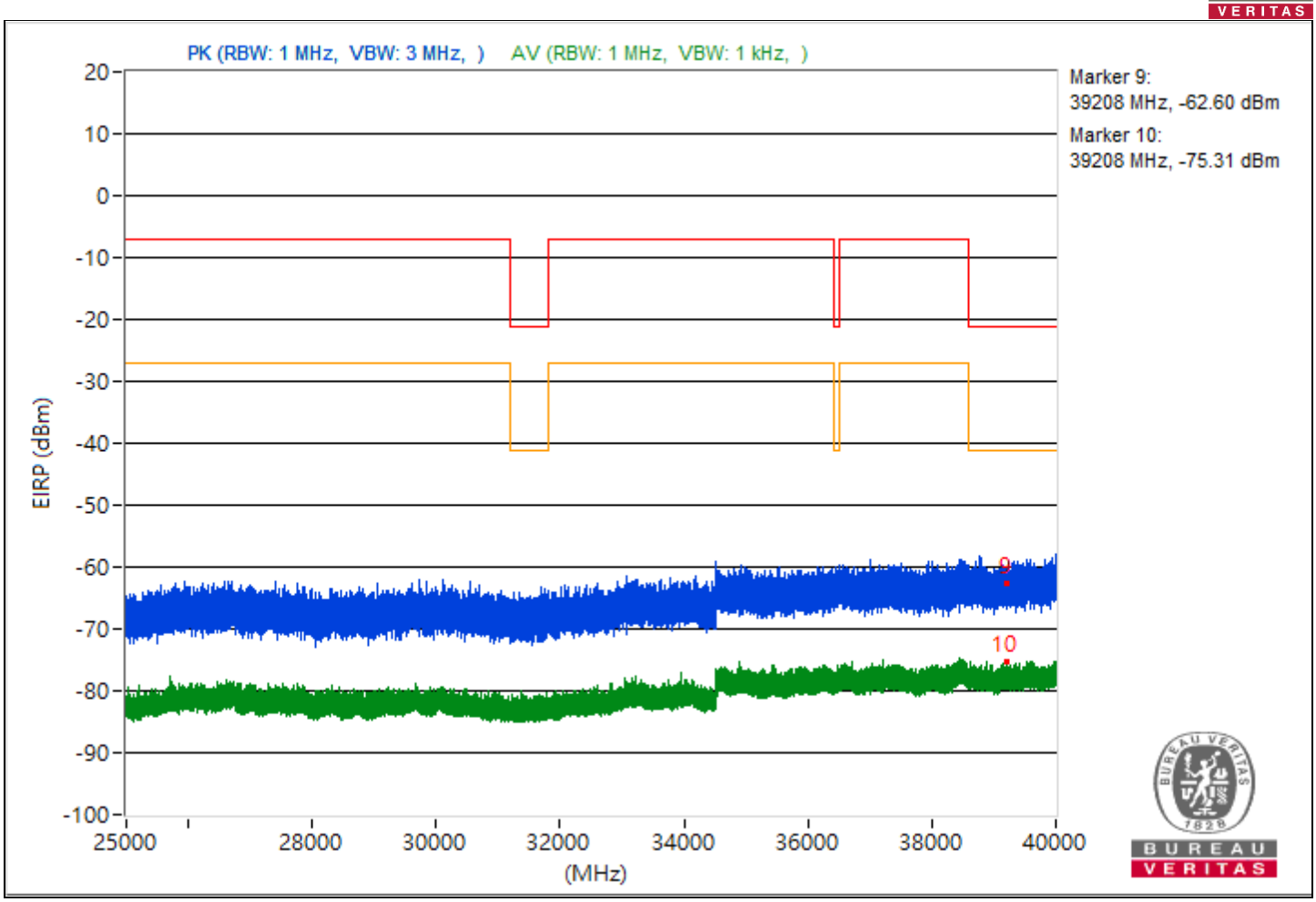
PK (RBW: 1 MHz, VBW: 3 MHz,)
AV (RBW: 1 MHz, VBW: 1 kHz,)
Marker 9:
39208 MHz, -62.60 dBm
Marker 10:
39208 MHz, -75.31 dBm
EIRP (dBm)
20
10
0
-10
-20
-30
-40
-50
-60
-70
-80
-90
-100
25000
28000
30000
32000
34000
36000
38000
40000
(MHz)
9
10

RF Mode	802.11be (EHT20) 26-tone RU	Channel	CH 113：6515 MHz
Frequency Range	1 GHz ~ 40 GHz	Environmental Conditions	25°C, 60% RH
Tested By	Dolly Chung		

Conducted Unwanted Emissions							
No.	Frequency (MHz)	Emission Level (dBuV/m)	Limit (dBuV/m)	Margin (dB)	Raw Value Chain 0 (dBm)	Correction Factor (dB)	EIRP Level (dBm)
1	5449.2	32.05 PK	74	-41.95	-71.58	8.37	-63.21
2	5449.2	25.74 AV	54	-28.26	-77.89	8.37	-69.52
3	7253.64	31.66 PK	74	-42.34	-71.97	8.37	-63.6
4	7253.64	25.5 AV	54	-28.5	-78.13	8.37	-69.76
5	18972.8	33.7 PK	74	-40.3	-69.93	8.37	-61.56
6	18972.8	24.87 AV	54	-29.13	-78.76	8.37	-70.39
7	23987.9	35.98 PK	74	-38.02	-67.65	8.37	-59.28
8	23987.9	26.39 AV	54	-27.61	-77.24	8.37	-68.87
9	39507.11	32.67 PK	74	-41.33	-70.96	8.37	-62.59
10	39507.11	21.82 AV	54	-32.18	-81.81	8.37	-73.44

Note: Margin value = Emission Level - Limit value

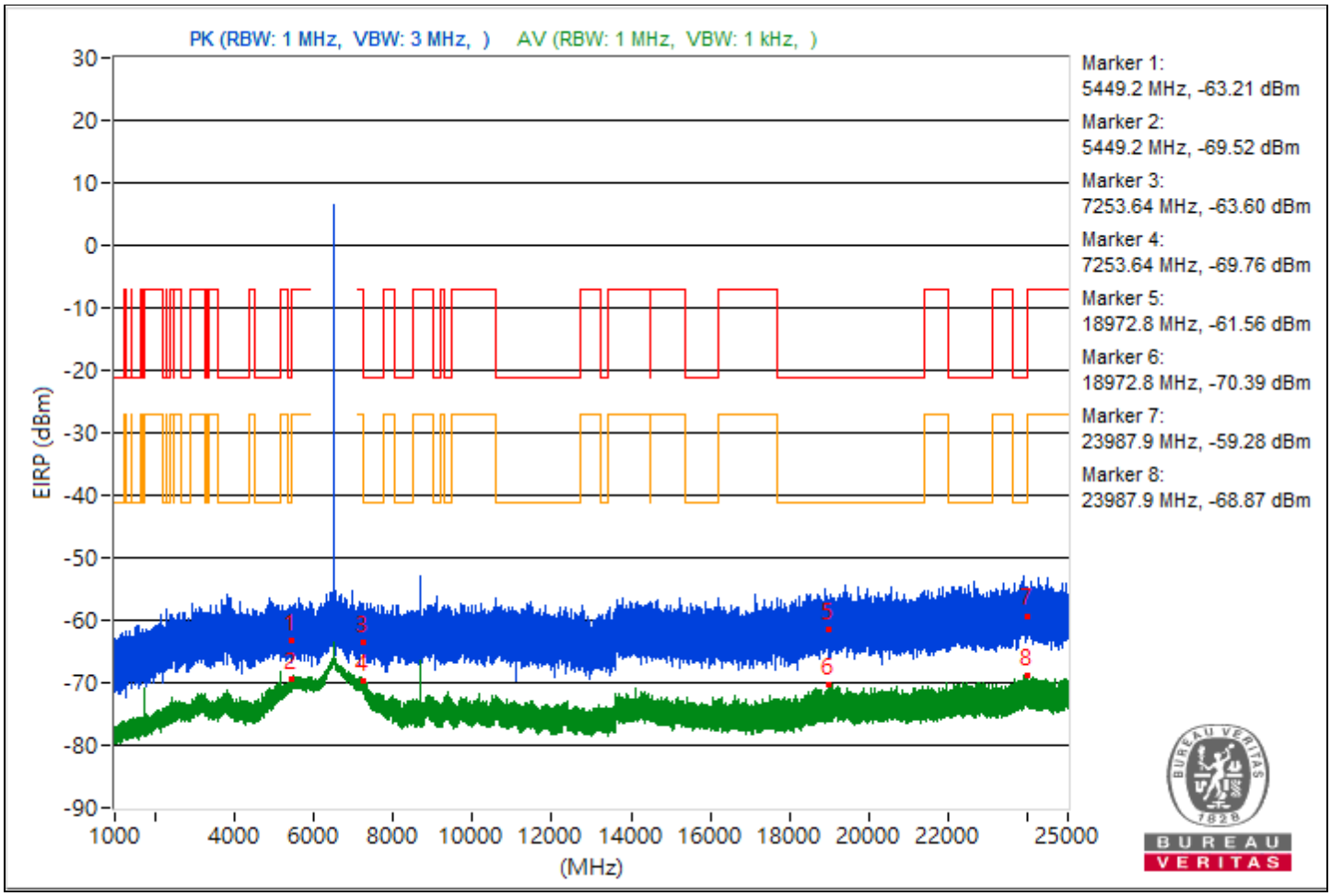

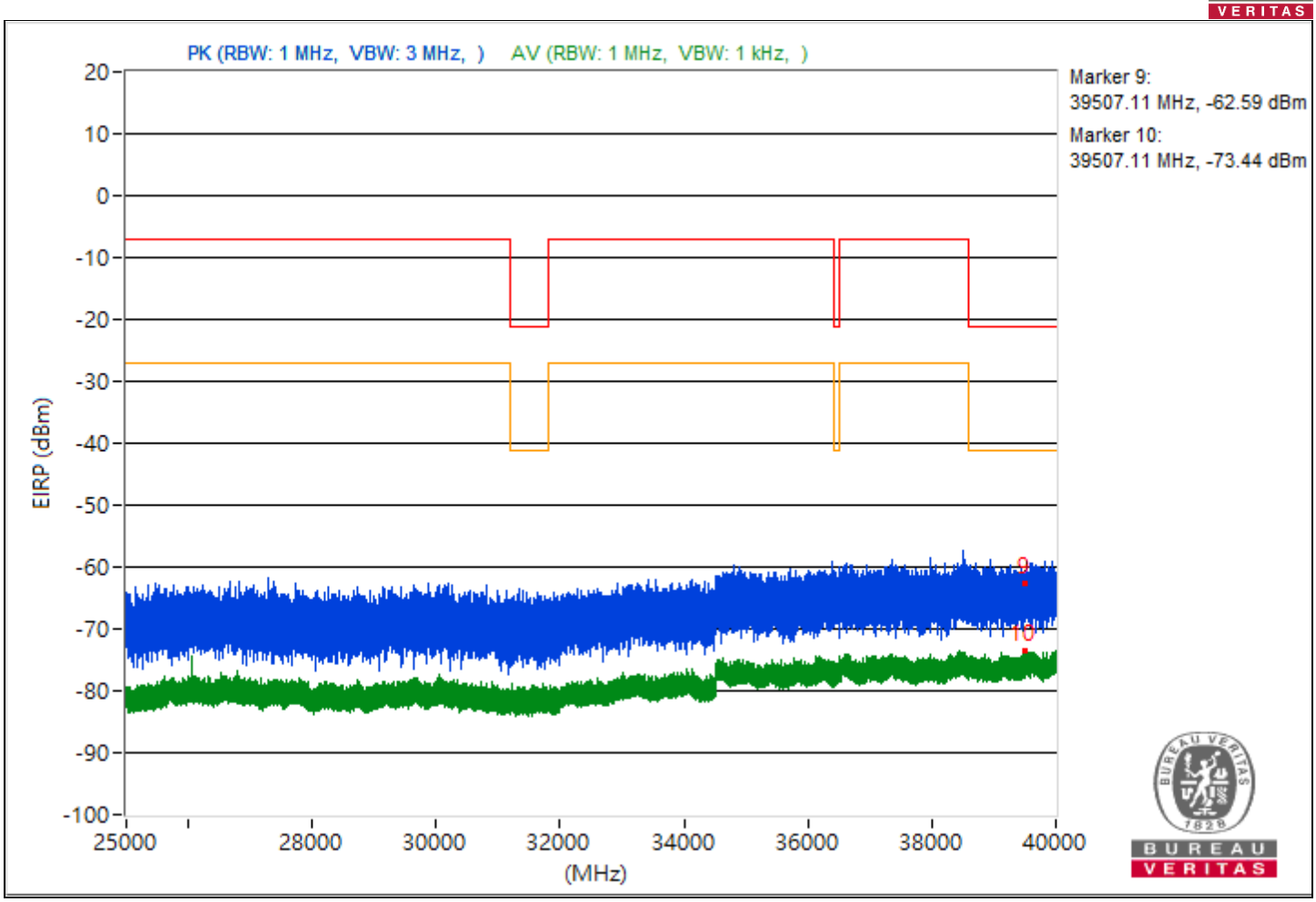
PK (RBW: 1 MHz, VBW: 3 MHz,)
AV (RBW: 1 MHz, VBW: 1 kHz,)
Marker 9:
39507.11 MHz, -62.59 dBm
Marker 10:
39507.11 MHz, -73.44 dBm
EIRP (dBm)
20
10
0
-10
-20
-30
-40
-50
-60
-70
-80
-90
-100
25000
28000
30000
32000
34000
36000
38000
40000
(MHz)
9
10

RF Mode	802.11be (EHT20) 26-tone RU	Channel	CH 117：6535 MHz
Frequency Range	1 GHz ~ 40 GHz	Environmental Conditions	25°C, 60% RH
Tested By	Dolly Chung		

Conducted Unwanted Emissions							
No.	Frequency (MHz)	Emission Level (dBuV/m)	Limit (dBuV/m)	Margin (dB)	Raw Value Chain 0 (dBm)	Correction Factor (dB)	EIRP Level (dBm)
1	5452.31	34.89 PK	74	-39.11	-68.74	8.37	-60.37
2	5452.31	25.21 AV	54	-28.79	-78.42	8.37	-70.05
3	7255.12	36.81 PK	74	-37.19	-66.82	8.37	-58.45
4	7255.12	25.26 AV	54	-28.74	-78.37	8.37	-70
5	20898.2	35.84 PK	74	-38.16	-67.79	8.37	-59.42
6	20898.2	24.2 AV	54	-29.8	-79.43	8.37	-71.06
7	23970	38.51 PK	74	-35.49	-65.12	8.37	-56.75
8	23970	25.29 AV	54	-28.71	-78.34	8.37	-69.97
9	39563.56	32.94 PK	74	-41.06	-70.69	8.37	-62.32
10	39563.56	20.56 AV	54	-33.44	-83.07	8.37	-74.7

Note: Margin value = Emission Level - Limit value

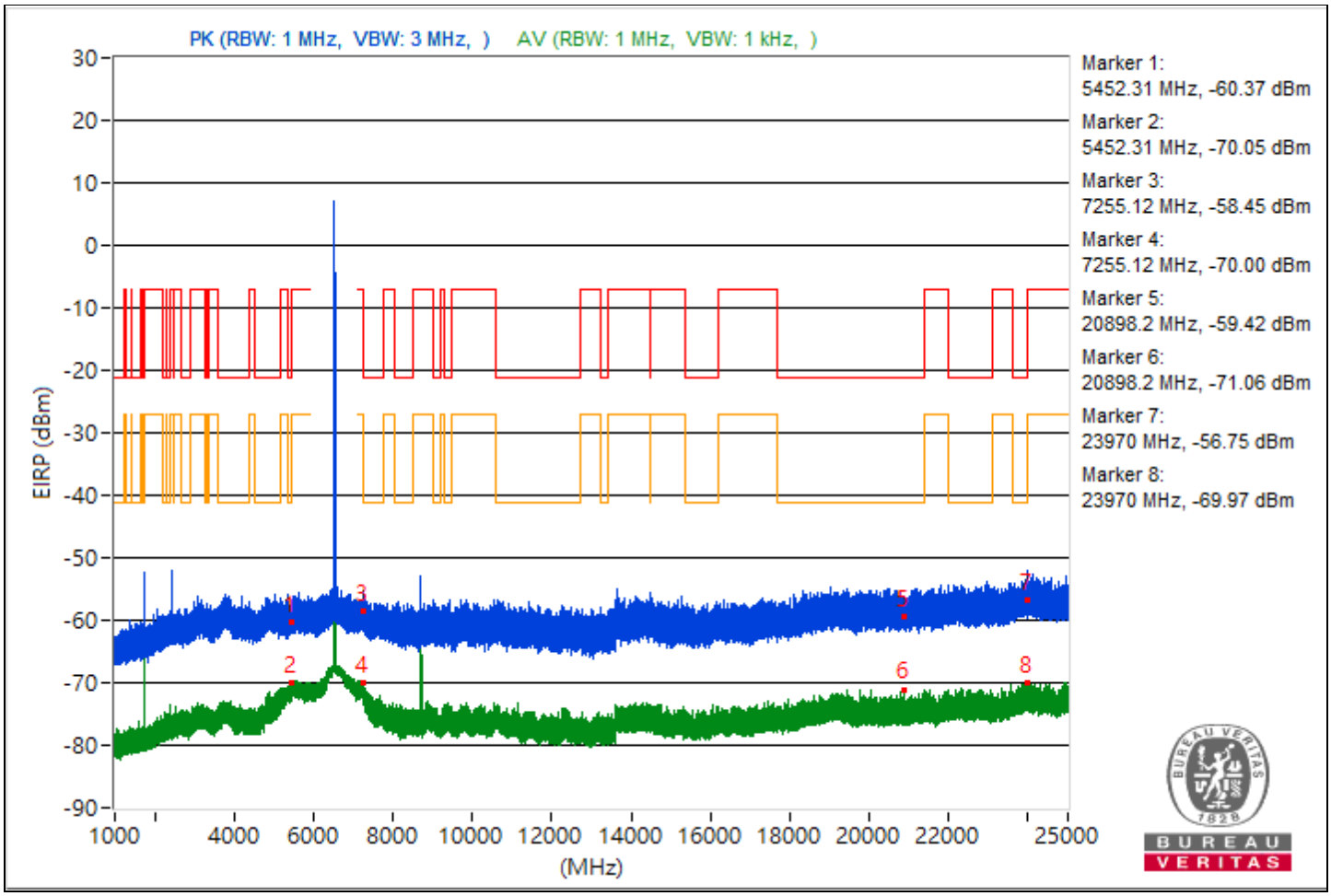

PK (RBW: 1 MHz, VBW: 3 MHz,)
AV (RBW: 1 MHz, VBW: 1 kHz,)
Marker 9:
39563.56 MHz, -62.32 dBm
Marker 10:
39563.56 MHz, -74.70 dBm
EIRP (dBm)
20
10
0
-10
-20
-30
-40
-50
-60
-70
-80
-90
-100
25000
28000
30000
32000
34000
36000
38000
40000
(MHz)
9
10

RF Mode	802.11be (EHT20) 26-tone RU	Channel	CH 185：6875 MHz
Frequency Range	1 GHz ~ 40 GHz	Environmental Conditions	25°C, 60% RH
Tested By	Dolly Chung		

Conducted Unwanted Emissions							
No.	Frequency (MHz)	Emission Level (dBuV/m)	Limit (dBuV/m)	Margin (dB)	Raw Value Chain 0 (dBm)	Correction Factor (dB)	EIRP Level (dBm)
1	5453.71	34.31 PK	74	-39.69	-69.32	8.37	-60.95
2	5453.71	25.89 AV	54	-28.11	-77.74	8.37	-69.37
3	9166.67	41.85 PK	74	-32.15	-61.78	8.37	-53.41
4	9166.67	40.23 AV	54	-13.77	-63.4	8.37	-55.03
5	19287.7	35.34 PK	74	-38.66	-68.29	8.37	-59.92
6	19287.7	24.72 AV	54	-29.28	-78.91	8.37	-70.54
7	23859.4	39.31 PK	74	-34.69	-64.32	8.37	-55.95
8	23859.4	26.55 AV	54	-27.45	-77.08	8.37	-68.71
9	39975.11	28.52 PK	74	-45.48	-75.11	8.37	-66.74
10	39975.11	21.78 AV	54	-32.22	-81.85	8.37	-73.48

Note: Margin value = Emission Level - Limit value

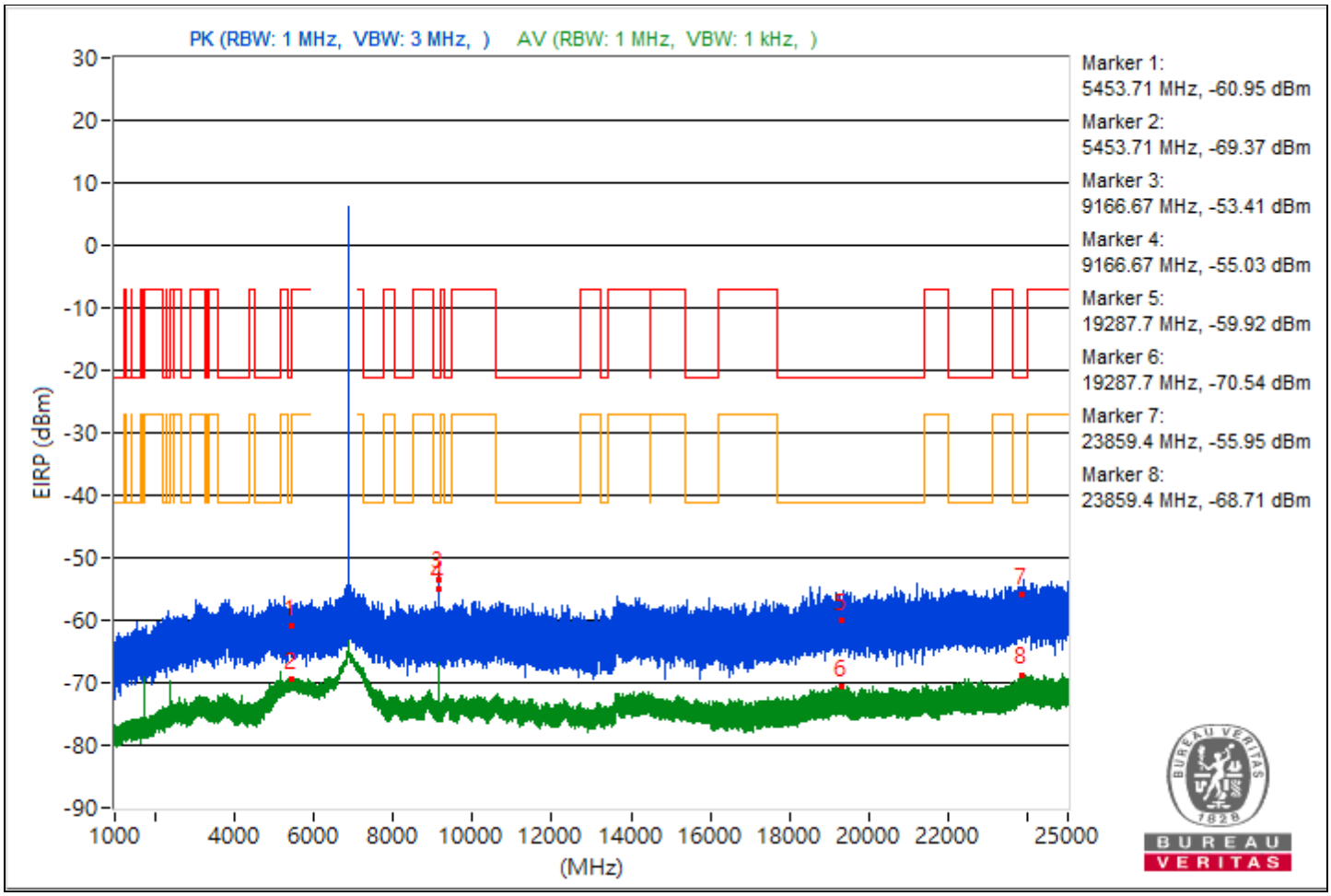

PK (RBW: 1 MHz, VBW: 3 MHz,)
AV (RBW: 1 MHz, VBW: 1 kHz,)
Marker 9:
39975.11 MHz, -66.74 dBm
Marker 10:
39975.11 MHz, -73.48 dBm
EIRP (dBm)
20
10
0
-10
-20
-30
-40
-50
-60
-70
-80
-90
-100
25000
28000
30000
32000
34000
36000
38000
40000
(MHz)

RF Mode	802.11be (EHT20) 26-tone RU	Channel	CH 209：6995 MHz
Frequency Range	1 GHz ~ 40 GHz	Environmental Conditions	25°C, 60% RH
Tested By	Dolly Chung		

Conducted Unwanted Emissions							
No.	Frequency (MHz)	Emission Level (dBuV/m)	Limit (dBuV/m)	Margin (dB)	Raw Value Chain 0 (dBm)	Correction Factor (dB)	EIRP Level (dBm)
1	5448.81	34.38 PK	74	-39.62	-69.25	8.37	-60.88
2	5448.81	25.2 AV	54	-28.8	-78.43	8.37	-70.06
3	9326.4	40.06 PK	74	-33.94	-63.57	8.37	-55.2
4	9326.4	37.77 AV	54	-16.23	-65.86	8.37	-57.49
5	19372.7	35.63 PK	74	-38.37	-68	8.37	-59.63
6	19372.7	24.23 AV	54	-29.77	-79.4	8.37	-71.03
7	23933.2	35.45 PK	74	-38.55	-68.18	8.37	-59.81
8	23933.2	25.75 AV	54	-28.25	-77.88	8.37	-69.51
9	39980.18	31.63 PK	74	-42.37	-72	8.37	-63.63
10	39980.18	20.59 AV	54	-33.41	-83.04	8.37	-74.67

Note: Margin value = Emission Level - Limit value

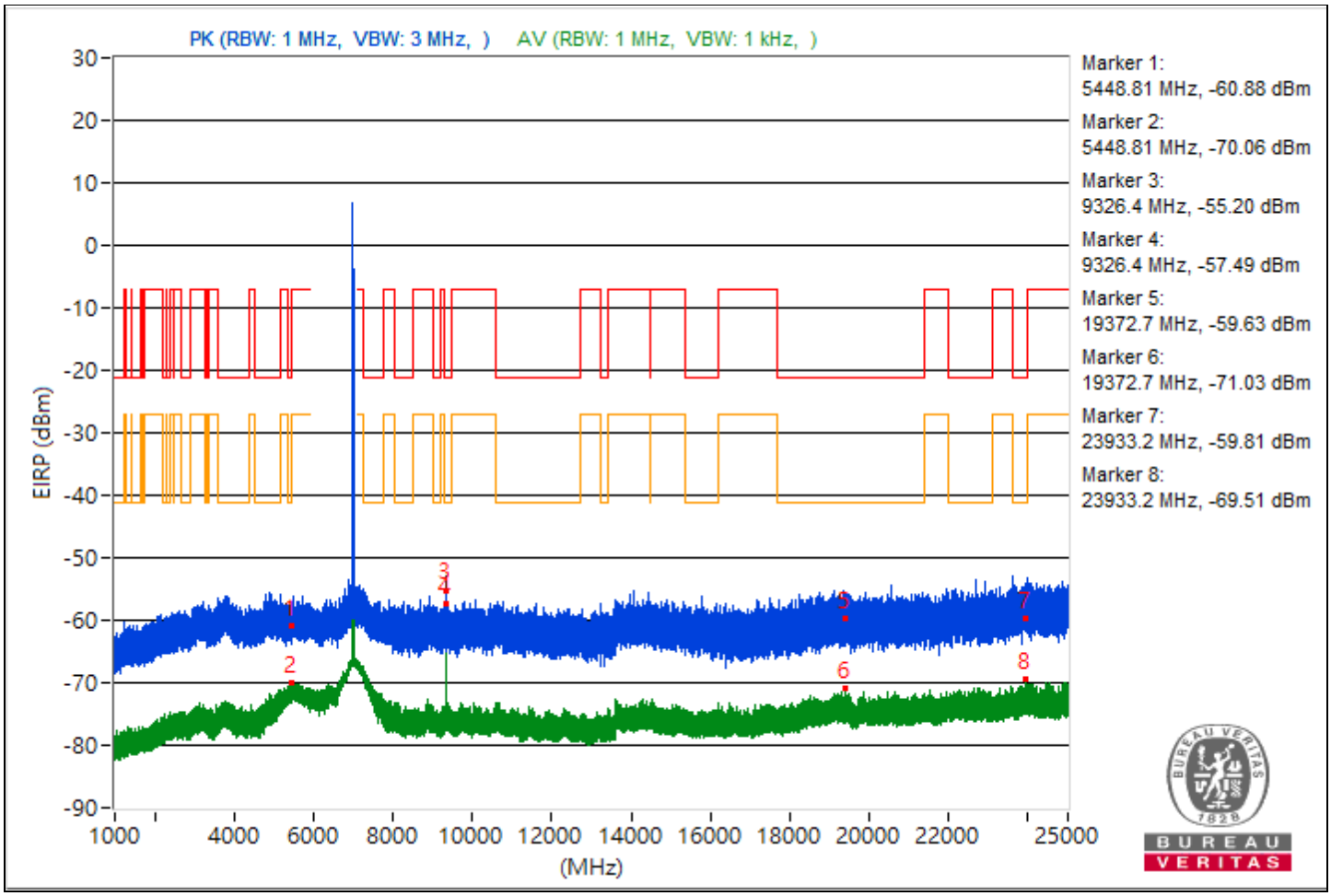

PK (RBW: 1 MHz, VBW: 3 MHz,)
AV (RBW: 1 MHz, VBW: 1 kHz,)
Marker 9:
39980.18 MHz, -63.63 dBm
Marker 10:
39980.18 MHz, -74.67 dBm
EIRP (dBm)
20
10
0
-10
-20
-30
-40
-50
-60
-70
-80
-90
-100
25000
28000
30000
32000
34000
36000
38000
40000
(MHz)

RF Mode	802.11be (EHT20) 26-tone RU	Channel	CH 233：7115 MHz
Frequency Range	1 GHz ~ 40 GHz	Environmental Conditions	25°C, 60% RH
Tested By	Dolly Chung		

Conducted Unwanted Emissions							
No.	Frequency (MHz)	Emission Level (dBuV/m)	Limit (dBuV/m)	Margin (dB)	Raw Value Chain 0 (dBm)	Correction Factor (dB)	EIRP Level (dBm)
1	5458.92	36 PK	74	-38	-67.63	8.37	-59.26
2	5458.92	25.65 AV	54	-28.35	-77.98	8.37	-69.61
3	9487.02	34.04 PK	74	-39.96	-69.59	8.37	-61.22
4	9487.02	33.12 AV	54	-20.88	-70.51	8.37	-62.14
5	19424	34.64 PK	74	-39.36	-68.99	8.37	-60.62
6	19424	24.85 AV	54	-29.15	-78.78	8.37	-70.41
7	23641.3	37.29 PK	74	-36.71	-66.34	8.37	-57.97
8	23641.3	24.55 AV	54	-29.45	-79.08	8.37	-70.71
9	39620.36	30.88 PK	74	-43.12	-72.75	8.37	-64.38
10	39620.36	20.17 AV	54	-33.83	-83.46	8.37	-75.09

Note: Margin value = Emission Level - Limit value

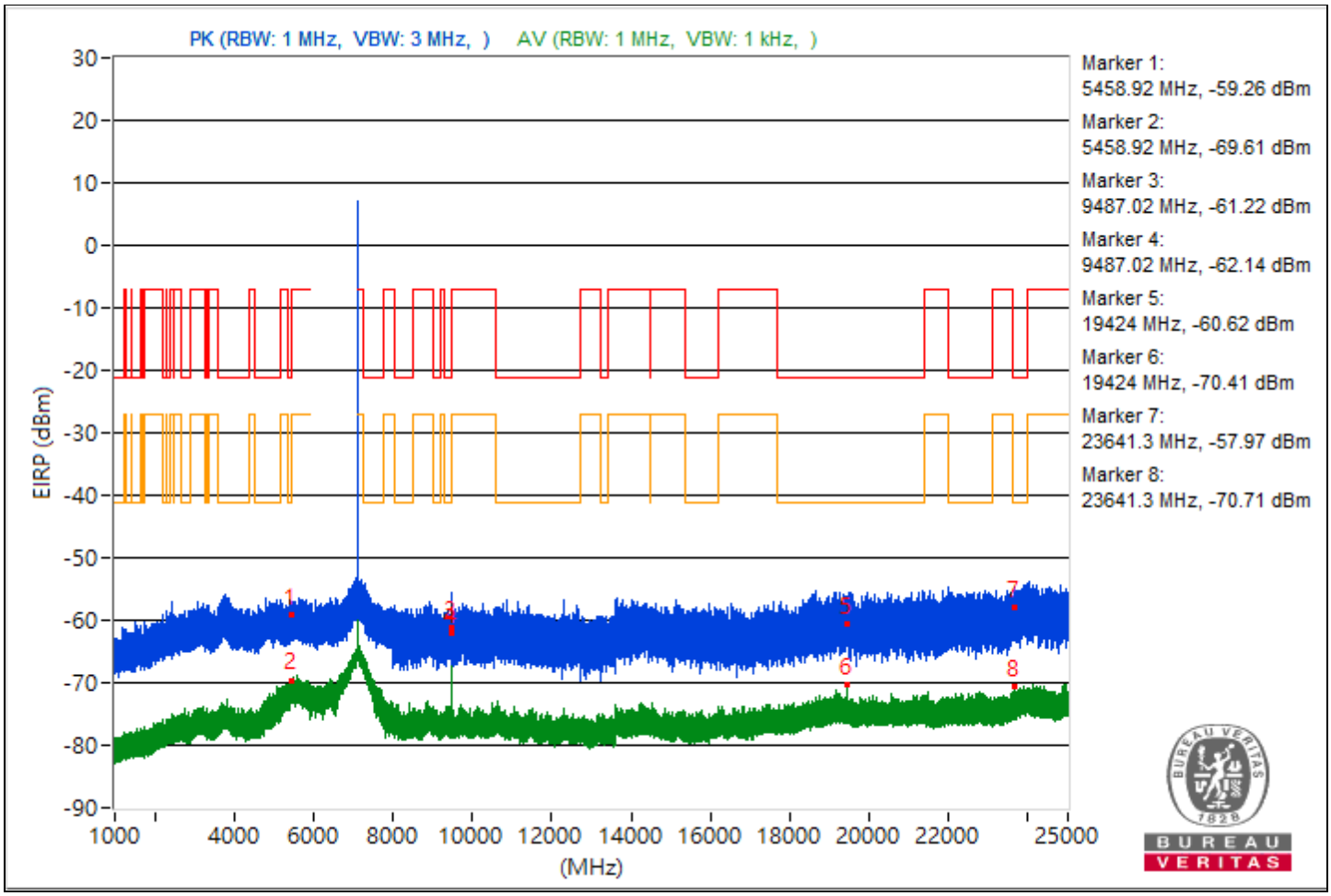

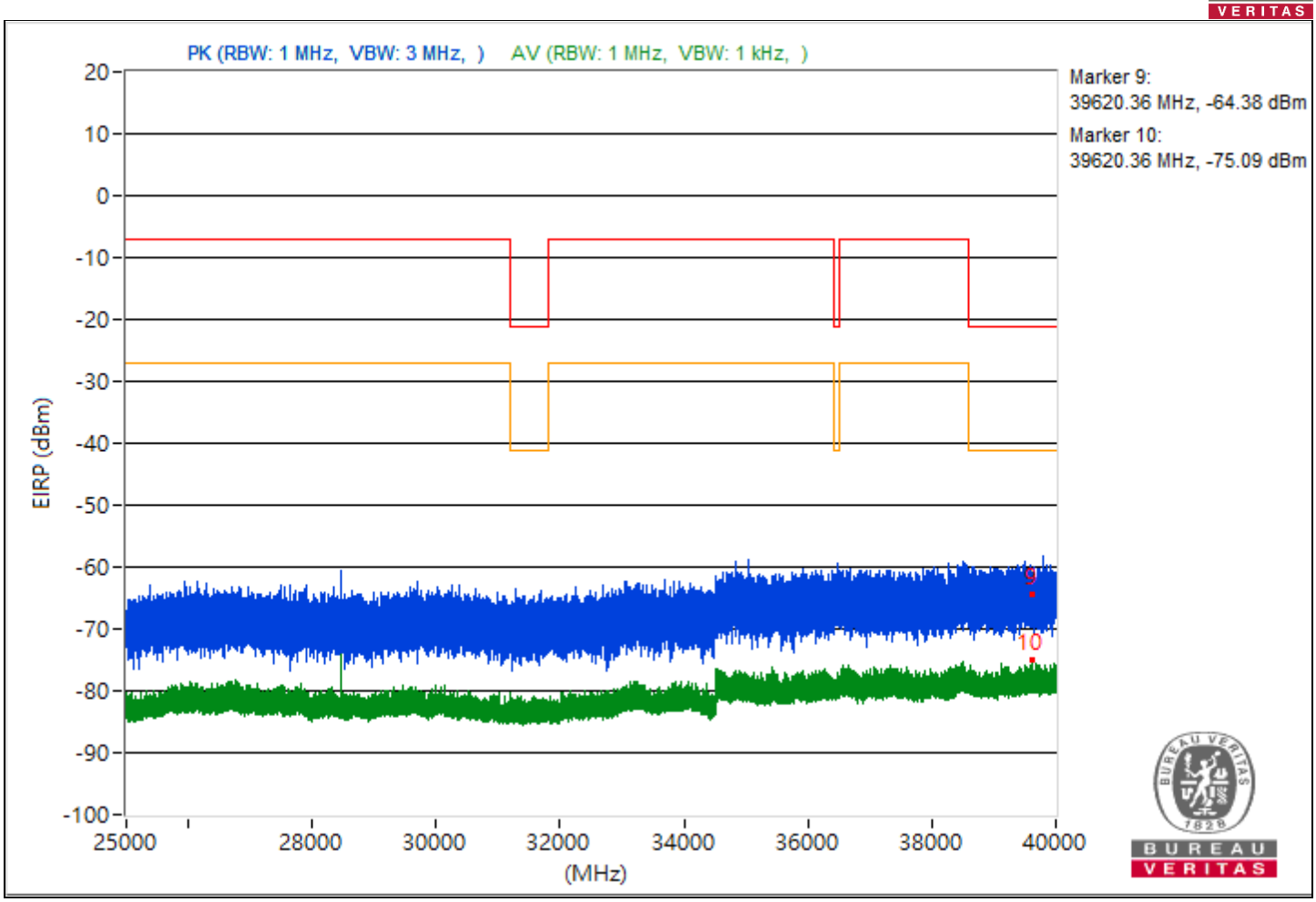
PK (RBW: 1 MHz, VBW: 3 MHz,)
AV (RBW: 1 MHz, VBW: 1 kHz,)
Marker 9:
39620.36 MHz, -64.38 dBm
Marker 10:
39620.36 MHz, -75.09 dBm
EIRP (dBm)
20
10
0
-10
-20
-30
-40
-50
-60
-70
-80
-90
-100
25000
28000
30000
32000
34000
36000
38000
40000
(MHz)
9
10

RF Mode	802.11be (EHT20) 52-tone RU	Channel	CH 1：5955 MHz
Frequency Range	1 GHz ~ 40 GHz	Environmental Conditions	25°C, 60% RH
Tested By	Dolly Chung		

Conducted Unwanted Emissions							
No.	Frequency (MHz)	Emission Level (dBuV/m)	Limit (dBuV/m)	Margin (dB)	Raw Value Chain 0 (dBm)	Correction Factor (dB)	EIRP Level (dBm)
1	5459.7	33.39 PK	74	-40.61	-70.24	8.37	-61.87
2	5459.7	26.54 AV	54	-27.46	-77.09	8.37	-68.72
3	#7940.03	44.47 PK	88.26	-43.79	-59.16	8.37	-50.79
4	#7940.03	43.33 AV	68.26	-24.93	-60.3	8.37	-51.93
5	21180.2	33.56 PK	74	-40.44	-70.07	8.37	-61.7
6	21180.2	25.22 AV	54	-28.78	-78.41	8.37	-70.04
7	23796.6	39.51 PK	74	-34.49	-64.12	8.37	-55.75
8	23796.6	26.63 AV	54	-27.37	-77	8.37	-68.63
9	39700	33.08 PK	74	-40.92	-70.55	8.37	-62.18
10	39700	24.33 AV	54	-29.67	-79.3	8.37	-70.93

Notes:

1. Margin value = Emission Level - Limit value
2. " # ": The radiated frequency is out of the restricted band.

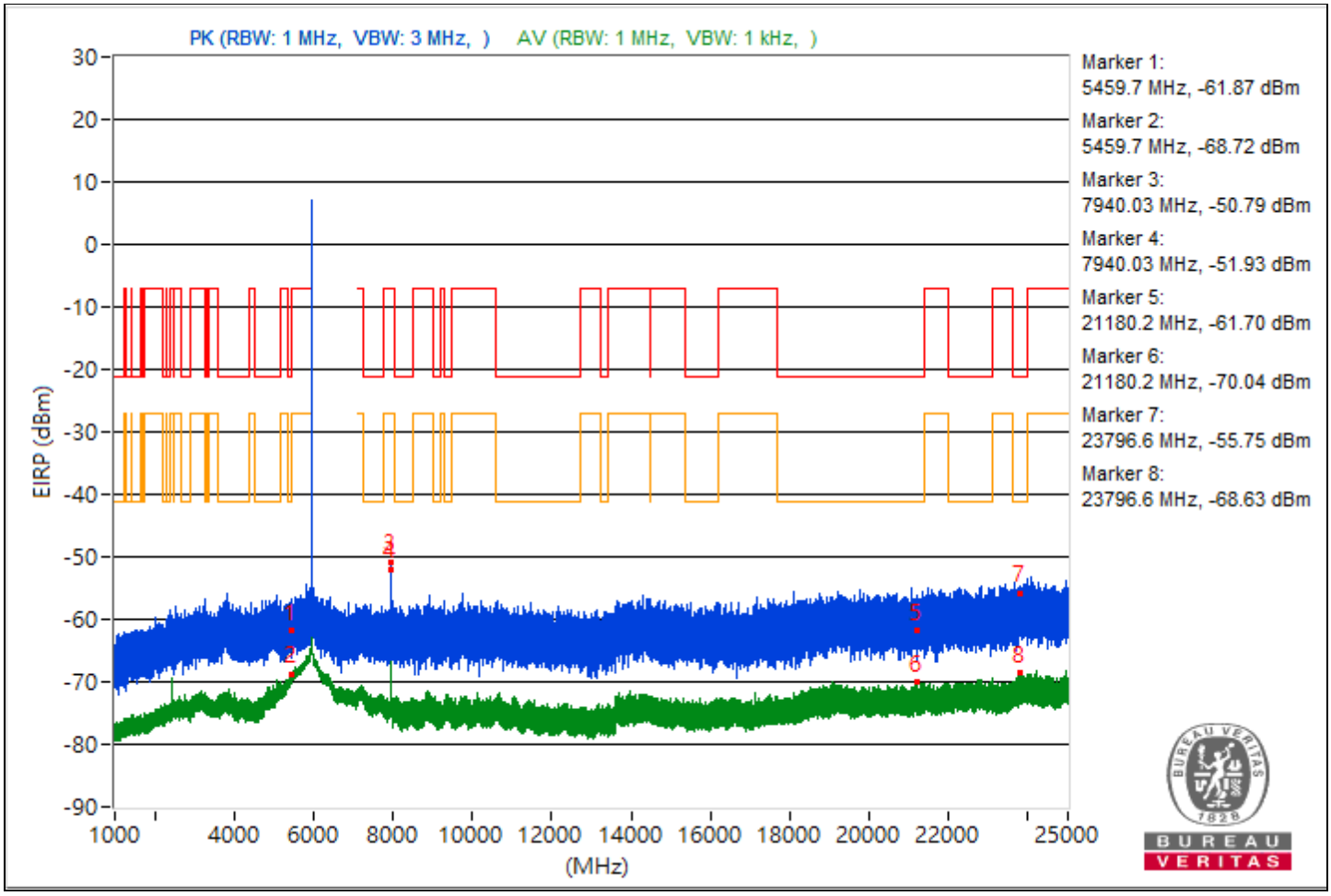

PK (RBW: 1 MHz, VBW: 3 MHz,)
AV (RBW: 1 MHz, VBW: 1 kHz,)
Marker 9:
39700 MHz, -62.18 dBm
Marker 10:
39700 MHz, -70.93 dBm
EIRP (dBm)
20
10
0
-10
-20
-30
-40
-50
-60
-70
-80
-90
-100
25000
28000
30000
32000
34000
36000
38000
40000
(MHz)
9
10

RF Mode	802.11be (EHT20) 52-tone RU	Channel	CH 93：6415 MHz
Frequency Range	1 GHz ~ 40 GHz	Environmental Conditions	25°C, 60% RH
Tested By	Dolly Chung		

Conducted Unwanted Emissions							
No.	Frequency (MHz)	Emission Level (dBuV/m)	Limit (dBuV/m)	Margin (dB)	Raw Value Chain 0 (dBm)	Correction Factor (dB)	EIRP Level (dBm)
1	5449.43	37.07 PK	74	-36.93	-66.56	8.37	-58.19
2	5449.43	25.47 AV	54	-28.53	-78.16	8.37	-69.79
3	#8553.42	42.43 PK	88.26	-45.83	-61.2	8.37	-52.83
4	#8553.42	40.32 AV	68.26	-27.94	-63.31	8.37	-54.94
5	19054.9	34.39 PK	74	-39.61	-69.24	8.37	-60.87
6	19054.9	25.37 AV	54	-28.63	-78.26	8.37	-69.89
7	23801.5	36.57 PK	74	-37.43	-67.06	8.37	-58.69
8	23801.5	26.54 AV	54	-27.46	-77.09	8.37	-68.72
9	39683.91	28.63 PK	74	-45.37	-75	8.37	-66.63
10	39683.91	21.61 AV	54	-32.39	-82.02	8.37	-73.65

Notes:

1. Margin value = Emission Level - Limit value
2. " # ": The radiated frequency is out of the restricted band.

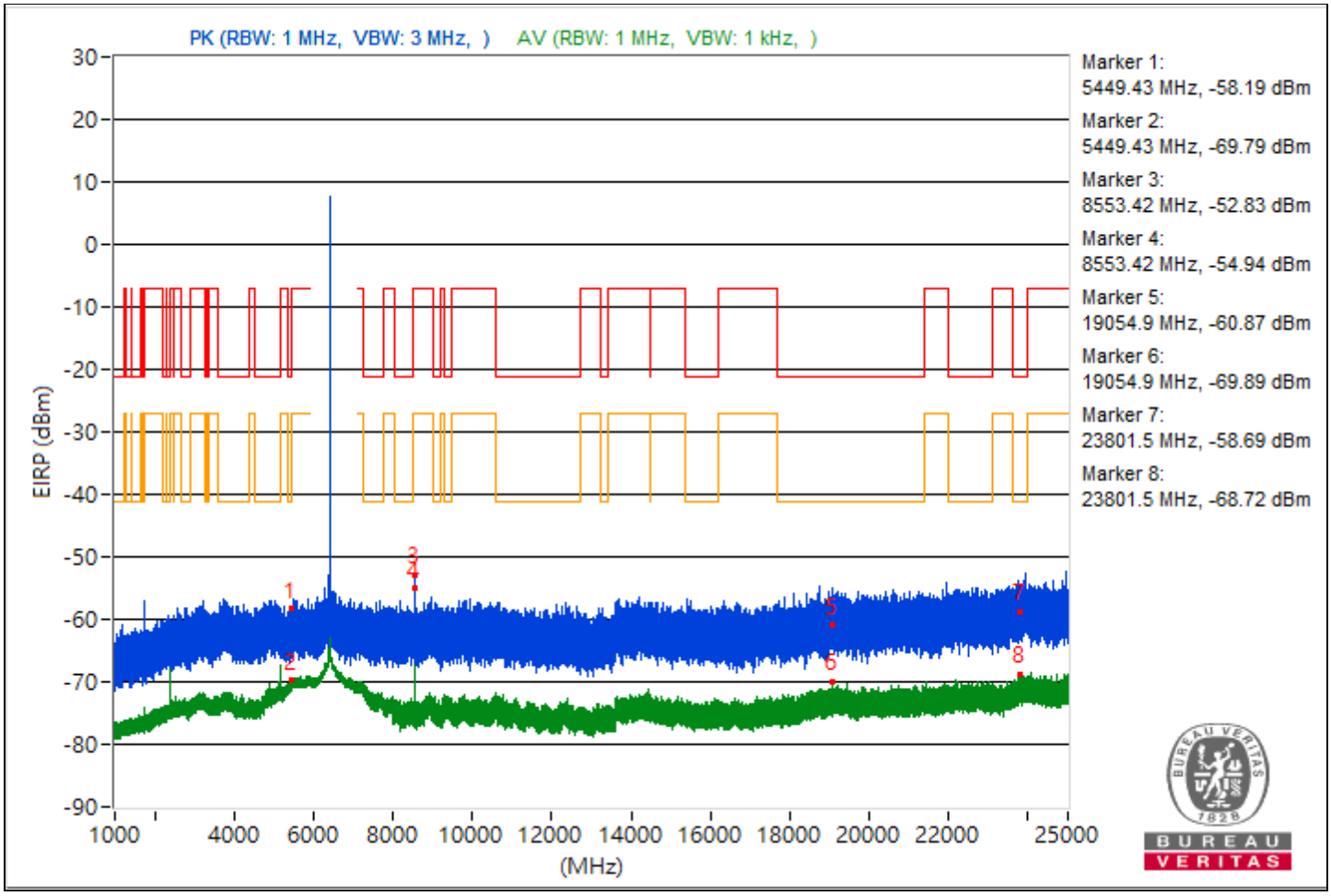

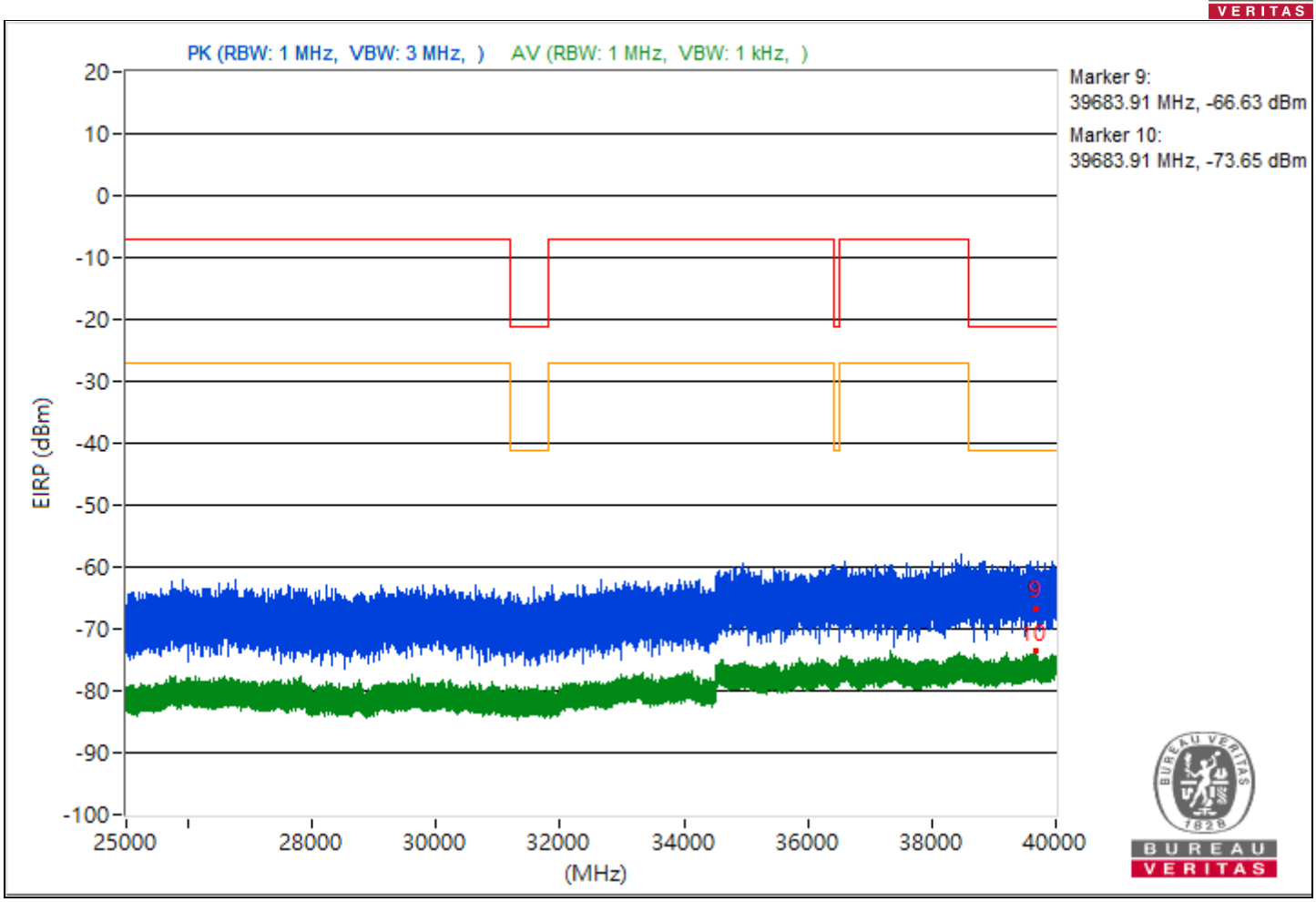
PK (RBW: 1 MHz, VBW: 3 MHz,)
AV (RBW: 1 MHz, VBW: 1 kHz,)
Marker 9:
39683.91 MHz, -66.63 dBm
Marker 10:
39683.91 MHz, -73.65 dBm
EIRP (dBm)
20
10
0
-10
-20
-30
-40
-50
-60
-70
-80
-90
-100
25000
28000
30000
32000
34000
36000
38000
40000
(MHz)
9
10

RF Mode	802.11be (EHT20) 52-tone RU	Channel	CH 97：6435 MHz
Frequency Range	1 GHz ~ 40 GHz	Environmental Conditions	25°C, 60% RH
Tested By	Dolly Chung		

Conducted Unwanted Emissions							
No.	Frequency (MHz)	Emission Level (dBuV/m)	Limit (dBuV/m)	Margin (dB)	Raw Value Chain 0 (dBm)	Correction Factor (dB)	EIRP Level (dBm)
1	5436.06	34.1 PK	74	-39.9	-69.53	8.37	-61.16
2	5436.06	25.38 AV	54	-28.62	-78.25	8.37	-69.88
3	#8580.09	40.01 PK	88.26	-48.25	-63.62	8.37	-55.25
4	#8580.09	40.22 AV	68.26	-28.04	-63.41	8.37	-55.04
5	19314.1	35.04 PK	74	-38.96	-68.59	8.37	-60.22
6	19314.1	25.68 AV	54	-28.32	-77.95	8.37	-69.58
7	23965.8	37.09 PK	74	-36.91	-66.54	8.37	-58.17
8	23965.8	27.1 AV	54	-26.9	-76.53	8.37	-68.16
9	39981.42	32.93 PK	74	-41.07	-70.7	8.37	-62.33
10	39981.42	22.24 AV	54	-31.76	-81.39	8.37	-73.02

Notes:

1. Margin value = Emission Level - Limit value
2. " # ": The radiated frequency is out of the restricted band.

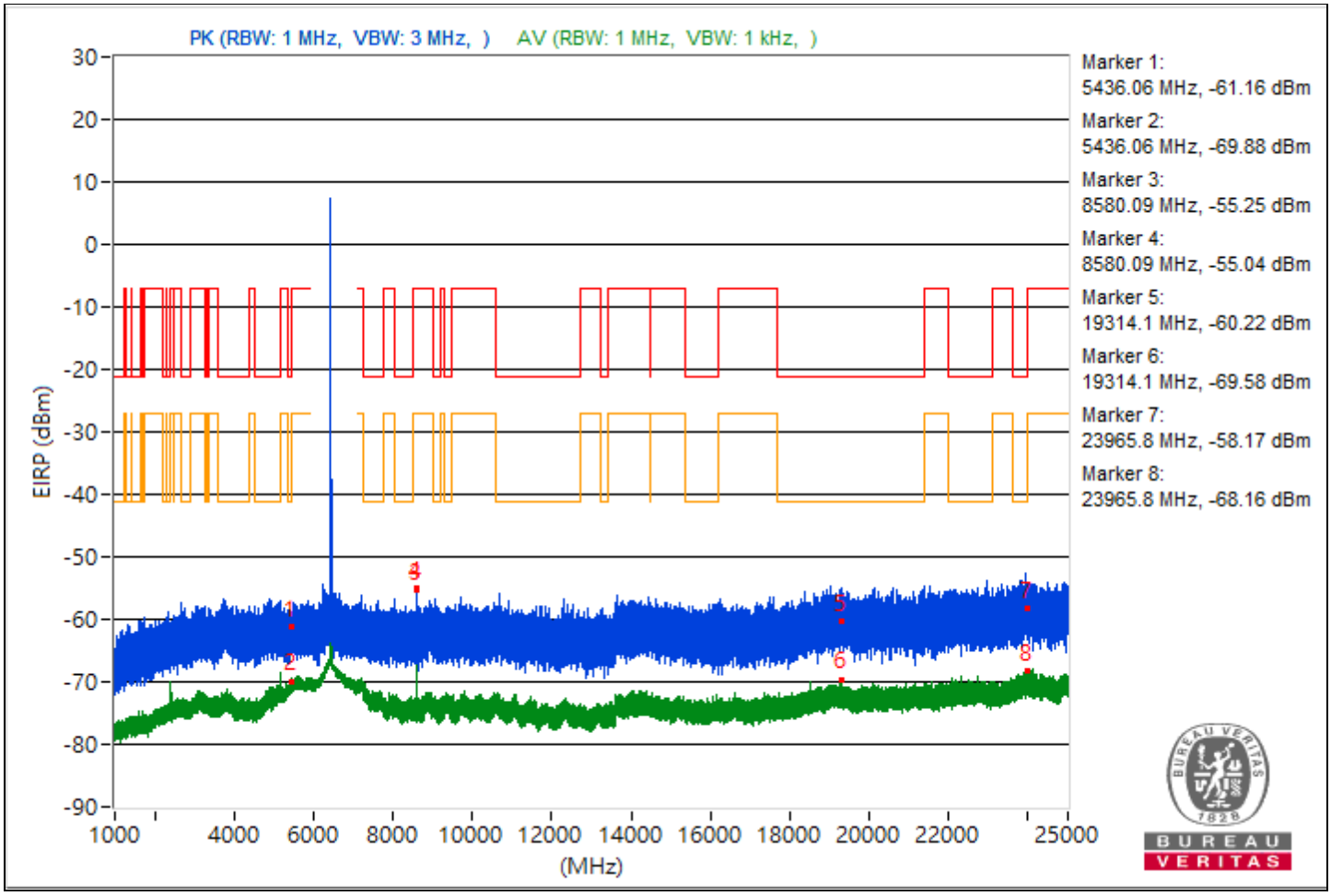

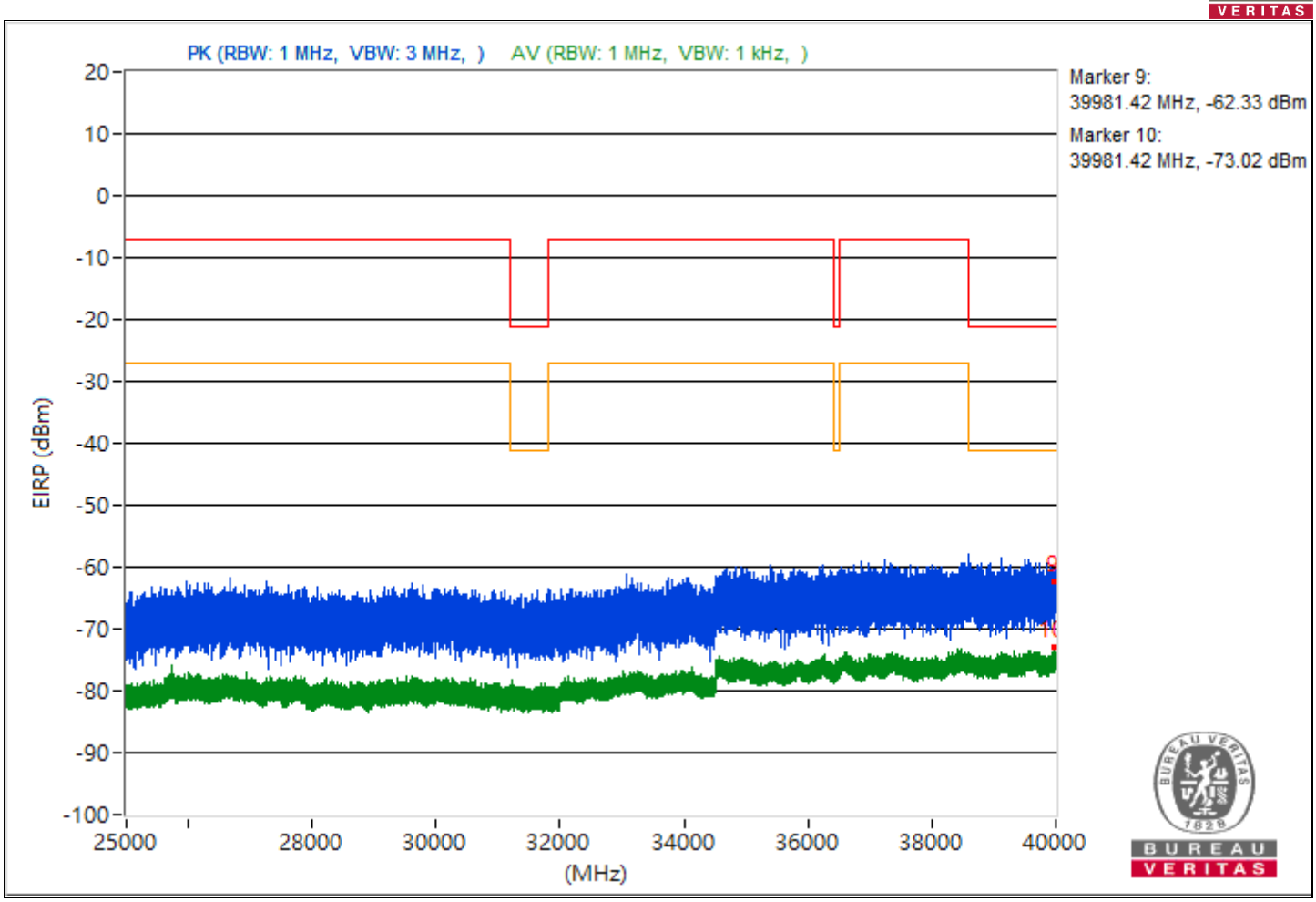
PK (RBW: 1 MHz, VBW: 3 MHz,)
AV (RBW: 1 MHz, VBW: 1 kHz,)
Marker 9:
39981.42 MHz, -62.33 dBm
Marker 10:
39981.42 MHz, -73.02 dBm
EIRP (dBm)
20
10
0
-10
-20
-30
-40
-50
-60
-70
-80
-90
-100
25000
28000
30000
32000
34000
36000
38000
40000
(MHz)

RF Mode	802.11be (EHT20) 52-tone RU	Channel	CH 113：6515 MHz
Frequency Range	1 GHz ~ 40 GHz	Environmental Conditions	25°C, 60% RH
Tested By	Dolly Chung		

Conducted Unwanted Emissions							
No.	Frequency (MHz)	Emission Level (dBuV/m)	Limit (dBuV/m)	Margin (dB)	Raw Value Chain 0 (dBm)	Correction Factor (dB)	EIRP Level (dBm)
1	5441.97	34.27 PK	74	-39.73	-69.36	8.37	-60.99
2	5441.97	25.93 AV	54	-28.07	-77.7	8.37	-69.33
3	#8686.67	40.74 PK	88.26	-47.52	-62.89	8.37	-54.52
4	#8686.67	40.15 AV	68.26	-28.11	-63.48	8.37	-55.11
5	20636.8	33.62 PK	74	-40.38	-70.01	8.37	-61.64
6	20636.8	25.82 AV	54	-28.18	-77.81	8.37	-69.44
7	23776.2	35.59 PK	74	-38.41	-68.04	8.37	-59.67
8	23776.2	27.09 AV	54	-26.91	-76.54	8.37	-68.17
9	39656.71	28.97 PK	74	-45.03	-74.66	8.37	-66.29
10	39656.71	21.88 AV	54	-32.12	-81.75	8.37	-73.38

Notes:

1. Margin value = Emission Level - Limit value
2. " # ": The radiated frequency is out of the restricted band.

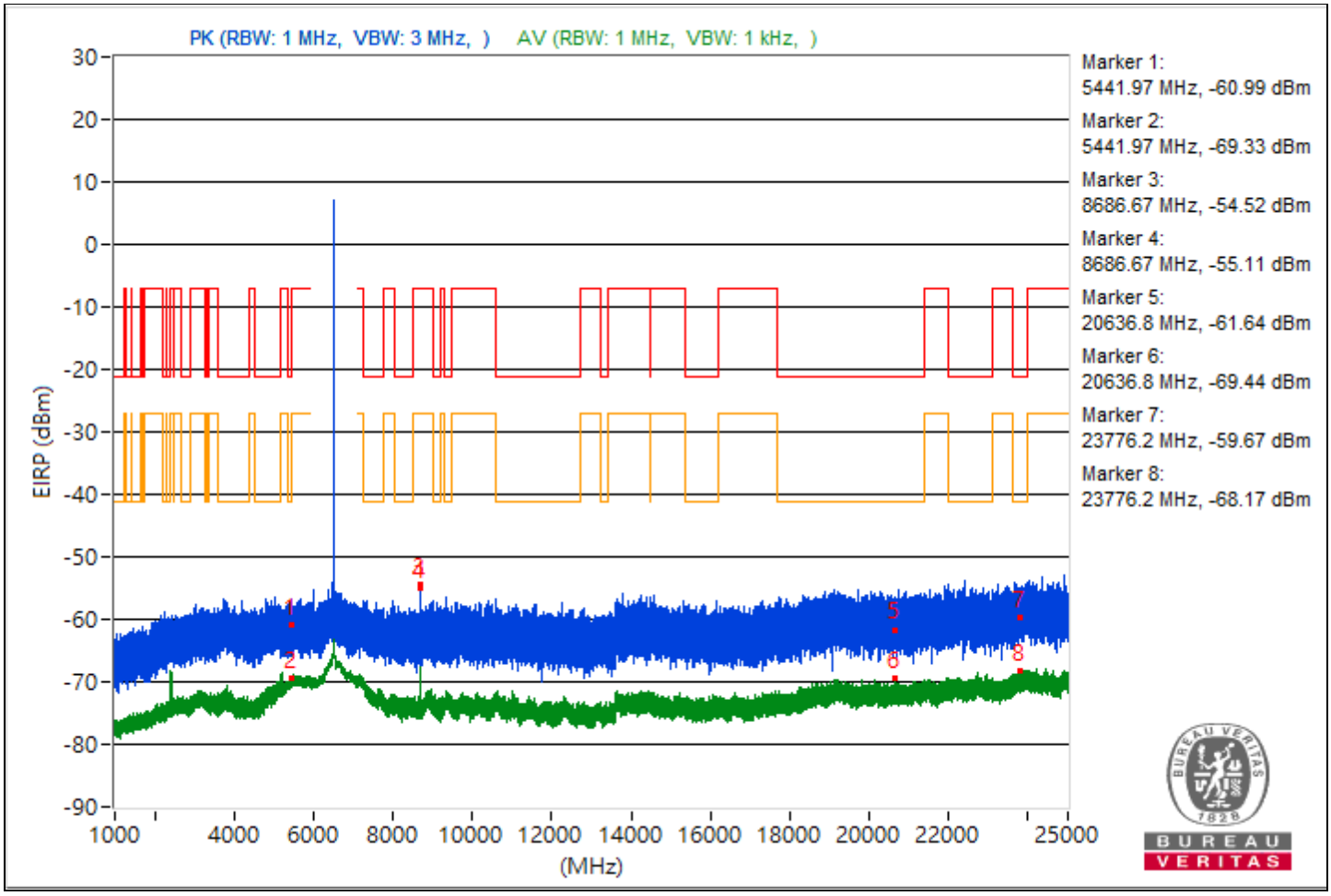

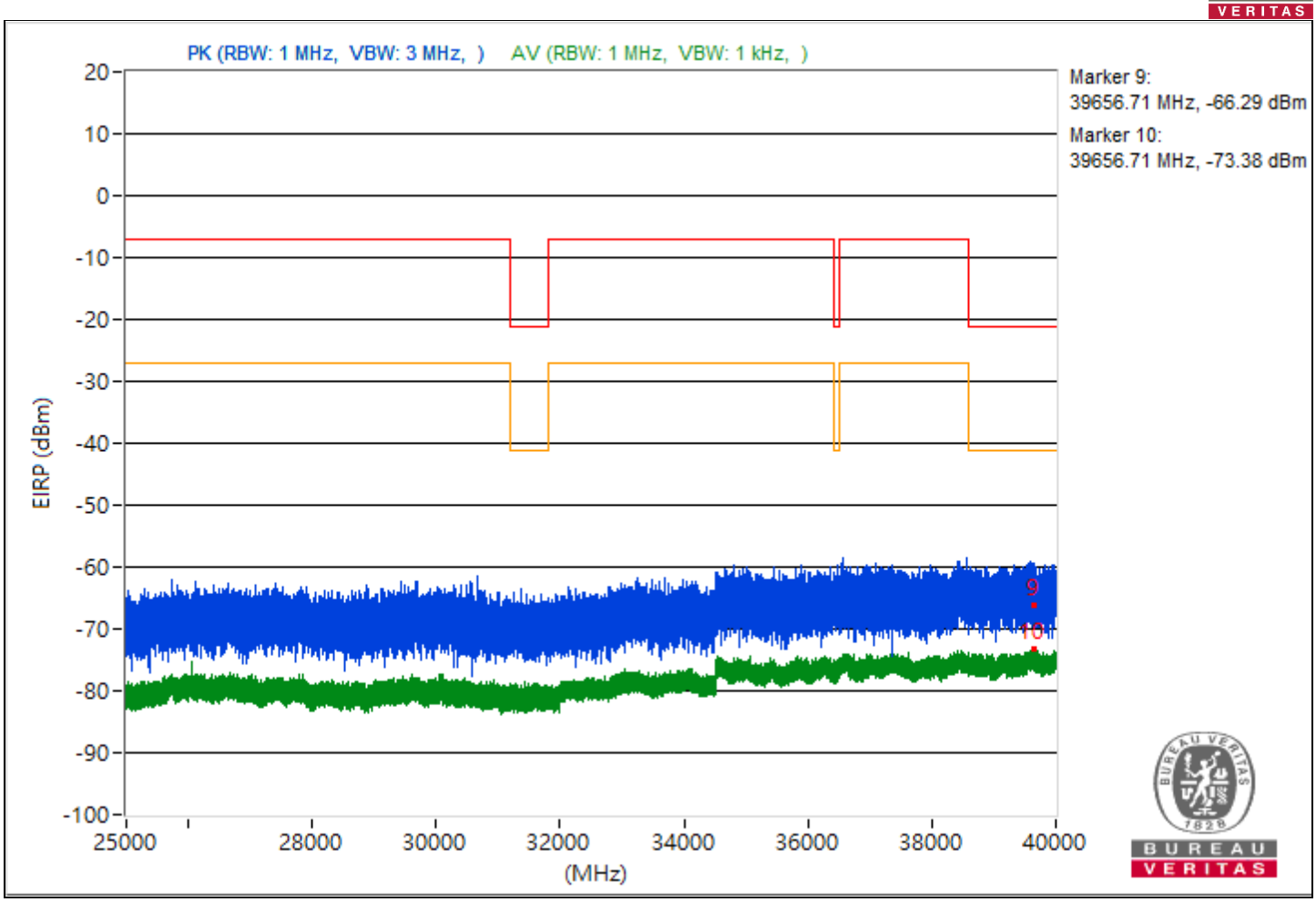
PK (RBW: 1 MHz, VBW: 3 MHz,)
AV (RBW: 1 MHz, VBW: 1 kHz,)
Marker 9:
39656.71 MHz, -66.29 dBm
Marker 10:
39656.71 MHz, -73.38 dBm
EIRP (dBm)
20
10
0
-10
-20
-30
-40
-50
-60
-70
-80
-90
-100
25000
28000
30000
32000
34000
36000
38000
40000
(MHz)
9
10

RF Mode	802.11be (EHT20) 52-tone RU	Channel	CH 117：6535 MHz
Frequency Range	1 GHz ~ 40 GHz	Environmental Conditions	25°C, 60% RH
Tested By	Dolly Chung		

Conducted Unwanted Emissions							
No.	Frequency (MHz)	Emission Level (dBuV/m)	Limit (dBuV/m)	Margin (dB)	Raw Value Chain 0 (dBm)	Correction Factor (dB)	EIRP Level (dBm)
1	5458.77	33.4 PK	74	-40.6	-70.23	8.37	-61.86
2	5458.77	25.79 AV	54	-28.21	-77.84	8.37	-69.47
3	#8713.42	42.79 PK	88.26	-45.47	-60.84	8.37	-52.47
4	#8713.42	40.01 AV	68.26	-28.25	-63.62	8.37	-55.25
5	20137.3	33.88 PK	74	-40.12	-69.75	8.37	-61.38
6	20137.3	25.14 AV	54	-28.86	-78.49	8.37	-70.12
7	23890.9	36.59 PK	74	-37.41	-67.04	8.37	-58.67
8	23890.9	26.7 AV	54	-27.3	-76.93	8.37	-68.56
9	39514.31	30.57 PK	74	-43.43	-73.06	8.37	-64.69
10	39514.31	21.56 AV	54	-32.44	-82.07	8.37	-73.7

Notes:

1. Margin value = Emission Level - Limit value
2. " # ": The radiated frequency is out of the restricted band.

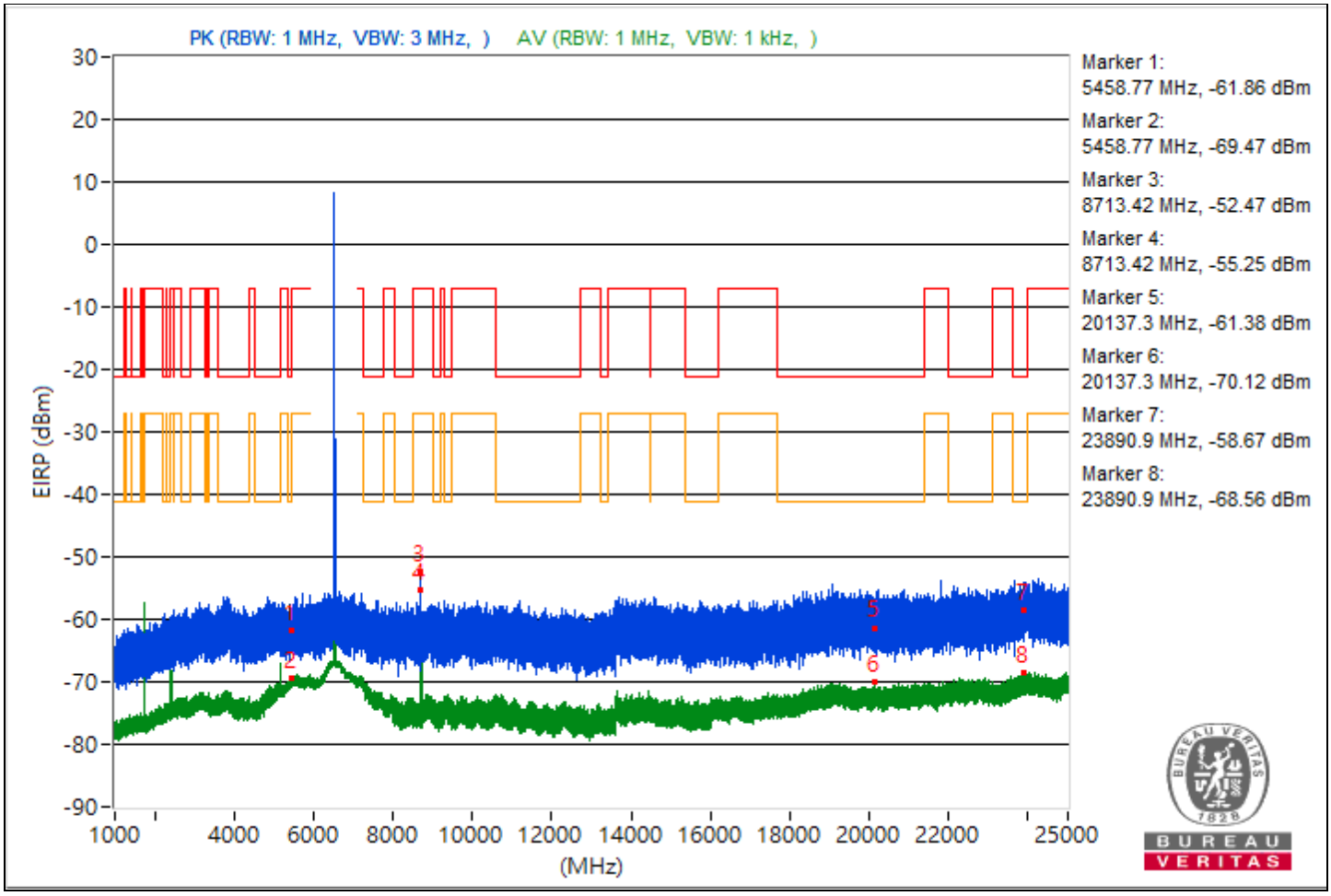

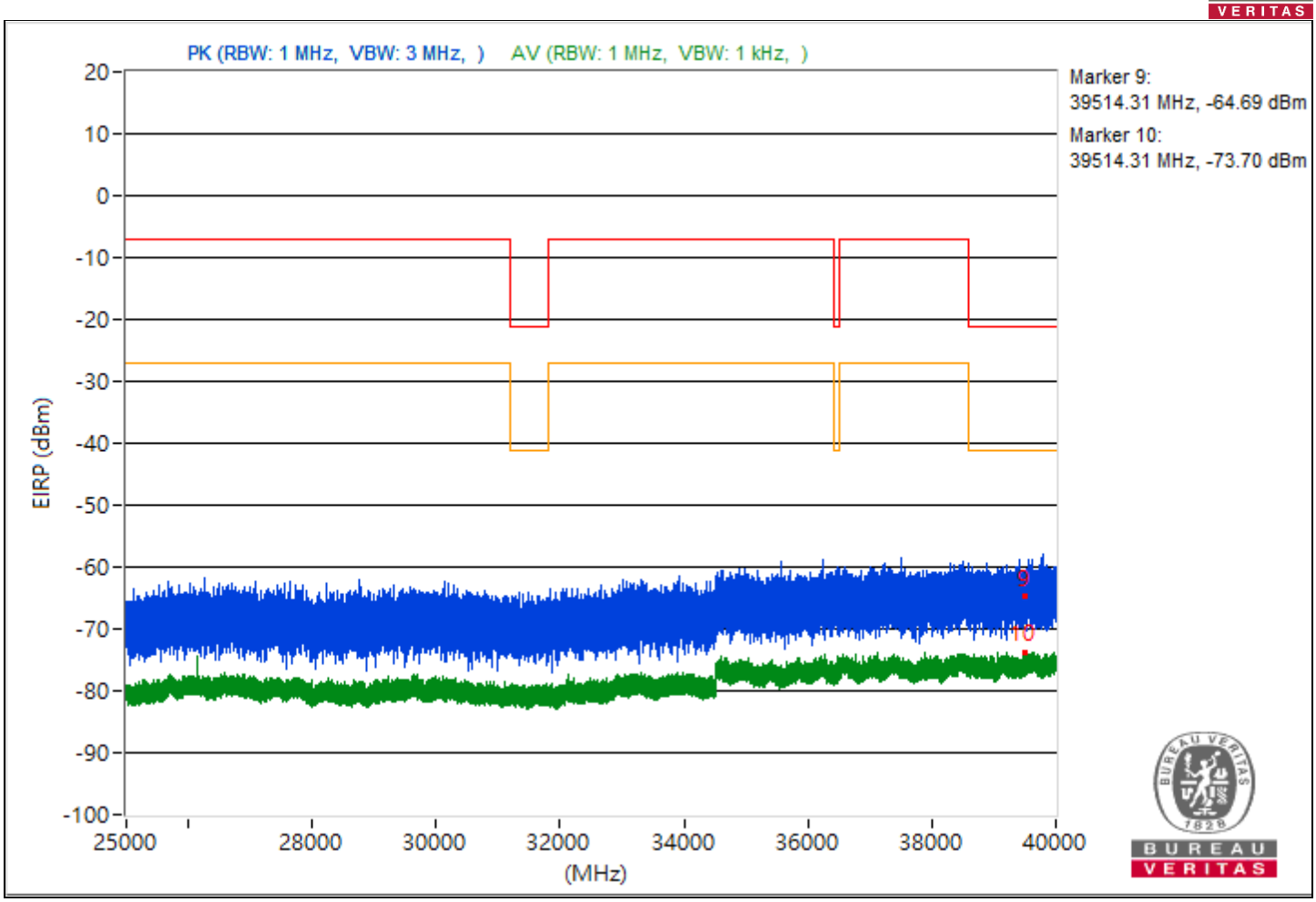
PK (RBW: 1 MHz, VBW: 3 MHz,)
AV (RBW: 1 MHz, VBW: 1 kHz,)
Marker 9:
39514.31 MHz, -64.69 dBm
Marker 10:
39514.31 MHz, -73.70 dBm
EIRP (dBm)
20
10
0
-10
-20
-30
-40
-50
-60
-70
-80
-90
-100
25000
28000
30000
32000
34000
36000
38000
40000
(MHz)
9
10

RF Mode	802.11be (EHT20) 52-tone RU	Channel	CH 185：6875 MHz
Frequency Range	1 GHz ~ 40 GHz	Environmental Conditions	25°C, 60% RH
Tested By	Dolly Chung		

Conducted Unwanted Emissions							
No.	Frequency (MHz)	Emission Level (dBuV/m)	Limit (dBuV/m)	Margin (dB)	Raw Value Chain 0 (dBm)	Correction Factor (dB)	EIRP Level (dBm)
1	5434.97	32.56 PK	74	-41.44	-71.07	8.37	-62.7
2	5434.97	26.18 AV	54	-27.82	-77.45	8.37	-69.08
3	9166.49	42.35 PK	74	-31.65	-61.28	8.37	-52.91
4	9166.49	40.04 AV	54	-13.96	-63.59	8.37	-55.22
5	19254.3	35.54 PK	74	-38.46	-68.09	8.37	-59.72
6	19254.3	25.72 AV	54	-28.28	-77.91	8.37	-69.54
7	23977.4	37.64 PK	74	-36.36	-65.99	8.37	-57.62
8	23977.4	27.48 AV	54	-26.52	-76.15	8.37	-67.78
9	39871.64	29.37 PK	74	-44.63	-74.26	8.37	-65.89
10	39871.64	21.84 AV	54	-32.16	-81.79	8.37	-73.42

Note: Margin value = Emission Level - Limit value

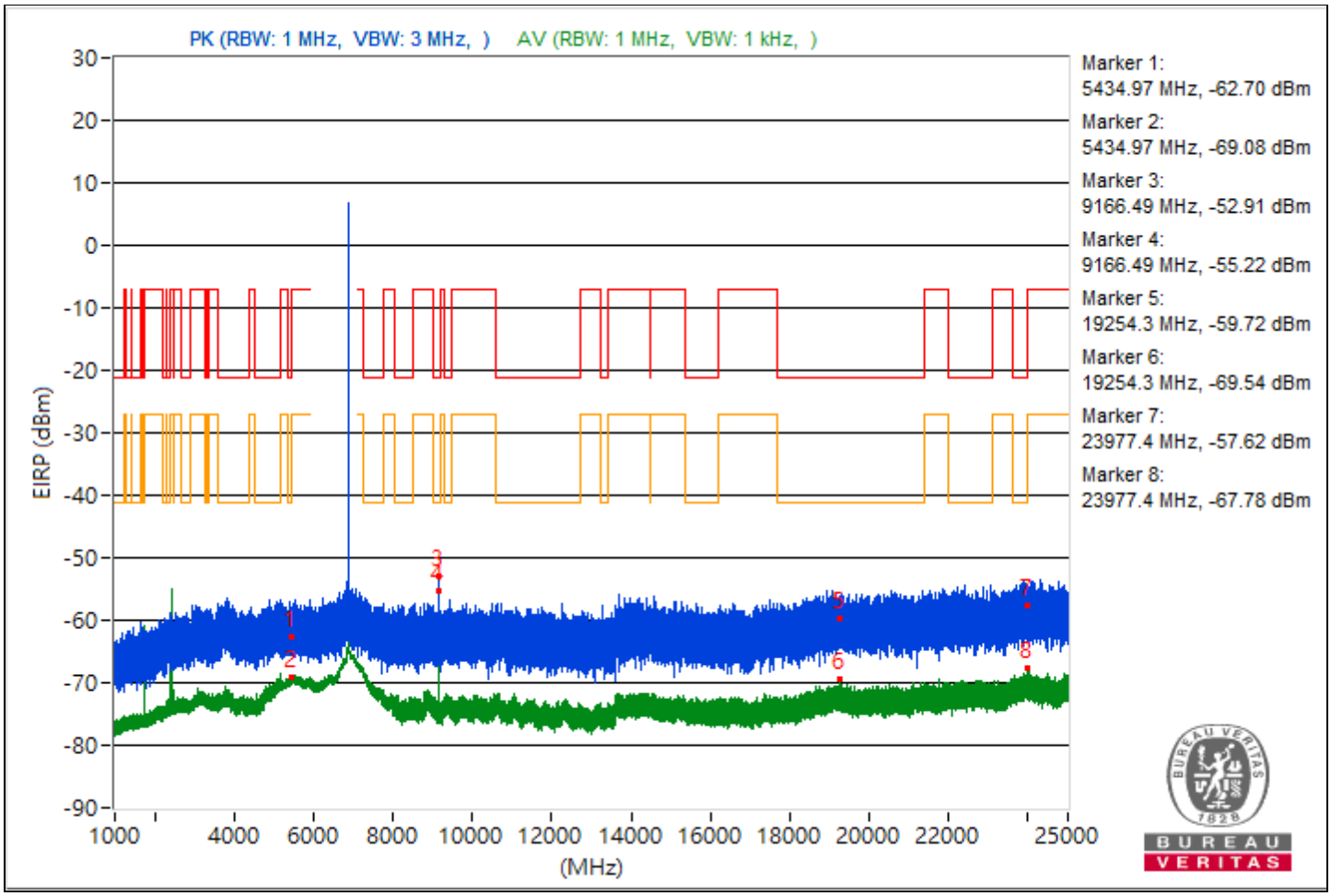

PK (RBW: 1 MHz, VBW: 3 MHz,)
AV (RBW: 1 MHz, VBW: 1 kHz,)
Marker 9:
39871.64 MHz, -65.89 dBm
Marker 10:
39871.64 MHz, -73.42 dBm
EIRP (dBm)
20
10
0
-10
-20
-30
-40
-50
-60
-70
-80
-90
-100
25000
28000
30000
32000
34000
36000
38000
40000
(MHz)

RF Mode	802.11be (EHT20) 52-tone RU	Channel	CH 209：6995 MHz
Frequency Range	1 GHz ~ 40 GHz	Environmental Conditions	25°C, 60% RH
Tested By	Dolly Chung		

Conducted Unwanted Emissions							
No.	Frequency (MHz)	Emission Level (dBuV/m)	Limit (dBuV/m)	Margin (dB)	Raw Value Chain 0 (dBm)	Correction Factor (dB)	EIRP Level (dBm)
1	5437.3	36.15 PK	74	-37.85	-67.48	8.37	-59.11
2	5437.3	25.53 AV	54	-28.47	-78.1	8.37	-69.73
3	9326.58	40.9 PK	74	-33.1	-62.73	8.37	-54.36
4	9326.58	38.8 AV	54	-15.2	-64.83	8.37	-56.46
5	20926.2	37.46 PK	74	-36.54	-66.17	8.37	-57.8
6	20926.2	25.15 AV	54	-28.85	-78.48	8.37	-70.11
7	23995.7	35.6 PK	74	-38.4	-68.03	8.37	-59.66
8	23995.7	27.84 AV	54	-26.16	-75.79	8.37	-67.42
9	39612.44	33.71 PK	74	-40.29	-69.92	8.37	-61.55
10	39612.44	21.89 AV	54	-32.11	-81.74	8.37	-73.37

Note: Margin value = Emission Level - Limit value

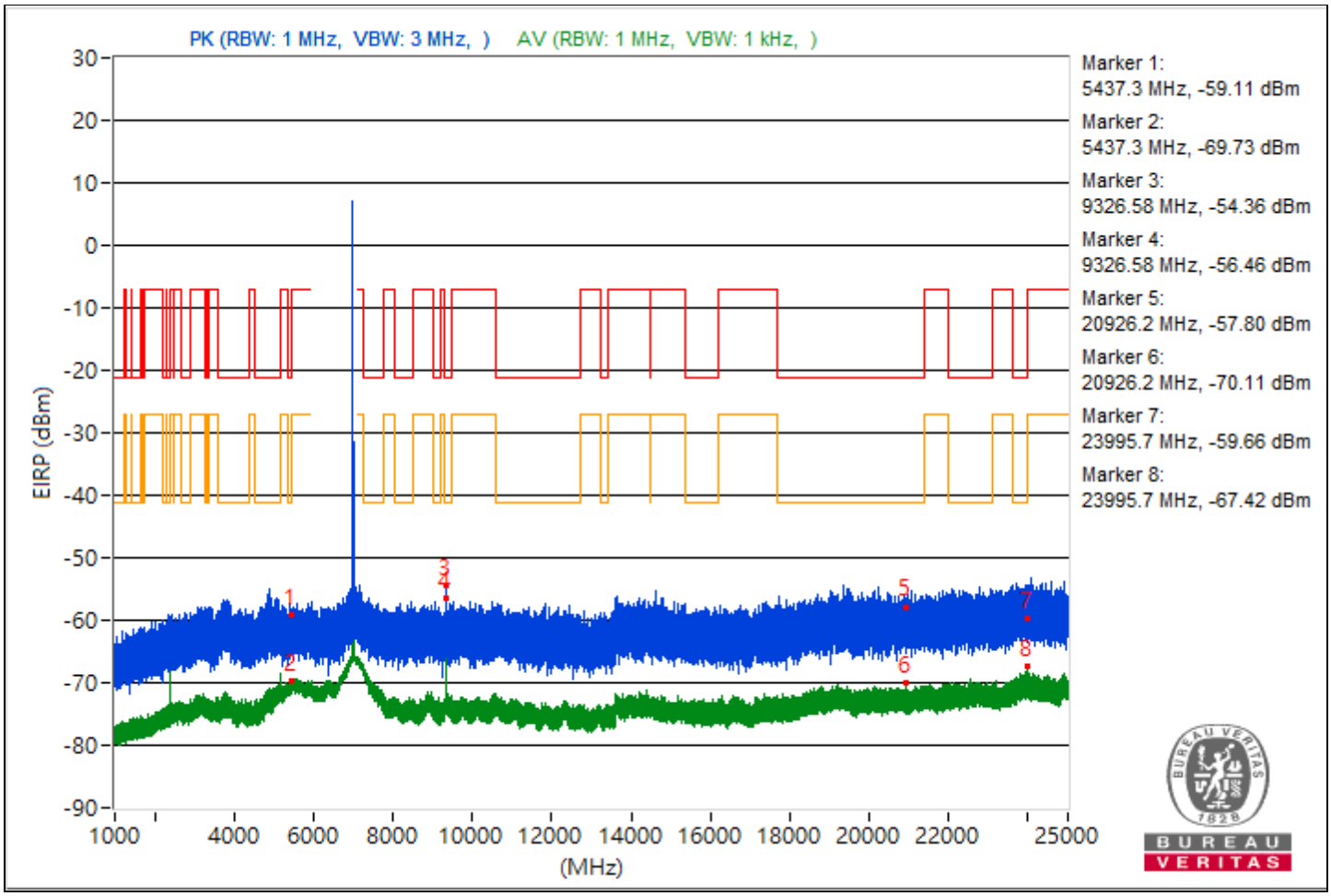

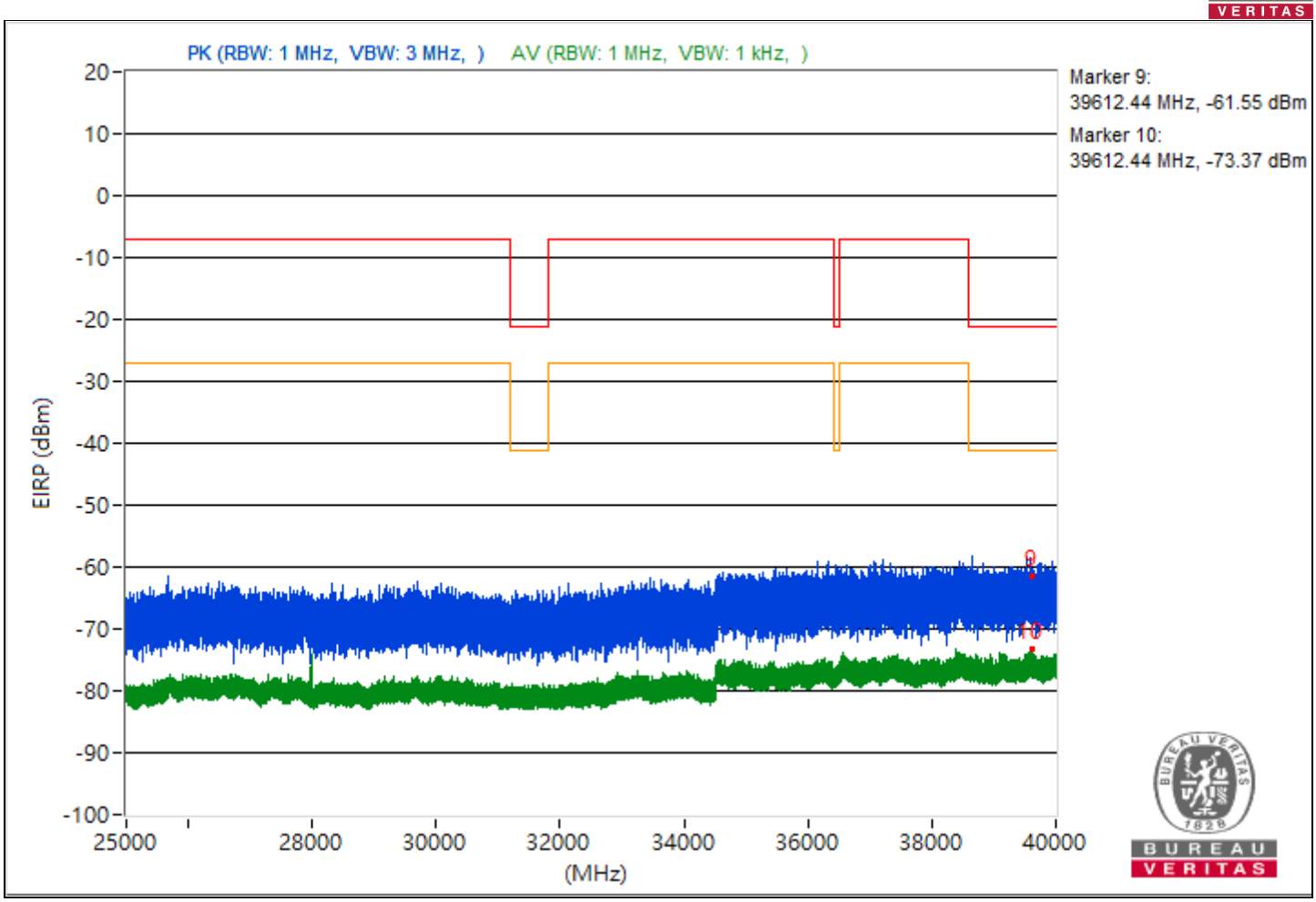
PK (RBW: 1 MHz, VBW: 3 MHz,)
AV (RBW: 1 MHz, VBW: 1 kHz,)
Marker 9:
39612.44 MHz, -61.55 dBm
Marker 10:
39612.44 MHz, -73.37 dBm
EIRP (dBm)
20
10
0
-10
-20
-30
-40
-50
-60
-70
-80
-90
-100
25000
28000
30000
32000
34000
36000
38000
40000
(MHz)

RF Mode	802.11be (EHT20) 52-tone RU	Channel	CH 233：7115 MHz
Frequency Range	1 GHz ~ 40 GHz	Environmental Conditions	25°C, 60% RH
Tested By	Dolly Chung		

Conducted Unwanted Emissions							
No.	Frequency (MHz)	Emission Level (dBuV/m)	Limit (dBuV/m)	Margin (dB)	Raw Value Chain 0 (dBm)	Correction Factor (dB)	EIRP Level (dBm)
1	5452.54	34.71 PK	74	-39.29	-68.92	8.37	-60.55
2	5452.54	26.03 AV	54	-27.97	-77.6	8.37	-69.23
3	9487.11	37.84 PK	74	-36.16	-65.79	8.37	-57.42
4	9487.11	32.22 AV	54	-21.78	-71.41	8.37	-63.04
5	19179.2	37.54 PK	74	-36.46	-66.09	8.37	-57.72
6	19179.2	23.95 AV	54	-30.05	-79.68	8.37	-71.31
7	23943.1	35.89 PK	74	-38.11	-67.74	8.37	-59.37
8	23943.1	25.5 AV	54	-28.5	-78.13	8.37	-69.76
9	39573.24	31.34 PK	74	-42.66	-72.29	8.37	-63.92
10	39573.24	19.95 AV	54	-34.05	-83.68	8.37	-75.31

Note: Margin value = Emission Level - Limit value

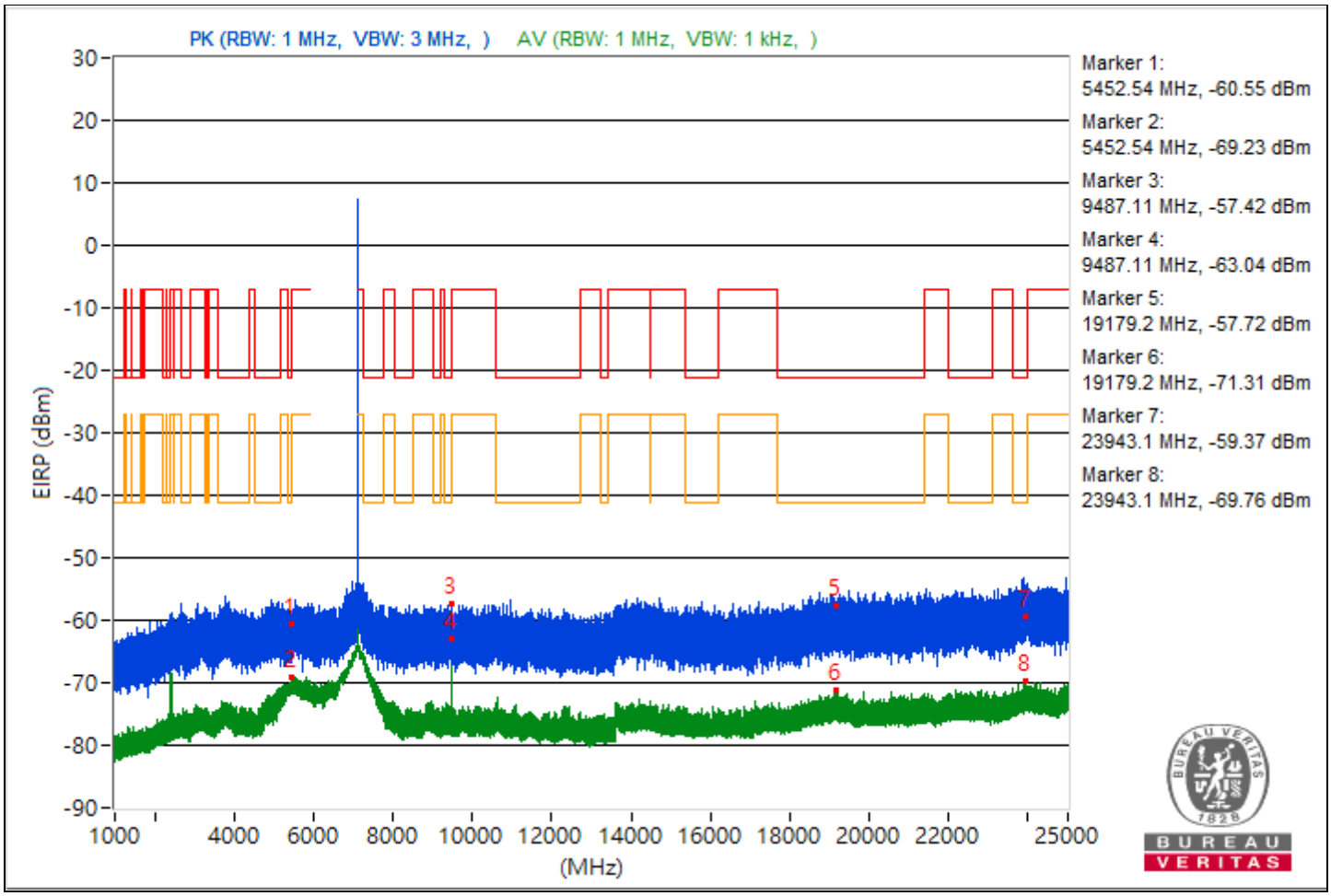

PK (RBW: 1 MHz, VBW: 3 MHz,)
AV (RBW: 1 MHz, VBW: 1 kHz,)
Marker 9:
39573.24 MHz, -63.92 dBm
Marker 10:
39573.24 MHz, -75.31 dBm
EIRP (dBm)
20
10
0
-10
-20
-30
-40
-50
-60
-70
-80
-90
-100
25000
28000
30000
32000
34000
36000
38000
40000
(MHz)
9
10

RF Mode	802.11be (EHT20) 106-tone RU	Channel	CH 1：5955 MHz
Frequency Range	1 GHz ~ 40 GHz	Environmental Conditions	25°C, 60% RH
Tested By	Dolly Chung		

Conducted Unwanted Emissions							
No.	Frequency (MHz)	Emission Level (dBuV/m)	Limit (dBuV/m)	Margin (dB)	Raw Value Chain 0 (dBm)	Correction Factor (dB)	EIRP Level (dBm)
1	5456.67	37.16 PK	74	-36.84	-66.47	8.37	-58.1
2	5456.67	29.09 AV	54	-24.91	-74.54	8.37	-66.17
3	#7940.03	47.91 PK	88.26	-40.35	-55.72	8.37	-47.35
4	#7940.03	46.69 AV	68.26	-21.57	-56.94	8.37	-48.57
5	19124	33.76 PK	74	-40.24	-69.87	8.37	-61.5
6	19124	25.5 AV	54	-28.5	-78.13	8.37	-69.76
7	23986	36.23 PK	74	-37.77	-67.4	8.37	-59.03
8	23986	27.1 AV	54	-26.9	-76.53	8.37	-68.16
9	39700.18	31.68 PK	74	-42.32	-71.95	8.37	-63.58
10	39700.18	24.41 AV	54	-29.59	-79.22	8.37	-70.85

Notes:

1. Margin value = Emission Level - Limit value
2. " # ": The radiated frequency is out of the restricted band.

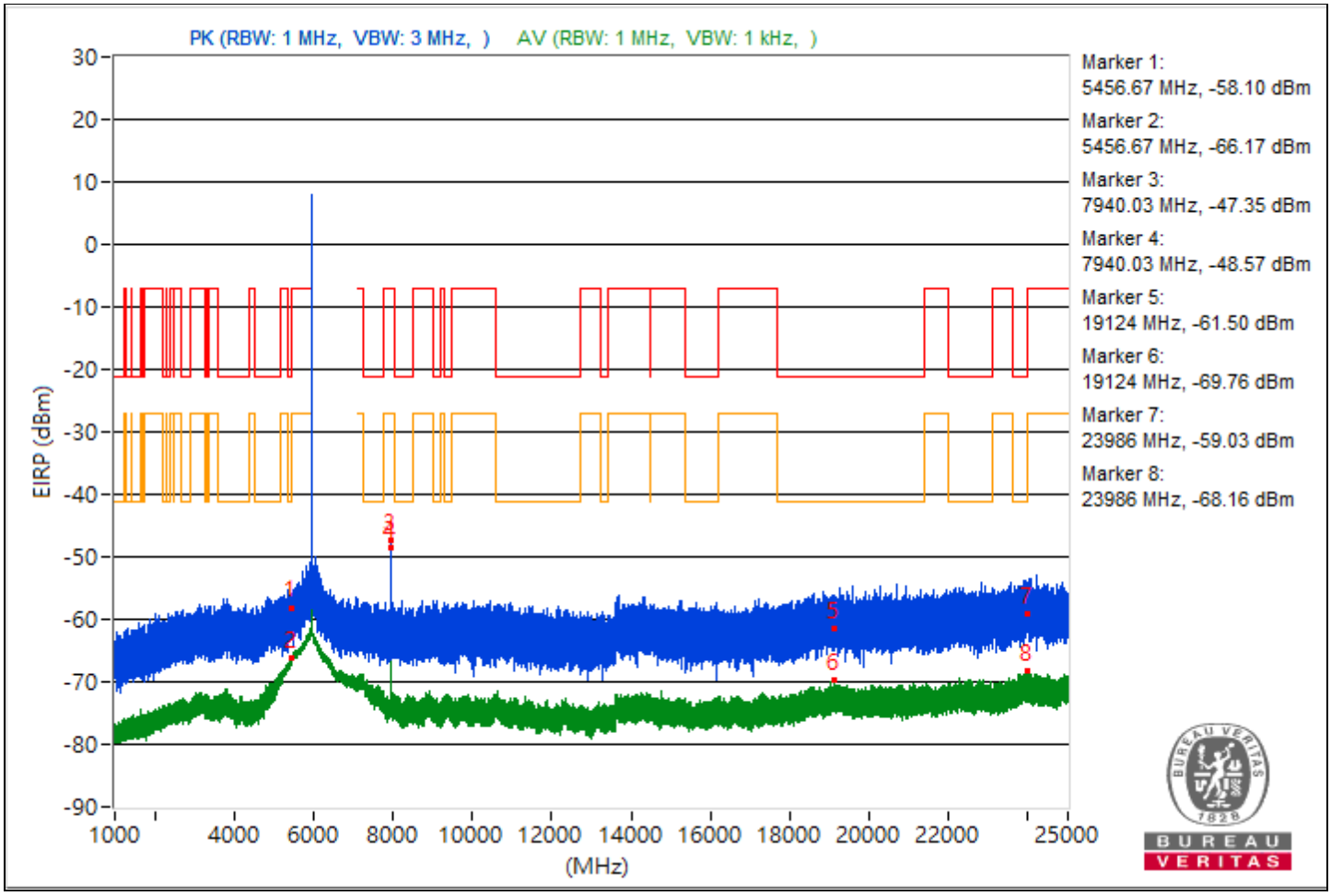

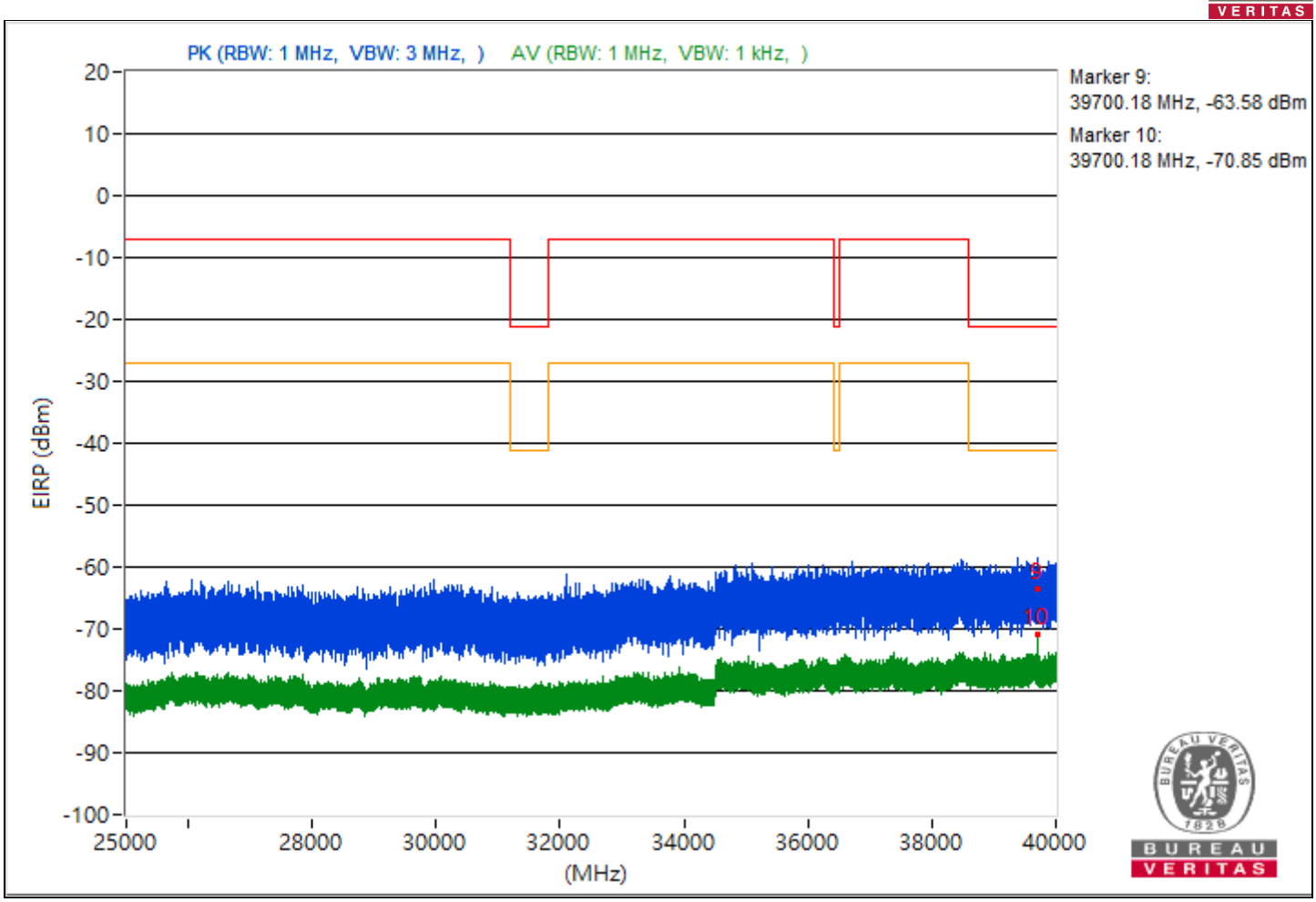
PK (RBW: 1 MHz, VBW: 3 MHz,)
AV (RBW: 1 MHz, VBW: 1 kHz,)
Marker 9:
39700.18 MHz, -63.58 dBm
Marker 10:
39700.18 MHz, -70.85 dBm
EIRP (dBm)
20
10
0
-10
-20
-30
-40
-50
-60
-70
-80
-90
-100
25000
28000
30000
32000
34000
36000
38000
40000
(MHz)
9
10

RF Mode	802.11be (EHT20) 106-tone RU	Channel	CH 93：6415 MHz
Frequency Range	1 GHz ~ 40 GHz	Environmental Conditions	25°C, 60% RH
Tested By	Dolly Chung		

Conducted Unwanted Emissions							
No.	Frequency (MHz)	Emission Level (dBuV/m)	Limit (dBuV/m)	Margin (dB)	Raw Value Chain 0 (dBm)	Correction Factor (dB)	EIRP Level (dBm)
1	5459.39	33.99 PK	74	-40.01	-69.64	8.37	-61.27
2	5459.39	27.6 AV	54	-26.4	-76.03	8.37	-67.66
3	7256.52	36.85 PK	74	-37.15	-66.78	8.37	-58.41
4	7256.52	27.67 AV	54	-26.33	-75.96	8.37	-67.59
5	19032.9	34.13 PK	74	-39.87	-69.5	8.37	-61.13
6	19032.9	25.42 AV	54	-28.58	-78.21	8.37	-69.84
7	23764	36.11 PK	74	-37.89	-67.52	8.37	-59.15
8	23764	27.2 AV	54	-26.8	-76.43	8.37	-68.06
9	39588.8	33.12 PK	74	-40.88	-70.51	8.37	-62.14
10	39588.8	21.93 AV	54	-32.07	-81.7	8.37	-73.33

Note: Margin value = Emission Level - Limit value

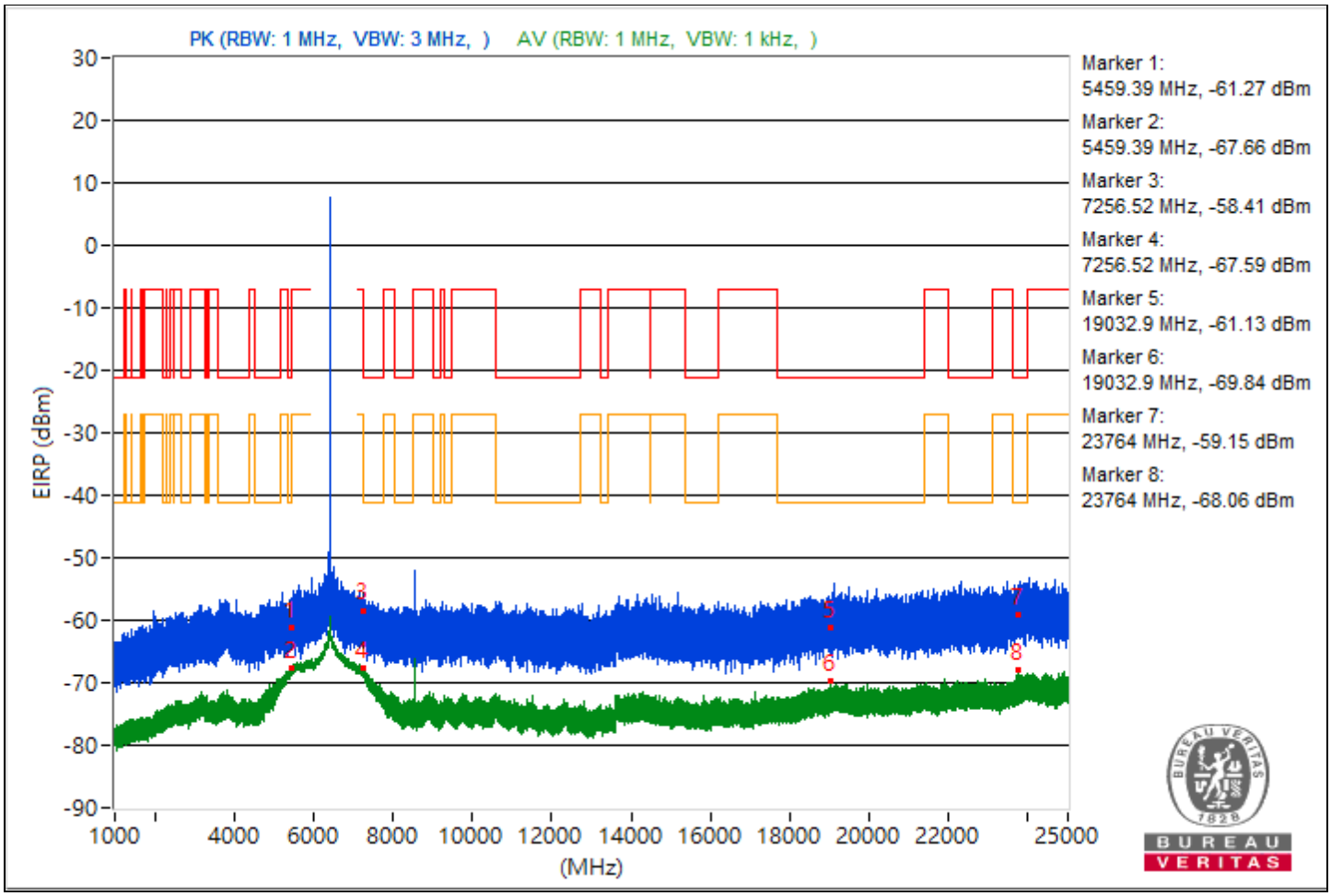

PK (RBW: 1 MHz, VBW: 3 MHz,)
AV (RBW: 1 MHz, VBW: 1 kHz,)
Marker 9:
39588.8 MHz, -62.14 dBm
Marker 10:
39588.8 MHz, -73.33 dBm
EIRP (dBm)
20
10
0
-10
-20
-30
-40
-50
-60
-70
-80
-90
-100
25000
28000
30000
32000
34000
36000
38000
40000
(MHz)
9
10

RF Mode	802.11be (EHT20) 106-tone RU	Channel	CH 97：6435 MHz
Frequency Range	1 GHz ~ 40 GHz	Environmental Conditions	25°C, 60% RH
Tested By	Dolly Chung		

Conducted Unwanted Emissions							
No.	Frequency (MHz)	Emission Level (dBuV/m)	Limit (dBuV/m)	Margin (dB)	Raw Value Chain 0 (dBm)	Correction Factor (dB)	EIRP Level (dBm)
1	5428.12	32.78 PK	74	-41.22	-70.85	8.37	-62.48
2	5428.12	27.64 AV	54	-26.36	-75.99	8.37	-67.62
3	7269.59	35.63 PK	74	-38.37	-68	8.37	-59.63
4	7269.59	27.93 AV	54	-26.07	-75.7	8.37	-67.33
5	21385.7	34.17 PK	74	-39.83	-69.46	8.37	-61.09
6	21385.7	25.43 AV	54	-28.57	-78.2	8.37	-69.83
7	23866.5	32.98 PK	74	-41.02	-70.65	8.37	-62.28
8	23866.5	26.36 AV	54	-27.64	-77.27	8.37	-68.9
9	39590.67	31.02 PK	74	-42.98	-72.61	8.37	-64.24
10	39590.67	21.72 AV	54	-32.28	-81.91	8.37	-73.54

Note: Margin value = Emission Level - Limit value

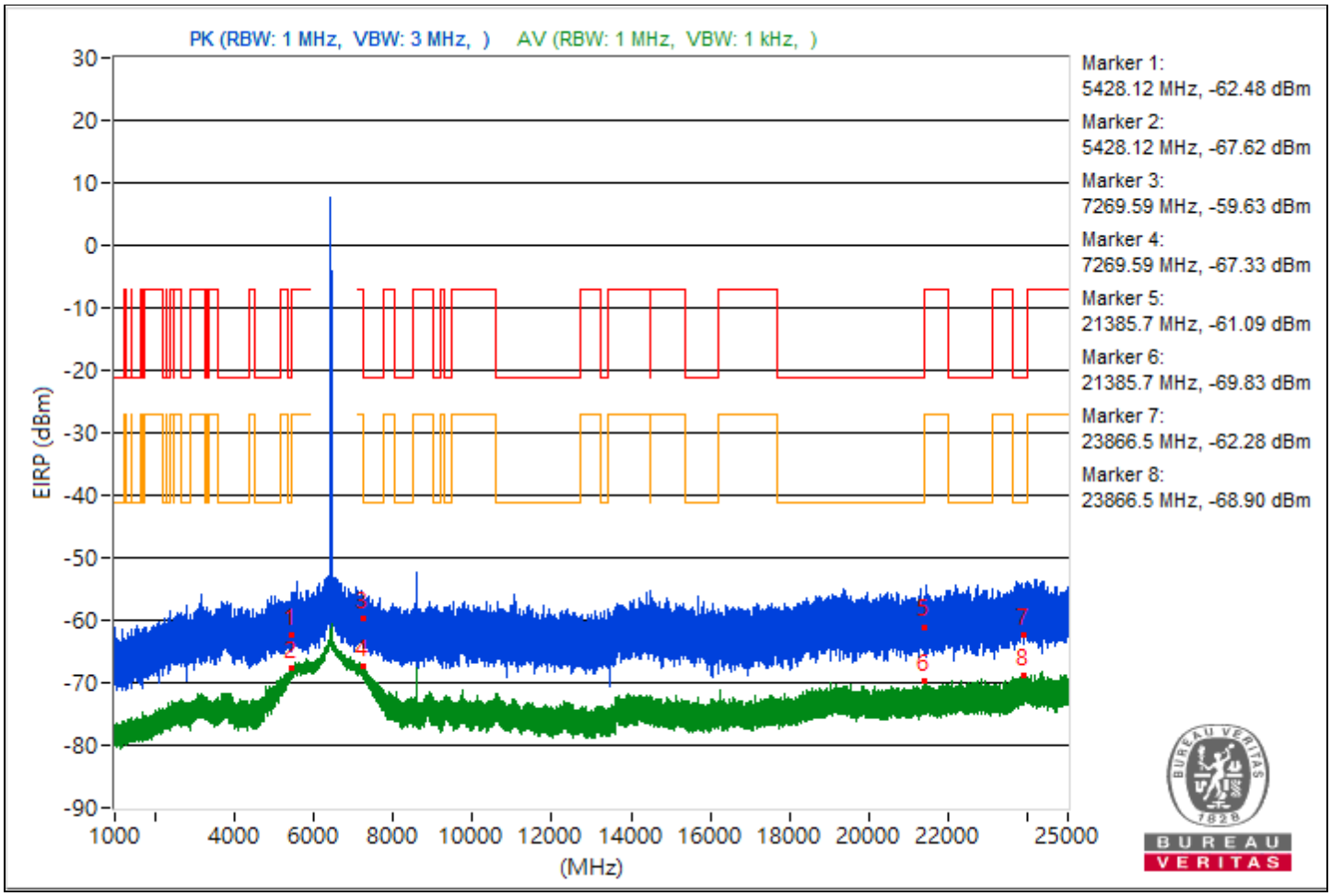

PK (RBW: 1 MHz, VBW: 3 MHz,)
AV (RBW: 1 MHz, VBW: 1 kHz,)
Marker 9:
39590.67 MHz, -64.24 dBm
Marker 10:
39590.67 MHz, -73.54 dBm
EIRP (dBm)
20
10
0
-10
-20
-30
-40
-50
-60
-70
-80
-90
-100
25000
28000
30000
32000
34000
36000
38000
40000
(MHz)
9
10

RF Mode	802.11be (EHT20) 106-tone RU	Channel	CH 113：6515 MHz
Frequency Range	1 GHz ~ 40 GHz	Environmental Conditions	25°C, 60% RH
Tested By	Dolly Chung		

Conducted Unwanted Emissions							
No.	Frequency (MHz)	Emission Level (dBuV/m)	Limit (dBuV/m)	Margin (dB)	Raw Value Chain 0 (dBm)	Correction Factor (dB)	EIRP Level (dBm)
1	5456.9	36.33 PK	74	-37.67	-67.3	8.37	-58.93
2	5456.9	27.73 AV	54	-26.27	-75.9	8.37	-67.53
3	7264.07	37.46 PK	74	-36.54	-66.17	8.37	-57.8
4	7264.07	28.63 AV	54	-25.37	-75	8.37	-66.63
5	19287	34.46 PK	74	-39.54	-69.17	8.37	-60.8
6	19287	25.27 AV	54	-28.73	-78.36	8.37	-69.99
7	23964.2	36.72 PK	74	-37.28	-66.91	8.37	-58.54
8	23964.2	26.75 AV	54	-27.25	-76.88	8.37	-68.51
9	39896.09	29.53 PK	74	-44.47	-74.1	8.37	-65.73
10	39896.09	21.84 AV	54	-32.16	-81.79	8.37	-73.42

Note: Margin value = Emission Level - Limit value

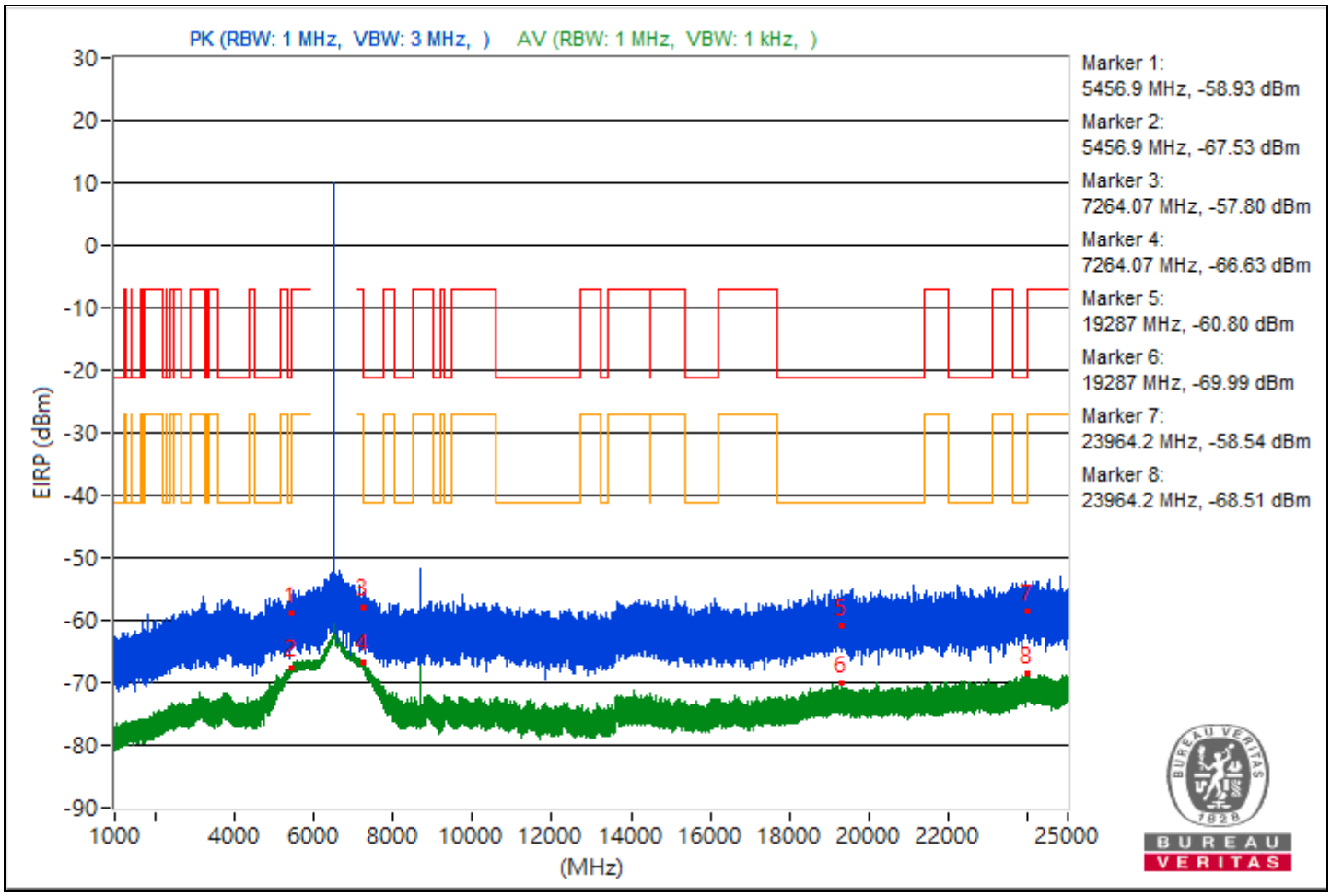

PK (RBW: 1 MHz, VBW: 3 MHz,)
AV (RBW: 1 MHz, VBW: 1 kHz,)
Marker 9:
39896.09 MHz, -65.73 dBm
Marker 10:
39896.09 MHz, -73.42 dBm
EIRP (dBm)
20
10
0
-10
-20
-30
-40
-50
-60
-70
-80
-90
-100
25000
28000
30000
32000
34000
36000
38000
40000
(MHz)
9
10

RF Mode	802.11be (EHT20) 106-tone RU	Channel	CH 117：6535 MHz
Frequency Range	1 GHz ~ 40 GHz	Environmental Conditions	25°C, 60% RH
Tested By	Dolly Chung		

Conducted Unwanted Emissions							
No.	Frequency (MHz)	Emission Level (dBuV/m)	Limit (dBuV/m)	Margin (dB)	Raw Value Chain 0 (dBm)	Correction Factor (dB)	EIRP Level (dBm)
1	5457.44	34.27 PK	74	-39.73	-69.36	8.37	-60.99
2	5457.44	28.26 AV	54	-25.74	-75.37	8.37	-67
3	7257.53	34.99 PK	74	-39.01	-68.64	8.37	-60.27
4	7257.53	28.67 AV	54	-25.33	-74.96	8.37	-66.59
5	19444.1	36.34 PK	74	-37.66	-67.29	8.37	-58.92
6	19444.1	25.36 AV	54	-28.64	-78.27	8.37	-69.9
7	23973.4	36.11 PK	74	-37.89	-67.52	8.37	-59.15
8	23973.4	26.77 AV	54	-27.23	-76.86	8.37	-68.49
9	39518.22	31.32 PK	74	-42.68	-72.31	8.37	-63.94
10	39518.22	22.15 AV	54	-31.85	-81.48	8.37	-73.11

Note: Margin value = Emission Level - Limit value

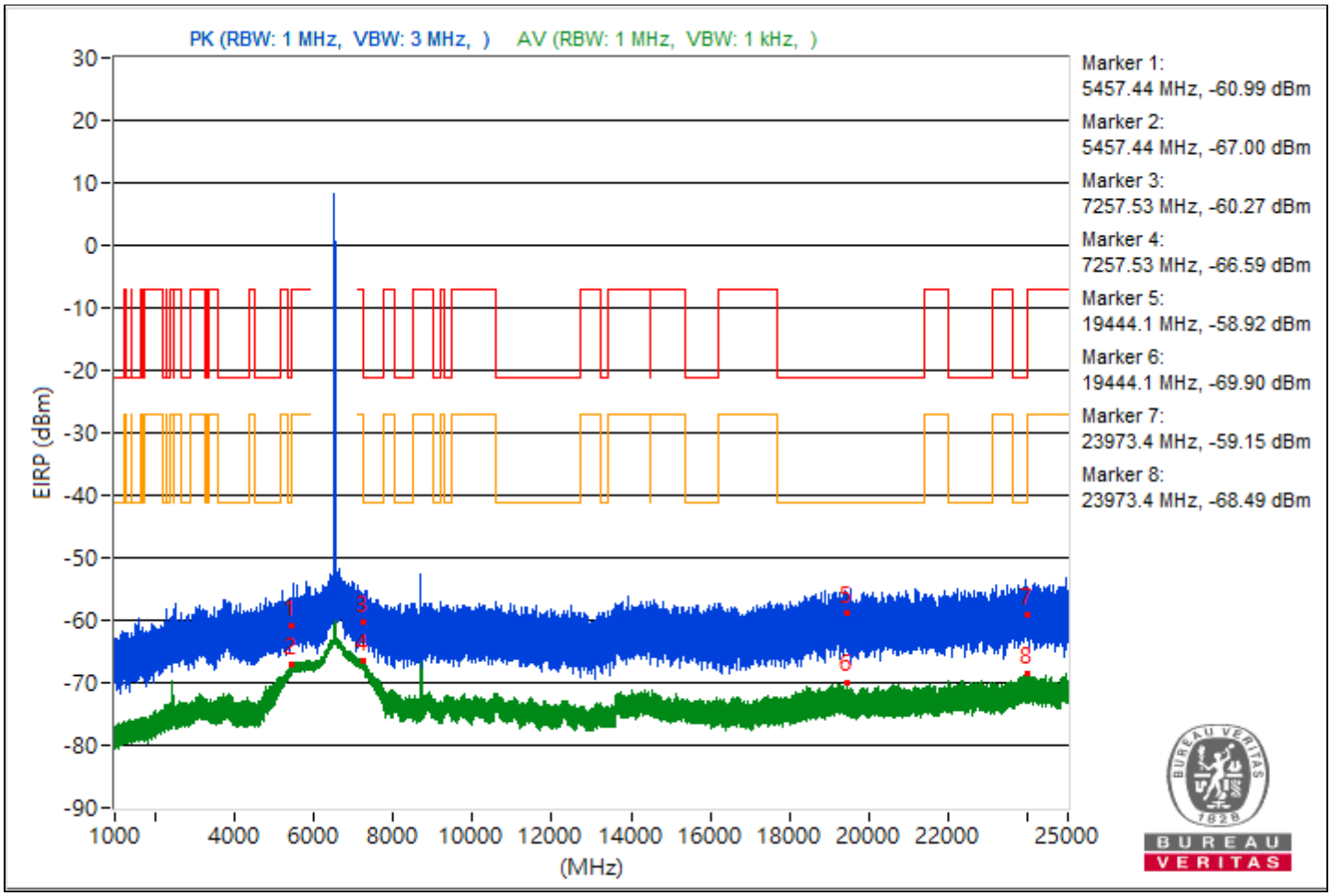

PK (RBW: 1 MHz, VBW: 3 MHz,)
AV (RBW: 1 MHz, VBW: 1 kHz,)
Marker 9:
39518.22 MHz, -63.94 dBm
Marker 10:
39518.22 MHz, -73.11 dBm
EIRP (dBm)
20
10
0
-10
-20
-30
-40
-50
-60
-70
-80
-90
-100
25000
28000
30000
32000
34000
36000
38000
40000
(MHz)
9
10

RF Mode	802.11be (EHT20) 106-tone RU	Channel	CH 185：6875 MHz
Frequency Range	1 GHz ~ 40 GHz	Environmental Conditions	25°C, 60% RH
Tested By	Dolly Chung		

Conducted Unwanted Emissions							
No.	Frequency (MHz)	Emission Level (dBuV/m)	Limit (dBuV/m)	Margin (dB)	Raw Value Chain 0 (dBm)	Correction Factor (dB)	EIRP Level (dBm)
1	5414.04	32.87 PK	74	-41.13	-70.76	8.37	-62.39
2	5414.04	27.42 AV	54	-26.58	-76.21	8.37	-67.84
3	9166.76	42.88 PK	74	-31.12	-60.75	8.37	-52.38
4	9166.76	40.24 AV	54	-13.76	-63.39	8.37	-55.02
5	19220.5	35.43 PK	74	-38.57	-68.2	8.37	-59.83
6	19220.5	25.09 AV	54	-28.91	-78.54	8.37	-70.17
7	23917.6	34.55 PK	74	-39.45	-69.08	8.37	-60.71
8	23917.6	26.56 AV	54	-27.44	-77.07	8.37	-68.7
9	39973.16	33.54 PK	74	-40.46	-70.09	8.37	-61.72
10	39973.16	21.77 AV	54	-32.23	-81.86	8.37	-73.49

Note: Margin value = Emission Level - Limit value

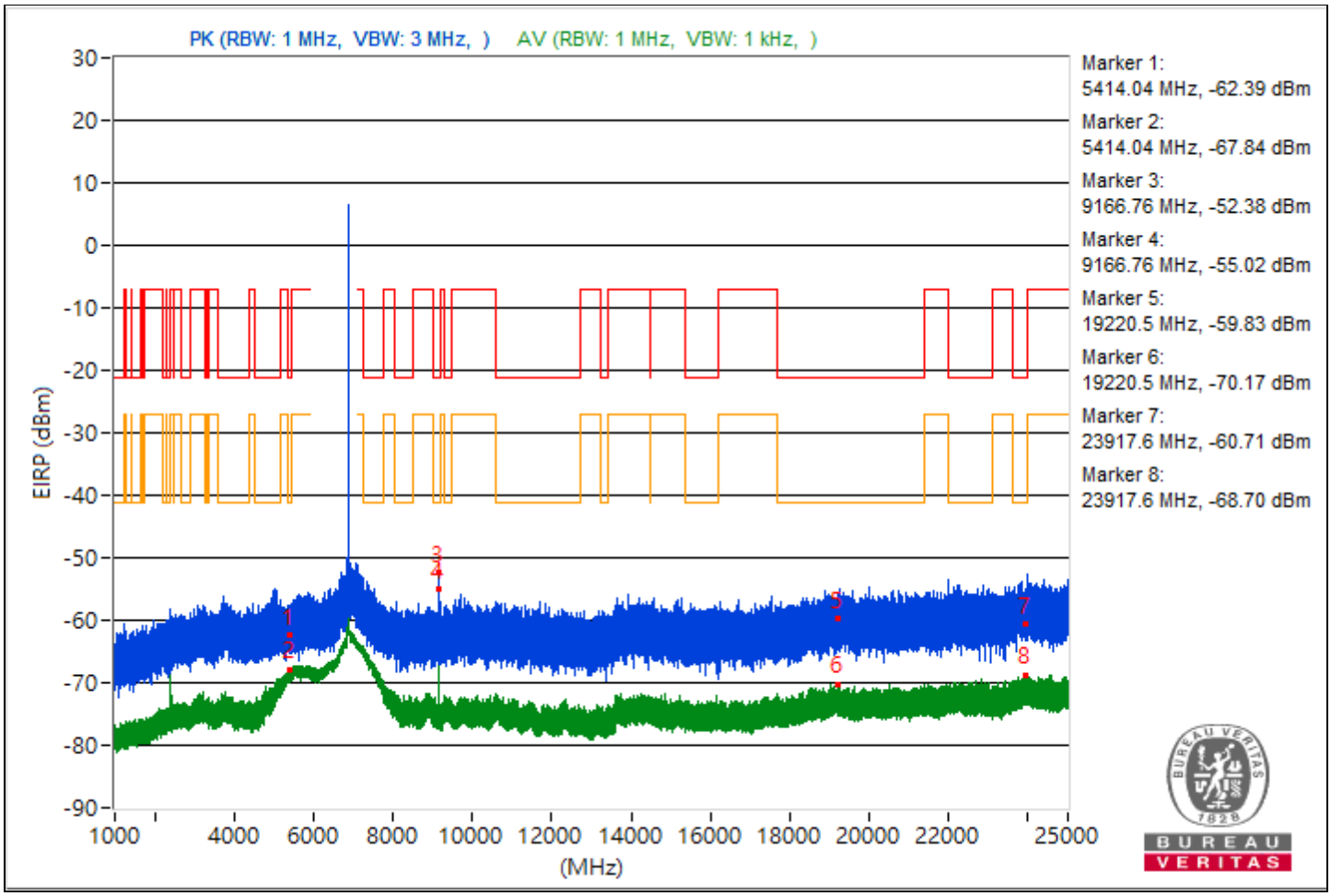

PK (RBW: 1 MHz, VBW: 3 MHz,)
AV (RBW: 1 MHz, VBW: 1 kHz,)
Marker 9:
39973.16 MHz, -61.72 dBm
Marker 10:
39973.16 MHz, -73.49 dBm
EIRP (dBm)
20
10
0
-10
-20
-30
-40
-50
-60
-70
-80
-90
-100
25000
28000
30000
32000
34000
36000
38000
40000
(MHz)

RF Mode	802.11be (EHT20) 106-tone RU	Channel	CH 209：6995 MHz
Frequency Range	1 GHz ~ 40 GHz	Environmental Conditions	25°C, 60% RH
Tested By	Dolly Chung		

Conducted Unwanted Emissions							
No.	Frequency (MHz)	Emission Level (dBuV/m)	Limit (dBuV/m)	Margin (dB)	Raw Value Chain 0 (dBm)	Correction Factor (dB)	EIRP Level (dBm)
1	5450.76	33.56 PK	74	-40.44	-70.07	8.37	-61.7
2	5450.76	27.29 AV	54	-26.71	-76.34	8.37	-67.97
3	9326.76	40.26 PK	74	-33.74	-63.37	8.37	-55
4	9326.76	38.77 AV	54	-15.23	-64.86	8.37	-56.49
5	21387.5	34.76 PK	74	-39.24	-68.87	8.37	-60.5
6	21387.5	25.39 AV	54	-28.61	-78.24	8.37	-69.87
7	23958.8	37.62 PK	74	-36.38	-66.01	8.37	-57.64
8	23958.8	27.1 AV	54	-26.9	-76.53	8.37	-68.16
9	39606.76	32.54 PK	74	-41.46	-71.09	8.37	-62.72
10	39606.76	21.9 AV	54	-32.1	-81.73	8.37	-73.36

Note: Margin value = Emission Level - Limit value

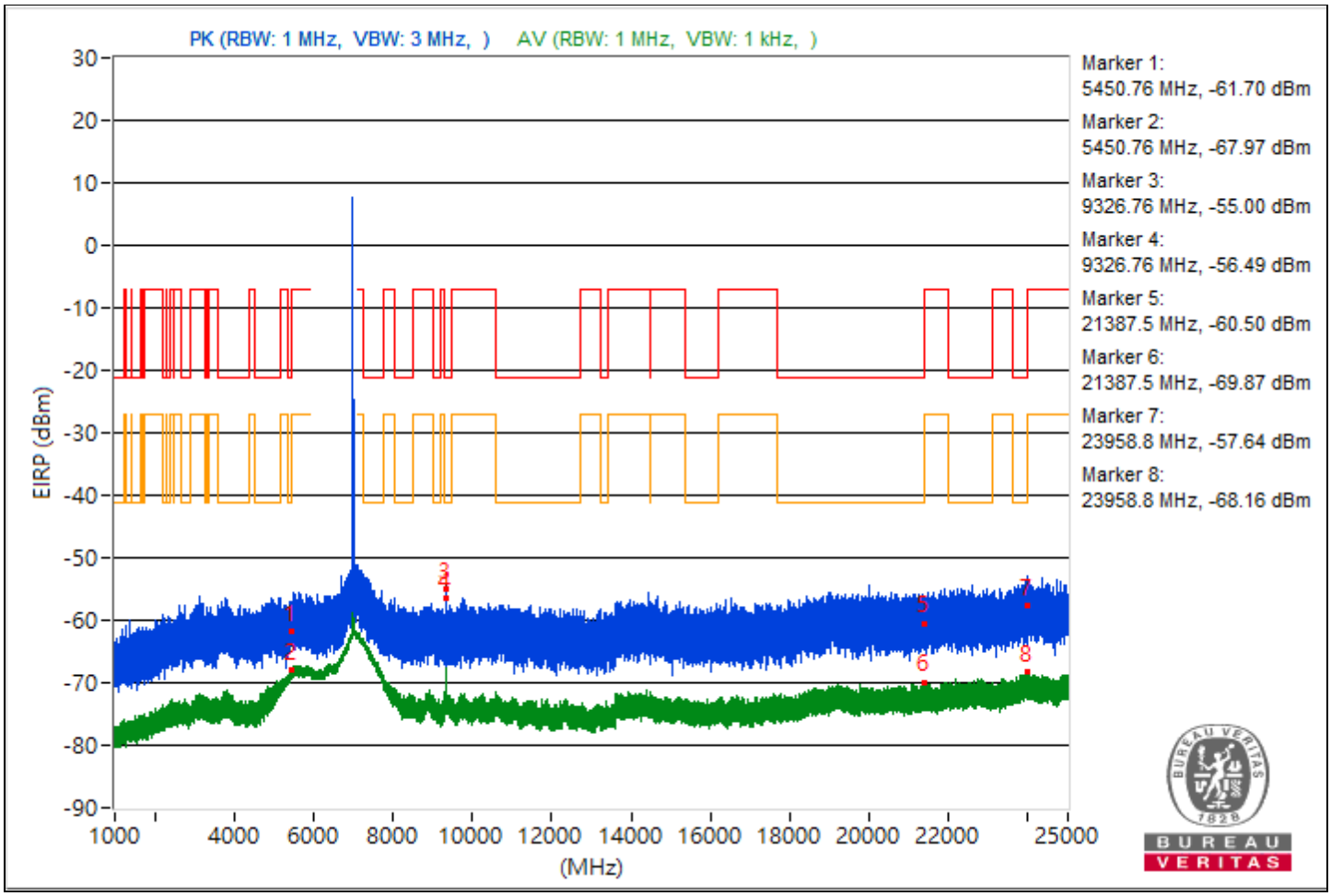

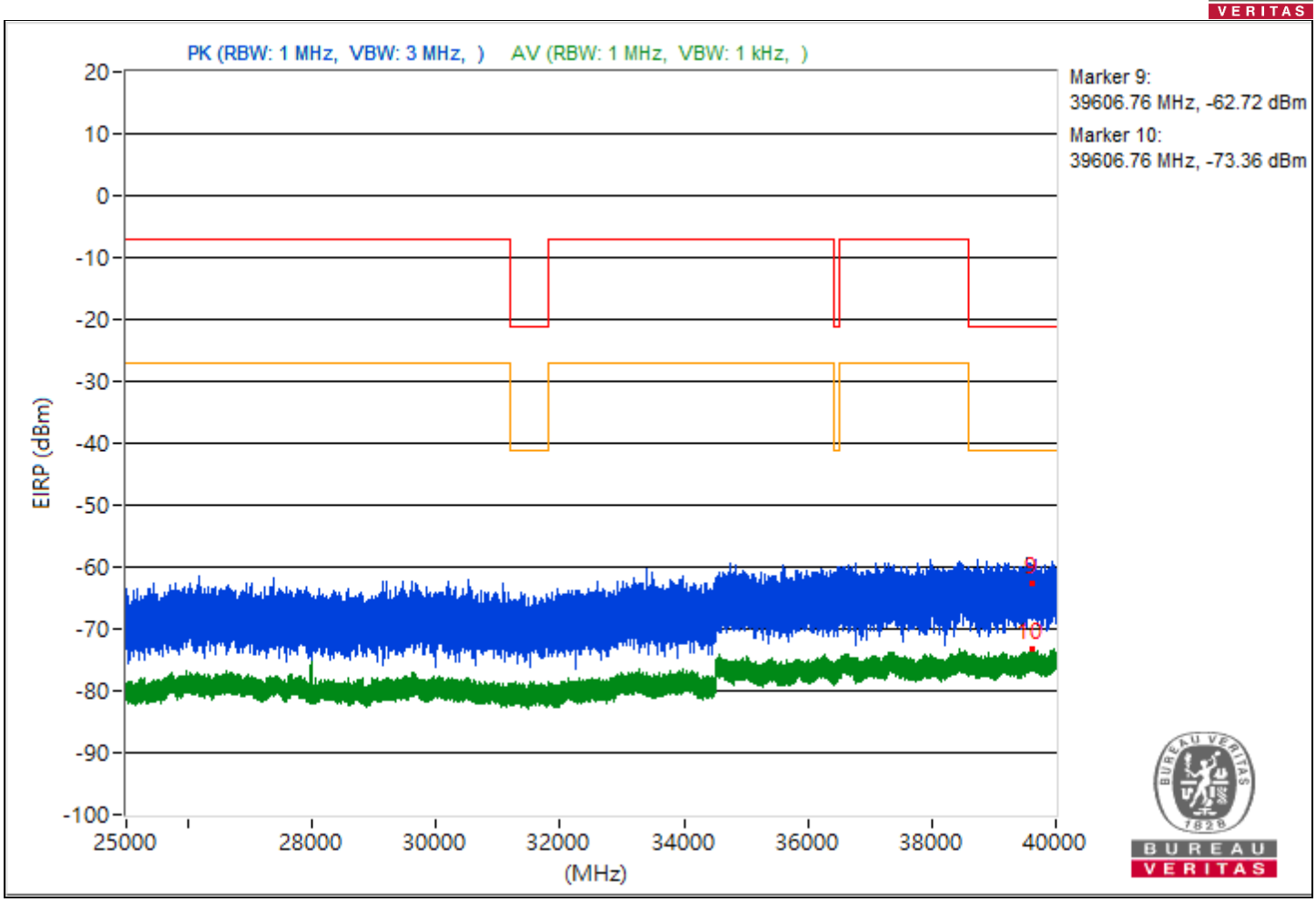
PK (RBW: 1 MHz, VBW: 3 MHz,)
AV (RBW: 1 MHz, VBW: 1 kHz,)
Marker 9:
39606.76 MHz, -62.72 dBm
Marker 10:
39606.76 MHz, -73.36 dBm
EIRP (dBm)
20
10
0
-10
-20
-30
-40
-50
-60
-70
-80
-90
-100
25000
28000
30000
32000
34000
36000
38000
40000
(MHz)
9
10

RF Mode	802.11be (EHT20) 106-tone RU	Channel	CH 233：7115 MHz
Frequency Range	1 GHz ~ 40 GHz	Environmental Conditions	25°C, 60% RH
Tested By	Dolly Chung		

Conducted Unwanted Emissions							
No.	Frequency (MHz)	Emission Level (dBuV/m)	Limit (dBuV/m)	Margin (dB)	Raw Value Chain 0 (dBm)	Correction Factor (dB)	EIRP Level (dBm)
1	5458.22	36.4 PK	74	-37.6	-67.23	8.37	-58.86
2	5458.22	27.52 AV	54	-26.48	-76.11	8.37	-67.74
3	9486.84	39.51 PK	74	-34.49	-64.12	8.37	-55.75
4	9486.84	35.04 AV	54	-18.96	-68.59	8.37	-60.22
5	20223.3	32.98 PK	74	-41.02	-70.65	8.37	-62.28
6	20223.3	24.1 AV	54	-29.9	-79.53	8.37	-71.16
7	23975.4	36.06 PK	74	-37.94	-67.57	8.37	-59.2
8	23975.4	25.34 AV	54	-28.66	-78.29	8.37	-69.92
9	39156.44	34.1 PK	74	-39.9	-69.53	8.37	-61.16
10	39156.44	20.6 AV	54	-33.4	-83.03	8.37	-74.66

Note: Margin value = Emission Level - Limit value

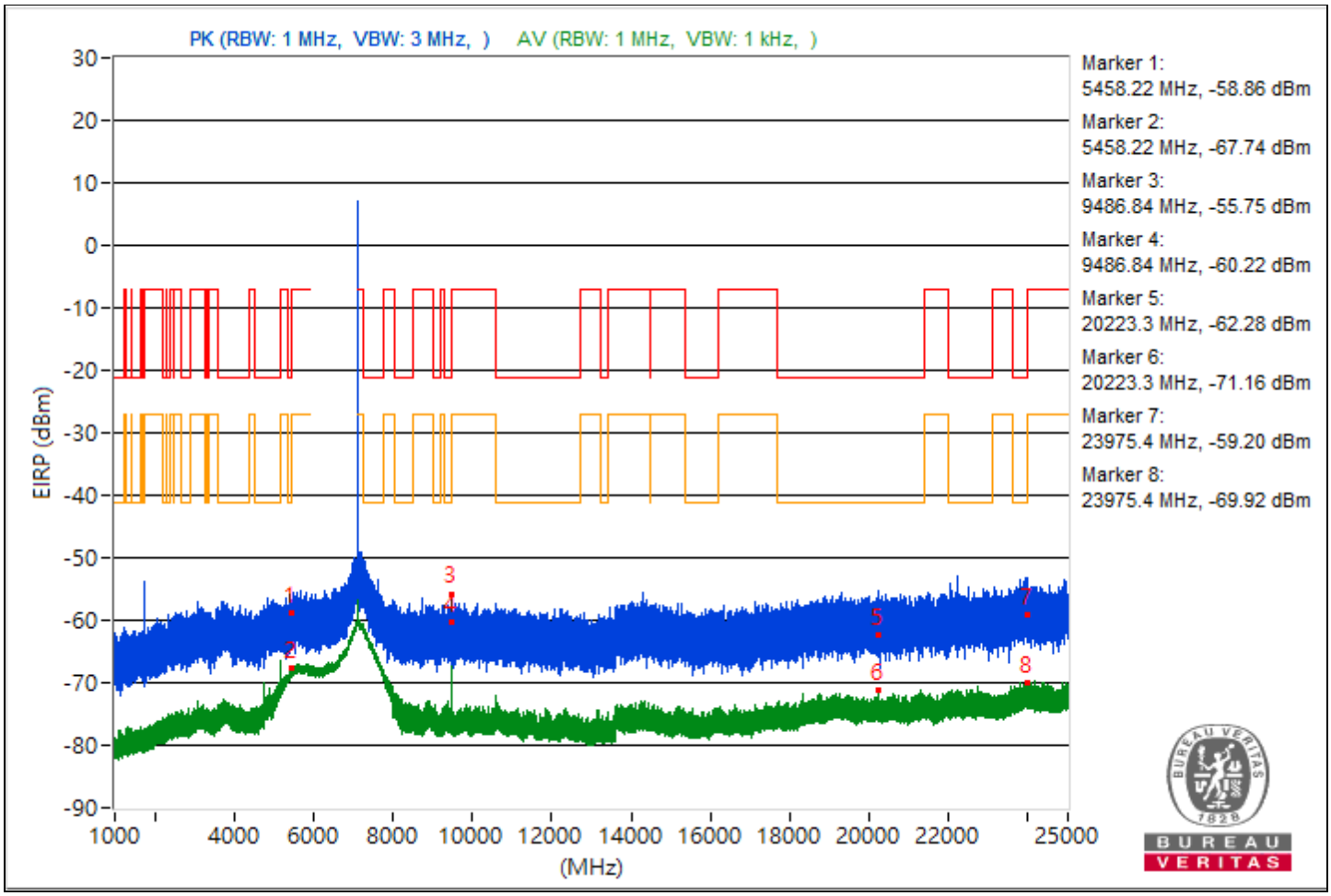

PK (RBW: 1 MHz, VBW: 3 MHz,)
AV (RBW: 1 MHz, VBW: 1 kHz,)
Marker 9:
39156.44 MHz, -61.16 dBm
Marker 10:
39156.44 MHz, -74.66 dBm
EIRP (dBm)
20
10
0
-10
-20
-30
-40
-50
-60
-70
-80
-90
-100
25000
28000
30000
32000
34000
36000
38000
40000
(MHz)
9
10

RF Mode	802.11be (EHT20) 52+26-tone RU	Channel	CH 1：5955 MHz
Frequency Range	1 GHz ~ 40 GHz	Environmental Conditions	25°C, 60% RH
Tested By	Dolly Chung		

Conducted Unwanted Emissions							
No.	Frequency (MHz)	Emission Level (dBuV/m)	Limit (dBuV/m)	Margin (dB)	Raw Value Chain 0 (dBm)	Correction Factor (dB)	EIRP Level (dBm)
1	5455.11	33.81 PK	74	-40.19	-69.82	8.37	-61.45
2	5455.11	25.61 AV	54	-28.39	-78.02	8.37	-69.65
3	#7940.03	44.12 PK	88.26	-44.14	-59.51	8.37	-51.14
4	#7940.03	42.57 AV	68.26	-25.69	-61.06	8.37	-52.69
5	19106.7	34.02 PK	74	-39.98	-69.61	8.37	-61.24
6	19106.7	23.14 AV	54	-30.86	-80.49	8.37	-72.12
7	23769.5	35.16 PK	74	-38.84	-68.47	8.37	-60.1
8	23769.5	24.19 AV	54	-29.81	-79.44	8.37	-71.07
9	39704.89	28.37 PK	74	-45.63	-75.26	8.37	-66.89
10	39704.89	17.88 AV	54	-36.12	-85.75	8.37	-77.38

Notes:

1. Margin value = Emission Level - Limit value
2. " # ": The radiated frequency is out of the restricted band.

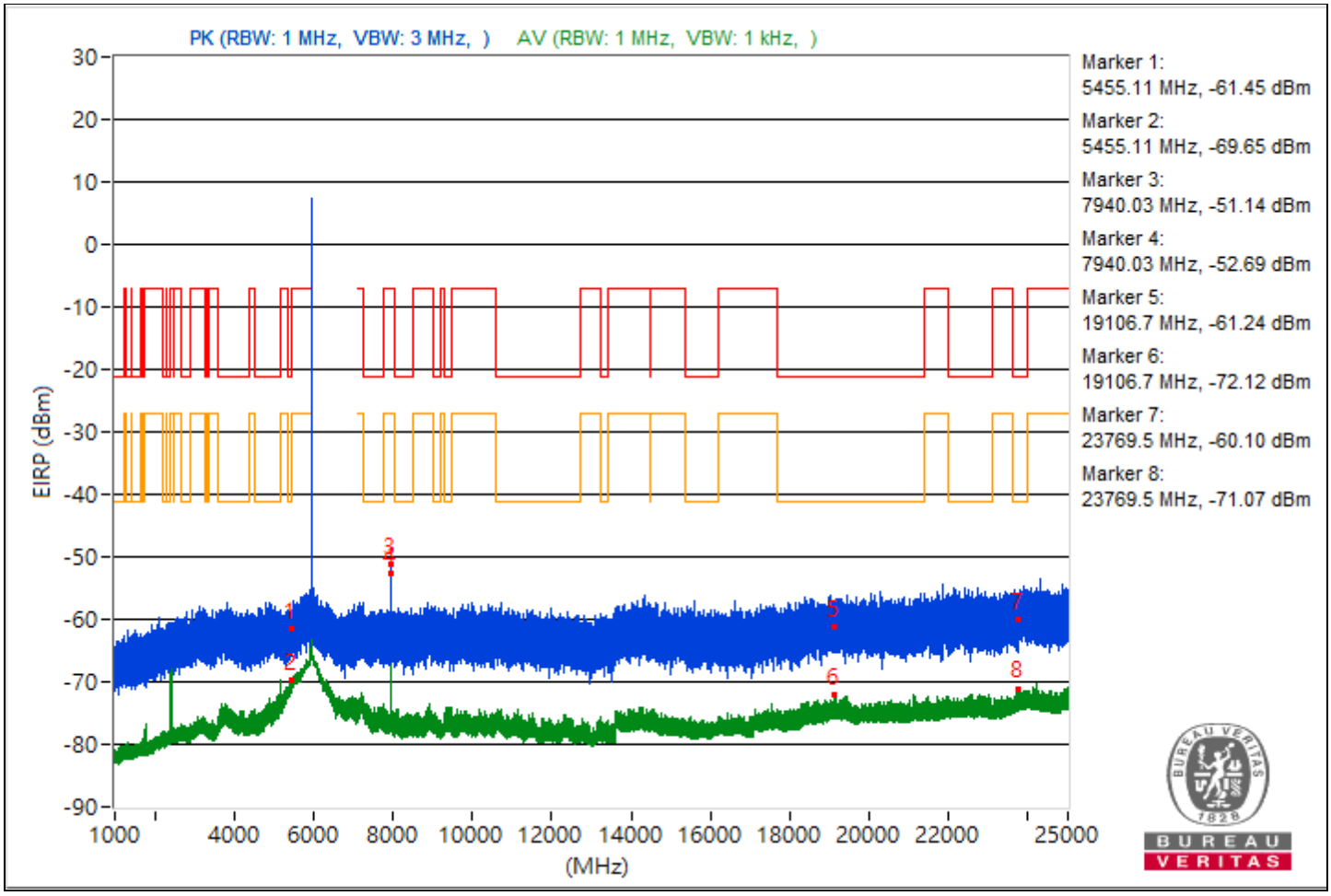

PK (RBW: 1 MHz, VBW: 3 MHz,)
AV (RBW: 1 MHz, VBW: 1 kHz,)
Marker 9:
39704.89 MHz, -66.89 dBm
Marker 10:
39704.89 MHz, -77.38 dBm
EIRP (dBm)
20
10
0
-10
-20
-30
-40
-50
-60
-70
-80
-90
-100
25000
28000
30000
32000
34000
36000
38000
40000
(MHz)
9
10

RF Mode	802.11be (EHT20) 52+26-tone RU	Channel	CH 93：6415 MHz
Frequency Range	1 GHz ~ 40 GHz	Environmental Conditions	25°C, 60% RH
Tested By	Dolly Chung		

Conducted Unwanted Emissions							
No.	Frequency (MHz)	Emission Level (dBuV/m)	Limit (dBuV/m)	Margin (dB)	Raw Value Chain 0 (dBm)	Correction Factor (dB)	EIRP Level (dBm)
1	5453.71	29.15 PK	74	-44.85	-74.48	8.37	-66.11
2	5453.71	24.2 AV	54	-29.8	-79.43	8.37	-71.06
3	#8553.42	40.24 PK	88.26	-48.02	-63.39	8.37	-55.02
4	#8553.42	39.35 AV	68.26	-28.91	-64.28	8.37	-55.91
5	19067.5	33.97 PK	74	-40.03	-69.66	8.37	-61.29
6	19067.5	22.61 AV	54	-31.39	-81.02	8.37	-72.65
7	23787.7	34.81 PK	74	-39.19	-68.82	8.37	-60.45
8	23787.7	24.73 AV	54	-29.27	-78.9	8.37	-70.53
9	39686.67	28.72 PK	74	-45.28	-74.91	8.37	-66.54
10	39686.67	17.59 AV	54	-36.41	-86.04	8.37	-77.67

Notes:

1. Margin value = Emission Level - Limit value
2. " # ": The radiated frequency is out of the restricted band.

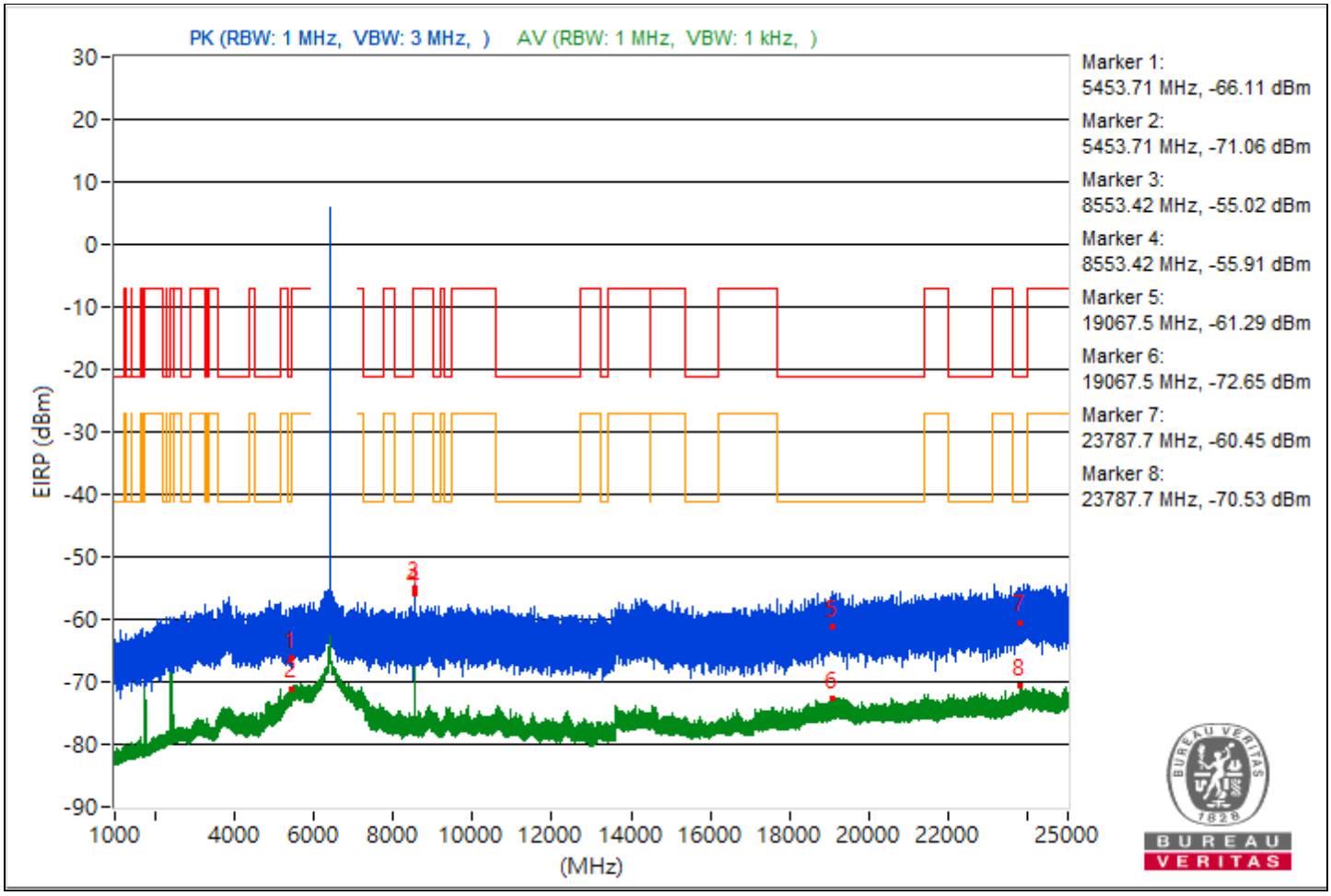

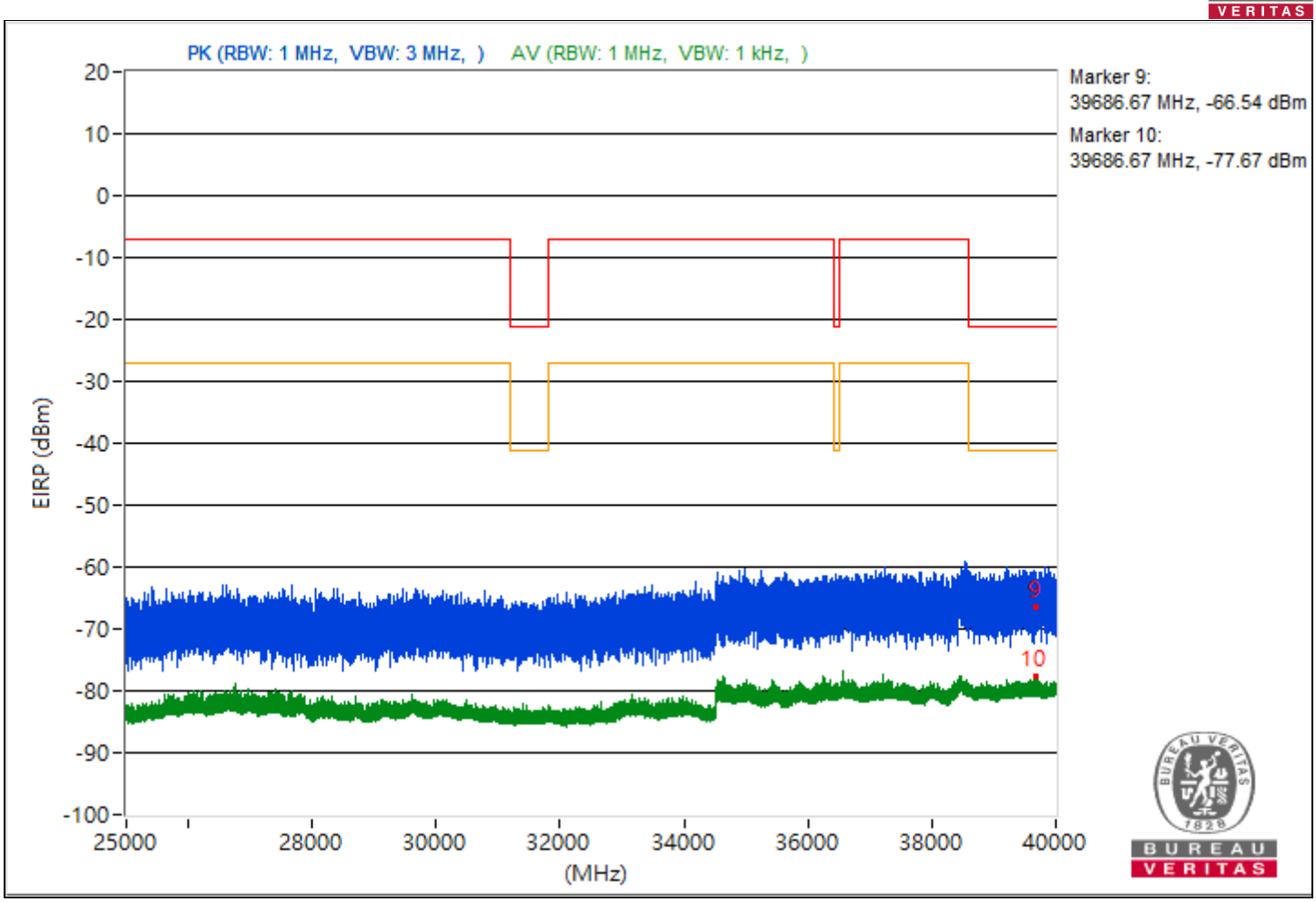
PK (RBW: 1 MHz, VBW: 3 MHz,)
AV (RBW: 1 MHz, VBW: 1 kHz,)
Marker 9:
39686.67 MHz, -66.54 dBm
Marker 10:
39686.67 MHz, -77.67 dBm
EIRP (dBm)
20
10
0
-10
-20
-30
-40
-50
-60
-70
-80
-90
-100
25000
28000
30000
32000
34000
36000
38000
40000
(MHz)
9
10

RF Mode	802.11be (EHT20) 52+26-tone RU	Channel	CH 97：6435 MHz
Frequency Range	1 GHz ~ 40 GHz	Environmental Conditions	25°C, 60% RH
Tested By	Dolly Chung		

Conducted Unwanted Emissions							
No.	Frequency (MHz)	Emission Level (dBuV/m)	Limit (dBuV/m)	Margin (dB)	Raw Value Chain 0 (dBm)	Correction Factor (dB)	EIRP Level (dBm)
1	5457.91	32.95 PK	74	-41.05	-70.68	8.37	-62.31
2	5457.91	26.94 AV	54	-27.06	-76.69	8.37	-68.32
3	7252.48	33.01 PK	74	-40.99	-70.62	8.37	-62.25
4	7252.48	27.08 AV	54	-26.92	-76.55	8.37	-68.18
5	19231.1	36.62 PK	74	-37.38	-67.01	8.37	-58.64
6	19231.1	22.99 AV	54	-31.01	-80.64	8.37	-72.27
7	23920.2	37.14 PK	74	-36.86	-66.49	8.37	-58.12
8	23920.2	23.79 AV	54	-30.21	-79.84	8.37	-71.47
9	39638.22	25.71 PK	74	-48.29	-77.92	8.37	-69.55
10	39638.22	17.75 AV	54	-36.25	-85.88	8.37	-77.51

Note: Margin value = Emission Level - Limit value

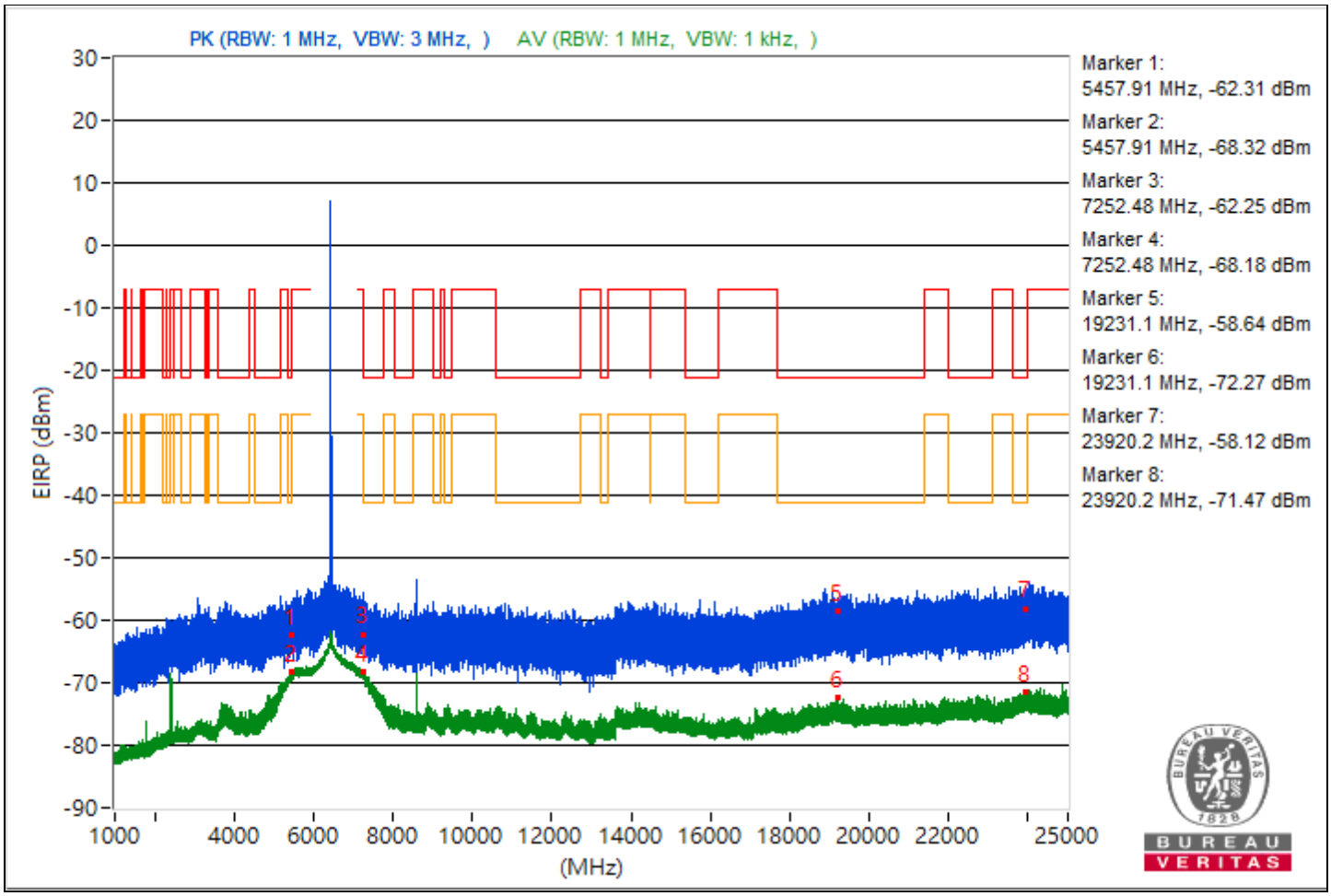

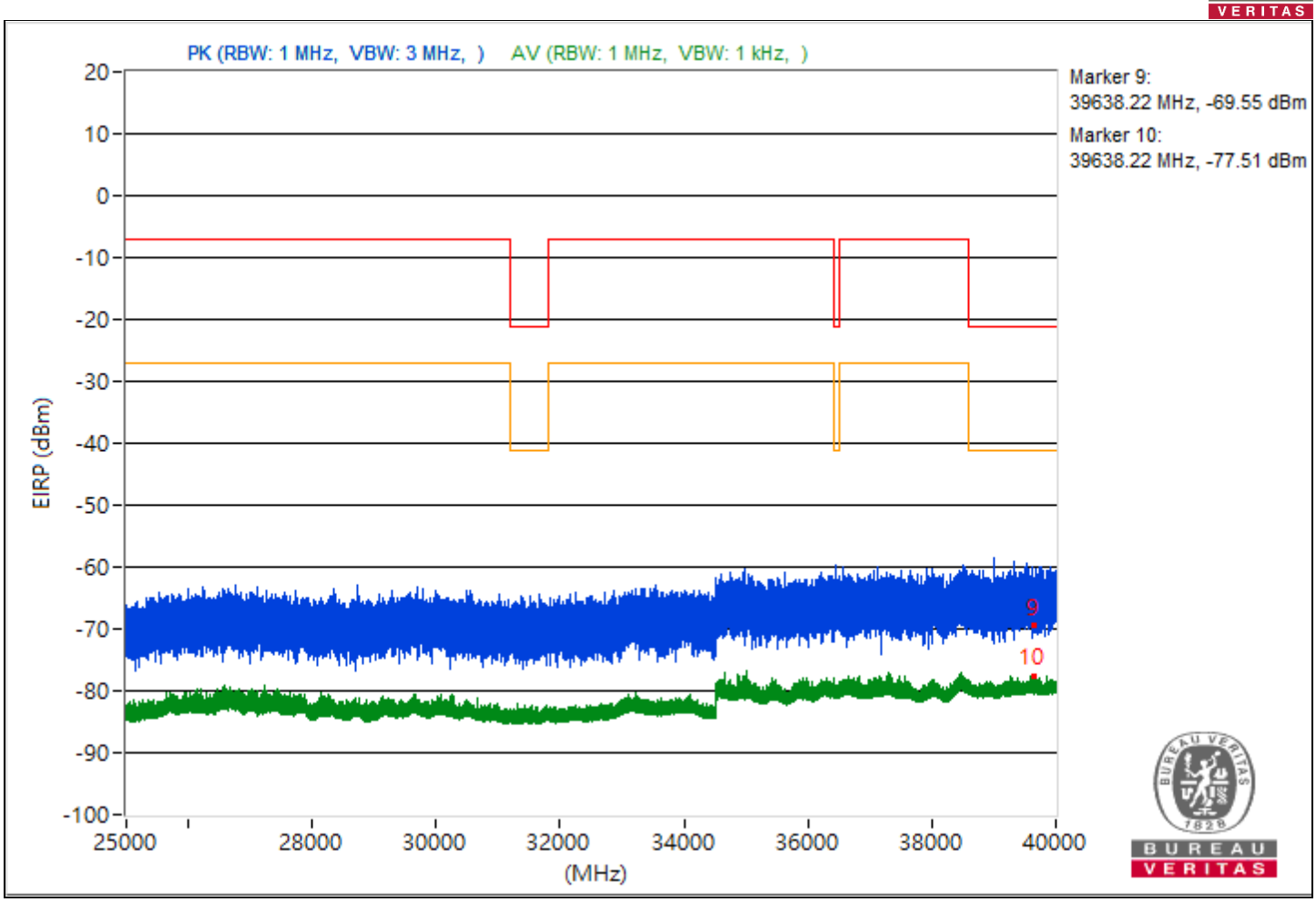
PK (RBW: 1 MHz, VBW: 3 MHz,)
AV (RBW: 1 MHz, VBW: 1 kHz,)
Marker 9:
39638.22 MHz, -69.55 dBm
Marker 10:
39638.22 MHz, -77.51 dBm
EIRP (dBm)
20
10
0
-10
-20
-30
-40
-50
-60
-70
-80
-90
-100
25000
28000
30000
32000
34000
36000
38000
40000
(MHz)
9
10

RF Mode	802.11be (EHT20) 52+26-tone RU	Channel	CH 113：6515 MHz
Frequency Range	1 GHz ~ 40 GHz	Environmental Conditions	25°C, 60% RH
Tested By	Dolly Chung		

Conducted Unwanted Emissions							
No.	Frequency (MHz)	Emission Level (dBuV/m)	Limit (dBuV/m)	Margin (dB)	Raw Value Chain 0 (dBm)	Correction Factor (dB)	EIRP Level (dBm)
1	5431.23	32.78 PK	74	-41.22	-70.85	8.37	-62.48
2	5431.23	24.81 AV	54	-29.19	-78.82	8.37	-70.45
3	#8686.67	41.4 PK	88.26	-46.86	-62.23	8.37	-53.86
4	#8686.67	39.17 AV	68.26	-29.09	-64.46	8.37	-56.09
5	18993.4	32.33 PK	74	-41.67	-71.3	8.37	-62.93
6	18993.4	23.12 AV	54	-30.88	-80.51	8.37	-72.14
7	23961.4	33.91 PK	74	-40.09	-69.72	8.37	-61.35
8	23961.4	24.88 AV	54	-29.12	-78.75	8.37	-70.38
9	39650.93	27.44 PK	74	-46.56	-76.19	8.37	-67.82
10	39650.93	18.38 AV	54	-35.62	-85.25	8.37	-76.88

Notes:

1. Margin value = Emission Level - Limit value
2. " # ": The radiated frequency is out of the restricted band.

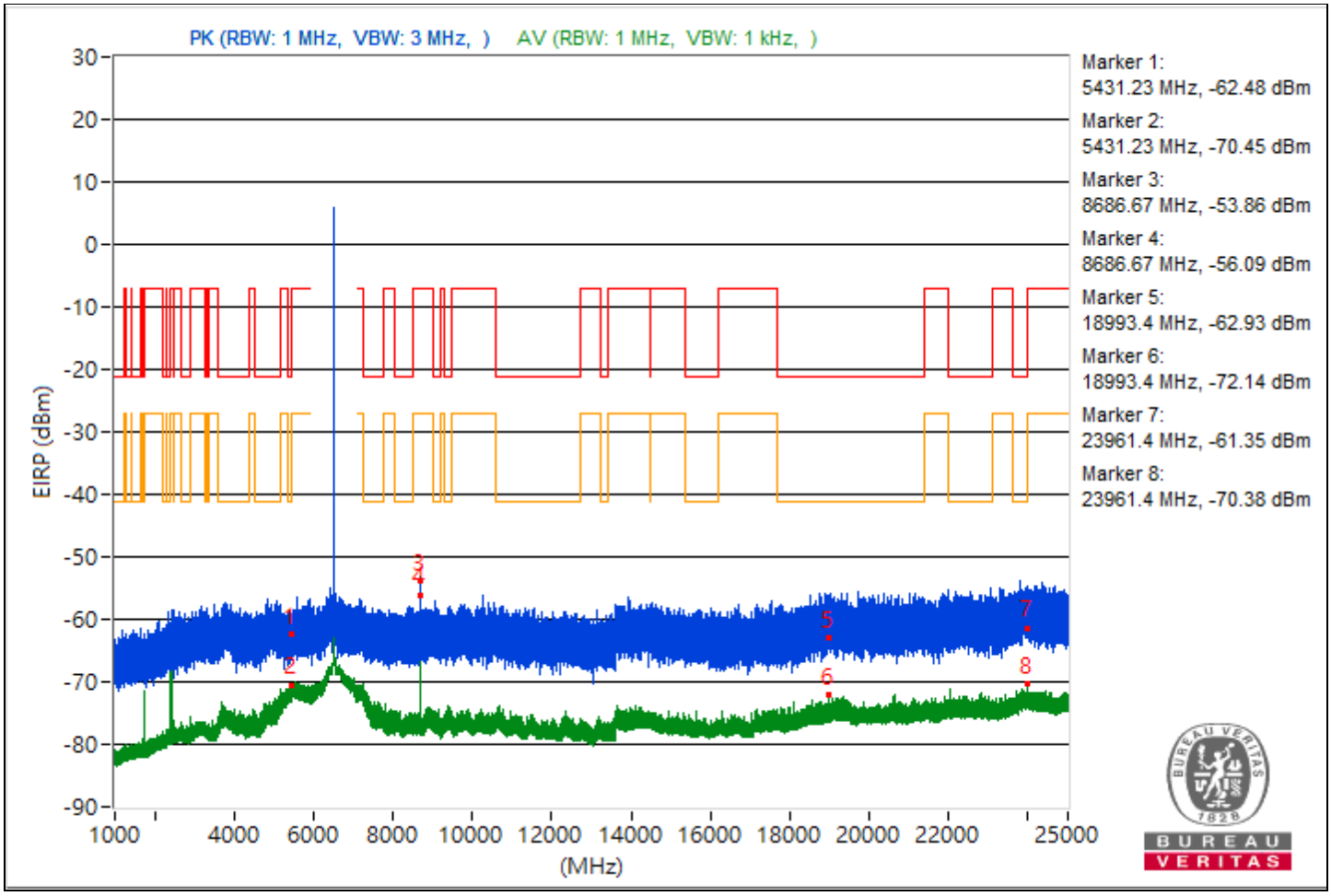

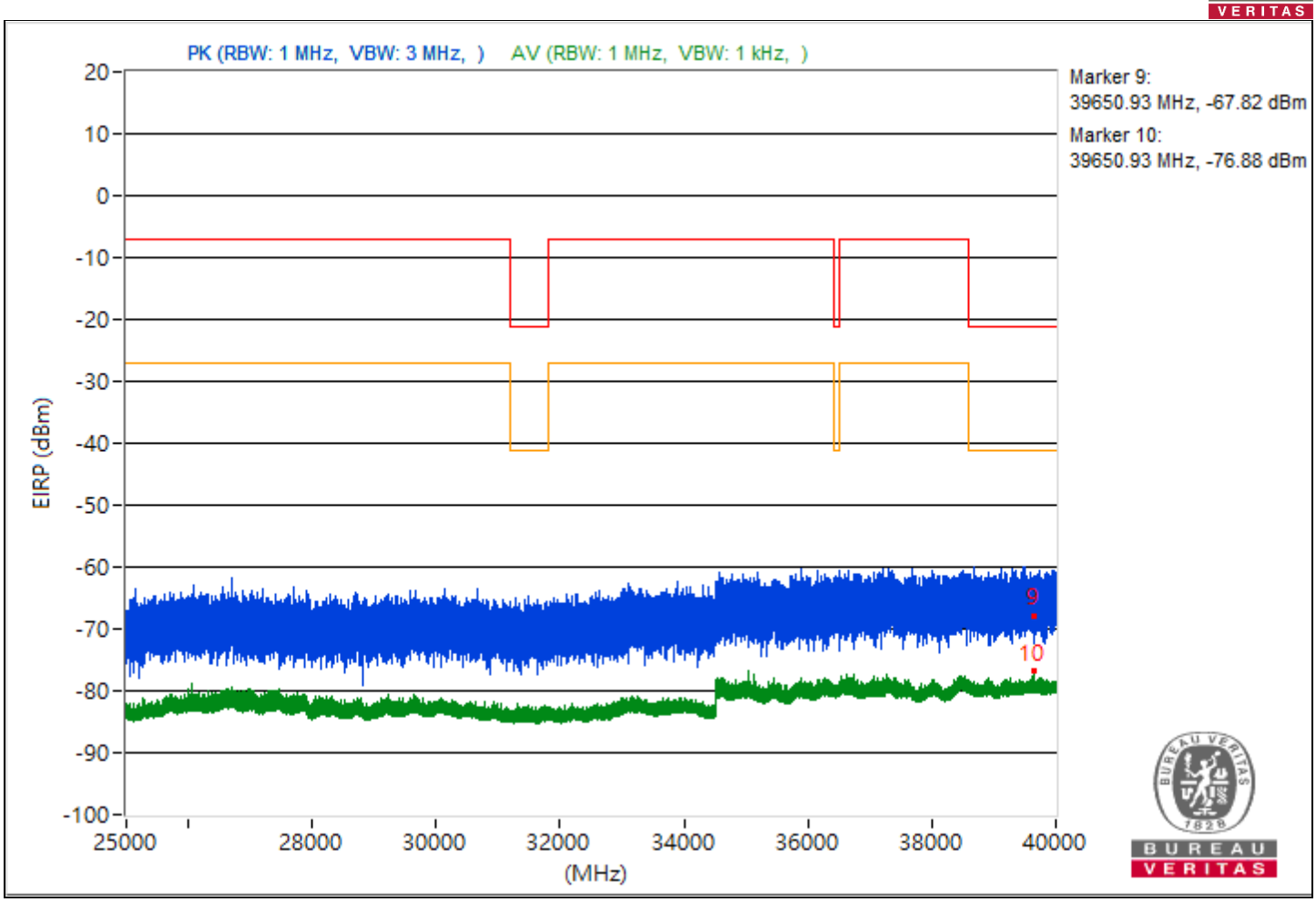
PK (RBW: 1 MHz, VBW: 3 MHz,)
AV (RBW: 1 MHz, VBW: 1 kHz,)
Marker 9:
39650.93 MHz, -67.82 dBm
Marker 10:
39650.93 MHz, -76.88 dBm
EIRP (dBm)
20
10
0
-10
-20
-30
-40
-50
-60
-70
-80
-90
-100
25000
28000
30000
32000
34000
36000
38000
40000
(MHz)
9
10

RF Mode	802.11be (EHT20) 52+26-tone RU	Channel	CH 117：6535 MHz
Frequency Range	1 GHz ~ 40 GHz	Environmental Conditions	25°C, 60% RH
Tested By	Dolly Chung		

Conducted Unwanted Emissions							
No.	Frequency (MHz)	Emission Level (dBuV/m)	Limit (dBuV/m)	Margin (dB)	Raw Value Chain 0 (dBm)	Correction Factor (dB)	EIRP Level (dBm)
1	5457.83	34.08 PK	74	-39.92	-69.55	8.37	-61.18
2	5457.83	24.59 AV	54	-29.41	-79.04	8.37	-70.67
3	#8713.33	40.36 PK	88.26	-47.9	-63.27	8.37	-54.9
4	#8713.33	39.3 AV	68.26	-28.96	-64.33	8.37	-55.96
5	19033.7	33.76 PK	74	-40.24	-69.87	8.37	-61.5
6	19033.7	22.92 AV	54	-31.08	-80.71	8.37	-72.34
7	23897.7	36.55 PK	74	-37.45	-67.08	8.37	-58.71
8	23897.7	23.97 AV	54	-30.03	-79.66	8.37	-71.29
9	39575.2	30.81 PK	74	-43.19	-72.82	8.37	-64.45
10	39575.2	18.08 AV	54	-35.92	-85.55	8.37	-77.18

Notes:

1. Margin value = Emission Level - Limit value
2. " # ": The radiated frequency is out of the restricted band.

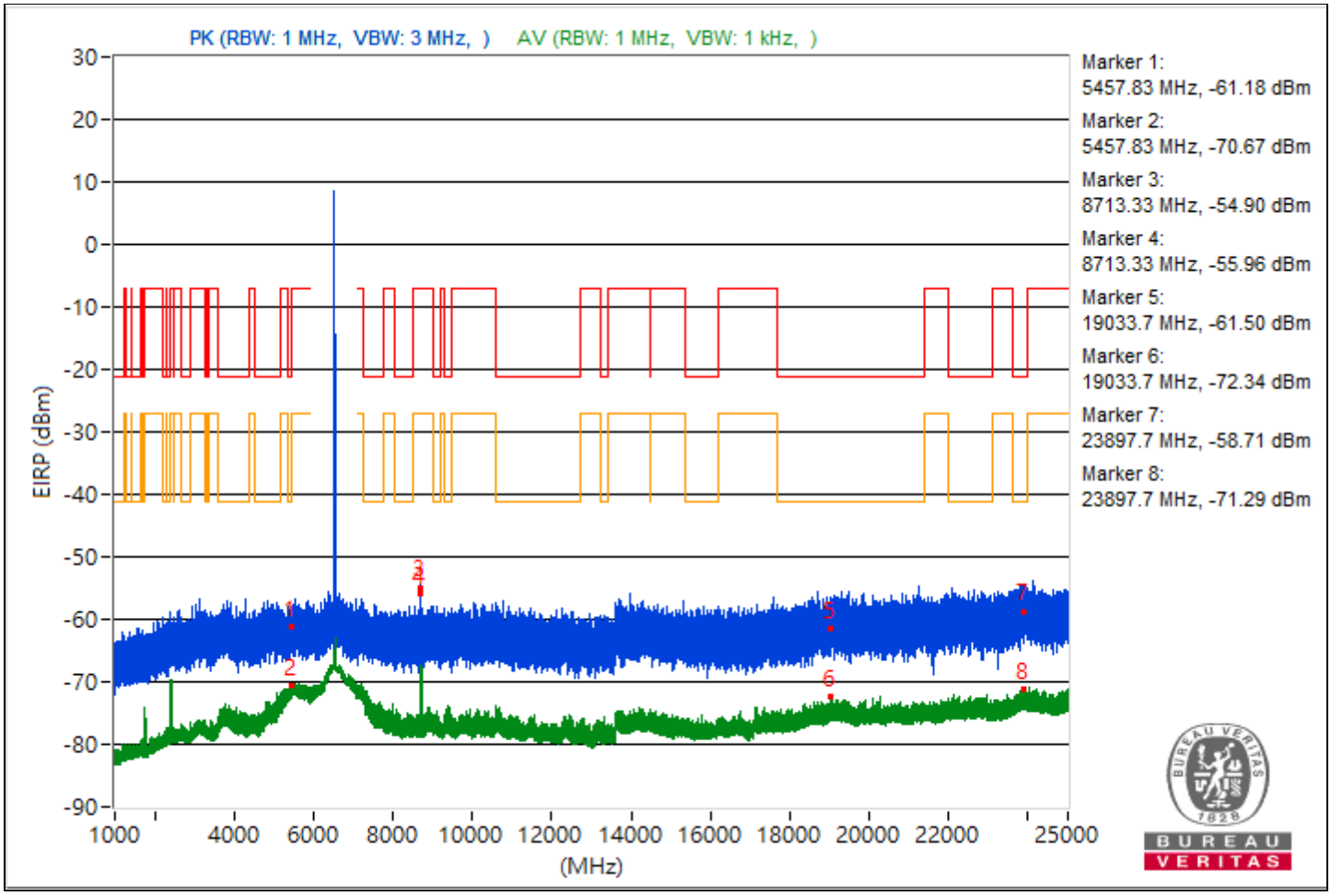

PK (RBW: 1 MHz, VBW: 3 MHz,)
AV (RBW: 1 MHz, VBW: 1 kHz,)
Marker 9:
39575.2 MHz, -64.45 dBm
Marker 10:
39575.2 MHz, -77.18 dBm
EIRP (dBm)
20
10
0
-10
-20
-30
-40
-50
-60
-70
-80
-90
-100
25000
28000
30000
32000
34000
36000
38000
40000
(MHz)
9
10

RF Mode	802.11be (EHT20) 52+26-tone RU	Channel	CH 185：6875 MHz
Frequency Range	1 GHz ~ 40 GHz	Environmental Conditions	25°C, 60% RH
Tested By	Dolly Chung		

Conducted Unwanted Emissions							
No.	Frequency (MHz)	Emission Level (dBuV/m)	Limit (dBuV/m)	Margin (dB)	Raw Value Chain 0 (dBm)	Correction Factor (dB)	EIRP Level (dBm)
1	5457.6	35.19 PK	74	-38.81	-68.44	8.37	-60.07
2	5457.6	25.01 AV	54	-28.99	-78.62	8.37	-70.25
3	9166.67	40.7 PK	74	-33.3	-62.93	8.37	-54.56
4	9166.67	39.63 AV	54	-14.37	-64	8.37	-55.63
5	20704	34.06 PK	74	-39.94	-69.57	8.37	-61.2
6	20704	23 AV	54	-31	-80.63	8.37	-72.26
7	23864.3	36.36 PK	74	-37.64	-67.27	8.37	-58.9
8	23864.3	24.5 AV	54	-29.5	-79.13	8.37	-70.76
9	39643.73	29.08 PK	74	-44.92	-74.55	8.37	-66.18
10	39643.73	16.8 AV	54	-37.2	-86.83	8.37	-78.46

Note: Margin value = Emission Level - Limit value

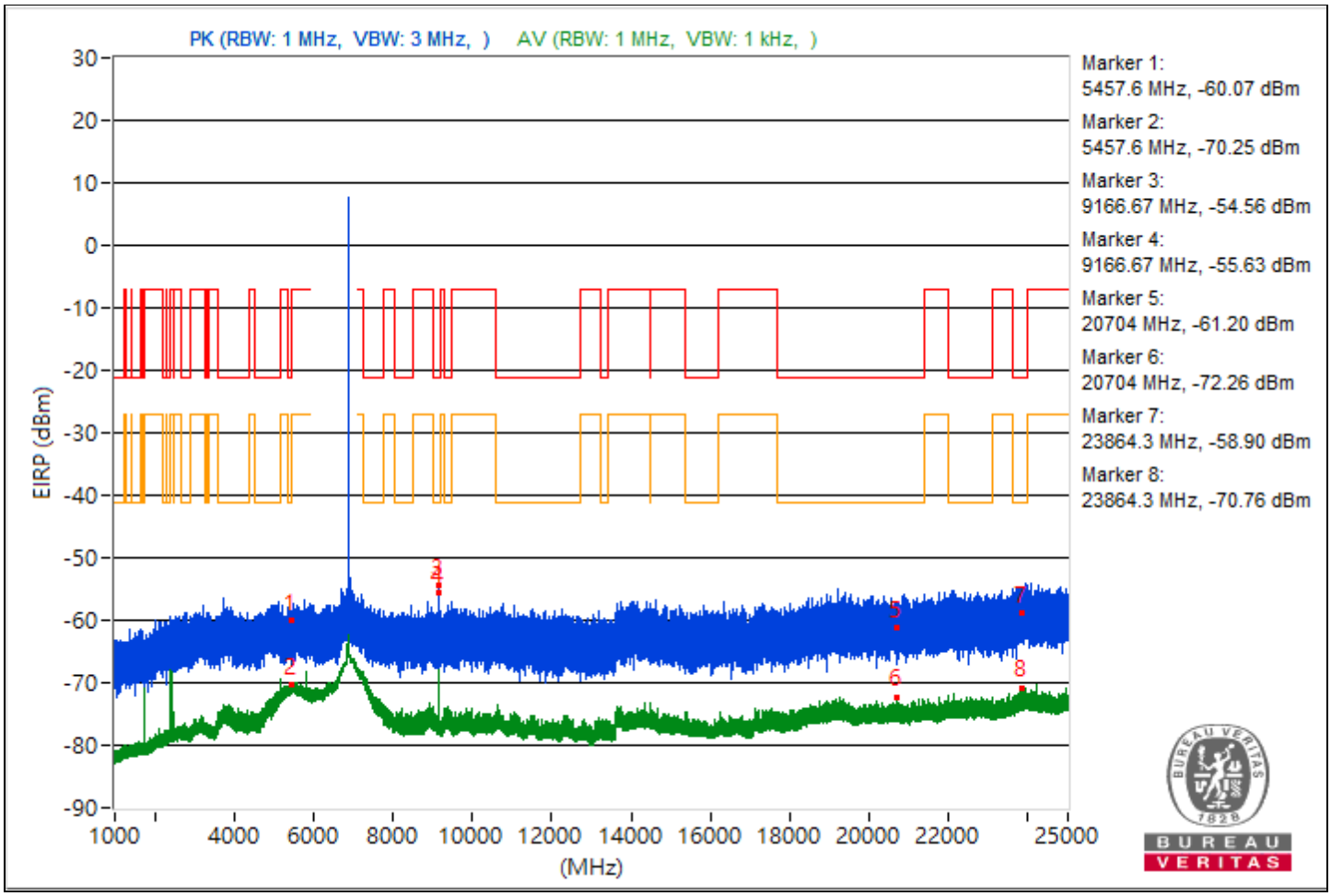

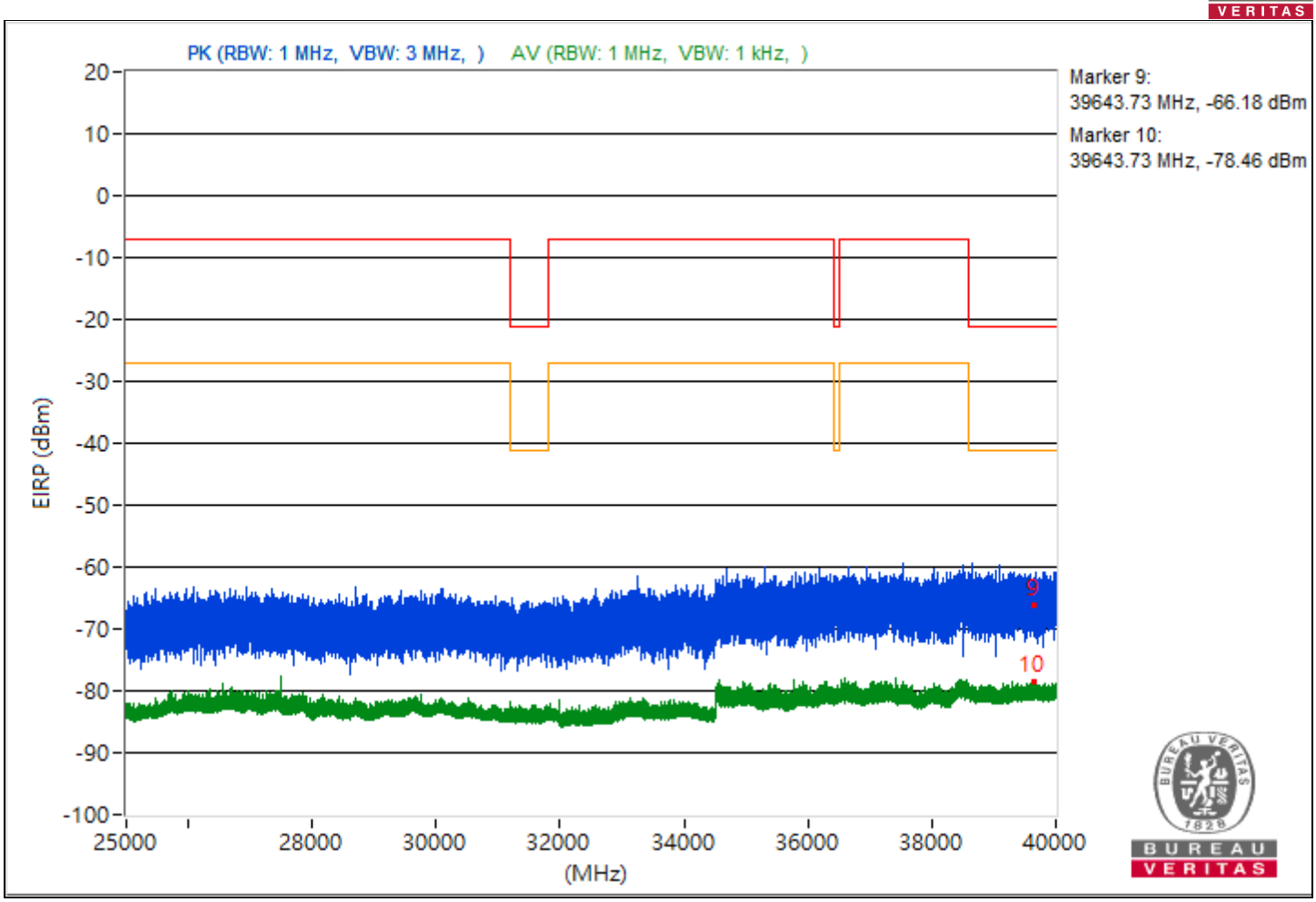
PK (RBW: 1 MHz, VBW: 3 MHz,)
AV (RBW: 1 MHz, VBW: 1 kHz,)
Marker 9:
39643.73 MHz, -66.18 dBm
Marker 10:
39643.73 MHz, -78.46 dBm
EIRP (dBm)
20
10
0
-10
-20
-30
-40
-50
-60
-70
-80
-90
-100
25000
28000
30000
32000
34000
36000
38000
40000
(MHz)
9
10

RF Mode	802.11be (EHT20) 52+26-tone RU	Channel	CH 209：6995 MHz
Frequency Range	1 GHz ~ 40 GHz	Environmental Conditions	25°C, 60% RH
Tested By	Dolly Chung		

Conducted Unwanted Emissions							
No.	Frequency (MHz)	Emission Level (dBuV/m)	Limit (dBuV/m)	Margin (dB)	Raw Value Chain 0 (dBm)	Correction Factor (dB)	EIRP Level (dBm)
1	5459.23	32.44 PK	74	-41.56	-71.19	8.37	-62.82
2	5459.23	26.42 AV	54	-27.58	-77.21	8.37	-68.84
3	9326.58	40.55 PK	74	-33.45	-63.08	8.37	-54.71
4	9326.58	37.99 AV	54	-16.01	-65.64	8.37	-57.27
5	21189.5	32.38 PK	74	-41.62	-71.25	8.37	-62.88
6	21189.5	22.59 AV	54	-31.41	-81.04	8.37	-72.67
7	23960.7	35.06 PK	74	-38.94	-68.57	8.37	-60.2
8	23960.7	23.77 AV	54	-30.23	-79.86	8.37	-71.49
9	39792.44	29.65 PK	74	-44.35	-73.98	8.37	-65.61
10	39792.44	18.06 AV	54	-35.94	-85.57	8.37	-77.2

Note: Margin value = Emission Level - Limit value

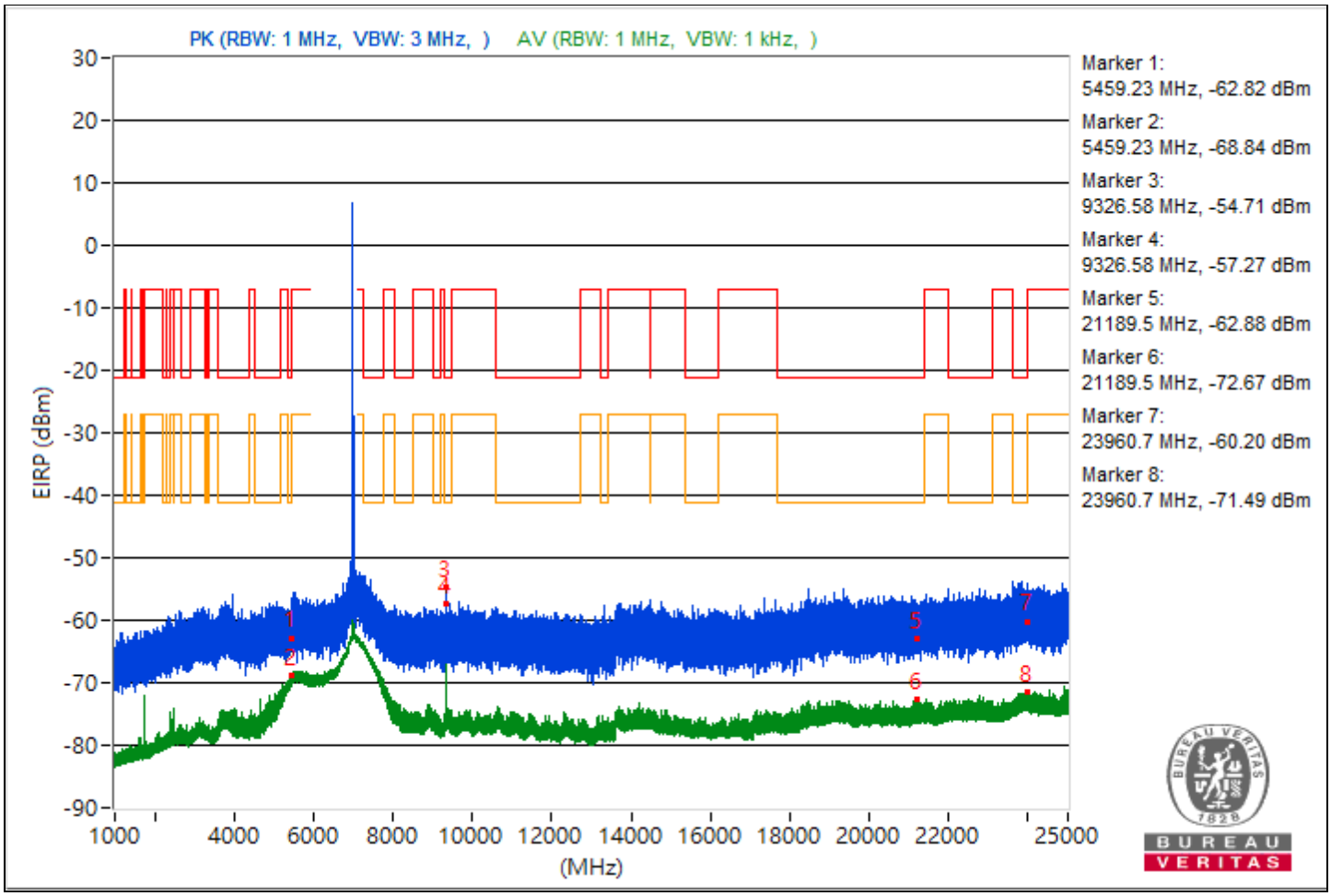

PK (RBW: 1 MHz, VBW: 3 MHz,)
AV (RBW: 1 MHz, VBW: 1 kHz,)
Marker 9:
39792.44 MHz, -65.61 dBm
Marker 10:
39792.44 MHz, -77.20 dBm
EIRP (dBm)
20
10
0
-10
-20
-30
-40
-50
-60
-70
-80
-90
-100
25000
28000
30000
32000
34000
36000
38000
40000
(MHz)
9
10

RF Mode	802.11be (EHT20) 52+26-tone RU	Channel	CH 233：7115 MHz
Frequency Range	1 GHz ~ 40 GHz	Environmental Conditions	25°C, 60% RH
Tested By	Dolly Chung		

Conducted Unwanted Emissions							
No.	Frequency (MHz)	Emission Level (dBuV/m)	Limit (dBuV/m)	Margin (dB)	Raw Value Chain 0 (dBm)	Correction Factor (dB)	EIRP Level (dBm)
1	5439.48	34.18 PK	74	-39.82	-69.45	8.37	-61.08
2	5439.48	26.01 AV	54	-27.99	-77.62	8.37	-69.25
3	9487.2	37.65 PK	74	-36.35	-65.98	8.37	-57.61
4	9487.2	30.13 AV	54	-23.87	-73.5	8.37	-65.13
5	21178.8	34.51 PK	74	-39.49	-69.12	8.37	-60.75
6	21178.8	23.74 AV	54	-30.26	-79.89	8.37	-71.52
7	23898.7	36.96 PK	74	-37.04	-66.67	8.37	-58.3
8	23898.7	24.77 AV	54	-29.23	-78.86	8.37	-70.49
9	39608.89	32.08 PK	74	-41.92	-71.55	8.37	-63.18
10	39608.89	20.38 AV	54	-33.62	-83.25	8.37	-74.88

Note: Margin value = Emission Level - Limit value

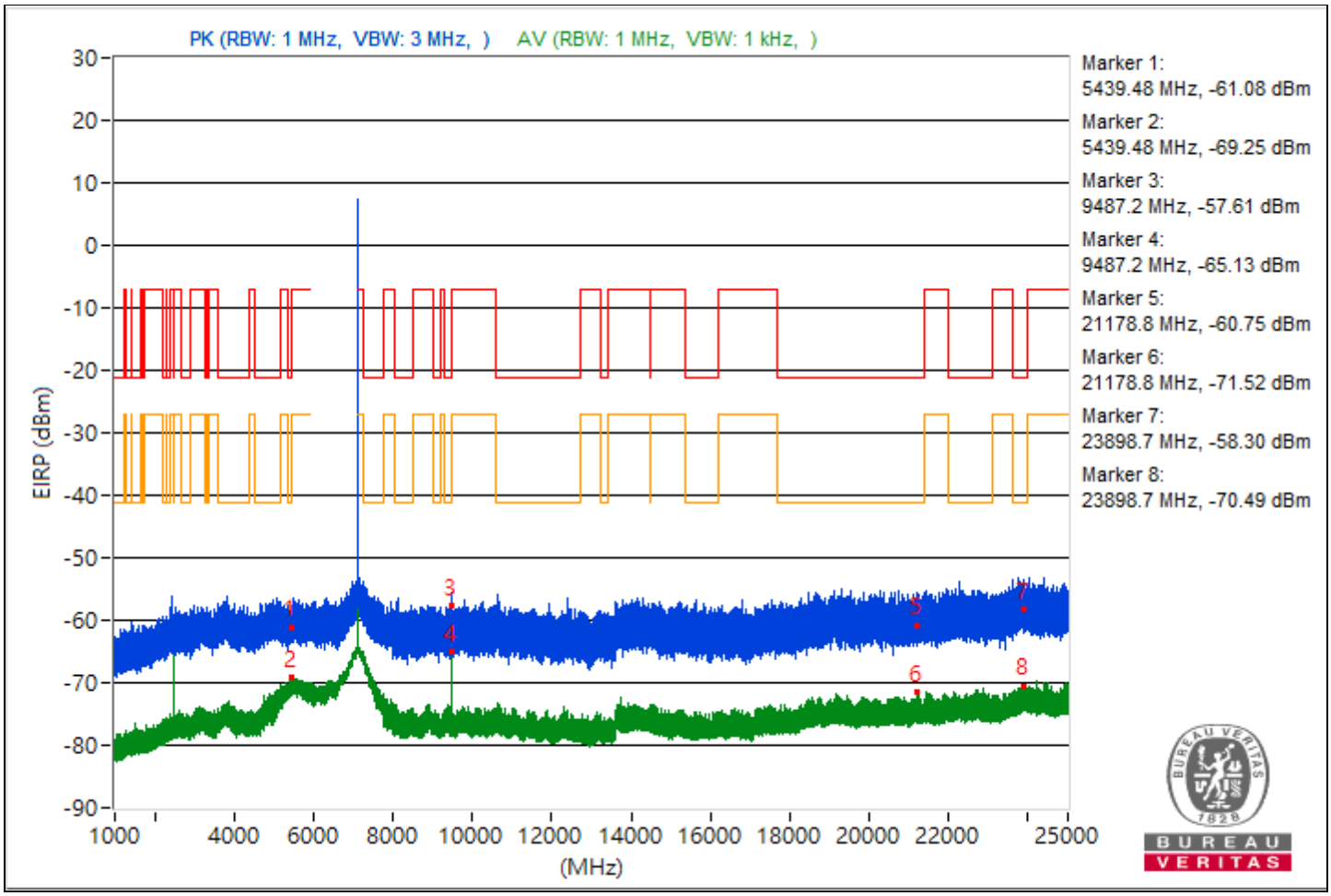

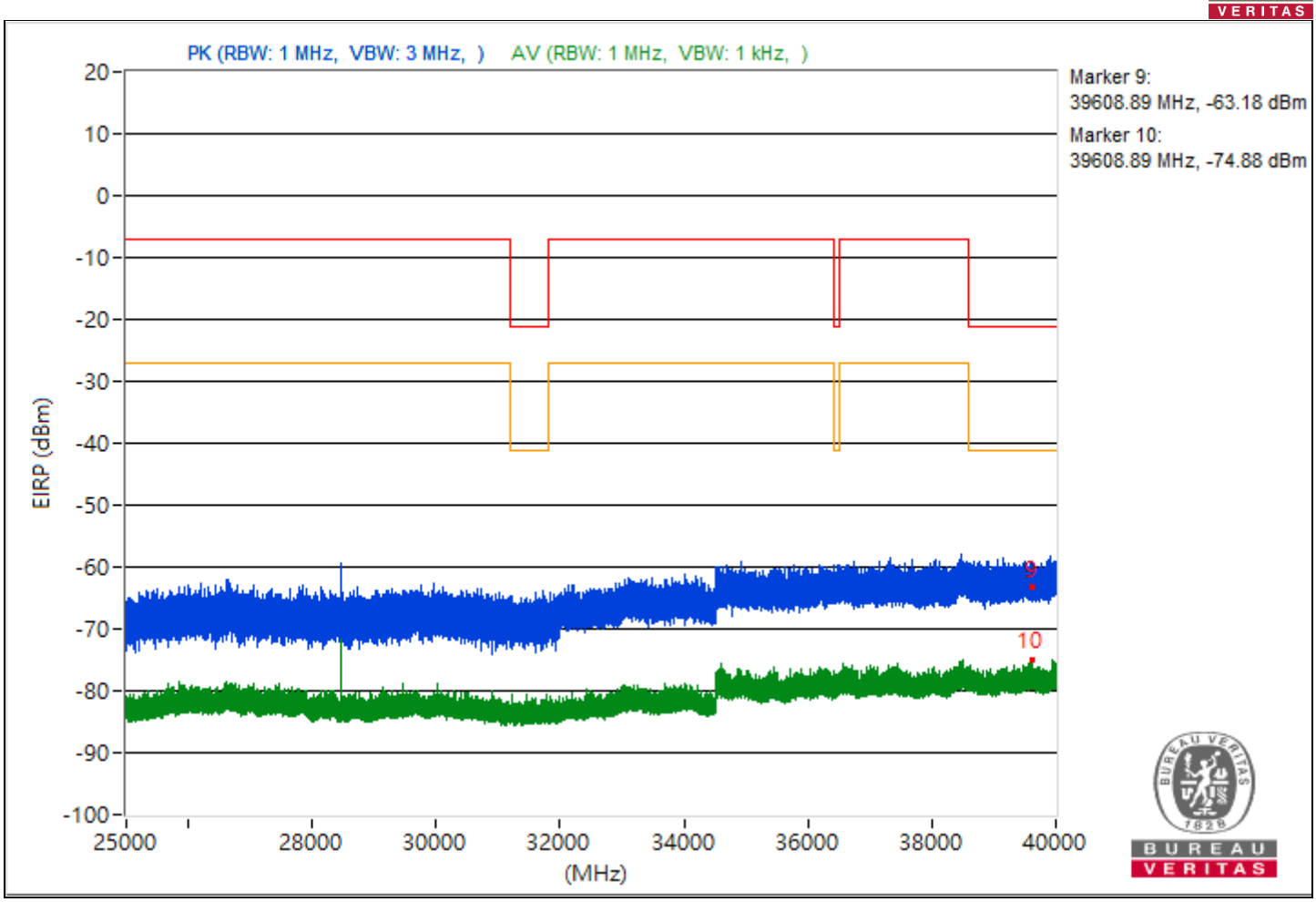
PK (RBW: 1 MHz, VBW: 3 MHz,)
AV (RBW: 1 MHz, VBW: 1 kHz,)
Marker 9:
39608.89 MHz, -63.18 dBm
Marker 10:
39608.89 MHz, -74.88 dBm
EIRP (dBm)
20
10
0
-10
-20
-30
-40
-50
-60
-70
-80
-90
-100
25000
28000
30000
32000
34000
36000
38000
40000
(MHz)
9
10

RF Mode	802.11be (EHT20) 106+26-tone RU	Channel	CH 1：5955 MHz
Frequency Range	1 GHz ~ 40 GHz	Environmental Conditions	25°C, 60% RH
Tested By	Dolly Chung		

Conducted Unwanted Emissions							
No.	Frequency (MHz)	Emission Level (dBuV/m)	Limit (dBuV/m)	Margin (dB)	Raw Value Chain 0 (dBm)	Correction Factor (dB)	EIRP Level (dBm)
1	5442.98	33.59 PK	74	-40.41	-70.04	8.37	-61.67
2	5442.98	28.76 AV	54	-25.24	-74.87	8.37	-66.5
3	#7940.03	46.37 PK	88.26	-41.89	-57.26	8.37	-48.89
4	#7940.03	45.97 AV	68.26	-22.29	-57.66	8.37	-49.29
5	19177.4	33.43 PK	74	-40.57	-70.2	8.37	-61.83
6	19177.4	22.88 AV	54	-31.12	-80.75	8.37	-72.38
7	23837.9	36.36 PK	74	-37.64	-67.27	8.37	-58.9
8	23837.9	23.81 AV	54	-30.19	-79.82	8.37	-71.45
9	39635.64	27.74 PK	74	-46.26	-75.89	8.37	-67.52
10	39635.64	17.41 AV	54	-36.59	-86.22	8.37	-77.85

Notes:

1. Margin value = Emission Level - Limit value
2. " # ": The radiated frequency is out of the restricted band.

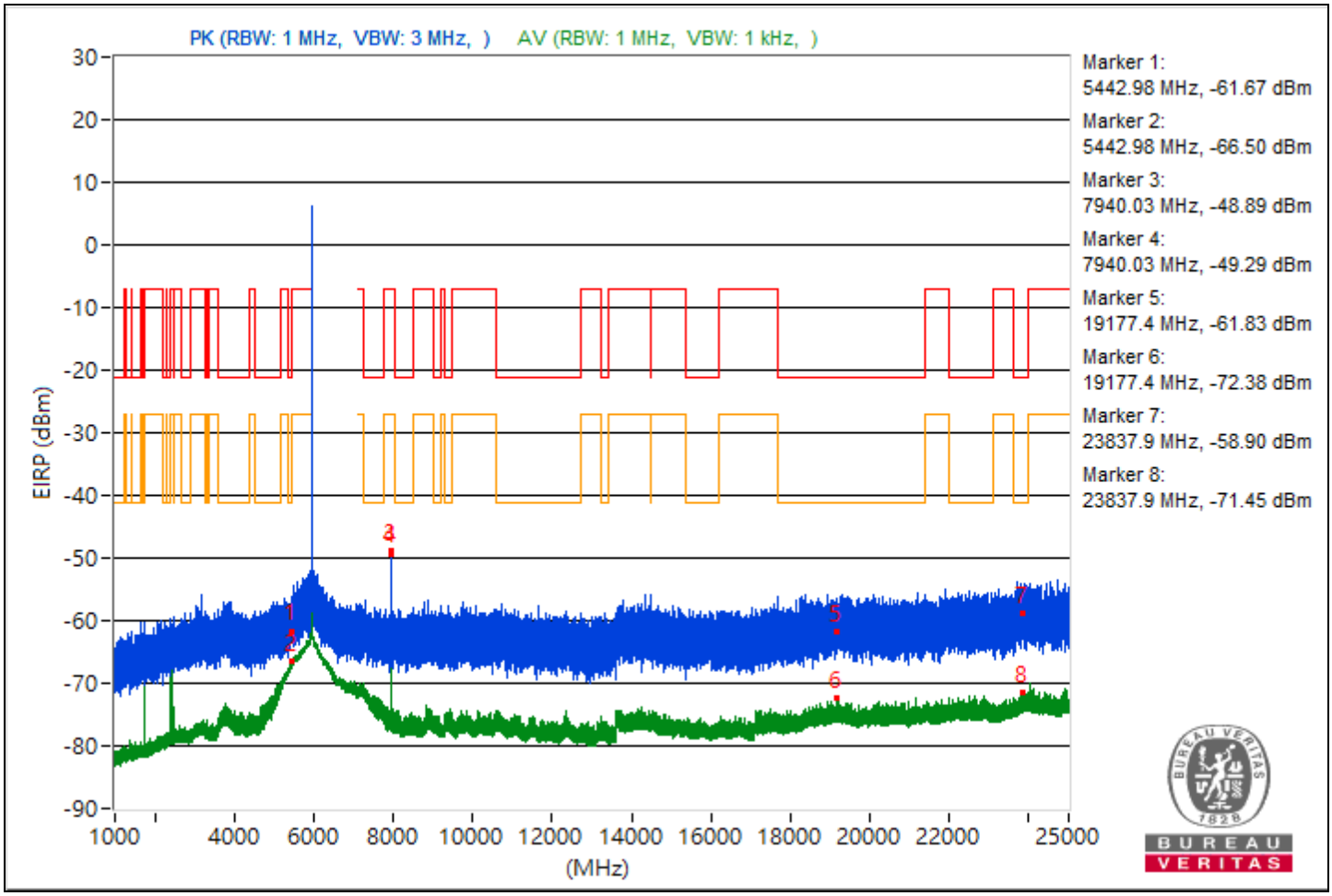

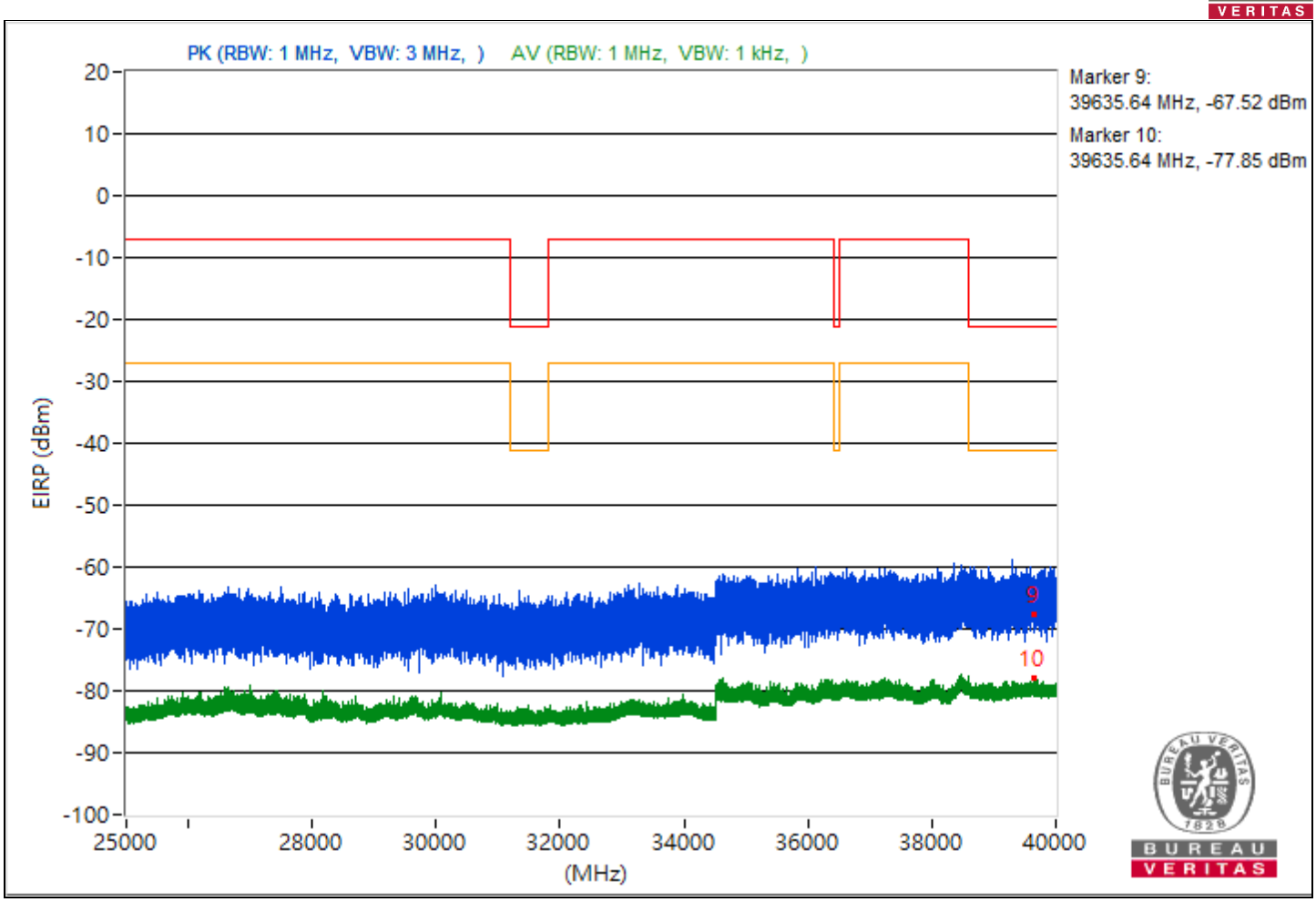
PK (RBW: 1 MHz, VBW: 3 MHz,)
AV (RBW: 1 MHz, VBW: 1 kHz,)
Marker 9:
39635.64 MHz, -67.52 dBm
Marker 10:
39635.64 MHz, -77.85 dBm
EIRP (dBm)
20
10
0
-10
-20
-30
-40
-50
-60
-70
-80
-90
-100
25000
28000
30000
32000
34000
36000
38000
40000
(MHz)
9
10

RF Mode	802.11be (EHT20) 106+26-tone RU	Channel	CH 93：6415 MHz
Frequency Range	1 GHz ~ 40 GHz	Environmental Conditions	25°C, 60% RH
Tested By	Dolly Chung		

Conducted Unwanted Emissions							
No.	Frequency (MHz)	Emission Level (dBuV/m)	Limit (dBuV/m)	Margin (dB)	Raw Value Chain 0 (dBm)	Correction Factor (dB)	EIRP Level (dBm)
1	5450.76	32.37 PK	74	-41.63	-71.26	8.37	-62.89
2	5450.76	27.03 AV	54	-26.97	-76.6	8.37	-68.23
3	7250.14	32.62 PK	74	-41.38	-71.01	8.37	-62.64
4	7250.14	26.63 AV	54	-27.37	-77	8.37	-68.63
5	19417.6	34.49 PK	74	-39.51	-69.14	8.37	-60.77
6	19417.6	22.6 AV	54	-31.4	-81.03	8.37	-72.66
7	23796.7	35.25 PK	74	-38.75	-68.38	8.37	-60.01
8	23796.7	23.72 AV	54	-30.28	-79.91	8.37	-71.54
9	39644.09	27.63 PK	74	-46.37	-76	8.37	-67.63
10	39644.09	18.14 AV	54	-35.86	-85.49	8.37	-77.12

Note: Margin value = Emission Level - Limit value

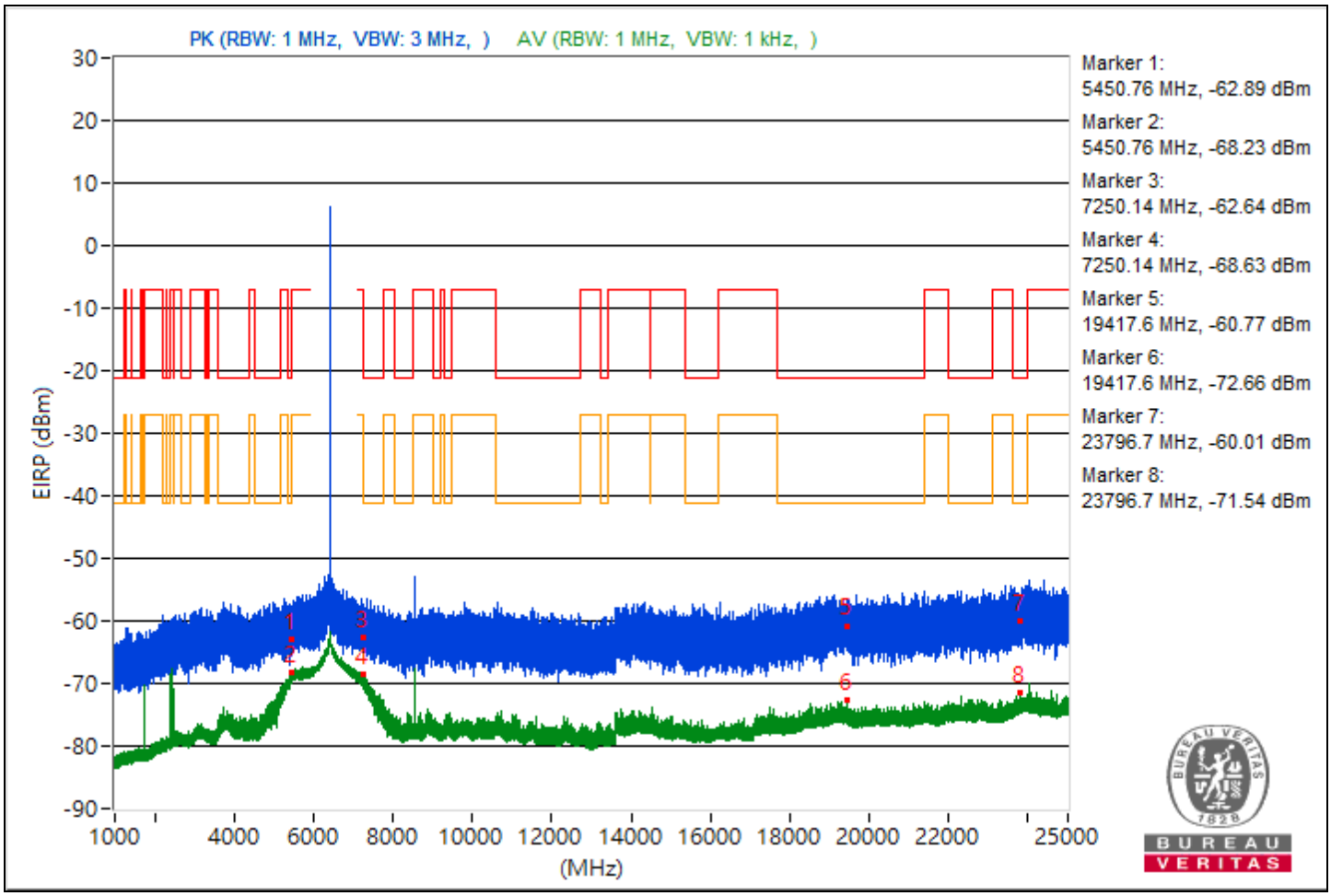

PK (RBW: 1 MHz, VBW: 3 MHz,)
AV (RBW: 1 MHz, VBW: 1 kHz,)
Marker 9:
39644.09 MHz, -67.63 dBm
Marker 10:
39644.09 MHz, -77.12 dBm
EIRP (dBm)
20
10
0
-10
-20
-30
-40
-50
-60
-70
-80
-90
-100
25000
28000
30000
32000
34000
36000
38000
40000
(MHz)
9
10

RF Mode	802.11be (EHT20) 106+26-tone RU	Channel	CH 97：6435 MHz
Frequency Range	1 GHz ~ 40 GHz	Environmental Conditions	25°C, 60% RH
Tested By	Dolly Chung		

Conducted Unwanted Emissions							
No.	Frequency (MHz)	Emission Level (dBuV/m)	Limit (dBuV/m)	Margin (dB)	Raw Value Chain 0 (dBm)	Correction Factor (dB)	EIRP Level (dBm)
1	5459.86	34.32 PK	74	-39.68	-69.31	8.37	-60.94
2	5459.86	26.96 AV	54	-27.04	-76.67	8.37	-68.3
3	7258.39	33.13 PK	74	-40.87	-70.5	8.37	-62.13
4	7258.39	26.74 AV	54	-27.26	-76.89	8.37	-68.52
5	20571	33.12 PK	74	-40.88	-70.51	8.37	-62.14
6	20571	23.01 AV	54	-30.99	-80.62	8.37	-72.25
7	23870.5	37.63 PK	74	-36.37	-66	8.37	-57.63
8	23870.5	24.28 AV	54	-29.72	-79.35	8.37	-70.98
9	39718.22	32.2 PK	74	-41.8	-71.43	8.37	-63.06
10	39718.22	17.41 AV	54	-36.59	-86.22	8.37	-77.85

Note: Margin value = Emission Level - Limit value

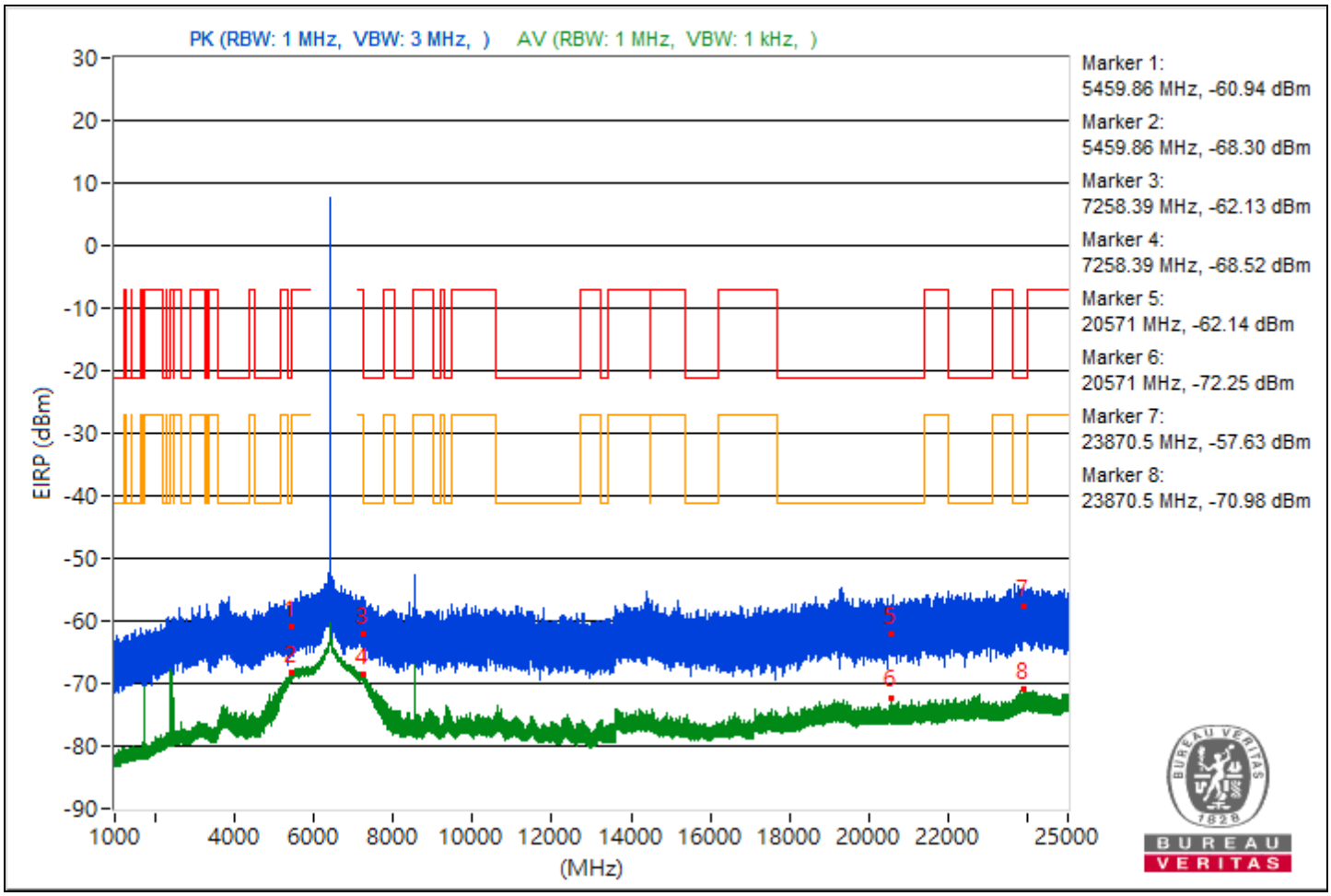

PK (RBW: 1 MHz, VBW: 3 MHz,)
AV (RBW: 1 MHz, VBW: 1 kHz,)
Marker 9:
39718.22 MHz, -63.06 dBm
Marker 10:
39718.22 MHz, -77.85 dBm
EIRP (dBm)
20
10
0
-10
-20
-30
-40
-50
-60
-70
-80
-90
-100
25000
28000
30000
32000
34000
36000
38000
40000
(MHz)
9
10

RF Mode	802.11be (EHT20) 106+26-tone RU	Channel	CH 113：6515 MHz
Frequency Range	1 GHz ~ 40 GHz	Environmental Conditions	25°C, 60% RH
Tested By	Dolly Chung		

Conducted Unwanted Emissions							
No.	Frequency (MHz)	Emission Level (dBuV/m)	Limit (dBuV/m)	Margin (dB)	Raw Value Chain 0 (dBm)	Correction Factor (dB)	EIRP Level (dBm)
1	5458.61	33.97 PK	74	-40.03	-69.66	8.37	-61.29
2	5458.61	27.16 AV	54	-26.84	-76.47	8.37	-68.1
3	7254.27	34.15 PK	74	-39.85	-69.48	8.37	-61.11
4	7254.27	27.78 AV	54	-26.22	-75.85	8.37	-67.48
5	18687.7	35.17 PK	74	-38.83	-68.46	8.37	-60.09
6	18687.7	22.49 AV	54	-31.51	-81.14	8.37	-72.77
7	23830.1	35.74 PK	74	-38.26	-67.89	8.37	-59.52
8	23830.1	23.66 AV	54	-30.34	-79.97	8.37	-71.6
9	39605.24	31.14 PK	74	-42.86	-72.49	8.37	-64.12
10	39605.24	17.16 AV	54	-36.84	-86.47	8.37	-78.1

Note: Margin value = Emission Level - Limit value

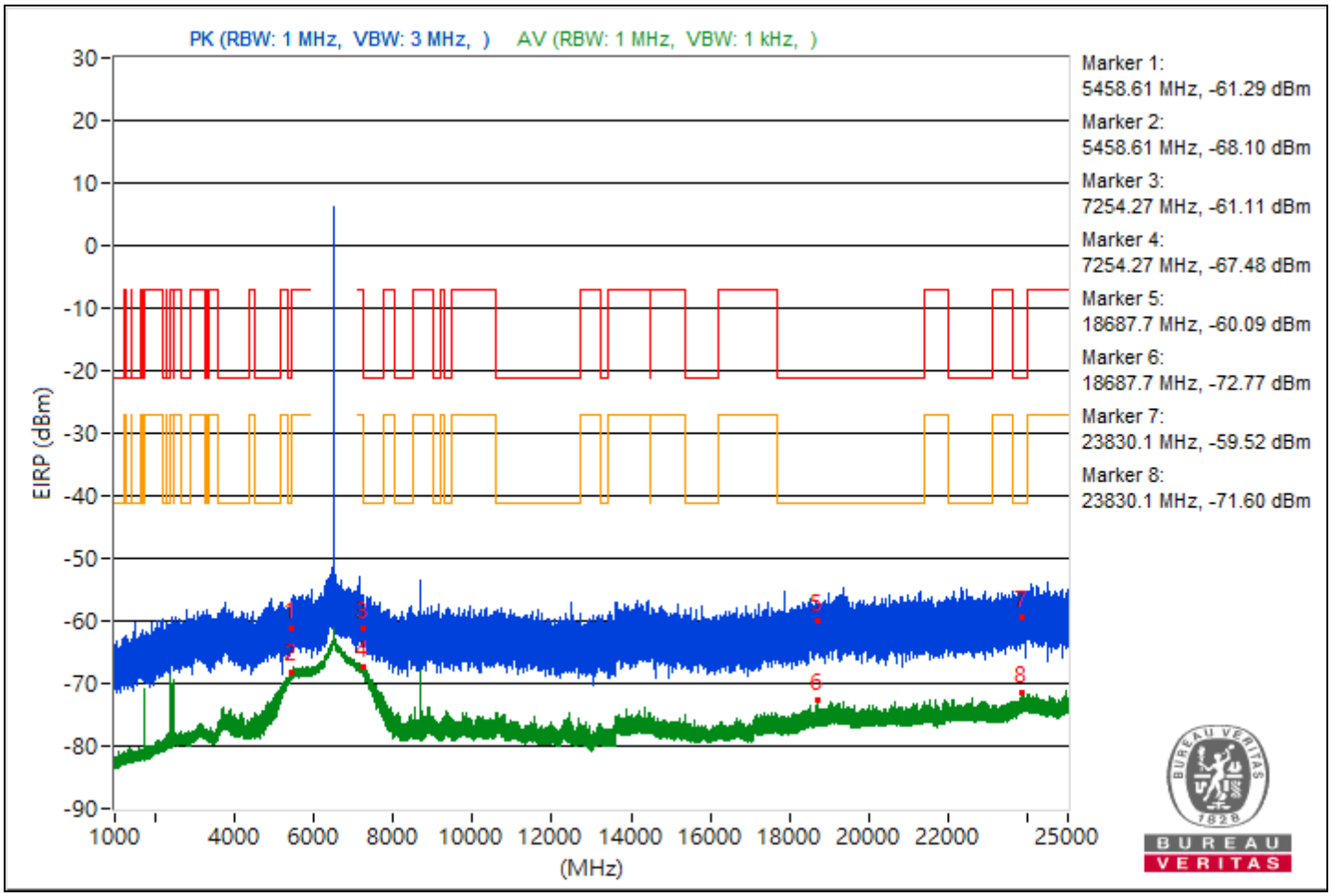

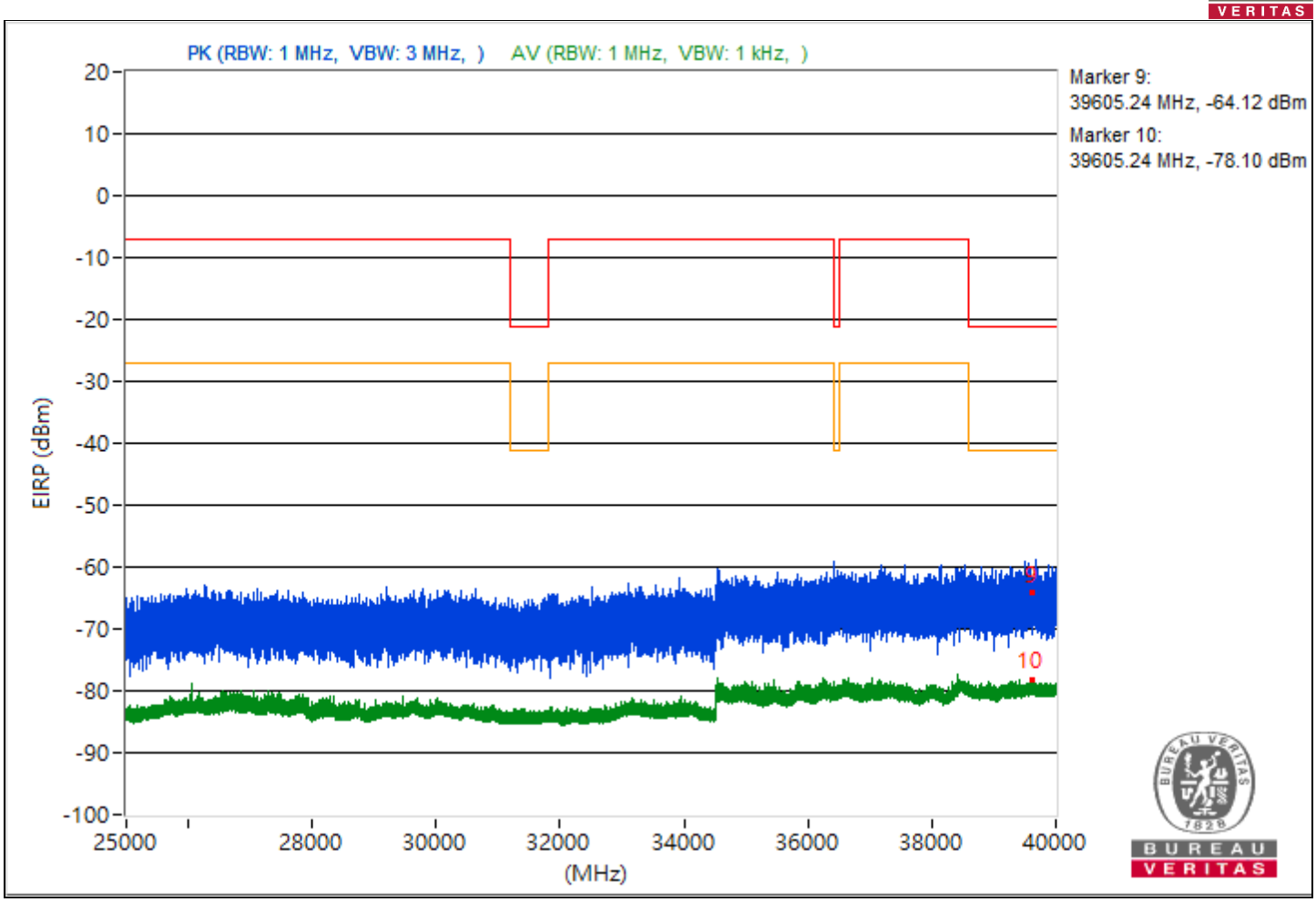
PK (RBW: 1 MHz, VBW: 3 MHz,)
AV (RBW: 1 MHz, VBW: 1 kHz,)
Marker 9:
39605.24 MHz, -64.12 dBm
Marker 10:
39605.24 MHz, -78.10 dBm
EIRP (dBm)
20
10
0
-10
-20
-30
-40
-50
-60
-70
-80
-90
-100
25000
28000
30000
32000
34000
36000
38000
40000
(MHz)
9
10

RF Mode	802.11be (EHT20) 106+26-tone RU	Channel	CH 117：6535 MHz
Frequency Range	1 GHz ~ 40 GHz	Environmental Conditions	25°C, 60% RH
Tested By	Dolly Chung		

Conducted Unwanted Emissions							
No.	Frequency (MHz)	Emission Level (dBuV/m)	Limit (dBuV/m)	Margin (dB)	Raw Value Chain 0 (dBm)	Correction Factor (dB)	EIRP Level (dBm)
1	5455.11	34.05 PK	74	-39.95	-69.58	8.37	-61.21
2	5455.11	27.09 AV	54	-26.91	-76.54	8.37	-68.17
3	7250.22	33.6 PK	74	-40.4	-70.03	8.37	-61.66
4	7250.22	27.94 AV	54	-26.06	-75.69	8.37	-67.32
5	19166	34.39 PK	74	-39.61	-69.24	8.37	-60.87
6	19166	22.61 AV	54	-31.39	-81.02	8.37	-72.65
7	23735.5	35.72 PK	74	-38.28	-67.91	8.37	-59.54
8	23735.5	24.02 AV	54	-29.98	-79.61	8.37	-71.24
9	39657.33	30.76 PK	74	-43.24	-72.87	8.37	-64.5
10	39657.33	17.35 AV	54	-36.65	-86.28	8.37	-77.91

Note: Margin value = Emission Level - Limit value

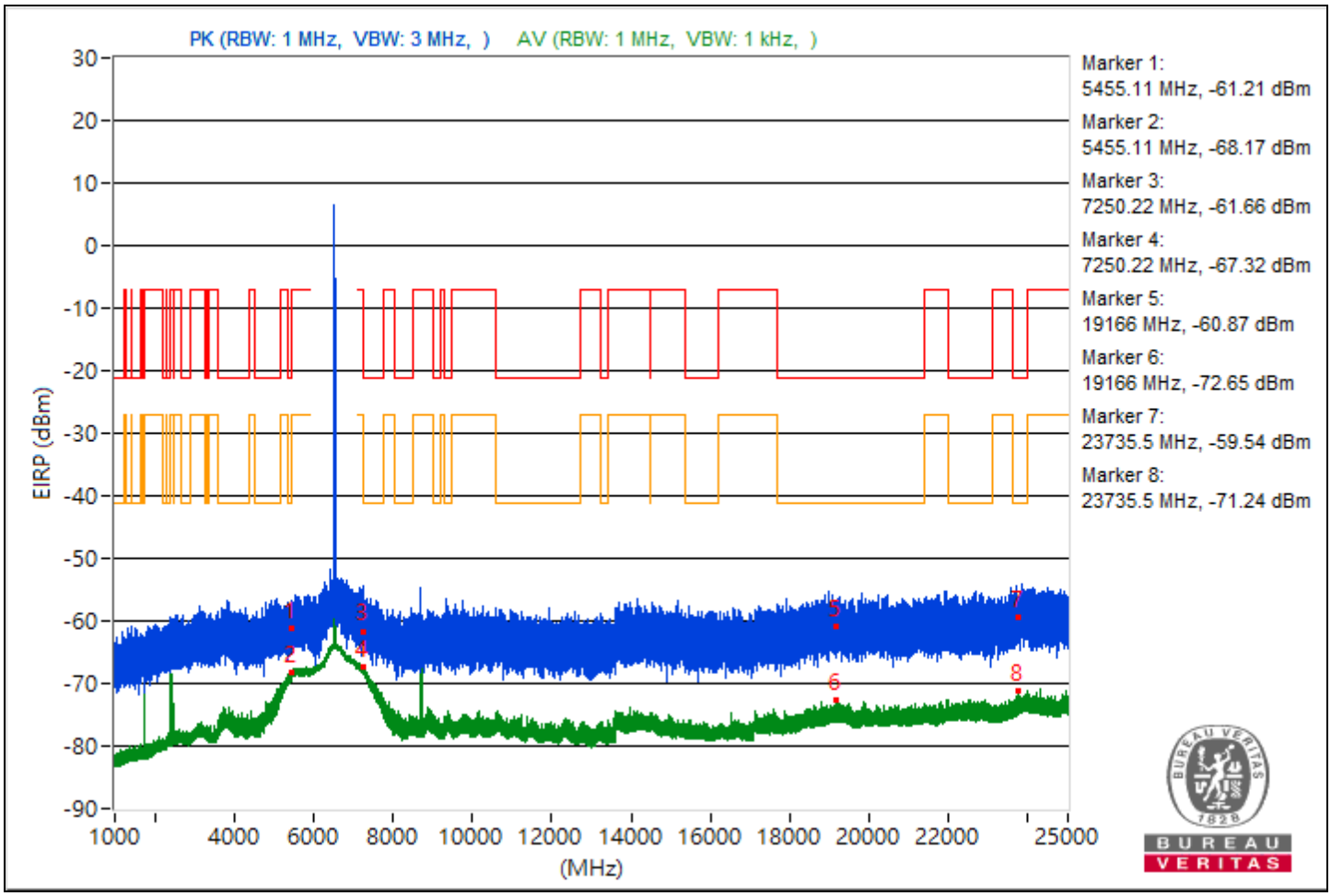

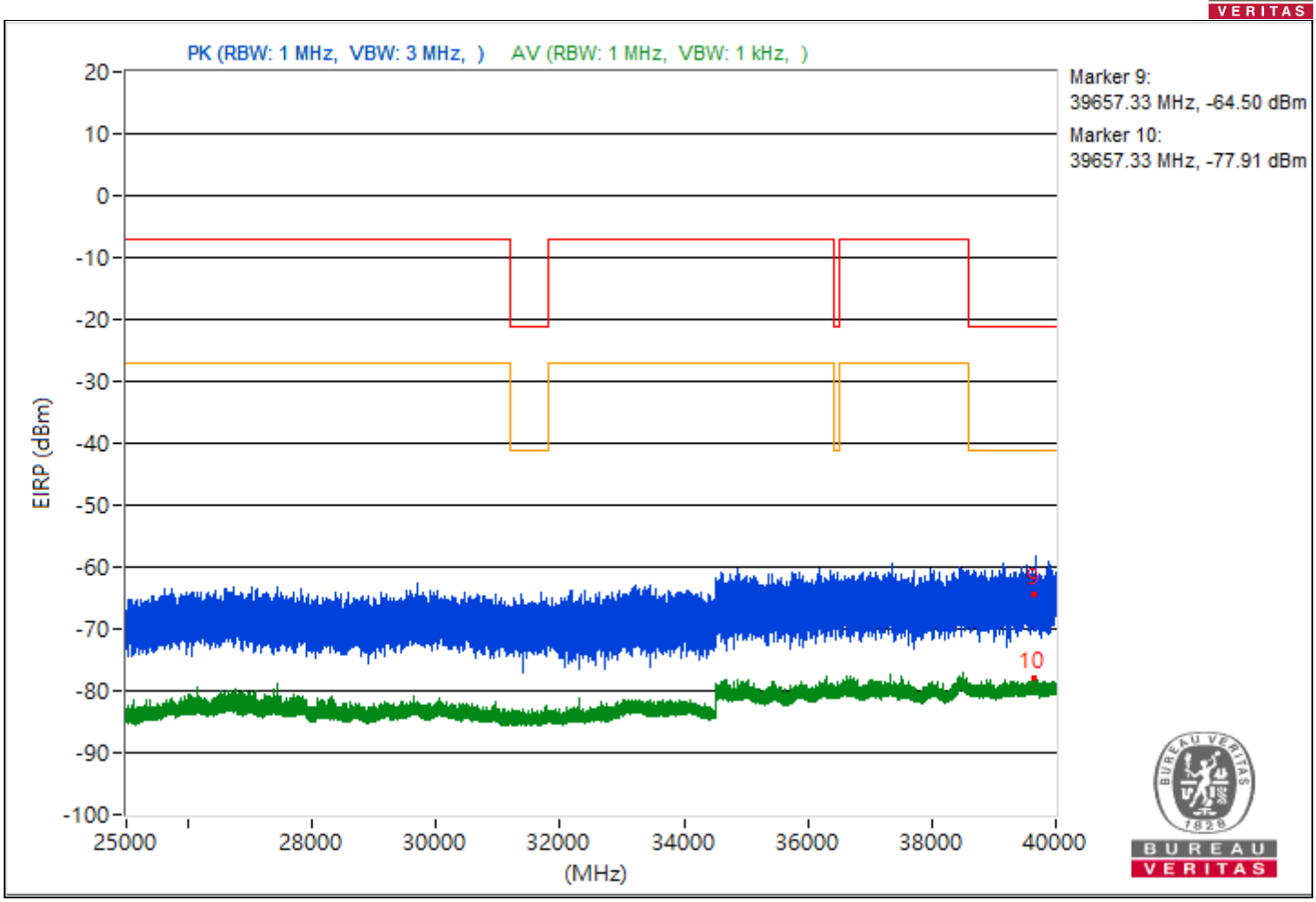
PK (RBW: 1 MHz, VBW: 3 MHz,)
AV (RBW: 1 MHz, VBW: 1 kHz,)
Marker 9:
39657.33 MHz, -64.50 dBm
Marker 10:
39657.33 MHz, -77.91 dBm
EIRP (dBm)
20
10
0
-10
-20
-30
-40
-50
-60
-70
-80
-90
-100
25000
28000
30000
32000
34000
36000
38000
40000
(MHz)
9
10

RF Mode	802.11be (EHT20) 106+26-tone RU	Channel	CH 185：6875 MHz
Frequency Range	1 GHz ~ 40 GHz	Environmental Conditions	25°C, 60% RH
Tested By	Dolly Chung		

Conducted Unwanted Emissions							
No.	Frequency (MHz)	Emission Level (dBuV/m)	Limit (dBuV/m)	Margin (dB)	Raw Value Chain 0 (dBm)	Correction Factor (dB)	EIRP Level (dBm)
1	5453.79	36.5 PK	74	-37.5	-67.13	8.37	-58.76
2	5453.79	26.65 AV	54	-27.35	-76.98	8.37	-68.61
3	9166.4	39.89 PK	74	-34.11	-63.74	8.37	-55.37
4	9166.4	38.77 AV	54	-15.23	-64.86	8.37	-56.49
5	20252.8	33 PK	74	-41	-70.63	8.37	-62.26
6	20252.8	22.93 AV	54	-31.07	-80.7	8.37	-72.33
7	23992.3	35.53 PK	74	-38.47	-68.1	8.37	-59.73
8	23992.3	23.87 AV	54	-30.13	-79.76	8.37	-71.39
9	39602.93	29.96 PK	74	-44.04	-73.67	8.37	-65.3
10	39602.93	17.83 AV	54	-36.17	-85.8	8.37	-77.43

Note: Margin value = Emission Level - Limit value

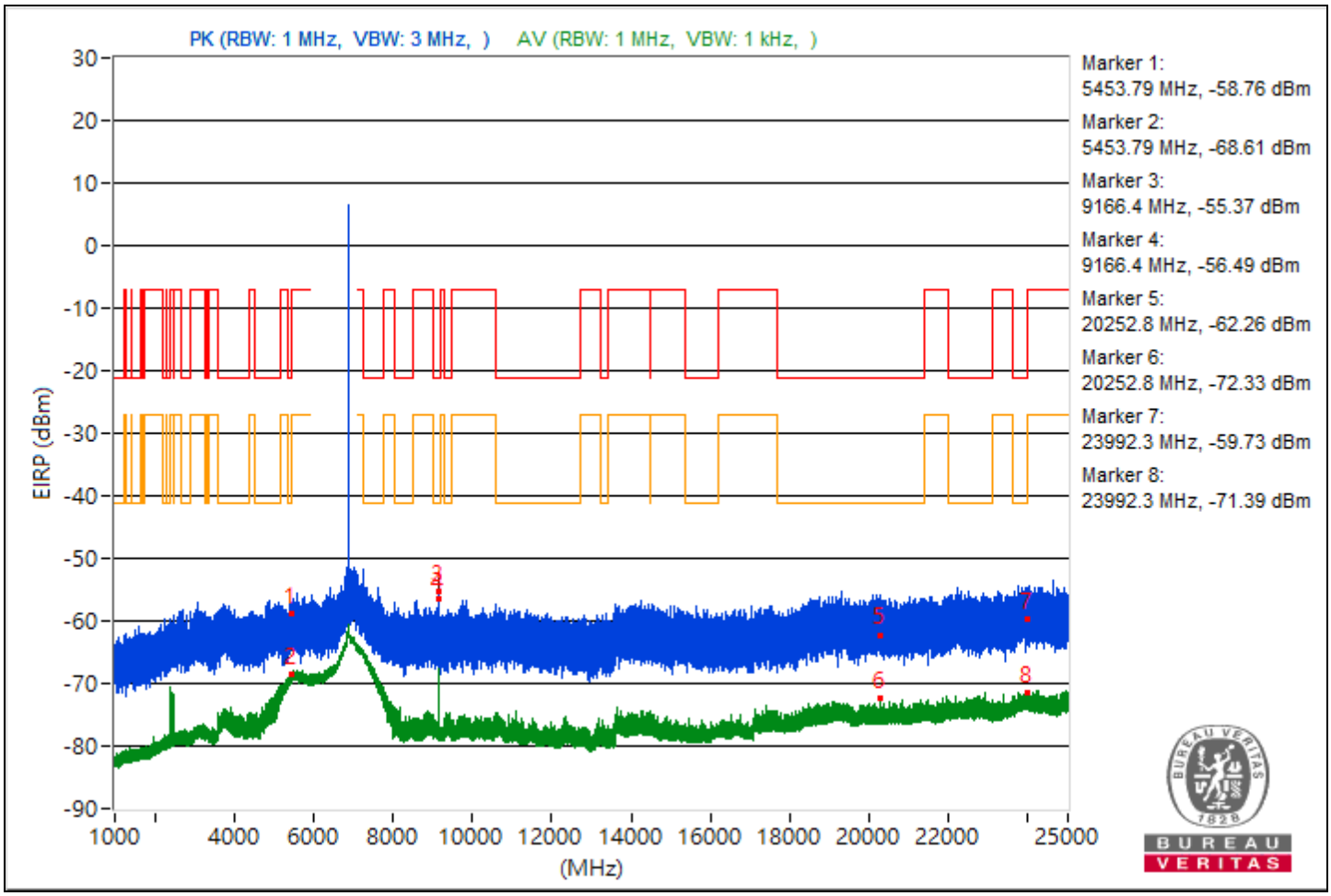

PK (RBW: 1 MHz, VBW: 3 MHz,)
AV (RBW: 1 MHz, VBW: 1 kHz,)
Marker 9:
39602.93 MHz, -65.30 dBm
Marker 10:
39602.93 MHz, -77.43 dBm
EIRP (dBm)
20
10
0
-10
-20
-30
-40
-50
-60
-70
-80
-90
-100
25000
28000
30000
32000
34000
36000
38000
40000
(MHz)
9
10

RF Mode	802.11be (EHT20) 106+26-tone RU	Channel	CH 209：6995 MHz
Frequency Range	1 GHz ~ 40 GHz	Environmental Conditions	25°C, 60% RH
Tested By	Dolly Chung		

Conducted Unwanted Emissions							
No.	Frequency (MHz)	Emission Level (dBuV/m)	Limit (dBuV/m)	Margin (dB)	Raw Value Chain 0 (dBm)	Correction Factor (dB)	EIRP Level (dBm)
1	5443.06	35.47 PK	74	-38.53	-68.16	8.37	-59.79
2	5443.06	26.25 AV	54	-27.75	-77.38	8.37	-69.01
3	9326.67	40.21 PK	74	-33.79	-63.42	8.37	-55.05
4	9326.67	38.04 AV	54	-15.96	-65.59	8.37	-57.22
5	21302.5	34.58 PK	74	-39.42	-69.05	8.37	-60.68
6	21302.5	23.33 AV	54	-30.67	-80.3	8.37	-71.93
7	23824.3	36.57 PK	74	-37.43	-67.06	8.37	-58.69
8	23824.3	23.97 AV	54	-30.03	-79.66	8.37	-71.29
9	39984.71	28.74 PK	74	-45.26	-74.89	8.37	-66.52
10	39984.71	17.68 AV	54	-36.32	-85.95	8.37	-77.58

Note: Margin value = Emission Level - Limit value

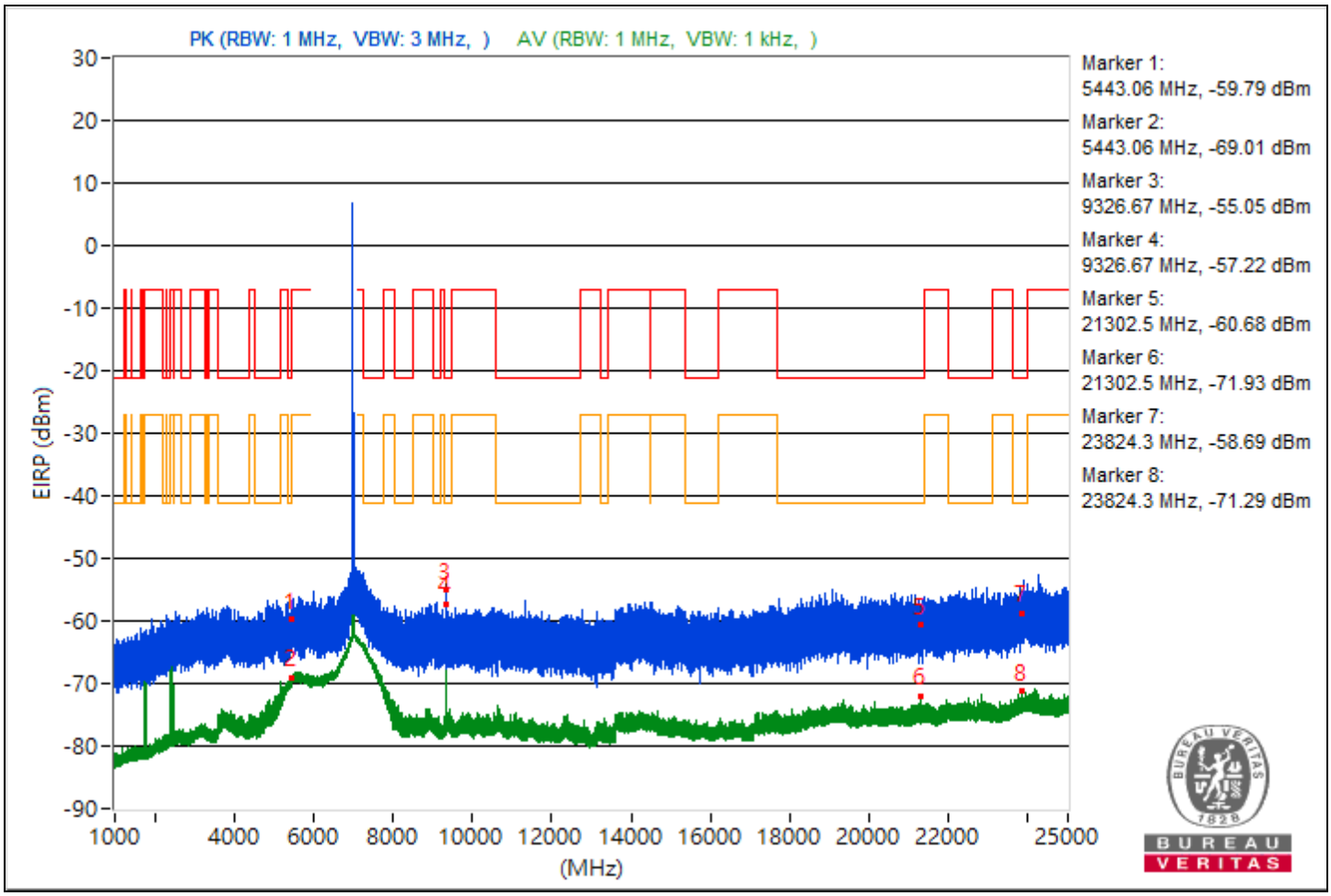

PK (RBW: 1 MHz, VBW: 3 MHz,)
AV (RBW: 1 MHz, VBW: 1 kHz,)
Marker 9:
39984.71 MHz, -66.52 dBm
Marker 10:
39984.71 MHz, -77.58 dBm
EIRP (dBm)
20
10
0
-10
-20
-30
-40
-50
-60
-70
-80
-90
-100
25000
28000
30000
32000
34000
36000
38000
40000
(MHz)

RF Mode	802.11be (EHT20) 106+26-tone RU	Channel	CH 233：7115 MHz
Frequency Range	1 GHz ~ 40 GHz	Environmental Conditions	25°C, 60% RH
Tested By	Dolly Chung		

Conducted Unwanted Emissions							
No.	Frequency (MHz)	Emission Level (dBuV/m)	Limit (dBuV/m)	Margin (dB)	Raw Value Chain 0 (dBm)	Correction Factor (dB)	EIRP Level (dBm)
1	5457.68	36.51 PK	74	-37.49	-67.12	8.37	-58.75
2	5457.68	27.61 AV	54	-26.39	-76.02	8.37	-67.65
3	9486.84	38.78 PK	74	-35.22	-64.85	8.37	-56.48
4	9486.84	34.57 AV	54	-19.43	-69.06	8.37	-60.69
5	19844.5	36.48 PK	74	-37.52	-67.15	8.37	-58.78
6	19844.5	24.03 AV	54	-29.97	-79.6	8.37	-71.23
7	23847.3	37.31 PK	74	-36.69	-66.32	8.37	-57.95
8	23847.3	25.04 AV	54	-28.96	-78.59	8.37	-70.22
9	39511.64	32.82 PK	74	-41.18	-70.81	8.37	-62.44
10	39511.64	19.94 AV	54	-34.06	-83.69	8.37	-75.32

Note: Margin value = Emission Level - Limit value

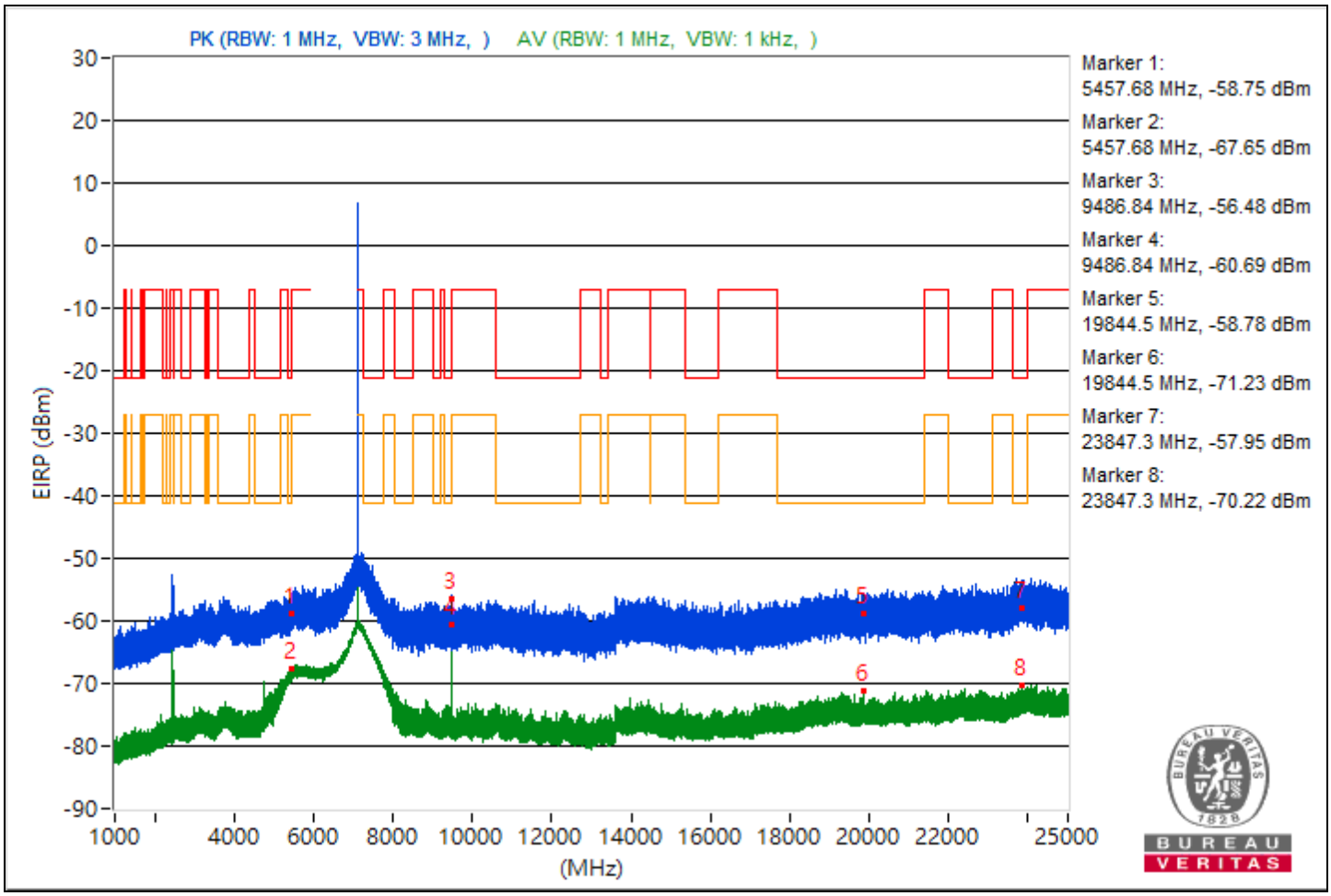

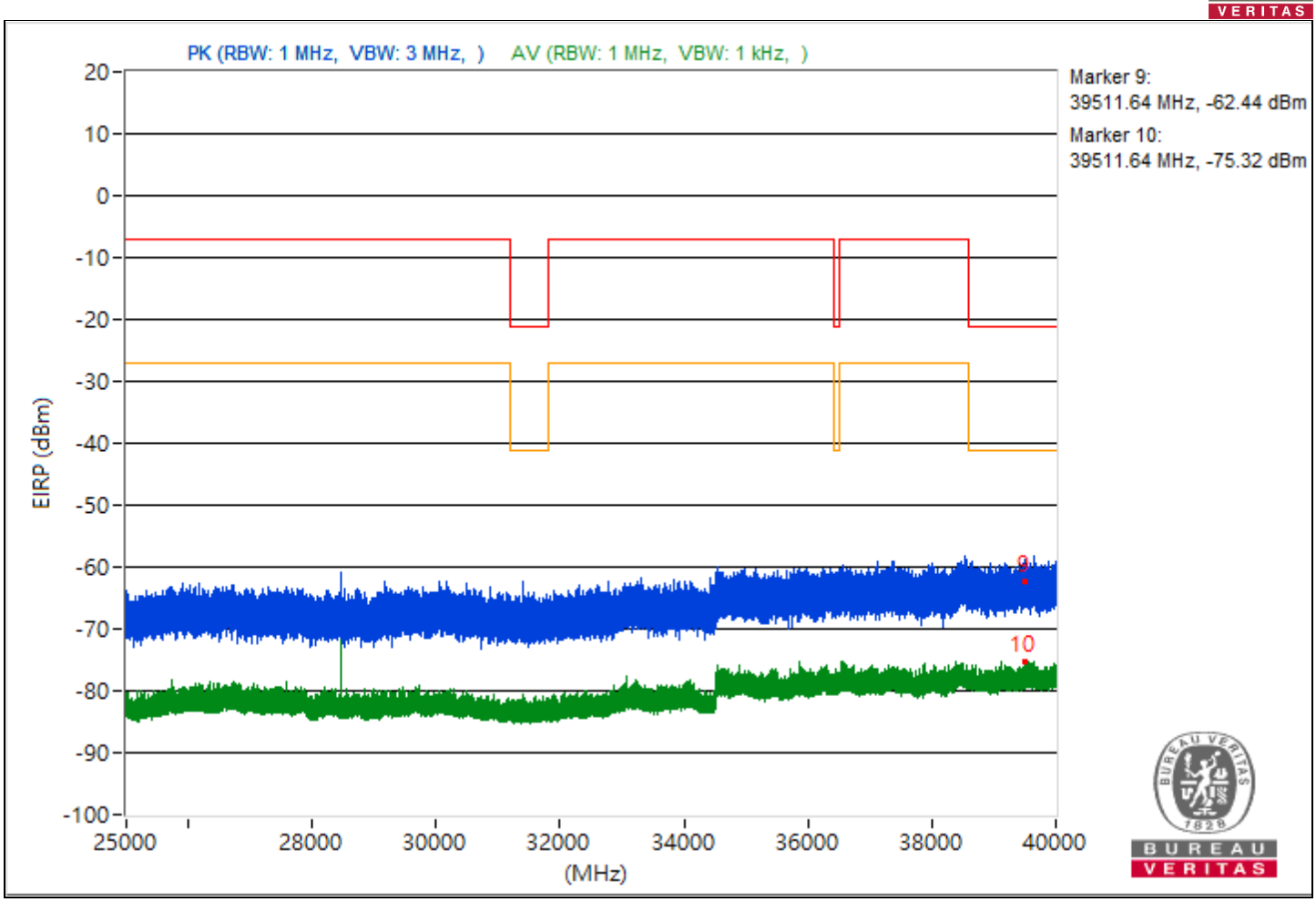
PK (RBW: 1 MHz, VBW: 3 MHz,)
AV (RBW: 1 MHz, VBW: 1 kHz,)
Marker 9:
39511.64 MHz, -62.44 dBm
Marker 10:
39511.64 MHz, -75.32 dBm
EIRP (dBm)
20
10
0
-10
-20
-30
-40
-50
-60
-70
-80
-90
-100
25000
28000
30000
32000
34000
36000
38000
40000
(MHz)
9
10

RF Mode	802.11be (EHT80) 484+242-tone MRU	Channel	CH 7：5985 MHz
Frequency Range	1 GHz ~ 40 GHz	Environmental Conditions	25°C, 60% RH
Tested By	Dolly Chung		

Conducted Unwanted Emissions							
No.	Frequency (MHz)	Emission Level (dBuV/m)	Limit (dBuV/m)	Margin (dB)	Raw Value Chain 0 (dBm)	Correction Factor (dB)	EIRP Level (dBm)
1	5458.92	38.46 PK	74	-35.54	-65.17	8.37	-56.8
2	5458.92	32.9 AV	54	-21.1	-70.73	8.37	-62.36
3	#7980.01	49.01 PK	88.26	-39.25	-54.62	8.37	-46.25
4	#7980.01	48.61 AV	68.26	-19.65	-55.02	8.37	-46.65
5	19194	36.38 PK	74	-37.62	-67.25	8.37	-58.88
6	19194	22.17 AV	54	-31.83	-81.46	8.37	-73.09
7	23763.4	35.01 PK	74	-38.99	-68.62	8.37	-60.25
8	23763.4	23.28 AV	54	-30.72	-80.35	8.37	-71.98
9	39706.22	27.3 PK	74	-46.7	-76.33	8.37	-67.96
10	39706.22	17.12 AV	54	-36.88	-86.51	8.37	-78.14

Notes:

1. Margin value = Emission Level - Limit value
2. " # ": The radiated frequency is out of the restricted band.

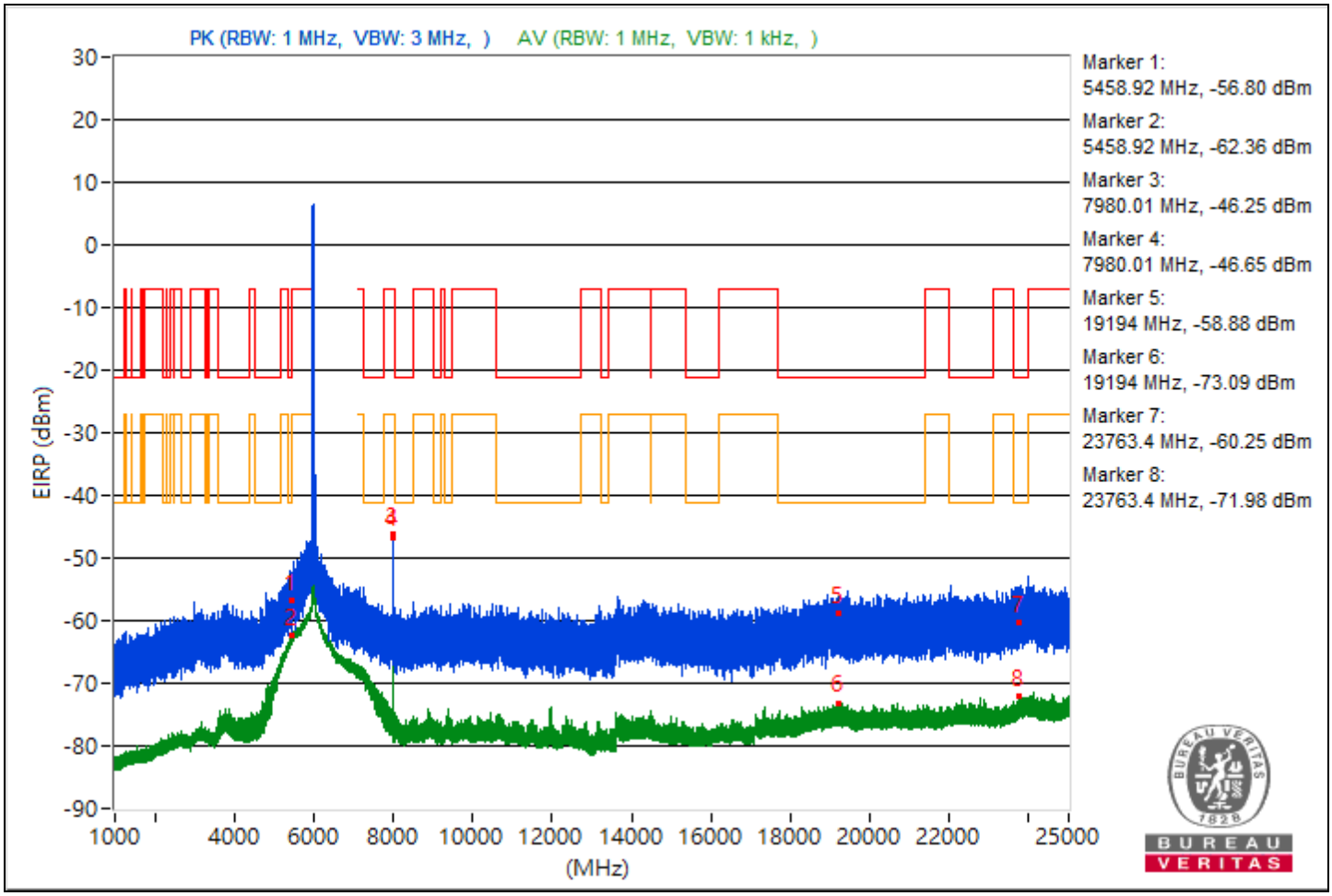

PK (RBW: 1 MHz, VBW: 3 MHz,)
AV (RBW: 1 MHz, VBW: 1 kHz,)
Marker 9:
39706.22 MHz, -67.96 dBm
Marker 10:
39706.22 MHz, -78.14 dBm
EIRP (dBm)
20
10
0
-10
-20
-30
-40
-50
-60
-70
-80
-90
-100
25000
28000
30000
32000
34000
36000
38000
40000
(MHz)
9
10

RF Mode	802.11be (EHT80) 484+242-tone MRU	Channel	CH 87：6385 MHz
Frequency Range	1 GHz ~ 40 GHz	Environmental Conditions	25°C, 60% RH
Tested By	Dolly Chung		

Conducted Unwanted Emissions							
No.	Frequency (MHz)	Emission Level (dBuV/m)	Limit (dBuV/m)	Margin (dB)	Raw Value Chain 0 (dBm)	Correction Factor (dB)	EIRP Level (dBm)
1	5454.02	40.51 PK	74	-33.49	-63.12	8.37	-54.75
2	5454.02	31.17 AV	54	-22.83	-72.46	8.37	-64.09
3	7251.16	35.66 PK	74	-38.34	-67.97	8.37	-59.6
4	7251.16	30.09 AV	54	-23.91	-73.54	8.37	-65.17
5	20602.3	35.62 PK	74	-38.38	-68.01	8.37	-59.64
6	20602.3	22.59 AV	54	-31.41	-81.04	8.37	-72.67
7	23765.2	33.46 PK	74	-40.54	-70.17	8.37	-61.8
8	23765.2	23.15 AV	54	-30.85	-80.48	8.37	-72.11
9	39803.64	30.65 PK	74	-43.35	-72.98	8.37	-64.61
10	39803.64	17.02 AV	54	-36.98	-86.61	8.37	-78.24

Note: Margin value = Emission Level - Limit value

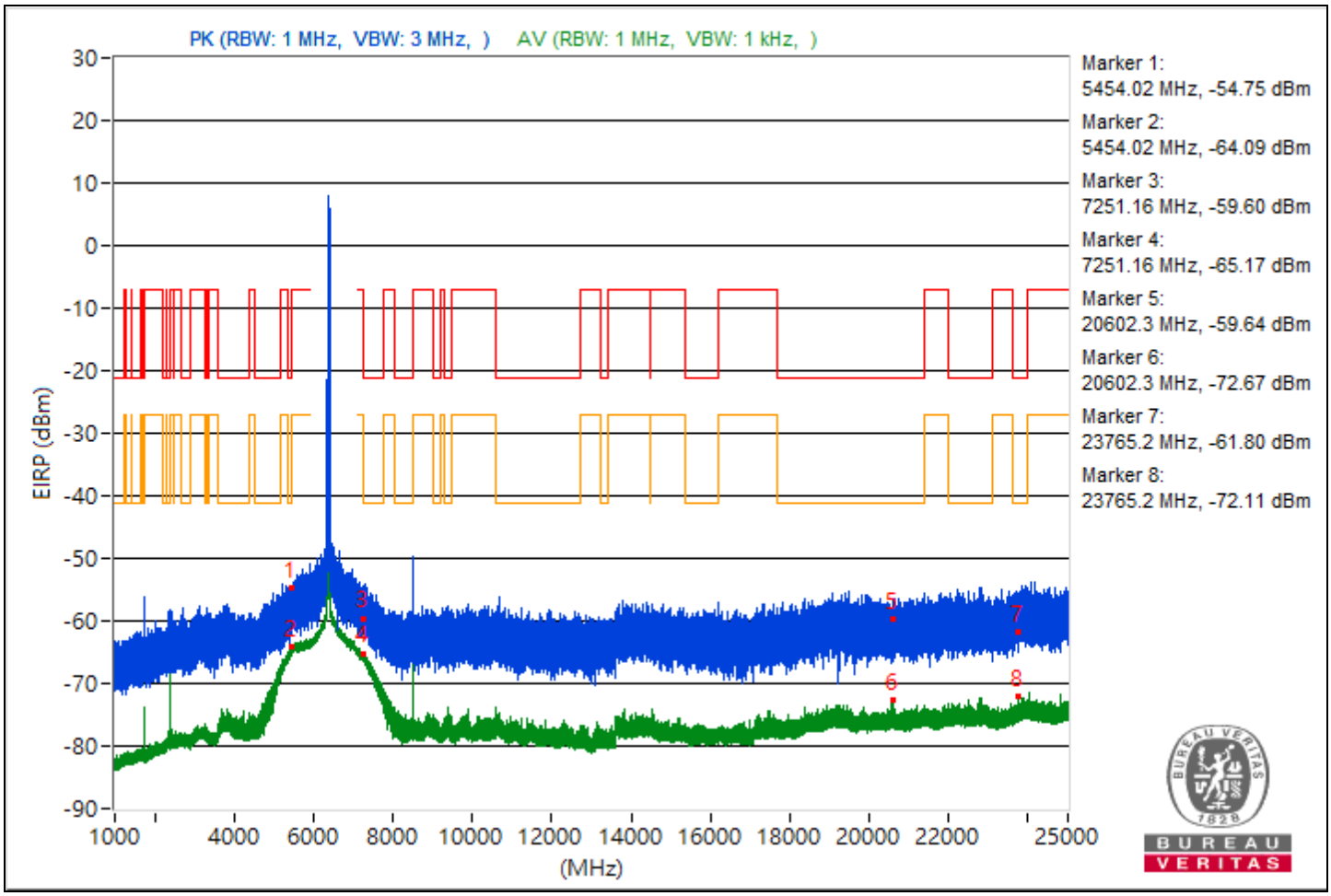

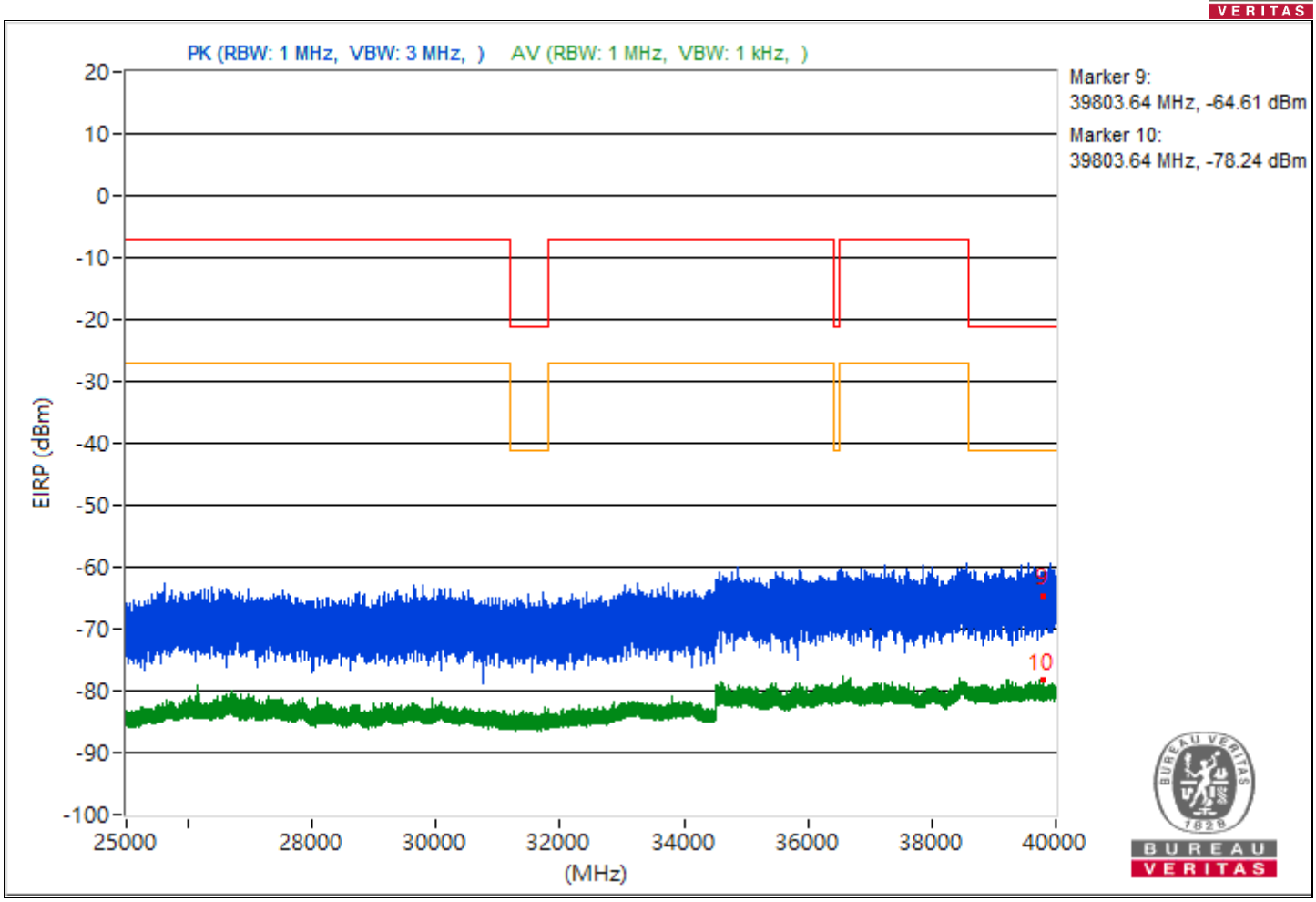
PK (RBW: 1 MHz, VBW: 3 MHz,)
AV (RBW: 1 MHz, VBW: 1 kHz,)
Marker 9:
39803.64 MHz, -64.61 dBm
Marker 10:
39803.64 MHz, -78.24 dBm
EIRP (dBm)
20
10
0
-10
-20
-30
-40
-50
-60
-70
-80
-90
-100
25000
28000
30000
32000
34000
36000
38000
40000
(MHz)
9
10

RF Mode	802.11be (EHT80) 484+242-tone MRU	Channel	CH 103：6465 MHz
Frequency Range	1 GHz ~ 40 GHz	Environmental Conditions	25°C, 60% RH
Tested By	Dolly Chung		

Conducted Unwanted Emissions							
No.	Frequency (MHz)	Emission Level (dBuV/m)	Limit (dBuV/m)	Margin (dB)	Raw Value Chain 0 (dBm)	Correction Factor (dB)	EIRP Level (dBm)
1	5459.54	36.41 PK	74	-37.59	-67.22	8.37	-58.85
2	5459.54	30.8 AV	54	-23.2	-72.83	8.37	-64.46
3	7256.52	37.96 PK	74	-36.04	-65.67	8.37	-57.3
4	7256.52	30.54 AV	54	-23.46	-73.09	8.37	-64.72
5	19290.1	34.89 PK	74	-39.11	-68.74	8.37	-60.37
6	19290.1	22.96 AV	54	-31.04	-80.67	8.37	-72.3
7	23971.6	36.92 PK	74	-37.08	-66.71	8.37	-58.34
8	23971.6	23.45 AV	54	-30.55	-80.18	8.37	-71.81
9	39754.22	25.99 PK	74	-48.01	-77.64	8.37	-69.27
10	39754.22	17.14 AV	54	-36.86	-86.49	8.37	-78.12

Note: Margin value = Emission Level - Limit value

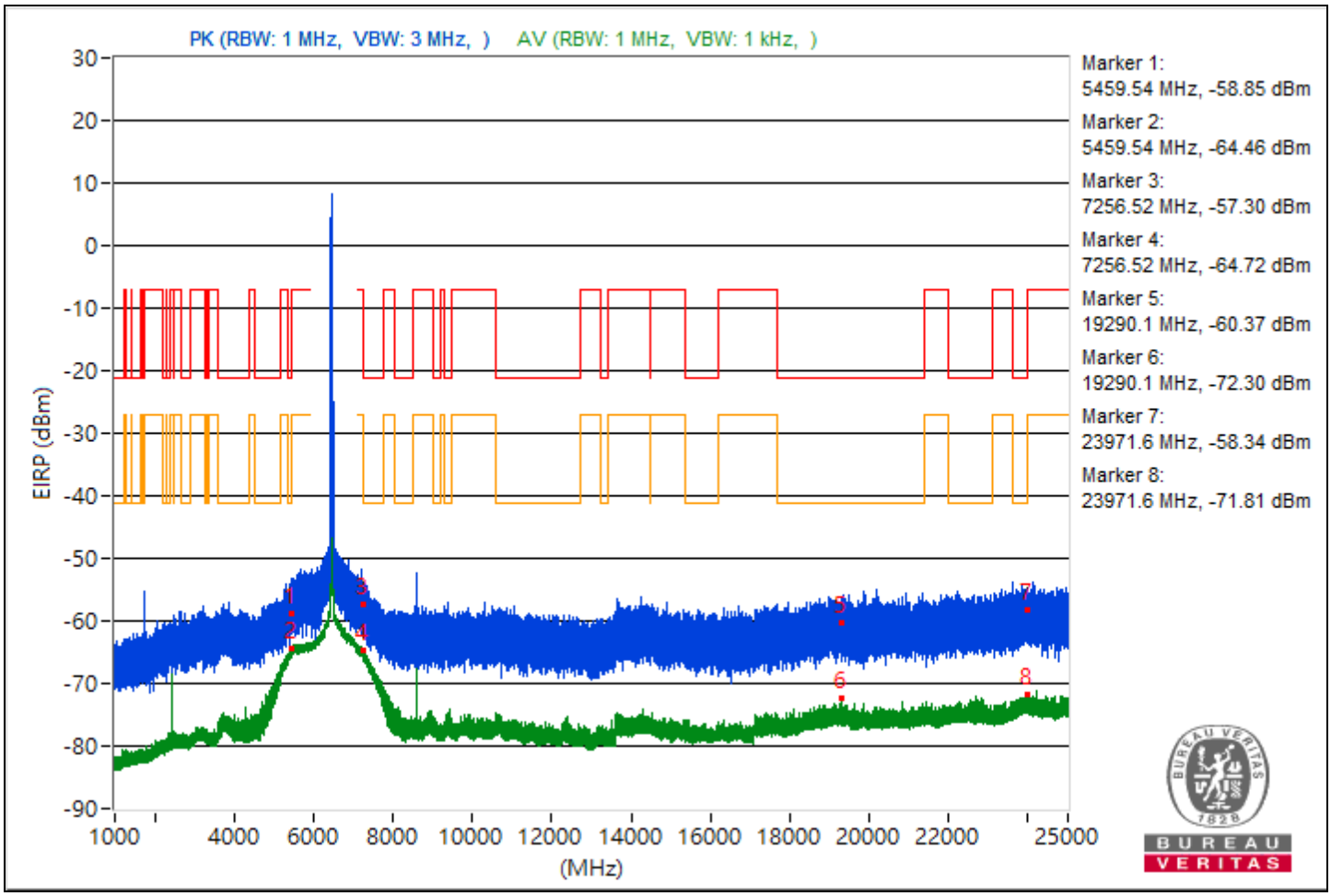

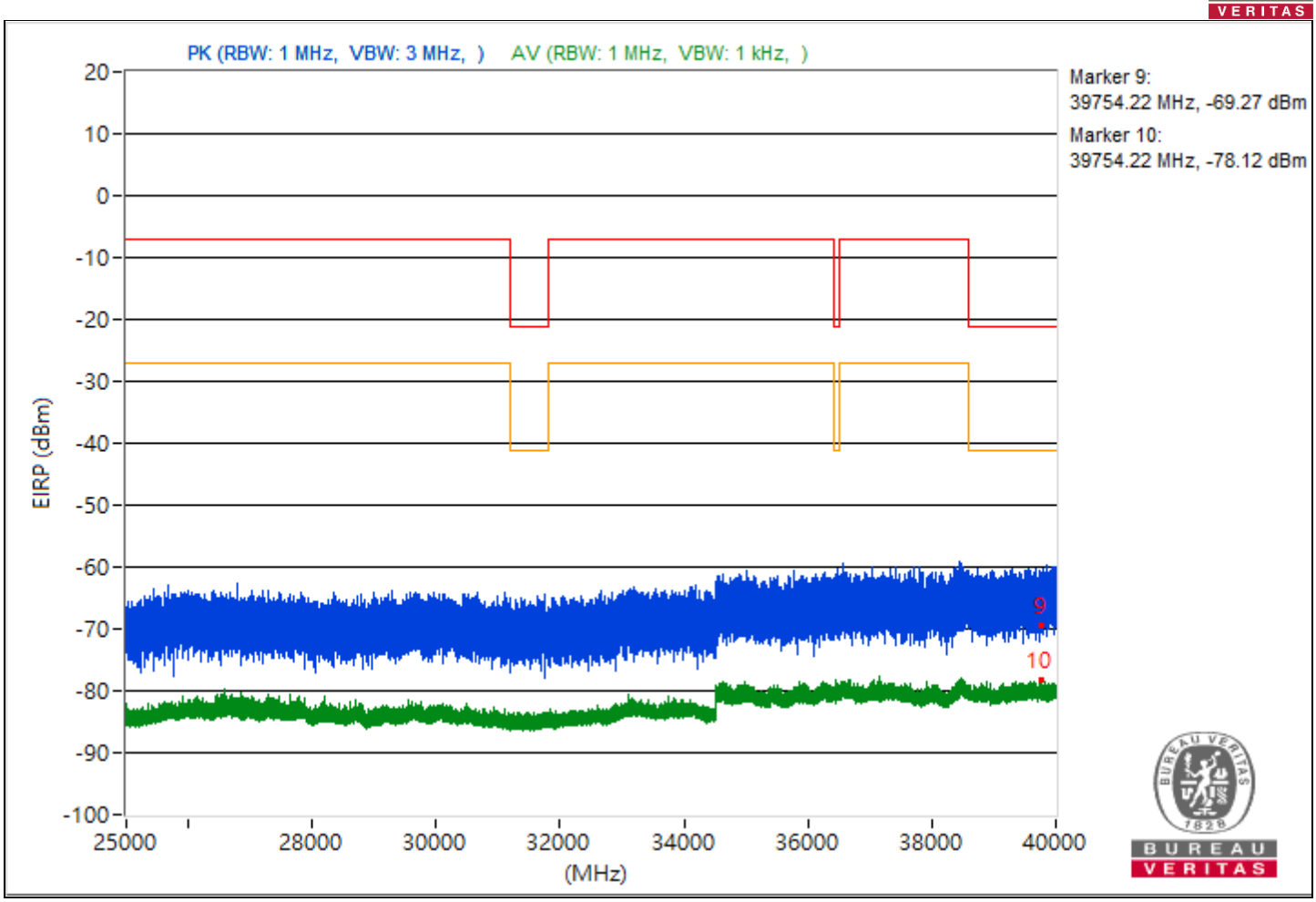
PK (RBW: 1 MHz, VBW: 3 MHz,)
AV (RBW: 1 MHz, VBW: 1 kHz,)
Marker 9:
39754.22 MHz, -69.27 dBm
Marker 10:
39754.22 MHz, -78.12 dBm
EIRP (dBm)
20
10
0
-10
-20
-30
-40
-50
-60
-70
-80
-90
-100
25000
28000
30000
32000
34000
36000
38000
40000
(MHz)
9
10

RF Mode	802.11be (EHT80) 484+242-tone MRU	Channel	CH 119：6545 MHz
Frequency Range	1 GHz ~ 40 GHz	Environmental Conditions	25°C, 60% RH
Tested By	Dolly Chung		

Conducted Unwanted Emissions							
No.	Frequency (MHz)	Emission Level (dBuV/m)	Limit (dBuV/m)	Margin (dB)	Raw Value Chain 0 (dBm)	Correction Factor (dB)	EIRP Level (dBm)
1	5448.73	36.77 PK	74	-37.23	-66.86	8.37	-58.49
2	5448.73	30.69 AV	54	-23.31	-72.94	8.37	-64.57
3	7251.16	37.43 PK	74	-36.57	-66.2	8.37	-57.83
4	7251.16	31.14 AV	54	-22.86	-72.49	8.37	-64.12
5	18744.3	34.68 PK	74	-39.32	-68.95	8.37	-60.58
6	18744.3	22.41 AV	54	-31.59	-81.22	8.37	-72.85
7	23829.8	33.48 PK	74	-40.52	-70.15	8.37	-61.78
8	23829.8	23.64 AV	54	-30.36	-79.99	8.37	-71.62
9	39749.51	29.35 PK	74	-44.65	-74.28	8.37	-65.91
10	39749.51	17.22 AV	54	-36.78	-86.41	8.37	-78.04

Note: Margin value = Emission Level - Limit value

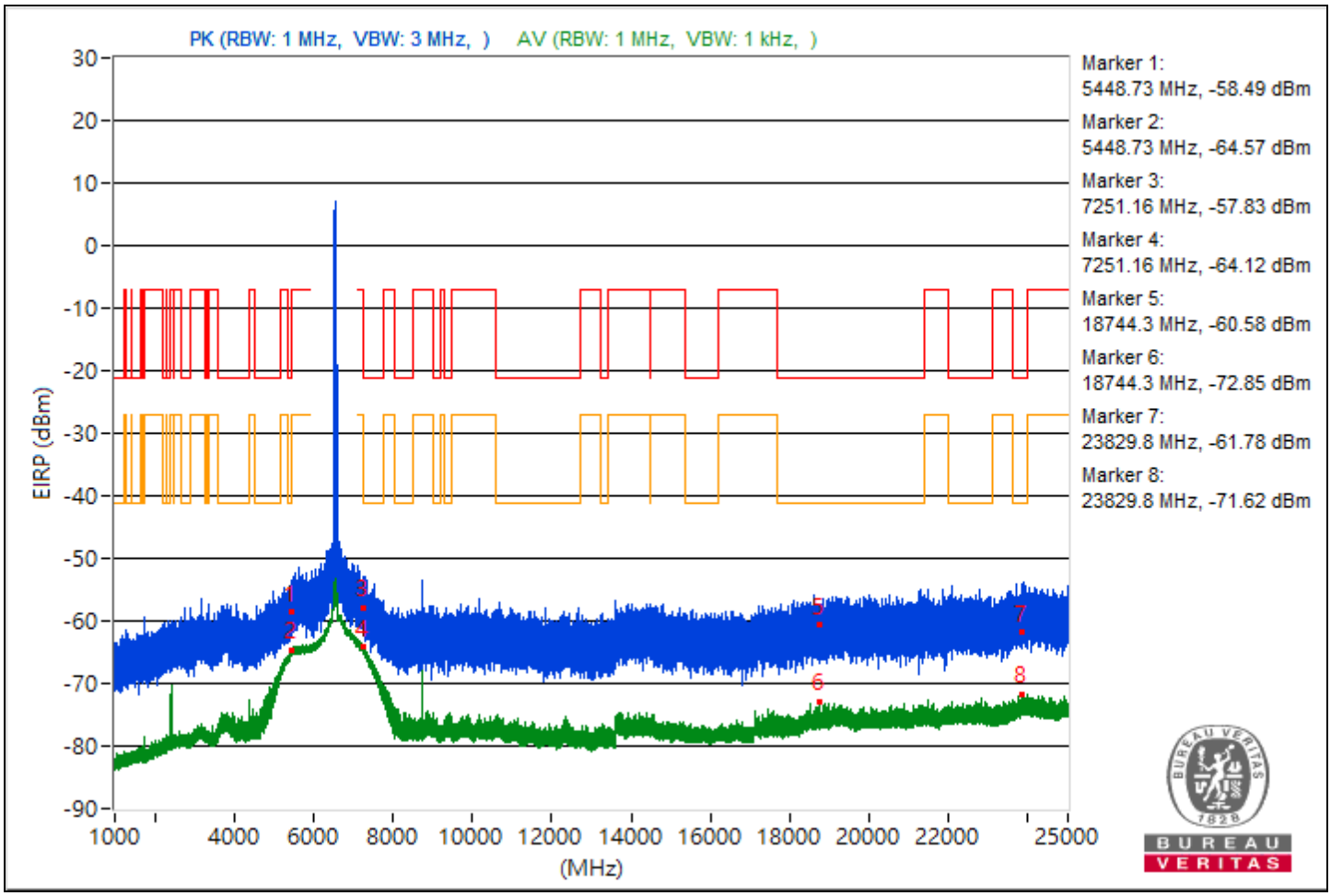

PK (RBW: 1 MHz, VBW: 3 MHz,)
AV (RBW: 1 MHz, VBW: 1 kHz,)
Marker 9:
39749.51 MHz, -65.91 dBm
Marker 10:
39749.51 MHz, -78.04 dBm
EIRP (dBm)
20
10
0
-10
-20
-30
-40
-50
-60
-70
-80
-90
-100
25000
28000
30000
32000
34000
36000
38000
40000
(MHz)
9
10

RF Mode	802.11be (EHT80) 484+242-tone MRU	Channel	CH 183：6865 MHz
Frequency Range	1 GHz ~ 40 GHz	Environmental Conditions	25°C, 60% RH
Tested By	Dolly Chung		

Conducted Unwanted Emissions							
No.	Frequency (MHz)	Emission Level (dBuV/m)	Limit (dBuV/m)	Margin (dB)	Raw Value Chain 0 (dBm)	Correction Factor (dB)	EIRP Level (dBm)
1	5458.61	36.1 PK	74	-37.9	-67.53	8.37	-59.16
2	5458.61	30.49 AV	54	-23.51	-73.14	8.37	-64.77
3	9153.07	40.98 PK	74	-33.02	-62.65	8.37	-54.28
4	9153.07	39.55 AV	54	-14.45	-64.08	8.37	-55.71
5	19136.3	36.16 PK	74	-37.84	-67.47	8.37	-59.1
6	19136.3	24.95 AV	54	-29.05	-78.68	8.37	-70.31
7	23886.8	35.07 PK	74	-38.93	-68.56	8.37	-60.19
8	23886.8	26.05 AV	54	-27.95	-77.58	8.37	-69.21
9	39393.16	28.68 PK	74	-45.32	-74.95	8.37	-66.58
10	39393.16	20.13 AV	54	-33.87	-83.5	8.37	-75.13

Note: Margin value = Emission Level - Limit value

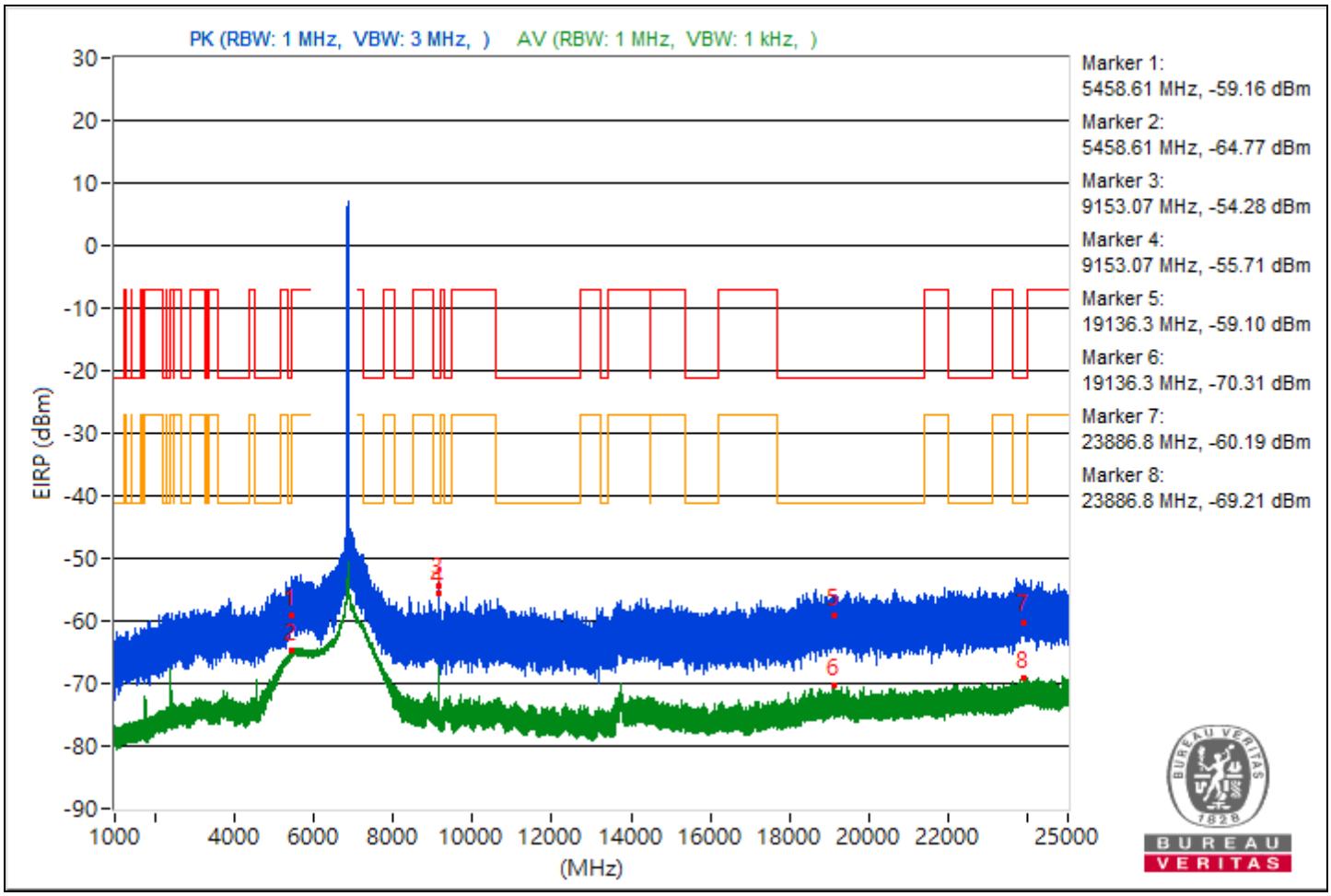

PK (RBW: 1 MHz, VBW: 3 MHz,)
AV (RBW: 1 MHz, VBW: 1 kHz,)
Marker 9:
39393.16 MHz, -66.58 dBm
Marker 10:
39393.16 MHz, -75.13 dBm
EIRP (dBm)
20
10
0
-10
-20
-30
-40
-50
-60
-70
-80
-90
-100
25000
28000
30000
32000
34000
36000
38000
40000
(MHz)
9
10

RF Mode	802.11be (EHT80) 484+242-tone MRU	Channel	CH 199：6945 MHz
Frequency Range	1 GHz ~ 40 GHz	Environmental Conditions	25°C, 60% RH
Tested By	Dolly Chung		

Conducted Unwanted Emissions							
No.	Frequency (MHz)	Emission Level (dBuV/m)	Limit (dBuV/m)	Margin (dB)	Raw Value Chain 0 (dBm)	Correction Factor (dB)	EIRP Level (dBm)
1	5449.59	35.53 PK	74	-38.47	-68.1	8.37	-59.73
2	5449.59	30.2 AV	54	-23.8	-73.43	8.37	-65.06
3	7251.93	43.14 PK	74	-30.86	-60.49	8.37	-52.12
4	7251.93	35.6 AV	54	-18.4	-68.03	8.37	-59.66
5	20578.3	36.5 PK	74	-37.5	-67.13	8.37	-58.76
6	20578.3	21.98 AV	54	-32.02	-81.65	8.37	-73.28
7	23931.6	34.77 PK	74	-39.23	-68.86	8.37	-60.49
8	23931.6	23.52 AV	54	-30.48	-80.11	8.37	-71.74
9	39408.44	31.69 PK	74	-42.31	-71.94	8.37	-63.57
10	39408.44	17 AV	54	-37	-86.63	8.37	-78.26

Note: Margin value = Emission Level - Limit value

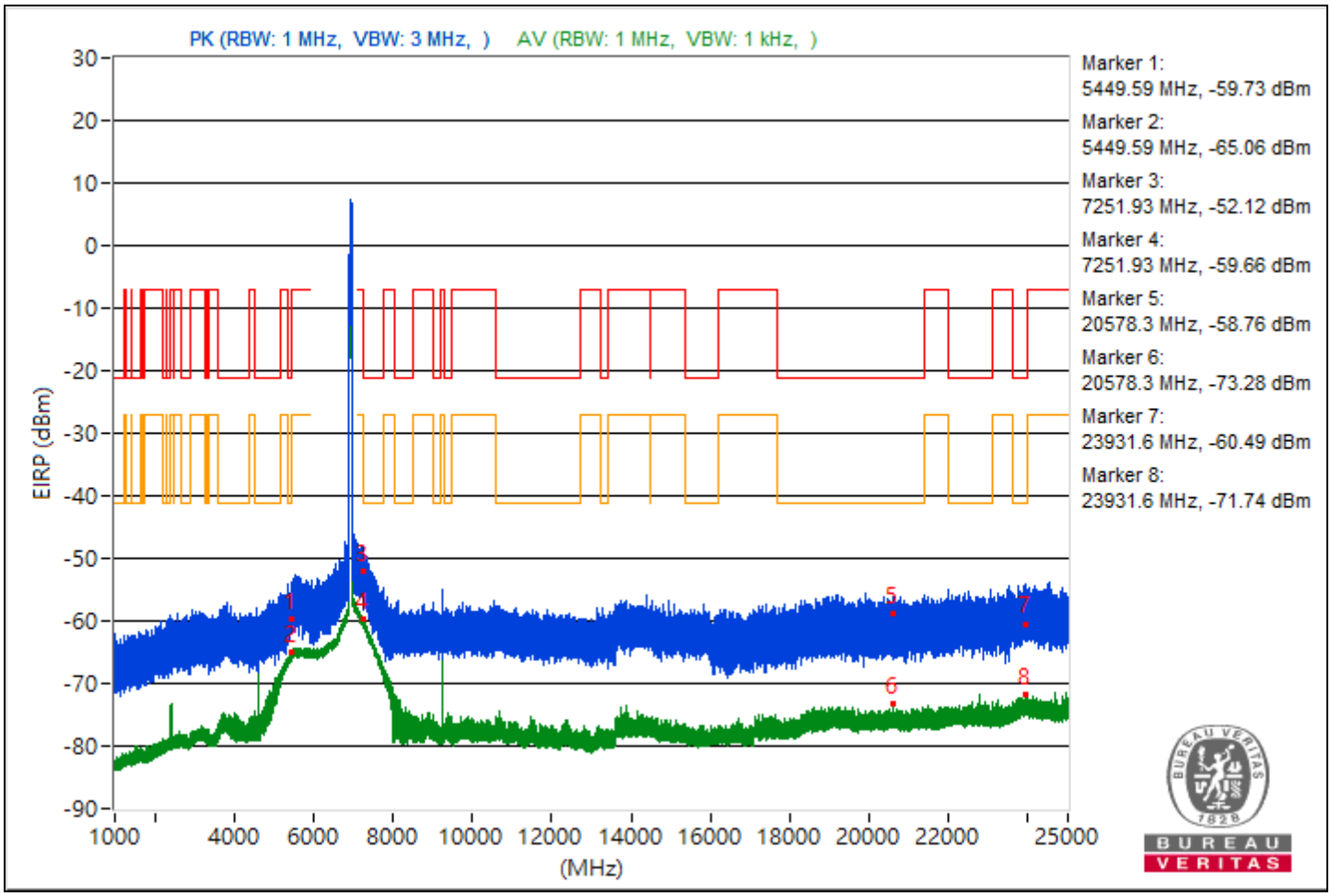

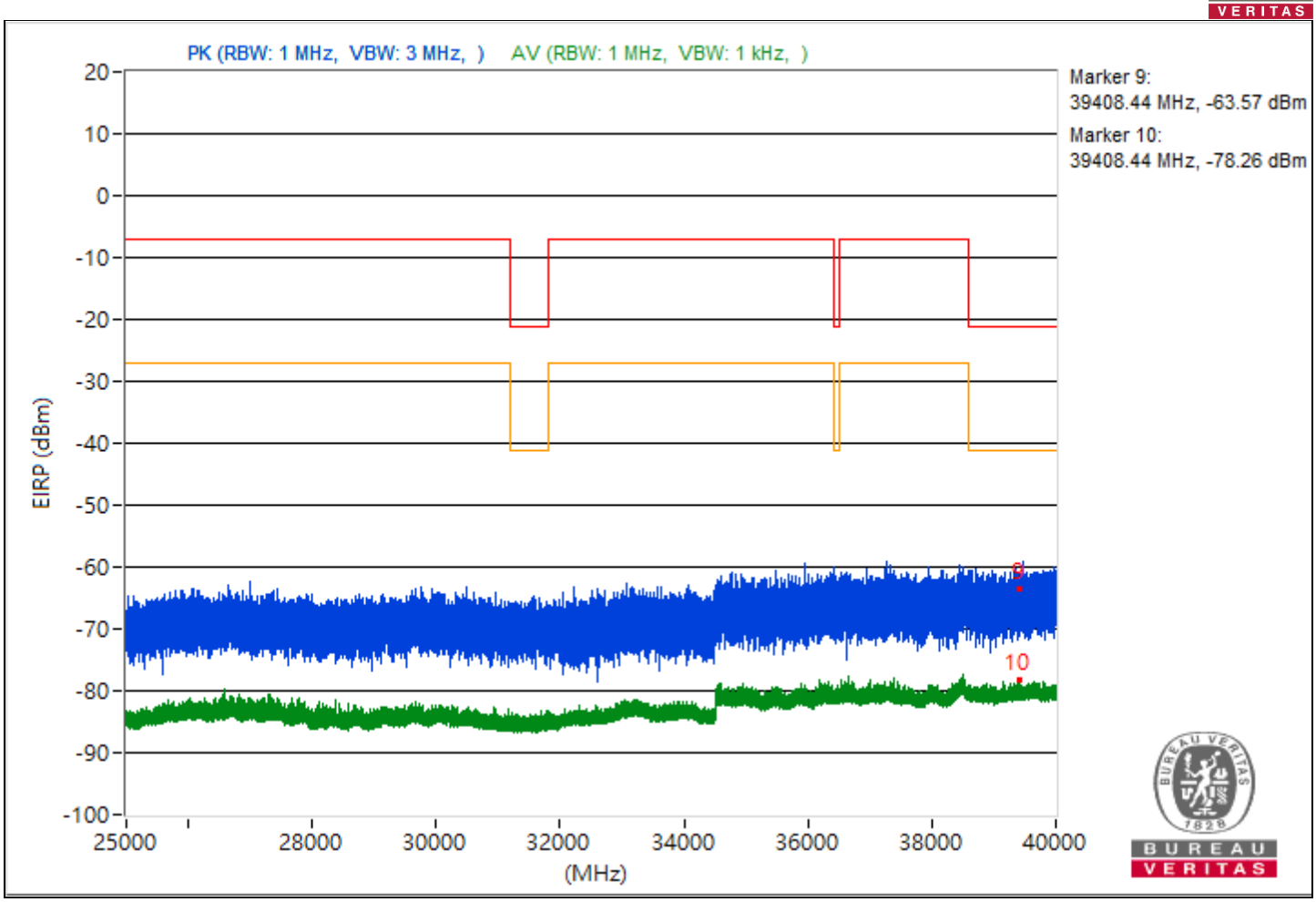
PK (RBW: 1 MHz, VBW: 3 MHz,)
AV (RBW: 1 MHz, VBW: 1 kHz,)
Marker 9:
39408.44 MHz, -63.57 dBm
Marker 10:
39408.44 MHz, -78.26 dBm
EIRP (dBm)
20
10
0
-10
-20
-30
-40
-50
-60
-70
-80
-90
-100
25000
28000
30000
32000
34000
36000
38000
40000
(MHz)
9
10

RF Mode	802.11be (EHT80) 484+242-tone MRU	Channel	CH 215：7025 MHz
Frequency Range	1 GHz ~ 40 GHz	Environmental Conditions	25°C, 60% RH
Tested By	Dolly Chung		

Conducted Unwanted Emissions							
No.	Frequency (MHz)	Emission Level (dBuV/m)	Limit (dBuV/m)	Margin (dB)	Raw Value Chain 0 (dBm)	Correction Factor (dB)	EIRP Level (dBm)
1	5458.69	36.12 PK	74	-37.88	-67.51	8.37	-59.14
2	5458.69	30.53 AV	54	-23.47	-73.1	8.37	-64.73
3	9366.76	39.38 PK	74	-34.62	-64.25	8.37	-55.88
4	9366.76	37.86 AV	54	-16.14	-65.77	8.37	-57.4
5	18636.8	35.08 PK	74	-38.92	-68.55	8.37	-60.18
6	18636.8	24.82 AV	54	-29.18	-78.81	8.37	-70.44
7	23969	37.12 PK	74	-36.88	-66.51	8.37	-58.14
8	23969	25.78 AV	54	-28.22	-77.85	8.37	-69.48
9	39128.27	30.51 PK	74	-43.49	-73.12	8.37	-64.75
10	39128.27	19.88 AV	54	-34.12	-83.75	8.37	-75.38

Note: Margin value = Emission Level - Limit value

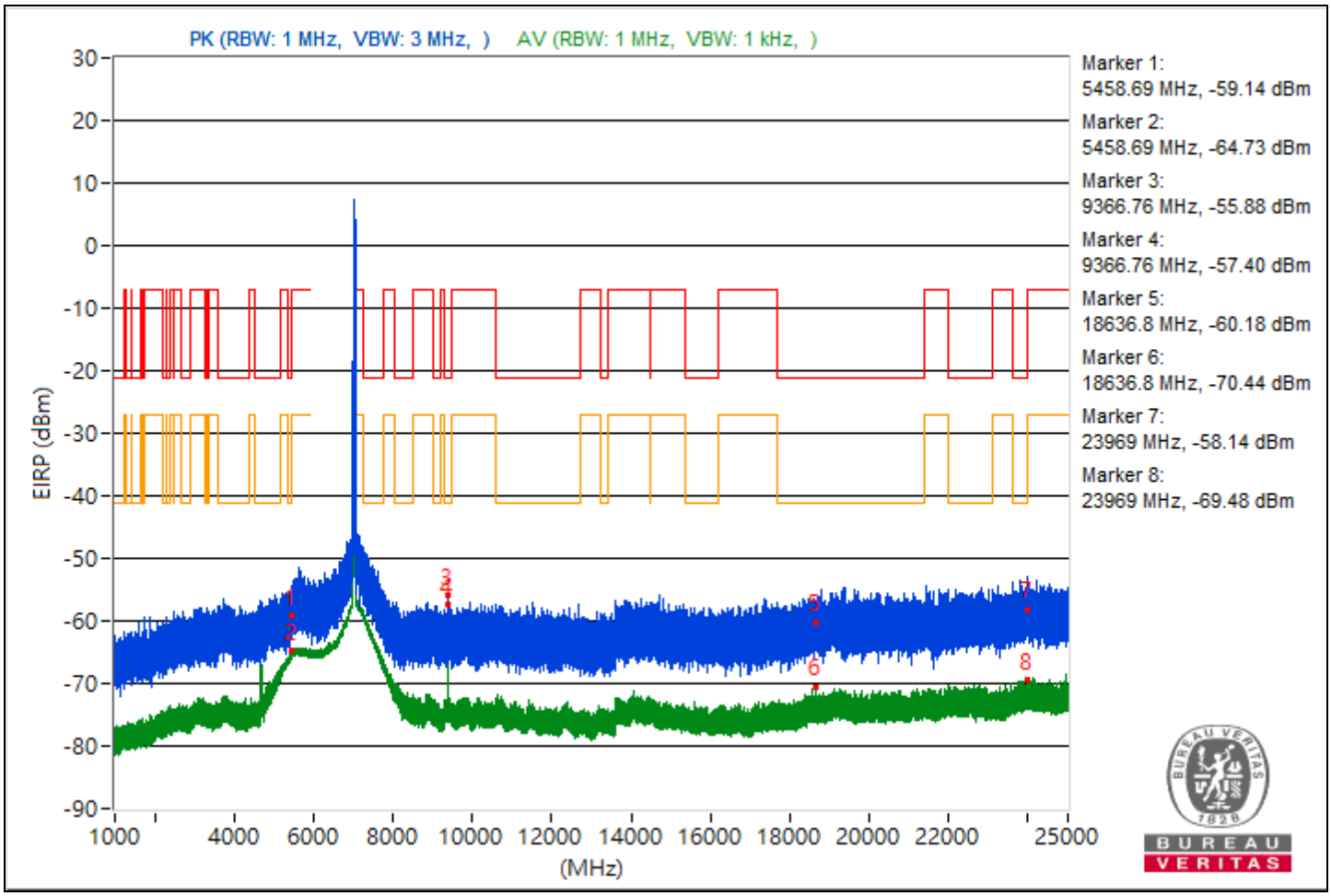

PK (RBW: 1 MHz, VBW: 3 MHz,)
AV (RBW: 1 MHz, VBW: 1 kHz,)
Marker 9:
39128.27 MHz, -64.75 dBm
Marker 10:
39128.27 MHz, -75.38 dBm
EIRP (dBm)
20
10
0
-10
-20
-30
-40
-50
-60
-70
-80
-90
-100
25000
28000
30000
32000
34000
36000
38000
40000
(MHz)
9
10

RF Mode	802.11be (EHT160) 996+484-tone MRU	Channel	CH 15：6025 MHz
Frequency Range	1 GHz ~ 40 GHz	Environmental Conditions	25°C, 60% RH
Tested By	Dolly Chung		

Conducted Unwanted Emissions							
No.	Frequency (MHz)	Emission Level (dBuV/m)	Limit (dBuV/m)	Margin (dB)	Raw Value Chain 0 (dBm)	Correction Factor (dB)	EIRP Level (dBm)
1	5459.23	46.65 PK	74	-27.35	-56.98	8.37	-48.61
2	5459.23	38.77 AV	54	-15.23	-64.86	8.37	-56.49
3	8033.33	51.91 PK	74	-22.09	-51.72	8.37	-43.35
4	8033.33	51.83 AV	54	-2.17	-51.8	8.37	-43.43
5	18750	36.32 PK	74	-37.68	-67.31	8.37	-58.94
6	18750	24.36 AV	54	-29.64	-79.27	8.37	-70.9
7	23943.5	39.44 PK	74	-34.56	-64.19	8.37	-55.82
8	23943.5	26.64 AV	54	-27.36	-76.99	8.37	-68.62
9	39684.09	31.08 PK	74	-42.92	-72.55	8.37	-64.18
10	39684.09	20.76 AV	54	-33.24	-82.87	8.37	-74.5

Note: Margin value = Emission Level - Limit value

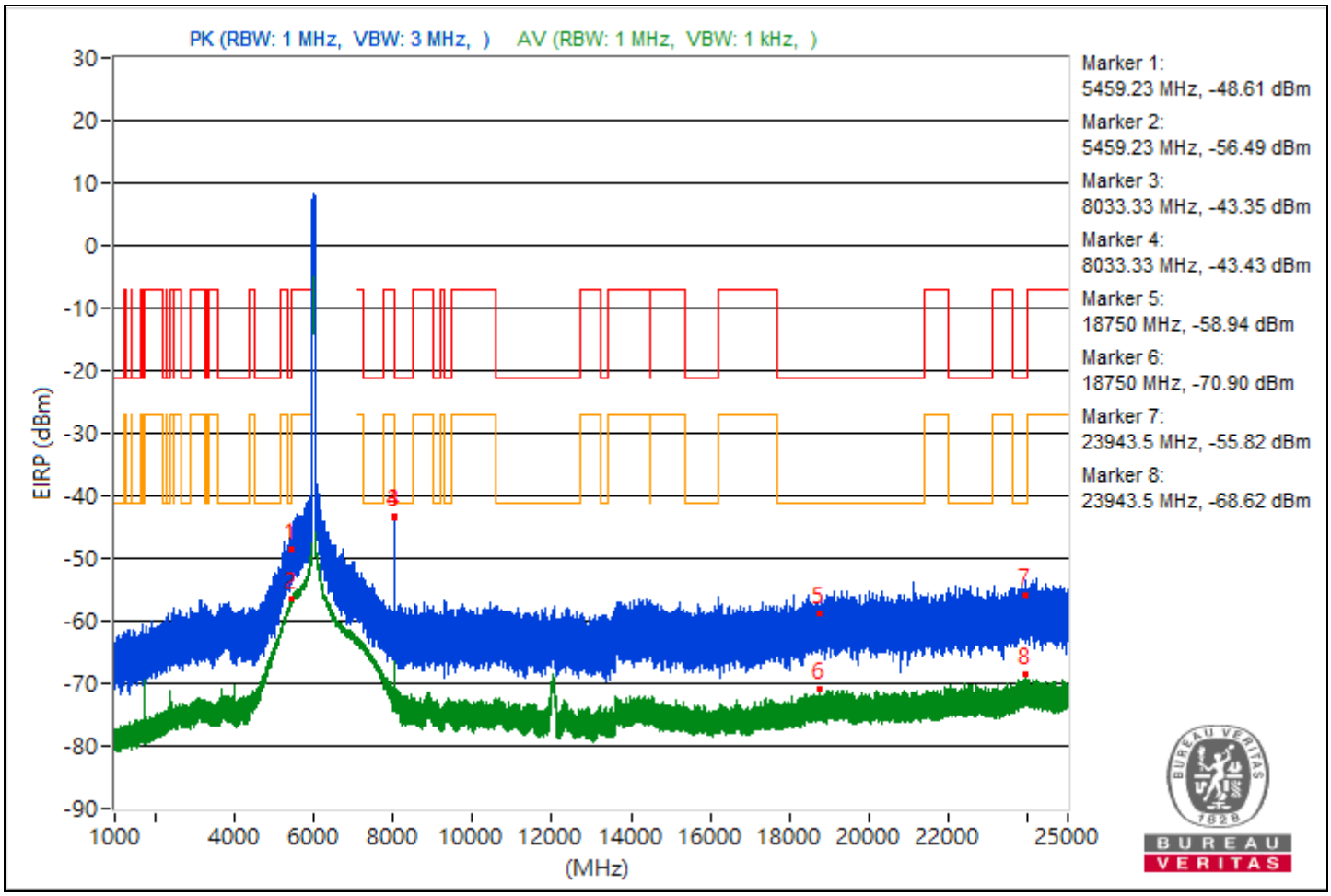

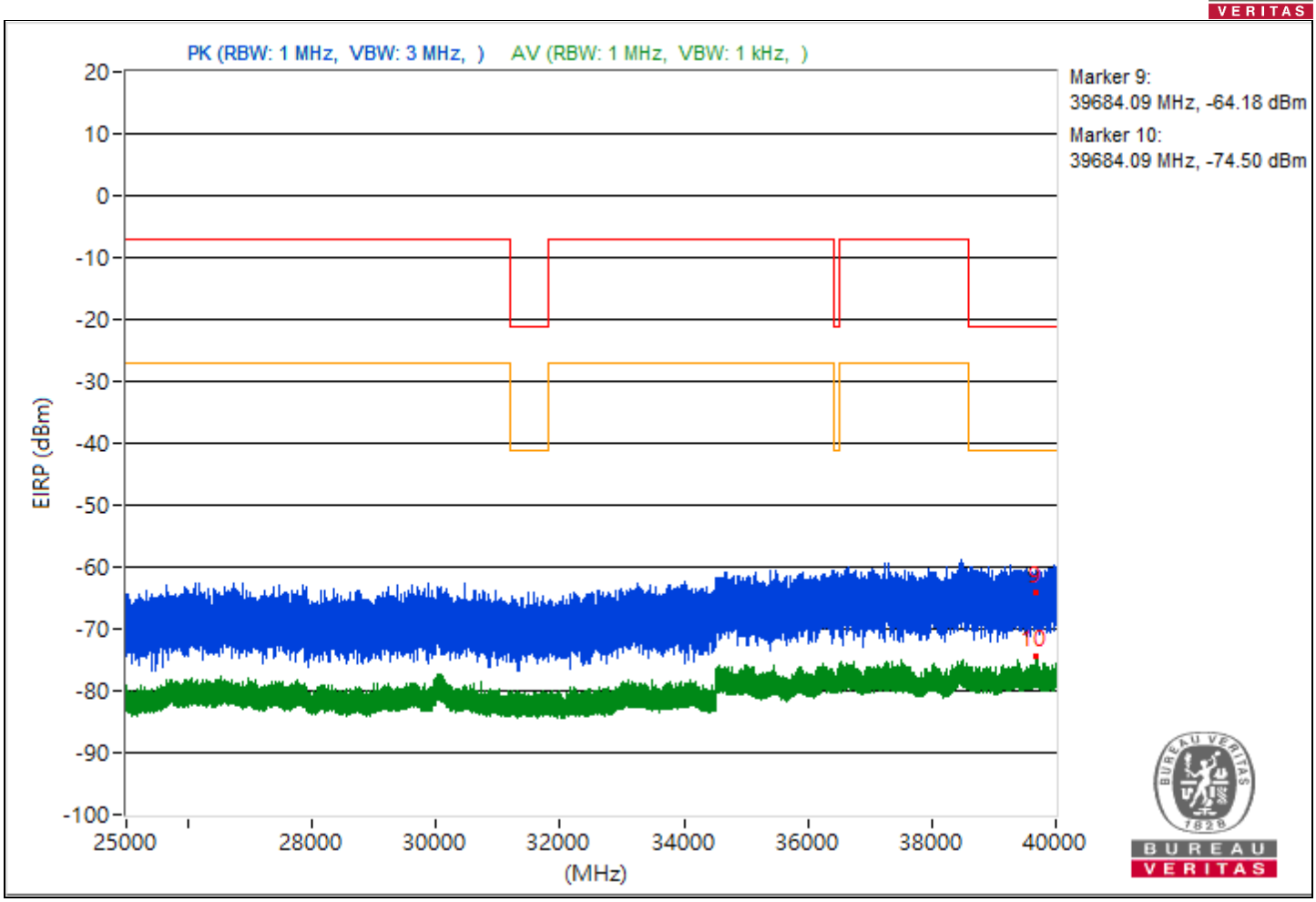
PK (RBW: 1 MHz, VBW: 3 MHz,)
AV (RBW: 1 MHz, VBW: 1 kHz,)
Marker 9:
39684.09 MHz, -64.18 dBm
Marker 10:
39684.09 MHz, -74.50 dBm
EIRP (dBm)
20
10
0
-10
-20
-30
-40
-50
-60
-70
-80
-90
-100
25000
28000
30000
32000
34000
36000
38000
40000
(MHz)
9
10

RF Mode	802.11be (EHT160) 996+484-tone MRU	Channel	CH 79：6345 MHz
Frequency Range	1 GHz ~ 40 GHz	Environmental Conditions	25°C, 60% RH
Tested By	Dolly Chung		

Conducted Unwanted Emissions							
No.	Frequency (MHz)	Emission Level (dBuV/m)	Limit (dBuV/m)	Margin (dB)	Raw Value Chain 0 (dBm)	Correction Factor (dB)	EIRP Level (dBm)
1	5454.64	39.81 PK	74	-34.19	-63.82	8.37	-55.45
2	5454.64	36.37 AV	54	-17.63	-67.26	8.37	-58.89
3	8460	50.07 PK	74	-23.93	-53.56	8.37	-45.19
4	8460	48.58 AV	54	-5.42	-55.05	8.37	-46.68
5	21384.5	33.44 PK	74	-40.56	-70.19	8.37	-61.82
6	21384.5	24.97 AV	54	-29.03	-78.66	8.37	-70.29
7	23922.2	37.63 PK	74	-36.37	-66	8.37	-57.63
8	23922.2	26.43 AV	54	-27.57	-77.2	8.37	-68.83
9	39707.38	33.1 PK	74	-40.9	-70.53	8.37	-62.16
10	39707.38	19.74 AV	54	-34.26	-83.89	8.37	-75.52

Note: Margin value = Emission Level - Limit value

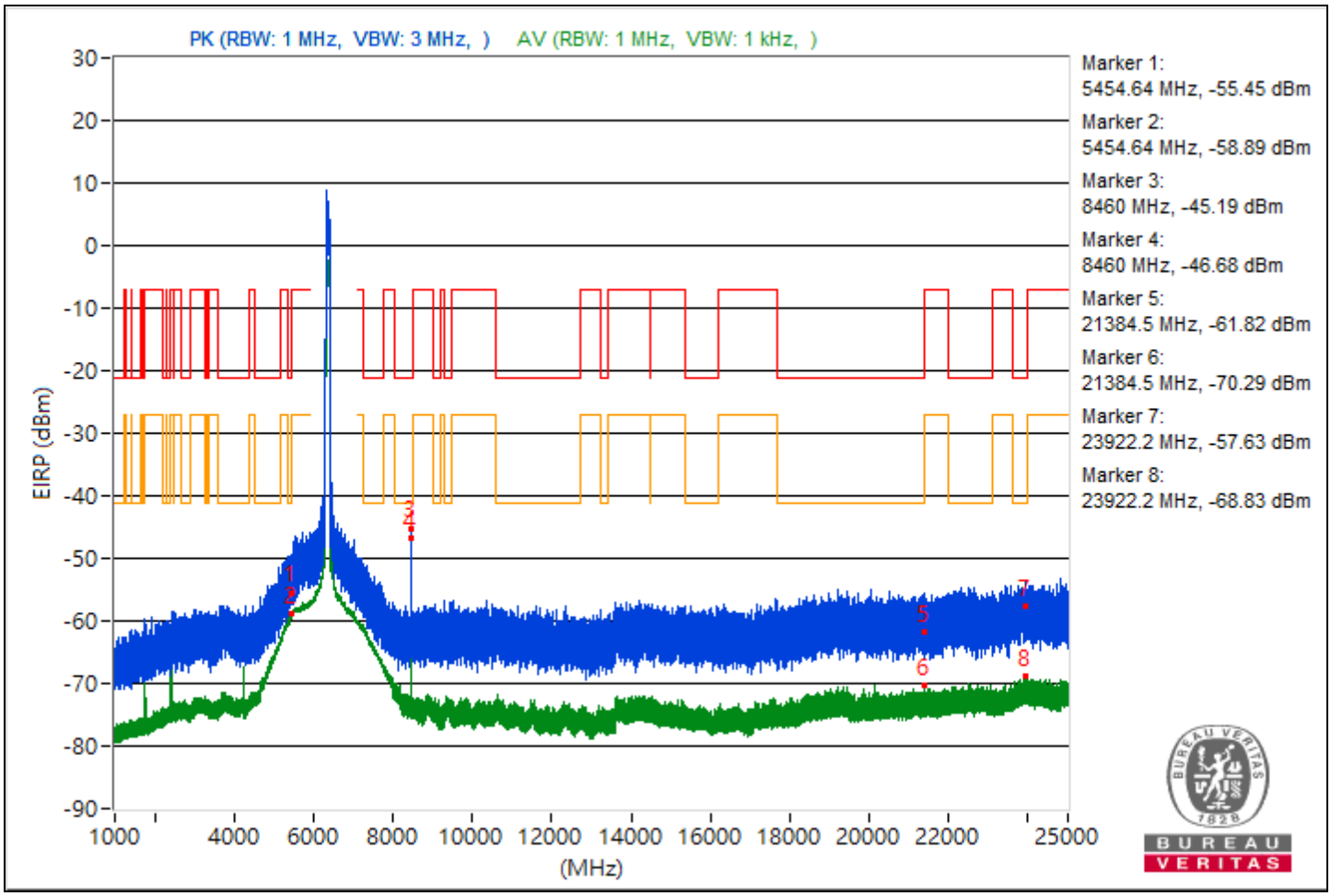

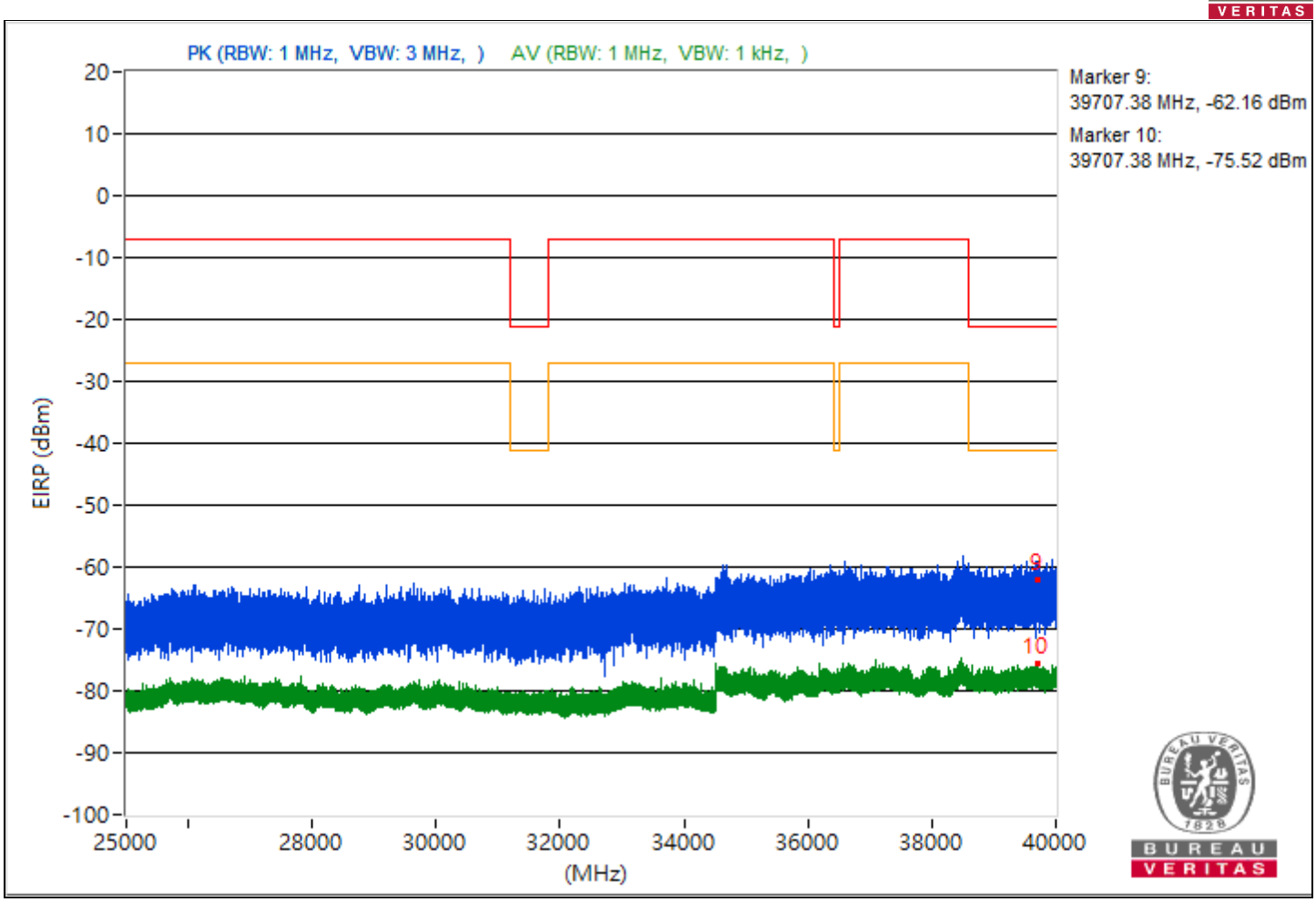
PK (RBW: 1 MHz, VBW: 3 MHz,)
AV (RBW: 1 MHz, VBW: 1 kHz,)
Marker 9:
39707.38 MHz, -62.16 dBm
Marker 10:
39707.38 MHz, -75.52 dBm
EIRP (dBm)
20
10
0
-10
-20
-30
-40
-50
-60
-70
-80
-90
-100
25000
28000
30000
32000
34000
36000
38000
40000
(MHz)
9
10

RF Mode	802.11be (EHT160) 996+484-tone MRU	Channel	CH 111：6505 MHz
Frequency Range	1 GHz ~ 40 GHz	Environmental Conditions	25°C, 60% RH
Tested By	Dolly Chung		

Conducted Unwanted Emissions							
No.	Frequency (MHz)	Emission Level (dBuV/m)	Limit (dBuV/m)	Margin (dB)	Raw Value Chain 0 (dBm)	Correction Factor (dB)	EIRP Level (dBm)
1	5455.5	41.79 PK	74	-32.21	-61.84	8.37	-53.47
2	5455.5	35.85 AV	54	-18.15	-67.78	8.37	-59.41
3	7255.67	41.48 PK	74	-32.52	-62.15	8.37	-53.78
4	7255.67	35.31 AV	54	-18.69	-68.32	8.37	-59.95
5	19570.2	36.01 PK	74	-37.99	-67.62	8.37	-59.25
6	19570.2	24.6 AV	54	-29.4	-79.03	8.37	-70.66
7	23887.6	35.72 PK	74	-38.28	-67.91	8.37	-59.54
8	23887.6	26.16 AV	54	-27.84	-77.47	8.37	-69.1
9	39605.78	32.11 PK	74	-41.89	-71.52	8.37	-63.15
10	39605.78	20.81 AV	54	-33.19	-82.82	8.37	-74.45

Note: Margin value = Emission Level - Limit value

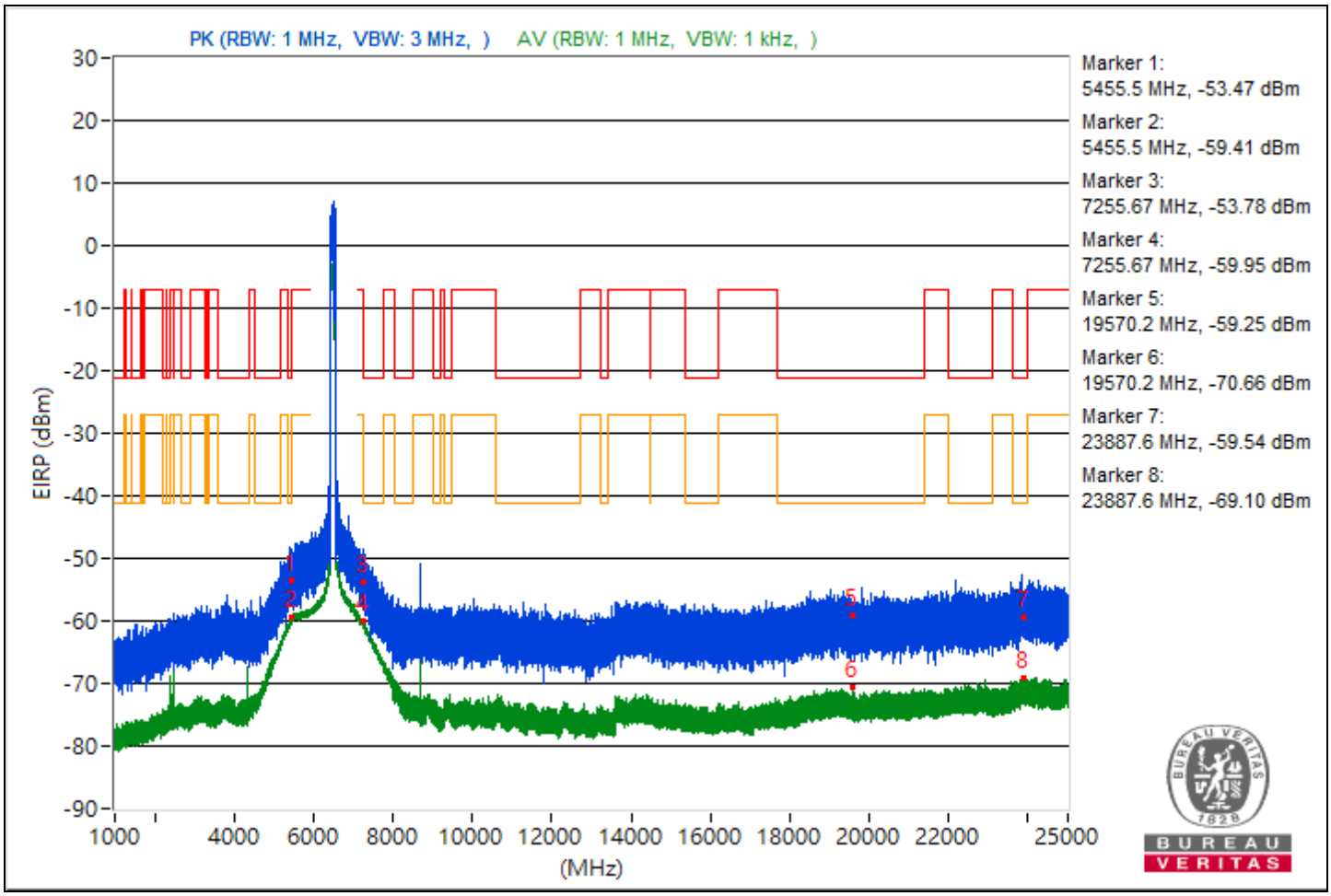

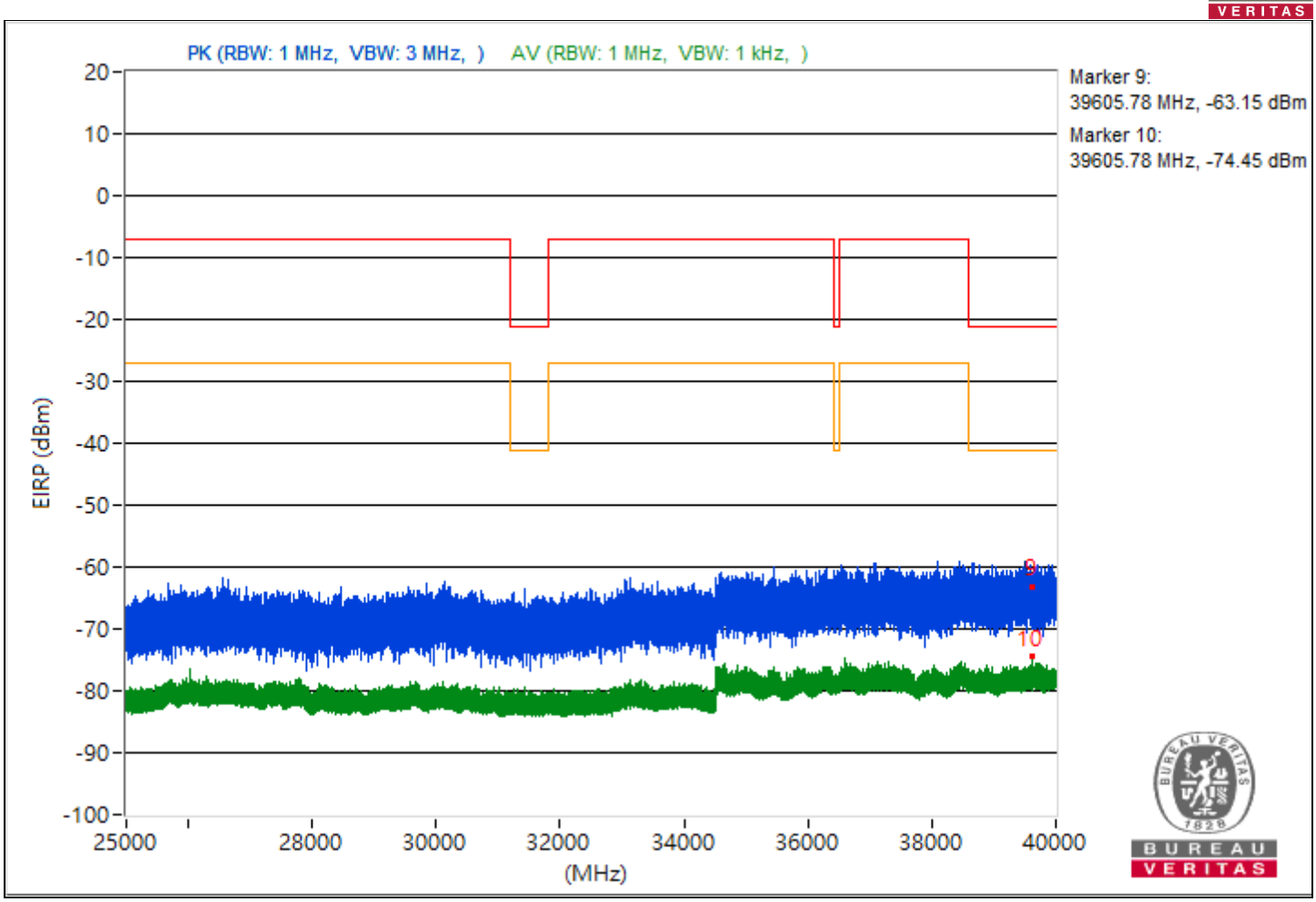
PK (RBW: 1 MHz, VBW: 3 MHz,)
AV (RBW: 1 MHz, VBW: 1 kHz,)
Marker 9:
39605.78 MHz, -63.15 dBm
Marker 10:
39605.78 MHz, -74.45 dBm
EIRP (dBm)
20
10
0
-10
-20
-30
-40
-50
-60
-70
-80
-90
-100
25000
28000
30000
32000
34000
36000
38000
40000
(MHz)
9
10

RF Mode	802.11be (EHT160) 996+484-tone MRU	Channel	CH 143：6665 MHz
Frequency Range	1 GHz ~ 40 GHz	Environmental Conditions	25°C, 60% RH
Tested By	Dolly Chung		

Conducted Unwanted Emissions							
No.	Frequency (MHz)	Emission Level (dBuV/m)	Limit (dBuV/m)	Margin (dB)	Raw Value Chain 0 (dBm)	Correction Factor (dB)	EIRP Level (dBm)
1	5456.51	40.7 PK	74	-33.3	-62.93	8.37	-54.56
2	5456.51	34.28 AV	54	-19.72	-69.35	8.37	-60.98
3	7265.86	42.21 PK	74	-31.79	-61.42	8.37	-53.05
4	7265.86	35.56 AV	54	-18.44	-68.07	8.37	-59.7
5	19056	34.58 PK	74	-39.42	-69.05	8.37	-60.68
6	19056	24.75 AV	54	-29.25	-78.88	8.37	-70.51
7	23780.6	34.85 PK	74	-39.15	-68.78	8.37	-60.41
8	23780.6	26.42 AV	54	-27.58	-77.21	8.37	-68.84
9	39335.29	32.14 PK	74	-41.86	-71.49	8.37	-63.12
10	39335.29	20.47 AV	54	-33.53	-83.16	8.37	-74.79

Note: Margin value = Emission Level - Limit value

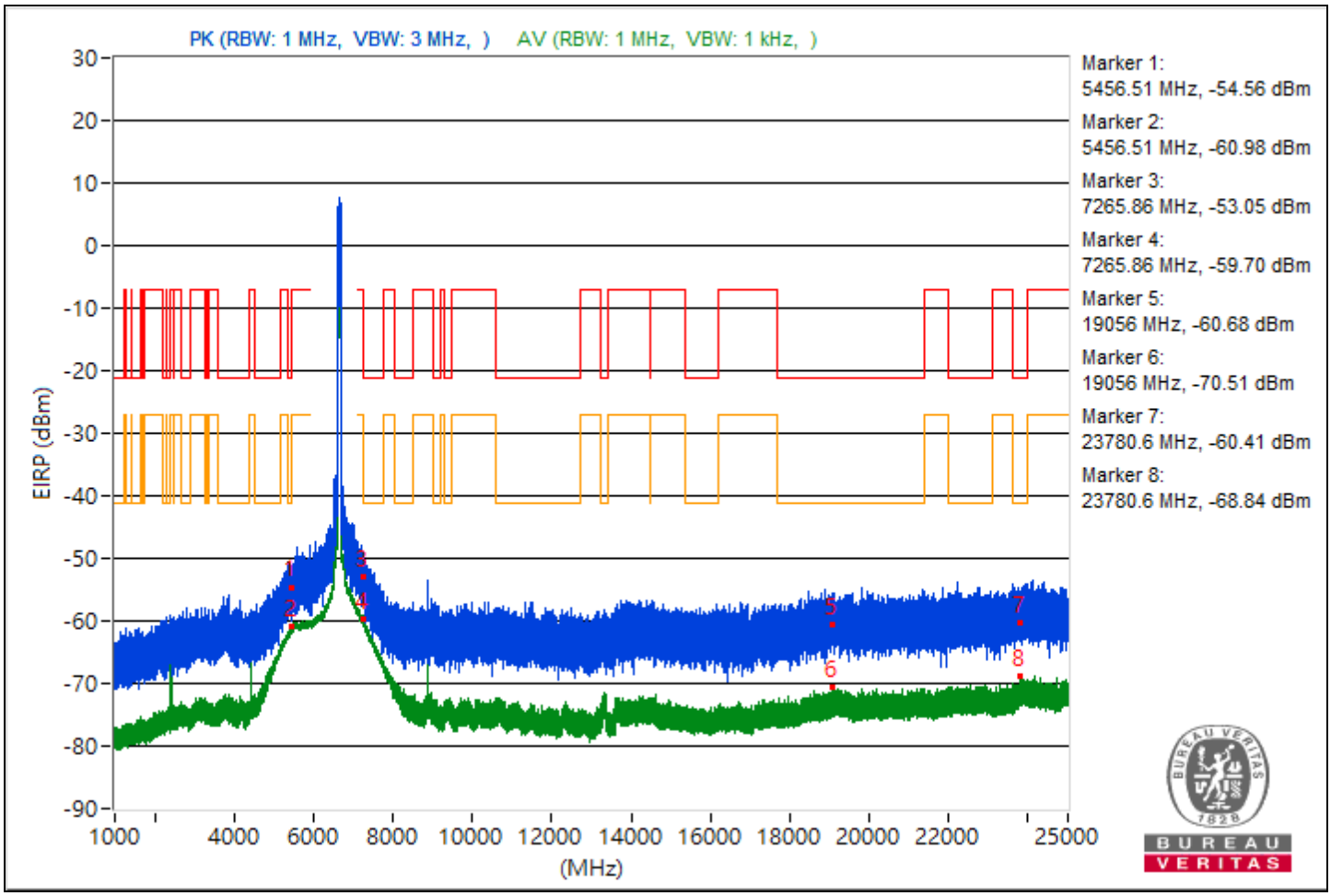

PK (RBW: 1 MHz, VBW: 3 MHz,)
AV (RBW: 1 MHz, VBW: 1 kHz,)
Marker 9:
39335.29 MHz, -63.12 dBm
Marker 10:
39335.29 MHz, -74.79 dBm
EIRP (dBm)
20
10
0
-10
-20
-30
-40
-50
-60
-70
-80
-90
-100
25000
28000
30000
32000
34000
36000
38000
40000
(MHz)
9
10

RF Mode	802.11be (EHT160) 996+484-tone MRU	Channel	CH 175：6825 MHz
Frequency Range	1 GHz ~ 40 GHz	Environmental Conditions	25°C, 60% RH
Tested By	Dolly Chung		

Conducted Unwanted Emissions							
No.	Frequency (MHz)	Emission Level (dBuV/m)	Limit (dBuV/m)	Margin (dB)	Raw Value Chain 0 (dBm)	Correction Factor (dB)	EIRP Level (dBm)
1	5459.86	39.58 PK	74	-34.42	-64.05	8.37	-55.68
2	5459.86	33.62 AV	54	-20.38	-70.01	8.37	-61.64
3	9100.09	42.87 PK	74	-31.13	-60.76	8.37	-52.39
4	9100.09	39.83 AV	54	-14.17	-63.8	8.37	-55.43
5	20186.2	33.17 PK	74	-40.83	-70.46	8.37	-62.09
6	20186.2	24.3 AV	54	-29.7	-79.33	8.37	-70.96
7	23746.8	34.83 PK	74	-39.17	-68.8	8.37	-60.43
8	23746.8	25.73 AV	54	-28.27	-77.9	8.37	-69.53
9	39655.02	31.3 PK	74	-42.7	-72.33	8.37	-63.96
10	39655.02	20.14 AV	54	-33.86	-83.49	8.37	-75.12

Note: Margin value = Emission Level - Limit value

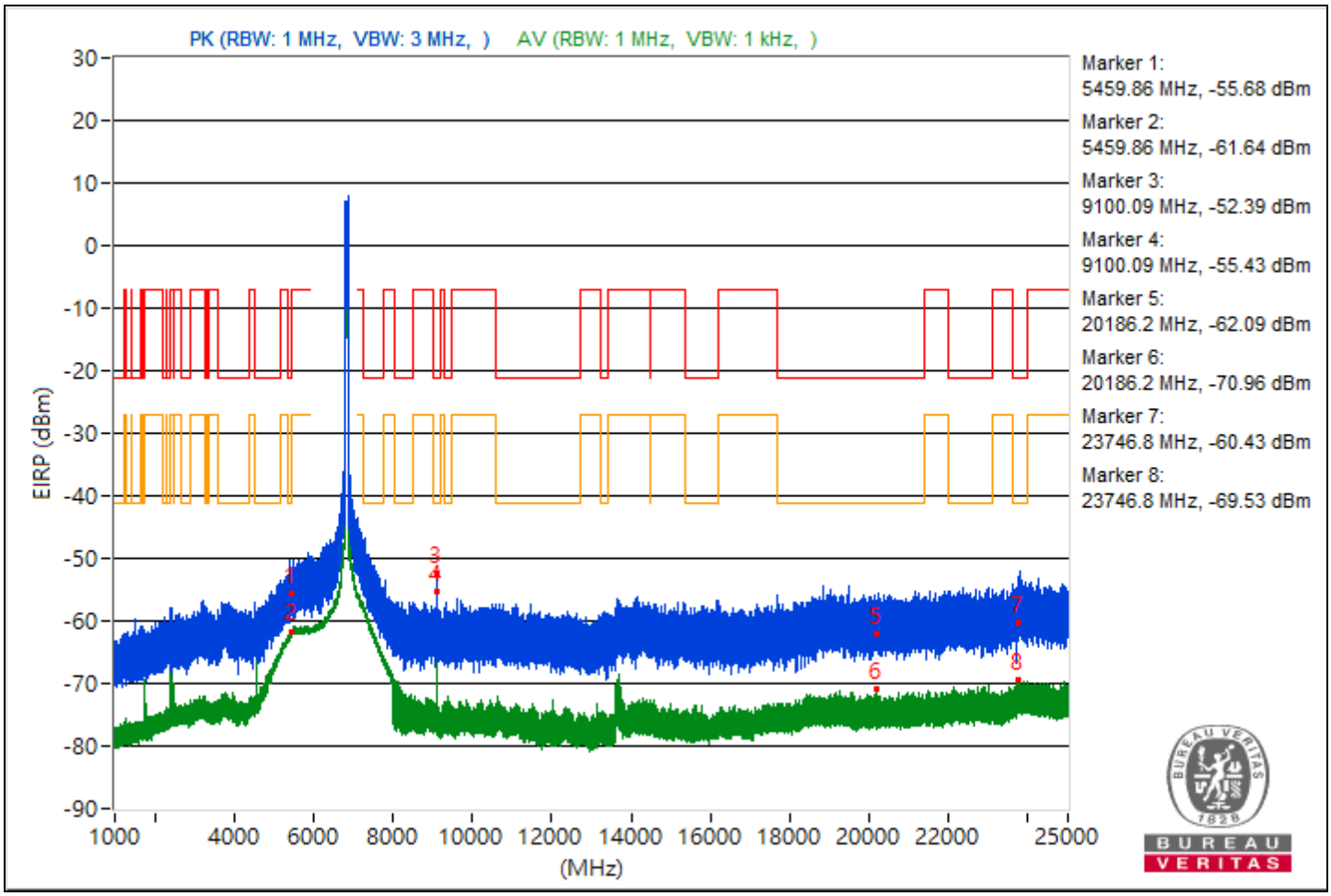

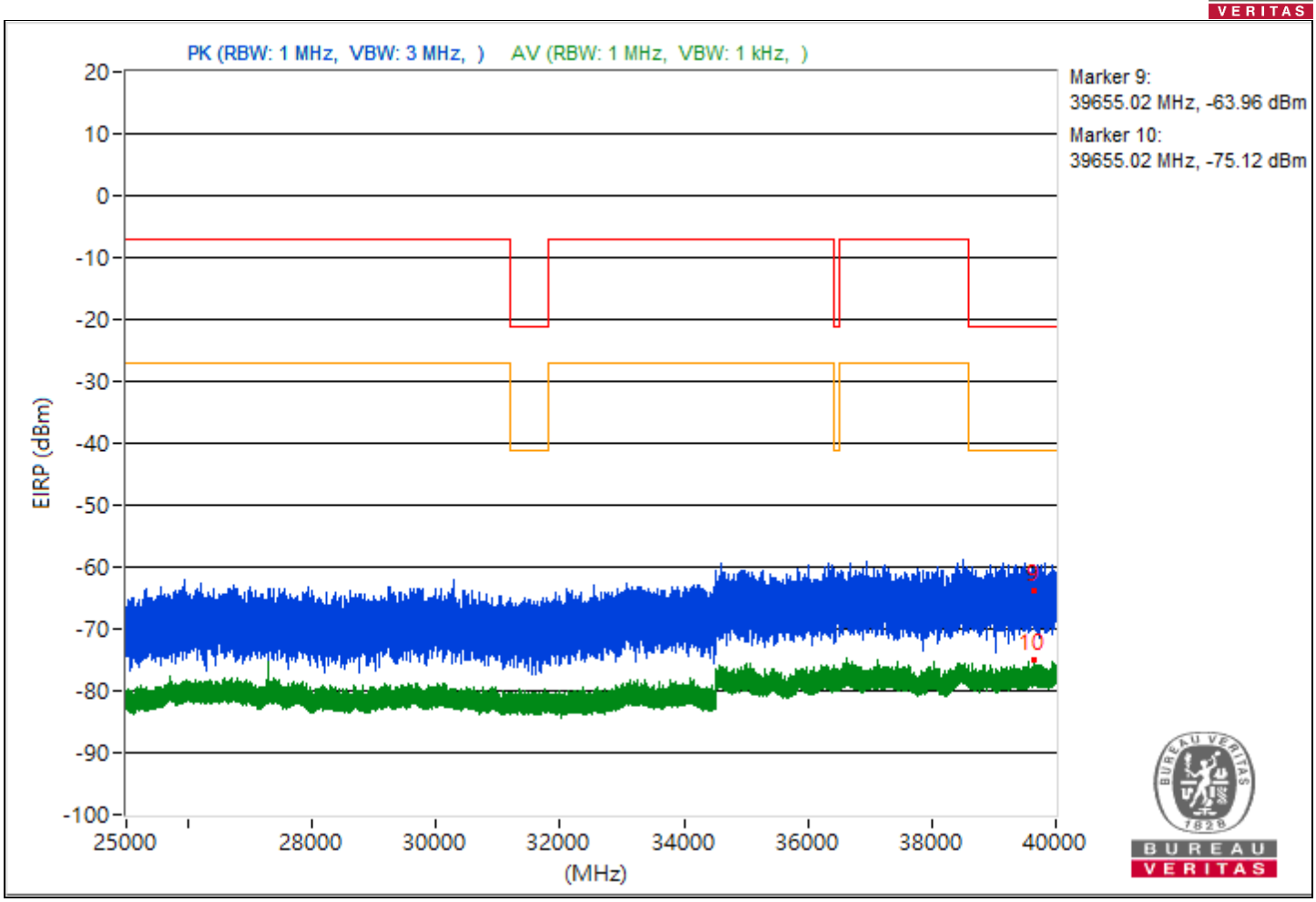
PK (RBW: 1 MHz, VBW: 3 MHz,)
AV (RBW: 1 MHz, VBW: 1 kHz,)
Marker 9:
39655.02 MHz, -63.96 dBm
Marker 10:
39655.02 MHz, -75.12 dBm
EIRP (dBm)
20
10
0
-10
-20
-30
-40
-50
-60
-70
-80
-90
-100
25000
28000
30000
32000
34000
36000
38000
40000
(MHz)
9
10

RF Mode	802.11be (EHT160) 996+484-tone MRU	Channel	CH 207：6985 MHz
Frequency Range	1 GHz ~ 40 GHz	Environmental Conditions	25°C, 60% RH
Tested By	Dolly Chung		

Conducted Unwanted Emissions							
No.	Frequency (MHz)	Emission Level (dBuV/m)	Limit (dBuV/m)	Margin (dB)	Raw Value Chain 0 (dBm)	Correction Factor (dB)	EIRP Level (dBm)
1	4656.64	40.29 PK	74	-33.71	-63.34	8.37	-54.97
2	4656.64	33.51 AV	54	-20.49	-70.12	8.37	-61.75
3	7252.24	42.18 PK	74	-31.82	-61.45	8.37	-53.08
4	7252.24	38.03 AV	54	-15.97	-65.6	8.37	-57.23
5	19233.5	37.5 PK	74	-36.5	-66.13	8.37	-57.76
6	19233.5	24.64 AV	54	-29.36	-78.99	8.37	-70.62
7	23734.9	37.34 PK	74	-36.66	-66.29	8.37	-57.92
8	23734.9	26.22 AV	54	-27.78	-77.41	8.37	-69.04
9	39711.29	28.01 PK	74	-45.99	-75.62	8.37	-67.25
10	39711.29	20.37 AV	54	-33.63	-83.26	8.37	-74.89

Note: Margin value = Emission Level - Limit value

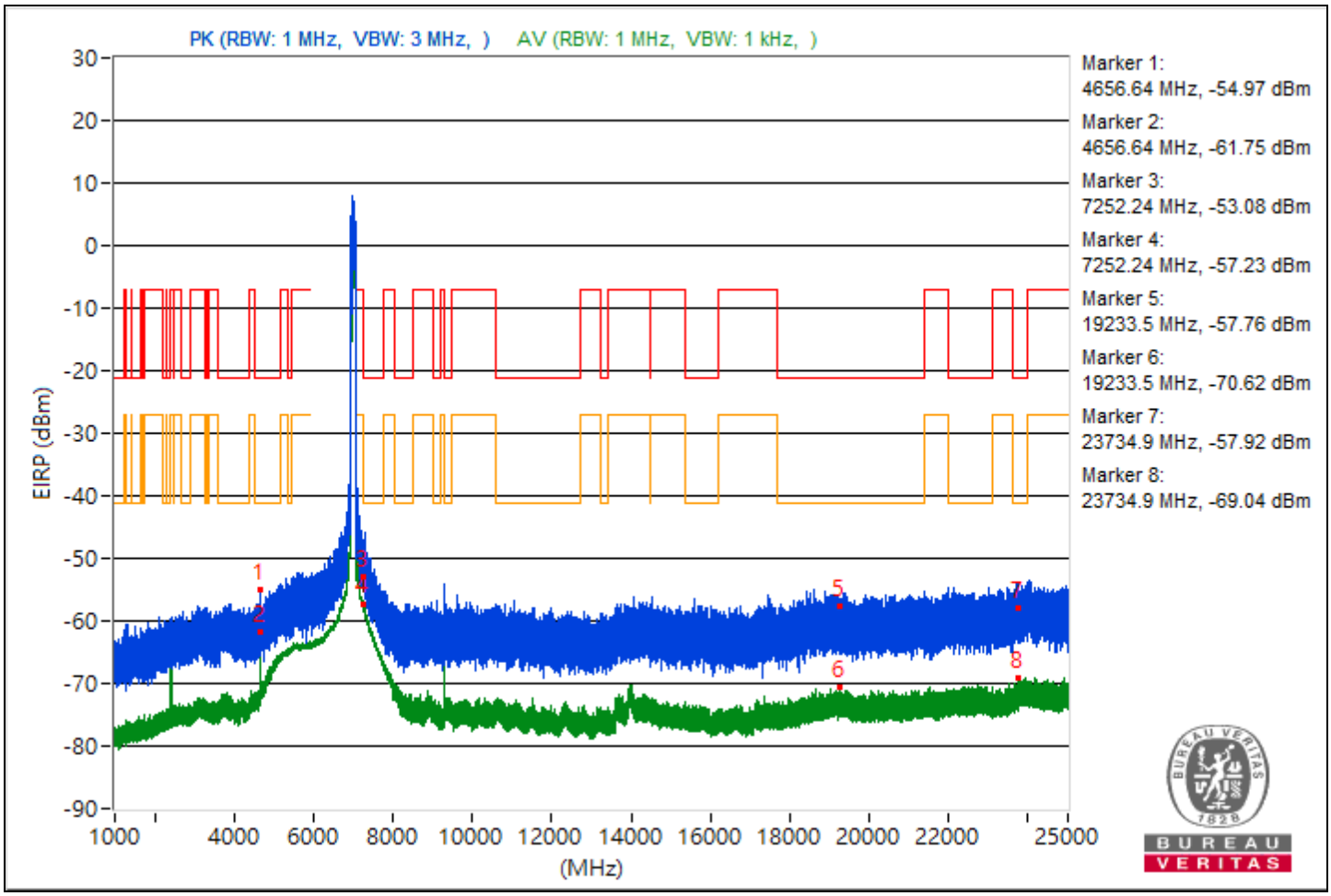

PK (RBW: 1 MHz, VBW: 3 MHz,)
AV (RBW: 1 MHz, VBW: 1 kHz,)
Marker 9:
39711.29 MHz, -67.25 dBm
Marker 10:
39711.29 MHz, -74.89 dBm
EIRP (dBm)
20
10
0
-10
-20
-30
-40
-50
-60
-70
-80
-90
-100
25000
28000
30000
32000
34000
36000
38000
40000
(MHz)
9
10

RF Mode	802.11be (EHT160) 996+484+242-tone MRU	Channel	CH 15：6025 MHz
Frequency Range	1 GHz ~ 40 GHz	Environmental Conditions	25°C, 60% RH
Tested By	Dolly Chung		

Conducted Unwanted Emissions							
No.	Frequency (MHz)	Emission Level (dBuV/m)	Limit (dBuV/m)	Margin (dB)	Raw Value Chain 0 (dBm)	Correction Factor (dB)	EIRP Level (dBm)
1	5457.37	43.58 PK	74	-30.42	-60.05	8.37	-51.68
2	5457.37	38.71 AV	54	-15.29	-64.92	8.37	-56.55
3	8033.42	51.35 PK	74	-22.65	-52.28	8.37	-43.91
4	8033.42	51.82 AV	54	-2.18	-51.81	8.37	-43.44
5	21118.4	36.16 PK	74	-37.84	-67.47	8.37	-59.1
6	21118.4	24.19 AV	54	-29.81	-79.44	8.37	-71.07
7	23934.6	36.65 PK	74	-37.35	-66.98	8.37	-58.61
8	23934.6	26.72 AV	54	-27.28	-76.91	8.37	-68.54
9	39837.51	30.96 PK	74	-43.04	-72.67	8.37	-64.3
10	39837.51	19.83 AV	54	-34.17	-83.8	8.37	-75.43

Note: Margin value = Emission Level - Limit value

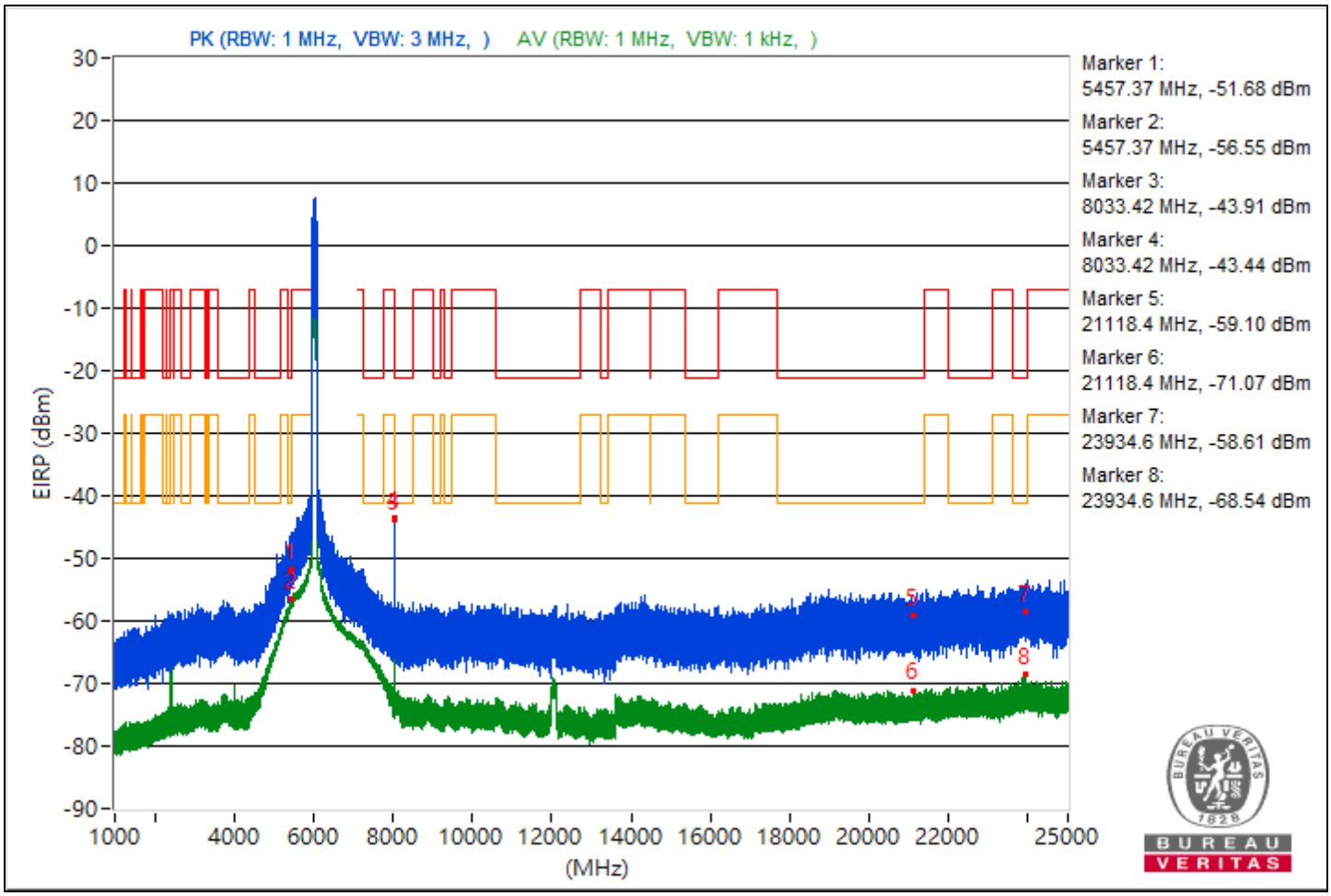

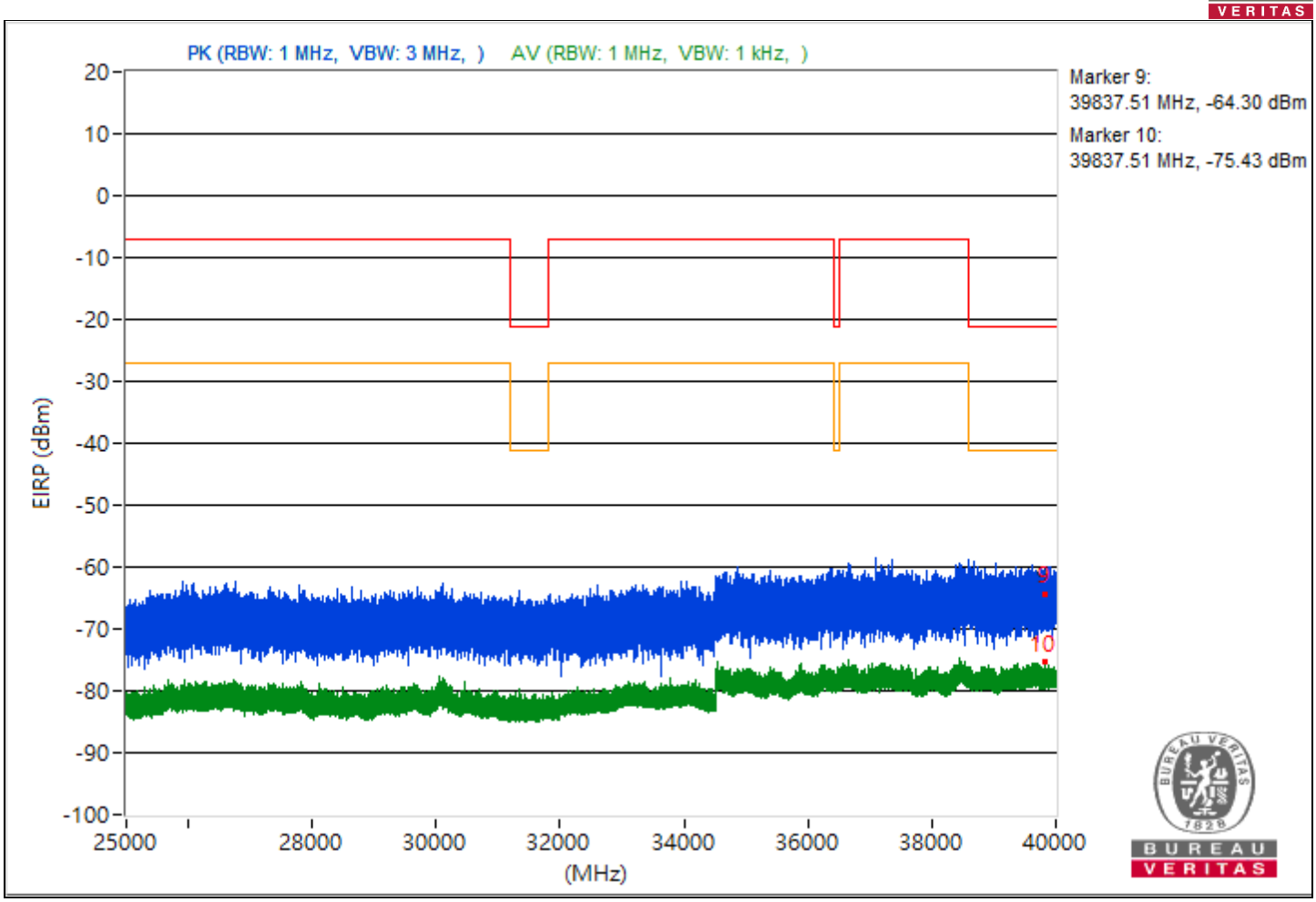
PK (RBW: 1 MHz, VBW: 3 MHz,)
AV (RBW: 1 MHz, VBW: 1 kHz,)
Marker 9:
39837.51 MHz, -64.30 dBm
Marker 10:
39837.51 MHz, -75.43 dBm
EIRP (dBm)
20
10
0
-10
-20
-30
-40
-50
-60
-70
-80
-90
-100
25000
28000
30000
32000
34000
36000
38000
40000
(MHz)
9
10

RF Mode	802.11be (EHT160) 996+484+242-tone MRU	Channel	CH 79：6345 MHz
Frequency Range	1 GHz ~ 40 GHz	Environmental Conditions	25°C, 60% RH
Tested By	Dolly Chung		

Conducted Unwanted Emissions							
No.	Frequency (MHz)	Emission Level (dBuV/m)	Limit (dBuV/m)	Margin (dB)	Raw Value Chain 0 (dBm)	Correction Factor (dB)	EIRP Level (dBm)
1	5457.99	42.96 PK	74	-31.04	-60.67	8.37	-52.3
2	5457.99	36.49 AV	54	-17.51	-67.14	8.37	-58.77
3	8460.09	49.08 PK	74	-24.92	-54.55	8.37	-46.18
4	8460.09	48.48 AV	54	-5.52	-55.15	8.37	-46.78
5	19436.4	30.44 PK	74	-43.56	-73.19	8.37	-64.82
6	19436.4	24.95 AV	54	-29.05	-78.68	8.37	-70.31
7	23923.4	36.56 PK	74	-37.44	-67.07	8.37	-58.7
8	23923.4	26.71 AV	54	-27.29	-76.92	8.37	-68.55
9	39564.18	30.07 PK	74	-43.93	-73.56	8.37	-65.19
10	39564.18	19.67 AV	54	-34.33	-83.96	8.37	-75.59

Note: Margin value = Emission Level - Limit value

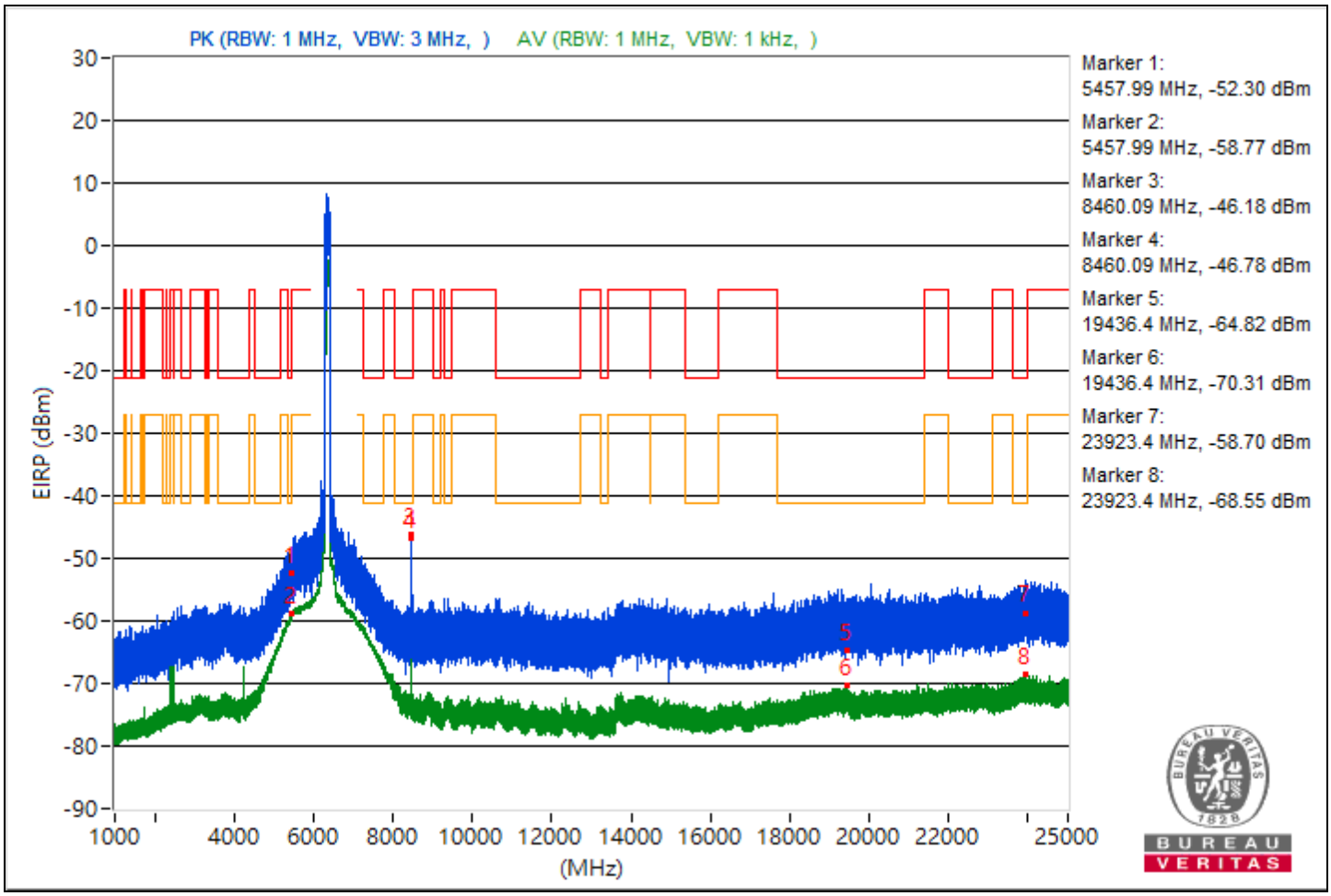

PK (RBW: 1 MHz, VBW: 3 MHz,)
AV (RBW: 1 MHz, VBW: 1 kHz,)
Marker 9:
39564.18 MHz, -65.19 dBm
Marker 10:
39564.18 MHz, -75.59 dBm
EIRP (dBm)
20
10
0
-10
-20
-30
-40
-50
-60
-70
-80
-90
-100
25000
28000
30000
32000
34000
36000
38000
40000
(MHz)
9
10

RF Mode	802.11be (EHT160) 996+484+242-tone MRU	Channel	CH 111：6505 MHz
Frequency Range	1 GHz ~ 40 GHz	Environmental Conditions	25°C, 60% RH
Tested By	Dolly Chung		

Conducted Unwanted Emissions							
No.	Frequency (MHz)	Emission Level (dBuV/m)	Limit (dBuV/m)	Margin (dB)	Raw Value Chain 0 (dBm)	Correction Factor (dB)	EIRP Level (dBm)
1	5458.14	43.29 PK	74	-30.71	-60.34	8.37	-51.97
2	5458.14	35.82 AV	54	-18.18	-67.81	8.37	-59.44
3	7250.38	42.82 PK	74	-31.18	-60.81	8.37	-52.44
4	7250.38	35.23 AV	54	-18.77	-68.4	8.37	-60.03
5	19140.5	34.22 PK	74	-39.78	-69.41	8.37	-61.04
6	19140.5	24.48 AV	54	-29.52	-79.15	8.37	-70.78
7	23769	38.22 PK	74	-35.78	-65.41	8.37	-57.04
8	23769	25.68 AV	54	-28.32	-77.95	8.37	-69.58
9	39516.53	28.08 PK	74	-45.92	-75.55	8.37	-67.18
10	39516.53	20.13 AV	54	-33.87	-83.5	8.37	-75.13

Note: Margin value = Emission Level - Limit value

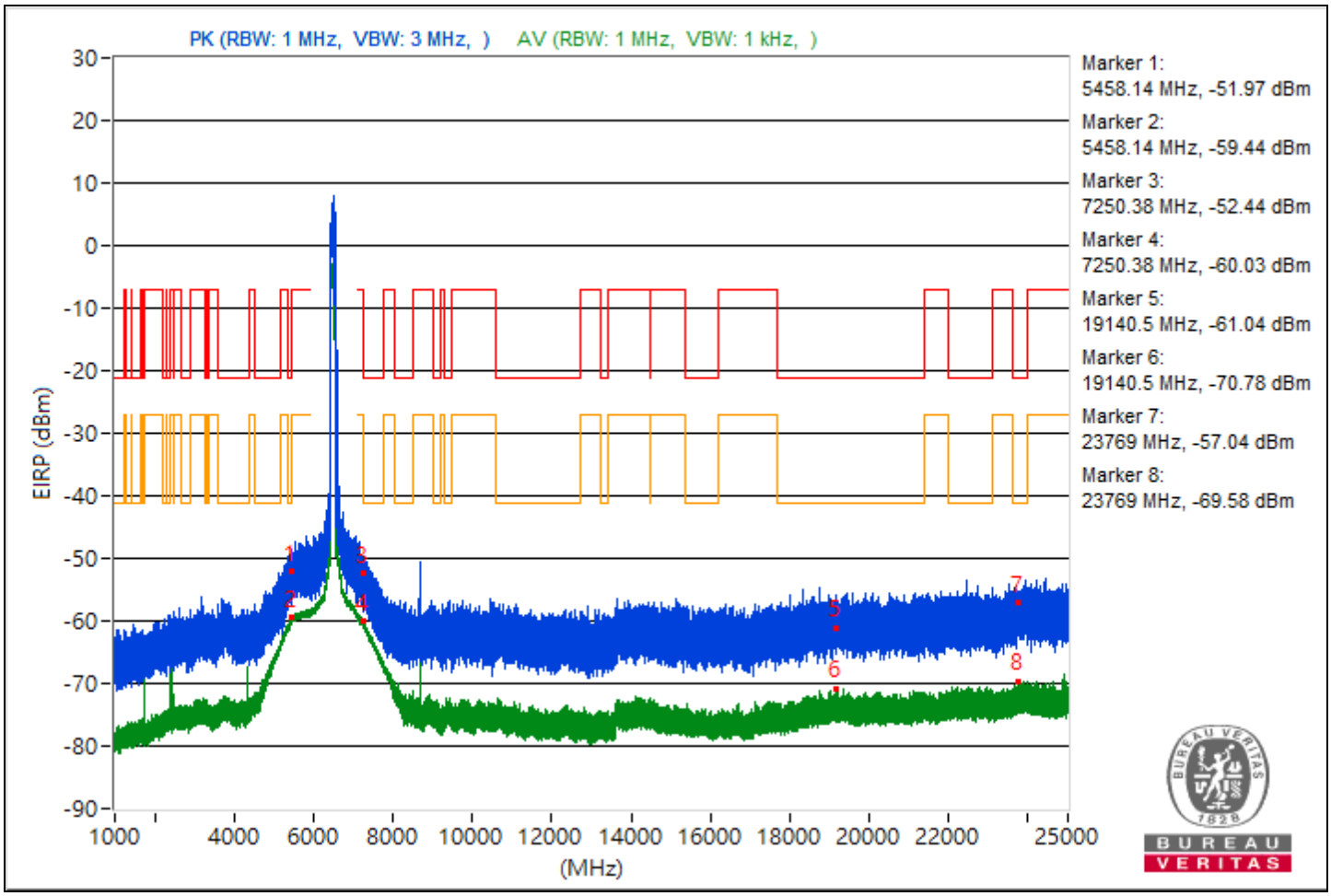

PK (RBW: 1 MHz, VBW: 3 MHz,)
AV (RBW: 1 MHz, VBW: 1 kHz,)
Marker 9:
39516.53 MHz, -67.18 dBm
Marker 10:
39516.53 MHz, -75.13 dBm
EIRP (dBm)
20
10
0
-10
-20
-30
-40
-50
-60
-70
-80
-90
-100
25000
28000
30000
32000
34000
36000
38000
40000
(MHz)
9
10

RF Mode	802.11be (EHT160) 996+484+242-tone MRU	Channel	CH 143：6665 MHz
Frequency Range	1 GHz ~ 40 GHz	Environmental Conditions	25°C, 60% RH
Tested By	Dolly Chung		

Conducted Unwanted Emissions							
No.	Frequency (MHz)	Emission Level (dBuV/m)	Limit (dBuV/m)	Margin (dB)	Raw Value Chain 0 (dBm)	Correction Factor (dB)	EIRP Level (dBm)
1	5457.52	42.26 PK	74	-31.74	-61.37	8.37	-53
2	5457.52	34.45 AV	54	-19.55	-69.18	8.37	-60.81
3	7254.27	43.84 PK	74	-30.16	-59.79	8.37	-51.42
4	7254.27	35.69 AV	54	-18.31	-67.94	8.37	-59.57
5	21152.1	35.28 PK	74	-38.72	-68.35	8.37	-59.98
6	21152.1	24.72 AV	54	-29.28	-78.91	8.37	-70.54
7	23923.9	37.11 PK	74	-36.89	-66.52	8.37	-58.15
8	23923.9	27.12 AV	54	-26.88	-76.51	8.37	-68.14
9	39681.33	29.37 PK	74	-44.63	-74.26	8.37	-65.89
10	39681.33	20.39 AV	54	-33.61	-83.24	8.37	-74.87

Note: Margin value = Emission Level - Limit value

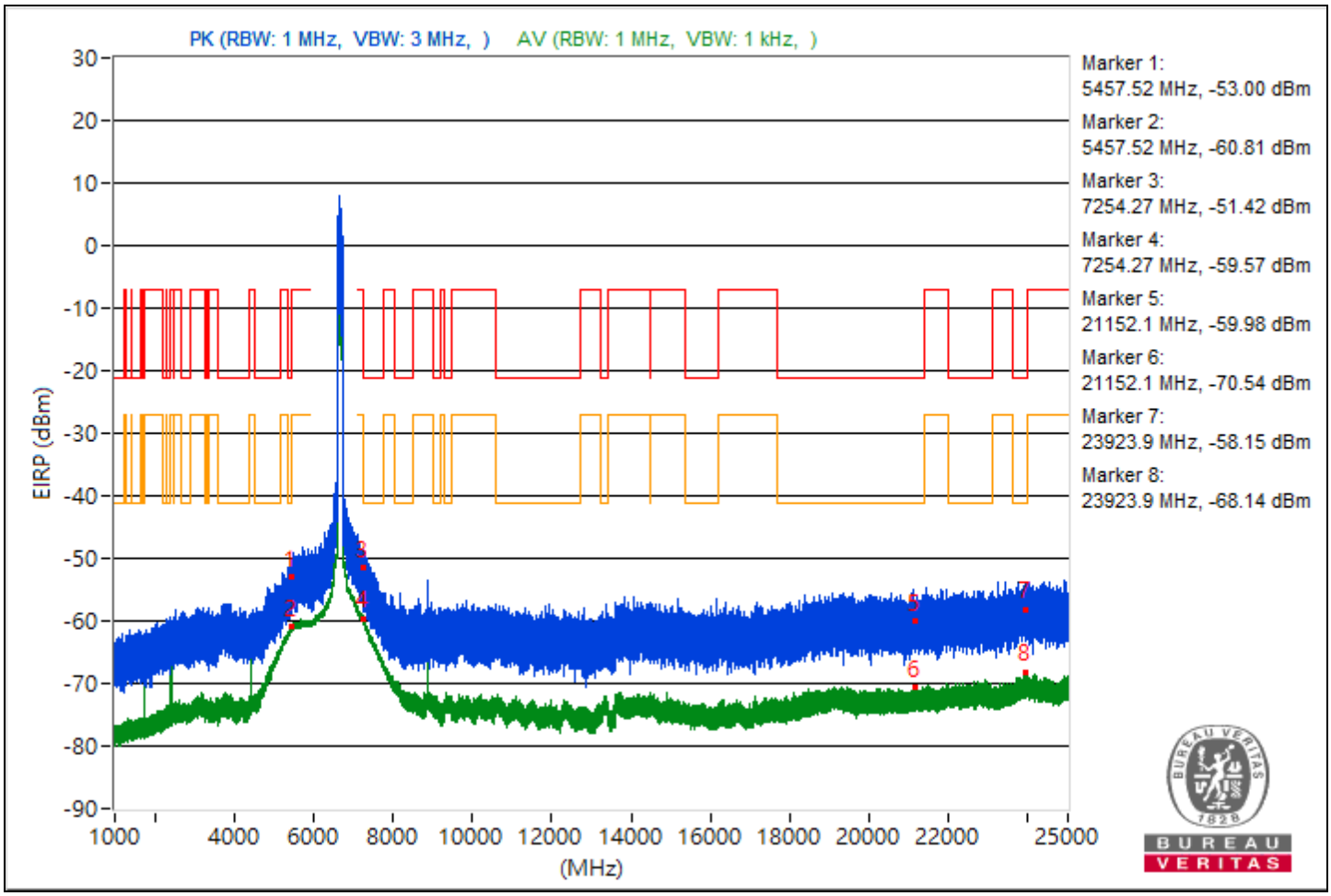

PK (RBW: 1 MHz, VBW: 3 MHz,)
AV (RBW: 1 MHz, VBW: 1 kHz,)
Marker 9:
39681.33 MHz, -65.89 dBm
Marker 10:
39681.33 MHz, -74.87 dBm
EIRP (dBm)
20
10
0
-10
-20
-30
-40
-50
-60
-70
-80
-90
-100
25000
28000
30000
32000
34000
36000
38000
40000
(MHz)
9
10

RF Mode	802.11be (EHT160) 996+484+242-tone MRU	Channel	CH 175：6825 MHz
Frequency Range	1 GHz ~ 40 GHz	Environmental Conditions	25°C, 60% RH
Tested By	Dolly Chung		

Conducted Unwanted Emissions							
No.	Frequency (MHz)	Emission Level (dBuV/m)	Limit (dBuV/m)	Margin (dB)	Raw Value Chain 0 (dBm)	Correction Factor (dB)	EIRP Level (dBm)
1	5448.03	38.25 PK	74	-35.75	-65.38	8.37	-57.01
2	5448.03	33.69 AV	54	-20.31	-69.94	8.37	-61.57
3	9099.82	41.74 PK	74	-32.26	-61.89	8.37	-53.52
4	9099.82	39.53 AV	54	-14.47	-64.1	8.37	-55.73
5	19099.7	32.44 PK	74	-41.56	-71.19	8.37	-62.82
6	19099.7	24.7 AV	54	-29.3	-78.93	8.37	-70.56
7	23971.5	40.19 PK	74	-33.81	-63.44	8.37	-55.07
8	23971.5	26.52 AV	54	-27.48	-77.11	8.37	-68.74
9	39884.98	31.8 PK	74	-42.2	-71.83	8.37	-63.46
10	39884.98	21.04 AV	54	-32.96	-82.59	8.37	-74.22

Note: Margin value = Emission Level - Limit value

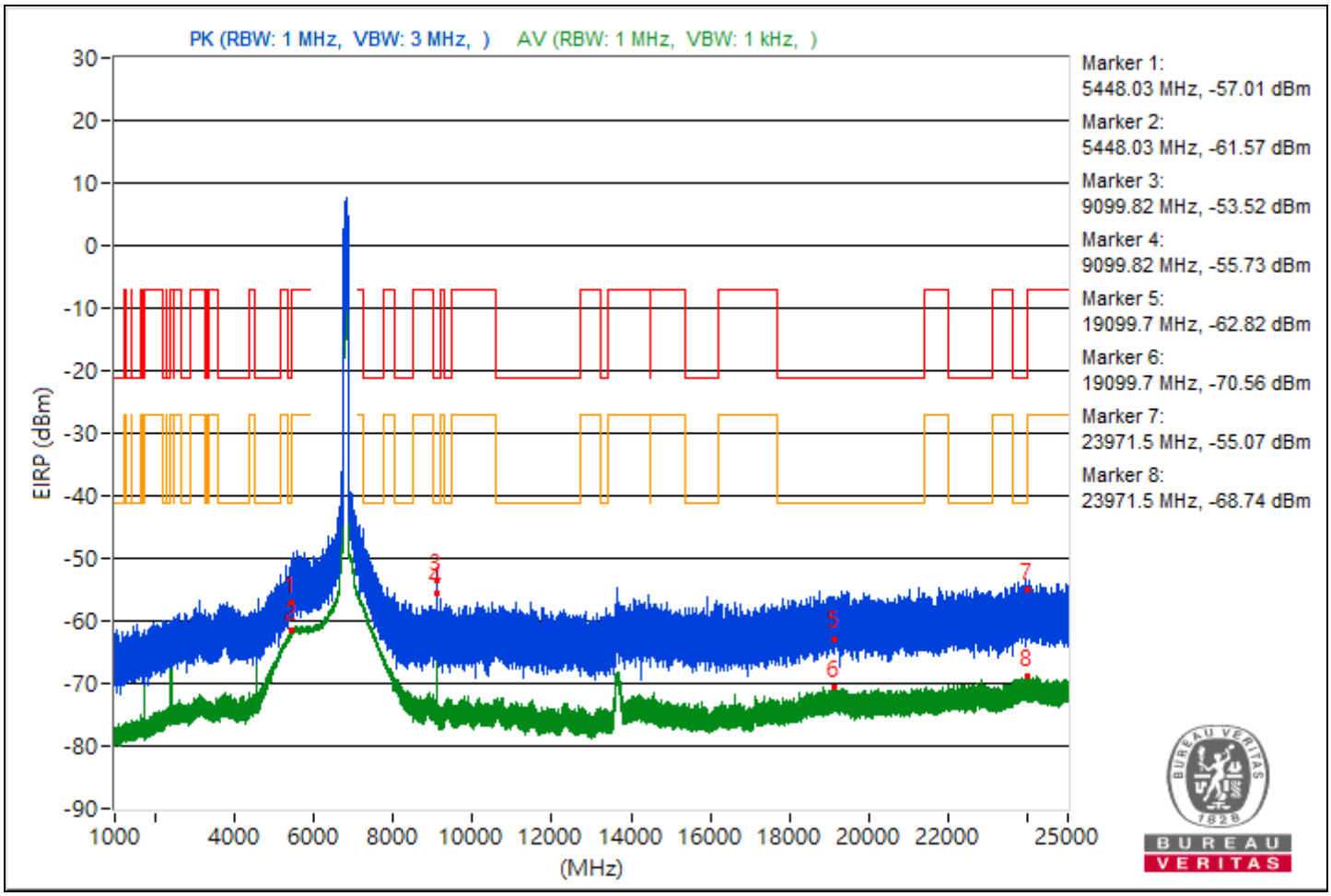

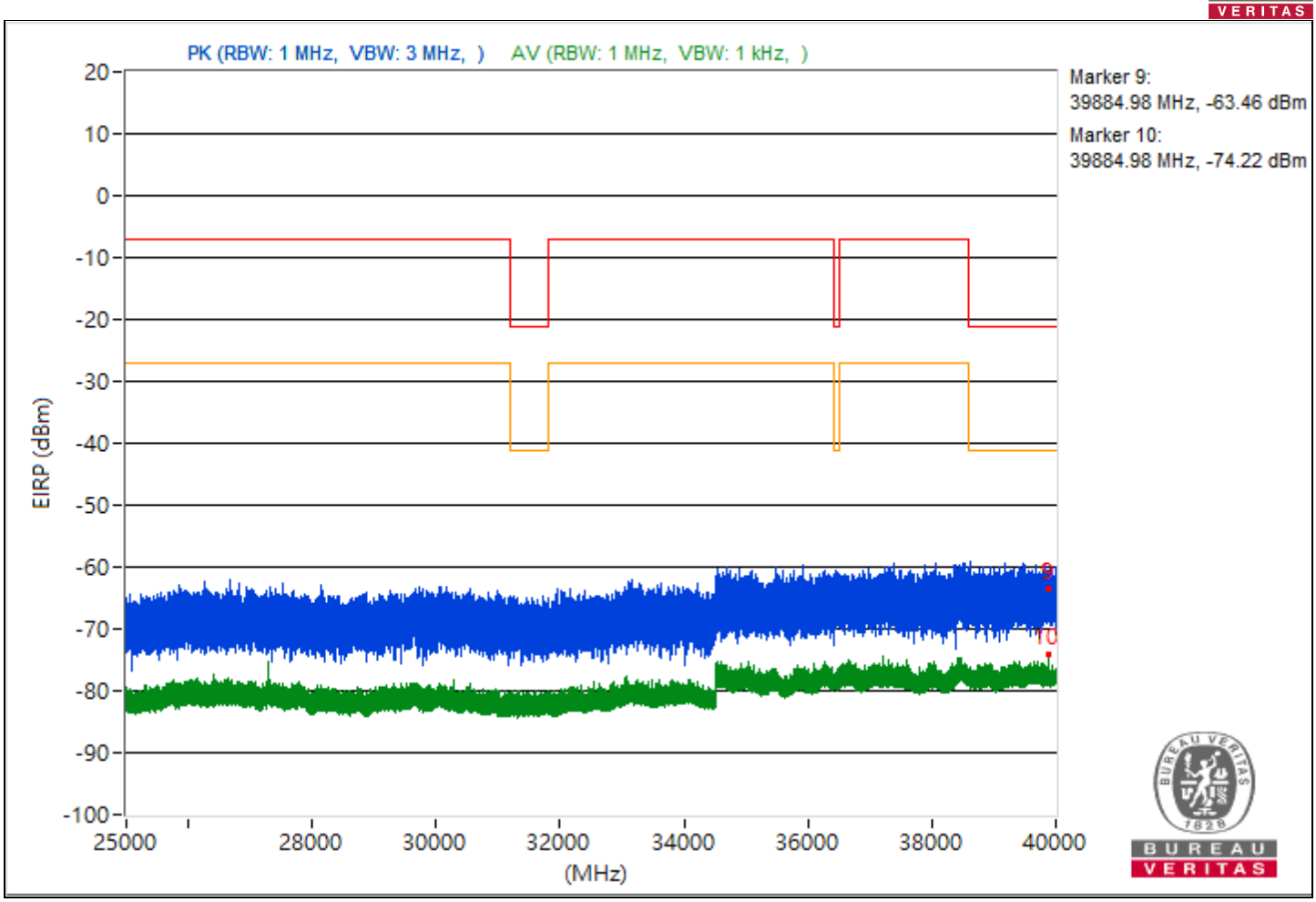
PK (RBW: 1 MHz, VBW: 3 MHz,)
AV (RBW: 1 MHz, VBW: 1 kHz,)
Marker 9:
39884.98 MHz, -63.46 dBm
Marker 10:
39884.98 MHz, -74.22 dBm
EIRP (dBm)
20
10
0
-10
-20
-30
-40
-50
-60
-70
-80
-90
-100
25000
28000
30000
32000
34000
36000
38000
40000
(MHz)
9
10

RF Mode	802.11be (EHT160) 996+484+242-tone MRU	Channel	CH 207：6985 MHz
Frequency Range	1 GHz ~ 40 GHz	Environmental Conditions	25°C, 60% RH
Tested By	Dolly Chung		

Conducted Unwanted Emissions							
No.	Frequency (MHz)	Emission Level (dBuV/m)	Limit (dBuV/m)	Margin (dB)	Raw Value Chain 0 (dBm)	Correction Factor (dB)	EIRP Level (dBm)
1	4656.72	37.88 PK	74	-36.12	-65.75	8.37	-57.38
2	4656.72	33.36 AV	54	-20.64	-70.27	8.37	-61.9
3	9313.51	39.67 PK	74	-34.33	-63.96	8.37	-55.59
4	9313.51	38.5 AV	54	-15.5	-65.13	8.37	-56.76
5	20473.8	32.56 PK	74	-41.44	-71.07	8.37	-62.7
6	20473.8	24.7 AV	54	-29.3	-78.93	8.37	-70.56
7	23913.4	38.87 PK	74	-35.13	-64.76	8.37	-56.39
8	23913.4	26.43 AV	54	-27.57	-77.2	8.37	-68.83
9	39183.11	30.17 PK	74	-43.83	-73.46	8.37	-65.09
10	39183.11	19.73 AV	54	-34.27	-83.9	8.37	-75.53

Note: Margin value = Emission Level - Limit value

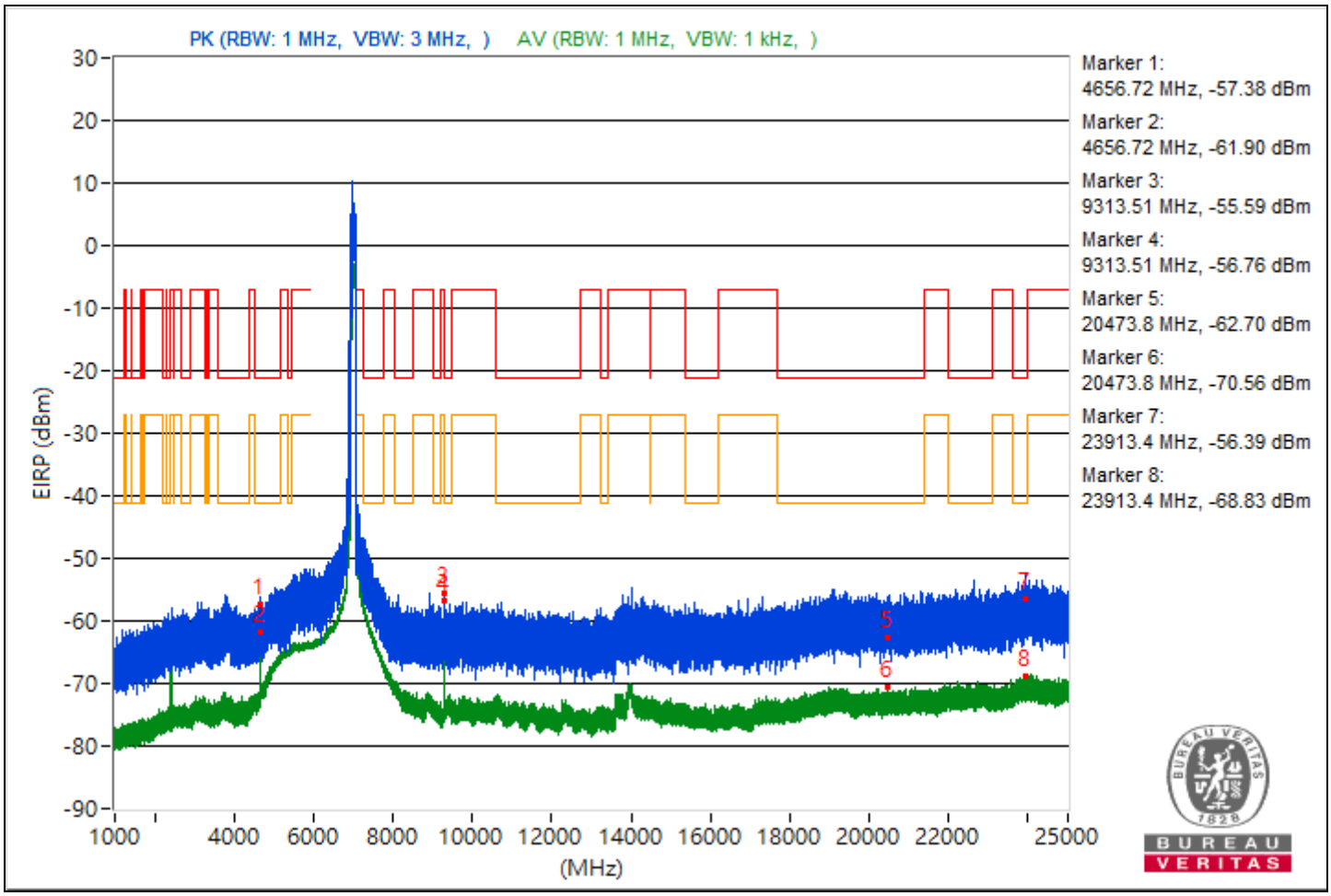

PK (RBW: 1 MHz, VBW: 3 MHz,)
AV (RBW: 1 MHz, VBW: 1 kHz,)
Marker 9:
39183.11 MHz, -65.09 dBm
Marker 10:
39183.11 MHz, -75.53 dBm
EIRP (dBm)
20
10
0
-10
-20
-30
-40
-50
-60
-70
-80
-90
-100
25000
28000
30000
32000
34000
36000
38000
40000
(MHz)
9
10

Conducted Band Edges

1TX

RF Mode	802.11a	Channel	CH 1：5955 MHz
Frequency Range	5.825 GHz ~ 6.025 GHz	Environmental Conditions	25°C, 60% RH
Tested By	Dolly Chung		

Conducted Band Edge							
No.	Frequency (MHz)	Emission Level (dBuV/m)	Limit (dBuV/m)	Margin (dB)	Raw Value Chain 0 (dBm)	Correction Factor (dB)	EIRP Level (dBm)
1	*5955.75	98.26 PK			-5.37	8.37	3
2	*5955.75	91.54 AV			-12.09	8.37	-3.72
3	#5905.68	54.17 PK	88.26	-34.09	-49.46	8.37	-41.09
4	#5905.68	40.3 AV	68.26	-27.96	-63.33	8.37	-54.96

Notes:

1. Margin value = Emission Level - Limit value
2. " * ": Fundamental frequency, the limit was restricted at the RF Output Power.
3. " # ": The radiated frequency is out of the restricted band.

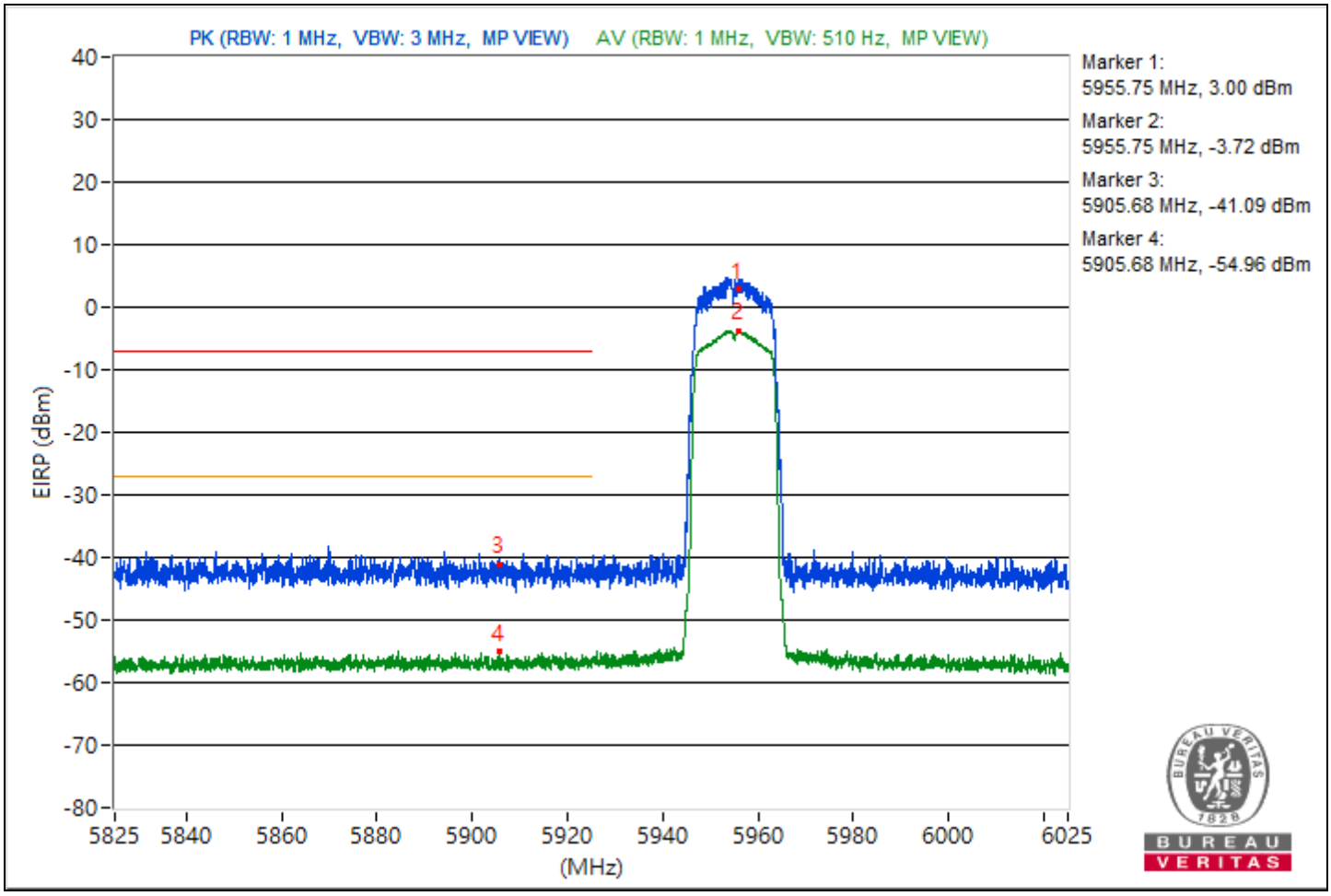

RF Mode	802.11a	Channel	CH 233：7115 MHz
Frequency Range	7.025 GHz ~ 7.225 GHz	Environmental Conditions	25°C, 60% RH
Tested By	Dolly Chung		

Conducted Band Edge							
No.	Frequency (MHz)	Emission Level (dBuV/m)	Limit (dBuV/m)	Margin (dB)	Raw Value Chain 0 (dBm)	Correction Factor (dB)	EIRP Level (dBm)
1	*7115.8	100.19 PK			-3.44	8.37	4.93
2	*7115.8	92.1 AV			-11.53	8.37	-3.16
3	#7125	63.99 PK	88.26	-24.27	-39.64	8.37	-31.27
4	#7125	45.1 AV	68.26	-23.16	-58.53	8.37	-50.16

Notes:

1. Margin value = Emission Level - Limit value
2. " * ": Fundamental frequency, the limit was restricted at the RF Output Power.
3. " # ": The radiated frequency is out of the restricted band.

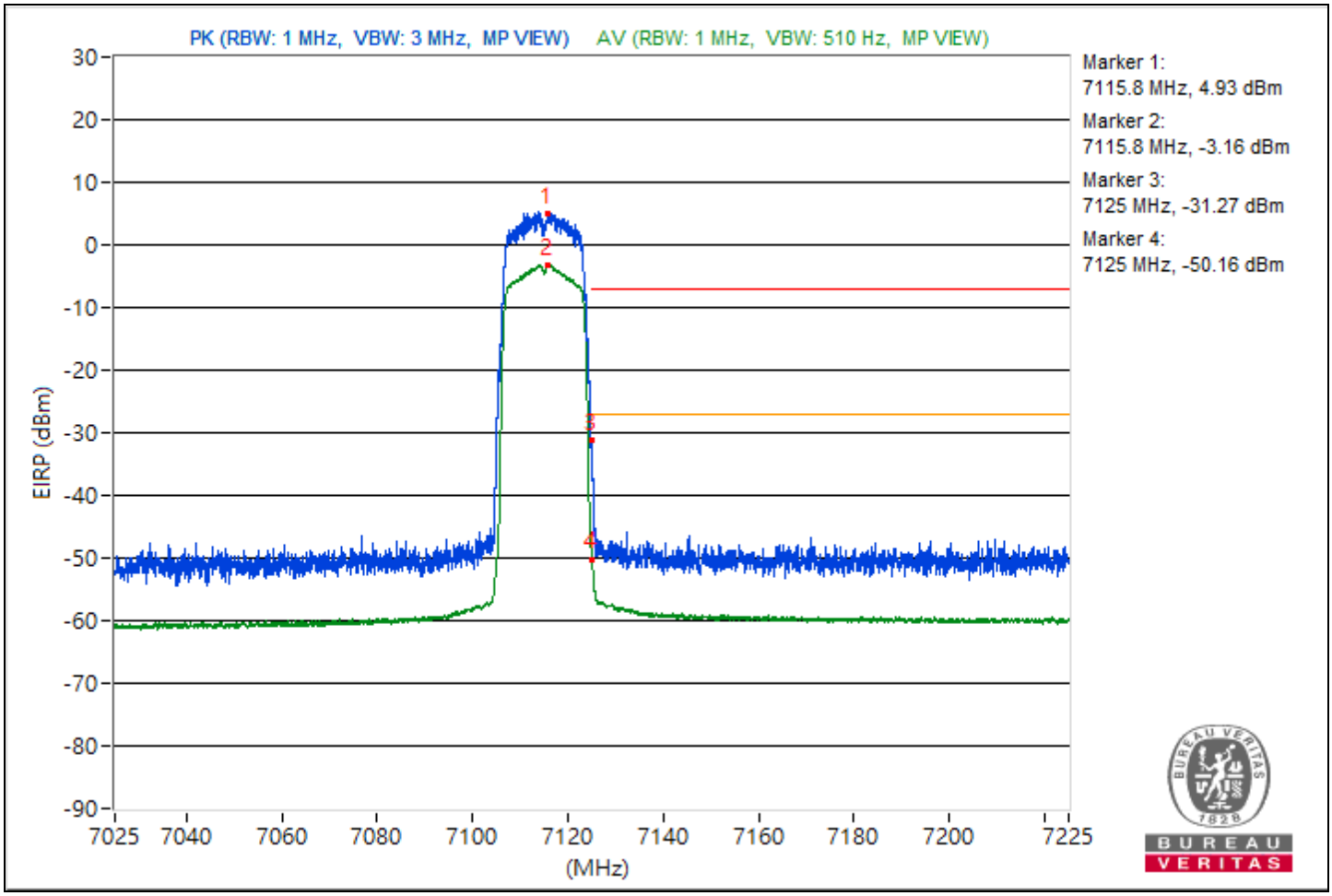

1S1T

RF Mode	802.11be (EHT20)	Channel	CH 1：5955 MHz
Frequency Range	5.825 GHz ~ 6.025 GHz	Environmental Conditions	25°C, 60% RH
Tested By	Dolly Chung		

Conducted Band Edge							
No.	Frequency (MHz)	Emission Level (dBuV/m)	Limit (dBuV/m)	Margin (dB)	Raw Value Chain 0 (dBm)	Correction Factor (dB)	EIRP Level (dBm)
1	*5954.18	99.11 PK			-4.52	8.37	3.85
2	*5954.18	91.15 AV			-12.48	8.37	-4.11
3	#5923.62	43.14 PK	88.26	-45.12	-60.49	8.37	-52.12
4	#5923.62	33.04 AV	68.26	-35.22	-70.59	8.37	-62.22

Notes:

1. Margin value = Emission Level - Limit value
2. " * ": Fundamental frequency, the limit was restricted at the RF Output Power.
3. " # ": The radiated frequency is out of the restricted band.

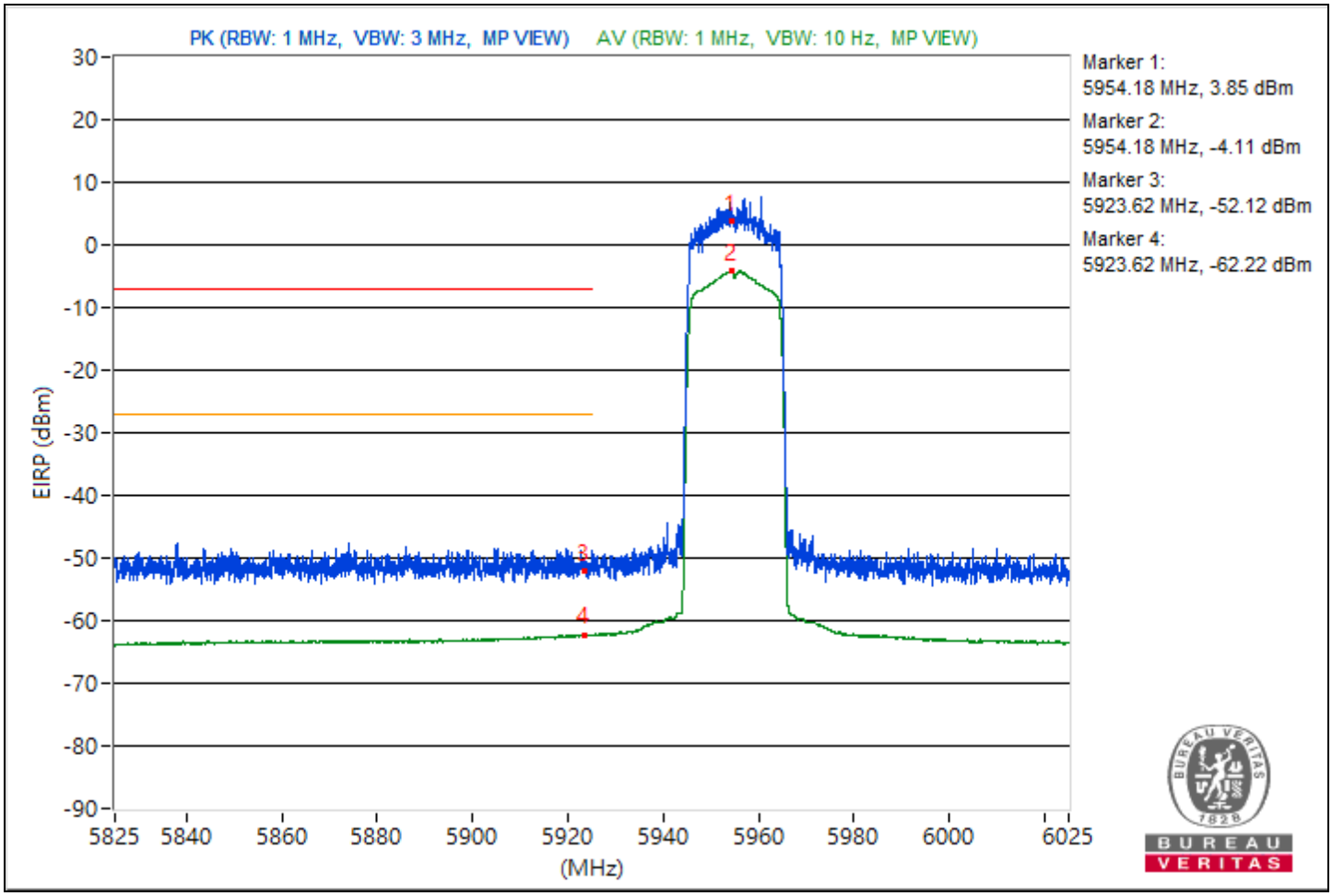

RF Mode	802.11be (EHT20)	Channel	CH 233：7115 MHz
Environmental Conditions	25°C, 60% RH	Tested By	Dolly Chung

Conducted Band Edge							
No.	Frequency (MHz)	Emission Level (dBuV/m)	Limit (dBuV/m)	Margin (dB)	Raw Value Chain 0 (dBm)	Correction Factor (dB)	EIRP Level (dBm)
1	#7125	62.47 PK	88.26	-25.79	-41.16	8.37	-32.79
2	#7125	49.97 AV	68.26	-18.29	-53.66	8.37	-45.29

Notes:

1. Margin value = Emission Level - Limit value.
2. " # ": The radiated frequency is out of the restricted band.
3. Follow ANSI C63.10 section 12.7.4.4.3 Integration method.

For Integration method:

Chain 0

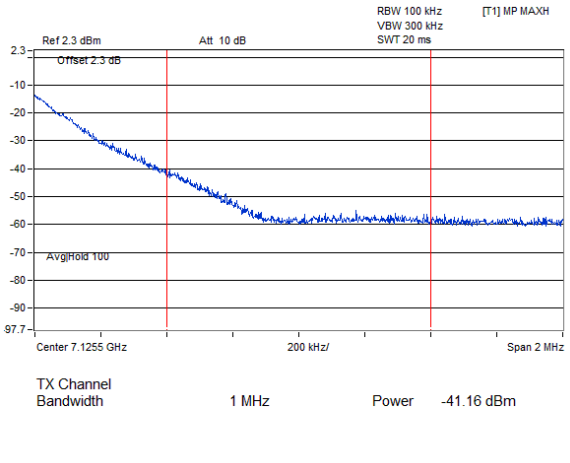

Peak

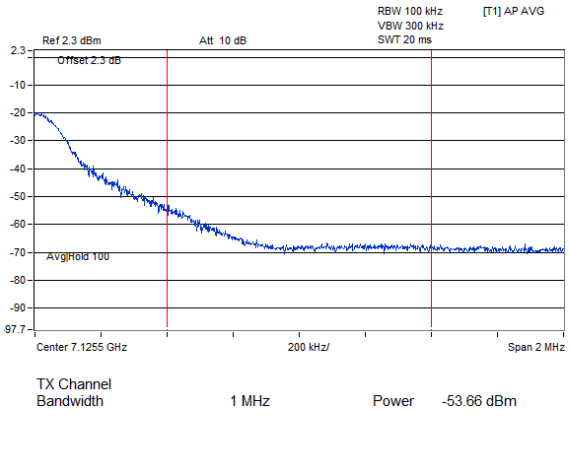

Average

RF Mode	802.11be (EHT40)	Channel	CH 3：5965 MHz
Frequency Range	5.825 GHz ~ 6.025 GHz	Environmental Conditions	25°C, 60% RH
Tested By	Dolly Chung		

Conducted Band Edge							
No.	Frequency (MHz)	Emission Level (dBuV/m)	Limit (dBuV/m)	Margin (dB)	Raw Value Chain 0 (dBm)	Correction Factor (dB)	EIRP Level (dBm)
1	*5963.73	100.78 PK			-2.85	8.37	5.52
2	*5963.73	90.85 AV			-12.78	8.37	-4.41
3	#5923.6	46.06 PK	88.26	-42.2	-57.57	8.37	-49.2
4	#5923.6	37.44 AV	68.26	-30.82	-66.19	8.37	-57.82

Notes:

1. Margin value = Emission Level - Limit value
2. " * ": Fundamental frequency, the limit was restricted at the RF Output Power.
3. " # ": The radiated frequency is out of the restricted band.

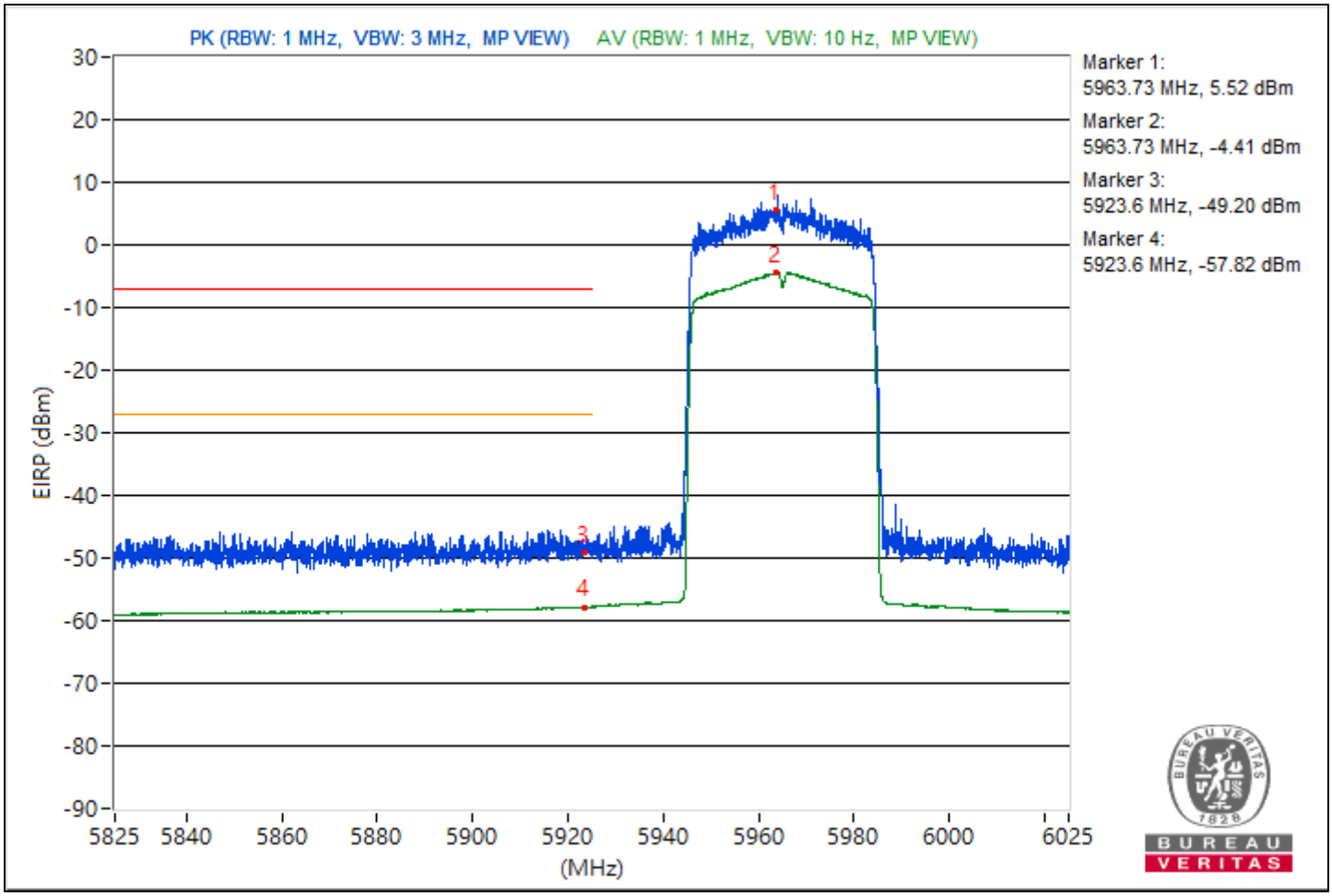

RF Mode	802.11be (EHT40)	Channel	CH 227：7085 MHz
Frequency Range	7.025 GHz ~ 7.225 GHz	Environmental Conditions	25°C, 60% RH
Tested By	Dolly Chung		

Conducted Band Edge							
No.	Frequency (MHz)	Emission Level (dBuV/m)	Limit (dBuV/m)	Margin (dB)	Raw Value Chain 0 (dBm)	Correction Factor (dB)	EIRP Level (dBm)
1	*7083.98	99.8 PK			-3.83	8.37	4.54
2	*7083.98	90.81 AV			-12.82	8.37	-4.45
3	#7125.07	50 PK	88.26	-38.26	-53.63	8.37	-45.26
4	#7125.07	38.92 AV	68.26	-29.34	-64.71	8.37	-56.34

Notes:

1. Margin value = Emission Level - Limit value
2. " * ": Fundamental frequency, the limit was restricted at the RF Output Power.
3. " # ": The radiated frequency is out of the restricted band.

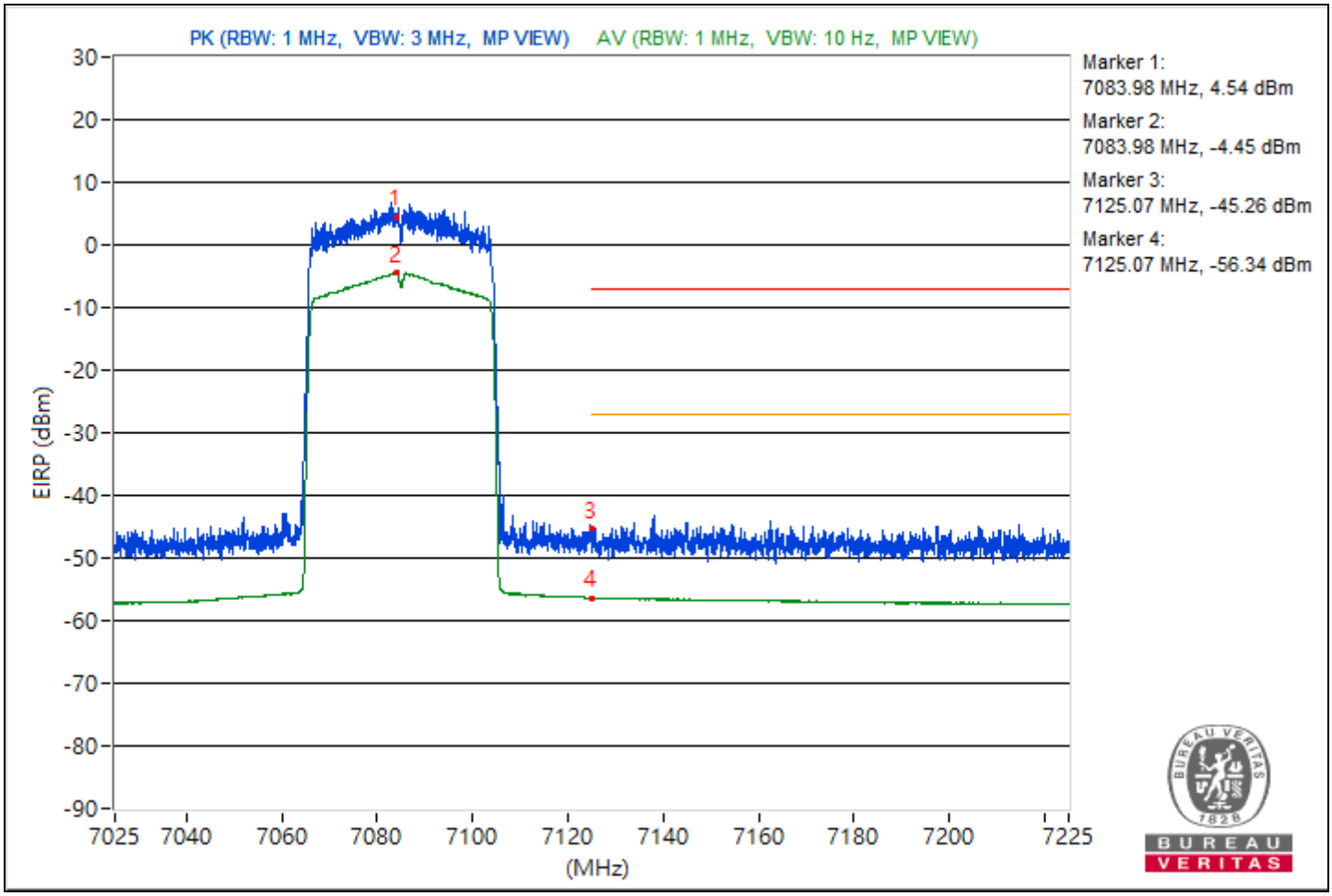

RF Mode	802.11be (EHT80)	Channel	CH 7：5985 MHz
Frequency Range	5.825 GHz ~ 6.025 GHz	Environmental Conditions	25°C, 60% RH
Tested By	Dolly Chung		

Conducted Band Edge							
No.	Frequency (MHz)	Emission Level (dBuV/m)	Limit (dBuV/m)	Margin (dB)	Raw Value Chain 0 (dBm)	Correction Factor (dB)	EIRP Level (dBm)
1	*5986.43	99.92 PK			-3.71	8.37	4.66
2	*5986.43	91.47 AV			-12.16	8.37	-3.79
3	#5924.27	46.02 PK	88.26	-42.24	-57.61	8.37	-49.24
4	#5924.27	38.22 AV	68.26	-30.04	-65.41	8.37	-57.04

Notes:

1. Margin value = Emission Level - Limit value
2. " * ": Fundamental frequency, the limit was restricted at the RF Output Power.
3. " # ": The radiated frequency is out of the restricted band.

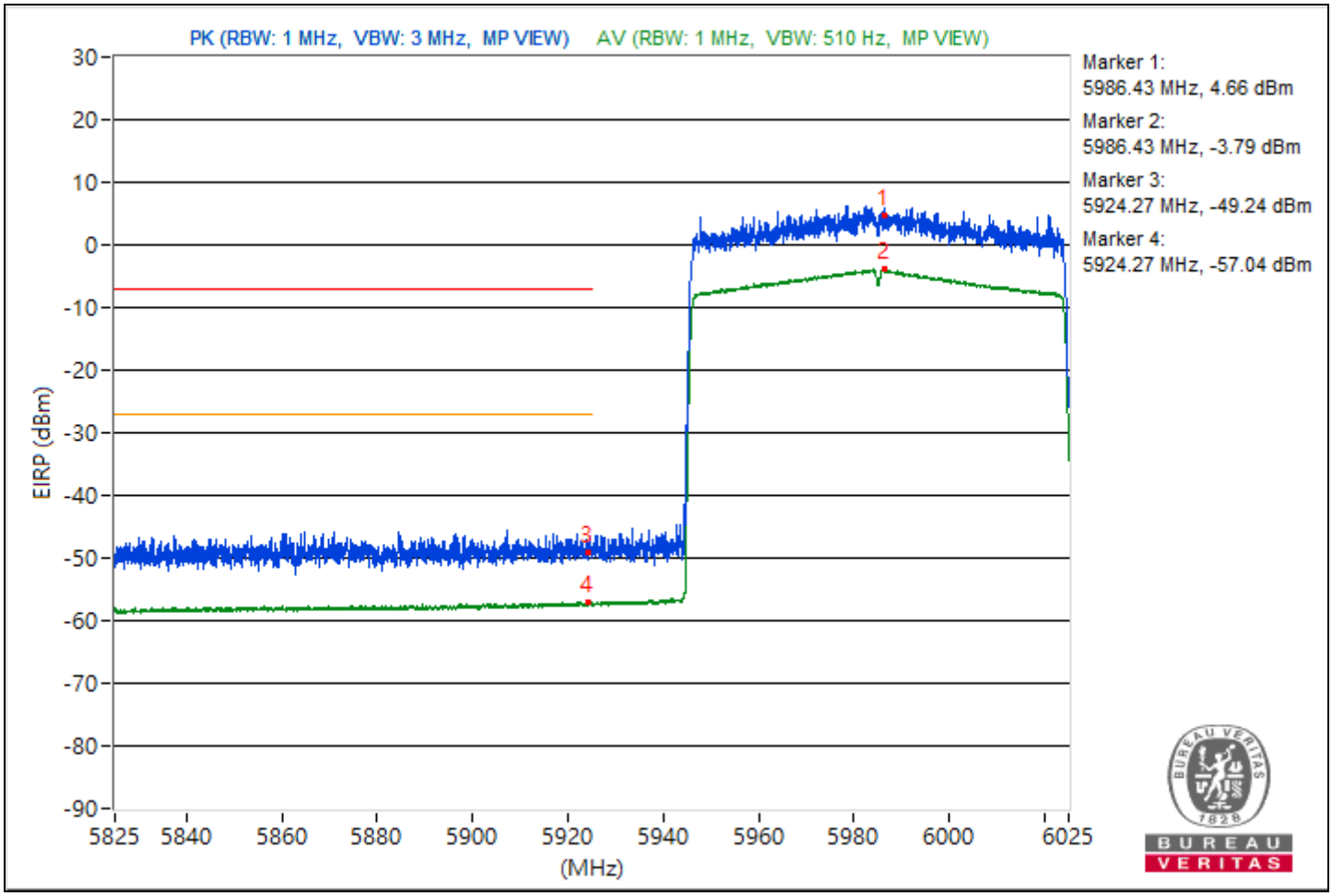

RF Mode	802.11be (EHT80)	Channel	CH 215：7025 MHz
Frequency Range	7.025 GHz ~ 7.225 GHz	Environmental Conditions	25°C, 60% RH
Tested By	Dolly Chung		

Conducted Band Edge							
No.	Frequency (MHz)	Emission Level (dBuV/m)	Limit (dBuV/m)	Margin (dB)	Raw Value Chain 0 (dBm)	Correction Factor (dB)	EIRP Level (dBm)
1	*7026.07	99.94 PK			-3.69	8.37	4.68
2	*7026.07	91.89 AV			-11.74	8.37	-3.37
3	#7144.93	47.12 PK	88.26	-41.14	-56.51	8.37	-48.14
4	#7144.93	38.37 AV	68.26	-29.89	-65.26	8.37	-56.89

Notes:

1. Margin value = Emission Level - Limit value
2. " * ": Fundamental frequency, the limit was restricted at the RF Output Power.
3. " # ": The radiated frequency is out of the restricted band.

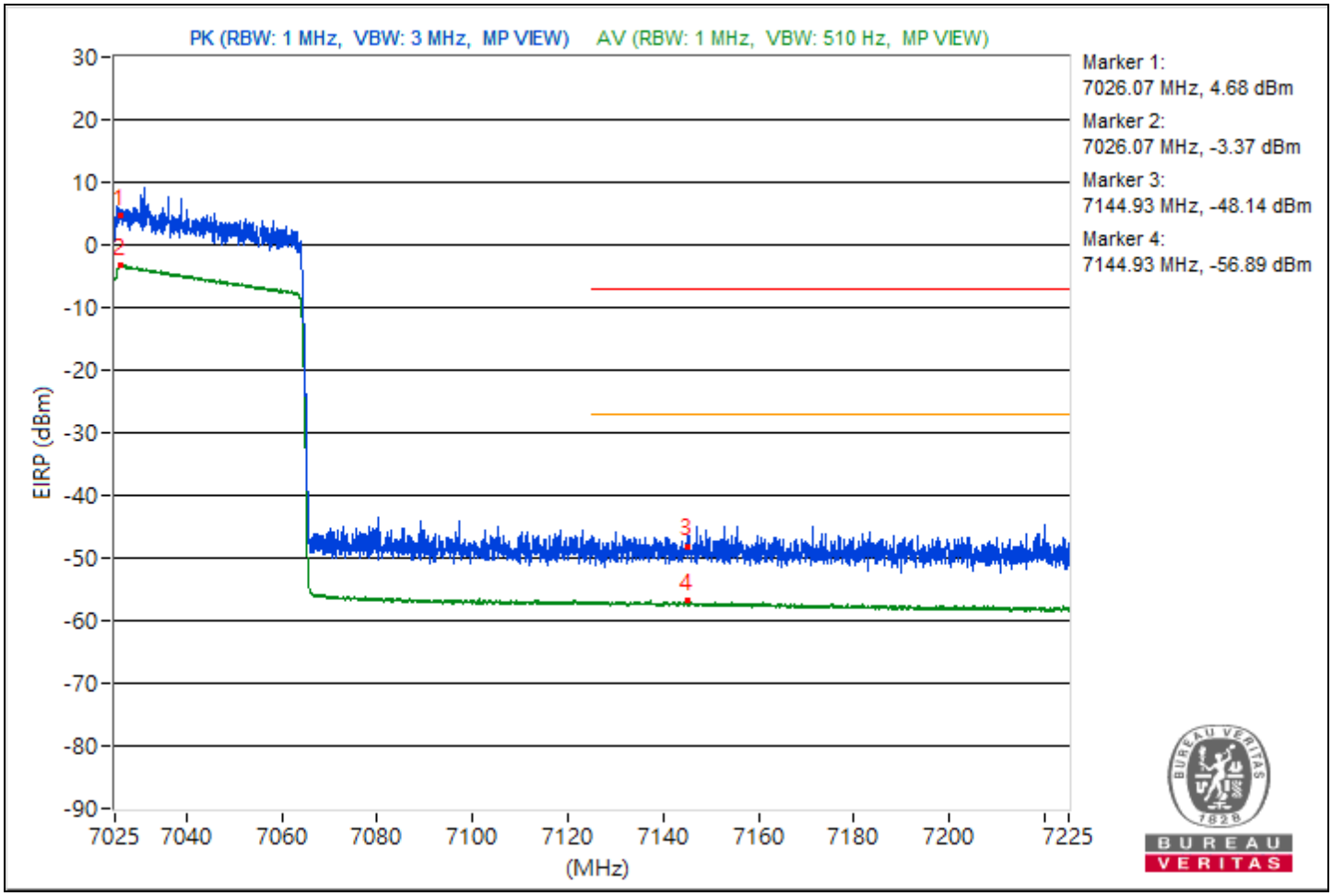

RF Mode	802.11be (EHT160)	Channel	CH 15：6025 MHz
Frequency Range	5.825 GHz ~ 6.025 GHz	Environmental Conditions	25°C, 60% RH
Tested By	Dolly Chung		

Conducted Band Edge							
No.	Frequency (MHz)	Emission Level (dBuV/m)	Limit (dBuV/m)	Margin (dB)	Raw Value Chain 0 (dBm)	Correction Factor (dB)	EIRP Level (dBm)
1	*6023.05	99.61 PK			-4.02	8.37	4.35
2	*6023.05	91.89 AV			-11.74	8.37	-3.37
3	#5924.7	52.12 PK	88.26	-36.14	-51.51	8.37	-43.14
4	#5924.7	44.89 AV	68.26	-23.37	-58.74	8.37	-50.37

Notes:

1. Margin value = Emission Level - Limit value
2. " * ": Fundamental frequency, the limit was restricted at the RF Output Power.
3. " # ": The radiated frequency is out of the restricted band.

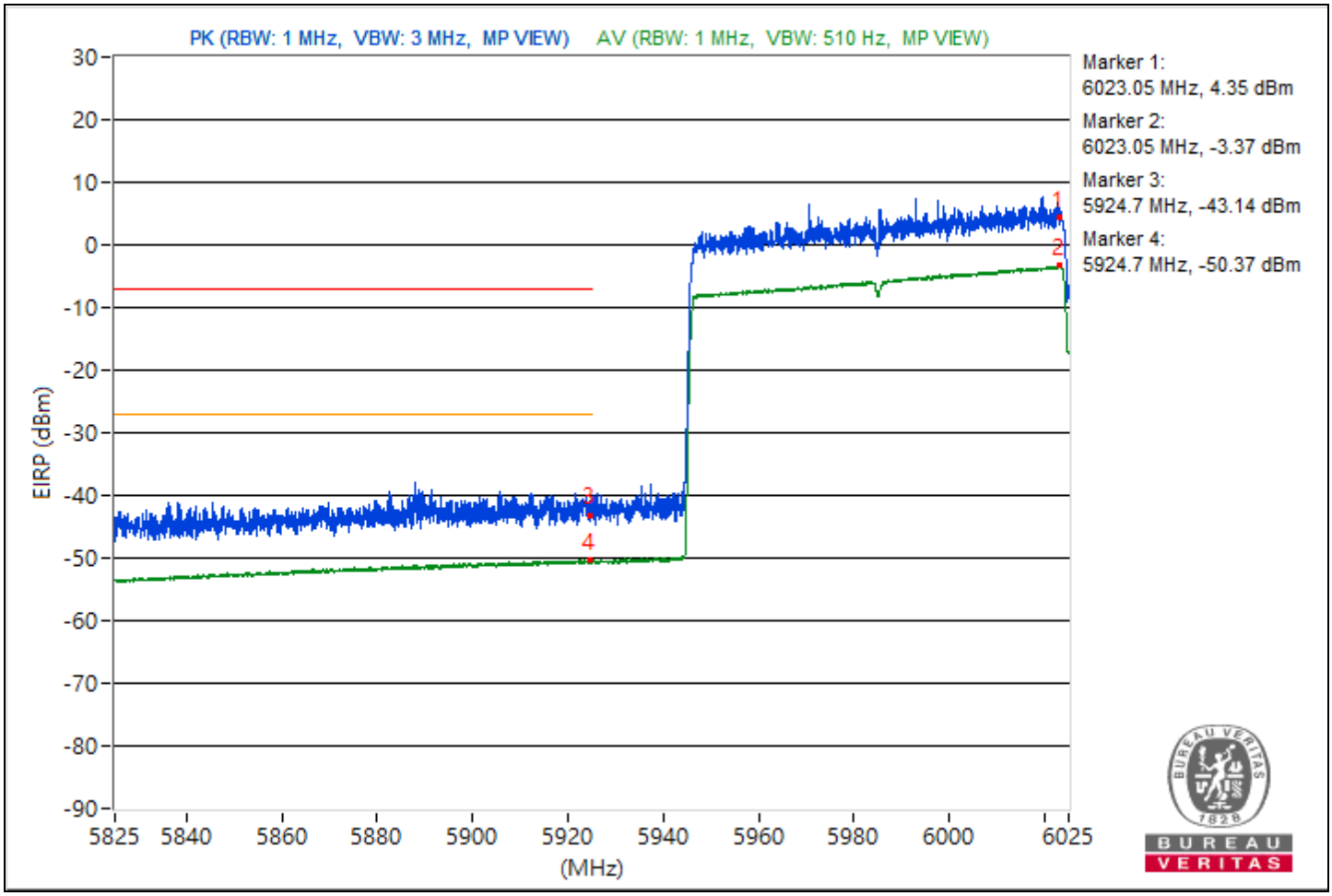

RF Mode	802.11be (EHT160)	Channel	CH 207：6985 MHz
Frequency Range	7.025 GHz ~ 7.225 GHz	Environmental Conditions	25°C, 60% RH
Tested By	Dolly Chung		

Conducted Band Edge							
No.	Frequency (MHz)	Emission Level (dBuV/m)	Limit (dBuV/m)	Margin (dB)	Raw Value Chain 0 (dBm)	Correction Factor (dB)	EIRP Level (dBm)
1	*7026.25	95.63 PK			-8	8.37	0.37
2	*7026.25	89.24 AV			-14.39	8.37	-6.02
3	#7137.18	54.88 PK	88.26	-33.38	-48.75	8.37	-40.38
4	#7137.18	44.28 AV	68.26	-23.98	-59.35	8.37	-50.98

Notes:

1. Margin value = Emission Level - Limit value
2. " * ": Fundamental frequency, the limit was restricted at the RF Output Power.
3. " # ": The radiated frequency is out of the restricted band.

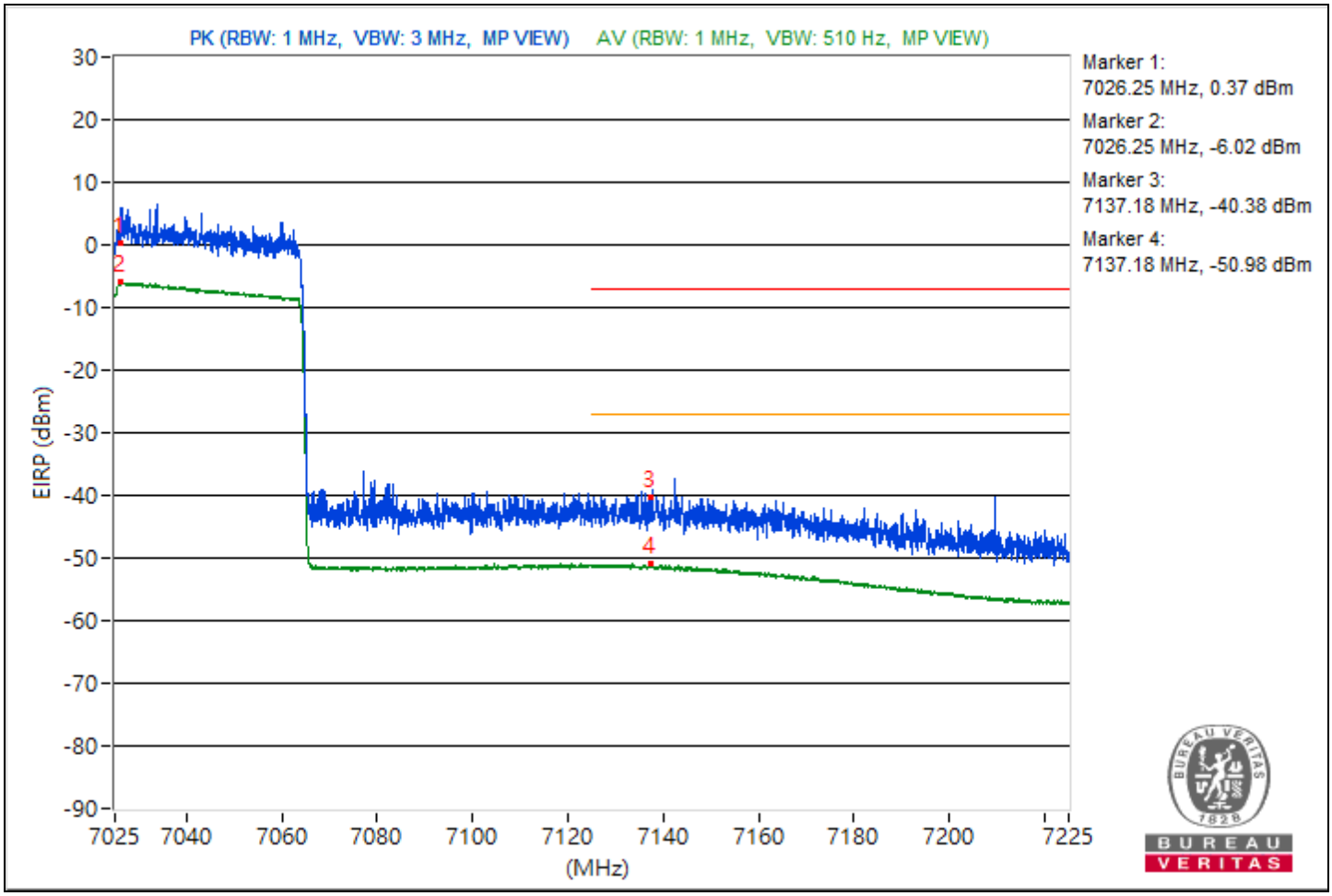

RF Mode	802.11be (EHT20) 26-tone RU	Channel	CH 1：5955 MHz
Frequency Range	5.825 GHz ~ 6.025 GHz	Environmental Conditions	25°C, 60% RH
Tested By	Dolly Chung		

Conducted Band Edge							
No.	Frequency (MHz)	Emission Level (dBuV/m)	Limit (dBuV/m)	Margin (dB)	Raw Value Chain 0 (dBm)	Correction Factor (dB)	EIRP Level (dBm)
1	*5946.43	102.77 PK			-0.86	8.37	7.51
2	*5946.43	93.43 AV			-10.2	8.37	-1.83
3	#5868.55	54.83 PK	88.26	-33.43	-48.8	8.37	-40.43
4	#5868.55	42.56 AV	68.26	-25.7	-61.07	8.37	-52.7

Notes:

1. Margin value = Emission Level - Limit value
2. " * ": Fundamental frequency, the limit was restricted at the RF Output Power.
3. " # ": The radiated frequency is out of the restricted band.

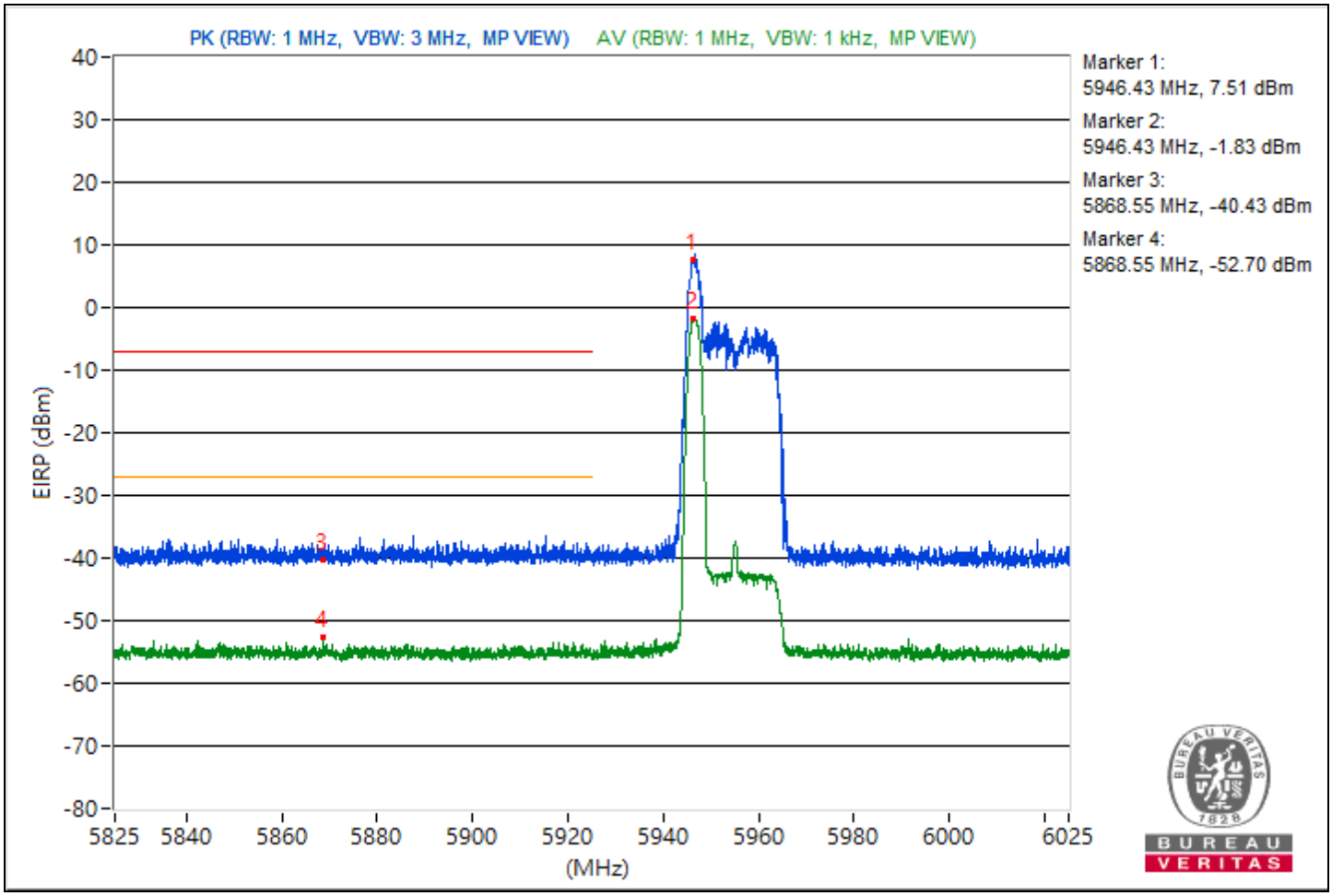

RF Mode	802.11be (EHT20) 26-tone RU	Channel	CH 233：7115 MHz
Environmental Conditions	25°C, 60% RH	Tested By	Dolly Chung

Conducted Band Edge							
No.	Frequency (MHz)	Emission Level (dBuV/m)	Limit (dBuV/m)	Margin (dB)	Raw Value Chain 0 (dBm)	Correction Factor (dB)	EIRP Level (dBm)
1	#7125	74.57 PK	88.26	-13.69	-29.06	8.37	-20.69
2	#7125	59.15 AV	68.26	-9.11	-44.48	8.37	-36.11

Notes:

1. Margin value = Emission Level - Limit value.
2. " # ": The radiated frequency is out of the restricted band.
3. Follow ANSI C63.10 section 12.7.4.4.3 Integration method.

For Integration method:

Chain 0

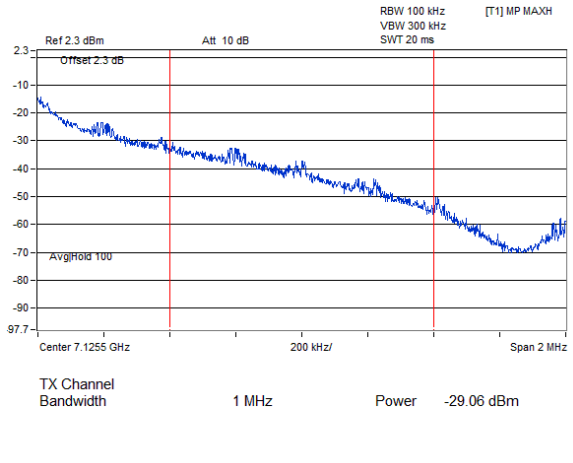

Peak

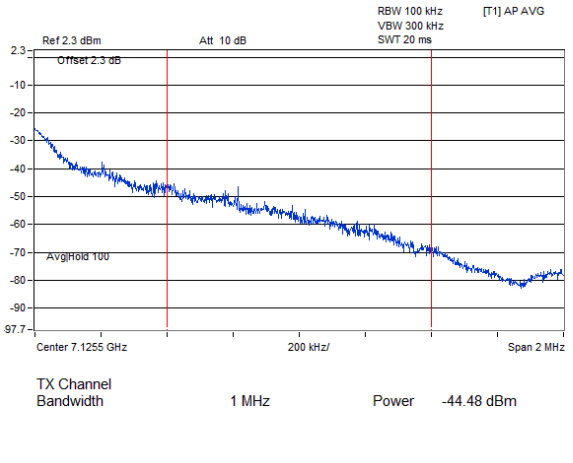

Average

RF Mode	802.11be (EHT20) 52-tone RU	Channel	CH 1：5955 MHz
Frequency Range	5.825 GHz ~ 6.025 GHz	Environmental Conditions	25°C, 60% RH
Tested By	Dolly Chung		

Conducted Band Edge							
No.	Frequency (MHz)	Emission Level (dBuV/m)	Limit (dBuV/m)	Margin (dB)	Raw Value Chain 0 (dBm)	Correction Factor (dB)	EIRP Level (dBm)
1	*5948.15	104.42 PK			0.79	8.37	9.16
2	*5948.15	94.31 AV			-9.32	8.37	-0.95
3	#5867.75	57.13 PK	88.26	-31.13	-46.5	8.37	-38.13
4	#5867.75	43.02 AV	68.26	-25.24	-60.61	8.37	-52.24

Notes:

1. Margin value = Emission Level - Limit value
2. " * ": Fundamental frequency, the limit was restricted at the RF Output Power.
3. " # ": The radiated frequency is out of the restricted band.

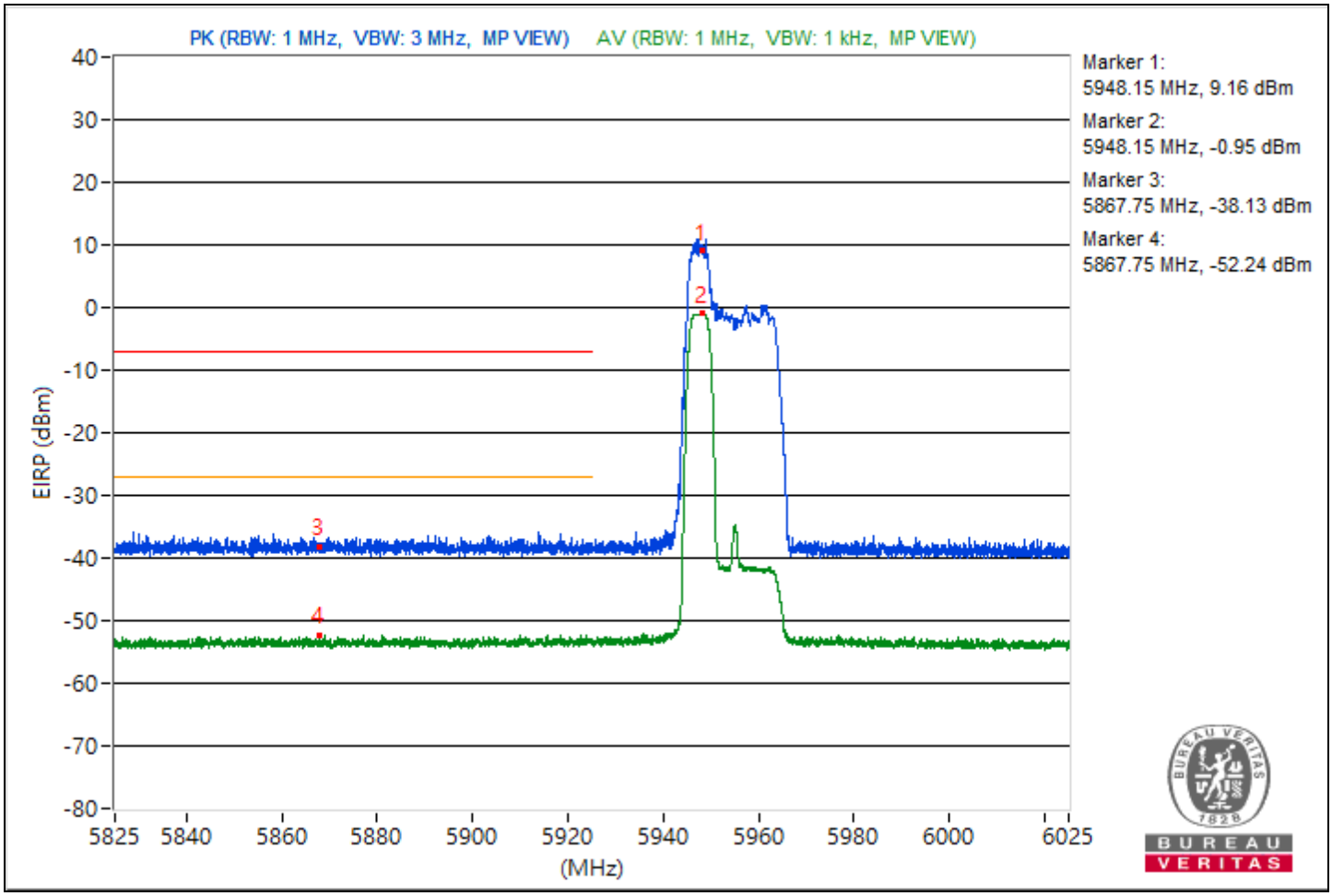

RF Mode	802.11be (EHT20) 52-tone RU	Channel	CH 233：7115 MHz
Environmental Conditions	25°C, 60% RH	Tested By	Dolly Chung

Conducted Band Edge							
No.	Frequency (MHz)	Emission Level (dBuV/m)	Limit (dBuV/m)	Margin (dB)	Raw Value Chain 0 (dBm)	Correction Factor (dB)	EIRP Level (dBm)
1	#7125	74.19 PK	88.26	-14.07	-29.44	8.37	-21.07
2	#7125	59.39 AV	68.26	-8.87	-44.24	8.37	-35.87

Notes:

1. Margin value = Emission Level - Limit value.
2. " # ": The radiated frequency is out of the restricted band.
3. Follow ANSI C63.10 section 12.7.4.4.3 Integration method.

For Integration method:

Chain 0

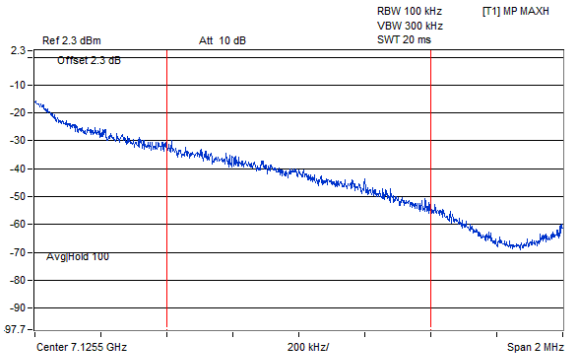

Peak

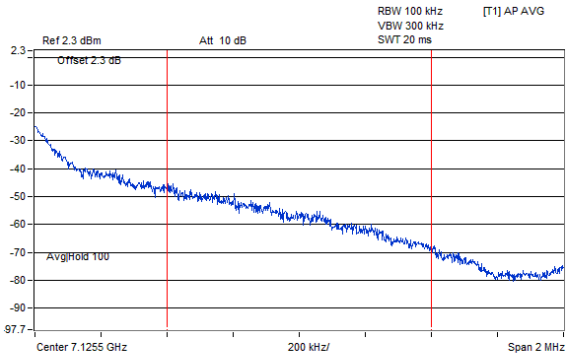

Average

RF Mode	802.11be (EHT20) 106-tone RU	Channel	CH 1：5955 MHz
Frequency Range	5.825 GHz ~ 6.025 GHz	Environmental Conditions	25°C, 60% RH
Tested By	Dolly Chung		

Conducted Band Edge							
No.	Frequency (MHz)	Emission Level (dBuV/m)	Limit (dBuV/m)	Margin (dB)	Raw Value Chain 0 (dBm)	Correction Factor (dB)	EIRP Level (dBm)
1	*5948.05	102.35 PK			-1.28	8.37	7.09
2	*5948.05	93.78 AV			-9.85	8.37	-1.48
3	#5904.07	55.34 PK	88.26	-32.92	-48.29	8.37	-39.92
4	#5904.07	42.89 AV	68.26	-25.37	-60.74	8.37	-52.37

Notes:

1. Margin value = Emission Level - Limit value
2. " * ": Fundamental frequency, the limit was restricted at the RF Output Power.
3. " # ": The radiated frequency is out of the restricted band.

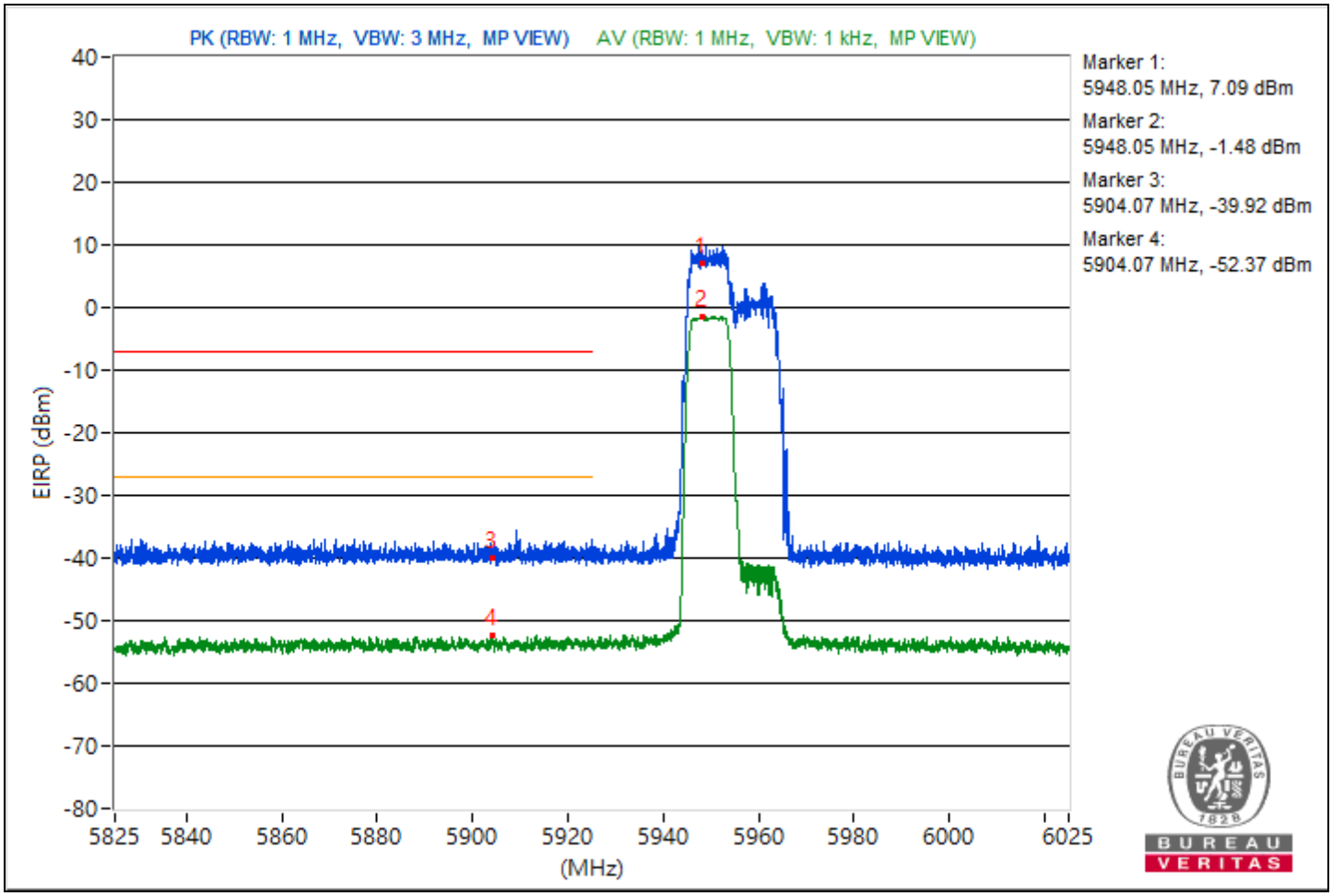

RF Mode	802.11be (EHT20) 106-tone RU	Channel	CH 233：7115 MHz
Environmental Conditions	25°C, 60% RH	Tested By	Dolly Chung

Conducted Band Edge							
No.	Frequency (MHz)	Emission Level (dBuV/m)	Limit (dBuV/m)	Margin (dB)	Raw Value Chain 0 (dBm)	Correction Factor (dB)	EIRP Level (dBm)
1	#7125	75.21 PK	88.26	-13.05	-28.42	8.37	-20.05
2	#7125	60.16 AV	68.26	-8.1	-43.47	8.37	-35.1

Notes:

1. Margin value = Emission Level - Limit value.
2. " # ": The radiated frequency is out of the restricted band.
3. Follow ANSI C63.10 section 12.7.4.4.3 Integration method.

For Integration method:

Chain 0

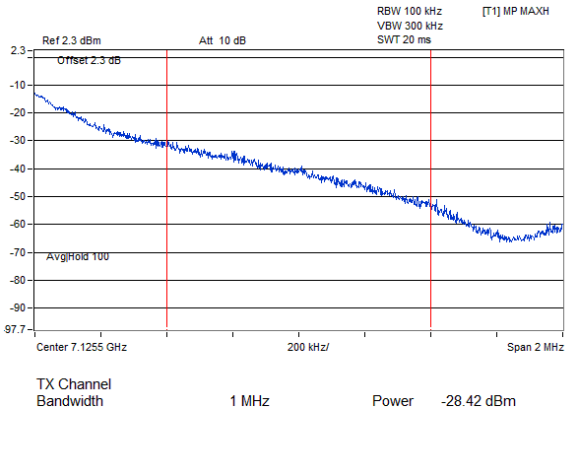

Peak

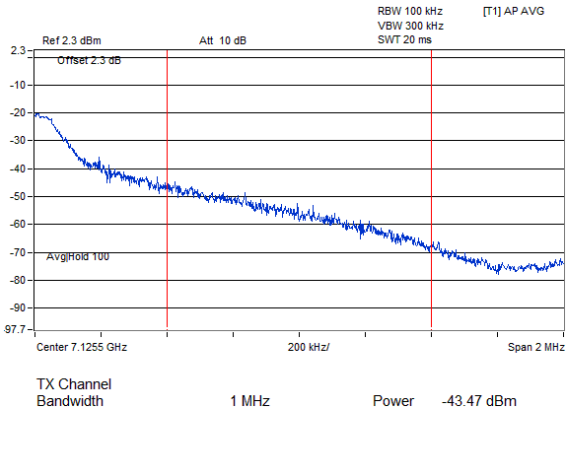

Average

RF Mode	802.11be (EHT20) 52+26-tone RU	Channel	CH 1：5955 MHz
Frequency Range	5.825 GHz ~ 6.025 GHz	Environmental Conditions	25°C, 60% RH
Tested By	Dolly Chung		

Conducted Band Edge							
No.	Frequency (MHz)	Emission Level (dBuV/m)	Limit (dBuV/m)	Margin (dB)	Raw Value Chain 0 (dBm)	Correction Factor (dB)	EIRP Level (dBm)
1	*5952.07	103.88 PK			0.25	8.37	8.62
2	*5952.07	93.49 AV			-10.14	8.37	-1.77
3	#5828.77	54.61 PK	88.26	-33.65	-49.02	8.37	-40.65
4	#5828.77	40.76 AV	68.26	-27.5	-62.87	8.37	-54.5

Notes:

1. Margin value = Emission Level - Limit value
2. " * ": Fundamental frequency, the limit was restricted at the RF Output Power.
3. " # ": The radiated frequency is out of the restricted band.

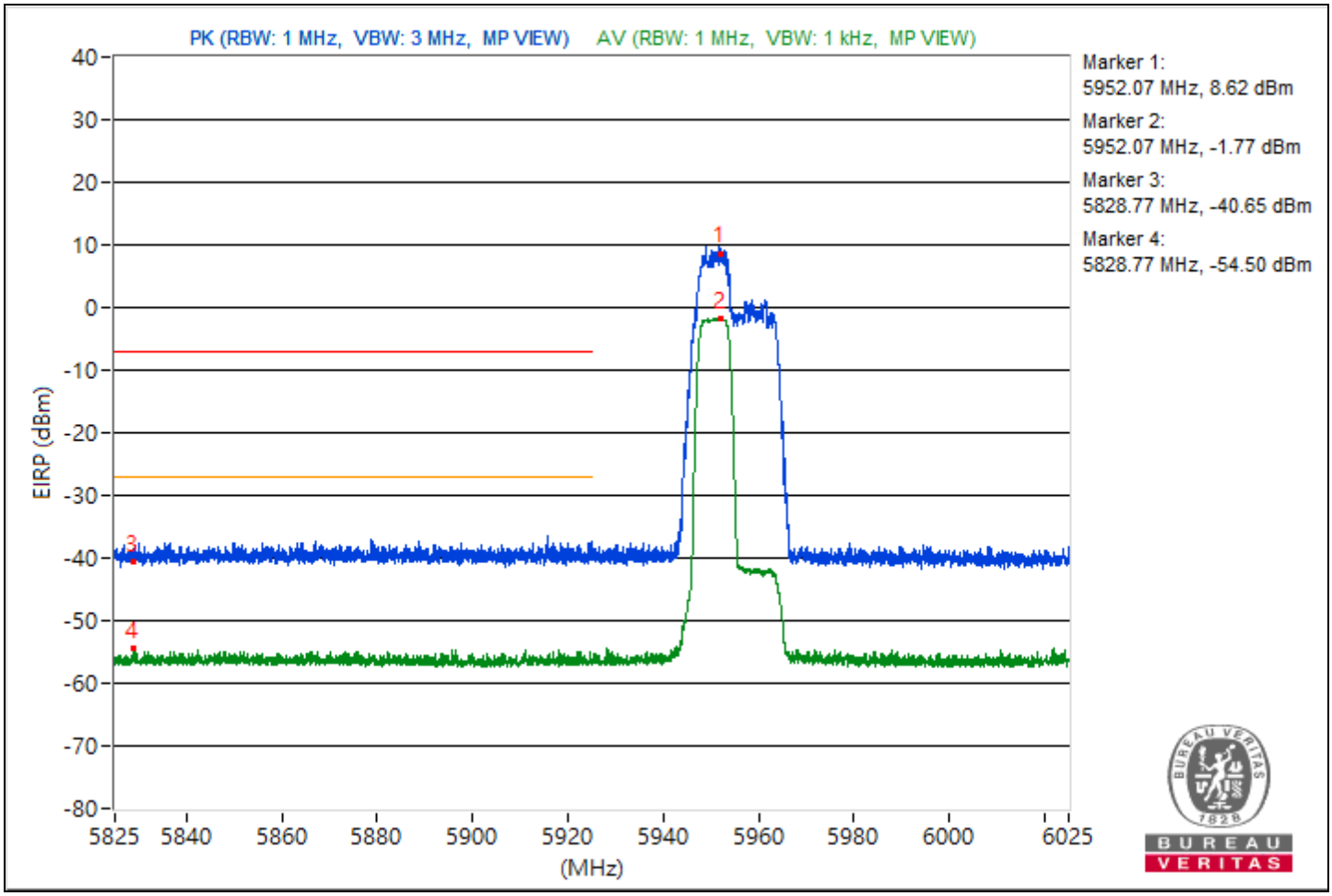

RF Mode	802.11be (EHT20) 52+26-tone RU	Channel	CH 233：7115 MHz
Frequency Range	7.025 GHz ~ 7.225 GHz	Environmental Conditions	25°C, 60% RH
Tested By	Dolly Chung		

Conducted Band Edge							
No.	Frequency (MHz)	Emission Level (dBuV/m)	Limit (dBuV/m)	Margin (dB)	Raw Value Chain 0 (dBm)	Correction Factor (dB)	EIRP Level (dBm)
1	*7118.12	101.65 PK			-1.98	8.37	6.39
2	*7118.12	93.43 AV			-10.2	8.37	-1.83
3	#7125.4	69.4 PK	88.26	-18.86	-34.23	8.37	-25.86
4	#7125.4	40.54 AV	68.26	-27.72	-63.09	8.37	-54.72

Notes:

1. Margin value = Emission Level - Limit value
2. " * ": Fundamental frequency, the limit was restricted at the RF Output Power.
3. " # ": The radiated frequency is out of the restricted band.

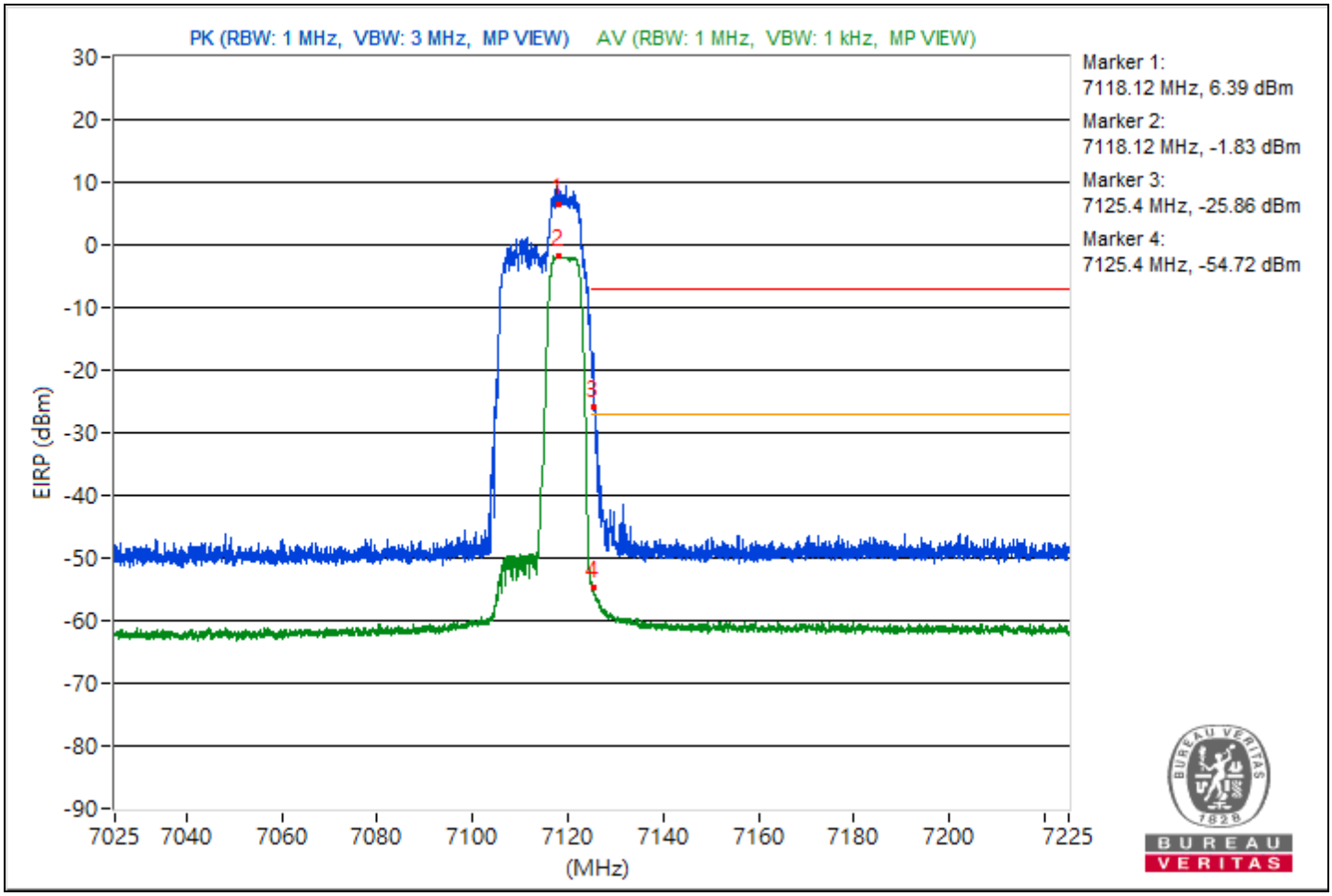

RF Mode	802.11be (EHT20) 106+26-tone RU	Channel	CH 1：5955 MHz
Frequency Range	5.825 GHz ~ 6.025 GHz	Environmental Conditions	25°C, 60% RH
Tested By	Dolly Chung		

Conducted Band Edge							
No.	Frequency (MHz)	Emission Level (dBuV/m)	Limit (dBuV/m)	Margin (dB)	Raw Value Chain 0 (dBm)	Correction Factor (dB)	EIRP Level (dBm)
1	*5953.87	101.93 PK			-1.7	8.37	6.67
2	*5953.87	93.44 AV			-10.19	8.37	-1.82
3	#5845.3	54.21 PK	88.26	-34.05	-49.42	8.37	-41.05
4	#5845.3	41.07 AV	68.26	-27.19	-62.56	8.37	-54.19

Notes:

1. Margin value = Emission Level - Limit value
2. " * ": Fundamental frequency, the limit was restricted at the RF Output Power.
3. " # ": The radiated frequency is out of the restricted band.

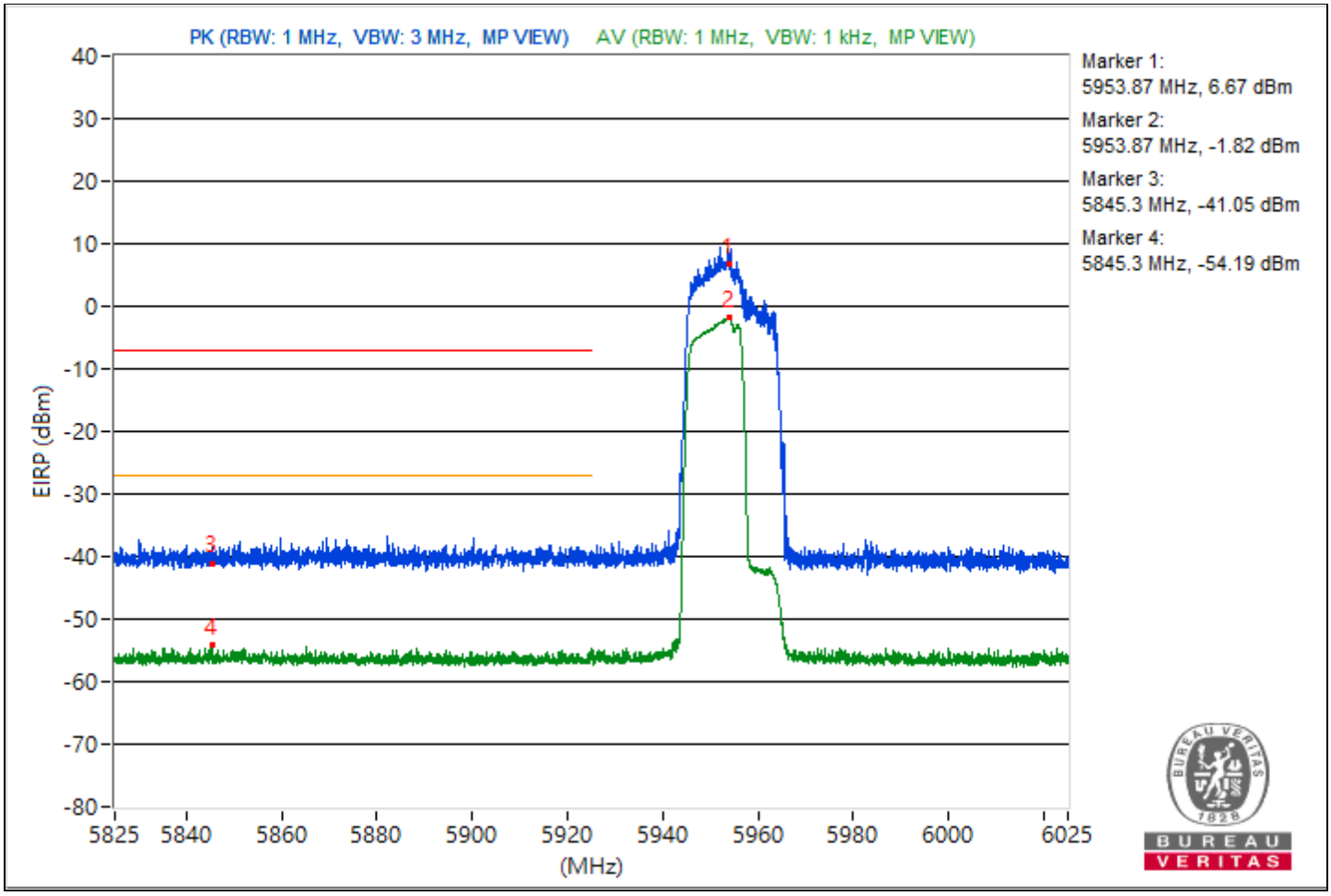

RF Mode	802.11be (EHT20) 106+26-tone RU	Channel	CH 233：7115 MHz
Environmental Conditions	25°C, 60% RH	Tested By	Dolly Chung

Conducted Band Edge							
No.	Frequency (MHz)	Emission Level (dBuV/m)	Limit (dBuV/m)	Margin (dB)	Raw Value Chain 0 (dBm)	Correction Factor (dB)	EIRP Level (dBm)
1	#7125	71.53 PK	88.26	-16.73	-32.1	8.37	-23.73
2	#7125	56.58 AV	68.26	-11.68	-47.05	8.37	-38.68

Notes:

1. Margin value = Emission Level - Limit value.
2. " # ": The radiated frequency is out of the restricted band.
3. Follow ANSI C63.10 section 12.7.4.4.3 Integration method.

For Integration method:

Chain 0

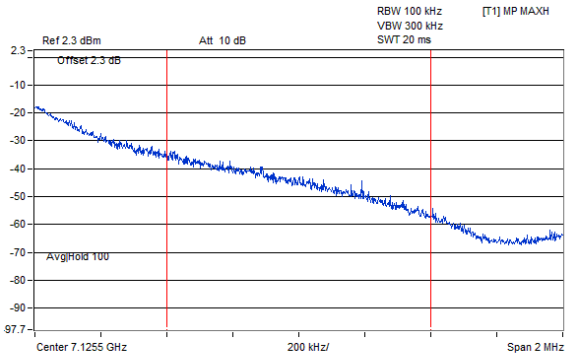

TX Channel Bandwidth 1 MHz Power -32.1 dBm

Peak

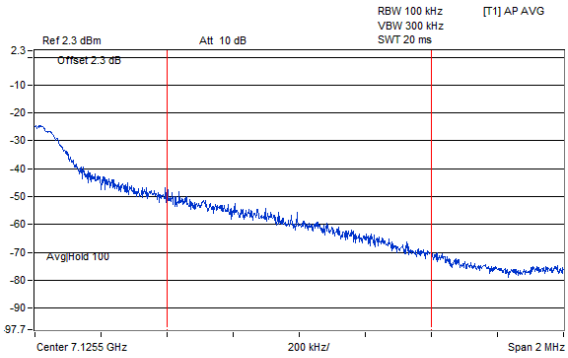

TX Channel Bandwidth 1 MHz Power -47.05 dBm

Average

RF Mode	802.11be (EHT80) 484+242-tone MRU	Channel	CH 7：5985 MHz
Frequency Range	5.825 GHz ~ 6.025 GHz	Environmental Conditions	25°C, 60% RH
Tested By	Dolly Chung		

Conducted Band Edge							
No.	Frequency (MHz)	Emission Level (dBuV/m)	Limit (dBuV/m)	Margin (dB)	Raw Value Chain 0 (dBm)	Correction Factor (dB)	EIRP Level (dBm)
1	*5987.73	100.57 PK			-3.06	8.37	5.31
2	*5987.73	92.98 AV			-10.65	8.37	-2.28
3	#5922.6	56.19 PK	88.26	-32.07	-47.44	8.37	-39.07
4	#5922.6	42.07 AV	68.26	-26.19	-61.56	8.37	-53.19

Notes:

1. Margin value = Emission Level - Limit value
2. " * ": Fundamental frequency, the limit was restricted at the RF Output Power.
3. " # ": The radiated frequency is out of the restricted band.

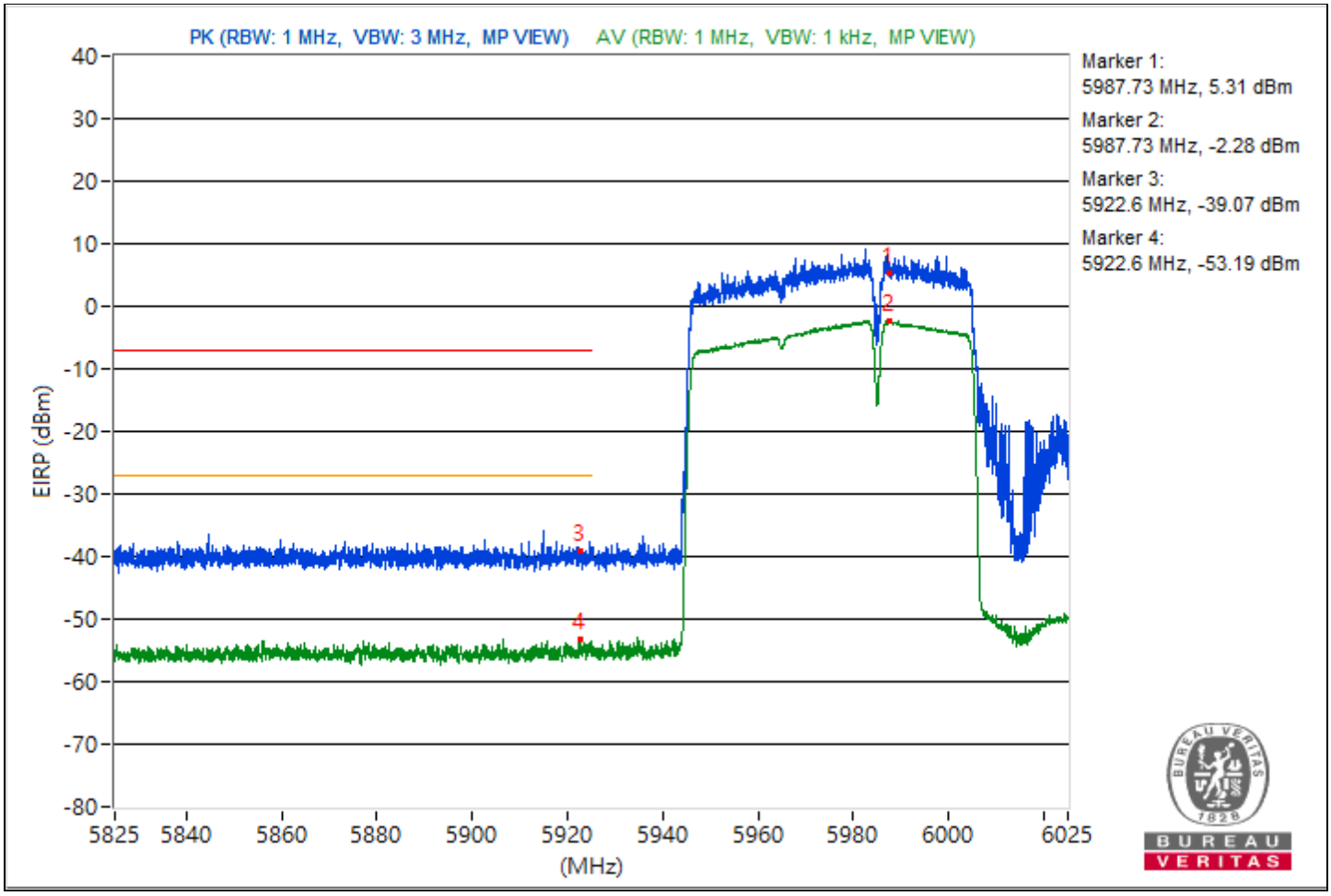

RF Mode	802.11be (EHT80) 484+242-tone MRU	Channel	CH 215：7025 MHz
Frequency Range	7.025 GHz ~ 7.225 GHz	Environmental Conditions	25°C, 60% RH
Tested By	Dolly Chung		

Conducted Band Edge							
No.	Frequency (MHz)	Emission Level (dBuV/m)	Limit (dBuV/m)	Margin (dB)	Raw Value Chain 0 (dBm)	Correction Factor (dB)	EIRP Level (dBm)
1	*7028.02	99.66 PK			-3.97	8.37	4.4
2	*7028.02	93.1 AV			-10.53	8.37	-2.16
3	#7143.05	48.2 PK	88.26	-40.06	-55.43	8.37	-47.06
4	#7143.05	40.14 AV	68.26	-28.12	-63.49	8.37	-55.12

Notes:

1. Margin value = Emission Level - Limit value
2. " * ": Fundamental frequency, the limit was restricted at the RF Output Power.
3. " # ": The radiated frequency is out of the restricted band.

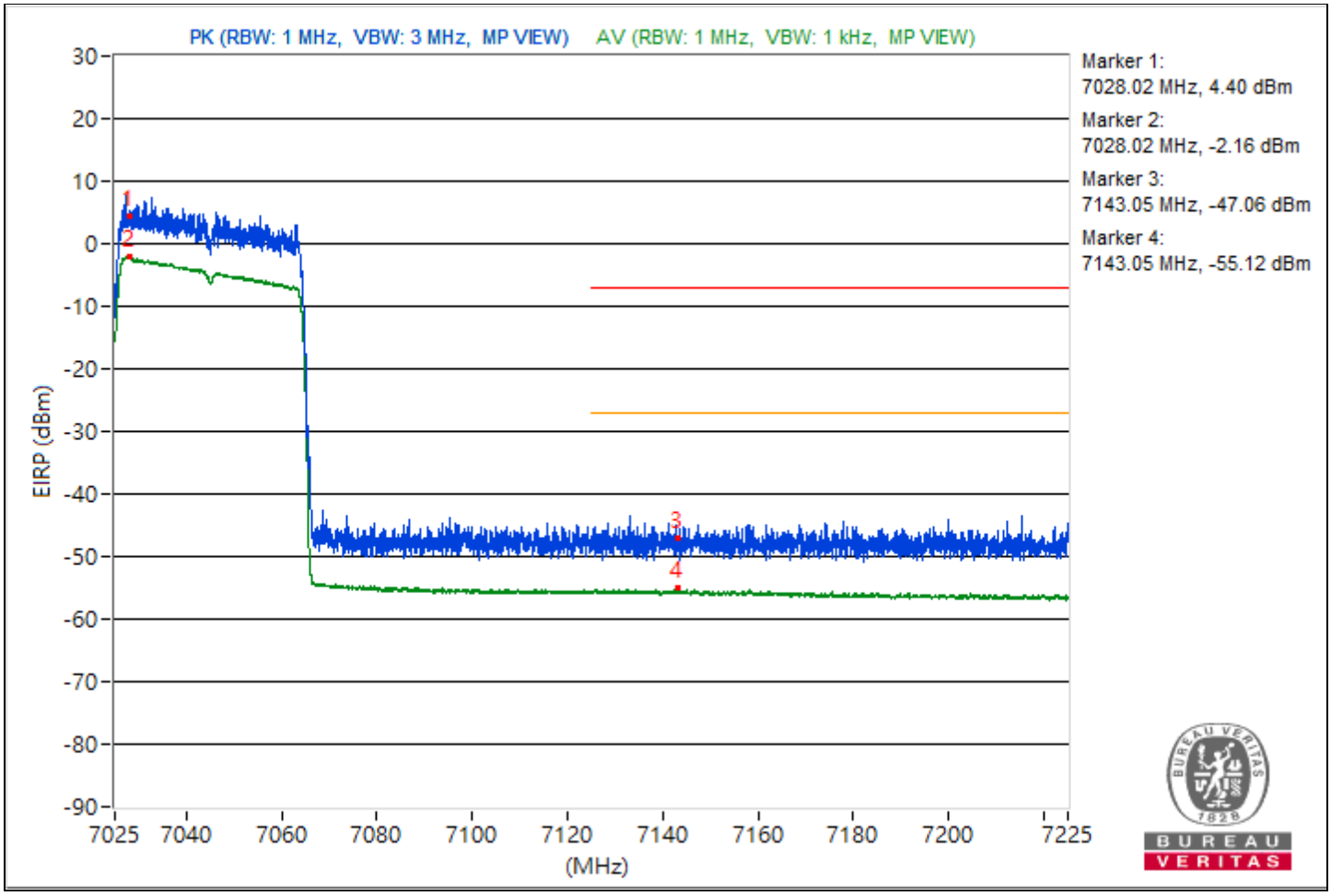

RF Mode	802.11be (EHT160) 996+484-tone MRU	Channel	CH 15：6025 MHz
Frequency Range	5.825 GHz ~ 6.025 GHz	Environmental Conditions	25°C, 60% RH
Tested By	Dolly Chung		

Conducted Band Edge							
No.	Frequency (MHz)	Emission Level (dBuV/m)	Limit (dBuV/m)	Margin (dB)	Raw Value Chain 0 (dBm)	Correction Factor (dB)	EIRP Level (dBm)
1	*6022.37	102.65 PK			-0.98	8.37	7.39
2	*6022.37	93.67 AV			-9.96	8.37	-1.59
3	#5902.55	61.34 PK	88.26	-26.92	-42.29	8.37	-33.92
4	#5902.55	49.93 AV	68.26	-18.33	-53.7	8.37	-45.33

Notes:

1. Margin value = Emission Level - Limit value
2. " * ": Fundamental frequency, the limit was restricted at the RF Output Power.
3. " # ": The radiated frequency is out of the restricted band.

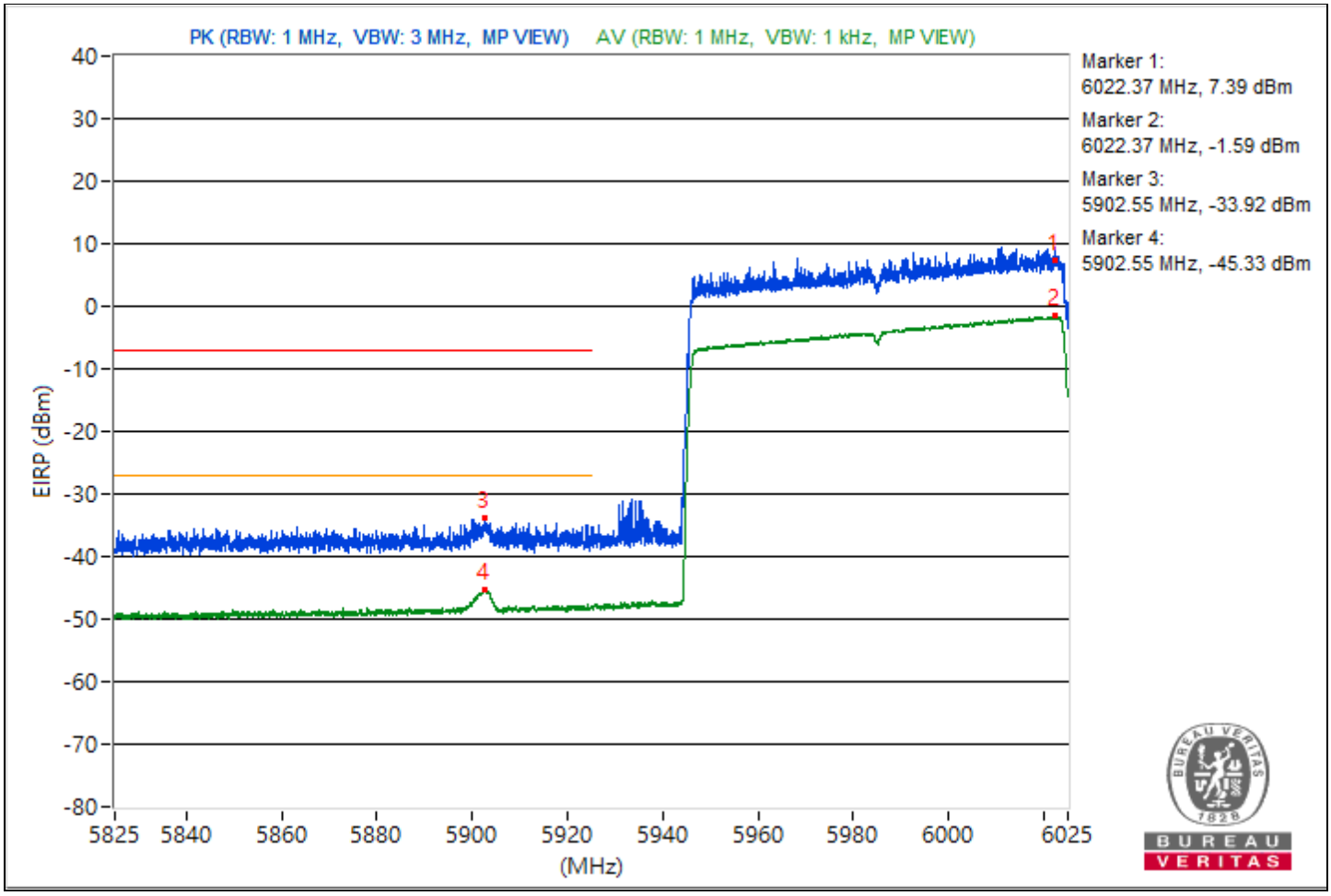

RF Mode	802.11be (EHT160) 996+484-tone MRU	Channel	CH 207：6985 MHz
Frequency Range	7.025 GHz ~ 7.225 GHz	Environmental Conditions	25°C, 60% RH
Tested By	Dolly Chung		

Conducted Band Edge							
No.	Frequency (MHz)	Emission Level (dBuV/m)	Limit (dBuV/m)	Margin (dB)	Raw Value Chain 0 (dBm)	Correction Factor (dB)	EIRP Level (dBm)
1	*7026.93	98.1 PK			-5.53	8.37	2.84
2	*7026.93	90.5 AV			-13.13	8.37	-4.76
3	#7128.8	50.07 PK	88.26	-38.19	-53.56	8.37	-45.19
4	#7128.8	42.86 AV	68.26	-25.4	-60.77	8.37	-52.4

Notes:

1. Margin value = Emission Level - Limit value
2. " * ": Fundamental frequency, the limit was restricted at the RF Output Power.
3. " # ": The radiated frequency is out of the restricted band.

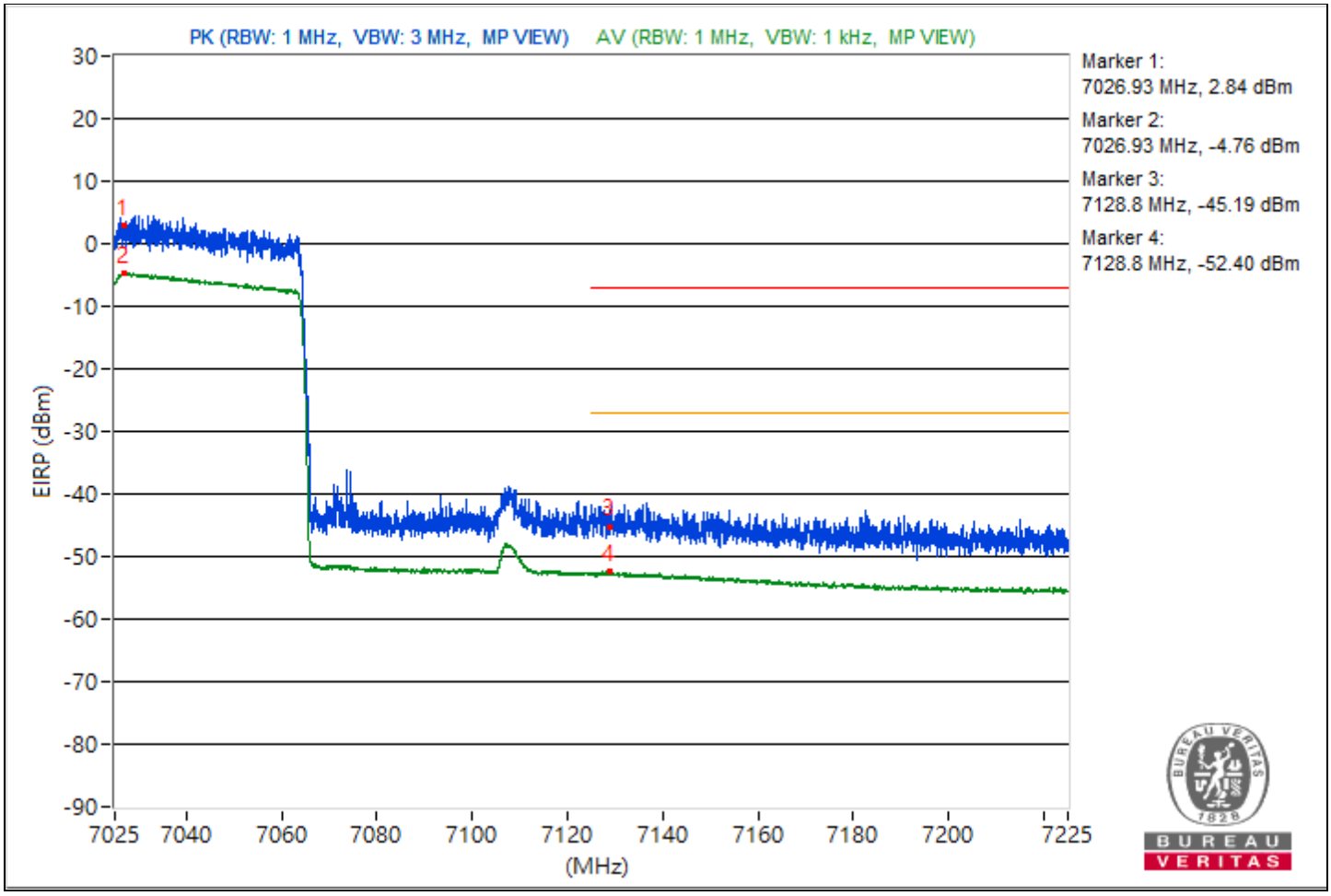

RF Mode	802.11be (EHT160) 996+484+242-tone MRU	Channel	CH 15：6025 MHz
Frequency Range	5.825 GHz ~ 6.025 GHz	Environmental Conditions	25°C, 60% RH
Tested By	Dolly Chung		

Conducted Band Edge							
No.	Frequency (MHz)	Emission Level (dBuV/m)	Limit (dBuV/m)	Margin (dB)	Raw Value Chain 0 (dBm)	Correction Factor (dB)	EIRP Level (dBm)
1	*6023.07	101.41 PK			-2.22	8.37	6.15
2	*6023.07	93.14 AV			-10.49	8.37	-2.12
3	#5923.62	55.22 PK	88.26	-33.04	-48.41	8.37	-40.04
4	#5923.62	47.89 AV	68.26	-20.37	-55.74	8.37	-47.37

Notes:

1. Margin value = Emission Level - Limit value
2. " * ": Fundamental frequency, the limit was restricted at the RF Output Power.
3. " # ": The radiated frequency is out of the restricted band.

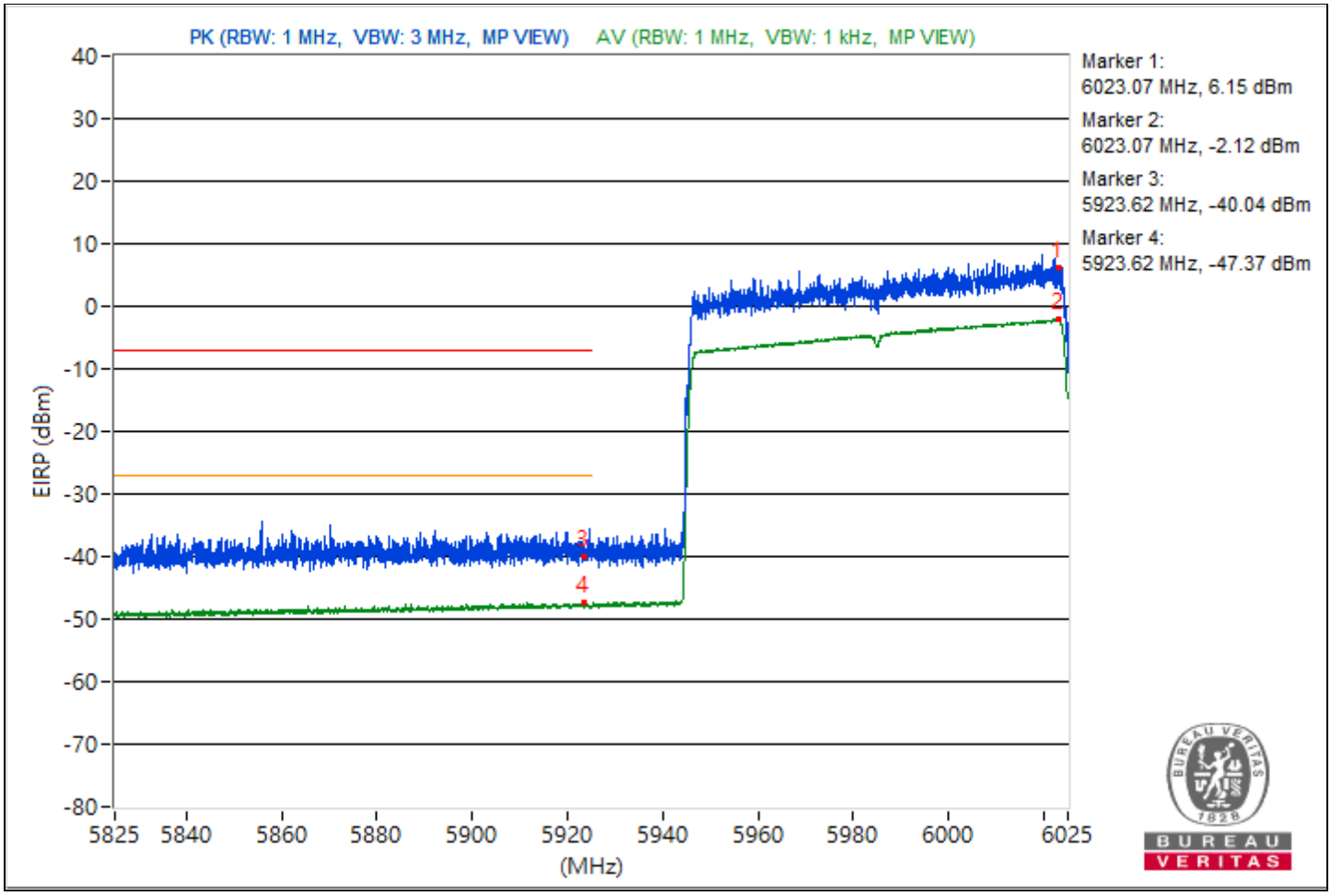

RF Mode	802.11be (EHT160) 996+484+242-tone MRU	Channel	CH 207：6985 MHz
Frequency Range	7.025 GHz ~ 7.225 GHz	Environmental Conditions	25°C, 60% RH
Tested By	Dolly Chung		

Conducted Band Edge							
No.	Frequency (MHz)	Emission Level (dBuV/m)	Limit (dBuV/m)	Margin (dB)	Raw Value Chain 0 (dBm)	Correction Factor (dB)	EIRP Level (dBm)
1	*7026.52	97.36 PK			-6.27	8.37	2.1
2	*7026.52	90.61 AV			-13.02	8.37	-4.65
3	#7127.77	50.8 PK	88.26	-37.46	-52.83	8.37	-44.46
4	#7127.77	44.01 AV	68.26	-24.25	-59.62	8.37	-51.25

Notes:

1. Margin value = Emission Level - Limit value
2. " * ": Fundamental frequency, the limit was restricted at the RF Output Power.
3. " # ": The radiated frequency is out of the restricted band.

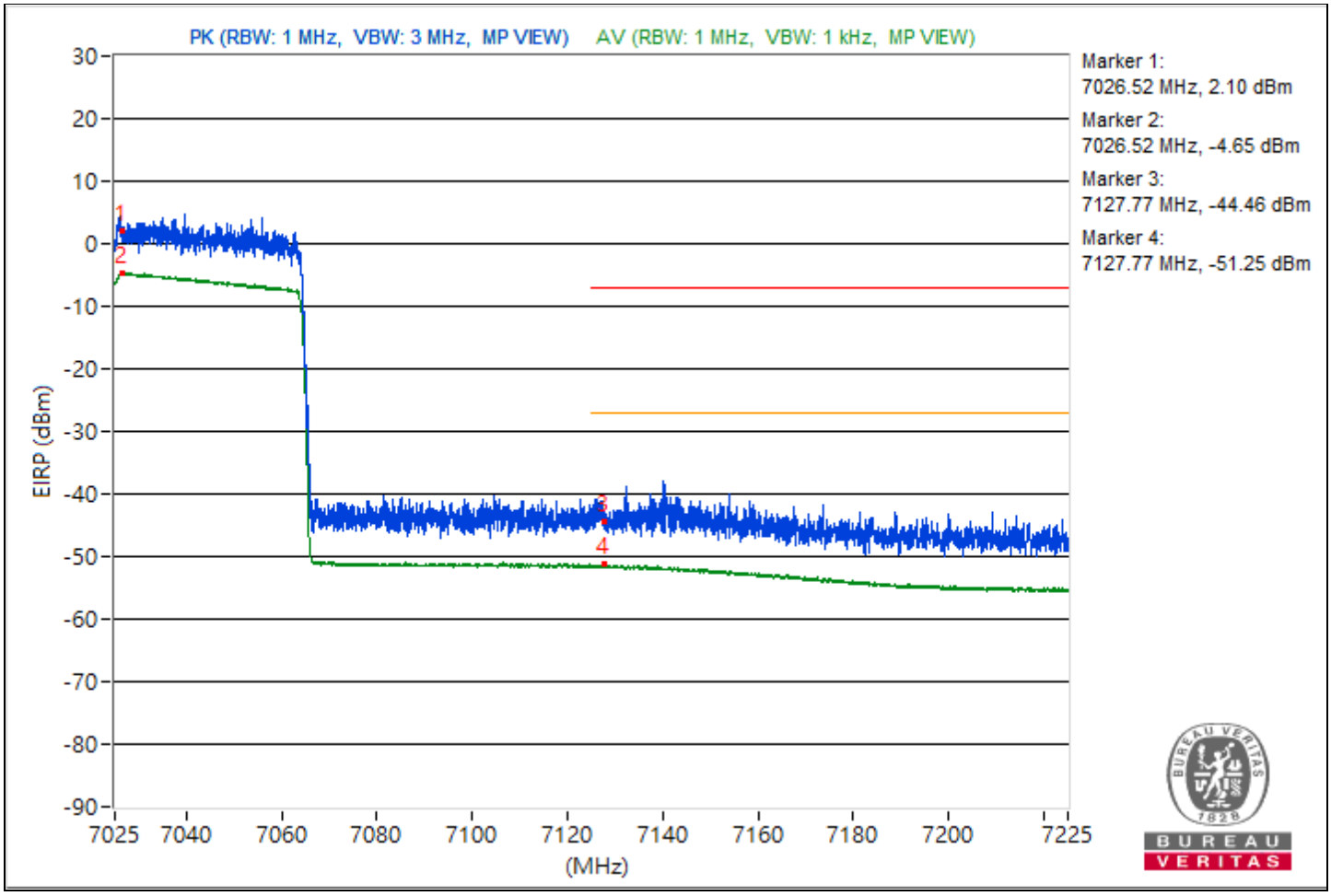

Conducted Unwanted Emissions

2TX

RF Mode	802.11a	Channel	CH 1：5955 MHz
Frequency Range	1 GHz ~ 40 GHz	Environmental Conditions	25°C, 60% RH
Tested By	Dolly Chung		

Conducted Unwanted Emissions								
No.	Frequency (MHz)	Emission Level (dBuV/m)	Limit (dBuV/m)	Margin (dB)	Raw Value Chain 0 (dBm)	Raw Value Chain 1 (dBm)	Correction Factor (dB)	EIRP Level (dBm)
1	5439.32	40.71 PK	74	-33.29	-67.96	-70.2	11.38	-54.55
2	5439.32	30.23 AV	54	-23.77	-80.82	-78.37	11.38	-65.03
3	7263.83	38.88 PK	74	-35.12	-71.04	-70.52	11.38	-56.38
4	7263.83	26.73 AV	54	-27.27	-81.66	-84.7	11.38	-68.53
5	18633.3	38.18 PK	74	-35.82	-72.79	-70.46	11.38	-57.08
6	18633.3	27.44 AV	54	-26.56	-85.06	-80.51	11.38	-67.82
7	23819.8	42.59 PK	74	-31.41	-68.45	-66.01	11.38	-52.67
8	23819.8	31.15 AV	54	-22.85	-76.78	-81.37	11.38	-64.11
9	39603.38	37.59 PK	74	-36.41	-74.38	-70.56	11.38	-57.67
10	39603.38	24.54 AV	54	-29.46	-87.31	-83.66	11.38	-70.72

Note: Margin value = Emission Level - Limit value

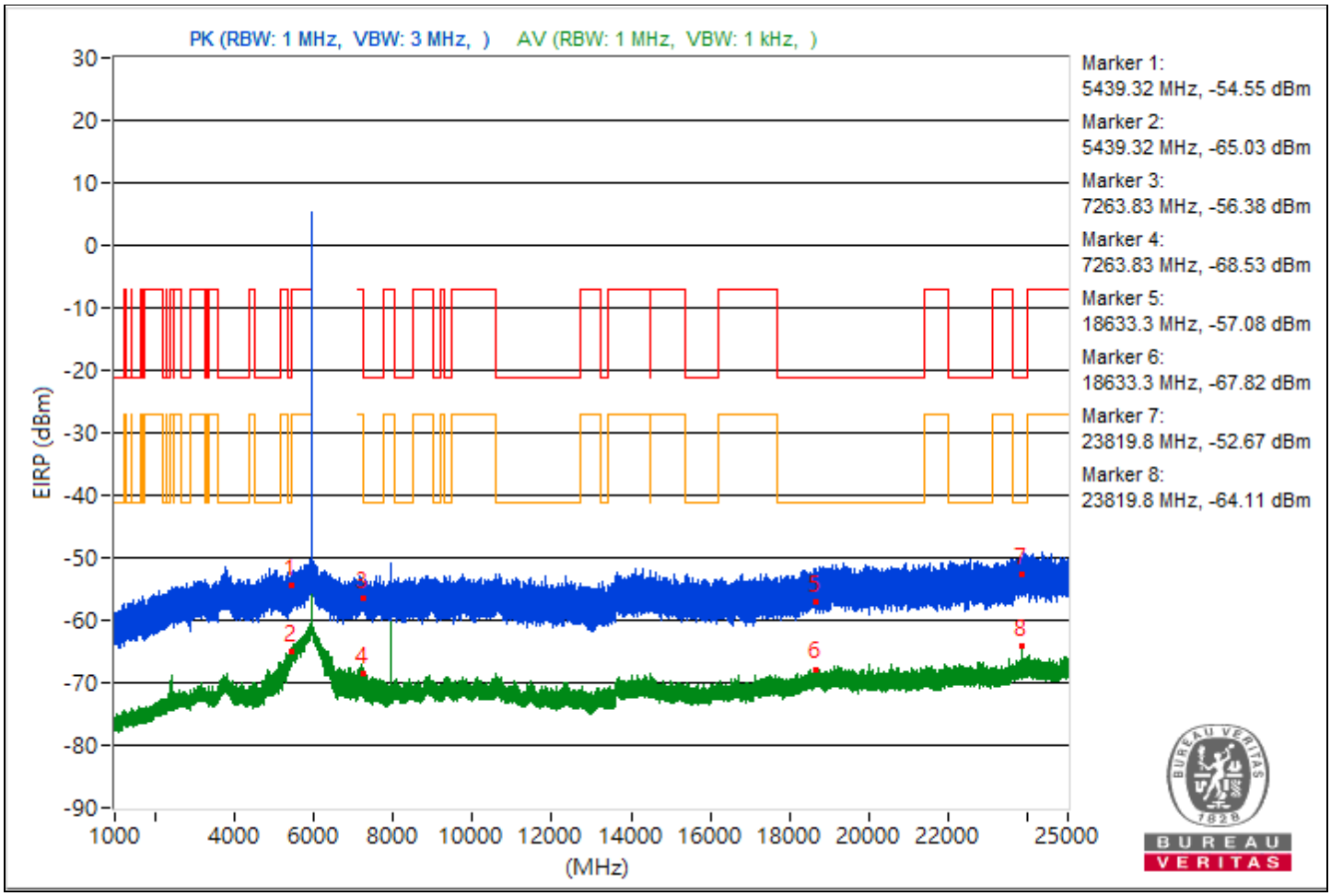

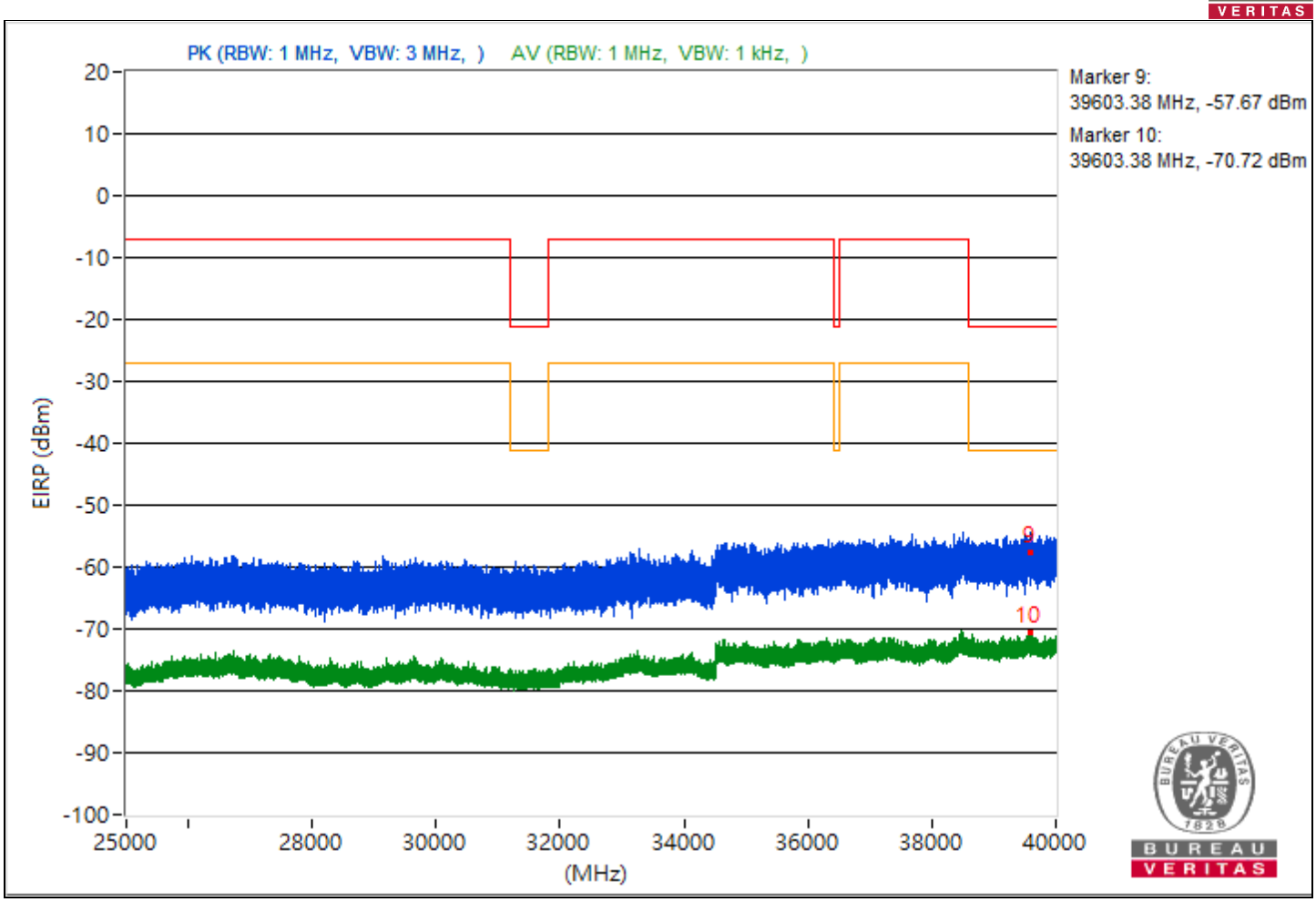
PK (RBW: 1 MHz, VBW: 3 MHz,)
AV (RBW: 1 MHz, VBW: 1 kHz,)
Marker 9:
39603.38 MHz, -57.67 dBm
Marker 10:
39603.38 MHz, -70.72 dBm
EIRP (dBm)
20
10
0
-10
-20
-30
-40
-50
-60
-70
-80
-90
-100
25000
28000
30000
32000
34000
36000
38000
40000
(MHz)
9
10

RF Mode	802.11a	Channel	CH 45：6175 MHz
Frequency Range	1 GHz ~ 40 GHz	Environmental Conditions	25°C, 60% RH
Tested By	Dolly Chung		

Conducted Unwanted Emissions								
No.	Frequency (MHz)	Emission Level (dBuV/m)	Limit (dBuV/m)	Margin (dB)	Raw Value Chain 0 (dBm)	Raw Value Chain 1 (dBm)	Correction Factor (dB)	EIRP Level (dBm)
1	5458.84	41.03 PK	74	-32.97	-70.24	-67.44	11.38	-54.23
2	5458.84	29.95 AV	54	-24.05	-80.33	-79.16	11.38	-65.31
3	8233.33	41.76 PK	74	-32.24	-67.9	-67.88	11.38	-53.5
4	8233.33	37.66 AV	54	-16.34	-71.03	-73.22	11.38	-57.6
5	21260.9	40.81 PK	74	-33.19	-68.03	-69.85	11.38	-54.45
6	21260.9	27.97 AV	54	-26.03	-82.86	-80.76	11.38	-67.29
7	23923.3	42.16 PK	74	-31.84	-68.45	-66.71	11.38	-53.1
8	23923.3	29.92 AV	54	-24.08	-78.66	-81.16	11.38	-65.34
9	38854.13	35.8 PK	74	-38.2	-73.3	-74.47	11.38	-59.46
10	38854.13	24.35 AV	54	-29.65	-88.59	-83.45	11.38	-70.91

Note: Margin value = Emission Level - Limit value

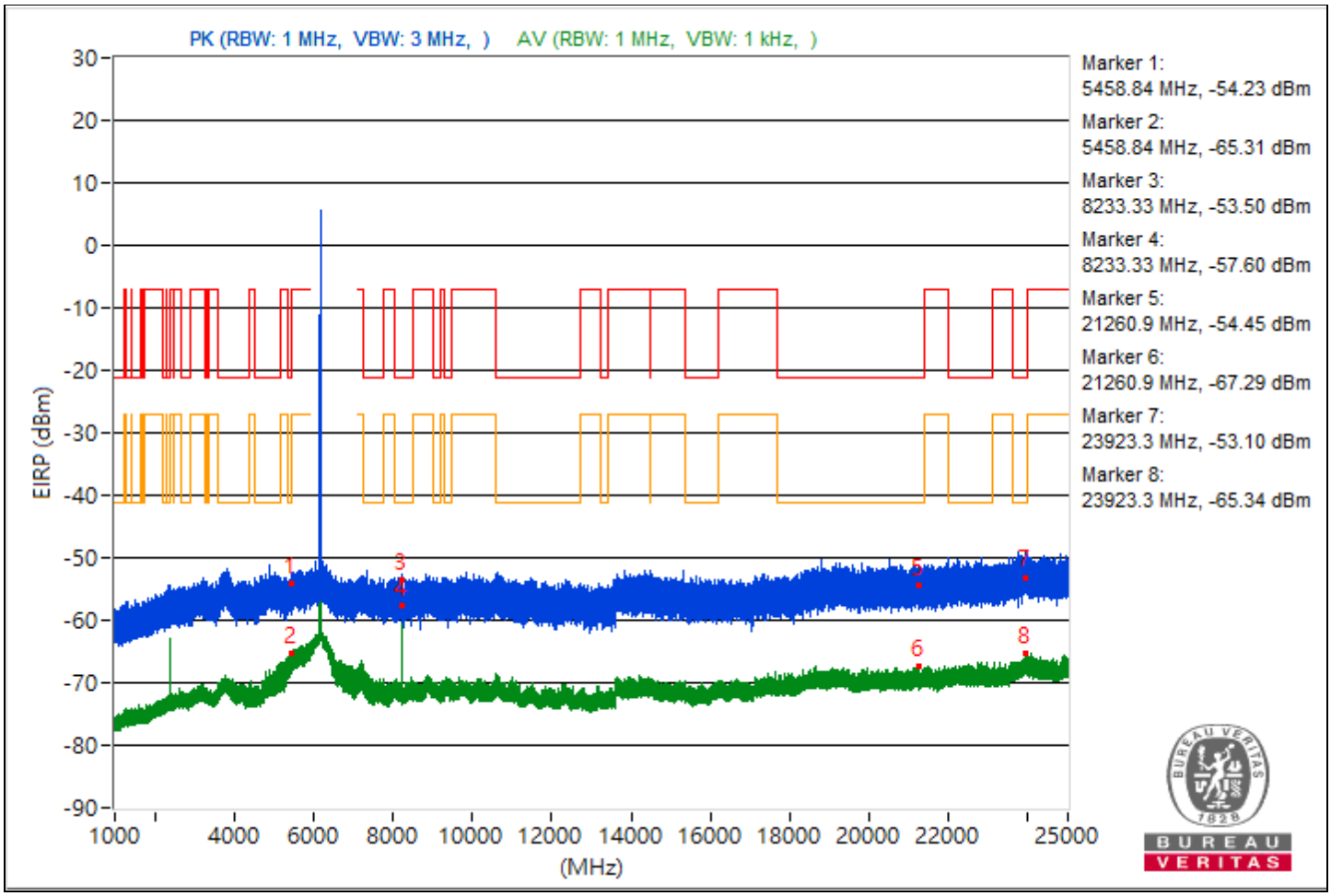

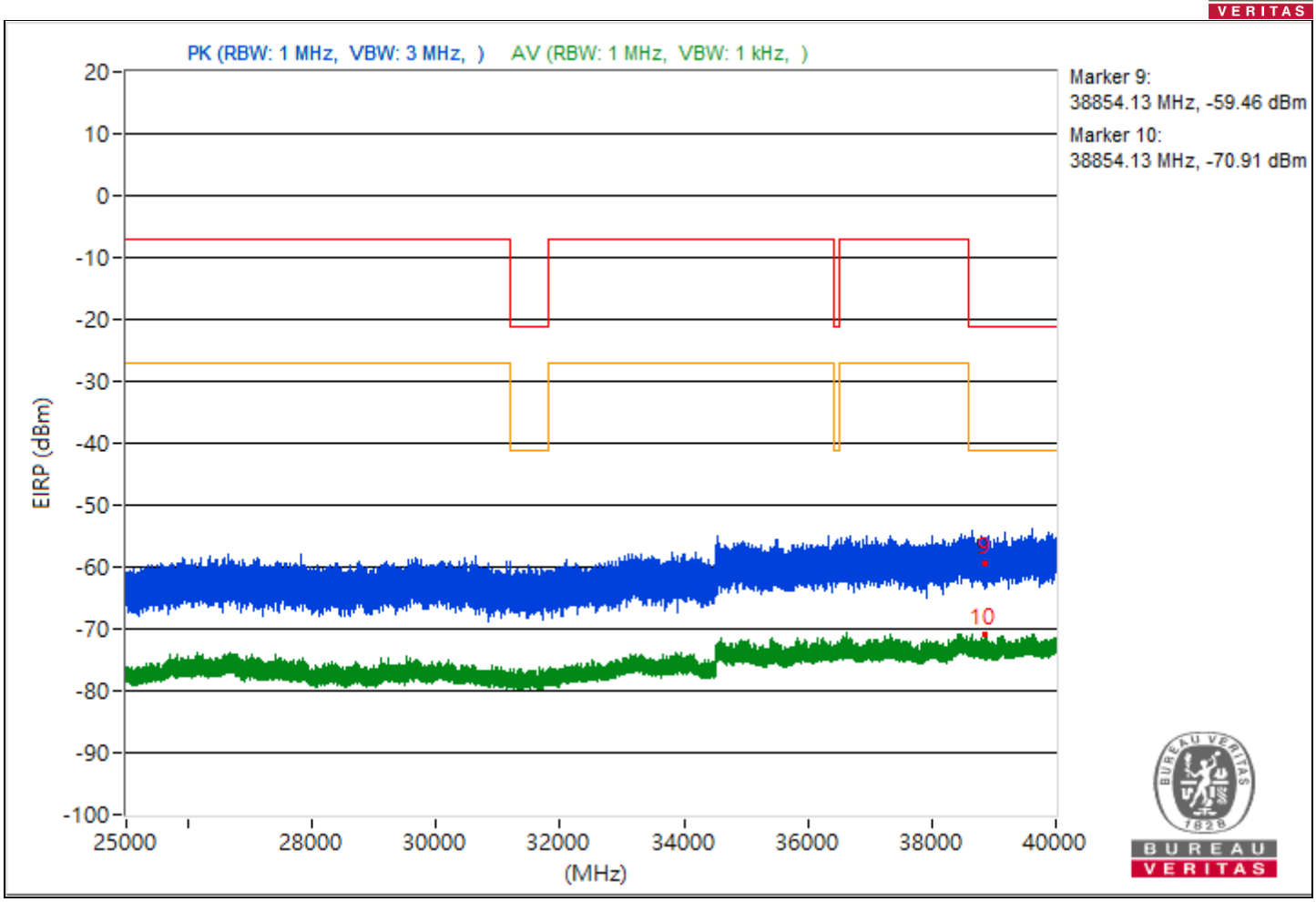
PK (RBW: 1 MHz, VBW: 3 MHz,)
AV (RBW: 1 MHz, VBW: 1 kHz,)
Marker 9:
38854.13 MHz, -59.46 dBm
Marker 10:
38854.13 MHz, -70.91 dBm
EIRP (dBm)
20
10
0
-10
-20
-30
-40
-50
-60
-70
-80
-90
-100
25000
28000
30000
32000
34000
36000
38000
40000
(MHz)
9
10

RF Mode	802.11a	Channel	CH 93：6415 MHz
Frequency Range	1 GHz ~ 40 GHz	Environmental Conditions	25°C, 60% RH
Tested By	Dolly Chung		

Conducted Unwanted Emissions								
No.	Frequency (MHz)	Emission Level (dBuV/m)	Limit (dBuV/m)	Margin (dB)	Raw Value Chain 0 (dBm)	Raw Value Chain 1 (dBm)	Correction Factor (dB)	EIRP Level (dBm)
1	5453.79	41.05 PK	74	-32.95	-70.97	-67.07	11.38	-54.21
2	5453.79	28.76 AV	54	-25.24	-83.21	-79.39	11.38	-66.5
3	7253.02	38.24 PK	74	-35.76	-70.38	-72.75	11.38	-57.02
4	7253.02	27.78 AV	54	-26.22	-83.48	-80.7	11.38	-67.48
5	19301.2	41.84 PK	74	-32.16	-67.28	-68.41	11.38	-53.42
6	19301.2	28.18 AV	54	-25.82	-80.41	-82.89	11.38	-67.08
7	23946.5	41.34 PK	74	-32.66	-68.57	-68.06	11.38	-53.92
8	23946.5	29.36 AV	54	-24.64	-78.96	-82.21	11.38	-65.9
9	39737.96	34.85 PK	74	-39.15	-74.36	-75.29	11.38	-60.41
10	39737.96	24.07 AV	54	-29.93	-84.2	-87.64	11.38	-71.19

Note: Margin value = Emission Level - Limit value

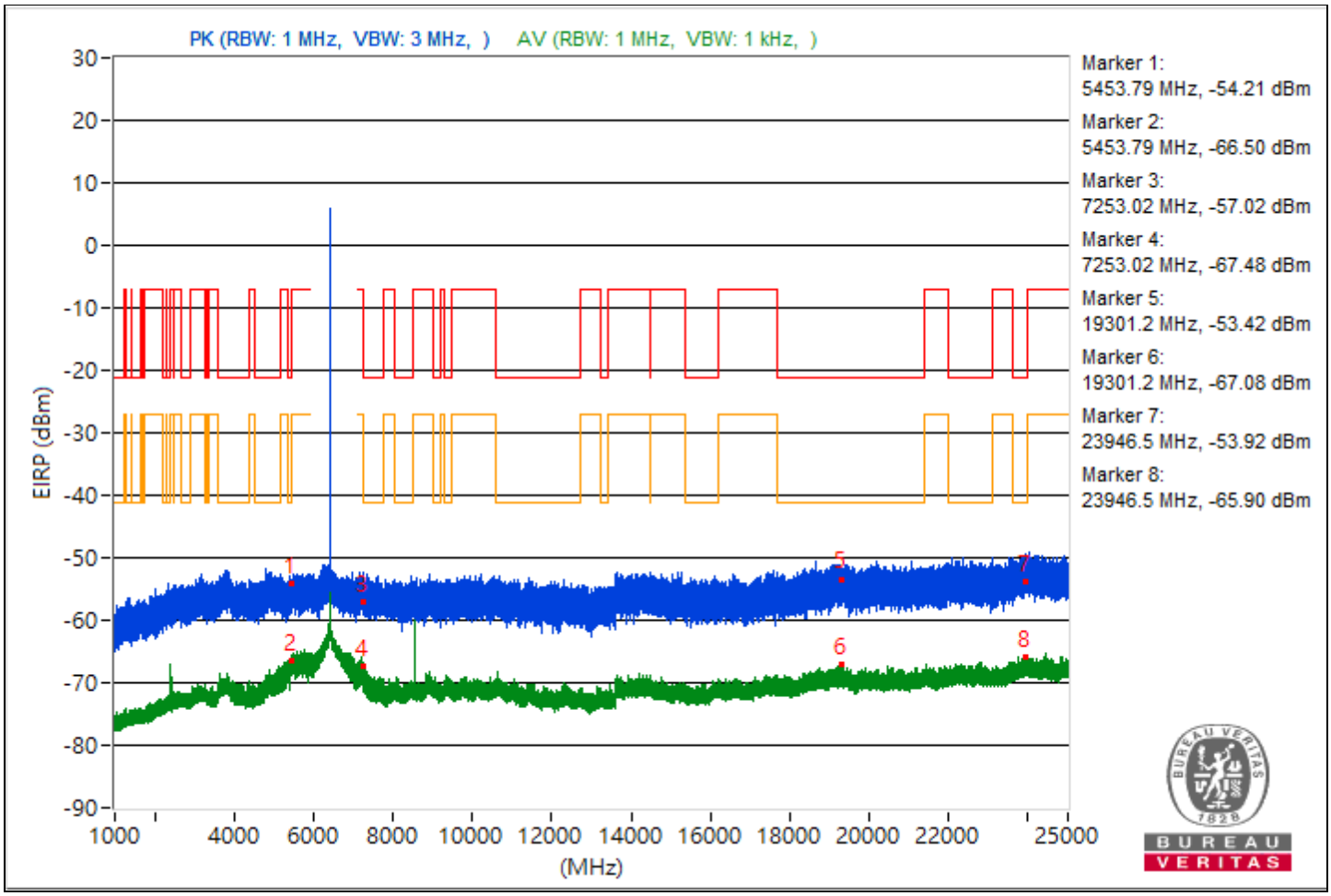

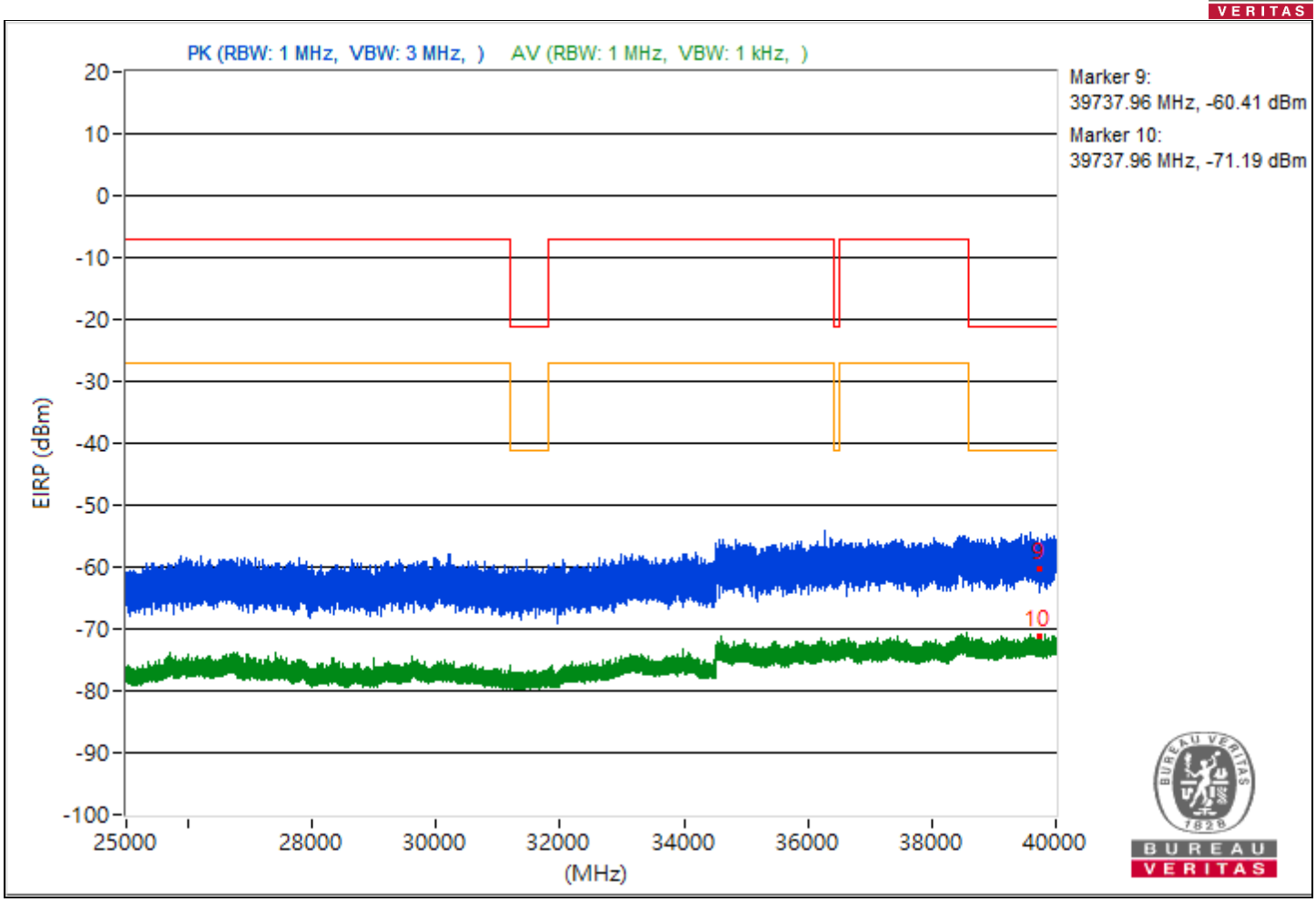
PK (RBW: 1 MHz, VBW: 3 MHz,)
AV (RBW: 1 MHz, VBW: 1 kHz,)
Marker 9:
39737.96 MHz, -60.41 dBm
Marker 10:
39737.96 MHz, -71.19 dBm
EIRP (dBm)
20
10
0
-10
-20
-30
-40
-50
-60
-70
-80
-90
-100
25000
28000
30000
32000
34000
36000
38000
40000
(MHz)
9
10

RF Mode	802.11a	Channel	CH 97：6435 MHz
Frequency Range	1 GHz ~ 40 GHz	Environmental Conditions	25°C, 60% RH
Tested By	Dolly Chung		

Conducted Unwanted Emissions								
No.	Frequency (MHz)	Emission Level (dBuV/m)	Limit (dBuV/m)	Margin (dB)	Raw Value Chain 0 (dBm)	Raw Value Chain 1 (dBm)	Correction Factor (dB)	EIRP Level (dBm)
1	5451.38	40.39 PK	74	-33.61	-68.6	-70.05	11.38	-54.87
2	5451.38	29.65 AV	54	-24.35	-79.91	-80.1	11.38	-65.61
3	7250.3	39.95 PK	74	-34.05	-68.68	-71.05	11.38	-55.31
4	7250.3	28.47 AV	54	-25.53	-81.31	-81.06	11.38	-66.79
5	20240.1	40.61 PK	74	-33.39	-68.67	-69.44	11.38	-54.65
6	20240.1	27.89 AV	54	-26.11	-79.88	-85.13	11.38	-67.37
7	23919.4	44.35 PK	74	-29.65	-65.51	-65.11	11.38	-50.91
8	23919.4	29.56 AV	54	-24.44	-82.15	-78.7	11.38	-65.7
9	39593.51	35.26 PK	74	-38.74	-74.28	-74.5	11.38	-60
10	39593.51	24.41 AV	54	-29.59	-86.39	-84.33	11.38	-70.85

Note: Margin value = Emission Level - Limit value

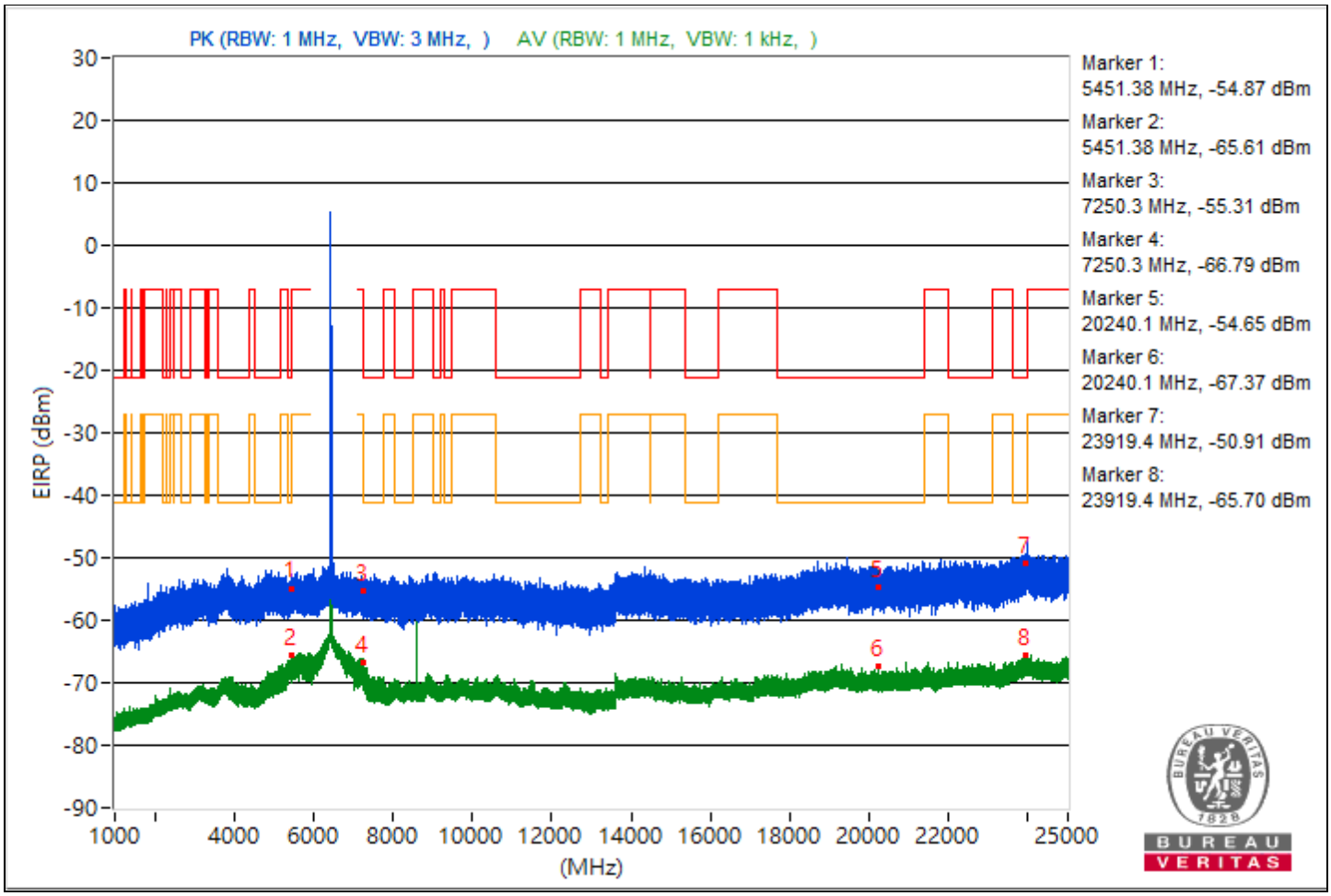

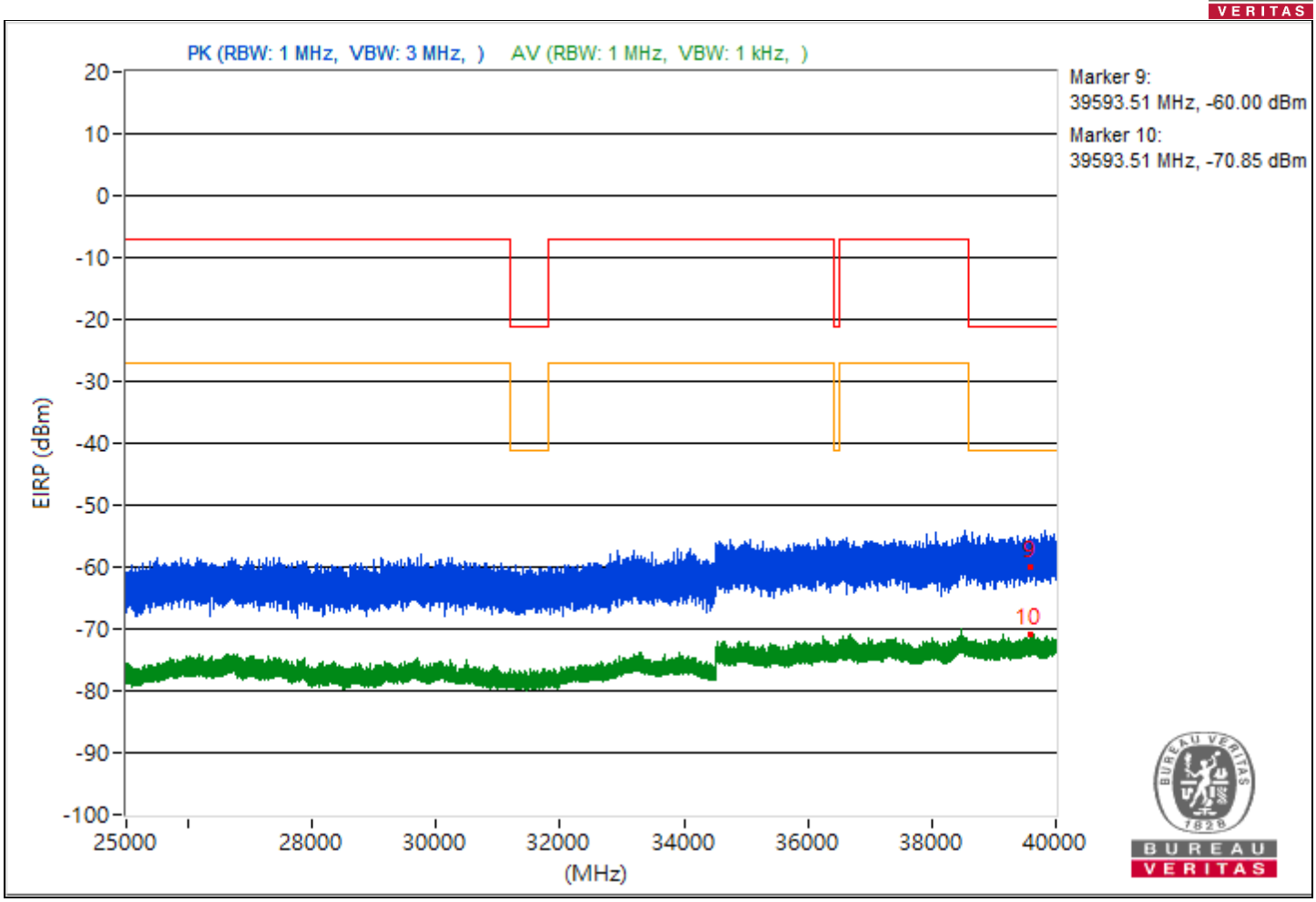
PK (RBW: 1 MHz, VBW: 3 MHz,)
AV (RBW: 1 MHz, VBW: 1 kHz,)
Marker 9:
39593.51 MHz, -60.00 dBm
Marker 10:
39593.51 MHz, -70.85 dBm
EIRP (dBm)
20
10
0
-10
-20
-30
-40
-50
-60
-70
-80
-90
-100
25000
28000
30000
32000
34000
36000
38000
40000
(MHz)
9
10

RF Mode	802.11a	Channel	CH 105：6475 MHz
Frequency Range	1 GHz ~ 40 GHz	Environmental Conditions	25°C, 60% RH
Tested By	Dolly Chung		

Conducted Unwanted Emissions								
No.	Frequency (MHz)	Emission Level (dBuV/m)	Limit (dBuV/m)	Margin (dB)	Raw Value Chain 0 (dBm)	Raw Value Chain 1 (dBm)	Correction Factor (dB)	EIRP Level (dBm)
1	5439.63	40.58 PK	74	-33.42	-68.35	-69.94	11.38	-54.68
2	5439.63	29.59 AV	54	-24.41	-80.16	-79.97	11.38	-65.67
3	7258.54	41.07 PK	74	-32.93	-70.38	-67.31	11.38	-54.19
4	7258.54	28.56 AV	54	-25.44	-81.86	-80.43	11.38	-66.7
5	19429.8	41.66 PK	74	-32.34	-69.28	-67	11.38	-53.6
6	19429.8	28.41 AV	54	-25.59	-82.6	-80.21	11.38	-66.85
7	23972.2	43.68 PK	74	-30.32	-65.81	-66.14	11.38	-51.58
8	23972.2	29.16 AV	54	-24.84	-79.44	-81.89	11.38	-66.1
9	39477.87	36.8 PK	74	-37.2	-72.09	-73.78	11.38	-58.46
10	39477.87	24.12 AV	54	-29.88	-87	-84.43	11.38	-71.14

Note: Margin value = Emission Level - Limit value

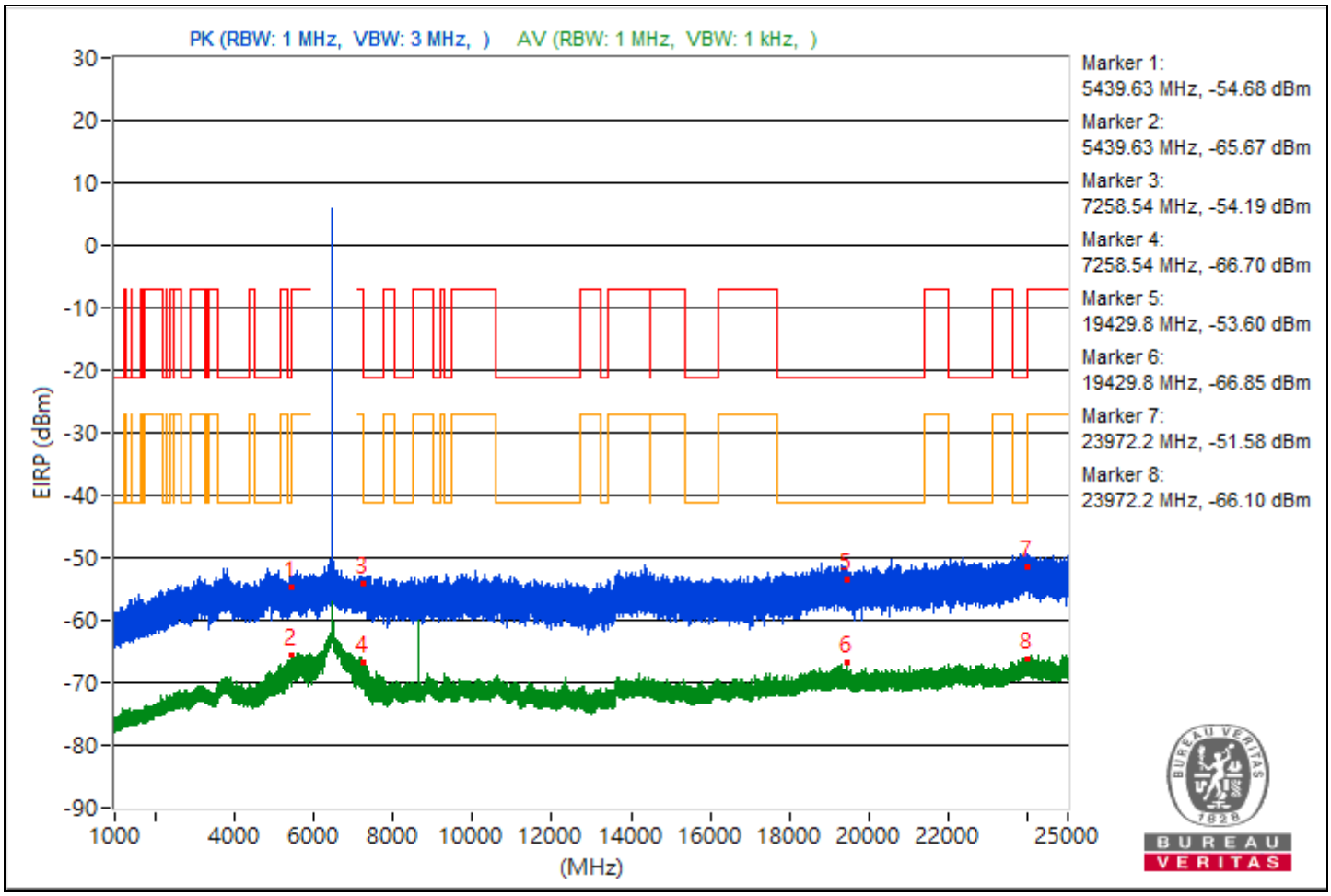

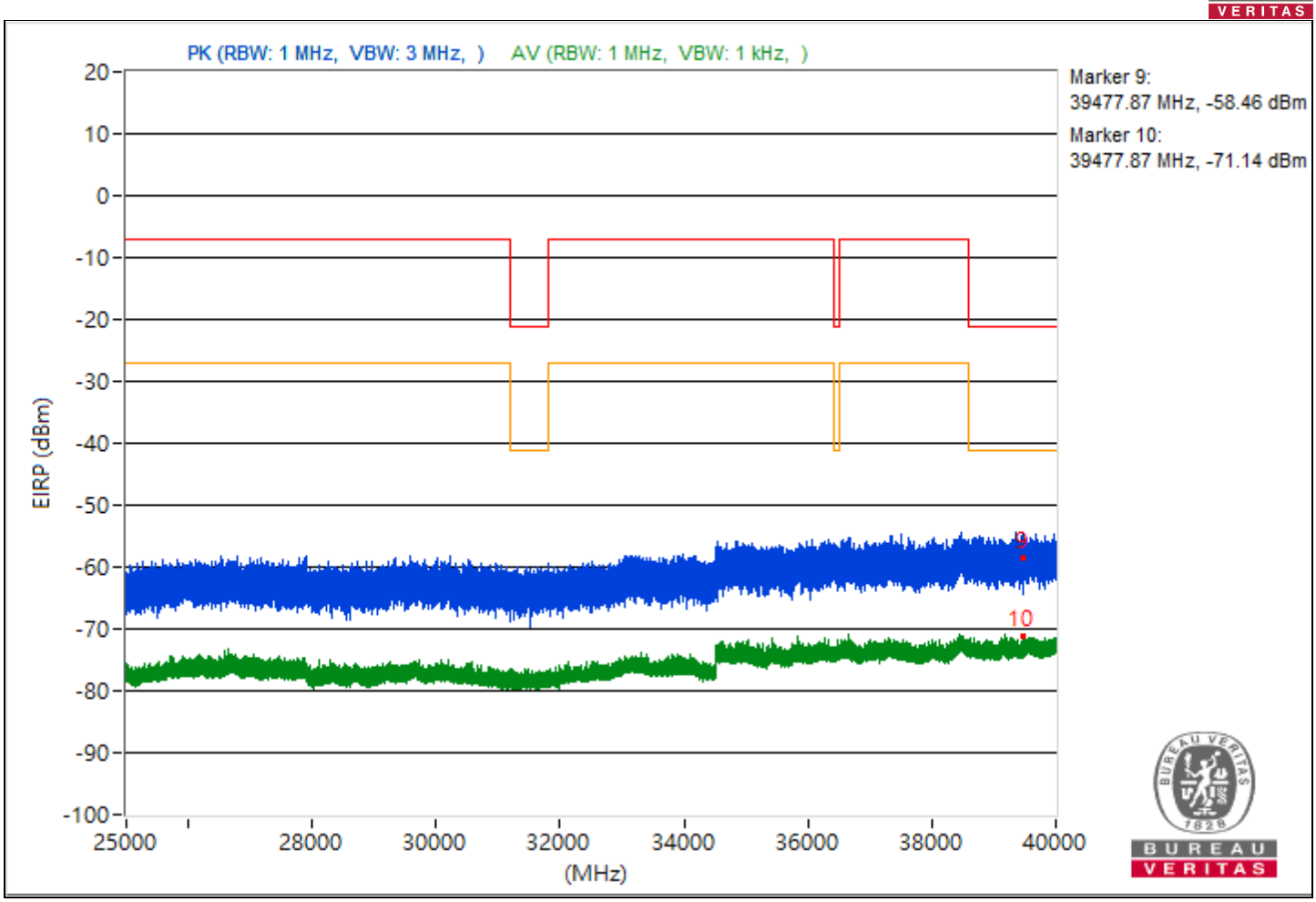
PK (RBW: 1 MHz, VBW: 3 MHz,)
AV (RBW: 1 MHz, VBW: 1 kHz,)
Marker 9:
39477.87 MHz, -58.46 dBm
Marker 10:
39477.87 MHz, -71.14 dBm
EIRP (dBm)
20
10
0
-10
-20
-30
-40
-50
-60
-70
-80
-90
-100
25000
28000
30000
32000
34000
36000
38000
40000
(MHz)
9
10

RF Mode	802.11a	Channel	CH 113：6515 MHz
Frequency Range	1 GHz ~ 40 GHz	Environmental Conditions	25°C, 60% RH
Tested By	Dolly Chung		

Conducted Unwanted Emissions								
No.	Frequency (MHz)	Emission Level (dBuV/m)	Limit (dBuV/m)	Margin (dB)	Raw Value Chain 0 (dBm)	Raw Value Chain 1 (dBm)	Correction Factor (dB)	EIRP Level (dBm)
1	5431.16	40.04 PK	74	-33.96	-69.24	-70.02	11.38	-55.22
2	5431.16	29.46 AV	54	-24.54	-81.49	-79.19	11.38	-65.8
3	7252.09	39.4 PK	74	-34.6	-71.97	-69.02	11.38	-55.86
4	7252.09	29.06 AV	54	-24.94	-81.92	-79.57	11.38	-66.2
5	19051.9	40.45 PK	74	-33.55	-68.96	-69.45	11.38	-54.81
6	19051.9	27.84 AV	54	-26.16	-80.04	-84.86	11.38	-67.42
7	23980.5	42.76 PK	74	-31.24	-65.56	-68.81	11.38	-52.5
8	23980.5	29.14 AV	54	-24.86	-78.81	-83.33	11.38	-66.12
9	39992.89	36.66 PK	74	-37.34	-73.92	-72.22	11.38	-58.6
10	39992.89	24.41 AV	54	-29.59	-87.48	-83.77	11.38	-70.85

Note: Margin value = Emission Level - Limit value

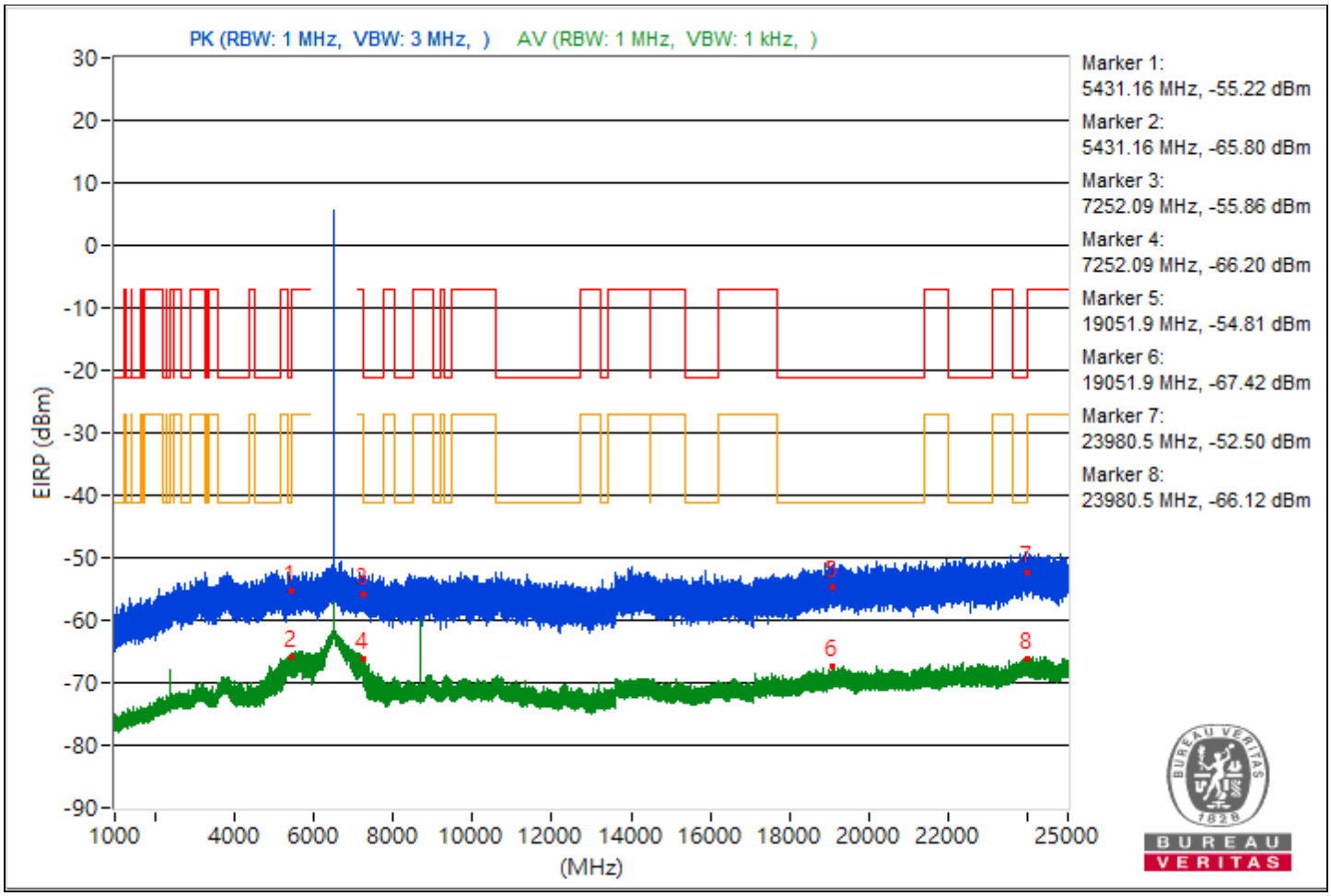

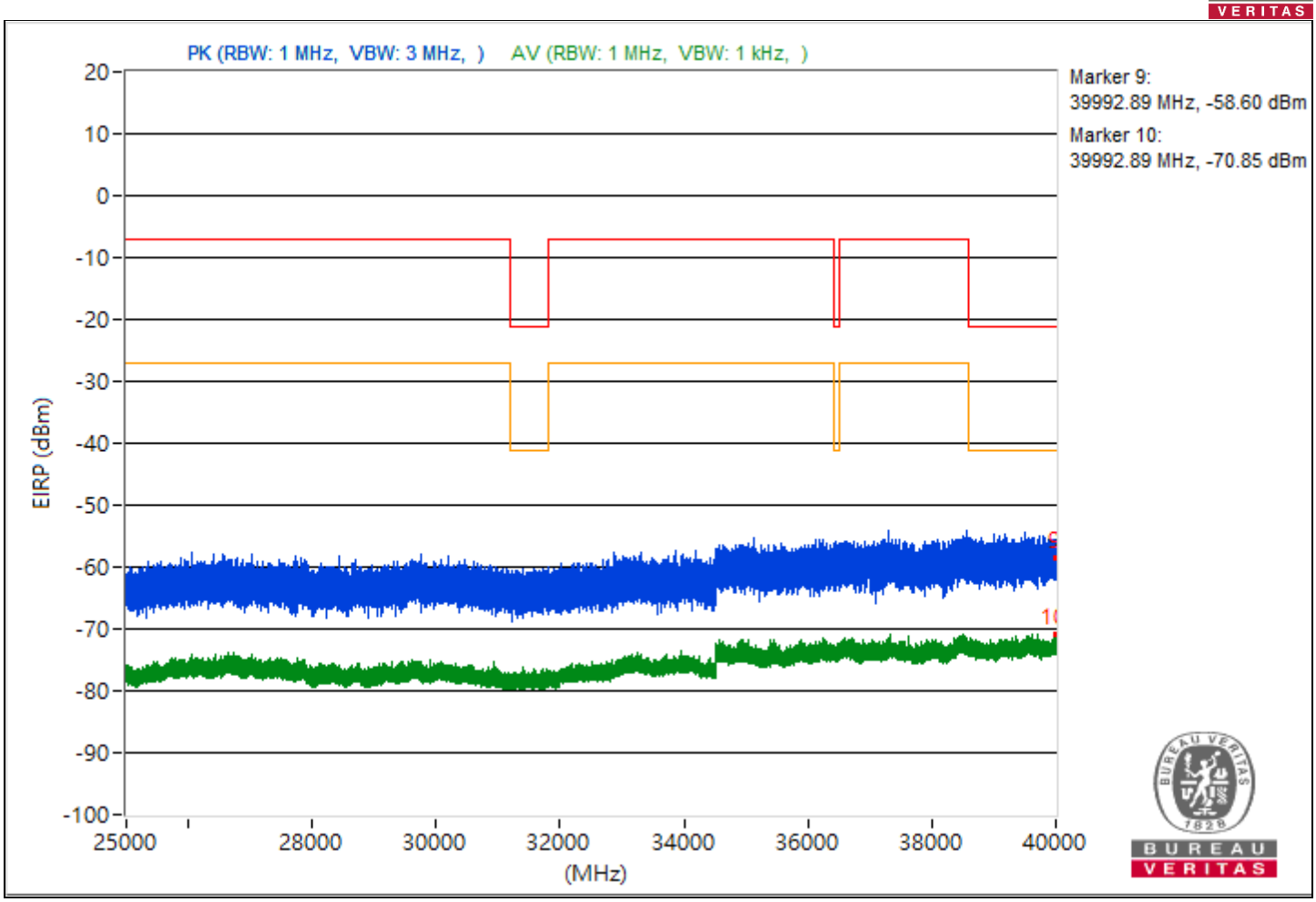
PK (RBW: 1 MHz, VBW: 3 MHz,)
AV (RBW: 1 MHz, VBW: 1 kHz,)
Marker 9:
39992.89 MHz, -58.60 dBm
Marker 10:
39992.89 MHz, -70.85 dBm
EIRP (dBm)
20
10
0
-10
-20
-30
-40
-50
-60
-70
-80
-90
-100
25000
28000
30000
32000
34000
36000
38000
40000
(MHz)

RF Mode	802.11a	Channel	CH 117：6535 MHz
Frequency Range	1 GHz ~ 40 GHz	Environmental Conditions	25°C, 60% RH
Tested By	Dolly Chung		

Conducted Unwanted Emissions								
No.	Frequency (MHz)	Emission Level (dBuV/m)	Limit (dBuV/m)	Margin (dB)	Raw Value Chain 0 (dBm)	Raw Value Chain 1 (dBm)	Correction Factor (dB)	EIRP Level (dBm)
1	5350.03	39.55 PK	74	-34.45	-70.14	-70.06	11.38	-55.71
2	5350.03	29.57 AV	54	-24.43	-81.16	-79.22	11.38	-65.69
3	7258.86	40.55 PK	74	-33.45	-69.93	-68.4	11.38	-54.71
4	7258.86	29.12 AV	54	-24.88	-81.18	-79.97	11.38	-66.14
5	19062.2	42.01 PK	74	-31.99	-68.26	-67.1	11.38	-53.25
6	19062.2	27.99 AV	54	-26.01	-80.35	-83.55	11.38	-67.27
7	23843.5	43.87 PK	74	-30.13	-64.4	-67.81	11.38	-51.39
8	23843.5	28.76 AV	54	-25.24	-79.5	-82.97	11.38	-66.5
9	39540.18	37.12 PK	74	-36.88	-71.36	-74.13	11.38	-58.14
10	39540.18	24 AV	54	-30	-84.52	-87.19	11.38	-71.26

Note: Margin value = Emission Level - Limit value

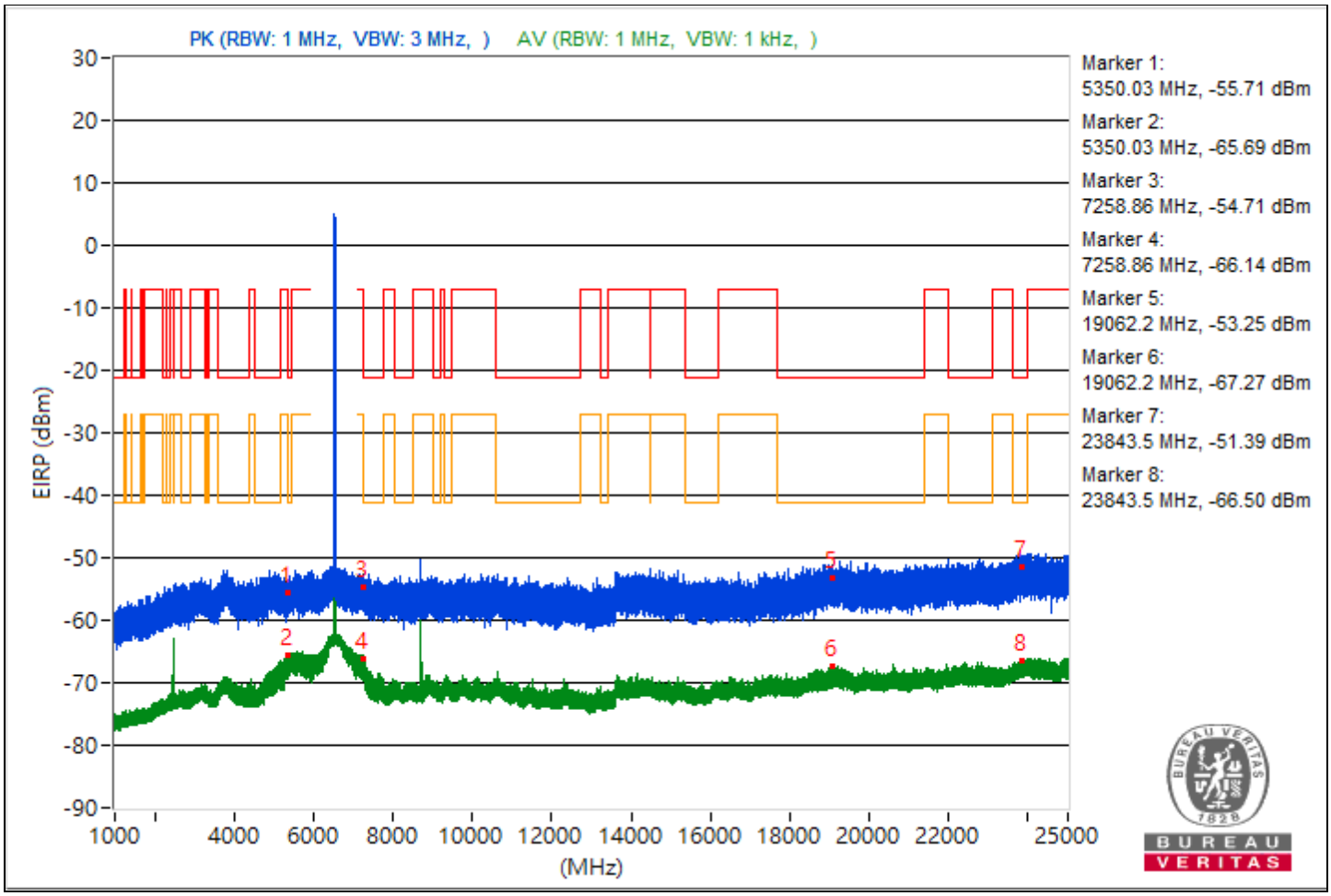

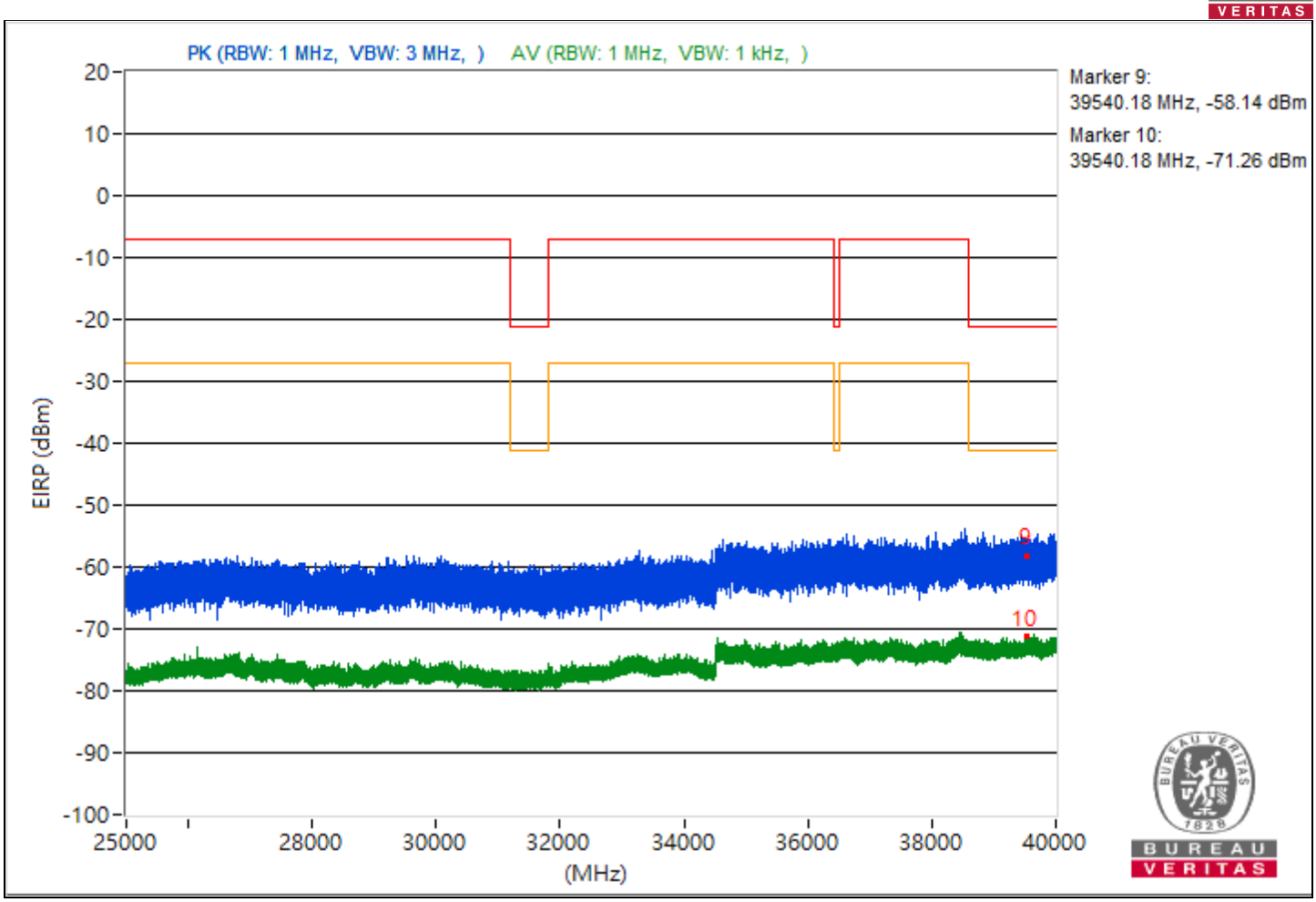
PK (RBW: 1 MHz, VBW: 3 MHz,)
AV (RBW: 1 MHz, VBW: 1 kHz,)
Marker 9:
39540.18 MHz, -58.14 dBm
Marker 10:
39540.18 MHz, -71.26 dBm
EIRP (dBm)
20
10
0
-10
-20
-30
-40
-50
-60
-70
-80
-90
-100
25000
28000
30000
32000
34000
36000
38000
40000
(MHz)
9
10

RF Mode	802.11a	Channel	CH 149：6695 MHz
Frequency Range	1 GHz ~ 40 GHz	Environmental Conditions	25°C, 60% RH
Tested By	Dolly Chung		

Conducted Unwanted Emissions								
No.	Frequency (MHz)	Emission Level (dBuV/m)	Limit (dBuV/m)	Margin (dB)	Raw Value Chain 0 (dBm)	Raw Value Chain 1 (dBm)	Correction Factor (dB)	EIRP Level (dBm)
1	5447.33	39.54 PK	74	-34.46	-69.63	-70.66	11.38	-55.72
2	5447.33	30.17 AV	54	-23.83	-78.47	-80.81	11.38	-65.09
3	7262.67	41.01 PK	74	-32.99	-67.24	-70.71	11.38	-54.25
4	7262.67	30.77 AV	54	-23.23	-78.17	-79.74	11.38	-64.49
5	20647.9	39.22 PK	74	-34.78	-69.02	-72.55	11.38	-56.04
6	20647.9	27.88 AV	54	-26.12	-80.49	-83.59	11.38	-67.38
7	23942.3	43.56 PK	74	-30.44	-65.9	-66.28	11.38	-51.7
8	23942.3	30.05 AV	54	-23.95	-77.99	-82.19	11.38	-65.21
9	39615.91	36.44 PK	74	-37.56	-75.61	-71.68	11.38	-58.82
10	39615.91	23.93 AV	54	-30.07	-87.89	-84.28	11.38	-71.33

Note: Margin value = Emission Level - Limit value

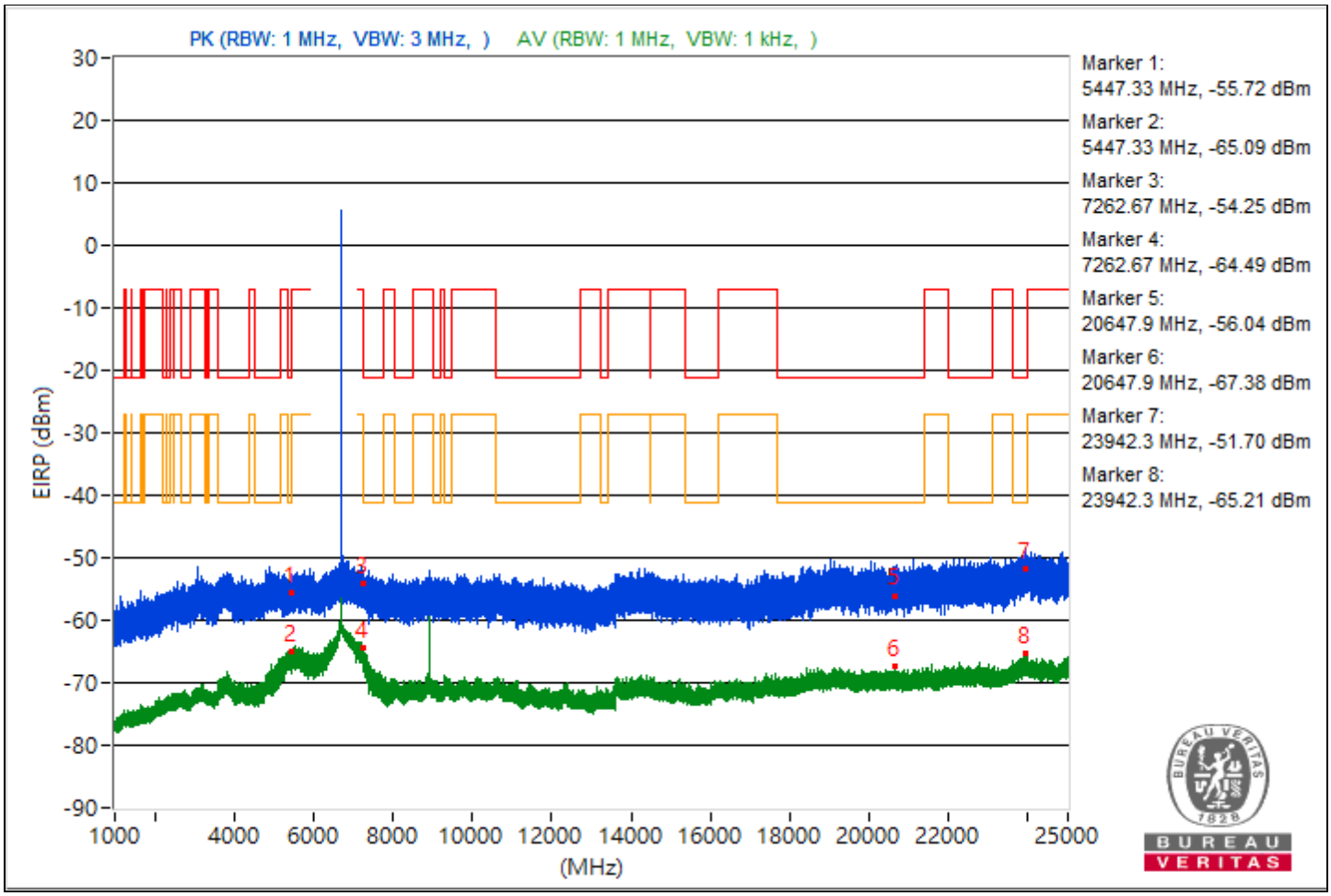

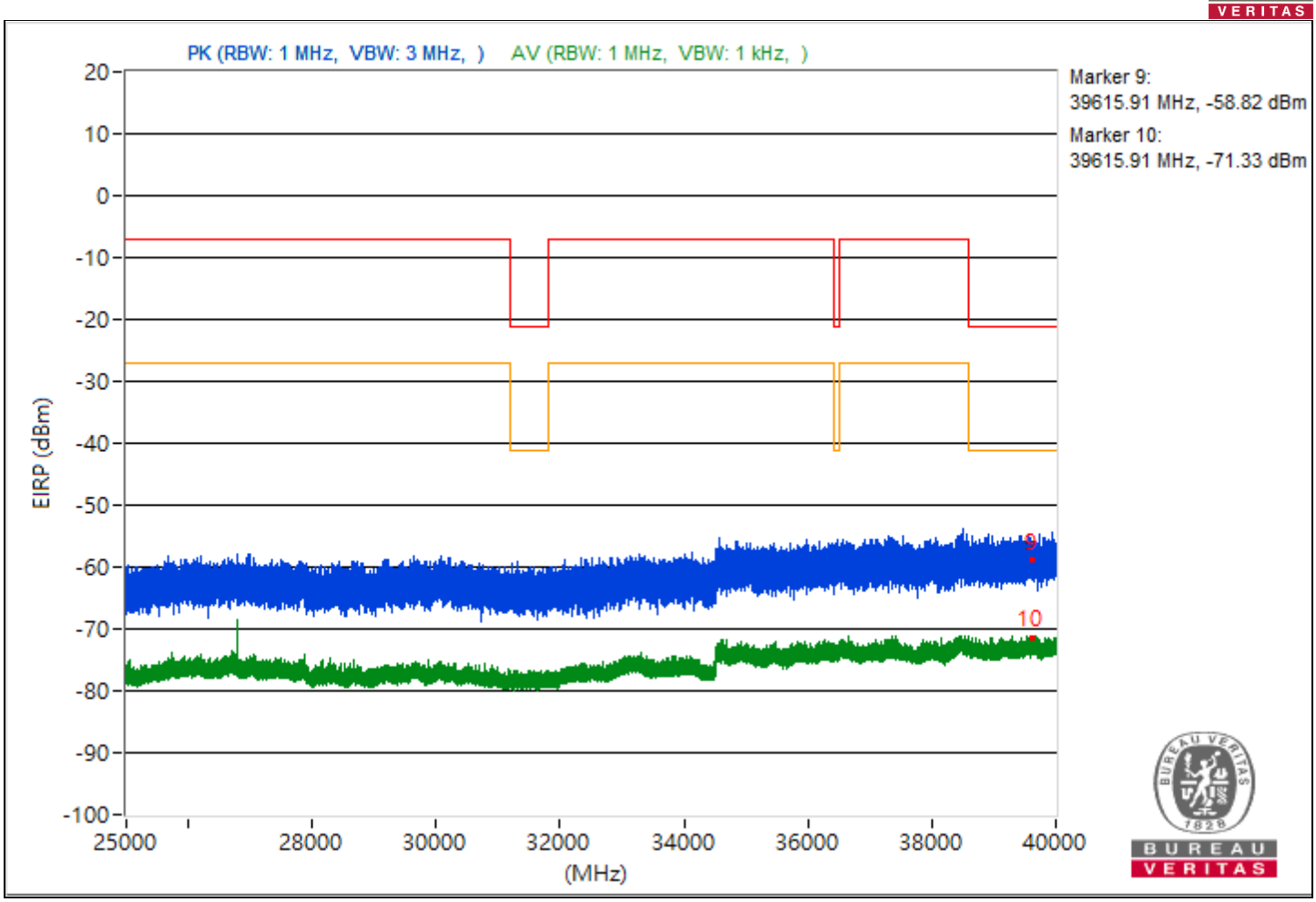
PK (RBW: 1 MHz, VBW: 3 MHz,)
AV (RBW: 1 MHz, VBW: 1 kHz,)
Marker 9:
39615.91 MHz, -58.82 dBm
Marker 10:
39615.91 MHz, -71.33 dBm
EIRP (dBm)
20
10
0
-10
-20
-30
-40
-50
-60
-70
-80
-90
-100
25000
28000
30000
32000
34000
36000
38000
40000
(MHz)
9
10

RF Mode	802.11a	Channel	CH 181：6855 MHz
Frequency Range	1 GHz ~ 40 GHz	Environmental Conditions	25°C, 60% RH
Tested By	Dolly Chung		

Conducted Unwanted Emissions								
No.	Frequency (MHz)	Emission Level (dBuV/m)	Limit (dBuV/m)	Margin (dB)	Raw Value Chain 0 (dBm)	Raw Value Chain 1 (dBm)	Correction Factor (dB)	EIRP Level (dBm)
1	5454.18	39.26 PK	74	-34.74	-70.83	-69.99	11.38	-56
2	5454.18	29.78 AV	54	-24.22	-80.64	-79.22	11.38	-65.48
3	9139.91	41.43 PK	74	-32.57	-68.03	-68.43	11.38	-53.83
4	9139.91	34.66 AV	54	-19.34	-77.42	-73.44	11.38	-60.6
5	19445.8	40.76 PK	74	-33.24	-67.69	-70.56	11.38	-54.5
6	19445.8	27.7 AV	54	-26.3	-80.55	-84.04	11.38	-67.56
7	23926	43.56 PK	74	-30.44	-67.97	-64.78	11.38	-51.7
8	23926	29.8 AV	54	-24.2	-80.52	-79.28	11.38	-65.46
9	39587.64	36.17 PK	74	-37.83	-72.04	-75.67	11.38	-59.09
10	39587.64	24.14 AV	54	-29.86	-84.24	-87.32	11.38	-71.12

Note: Margin value = Emission Level - Limit value

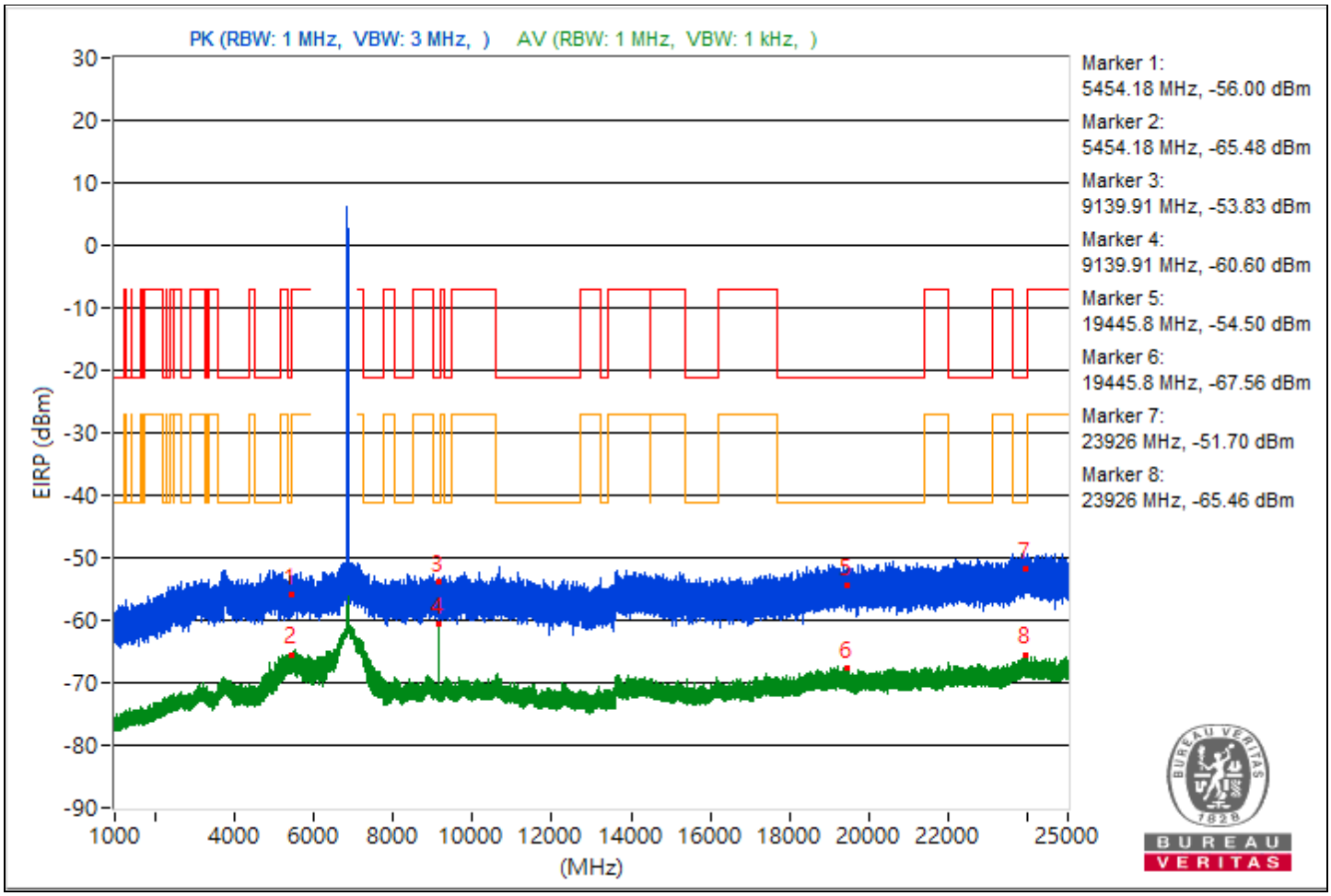

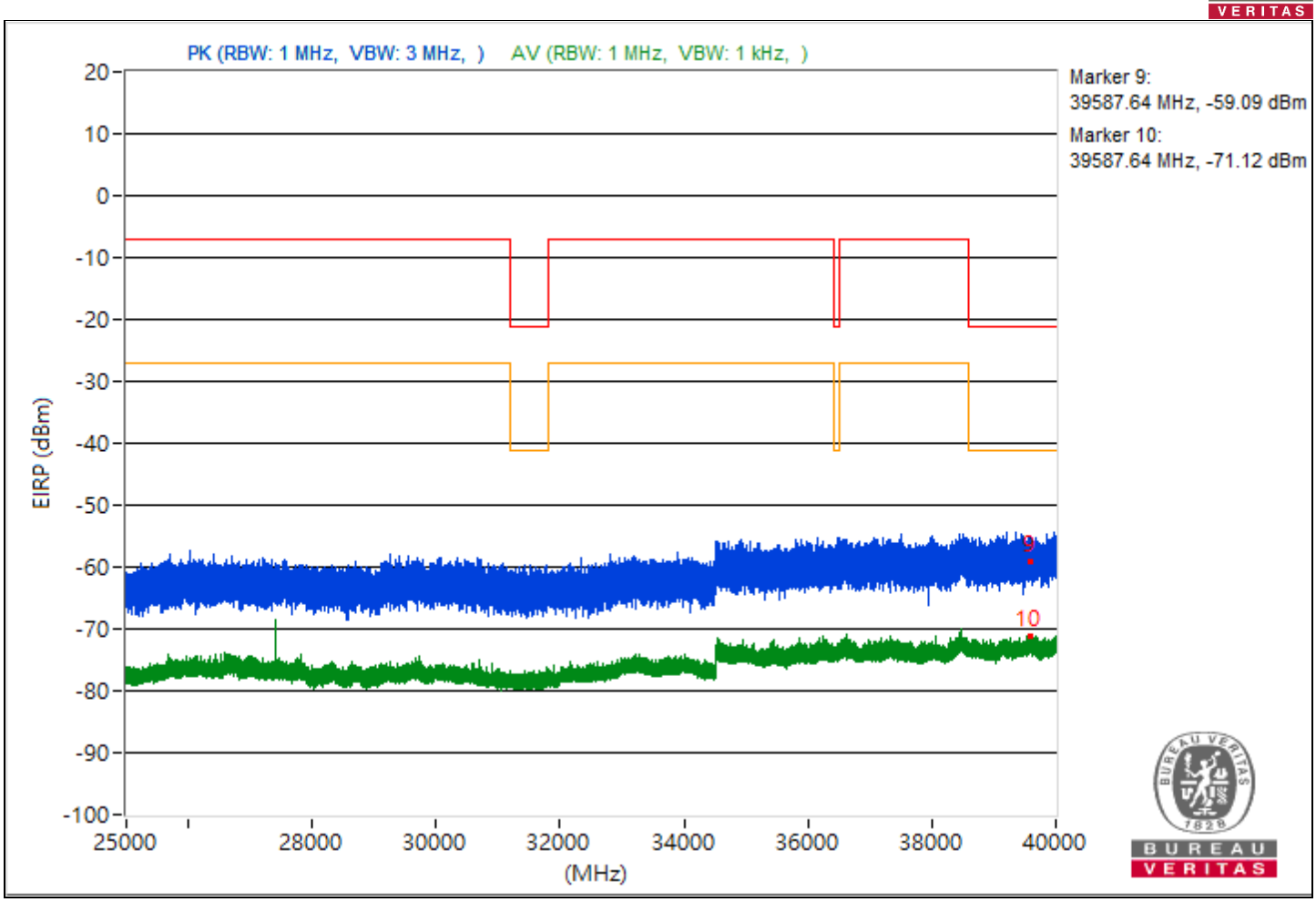
PK (RBW: 1 MHz, VBW: 3 MHz,)
AV (RBW: 1 MHz, VBW: 1 kHz,)
Marker 9:
39587.64 MHz, -59.09 dBm
Marker 10:
39587.64 MHz, -71.12 dBm
EIRP (dBm)
20
10
0
-10
-20
-30
-40
-50
-60
-70
-80
-90
-100
25000
28000
30000
32000
34000
36000
38000
40000
(MHz)
9
10

RF Mode	802.11a	Channel	CH 185：6875 MHz
Frequency Range	1 GHz ~ 40 GHz	Environmental Conditions	25°C, 60% RH
Tested By	Dolly Chung		

Conducted Unwanted Emissions								
No.	Frequency (MHz)	Emission Level (dBuV/m)	Limit (dBuV/m)	Margin (dB)	Raw Value Chain 0 (dBm)	Raw Value Chain 1 (dBm)	Correction Factor (dB)	EIRP Level (dBm)
1	5459.08	37.92 PK	74	-36.08	-72.38	-71.16	11.38	-57.34
2	5459.08	29.91 AV	54	-24.09	-80.33	-79.21	11.38	-65.35
3	9166.58	40.78 PK	74	-33.22	-69.24	-68.53	11.38	-54.48
4	9166.58	35.4 AV	54	-18.6	-74.52	-73.99	11.38	-59.86
5	21030.7	41.3 PK	74	-32.7	-68.29	-68.4	11.38	-53.96
6	21030.7	27.38 AV	54	-26.62	-84.8	-80.68	11.38	-67.88
7	23832.8	42.69 PK	74	-31.31	-65.84	-68.48	11.38	-52.57
8	23832.8	29.49 AV	54	-24.51	-79.65	-80.74	11.38	-65.77
9	39620.27	36.87 PK	74	-37.13	-71.35	-74.95	11.38	-58.39
10	39620.27	24.44 AV	54	-29.56	-84.33	-86.32	11.38	-70.82

Note: Margin value = Emission Level - Limit value

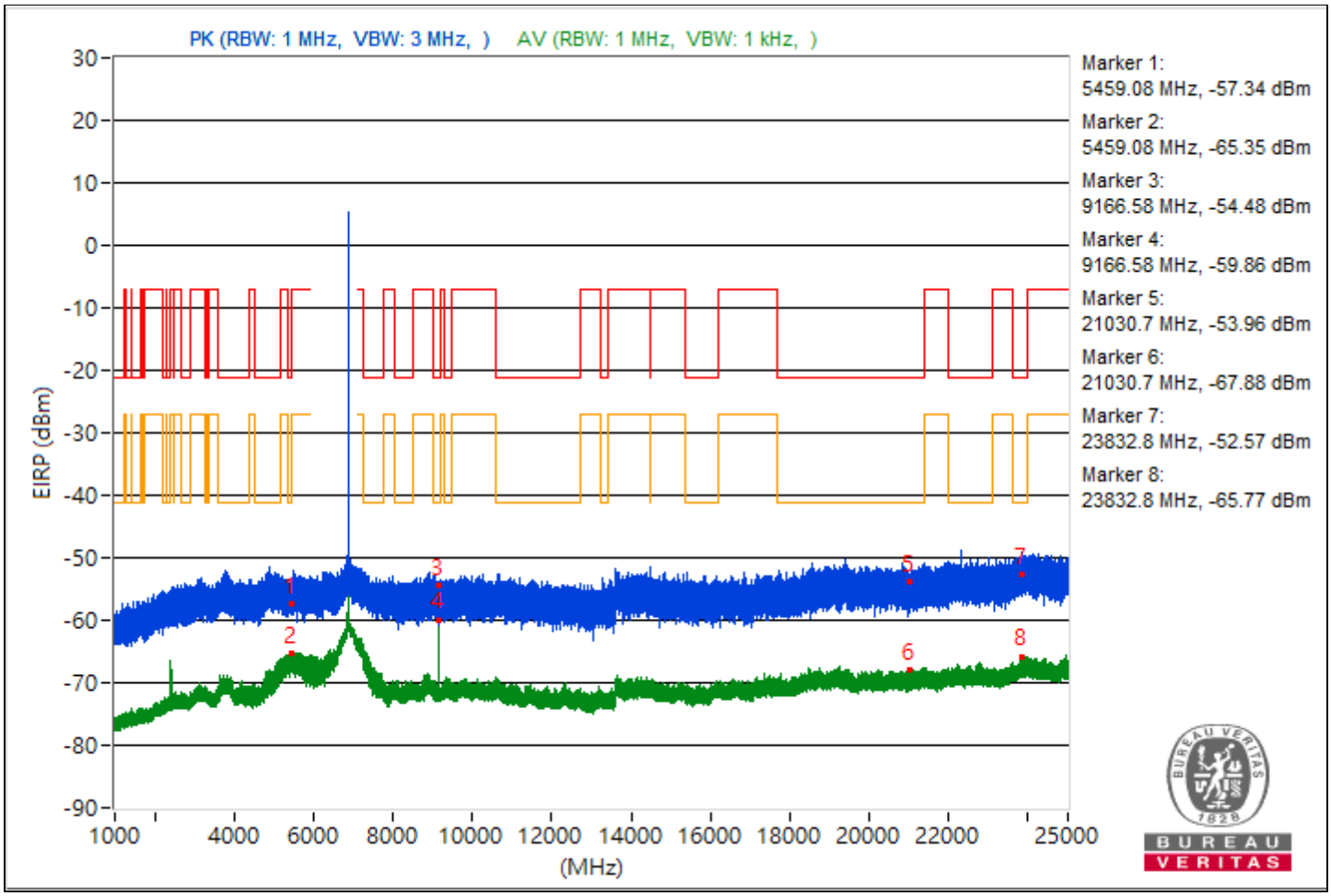

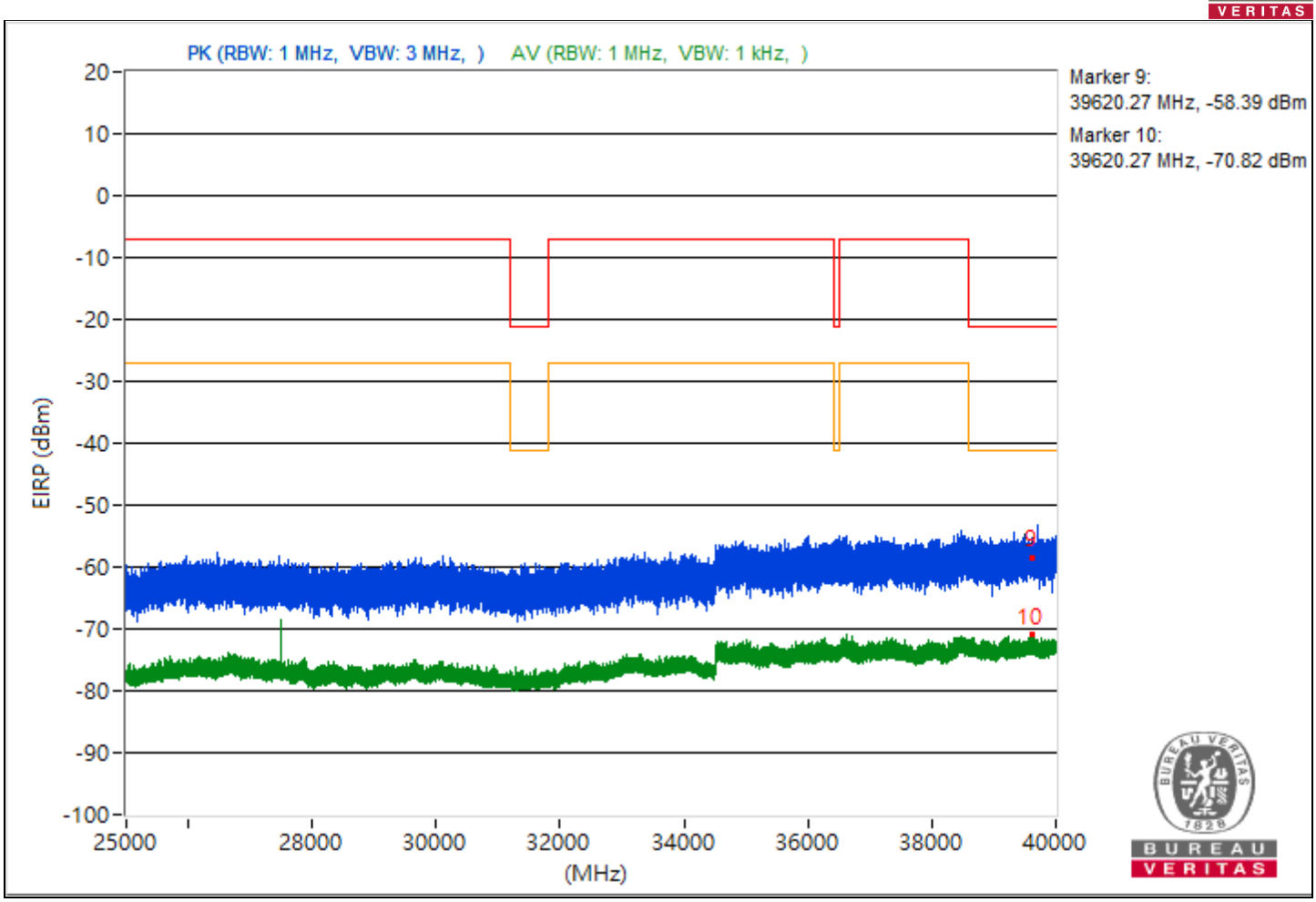
PK (RBW: 1 MHz, VBW: 3 MHz,)
AV (RBW: 1 MHz, VBW: 1 kHz,)
Marker 9:
39620.27 MHz, -58.39 dBm
Marker 10:
39620.27 MHz, -70.82 dBm
EIRP (dBm)
20
10
0
-10
-20
-30
-40
-50
-60
-70
-80
-90
-100
25000
28000
30000
32000
34000
36000
38000
40000
(MHz)
9
10

RF Mode	802.11a	Channel	CH 209：6995 MHz
Frequency Range	1 GHz ~ 40 GHz	Environmental Conditions	25°C, 60% RH
Tested By	Dolly Chung		

Conducted Unwanted Emissions								
No.	Frequency (MHz)	Emission Level (dBuV/m)	Limit (dBuV/m)	Margin (dB)	Raw Value Chain 0 (dBm)	Raw Value Chain 1 (dBm)	Correction Factor (dB)	EIRP Level (dBm)
1	5454.18	39.63 PK	74	-34.37	-68.91	-71.51	11.38	-55.63
2	5454.18	29.18 AV	54	-24.82	-82.45	-79.11	11.38	-66.08
3	7255.82	41.99 PK	74	-32.01	-68.5	-66.95	11.38	-53.27
4	7255.82	32.36 AV	54	-21.64	-77.81	-76.83	11.38	-62.9
5	21383.6	40.14 PK	74	-33.86	-68.88	-70.25	11.38	-55.12
6	21383.6	28.32 AV	54	-25.68	-82.98	-80.13	11.38	-66.94
7	23785.7	41.98 PK	74	-32.02	-66.95	-68.54	11.38	-53.28
8	23785.7	29.04 AV	54	-24.96	-82.93	-79.1	11.38	-66.22
9	39642.58	40.18 PK	74	-33.82	-68.94	-70.08	11.38	-55.08
10	39642.58	24.47 AV	54	-29.53	-86.39	-84.23	11.38	-70.79

Note: Margin value = Emission Level - Limit value

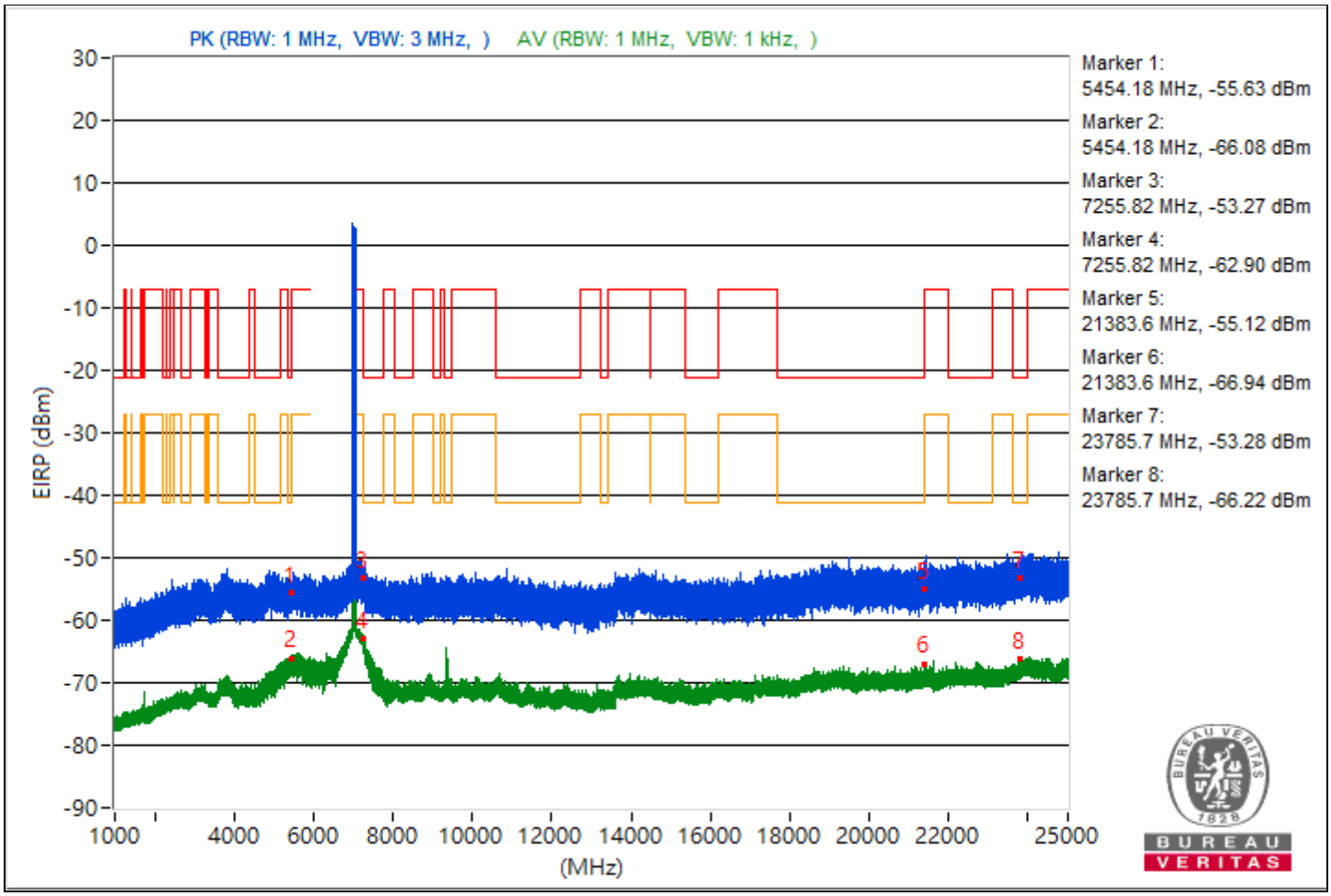

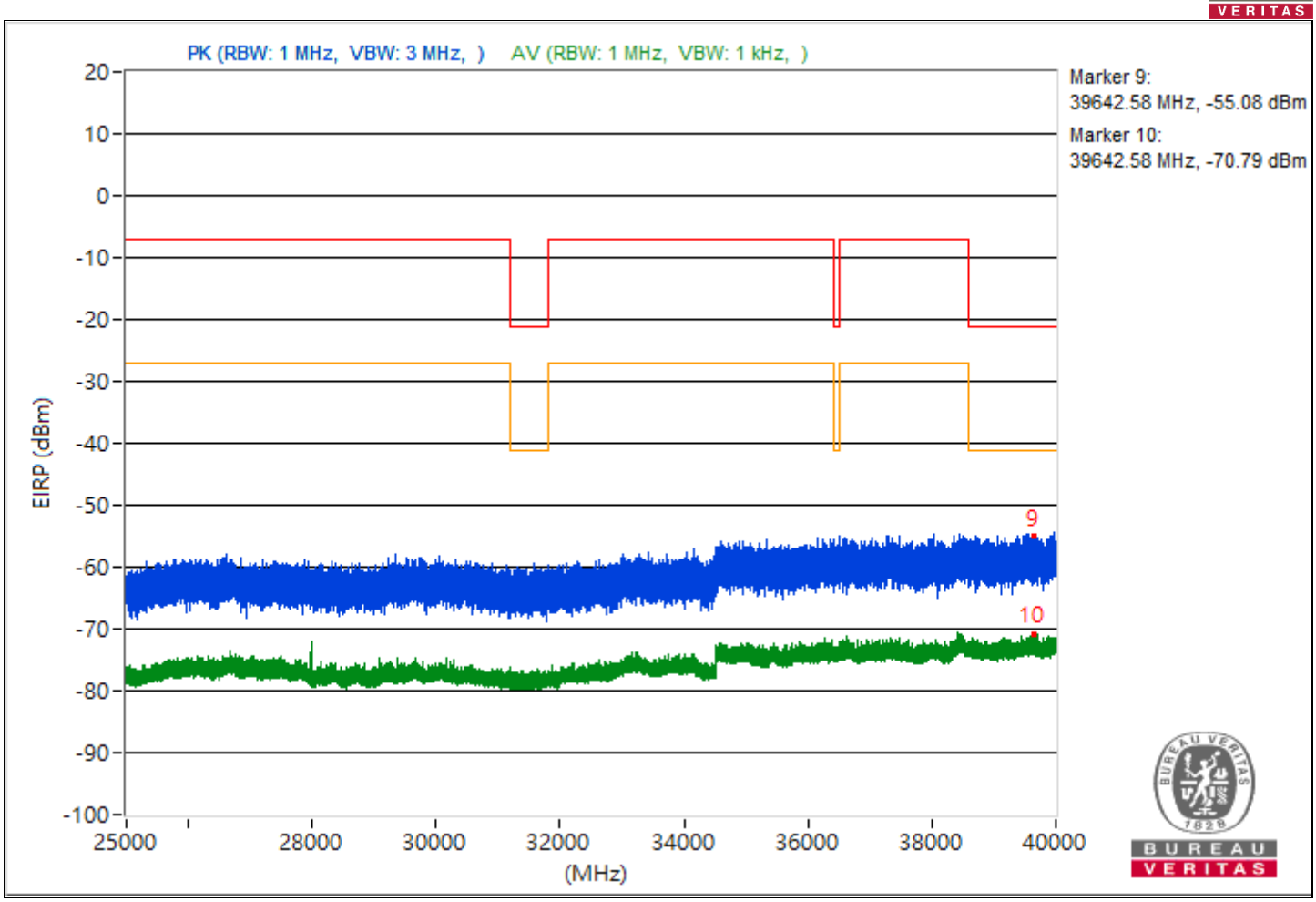
PK (RBW: 1 MHz, VBW: 3 MHz,)
AV (RBW: 1 MHz, VBW: 1 kHz,)
Marker 9:
39642.58 MHz, -55.08 dBm
Marker 10:
39642.58 MHz, -70.79 dBm
EIRP (dBm)
20
10
0
-10
-20
-30
-40
-50
-60
-70
-80
-90
-100
9
10
25000
28000
30000
32000
34000
36000
38000
40000
(MHz)

RF Mode	802.11a	Channel	CH 233：7115 MHz
Frequency Range	1 GHz ~ 40 GHz	Environmental Conditions	25°C, 60% RH
Tested By	Dolly Chung		

Conducted Unwanted Emissions								
No.	Frequency (MHz)	Emission Level (dBuV/m)	Limit (dBuV/m)	Margin (dB)	Raw Value Chain 0 (dBm)	Raw Value Chain 1 (dBm)	Correction Factor (dB)	EIRP Level (dBm)
1	5446.94	39.99 PK	74	-34.01	-68.75	-70.82	11.38	-55.27
2	5446.94	30.65 AV	54	-23.35	-79.41	-78.62	11.38	-64.61
3	7250.14	42.19 PK	74	-31.81	-67.94	-67.03	11.38	-53.07
4	7250.14	34.04 AV	54	-19.96	-76.09	-75.18	11.38	-61.22
5	19010.1	41.16 PK	74	-32.84	-67.42	-69.93	11.38	-54.1
6	19010.1	27.92 AV	54	-26.08	-80.29	-83.9	11.38	-67.34
7	23934.8	41.91 PK	74	-32.09	-68.52	-67.09	11.38	-53.35
8	23934.8	29.52 AV	54	-24.48	-78.87	-81.93	11.38	-65.74
9	39603.11	35.86 PK	74	-38.14	-75	-72.84	11.38	-59.4
10	39603.11	24.13 AV	54	-29.87	-84.17	-87.48	11.38	-71.13

Note: Margin value = Emission Level - Limit value

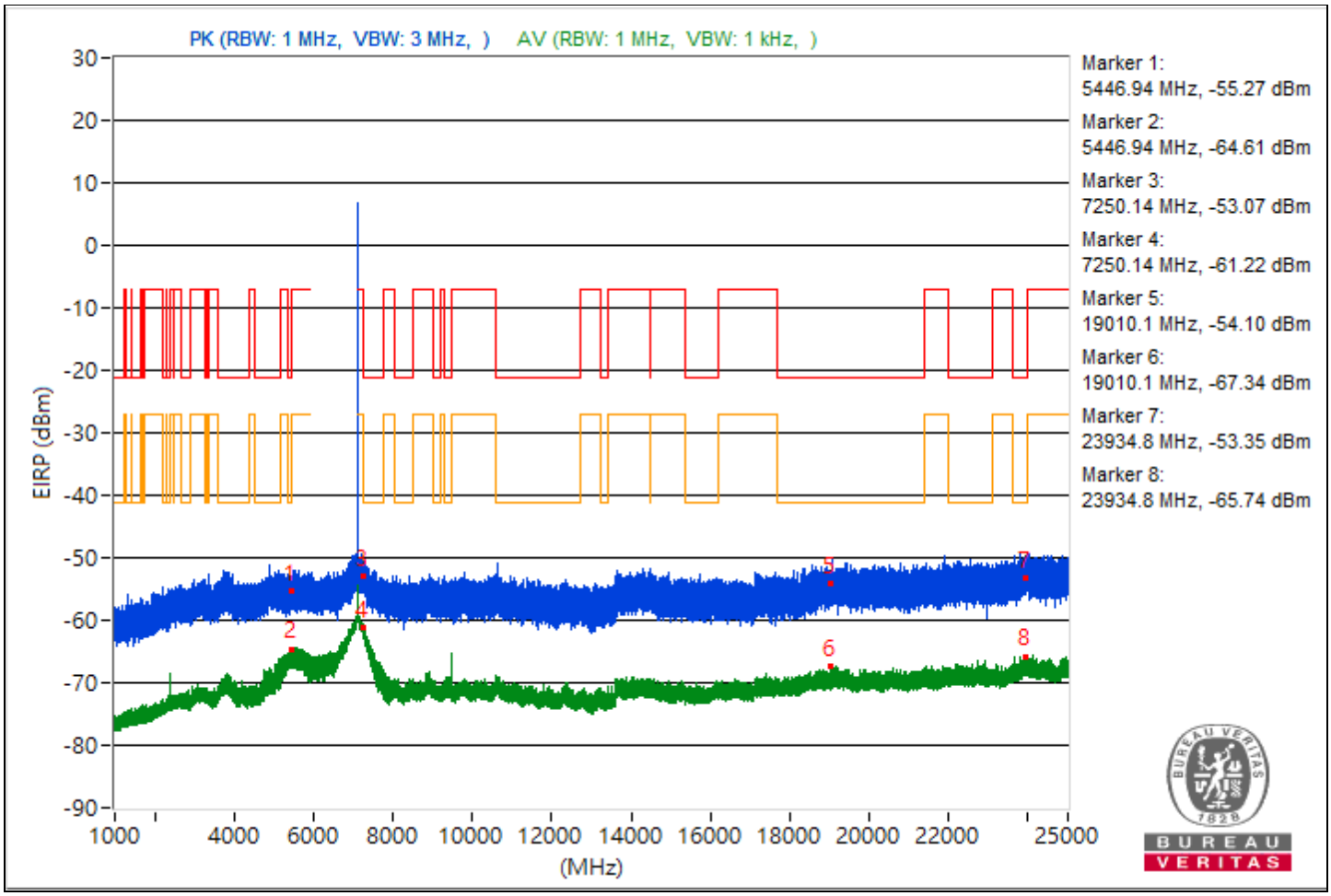

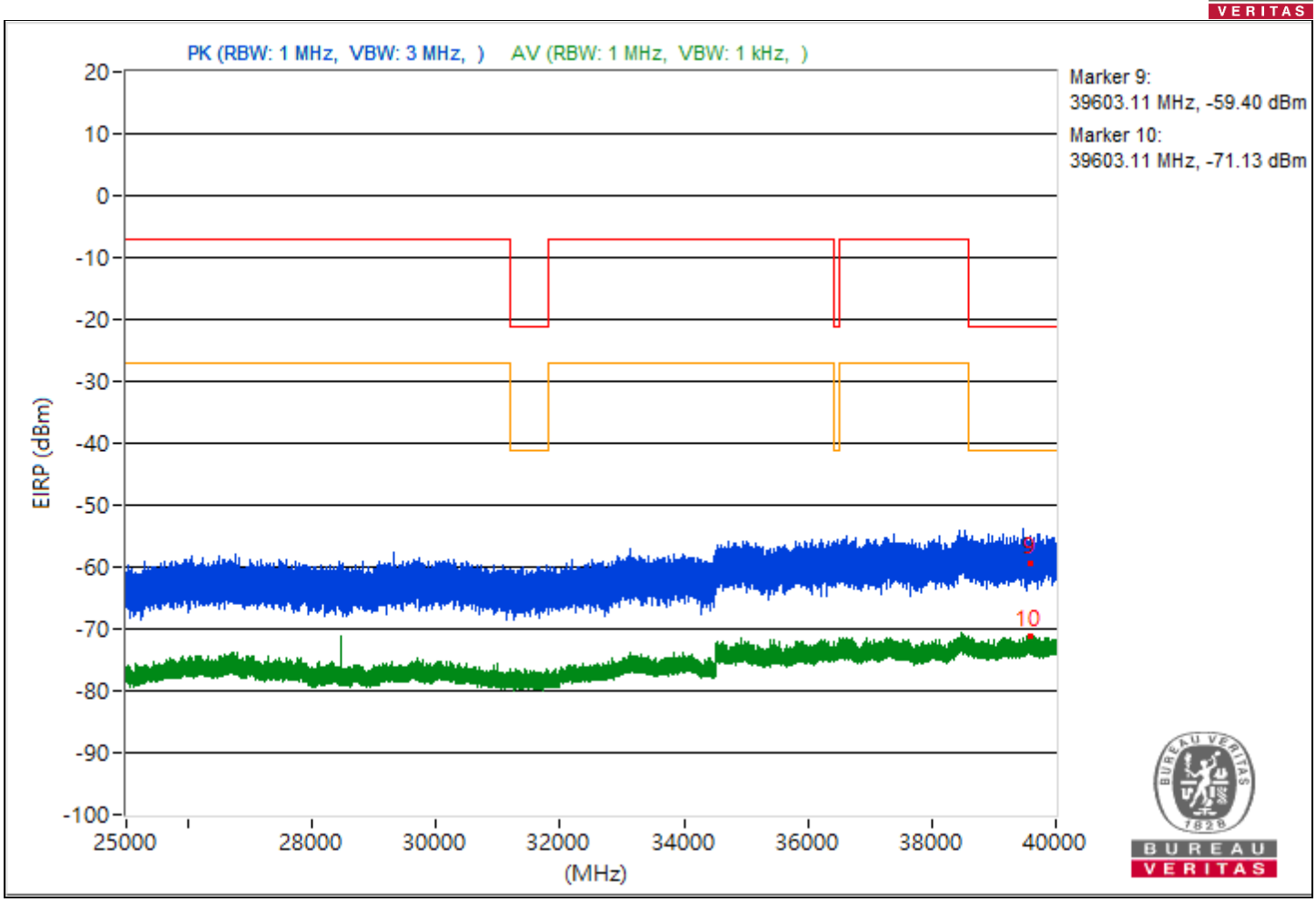
PK (RBW: 1 MHz, VBW: 3 MHz,)
AV (RBW: 1 MHz, VBW: 1 kHz,)
Marker 9:
39603.11 MHz, -59.40 dBm
Marker 10:
39603.11 MHz, -71.13 dBm
EIRP (dBm)
20
10
0
-10
-20
-30
-40
-50
-60
-70
-80
-90
-100
25000
28000
30000
32000
34000
36000
38000
40000
(MHz)
9
10

2S2T

RF Mode	802.11be (EHT20)	Channel	CH 1：5955 MHz
Frequency Range	1 GHz ~ 40 GHz	Environmental Conditions	25°C, 60% RH
Tested By	Dolly Chung		

Conducted Unwanted Emissions								
No.	Frequency (MHz)	Emission Level (dBuV/m)	Limit (dBuV/m)	Margin (dB)	Raw Value Chain 0 (dBm)	Raw Value Chain 1 (dBm)	Correction Factor (dB)	EIRP Level (dBm)
1	5448.03	38.66 PK	74	-35.34	-71.48	-66.07	8.37	-56.6
2	5448.03	28.33 AV	54	-25.67	-77.63	-79.12	8.37	-66.93
3	#7940.03	44.61 PK	88.26	-43.65	-59.41	-69.61	8.37	-50.65
4	#7940.03	42.39 AV	68.26	-25.87	-61.34	-77.87	8.37	-52.87
5	19165.2	38.39 PK	74	-35.61	-67.72	-68.86	8.37	-56.87
6	19165.2	26.14 AV	54	-27.86	-82.79	-79.01	8.37	-69.12
7	23902.8	41.06 PK	74	-32.94	-65.62	-65.54	8.37	-54.2
8	23902.8	28.11 AV	54	-25.89	-80.22	-77.32	8.37	-67.15
9	39699.56	33.27 PK	74	-40.73	-72.75	-74.09	8.37	-61.99
10	39699.56	23.19 AV	54	-30.81	-81.85	-86	8.37	-72.07

Notes:

1. Margin value = Emission Level - Limit value
2. " # ": The radiated frequency is out of the restricted band.

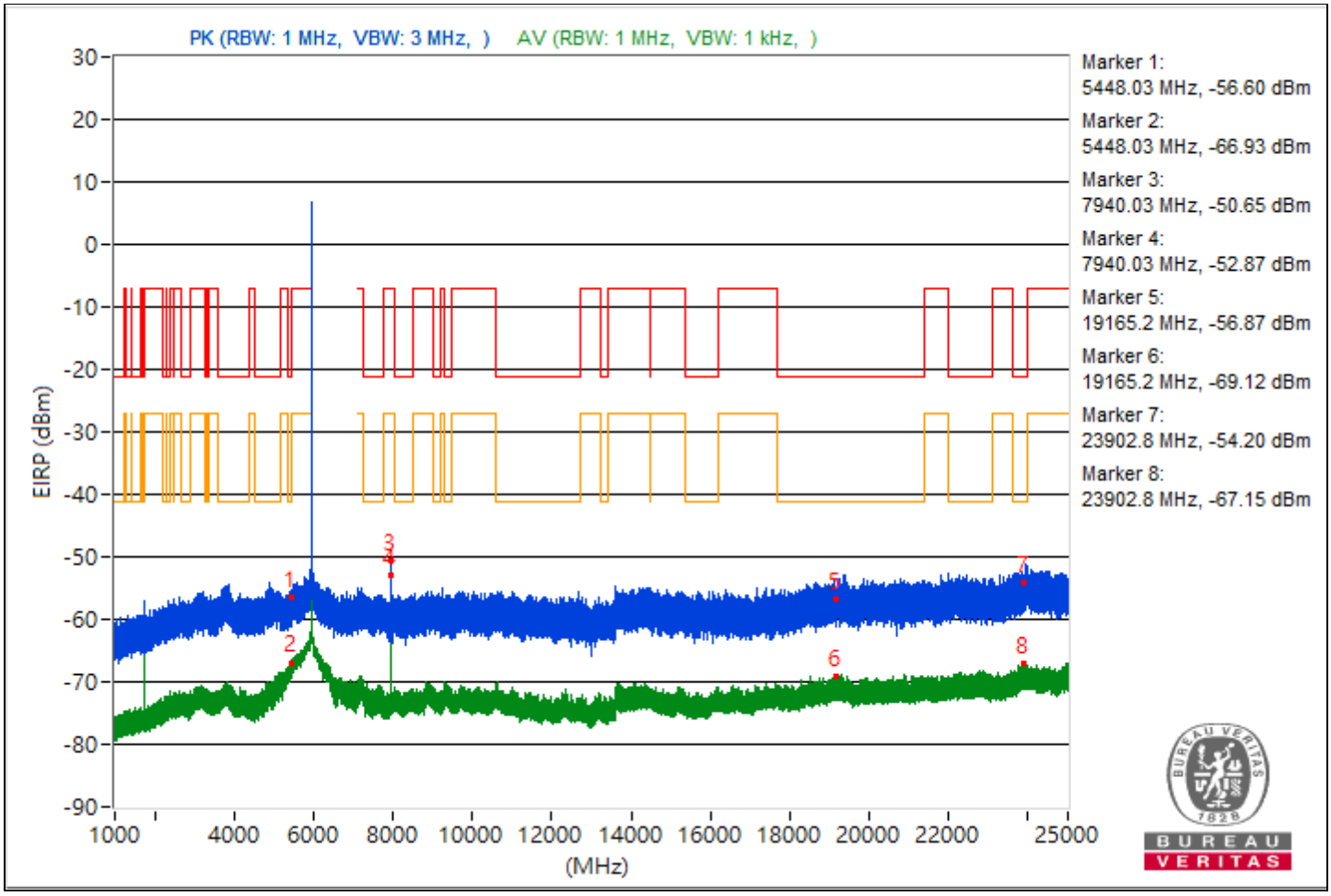

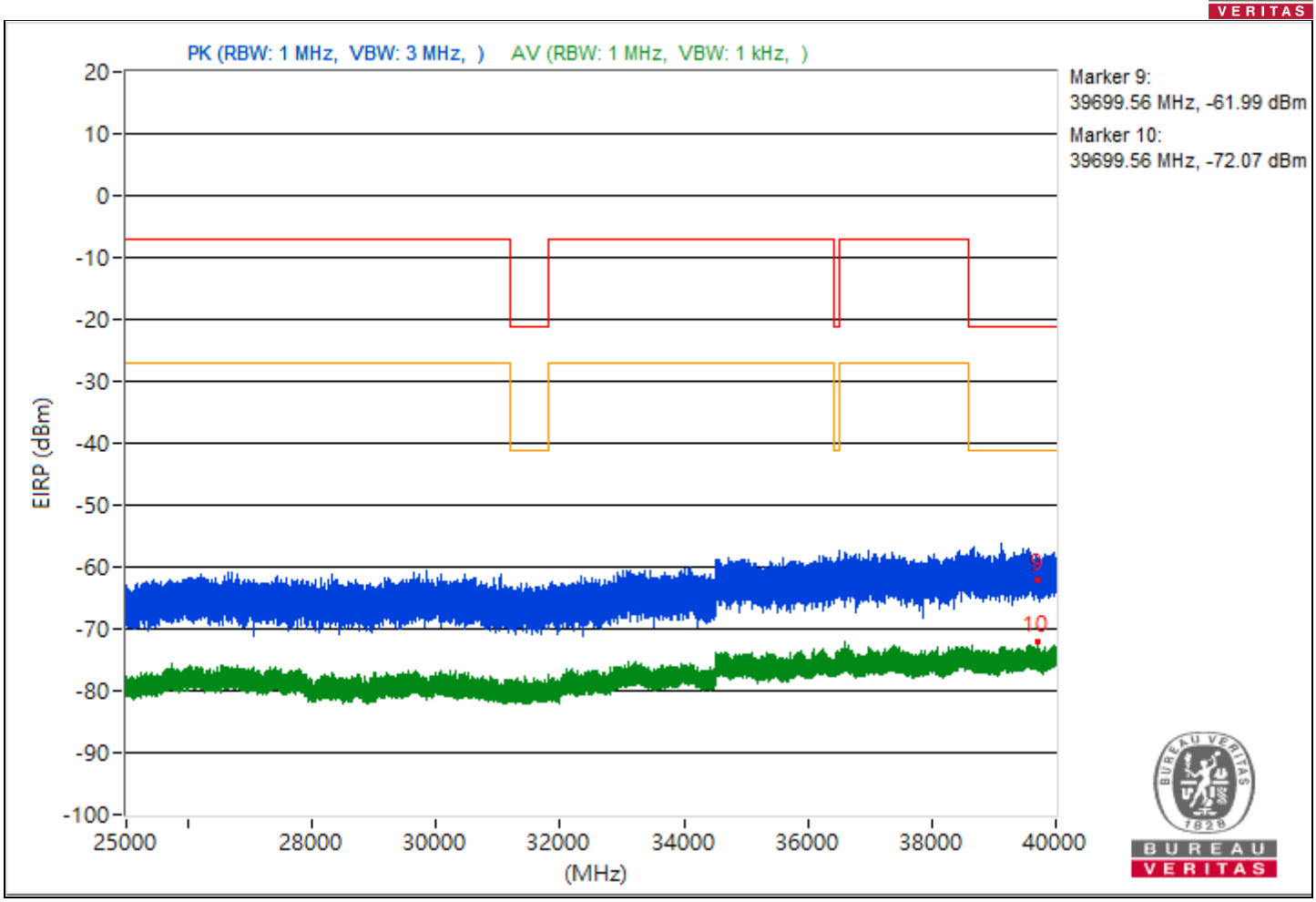
PK (RBW: 1 MHz, VBW: 3 MHz,)
AV (RBW: 1 MHz, VBW: 1 kHz,)
Marker 9:
39699.56 MHz, -61.99 dBm
Marker 10:
39699.56 MHz, -72.07 dBm
EIRP (dBm)
20
10
0
-10
-20
-30
-40
-50
-60
-70
-80
-90
-100
25000
28000
30000
32000
34000
36000
38000
40000
(MHz)
9
10

RF Mode	802.11be (EHT20)	Channel	CH 45：6175 MHz
Frequency Range	1 GHz ~ 40 GHz	Environmental Conditions	25°C, 60% RH
Tested By	Dolly Chung		

Conducted Unwanted Emissions								
No.	Frequency (MHz)	Emission Level (dBuV/m)	Limit (dBuV/m)	Margin (dB)	Raw Value Chain 0 (dBm)	Raw Value Chain 1 (dBm)	Correction Factor (dB)	EIRP Level (dBm)
1	5455.89	37.73 PK	74	-36.27	-68.4	-69.49	8.37	-57.53
2	5455.89	28.05 AV	54	-25.95	-78.27	-78.95	8.37	-67.21
3	8233.33	42.74 PK	74	-31.26	-61.55	-69.42	8.37	-52.52
4	8233.33	40.07 AV	54	-13.93	-63.79	-76.58	8.37	-55.19
5	20119.5	38.44 PK	74	-35.56	-67.62	-68.87	8.37	-56.82
6	20119.5	26.15 AV	54	-27.85	-82.92	-78.94	8.37	-69.11
7	23749.1	39.76 PK	74	-34.24	-68.09	-65.94	8.37	-55.5
8	23749.1	27.72 AV	54	-26.28	-77.47	-81.12	8.37	-67.54
9	39559.38	34.4 PK	74	-39.6	-70.91	-74.17	8.37	-60.86
10	39559.38	22.65 AV	54	-31.35	-82.91	-85.42	8.37	-72.61

Note: Margin value = Emission Level - Limit value

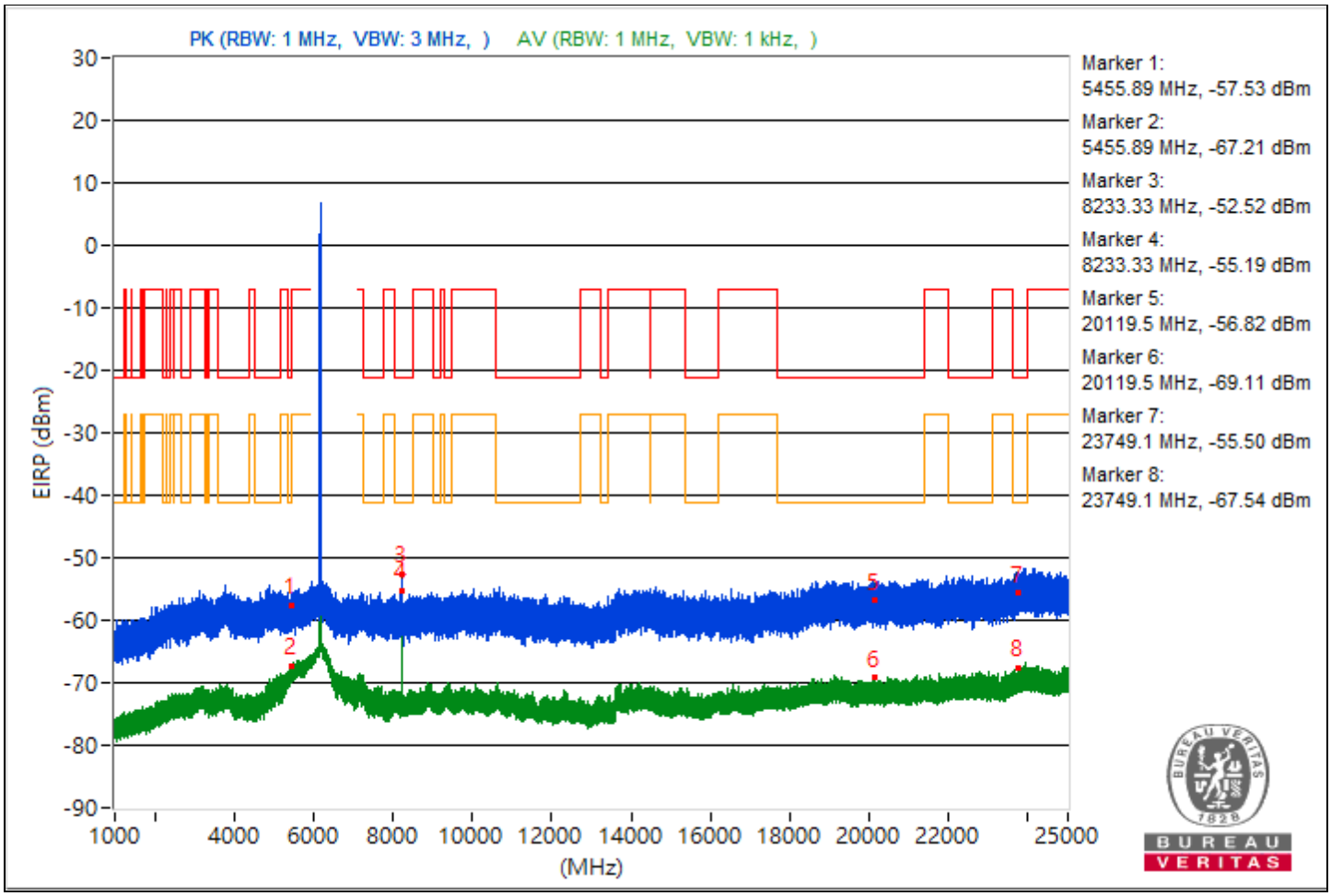

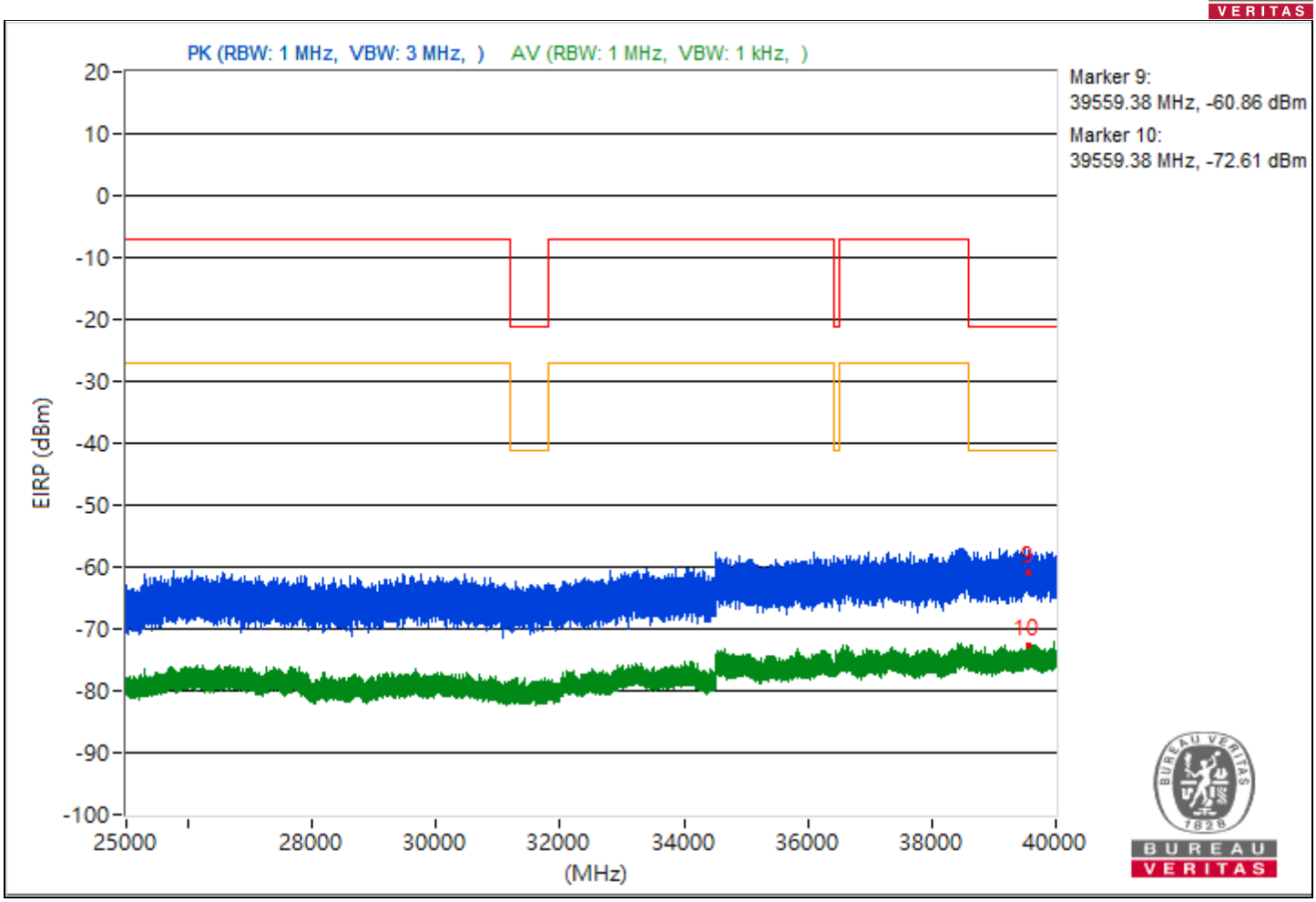
PK (RBW: 1 MHz, VBW: 3 MHz,)
AV (RBW: 1 MHz, VBW: 1 kHz,)
Marker 9:
39559.38 MHz, -60.86 dBm
Marker 10:
39559.38 MHz, -72.61 dBm
EIRP (dBm)
20
10
0
-10
-20
-30
-40
-50
-60
-70
-80
-90
-100
25000
28000
30000
32000
34000
36000
38000
40000
(MHz)
9
10

RF Mode	802.11be (EHT20)	Channel	CH 93：6415 MHz
Frequency Range	1 GHz ~ 40 GHz	Environmental Conditions	25°C, 60% RH
Tested By	Dolly Chung		

Conducted Unwanted Emissions								
No.	Frequency (MHz)	Emission Level (dBuV/m)	Limit (dBuV/m)	Margin (dB)	Raw Value Chain 0 (dBm)	Raw Value Chain 1 (dBm)	Correction Factor (dB)	EIRP Level (dBm)
1	5411.17	35.7 PK	74	-38.3	-71.73	-70.28	8.37	-59.56
2	5411.17	27.03 AV	54	-26.97	-78.67	-80.81	8.37	-68.23
3	7347.91	35.79 PK	74	-38.21	-71.55	-70.25	8.37	-59.47
4	7347.91	25.6 AV	54	-28.4	-80.13	-82.19	8.37	-69.66
5	21075.9	38.54 PK	74	-35.46	-68.83	-67.48	8.37	-56.72
6	21075.9	26.12 AV	54	-27.88	-78.65	-83.88	8.37	-69.14
7	23747.3	39.21 PK	74	-34.79	-66.25	-69.05	8.37	-56.05
8	23747.3	27.91 AV	54	-26.09	-79.74	-77.91	8.37	-67.35
9	39673.6	34.9 PK	74	-39.1	-72.54	-71.06	8.37	-60.36
10	39673.6	22.76 AV	54	-31.24	-83.02	-84.95	8.37	-72.5

Note: Margin value = Emission Level - Limit value

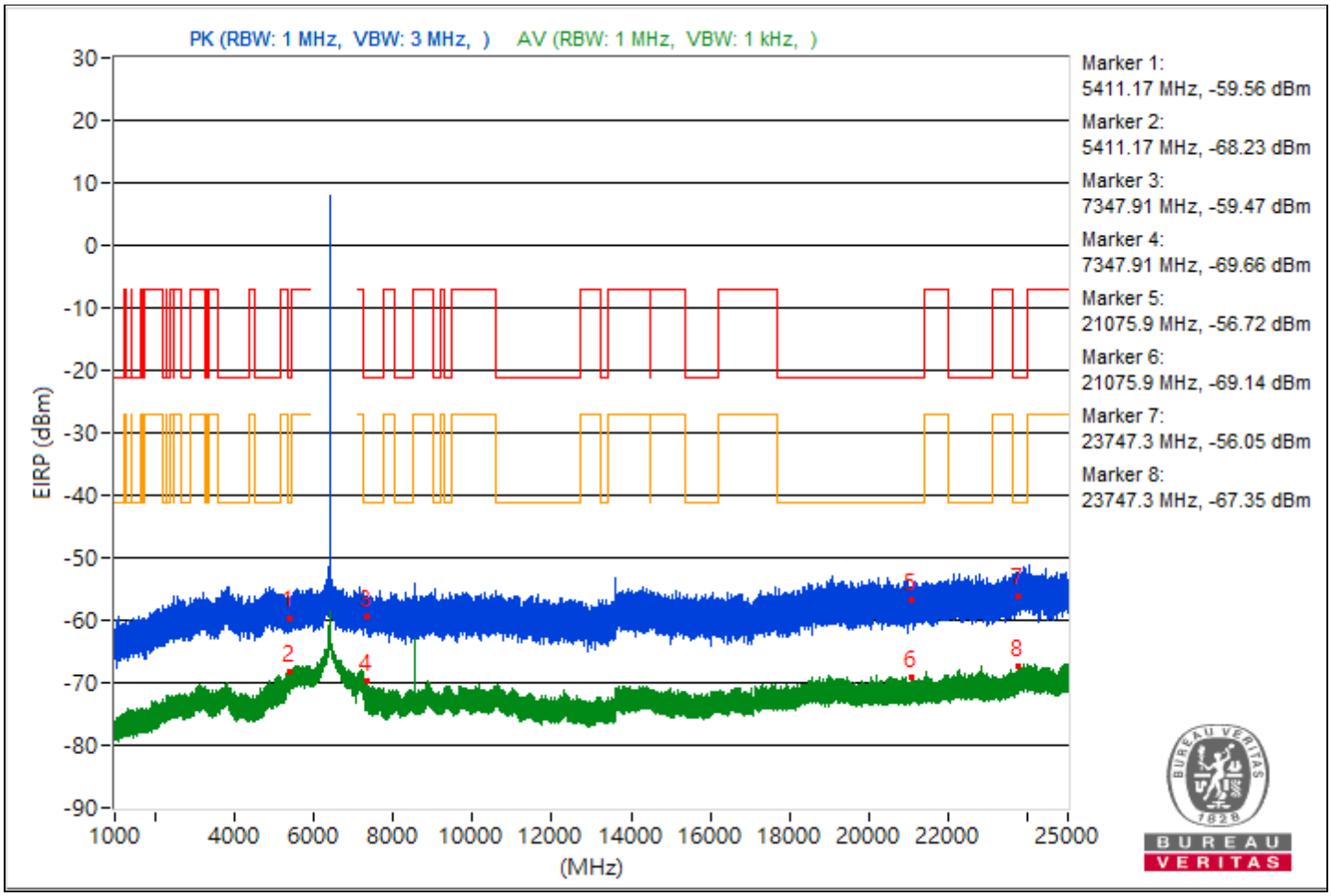

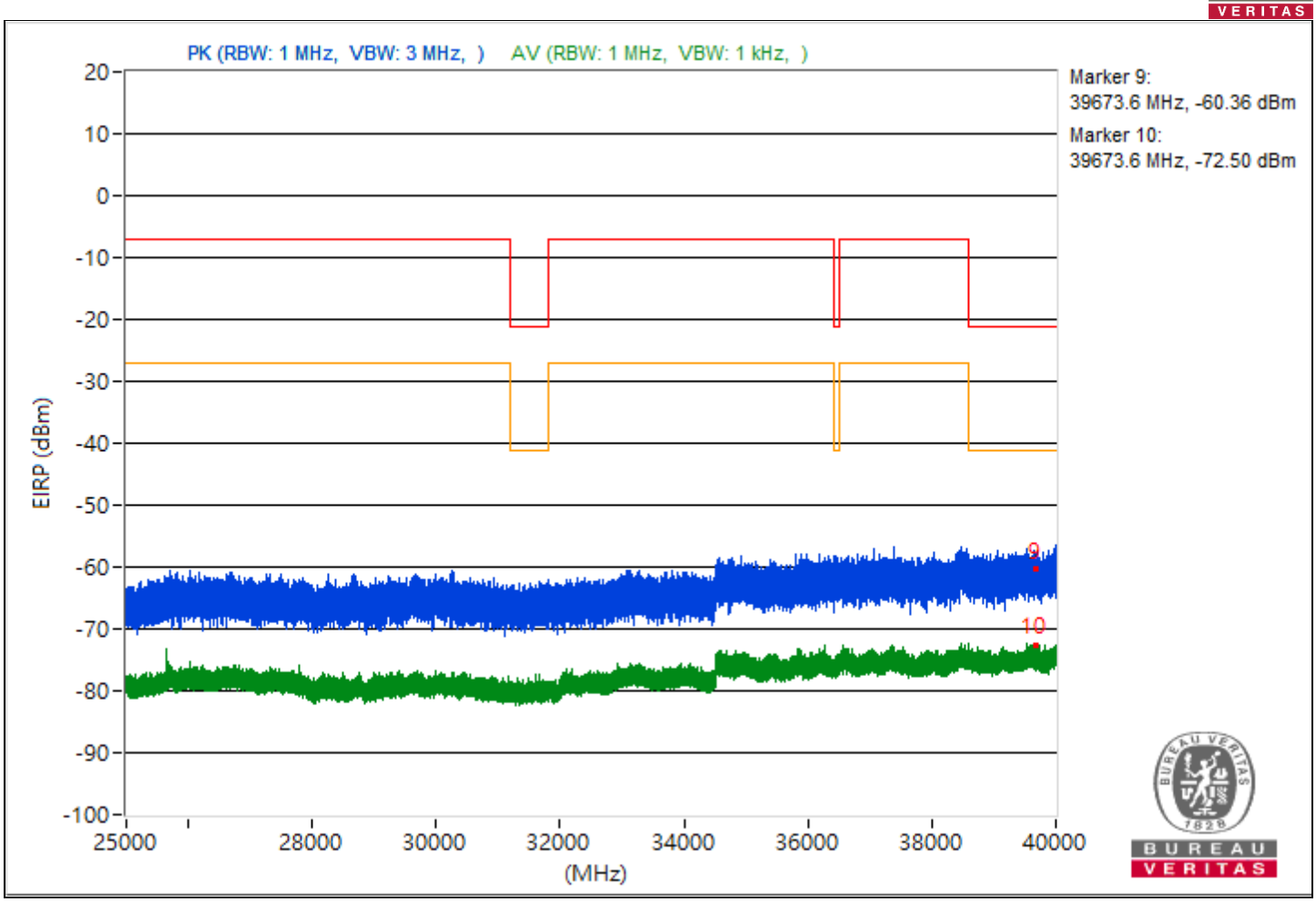
PK (RBW: 1 MHz, VBW: 3 MHz,)
AV (RBW: 1 MHz, VBW: 1 kHz,)
Marker 9:
39673.6 MHz, -60.36 dBm
Marker 10:
39673.6 MHz, -72.50 dBm
EIRP (dBm)
20
10
0
-10
-20
-30
-40
-50
-60
-70
-80
-90
-100
25000
28000
30000
32000
34000
36000
38000
40000
(MHz)
9
10

RF Mode	802.11be (EHT20)	Channel	CH 97：6435 MHz
Frequency Range	1 GHz ~ 40 GHz	Environmental Conditions	25°C, 60% RH
Tested By	Dolly Chung		

Conducted Unwanted Emissions								
No.	Frequency (MHz)	Emission Level (dBuV/m)	Limit (dBuV/m)	Margin (dB)	Raw Value Chain 0 (dBm)	Raw Value Chain 1 (dBm)	Correction Factor (dB)	EIRP Level (dBm)
1	5453.48	36.51 PK	74	-37.49	-71.9	-68.88	8.37	-58.75
2	5453.48	28.62 AV	54	-25.38	-80.96	-76.28	8.37	-66.64
3	7256.76	35.27 PK	74	-38.73	-72.09	-70.76	8.37	-59.99
4	7256.76	28.57 AV	54	-25.43	-78.97	-77.32	8.37	-66.69
5	21194.2	37.79 PK	74	-36.21	-68.1	-69.75	8.37	-57.47
6	21194.2	26.11 AV	54	-27.89	-82.7	-79.1	8.37	-69.15
7	23937.3	38.63 PK	74	-35.37	-67.15	-69.08	8.37	-56.63
8	23937.3	27.7 AV	54	-26.3	-81.23	-77.45	8.37	-67.56
9	39972.62	34.58 PK	74	-39.42	-73.33	-71.07	8.37	-60.68
10	39972.62	22.65 AV	54	-31.35	-82.45	-86.4	8.37	-72.61

Note: Margin value = Emission Level - Limit value

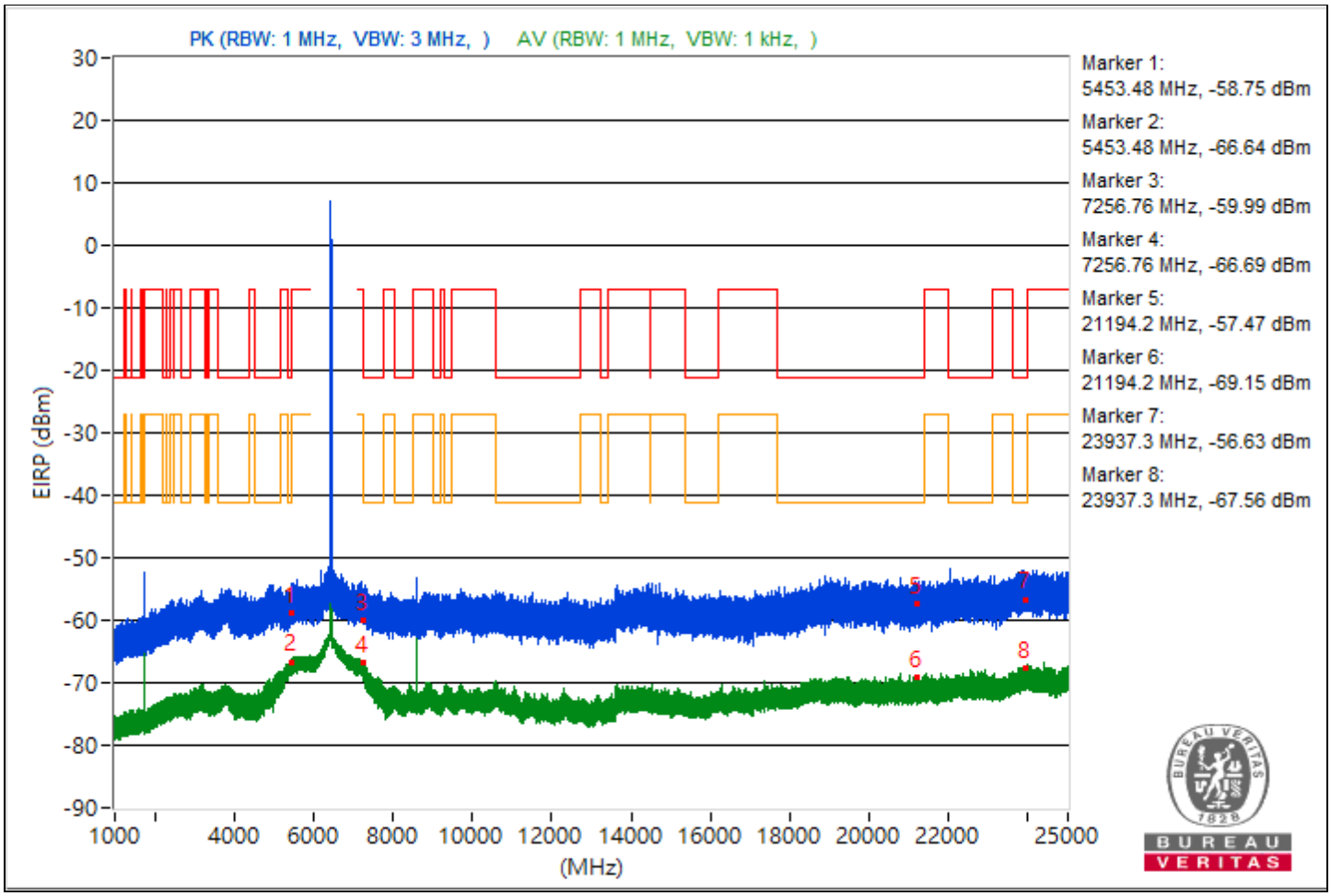

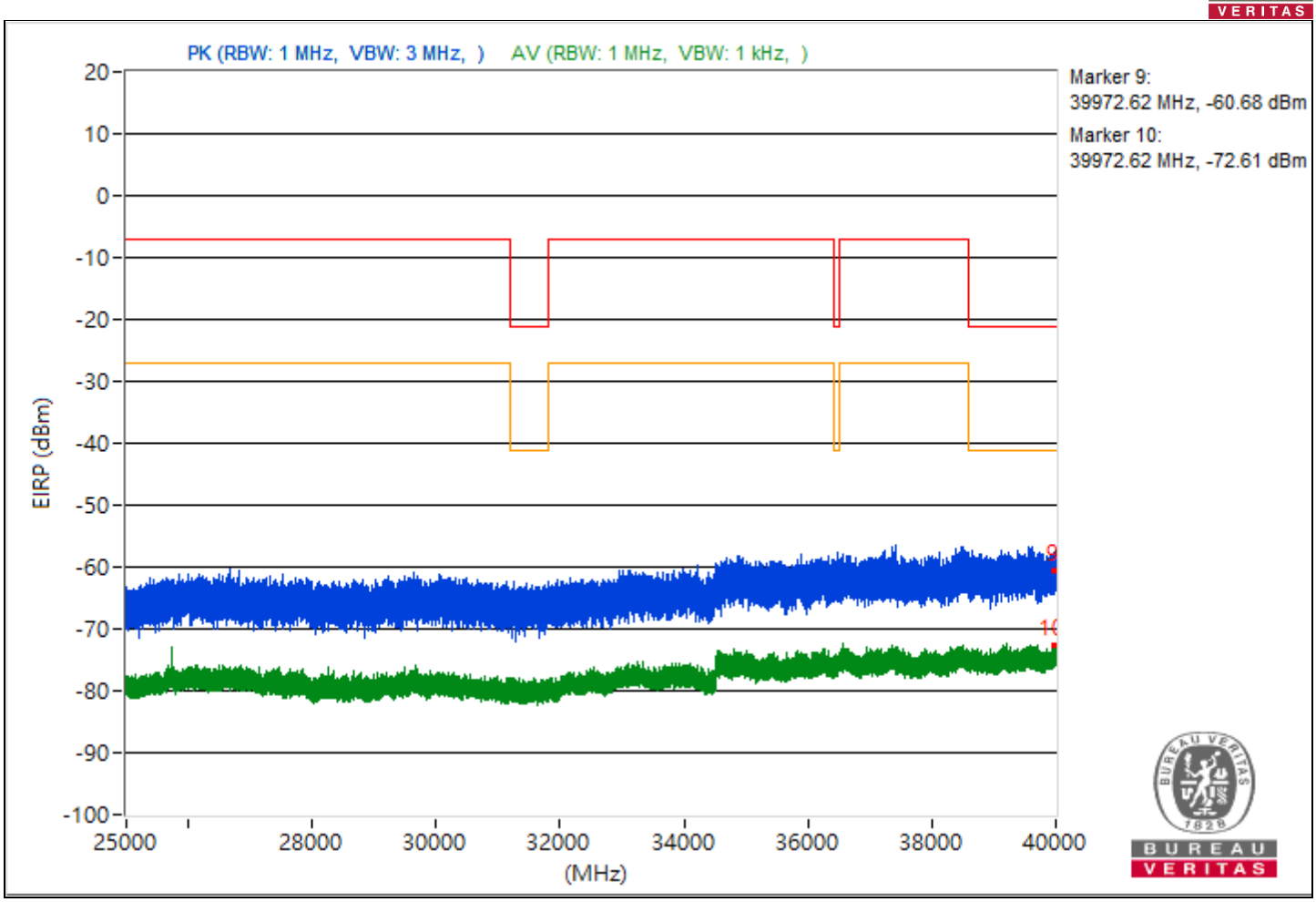
PK (RBW: 1 MHz, VBW: 3 MHz,)
AV (RBW: 1 MHz, VBW: 1 kHz,)
Marker 9:
39972.62 MHz, -60.68 dBm
Marker 10:
39972.62 MHz, -72.61 dBm
EIRP (dBm)
20
10
0
-10
-20
-30
-40
-50
-60
-70
-80
-90
-100
25000
28000
30000
32000
34000
36000
38000
40000
(MHz)

RF Mode	802.11be (EHT20)	Channel	CH 105：6475 MHz
Frequency Range	1 GHz ~ 40 GHz	Environmental Conditions	25°C, 60% RH
Tested By	Dolly Chung		

Conducted Unwanted Emissions								
No.	Frequency (MHz)	Emission Level (dBuV/m)	Limit (dBuV/m)	Margin (dB)	Raw Value Chain 0 (dBm)	Raw Value Chain 1 (dBm)	Correction Factor (dB)	EIRP Level (dBm)
1	5459.93	37.15 PK	74	-36.85	-70.33	-68.79	8.37	-58.11
2	5459.93	29.53 AV	54	-24.47	-77.81	-76.51	8.37	-65.73
3	7267.18	39.22 PK	74	-34.78	-71.79	-65.29	8.37	-56.04
4	7267.18	29.6 AV	54	-24.4	-77.68	-76.48	8.37	-65.66
5	21322.1	38.74 PK	74	-35.26	-70.58	-66.25	8.37	-56.52
6	21322.1	26.18 AV	54	-27.82	-79.06	-82.54	8.37	-69.08
7	23988.1	38.3 PK	74	-35.7	-67.02	-70.25	8.37	-56.96
8	23988.1	27.95 AV	54	-26.05	-80.91	-77.23	8.37	-67.31
9	39658.93	32.7 PK	74	-41.3	-74.53	-73.43	8.37	-62.56
10	39658.93	22.25 AV	54	-31.75	-82.73	-87.12	8.37	-73.01

Note: Margin value = Emission Level - Limit value

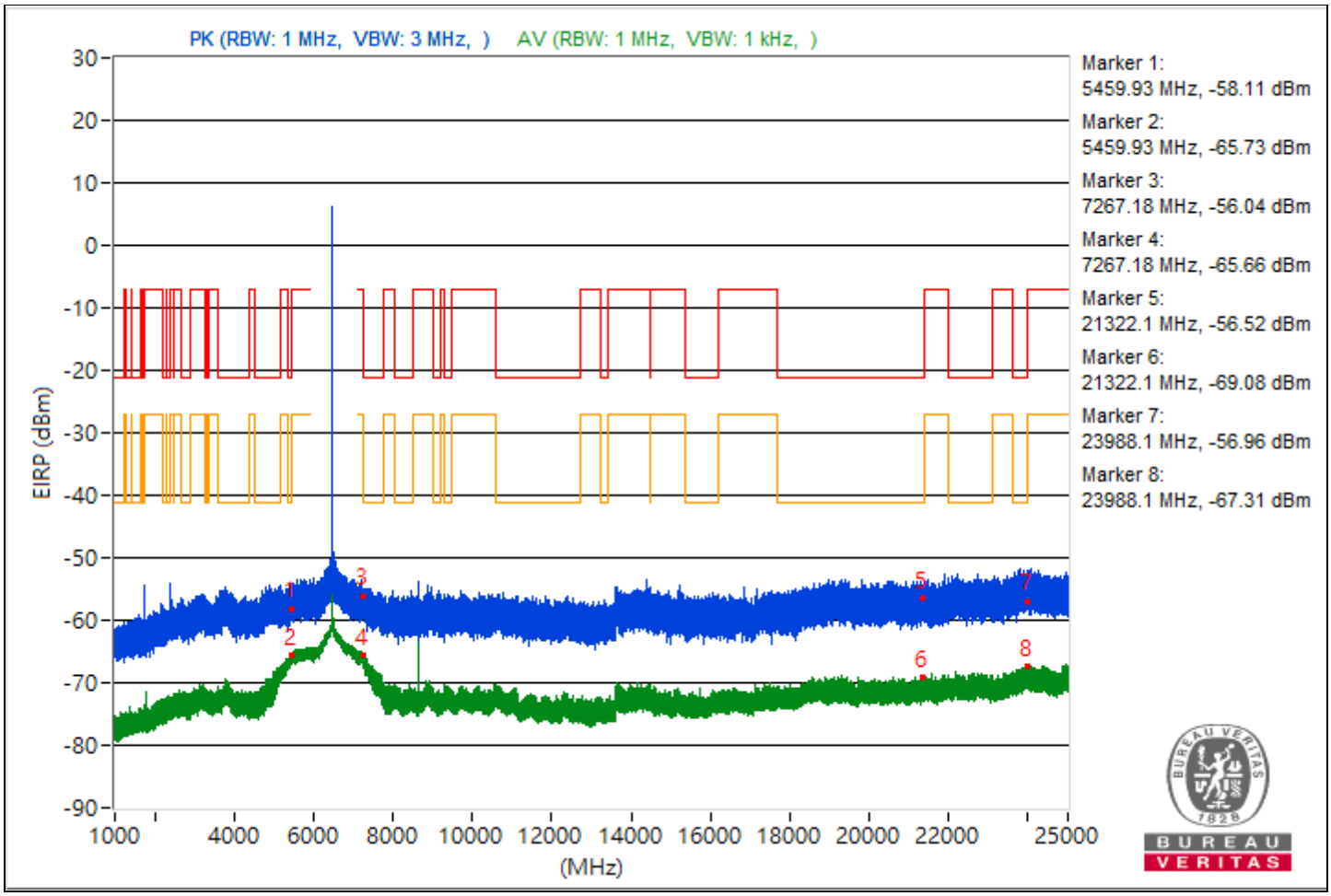

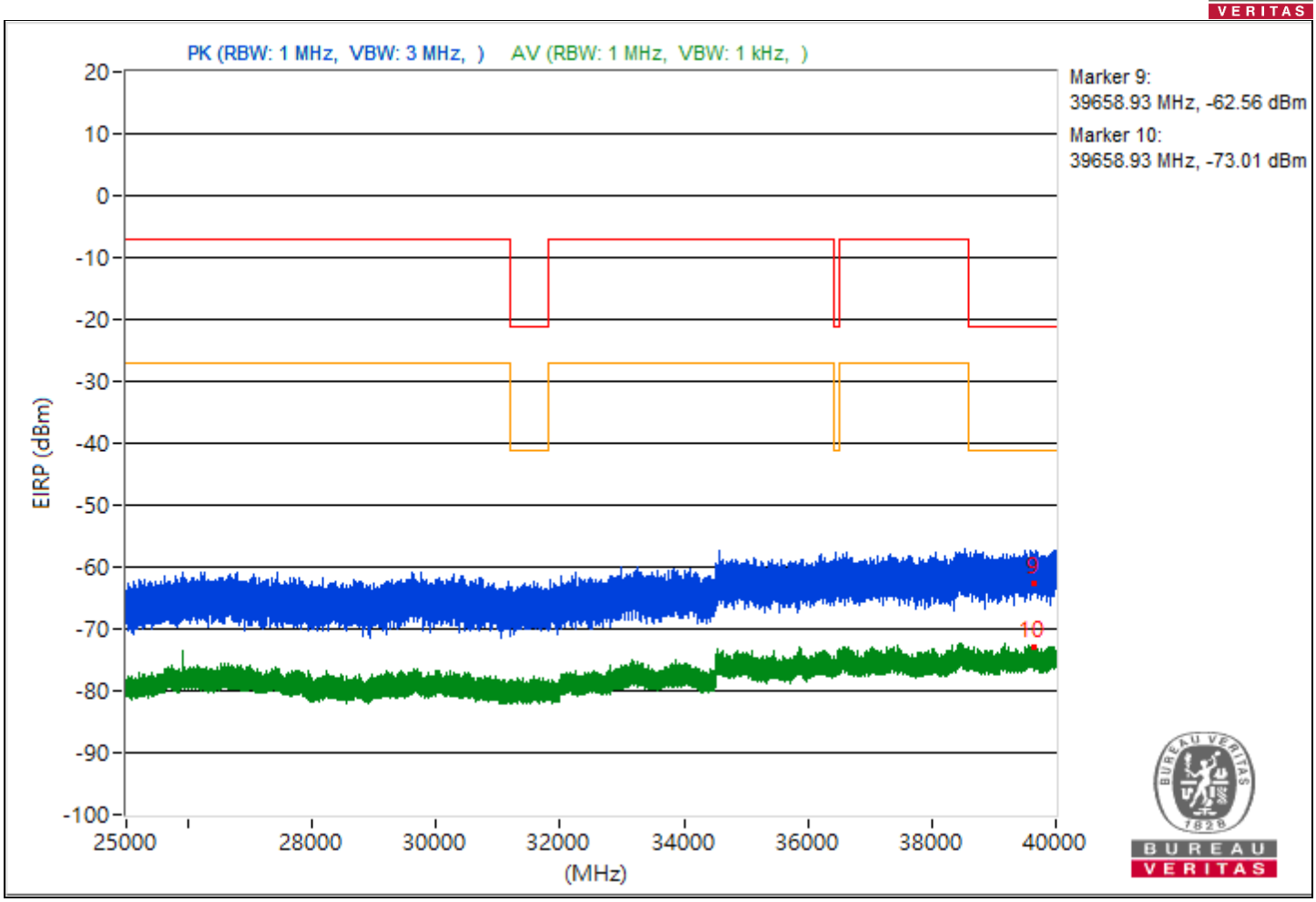
PK (RBW: 1 MHz, VBW: 3 MHz,)
AV (RBW: 1 MHz, VBW: 1 kHz,)
Marker 9:
39658.93 MHz, -62.56 dBm
Marker 10:
39658.93 MHz, -73.01 dBm
EIRP (dBm)
20
10
0
-10
-20
-30
-40
-50
-60
-70
-80
-90
-100
25000
28000
30000
32000
34000
36000
38000
40000
(MHz)
9
10

RF Mode	802.11be (EHT20)	Channel	CH 113：6515 MHz
Frequency Range	1 GHz ~ 40 GHz	Environmental Conditions	25°C, 60% RH
Tested By	Dolly Chung		

Conducted Unwanted Emissions								
No.	Frequency (MHz)	Emission Level (dBuV/m)	Limit (dBuV/m)	Margin (dB)	Raw Value Chain 0 (dBm)	Raw Value Chain 1 (dBm)	Correction Factor (dB)	EIRP Level (dBm)
1	5447.41	37.78 PK	74	-36.22	-68.3	-69.5	8.37	-57.48
2	5447.41	30.36 AV	54	-23.64	-75.81	-76.81	8.37	-64.9
3	7266.01	39.4 PK	74	-34.6	-65.56	-70.01	8.37	-55.86
4	7266.01	30.46 AV	54	-23.54	-76.74	-75.7	8.37	-64.8
5	19389.2	38.51 PK	74	-35.49	-68.32	-67.96	8.37	-56.75
6	19389.2	26.33 AV	54	-27.67	-83.11	-78.62	8.37	-68.93
7	23928	40.88 PK	74	-33.12	-66.46	-65.16	8.37	-54.38
8	23928	28.14 AV	54	-25.86	-77.01	-80.78	8.37	-67.12
9	39994.76	33.88 PK	74	-40.12	-72.19	-73.42	8.37	-61.38
10	39994.76	23.16 AV	54	-30.84	-83.02	-84	8.37	-72.1

Note: Margin value = Emission Level - Limit value

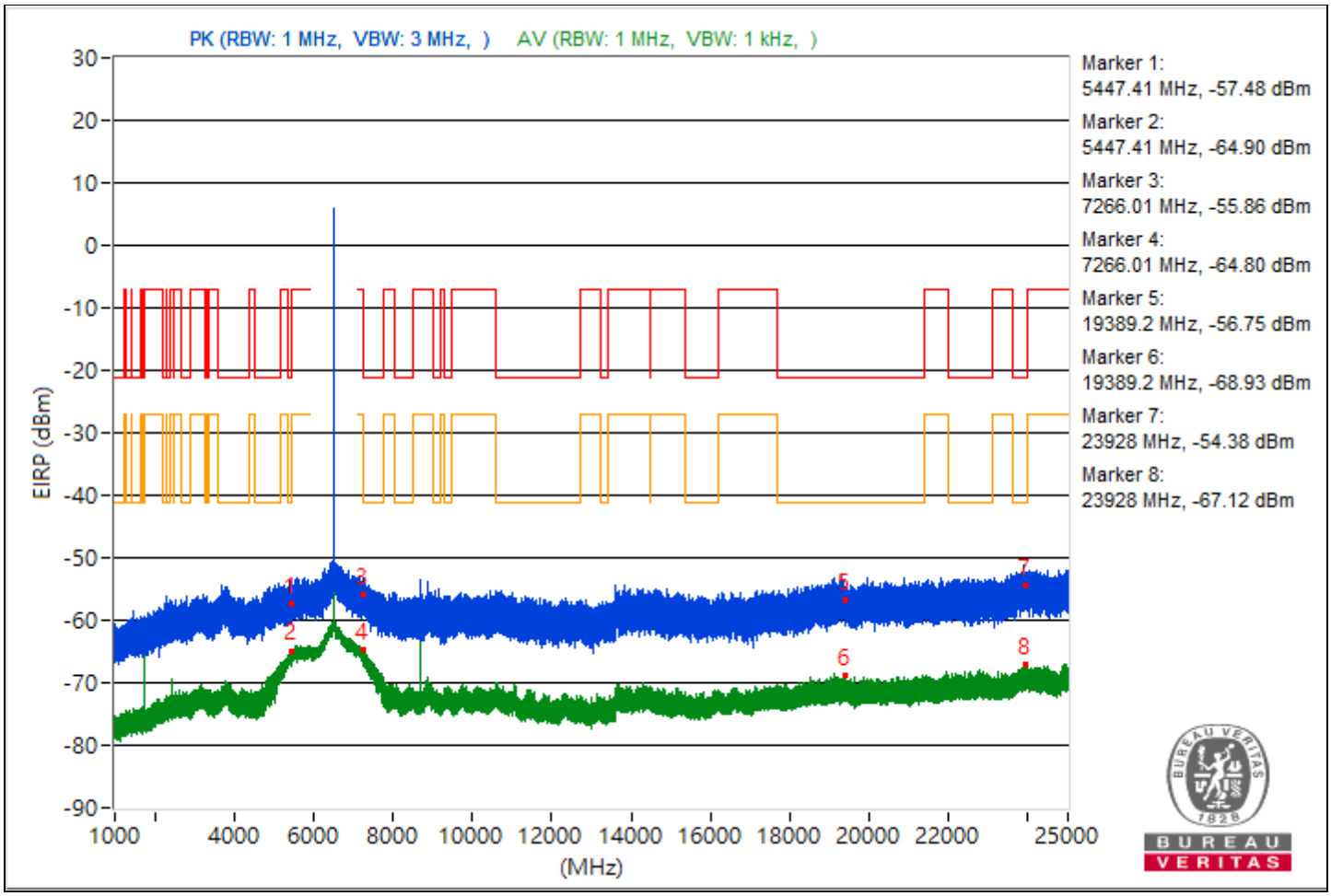

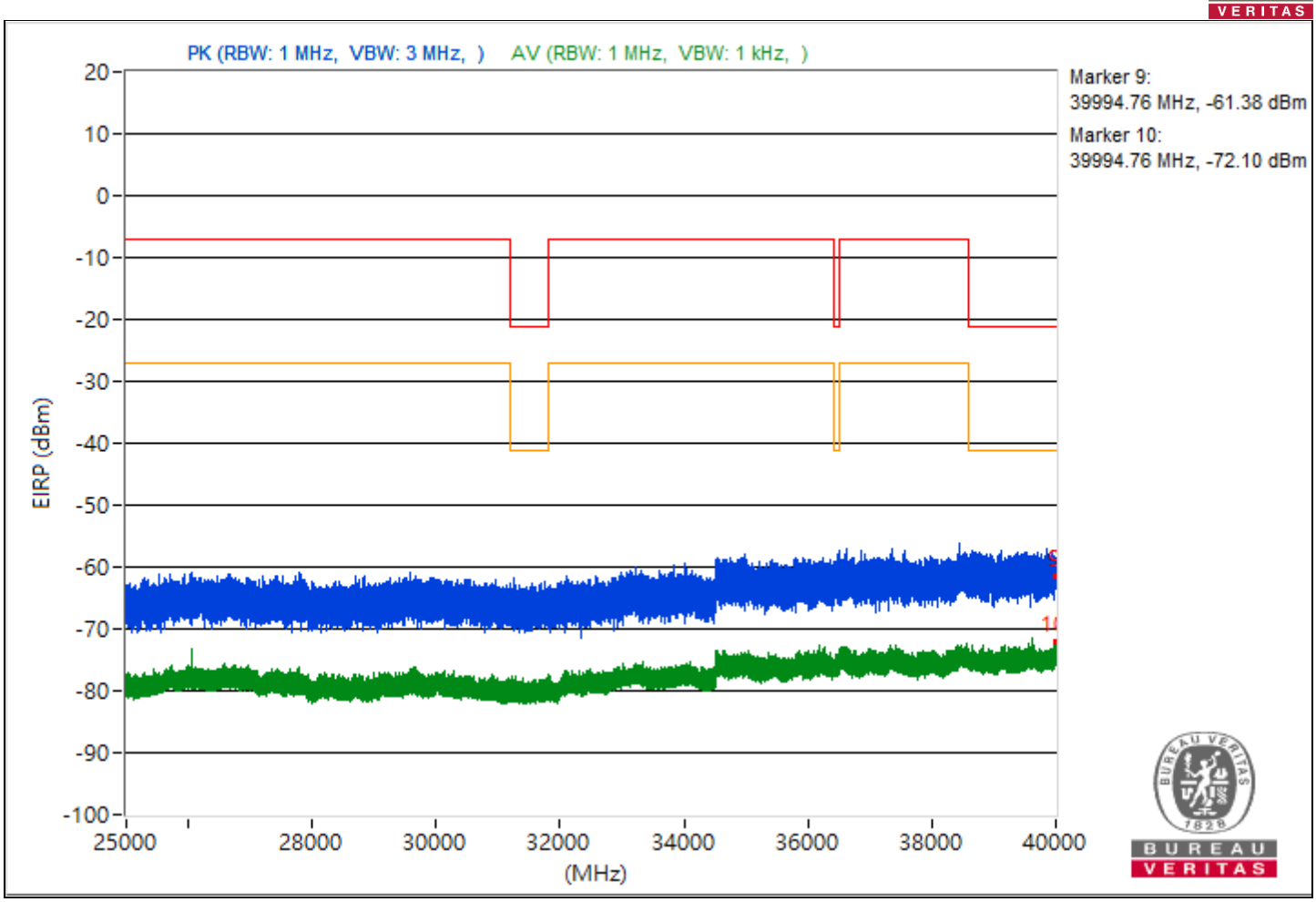
PK (RBW: 1 MHz, VBW: 3 MHz,)
AV (RBW: 1 MHz, VBW: 1 kHz,)
Marker 9:
39994.76 MHz, -61.38 dBm
Marker 10:
39994.76 MHz, -72.10 dBm
EIRP (dBm)
20
10
0
-10
-20
-30
-40
-50
-60
-70
-80
-90
-100
25000
28000
30000
32000
34000
36000
38000
40000
(MHz)

RF Mode	802.11be (EHT20)	Channel	CH 117：6535 MHz
Frequency Range	1 GHz ~ 40 GHz	Environmental Conditions	25°C, 60% RH
Tested By	Dolly Chung		

Conducted Unwanted Emissions								
No.	Frequency (MHz)	Emission Level (dBuV/m)	Limit (dBuV/m)	Margin (dB)	Raw Value Chain 0 (dBm)	Raw Value Chain 1 (dBm)	Correction Factor (dB)	EIRP Level (dBm)
1	5451.53	37.99 PK	74	-36.01	-69.66	-67.83	8.37	-57.27
2	5451.53	30.12 AV	54	-23.88	-75.99	-77.11	8.37	-65.14
3	7252.01	38.48 PK	74	-35.52	-68.59	-67.78	8.37	-56.78
4	7252.01	30.74 AV	54	-23.26	-75.67	-76.14	8.37	-64.52
5	20638.6	37.01 PK	74	-36.99	-70.37	-69	8.37	-58.25
6	20638.6	26.32 AV	54	-27.68	-78.77	-82.77	8.37	-68.94
7	23972.5	41.13 PK	74	-32.87	-68.09	-63.9	8.37	-54.13
8	23972.5	27.73 AV	54	-26.27	-81.08	-77.46	8.37	-67.53
9	39185.07	33.75 PK	74	-40.25	-72.79	-73	8.37	-61.51
10	39185.07	23.03 AV	54	-30.97	-84.51	-82.87	8.37	-72.23

Note: Margin value = Emission Level - Limit value

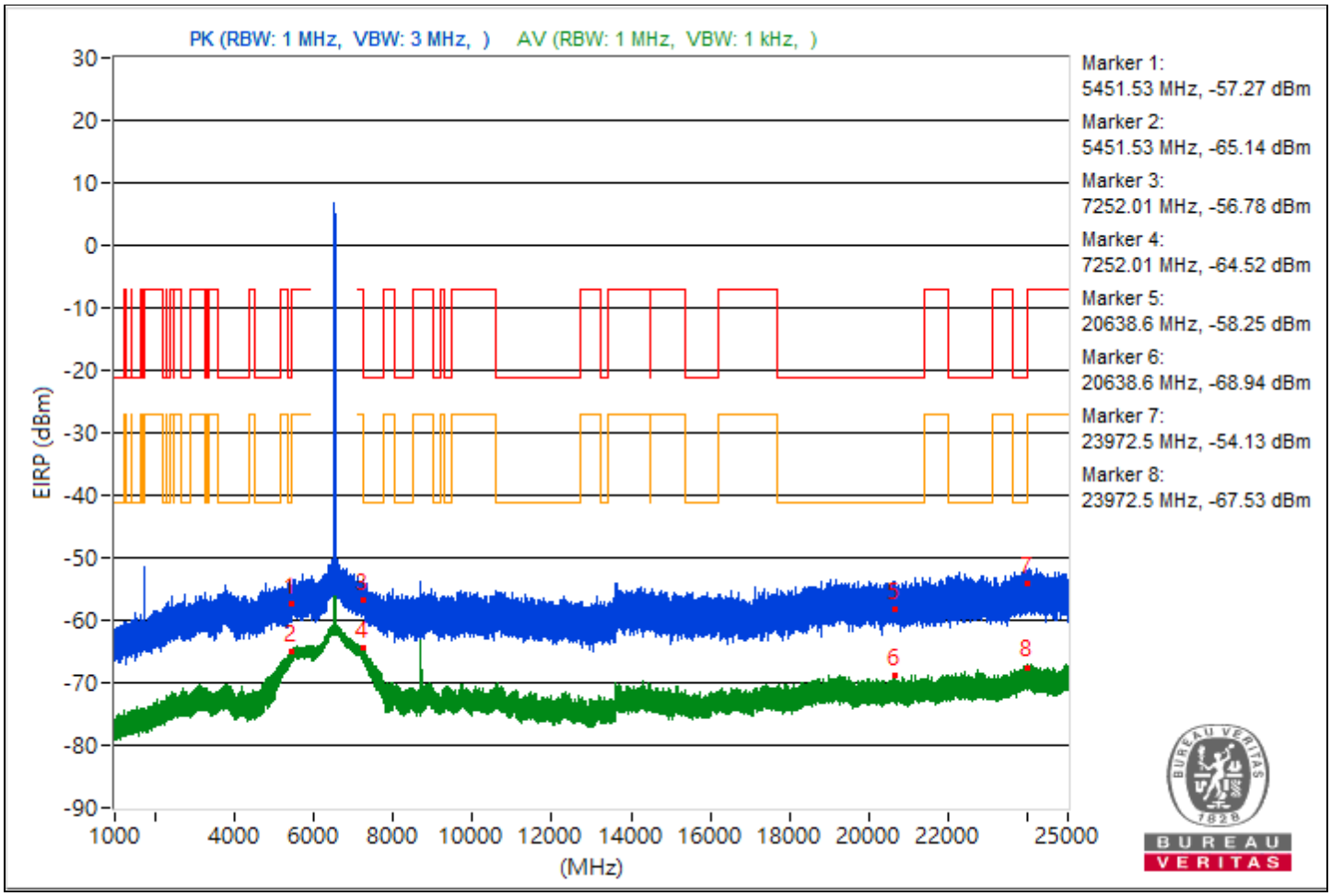

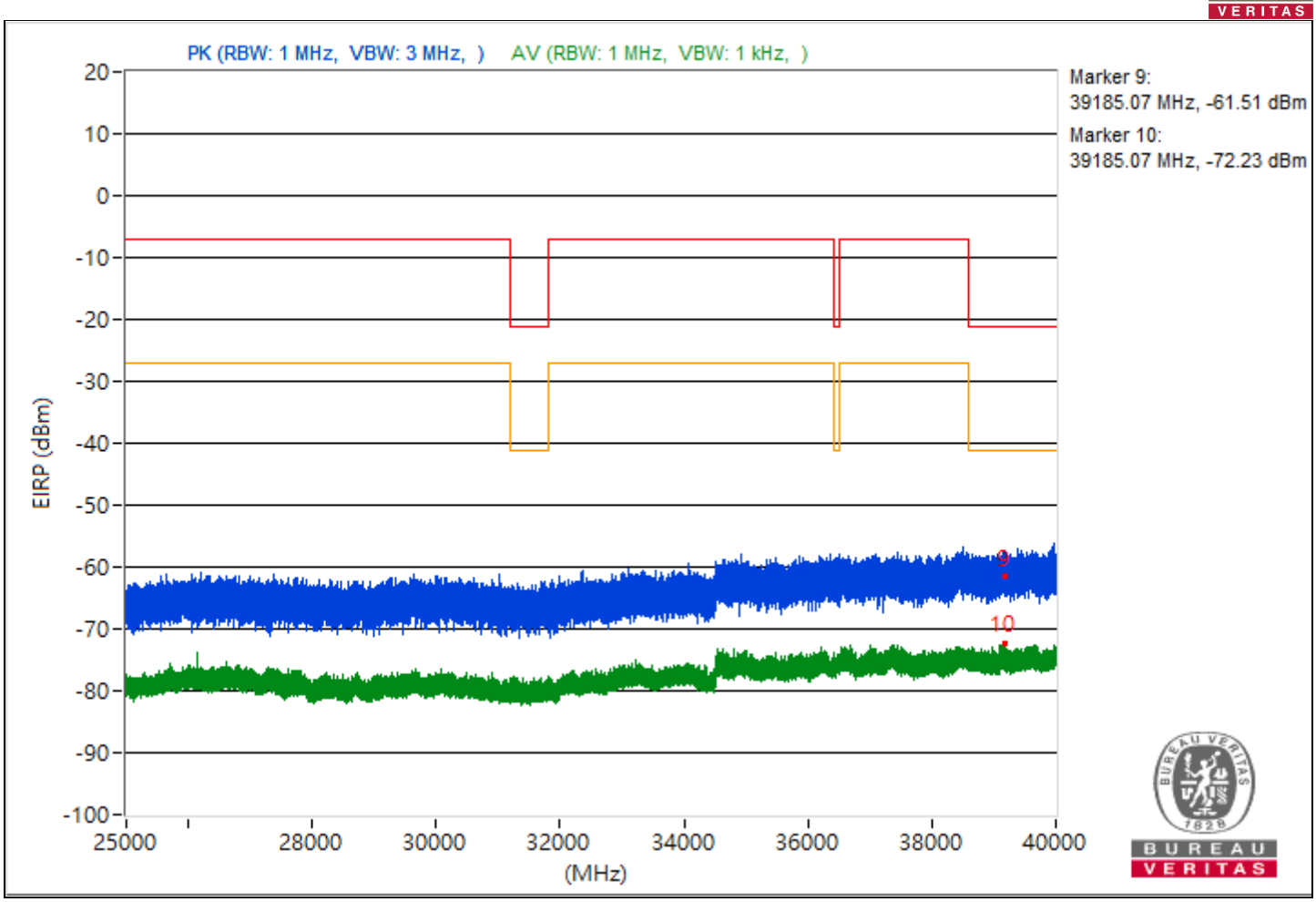
PK (RBW: 1 MHz, VBW: 3 MHz,)
AV (RBW: 1 MHz, VBW: 1 kHz,)
Marker 9:
39185.07 MHz, -61.51 dBm
Marker 10:
39185.07 MHz, -72.23 dBm
EIRP (dBm)
20
10
0
-10
-20
-30
-40
-50
-60
-70
-80
-90
-100
25000
28000
30000
32000
34000
36000
38000
40000
(MHz)
9
10

RF Mode	802.11be (EHT20)	Channel	CH 149：6695 MHz
Frequency Range	1 GHz ~ 40 GHz	Environmental Conditions	25°C, 60% RH
Tested By	Dolly Chung		

Conducted Unwanted Emissions								
No.	Frequency (MHz)	Emission Level (dBuV/m)	Limit (dBuV/m)	Margin (dB)	Raw Value Chain 0 (dBm)	Raw Value Chain 1 (dBm)	Correction Factor (dB)	EIRP Level (dBm)
1	5405.72	36.73 PK	74	-37.27	-70.54	-69.37	8.37	-58.53
2	5405.72	27.92 AV	54	-26.08	-78.19	-79.34	8.37	-67.34
3	7258.39	37.57 PK	74	-36.43	-71.66	-67.46	8.37	-57.69
4	7258.39	27.72 AV	54	-26.28	-78.05	-80.01	8.37	-67.54
5	19153.1	38.25 PK	74	-35.75	-68.66	-68.14	8.37	-57.01
6	19153.1	26.61 AV	54	-27.39	-79.25	-80.99	8.37	-68.65
7	23899.8	38.64 PK	74	-35.36	-68.04	-67.95	8.37	-56.62
8	23899.8	27.63 AV	54	-26.37	-77.72	-80.83	8.37	-67.63
9	39659.82	35.16 PK	74	-38.84	-71.41	-71.55	8.37	-60.1
10	39659.82	22.51 AV	54	-31.49	-86.35	-82.68	8.37	-72.75

Note: Margin value = Emission Level - Limit value

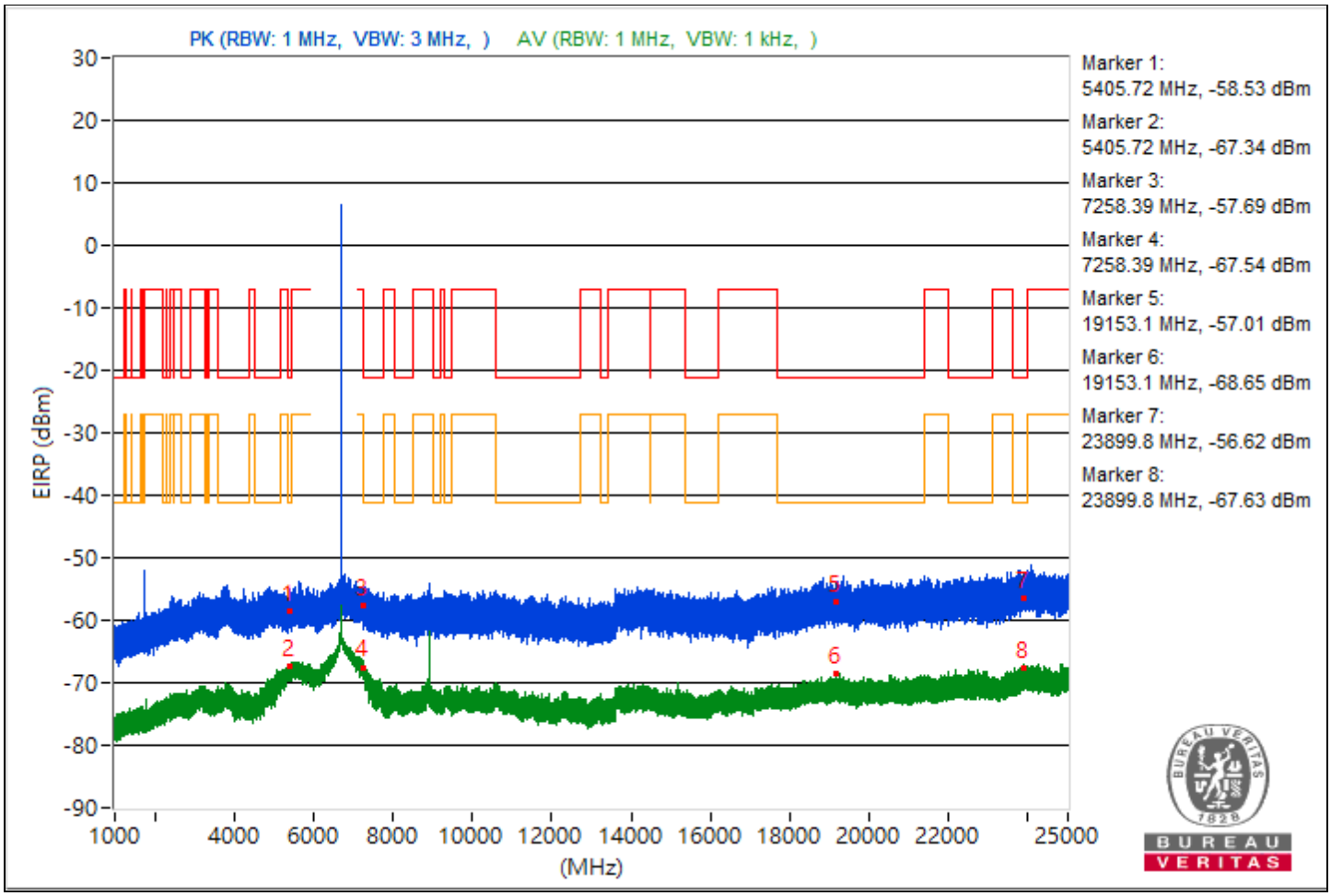

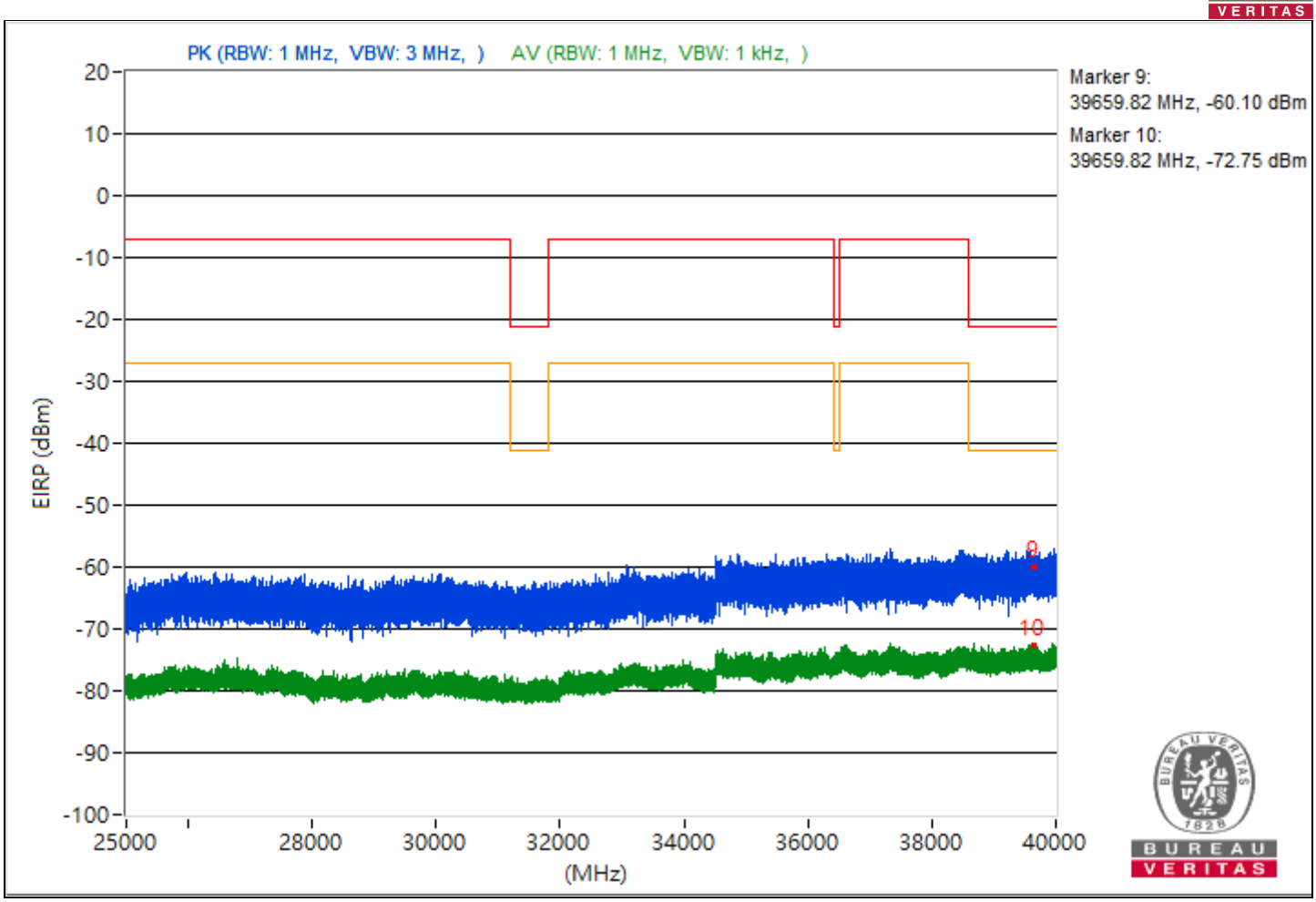
PK (RBW: 1 MHz, VBW: 3 MHz,)
AV (RBW: 1 MHz, VBW: 1 kHz,)
Marker 9:
39659.82 MHz, -60.10 dBm
Marker 10:
39659.82 MHz, -72.75 dBm
EIRP (dBm)
20
10
0
-10
-20
-30
-40
-50
-60
-70
-80
-90
-100
25000
28000
30000
32000
34000
36000
38000
40000
(MHz)
9
10

RF Mode	802.11be (EHT20)	Channel	CH 181：6855 MHz
Frequency Range	1 GHz ~ 40 GHz	Environmental Conditions	25°C, 60% RH
Tested By	Dolly Chung		

Conducted Unwanted Emissions								
No.	Frequency (MHz)	Emission Level (dBuV/m)	Limit (dBuV/m)	Margin (dB)	Raw Value Chain 0 (dBm)	Raw Value Chain 1 (dBm)	Correction Factor (dB)	EIRP Level (dBm)
1	5411.56	35.65 PK	74	-38.35	-70.48	-71.58	8.37	-59.61
2	5411.56	27.51 AV	54	-26.49	-78.36	-80.07	8.37	-67.75
3	9139.38	39.36 PK	74	-34.64	-65.19	-71.44	8.37	-55.9
4	9139.38	30.09 AV	54	-23.91	-74.4	-81.04	8.37	-65.17
5	19087.2	39.63 PK	74	-34.37	-67.92	-66.27	8.37	-55.63
6	19087.2	26.24 AV	54	-27.76	-82.2	-79.13	8.37	-69.02
7	23991.2	39.35 PK	74	-34.65	-67.18	-67.41	8.37	-55.91
8	23991.2	27.89 AV	54	-26.11	-80.39	-77.57	8.37	-67.37
9	39184.09	32.16 PK	74	-41.84	-76.77	-73	8.37	-63.1
10	39184.09	22.84 AV	54	-31.16	-82.59	-85.48	8.37	-72.42

Note: Margin value = Emission Level - Limit value

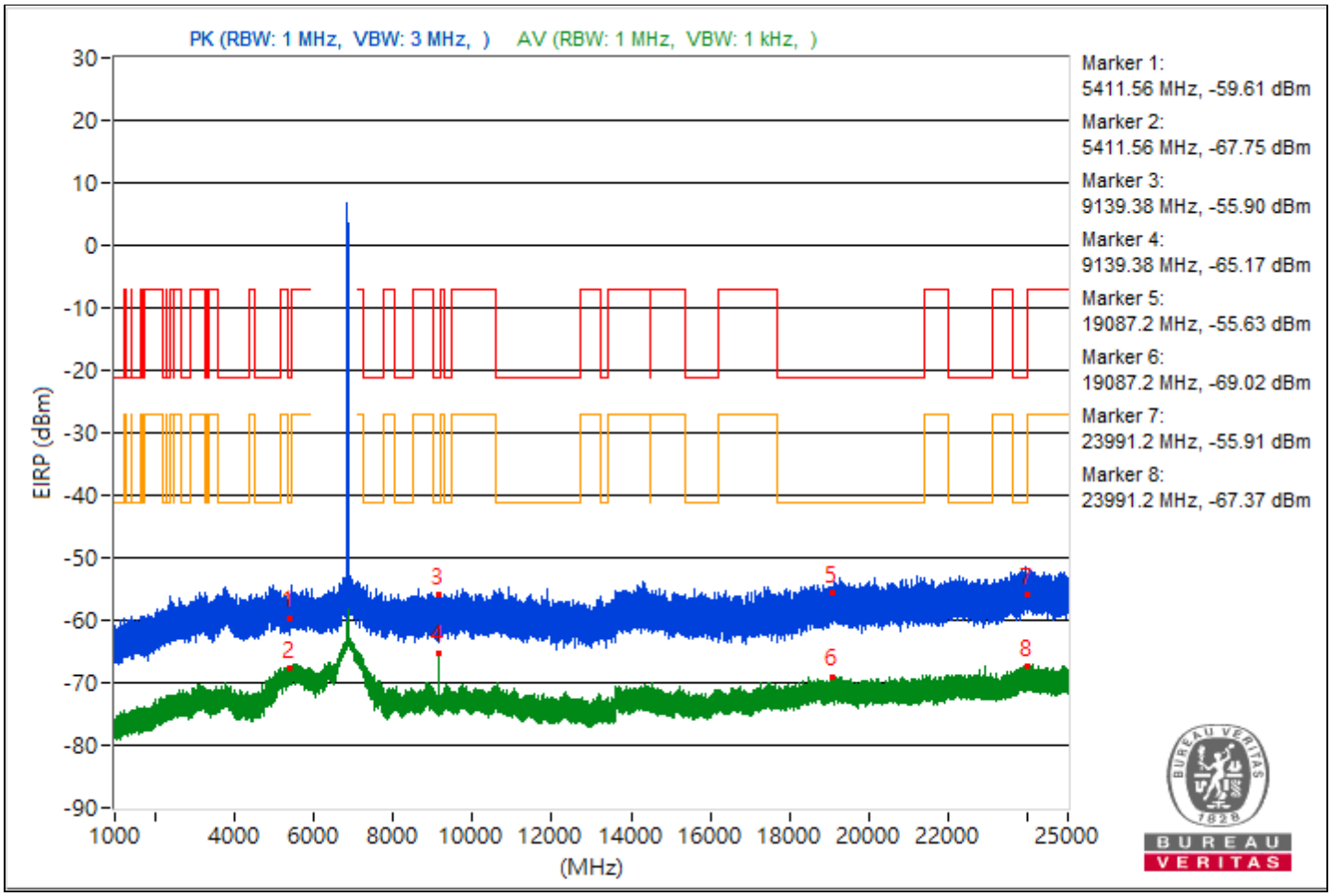

PK (RBW: 1 MHz, VBW: 3 MHz,)
AV (RBW: 1 MHz, VBW: 1 kHz,)
Marker 9:
39184.09 MHz, -63.10 dBm
Marker 10:
39184.09 MHz, -72.42 dBm
EIRP (dBm)
20
10
0
-10
-20
-30
-40
-50
-60
-70
-80
-90
-100
25000
28000
30000
32000
34000
36000
38000
40000
(MHz)
9
10

RF Mode	802.11be (EHT20)	Channel	CH 185：6875 MHz
Frequency Range	1 GHz ~ 40 GHz	Environmental Conditions	25°C, 60% RH
Tested By	Dolly Chung		

Conducted Unwanted Emissions								
No.	Frequency (MHz)	Emission Level (dBuV/m)	Limit (dBuV/m)	Margin (dB)	Raw Value Chain 0 (dBm)	Raw Value Chain 1 (dBm)	Correction Factor (dB)	EIRP Level (dBm)
1	5456.82	35.07 PK	74	-38.93	-72.31	-70.93	8.37	-60.19
2	5456.82	27.7 AV	54	-26.3	-79.67	-78.32	8.37	-67.56
3	9166.76	37.16 PK	74	-36.84	-69.17	-69.81	8.37	-58.1
4	9166.76	32.21 AV	54	-21.79	-72.2	-79.28	8.37	-63.05
5	21386.5	41.37 PK	74	-32.63	-69.54	-63.16	8.37	-53.89
6	21386.5	26.4 AV	54	-27.6	-81.49	-79.28	8.37	-68.86
7	23917.7	39.59 PK	74	-34.41	-66.57	-67.6	8.37	-55.67
8	23917.7	28.02 AV	54	-25.98	-76.92	-81.45	8.37	-67.24
9	39549.33	35.38 PK	74	-38.62	-70.11	-72.82	8.37	-59.88
10	39549.33	23.46 AV	54	-30.54	-85.8	-81.56	8.37	-71.8

Note: Margin value = Emission Level - Limit value

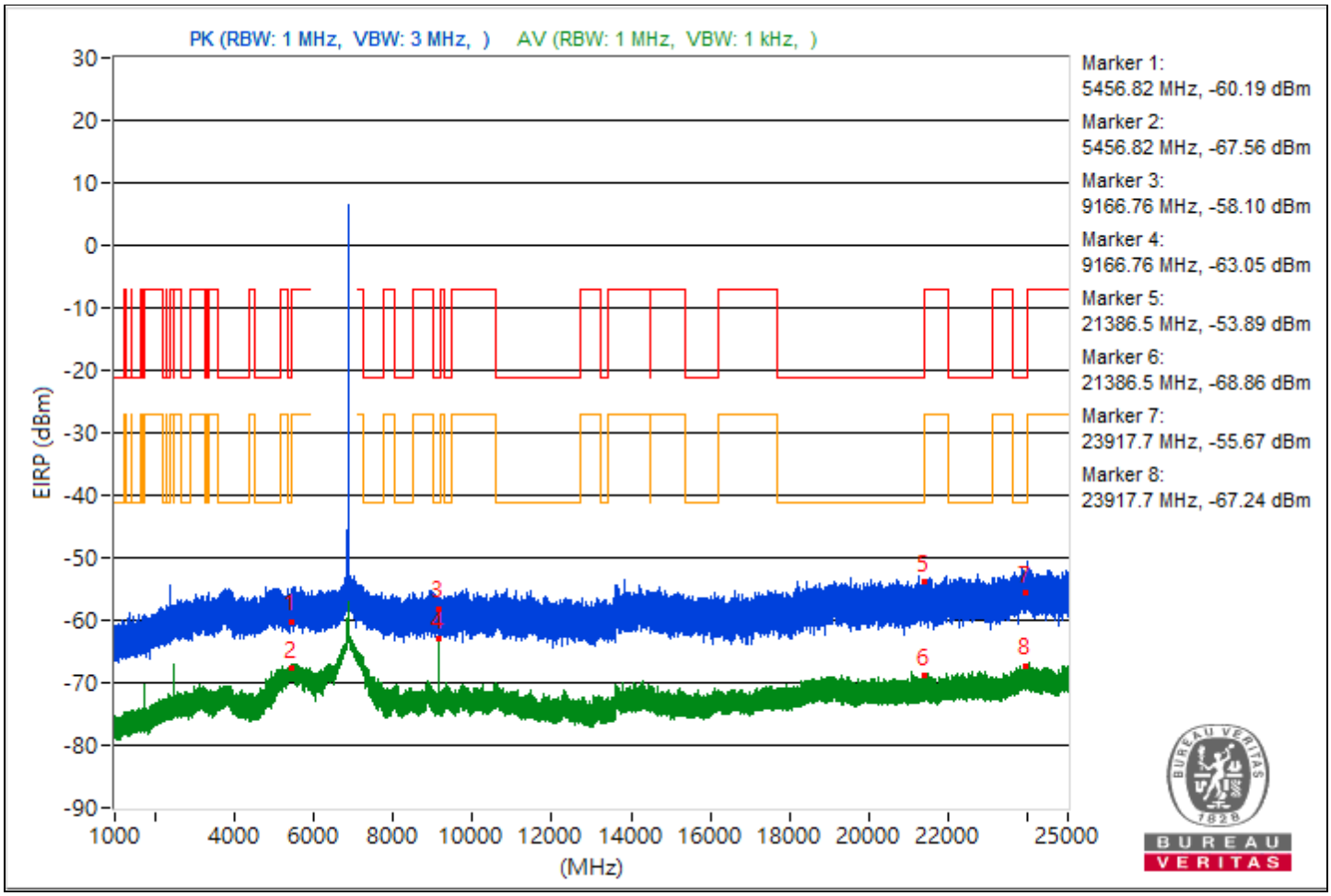

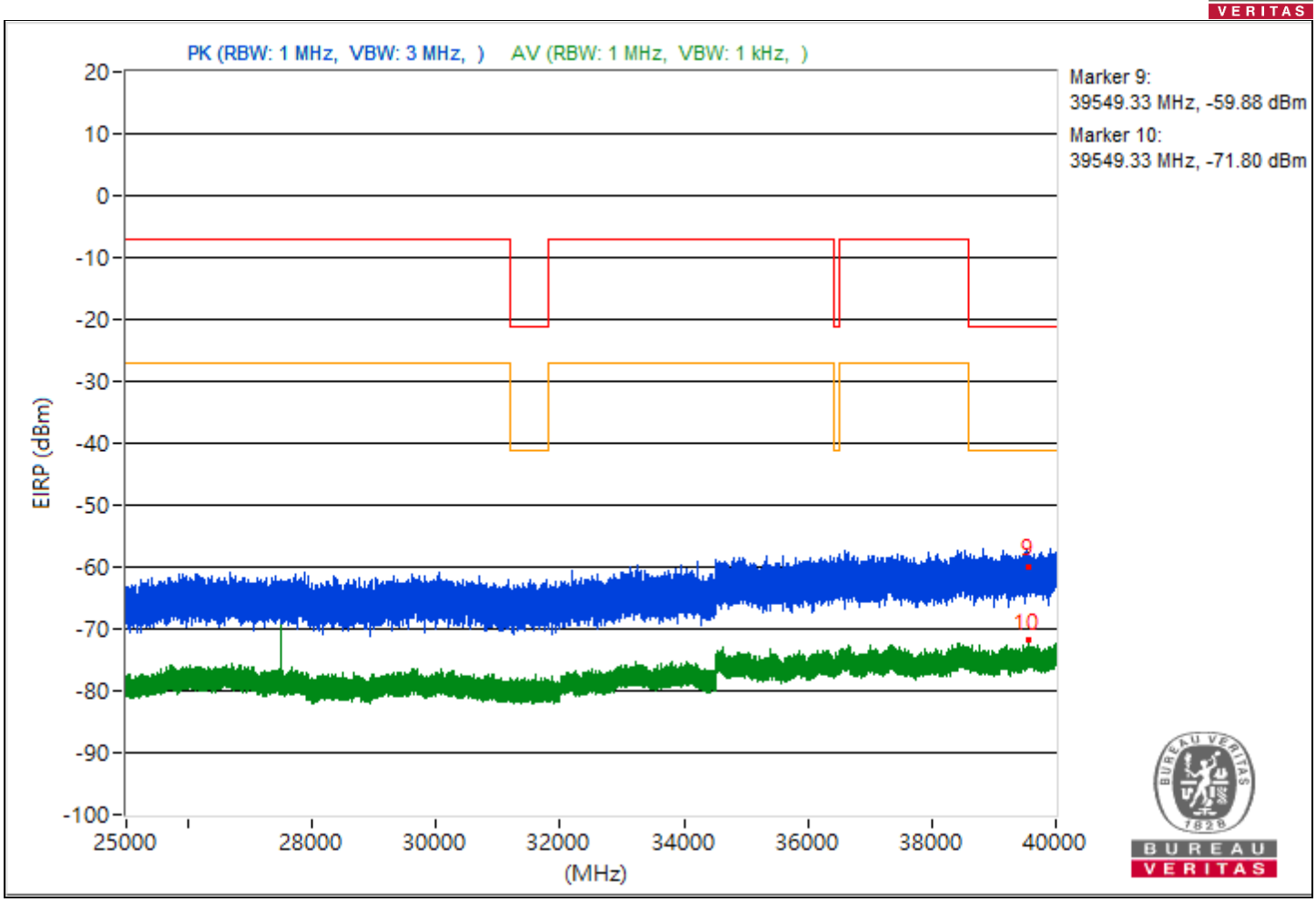
PK (RBW: 1 MHz, VBW: 3 MHz,)
AV (RBW: 1 MHz, VBW: 1 kHz,)
Marker 9:
39549.33 MHz, -59.88 dBm
Marker 10:
39549.33 MHz, -71.80 dBm
EIRP (dBm)
20
10
0
-10
-20
-30
-40
-50
-60
-70
-80
-90
-100
25000
28000
30000
32000
34000
36000
38000
40000
(MHz)
9
10

RF Mode	802.11be (EHT20)	Channel	CH 209：6995 MHz
Frequency Range	1 GHz ~ 40 GHz	Environmental Conditions	25°C, 60% RH
Tested By	Dolly Chung		

Conducted Unwanted Emissions								
No.	Frequency (MHz)	Emission Level (dBuV/m)	Limit (dBuV/m)	Margin (dB)	Raw Value Chain 0 (dBm)	Raw Value Chain 1 (dBm)	Correction Factor (dB)	EIRP Level (dBm)
1	5447.96	36.35 PK	74	-37.65	-69.25	-71.68	8.37	-58.91
2	5447.96	27.25 AV	54	-26.75	-78.61	-80.35	8.37	-68.01
3	7251.86	37.58 PK	74	-36.42	-68.67	-69.49	8.37	-57.68
4	7251.86	29.79 AV	54	-24.21	-76.31	-77.47	8.37	-65.47
5	20478.7	37.81 PK	74	-36.19	-68.25	-69.49	8.37	-57.45
6	20478.7	26.71 AV	54	-27.29	-81.81	-78.62	8.37	-68.55
7	23902.4	41.99 PK	74	-32.01	-63.49	-66.25	8.37	-53.27
8	23902.4	28.33 AV	54	-25.67	-77.86	-78.81	8.37	-66.93
9	39650.31	34.37 PK	74	-39.63	-75.55	-70.43	8.37	-60.89
10	39650.31	22.73 AV	54	-31.27	-82.7	-85.59	8.37	-72.53

Note: Margin value = Emission Level - Limit value

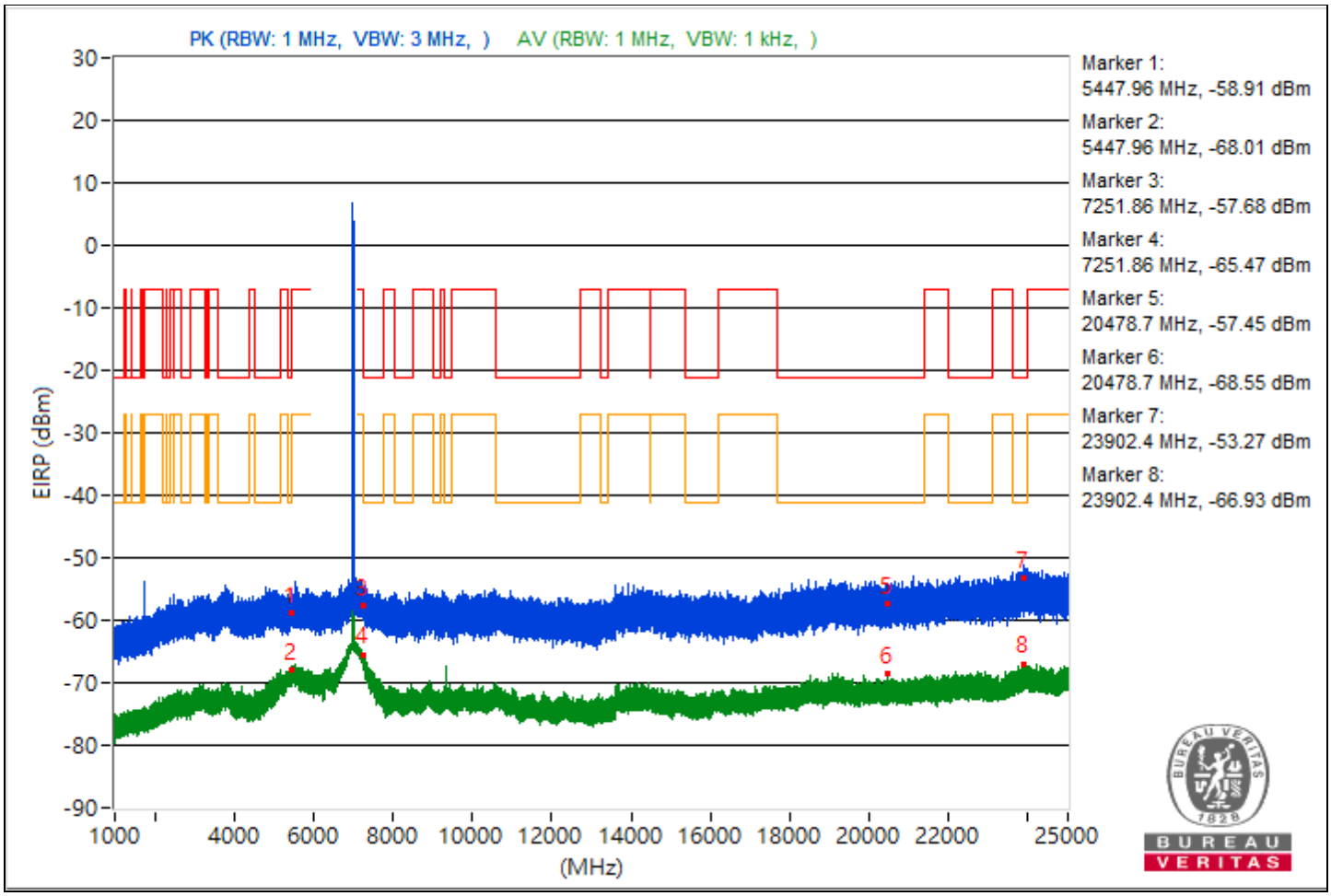

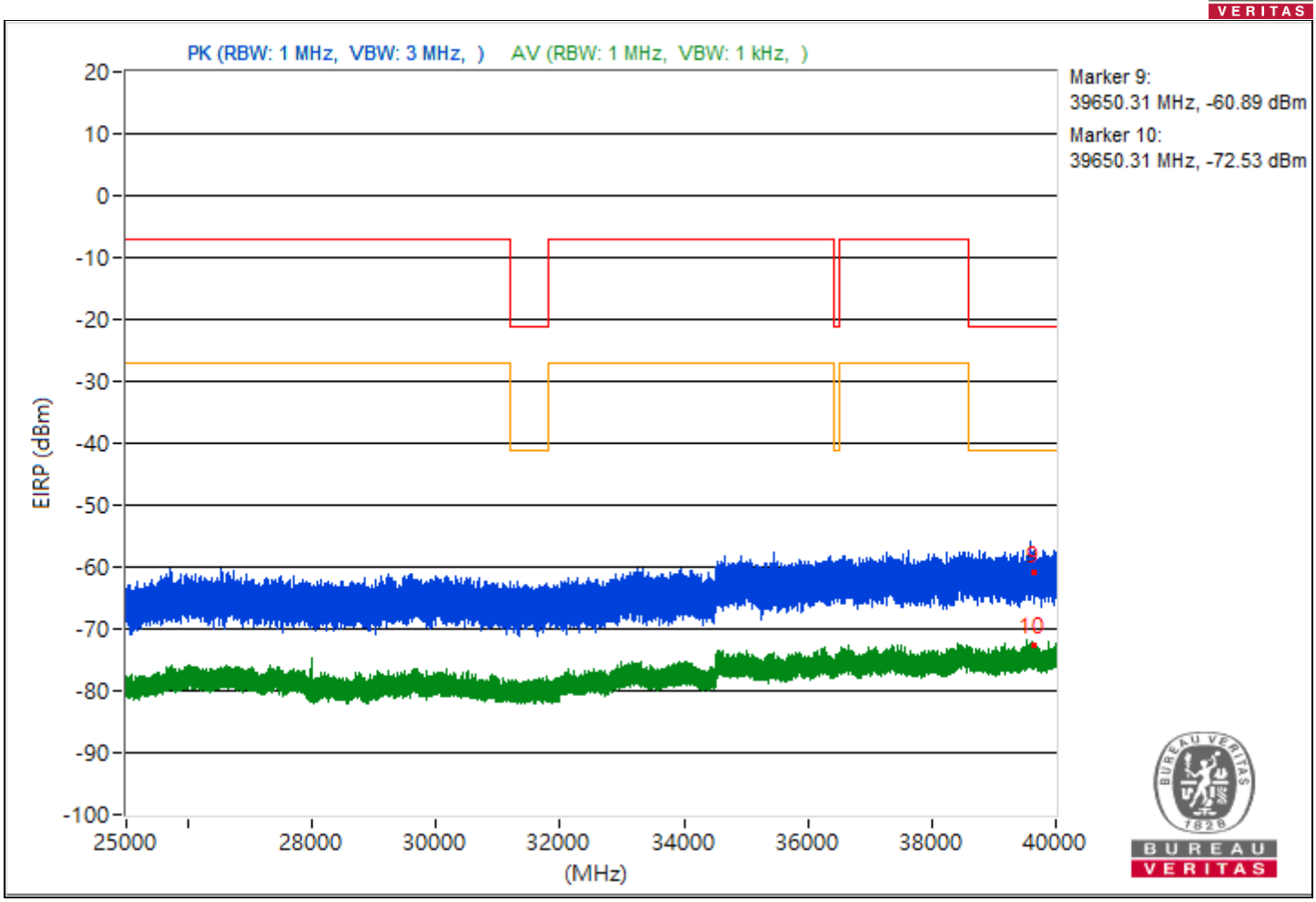
PK (RBW: 1 MHz, VBW: 3 MHz,)
AV (RBW: 1 MHz, VBW: 1 kHz,)
Marker 9:
39650.31 MHz, -60.89 dBm
Marker 10:
39650.31 MHz, -72.53 dBm
EIRP (dBm)
20
10
0
-10
-20
-30
-40
-50
-60
-70
-80
-90
-100
25000
28000
30000
32000
34000
36000
38000
40000
(MHz)
9
10

RF Mode	802.11be (EHT20)	Channel	CH 233：7115 MHz
Frequency Range	1 GHz ~ 40 GHz	Environmental Conditions	25°C, 60% RH
Tested By	Dolly Chung		

Conducted Unwanted Emissions								
No.	Frequency (MHz)	Emission Level (dBuV/m)	Limit (dBuV/m)	Margin (dB)	Raw Value Chain 0 (dBm)	Raw Value Chain 1 (dBm)	Correction Factor (dB)	EIRP Level (dBm)
1	5444.22	37.78 PK	74	-36.22	-67.45	-70.96	8.37	-57.48
2	5444.22	28.09 AV	54	-25.91	-79.51	-77.76	8.37	-67.17
3	7251.93	40.45 PK	74	-33.55	-66.42	-65.96	8.37	-54.81
4	7251.93	31.45 AV	54	-22.55	-74.66	-75.8	8.37	-63.81
5	21339.7	39.13 PK	74	-34.87	-68.14	-66.96	8.37	-56.13
6	21339.7	26.37 AV	54	-27.63	-82.56	-78.78	8.37	-68.89
7	23970.5	42.12 PK	74	-31.88	-64.08	-65.02	8.37	-53.14
8	23970.5	27.76 AV	54	-26.24	-77.59	-80.71	8.37	-67.5
9	39665.87	35.78 PK	74	-38.22	-70.35	-71.45	8.37	-59.48
10	39665.87	22.31 AV	54	-31.69	-86.66	-82.82	8.37	-72.95

Note: Margin value = Emission Level - Limit value

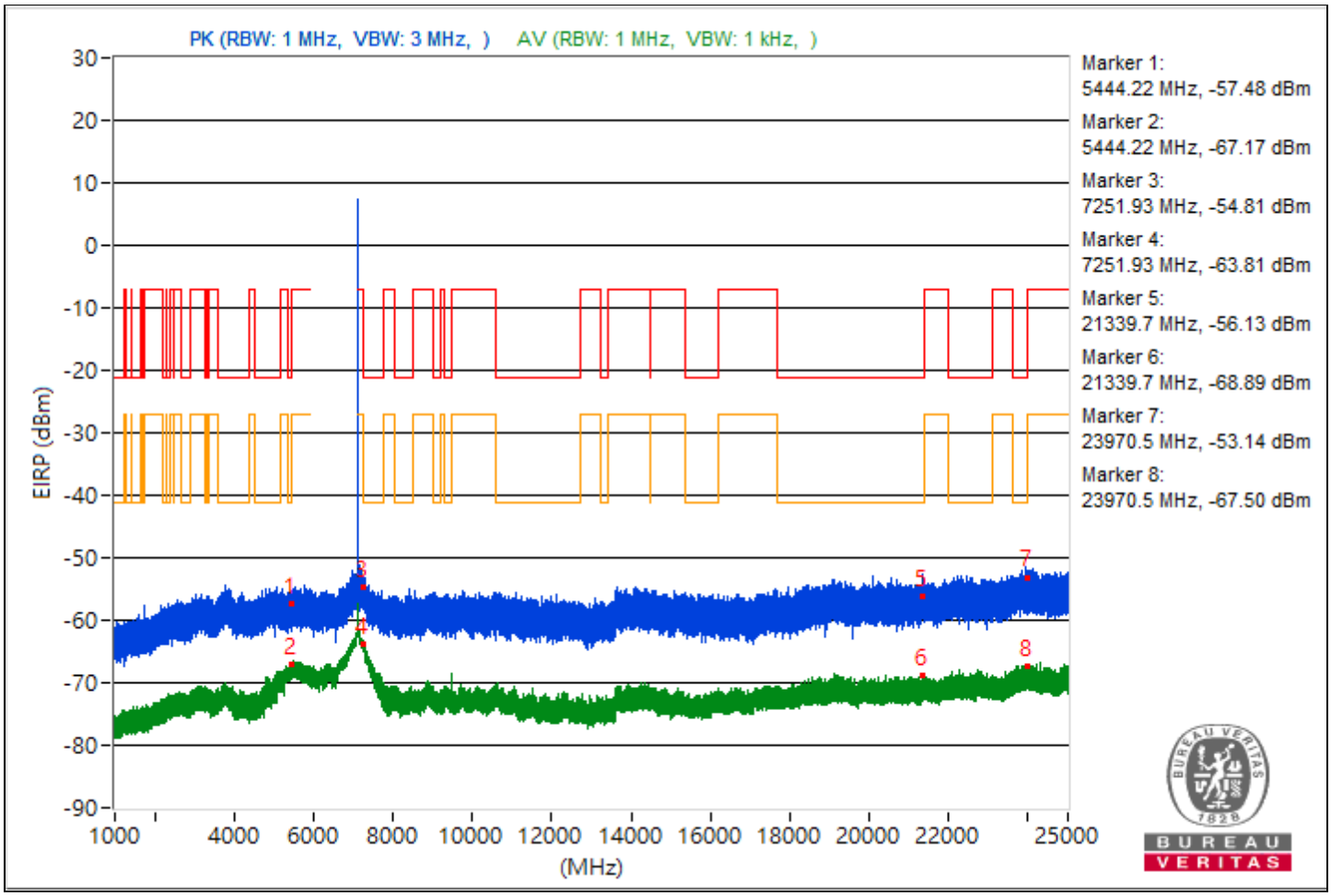

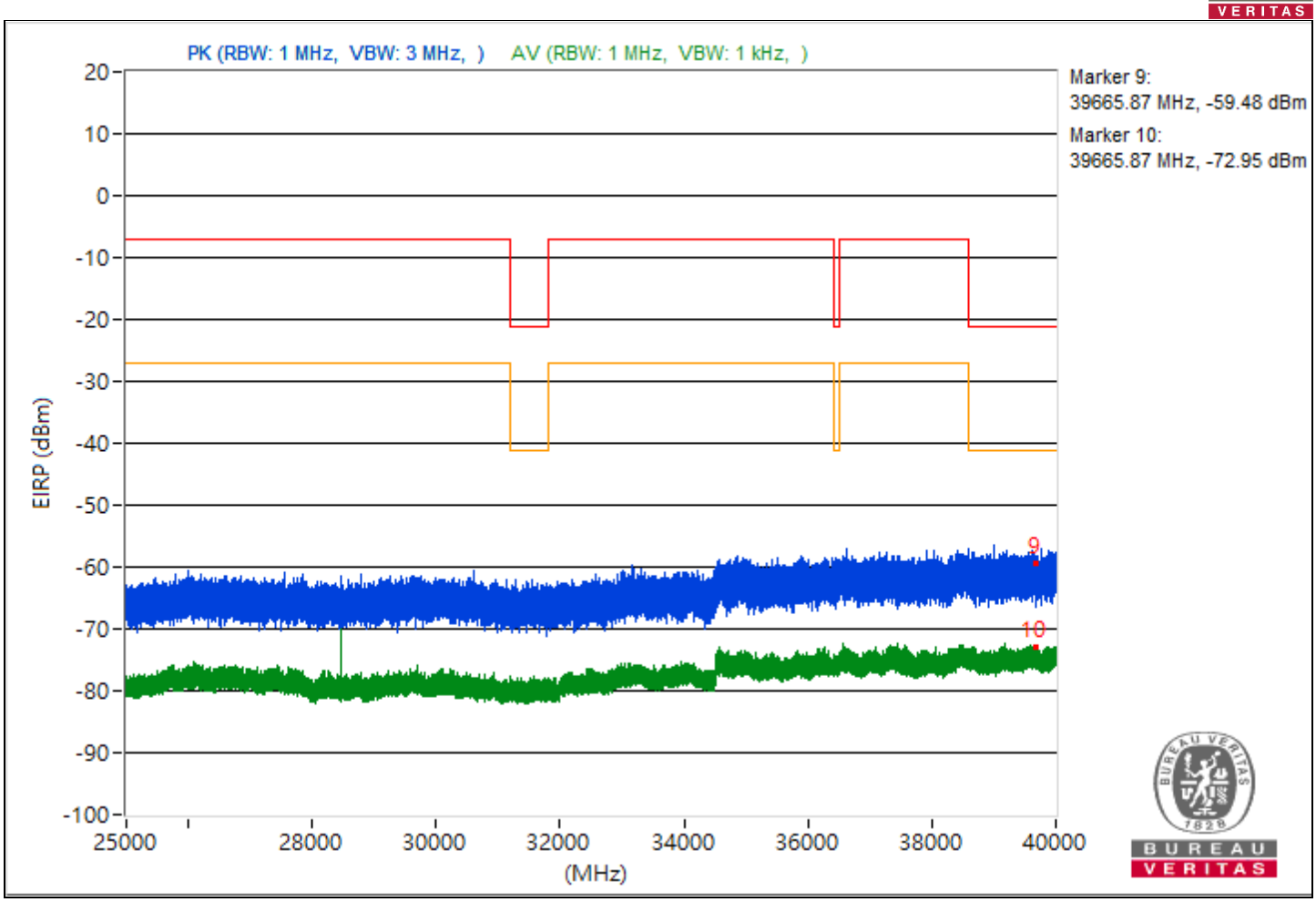
PK (RBW: 1 MHz, VBW: 3 MHz,)
AV (RBW: 1 MHz, VBW: 1 kHz,)
Marker 9:
39665.87 MHz, -59.48 dBm
Marker 10:
39665.87 MHz, -72.95 dBm
EIRP (dBm)
20
10
0
-10
-20
-30
-40
-50
-60
-70
-80
-90
-100
25000
28000
30000
32000
34000
36000
38000
40000
(MHz)
9
10

RF Mode	802.11be (EHT40)	Channel	CH 3：5965 MHz
Frequency Range	1 GHz ~ 40 GHz	Environmental Conditions	25°C, 60% RH
Tested By	Dolly Chung		

Conducted Unwanted Emissions								
No.	Frequency (MHz)	Emission Level (dBuV/m)	Limit (dBuV/m)	Margin (dB)	Raw Value Chain 0 (dBm)	Raw Value Chain 1 (dBm)	Correction Factor (dB)	EIRP Level (dBm)
1	5458.14	39.31 PK	74	-34.69	-66.42	-68.47	8.37	-55.95
2	5458.14	31.58 AV	54	-22.42	-75.46	-74.68	8.37	-63.68
3	#7953.41	47.12 PK	88.26	-41.14	-56.77	-68.8	8.37	-48.14
4	#7953.41	45.43 AV	68.26	-22.83	-58.28	-75.53	8.37	-49.83
5	20081.6	36.85 PK	74	-37.15	-69.4	-70.22	8.37	-58.41
6	20081.6	26.39 AV	54	-27.61	-78.92	-82.17	8.37	-68.87
7	23909.8	40.76 PK	74	-33.24	-67.49	-64.71	8.37	-54.5
8	23909.8	27.62 AV	54	-26.38	-81.17	-77.59	8.37	-67.64
9	39976.98	34 PK	74	-40	-73.56	-71.88	8.37	-61.26
10	39976.98	22.77 AV	54	-31.23	-85.7	-82.59	8.37	-72.49

Notes:

1. Margin value = Emission Level - Limit value
2. " # ": The radiated frequency is out of the restricted band.

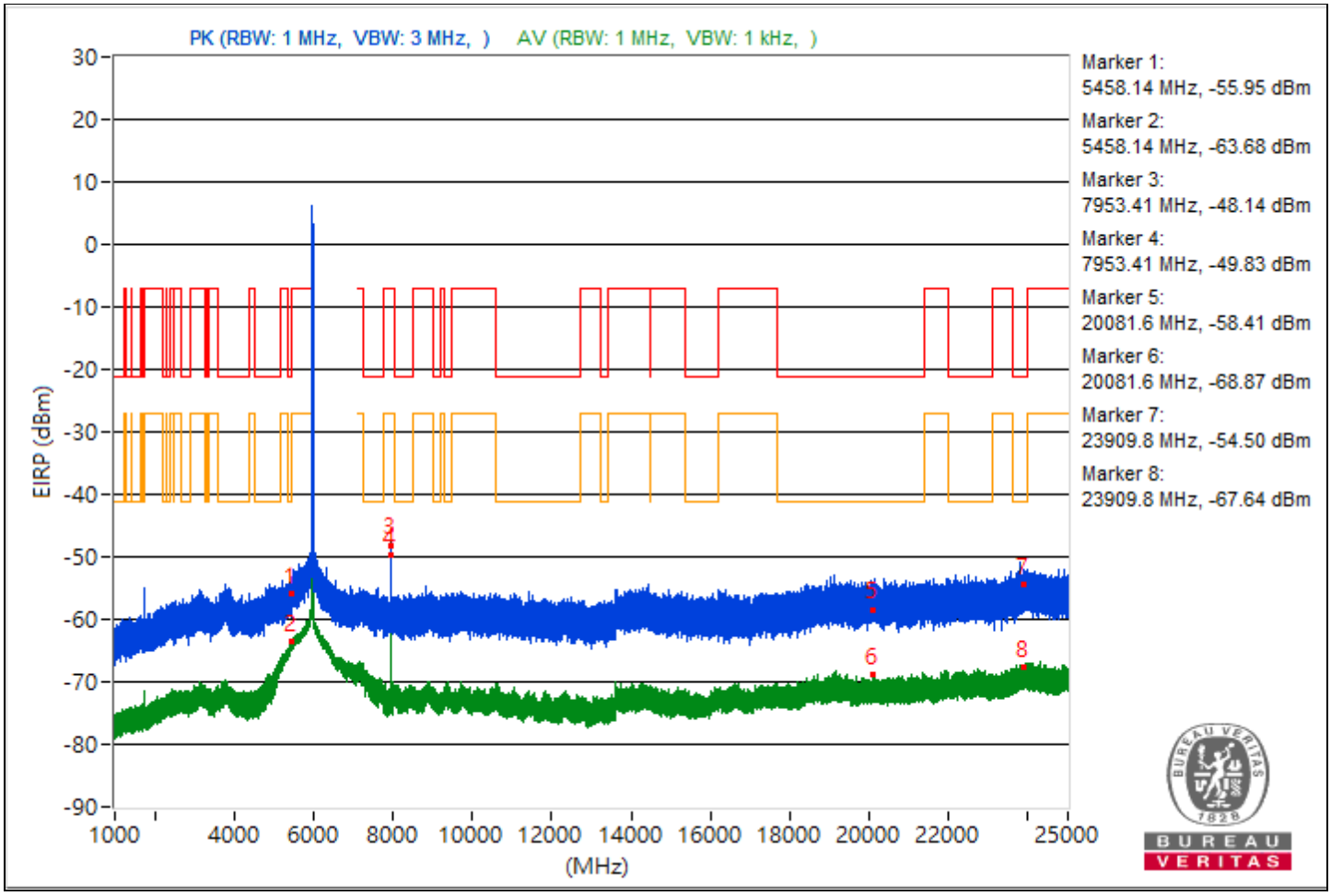

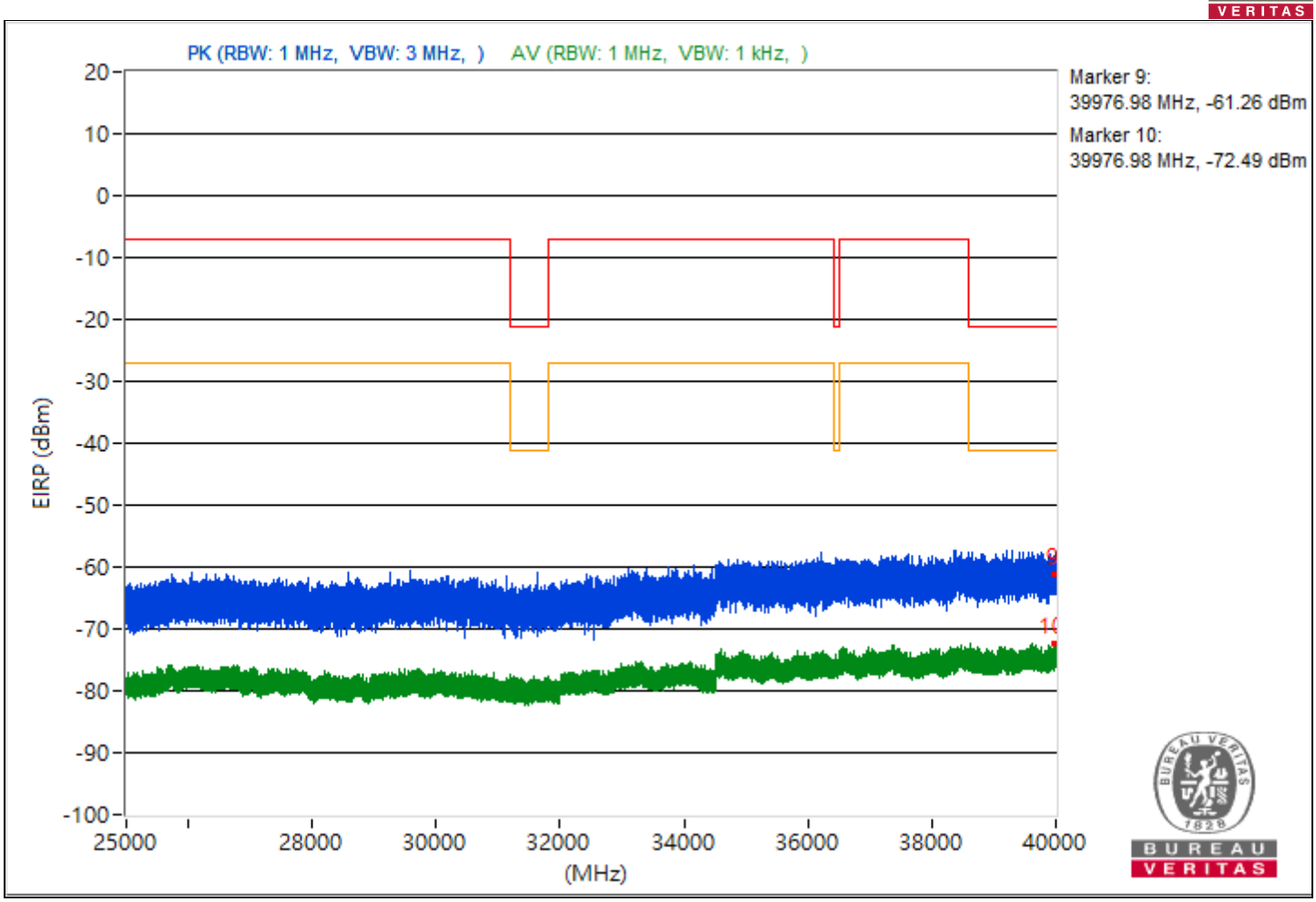
PK (RBW: 1 MHz, VBW: 3 MHz,)
AV (RBW: 1 MHz, VBW: 1 kHz,)
Marker 9:
39976.98 MHz, -61.26 dBm
Marker 10:
39976.98 MHz, -72.49 dBm
EIRP (dBm)
20
10
0
-10
-20
-30
-40
-50
-60
-70
-80
-90
-100
25000
28000
30000
32000
34000
36000
38000
40000
(MHz)

RF Mode	802.11be (EHT40)	Channel	CH 43：6165 MHz
Frequency Range	1 GHz ~ 40 GHz	Environmental Conditions	25°C, 60% RH
Tested By	Dolly Chung		

Conducted Unwanted Emissions								
No.	Frequency (MHz)	Emission Level (dBuV/m)	Limit (dBuV/m)	Margin (dB)	Raw Value Chain 0 (dBm)	Raw Value Chain 1 (dBm)	Correction Factor (dB)	EIRP Level (dBm)
1	5456.9	38.05 PK	74	-35.95	-67.22	-70.61	8.37	-57.21
2	5456.9	30.79 AV	54	-23.21	-76.46	-75.32	8.37	-64.47
3	8220.09	45.73 PK	74	-28.27	-58.51	-66.7	8.37	-49.53
4	8220.09	43.36 AV	54	-10.64	-60.44	-74.44	8.37	-51.9
5	19334.7	39.19 PK	74	-34.81	-66.2	-69.21	8.37	-56.07
6	19334.7	26.77 AV	54	-27.23	-81.11	-78.91	8.37	-68.49
7	23968.3	37.92 PK	74	-36.08	-68.49	-68.96	8.37	-57.34
8	23968.3	27.85 AV	54	-26.15	-82.24	-76.89	8.37	-67.41
9	39522.04	34.95 PK	74	-39.05	-73.95	-70.22	8.37	-60.31
10	39522.04	23.31 AV	54	-30.69	-82.58	-84.24	8.37	-71.95

Note: Margin value = Emission Level - Limit value

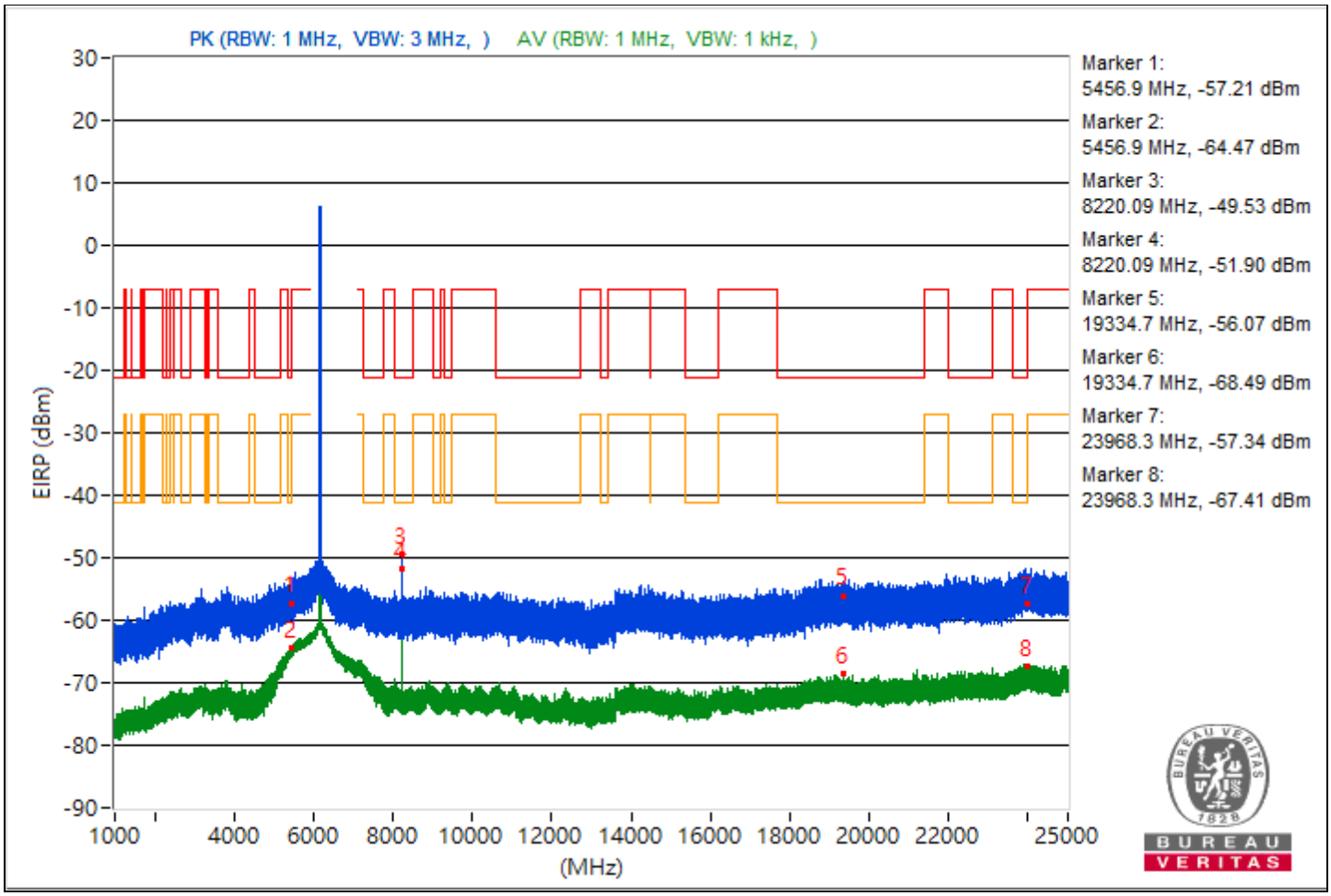

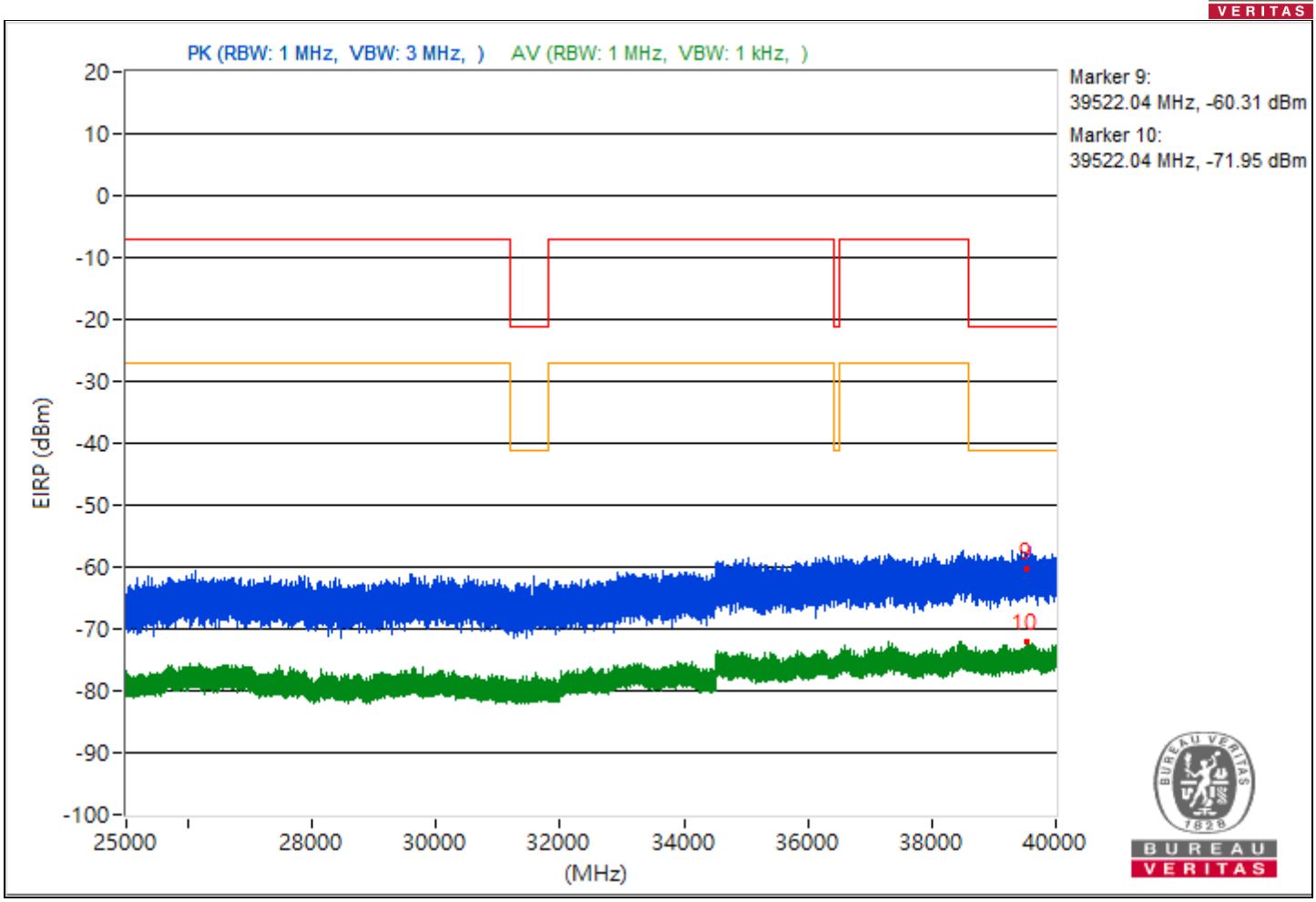
PK (RBW: 1 MHz, VBW: 3 MHz,)
AV (RBW: 1 MHz, VBW: 1 kHz,)
Marker 9:
39522.04 MHz, -60.31 dBm
Marker 10:
39522.04 MHz, -71.95 dBm
EIRP (dBm)
20
10
0
-10
-20
-30
-40
-50
-60
-70
-80
-90
-100
25000
28000
30000
32000
34000
36000
38000
40000
(MHz)
9
10

RF Mode	802.11be (EHT40)	Channel	CH 91：6405 MHz
Frequency Range	1 GHz ~ 40 GHz	Environmental Conditions	25°C, 60% RH
Tested By	Dolly Chung		

Conducted Unwanted Emissions								
No.	Frequency (MHz)	Emission Level (dBuV/m)	Limit (dBuV/m)	Margin (dB)	Raw Value Chain 0 (dBm)	Raw Value Chain 1 (dBm)	Correction Factor (dB)	EIRP Level (dBm)
1	5459.23	37.94 PK	74	-36.06	-67.03	-71.45	8.37	-57.32
2	5459.23	30.15 AV	54	-23.85	-76.78	-76.22	8.37	-65.11
3	7250.22	38.4 PK	74	-35.6	-67.82	-68.71	8.37	-56.86
4	7250.22	28.93 AV	54	-25.07	-78.38	-77.12	8.37	-66.33
5	21354.9	39.28 PK	74	-34.72	-67.73	-67.02	8.37	-55.98
6	21354.9	26.64 AV	54	-27.36	-78.91	-81.44	8.37	-68.62
7	23922.8	40.42 PK	74	-33.58	-67.44	-65.26	8.37	-54.84
8	23922.8	27.97 AV	54	-26.03	-77.65	-80.01	8.37	-67.29
9	39593.07	32.49 PK	74	-41.51	-73.82	-74.52	8.37	-62.77
10	39593.07	22.68 AV	54	-31.32	-85.55	-82.79	8.37	-72.58

Note: Margin value = Emission Level - Limit value

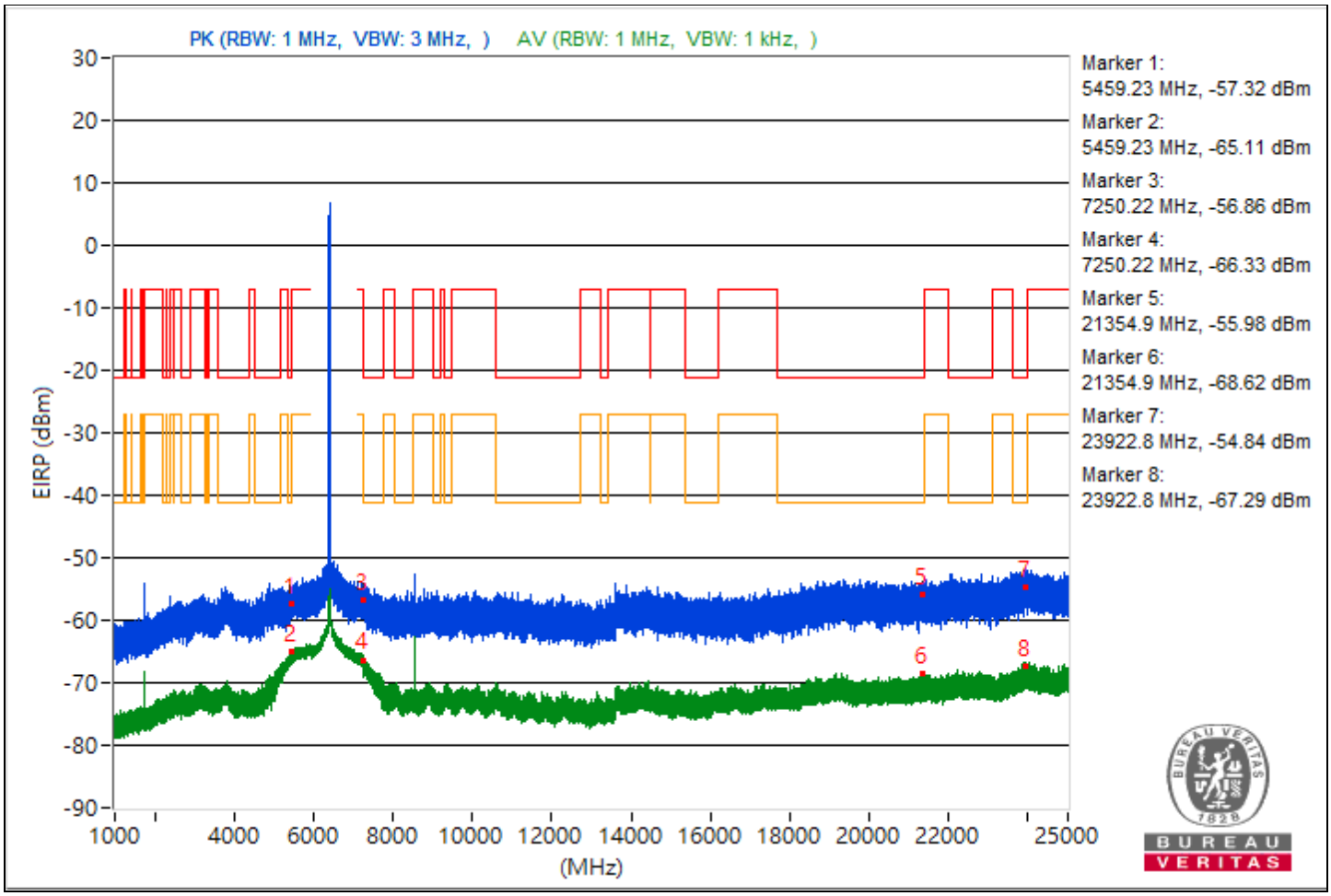

PK (RBW: 1 MHz, VBW: 3 MHz,)
AV (RBW: 1 MHz, VBW: 1 kHz,)
Marker 9:
39593.07 MHz, -62.77 dBm
Marker 10:
39593.07 MHz, -72.58 dBm
EIRP (dBm)
20
10
0
-10
-20
-30
-40
-50
-60
-70
-80
-90
-100
25000
28000
30000
32000
34000
36000
38000
40000
(MHz)
9
10

RF Mode	802.11be (EHT40)	Channel	CH 99：6445 MHz
Frequency Range	1 GHz ~ 40 GHz	Environmental Conditions	25°C, 60% RH
Tested By	Dolly Chung		

Conducted Unwanted Emissions								
No.	Frequency (MHz)	Emission Level (dBuV/m)	Limit (dBuV/m)	Margin (dB)	Raw Value Chain 0 (dBm)	Raw Value Chain 1 (dBm)	Correction Factor (dB)	EIRP Level (dBm)
1	5452.78	37.77 PK	74	-36.23	-69.03	-68.71	8.37	-57.49
2	5452.78	29.86 AV	54	-24.14	-77.5	-76.16	8.37	-65.4
3	7269.59	38.62 PK	74	-35.38	-67.2	-69.03	8.37	-56.64
4	7269.59	29.59 AV	54	-24.41	-76.56	-77.6	8.37	-65.67
5	19851.8	38.54 PK	74	-35.46	-67.35	-69.03	8.37	-56.72
6	19851.8	27 AV	54	-27	-81.21	-78.49	8.37	-68.26
7	23976.5	37.81 PK	74	-36.19	-69.06	-68.61	8.37	-57.45
8	23976.5	27.88 AV	54	-26.12	-78.09	-79.56	8.37	-67.38
9	39544.89	36.38 PK	74	-37.62	-70.18	-70.35	8.37	-58.88
10	39544.89	22.58 AV	54	-31.42	-86.6	-82.47	8.37	-72.68

Note: Margin value = Emission Level - Limit value

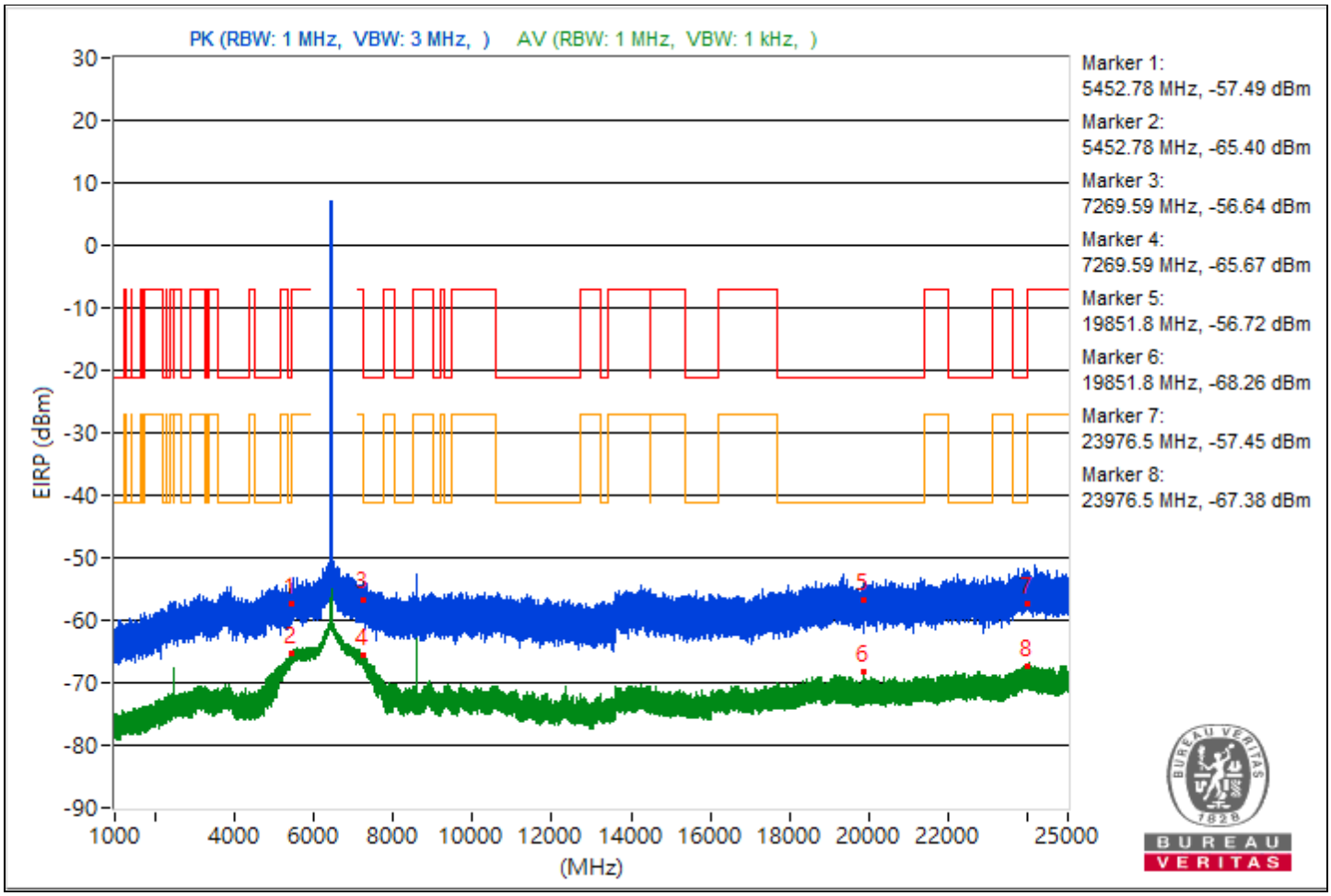

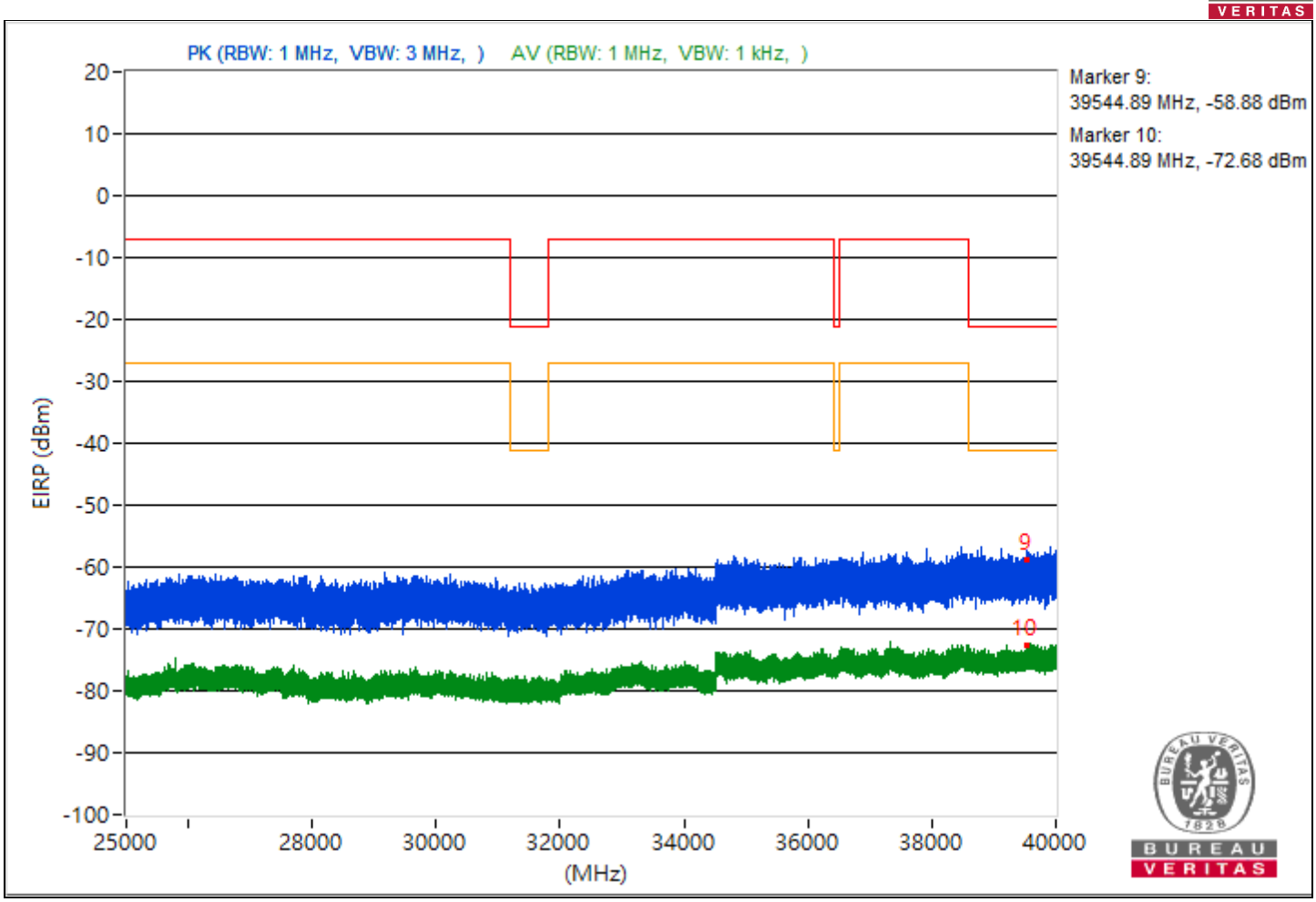
PK (RBW: 1 MHz, VBW: 3 MHz,)
AV (RBW: 1 MHz, VBW: 1 kHz,)
Marker 9:
39544.89 MHz, -58.88 dBm
Marker 10:
39544.89 MHz, -72.68 dBm
EIRP (dBm)
20
10
0
-10
-20
-30
-40
-50
-60
-70
-80
-90
-100
25000
28000
30000
32000
34000
36000
38000
40000
(MHz)
9
10

RF Mode	802.11be (EHT40)	Channel	CH 107：6485 MHz
Frequency Range	1 GHz ~ 40 GHz	Environmental Conditions	25°C, 60% RH
Tested By	Dolly Chung		

Conducted Unwanted Emissions								
No.	Frequency (MHz)	Emission Level (dBuV/m)	Limit (dBuV/m)	Margin (dB)	Raw Value Chain 0 (dBm)	Raw Value Chain 1 (dBm)	Correction Factor (dB)	EIRP Level (dBm)
1	5447.64	38.2 PK	74	-35.8	-68.05	-68.87	8.37	-57.06
2	5447.64	29.98 AV	54	-24.02	-77.04	-76.31	8.37	-65.28
3	7282.27	37.95 PK	74	-36.05	-69.17	-68.26	8.37	-57.31
4	7282.27	29.65 AV	54	-24.35	-77.41	-76.61	8.37	-65.61
5	19234	37.88 PK	74	-36.12	-67.51	-70.51	8.37	-57.38
6	19234	25.77 AV	54	-28.23	-84.16	-79.02	8.37	-69.49
7	23897.8	39.98 PK	74	-34.02	-66.82	-66.51	8.37	-55.28
8	23897.8	27.82 AV	54	-26.18	-77.32	-81.14	8.37	-67.44
9	39561.78	33.34 PK	74	-40.66	-73	-73.61	8.37	-61.92
10	39561.78	22.19 AV	54	-31.81	-87.68	-82.62	8.37	-73.07

Note: Margin value = Emission Level - Limit value

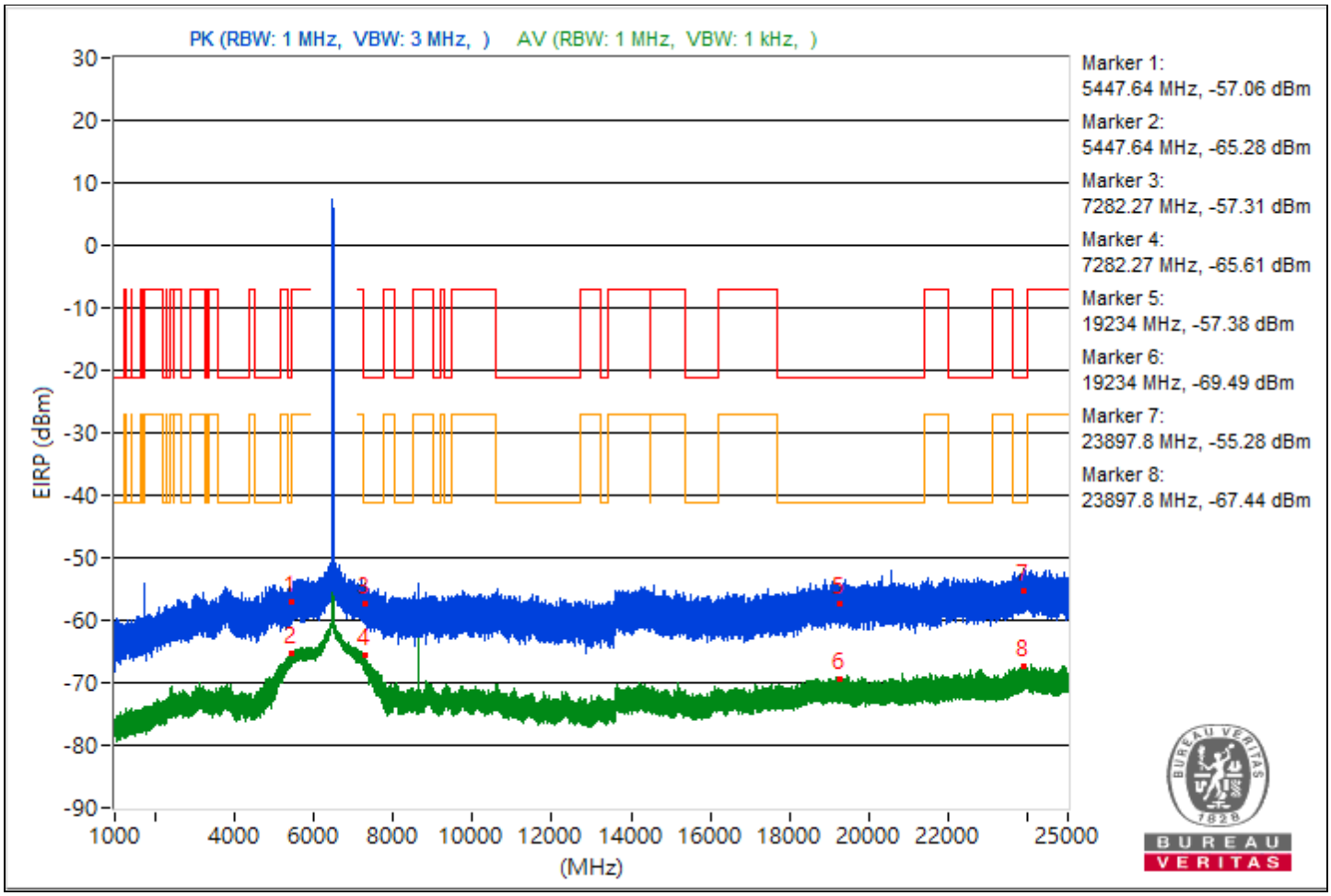

PK (RBW: 1 MHz, VBW: 3 MHz,)
AV (RBW: 1 MHz, VBW: 1 kHz,)
Marker 9:
39561.78 MHz, -61.92 dBm
Marker 10:
39561.78 MHz, -73.07 dBm
EIRP (dBm)
20
10
0
-10
-20
-30
-40
-50
-60
-70
-80
-90
-100
25000
28000
30000
32000
34000
36000
38000
40000
(MHz)
9
10

RF Mode	802.11be (EHT40)	Channel	CH 115：6525 MHz
Frequency Range	1 GHz ~ 40 GHz	Environmental Conditions	25°C, 60% RH
Tested By	Dolly Chung		

Conducted Unwanted Emissions								
No.	Frequency (MHz)	Emission Level (dBuV/m)	Limit (dBuV/m)	Margin (dB)	Raw Value Chain 0 (dBm)	Raw Value Chain 1 (dBm)	Correction Factor (dB)	EIRP Level (dBm)
1	5457.37	37.5 PK	74	-36.5	-69.29	-69	8.37	-57.76
2	5457.37	30.01 AV	54	-23.99	-77.28	-76.07	8.37	-65.25
3	7250.07	38.11 PK	74	-35.89	-69.26	-67.9	8.37	-57.15
4	7250.07	30.42 AV	54	-23.58	-76.48	-75.98	8.37	-64.84
5	19424.1	38.55 PK	74	-35.45	-69.48	-67.03	8.37	-56.71
6	19424.1	26.04 AV	54	-27.96	-82.81	-79.15	8.37	-69.22
7	23971.5	41.04 PK	74	-32.96	-64.86	-66.5	8.37	-54.22
8	23971.5	27.89 AV	54	-26.11	-77.52	-80.49	8.37	-67.37
9	39179.2	34.72 PK	74	-39.28	-72.98	-71.07	8.37	-60.54
10	39179.2	22.43 AV	54	-31.57	-87.24	-82.45	8.37	-72.83

Note: Margin value = Emission Level - Limit value

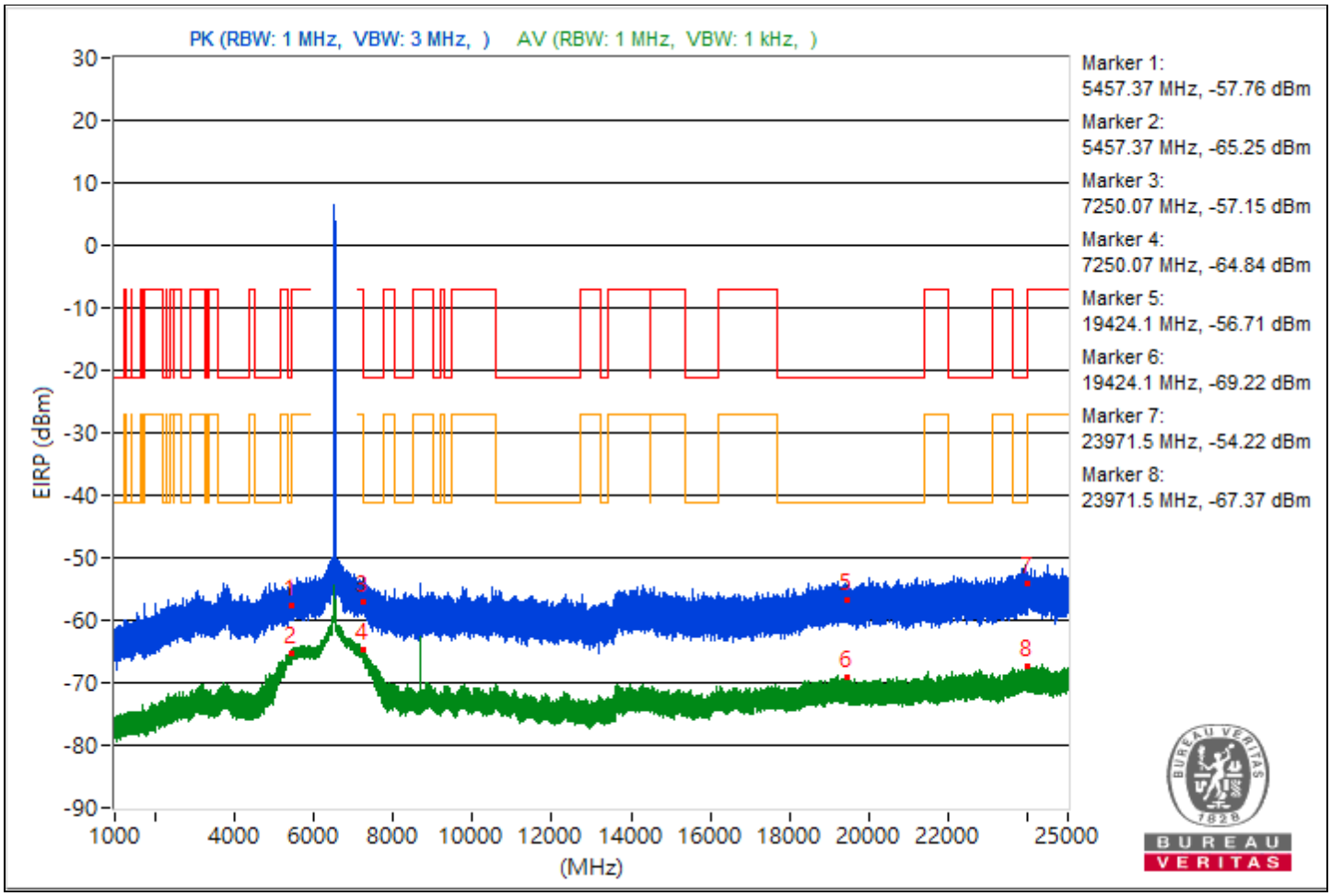

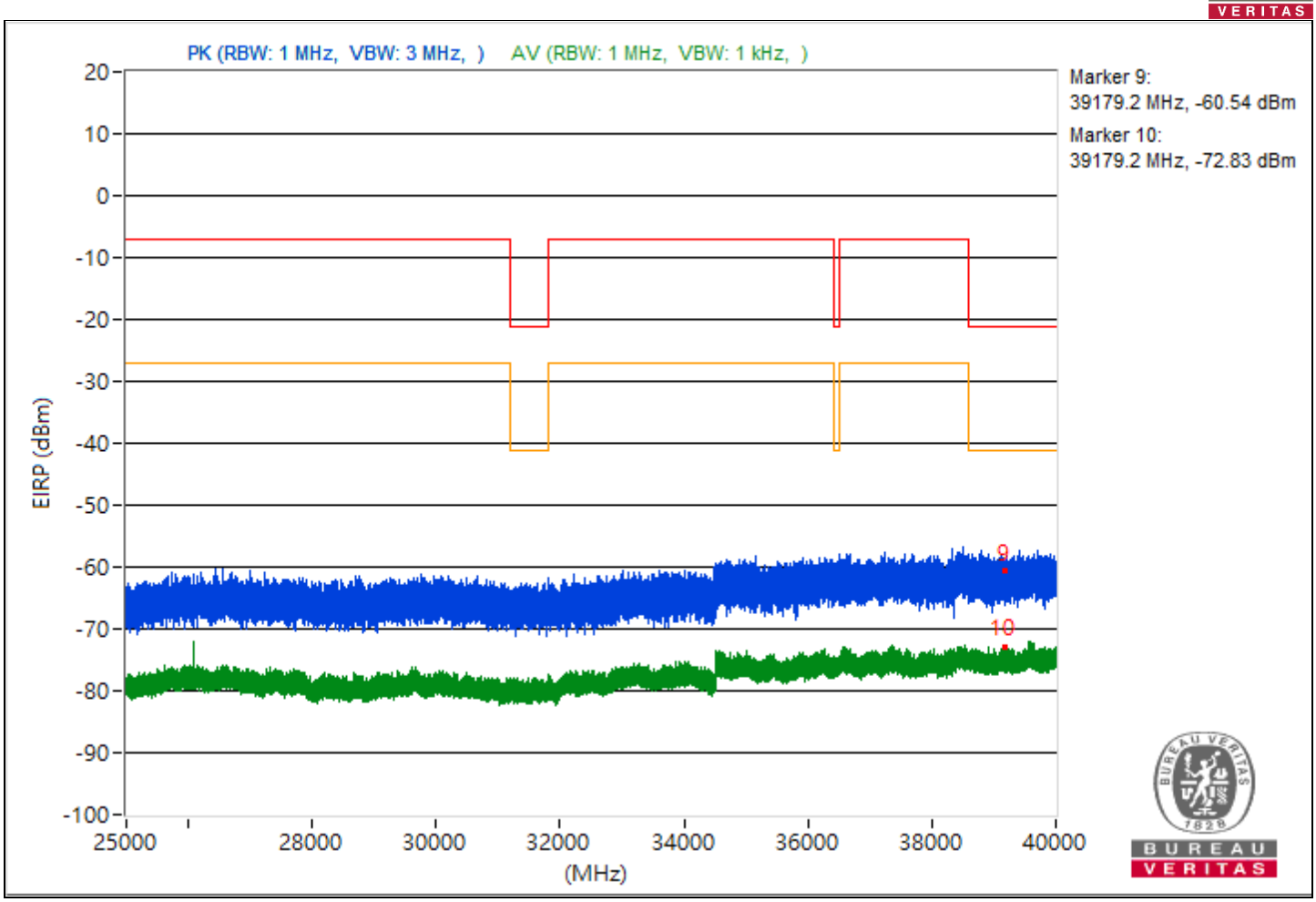
PK (RBW: 1 MHz, VBW: 3 MHz,)
AV (RBW: 1 MHz, VBW: 1 kHz,)
Marker 9:
39179.2 MHz, -60.54 dBm
Marker 10:
39179.2 MHz, -72.83 dBm
EIRP (dBm)
20
10
0
-10
-20
-30
-40
-50
-60
-70
-80
-90
-100
25000
28000
30000
32000
34000
36000
38000
40000
(MHz)
9
10

RF Mode	802.11be (EHT40)	Channel	CH 123：6565 MHz
Frequency Range	1 GHz ~ 40 GHz	Environmental Conditions	25°C, 60% RH
Tested By	Dolly Chung		

Conducted Unwanted Emissions								
No.	Frequency (MHz)	Emission Level (dBuV/m)	Limit (dBuV/m)	Margin (dB)	Raw Value Chain 0 (dBm)	Raw Value Chain 1 (dBm)	Correction Factor (dB)	EIRP Level (dBm)
1	5441.03	39.32 PK	74	-34.68	-68.25	-66.55	8.37	-55.94
2	5441.03	30.18 AV	54	-23.82	-76.91	-76.05	8.37	-65.08
3	7260.02	38.26 PK	74	-35.74	-67.87	-68.97	8.37	-57
4	7260.02	30.23 AV	54	-23.77	-76.91	-75.97	8.37	-65.03
5	20577.8	38.81 PK	74	-35.19	-66.78	-69.22	8.37	-56.45
6	20577.8	26.05 AV	54	-27.95	-82.49	-79.28	8.37	-69.21
7	23988.8	39.91 PK	74	-34.09	-68.54	-65.46	8.37	-55.35
8	23988.8	28.49 AV	54	-25.51	-77.5	-78.91	8.37	-66.77
9	39126.31	33.53 PK	74	-40.47	-72.58	-73.71	8.37	-61.73
10	39126.31	23.22 AV	54	-30.78	-82.46	-84.64	8.37	-72.04

Note: Margin value = Emission Level - Limit value

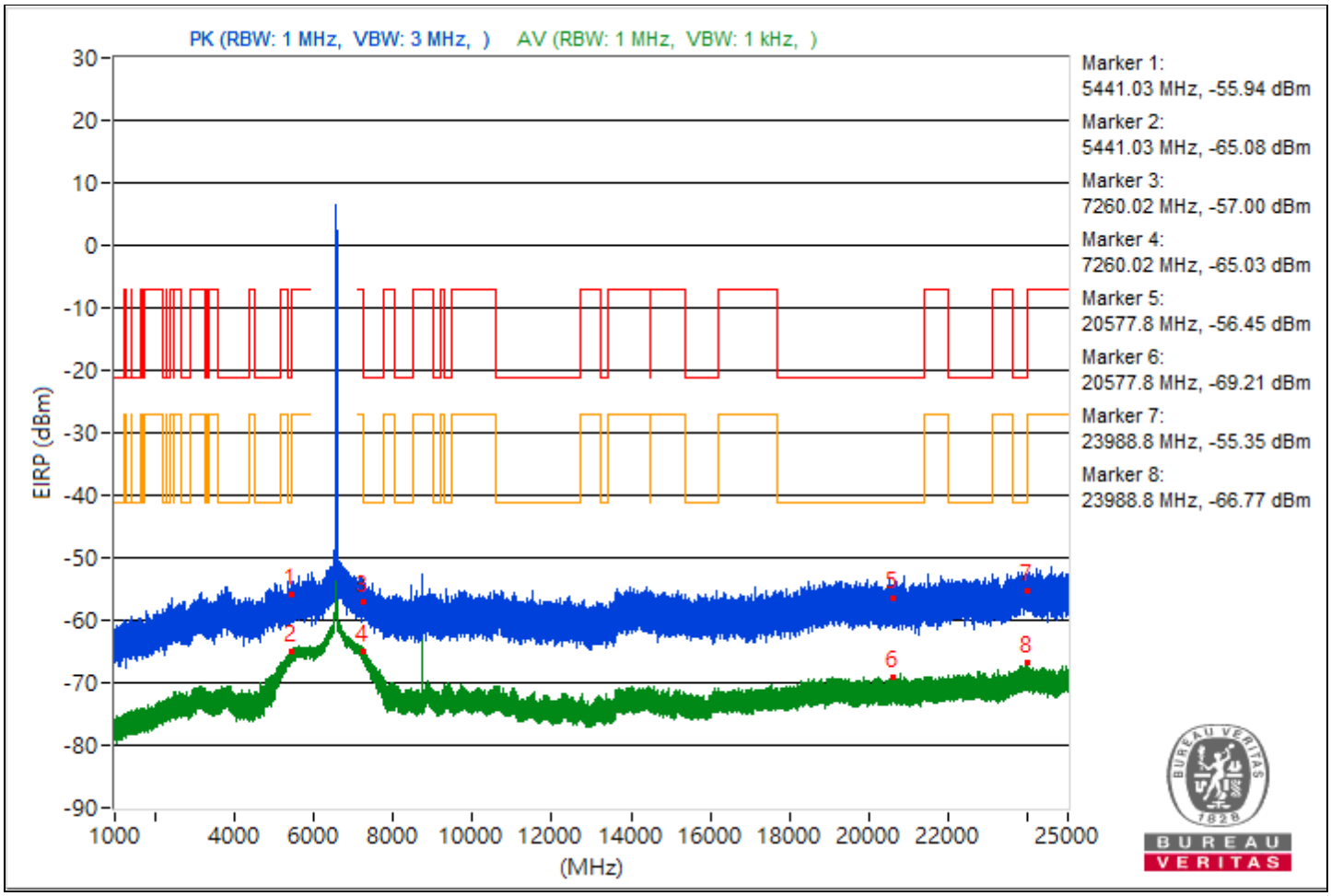

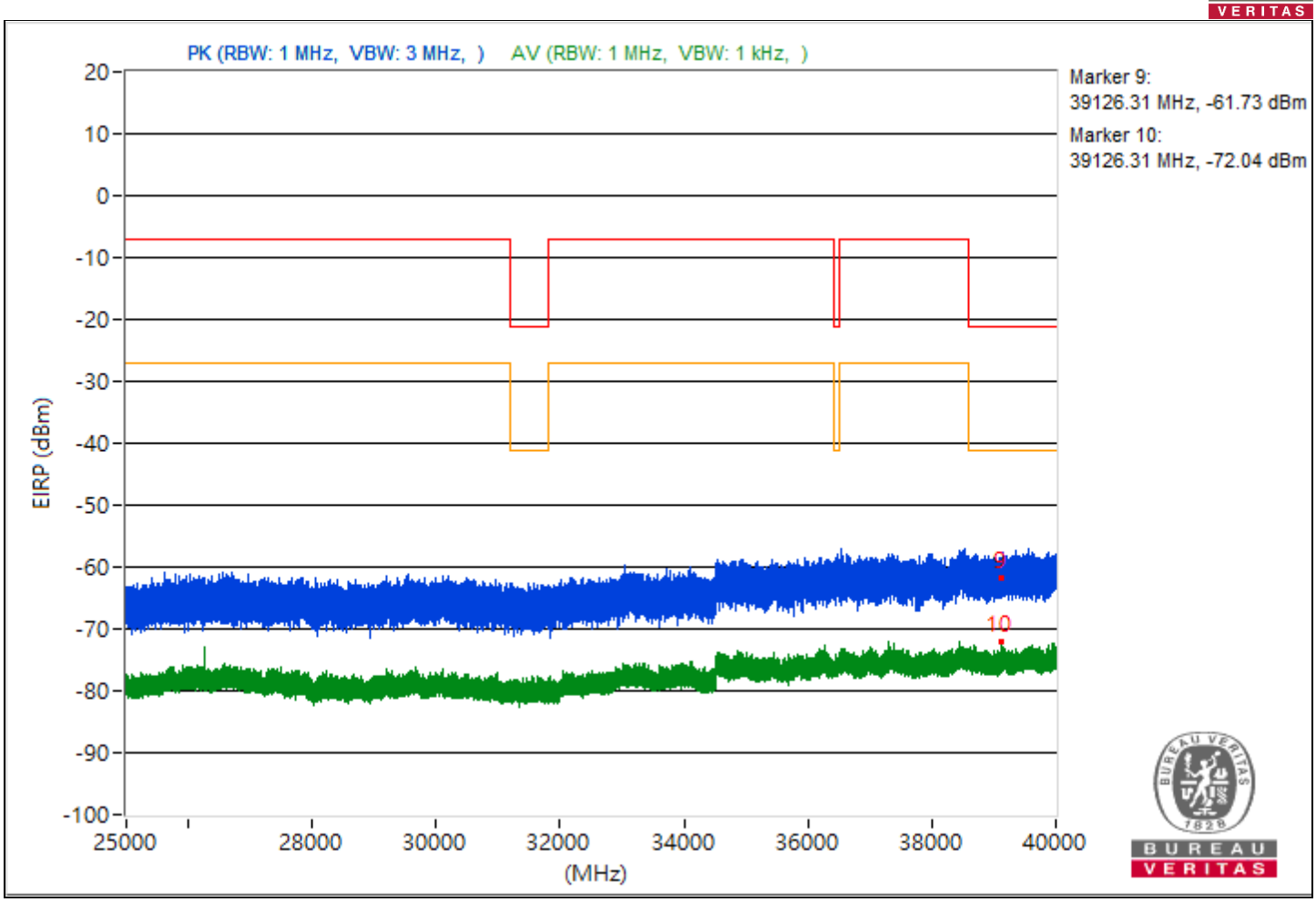
PK (RBW: 1 MHz, VBW: 3 MHz,)
AV (RBW: 1 MHz, VBW: 1 kHz,)
Marker 9:
39126.31 MHz, -61.73 dBm
Marker 10:
39126.31 MHz, -72.04 dBm
EIRP (dBm)
20
10
0
-10
-20
-30
-40
-50
-60
-70
-80
-90
-100
25000
28000
30000
32000
34000
36000
38000
40000
(MHz)
9
10

RF Mode	802.11be (EHT40)	Channel	CH 155：6725 MHz
Frequency Range	1 GHz ~ 40 GHz	Environmental Conditions	25°C, 60% RH
Tested By	Dolly Chung		

Conducted Unwanted Emissions								
No.	Frequency (MHz)	Emission Level (dBuV/m)	Limit (dBuV/m)	Margin (dB)	Raw Value Chain 0 (dBm)	Raw Value Chain 1 (dBm)	Correction Factor (dB)	EIRP Level (dBm)
1	5458.61	35.92 PK	74	-38.08	-70.33	-71.15	8.37	-59.34
2	5458.61	30 AV	54	-24	-76.22	-77.1	8.37	-65.26
3	7251.86	39.66 PK	74	-34.34	-66.92	-67.05	8.37	-55.6
4	7251.86	31.89 AV	54	-22.11	-74.28	-75.28	8.37	-63.37
5	21195.3	35.76 PK	74	-38.24	-73.66	-69.2	8.37	-59.5
6	21195.3	26.57 AV	54	-27.43	-80.86	-79.41	8.37	-68.69
7	23993.6	39.59 PK	74	-34.41	-66.15	-68.18	8.37	-55.67
8	23993.6	27.82 AV	54	-26.18	-80.77	-77.48	8.37	-67.44
9	39980.36	33.66 PK	74	-40.34	-72.85	-73.12	8.37	-61.6
10	39980.36	22.66 AV	54	-31.34	-86.37	-82.45	8.37	-72.6

Note: Margin value = Emission Level - Limit value

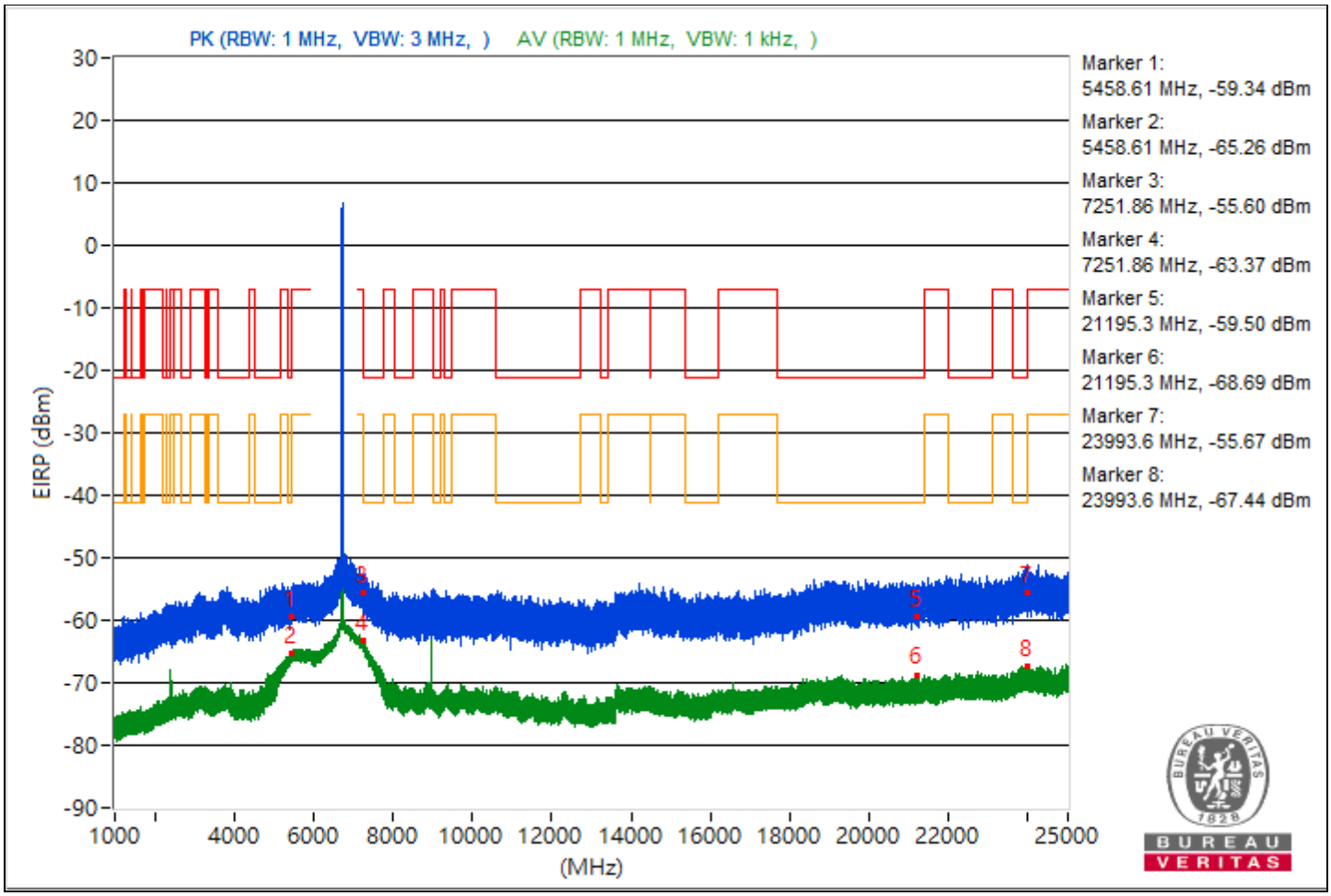

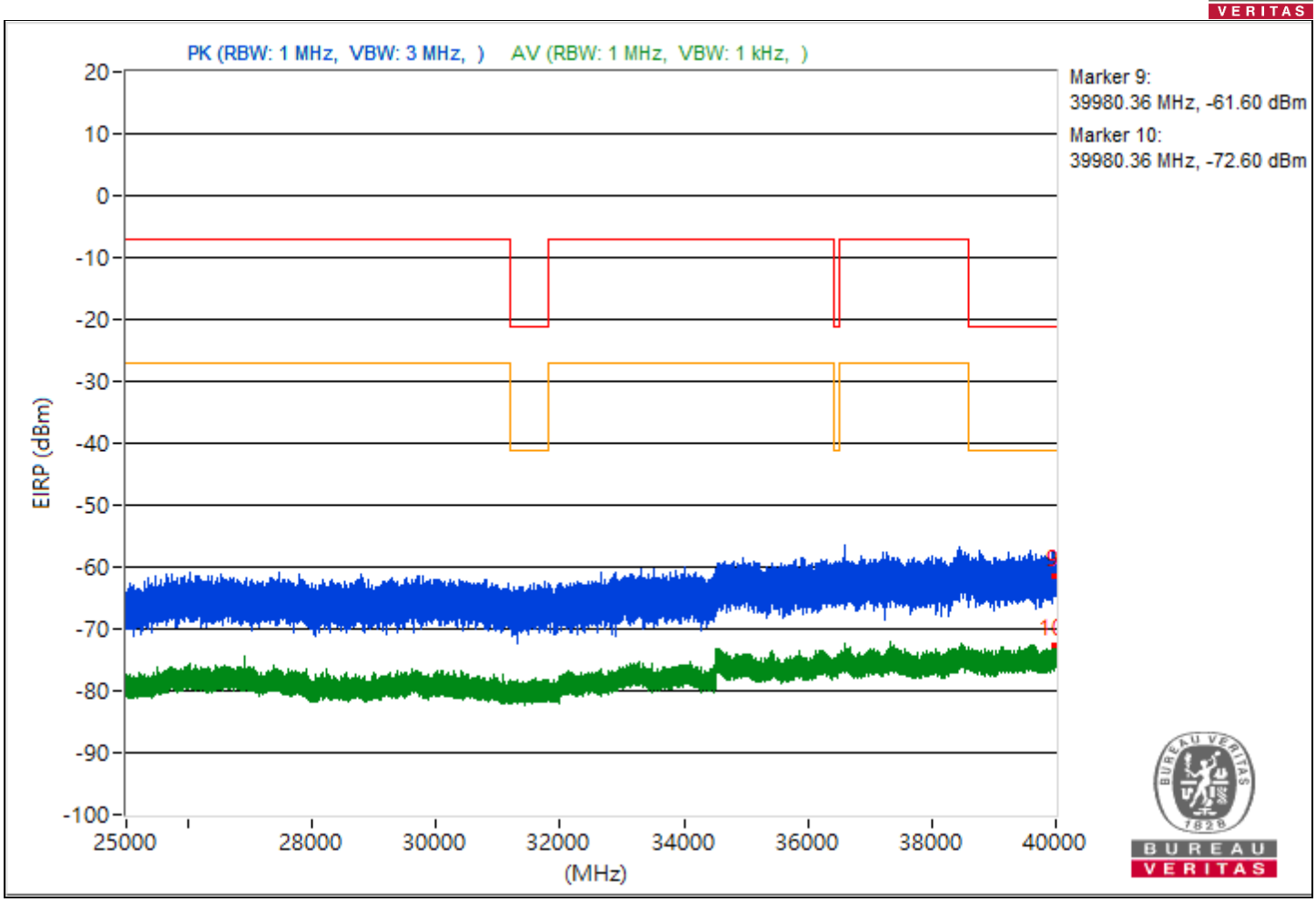
PK (RBW: 1 MHz, VBW: 3 MHz,)
AV (RBW: 1 MHz, VBW: 1 kHz,)
Marker 9:
39980.36 MHz, -61.60 dBm
Marker 10:
39980.36 MHz, -72.60 dBm
EIRP (dBm)
20
10
0
-10
-20
-30
-40
-50
-60
-70
-80
-90
-100
25000
28000
30000
32000
34000
36000
38000
40000
(MHz)

RF Mode	802.11be (EHT40)	Channel	CH 179：6845 MHz
Frequency Range	1 GHz ~ 40 GHz	Environmental Conditions	25°C, 60% RH
Tested By	Dolly Chung		

Conducted Unwanted Emissions								
No.	Frequency (MHz)	Emission Level (dBuV/m)	Limit (dBuV/m)	Margin (dB)	Raw Value Chain 0 (dBm)	Raw Value Chain 1 (dBm)	Correction Factor (dB)	EIRP Level (dBm)
1	5459.86	37.3 PK	74	-36.7	-68.85	-69.9	8.37	-57.96
2	5459.86	29.48 AV	54	-24.52	-77.79	-76.62	8.37	-65.78
3	7250.46	40.69 PK	74	-33.31	-65.6	-66.33	8.37	-54.57
4	7250.46	32.71 AV	54	-21.29	-73.98	-73.88	8.37	-62.55
5	21371.4	38.54 PK	74	-35.46	-67.41	-68.91	8.37	-56.72
6	21371.4	25.68 AV	54	-28.32	-79.43	-83.32	8.37	-69.58
7	23916.5	39.39 PK	74	-34.61	-67	-67.52	8.37	-55.87
8	23916.5	28.01 AV	54	-25.99	-77.02	-81.22	8.37	-67.25
9	39973.51	35.22 PK	74	-38.78	-75.42	-69.38	8.37	-60.04
10	39973.51	22.51 AV	54	-31.49	-85.68	-82.99	8.37	-72.75

Note: Margin value = Emission Level - Limit value

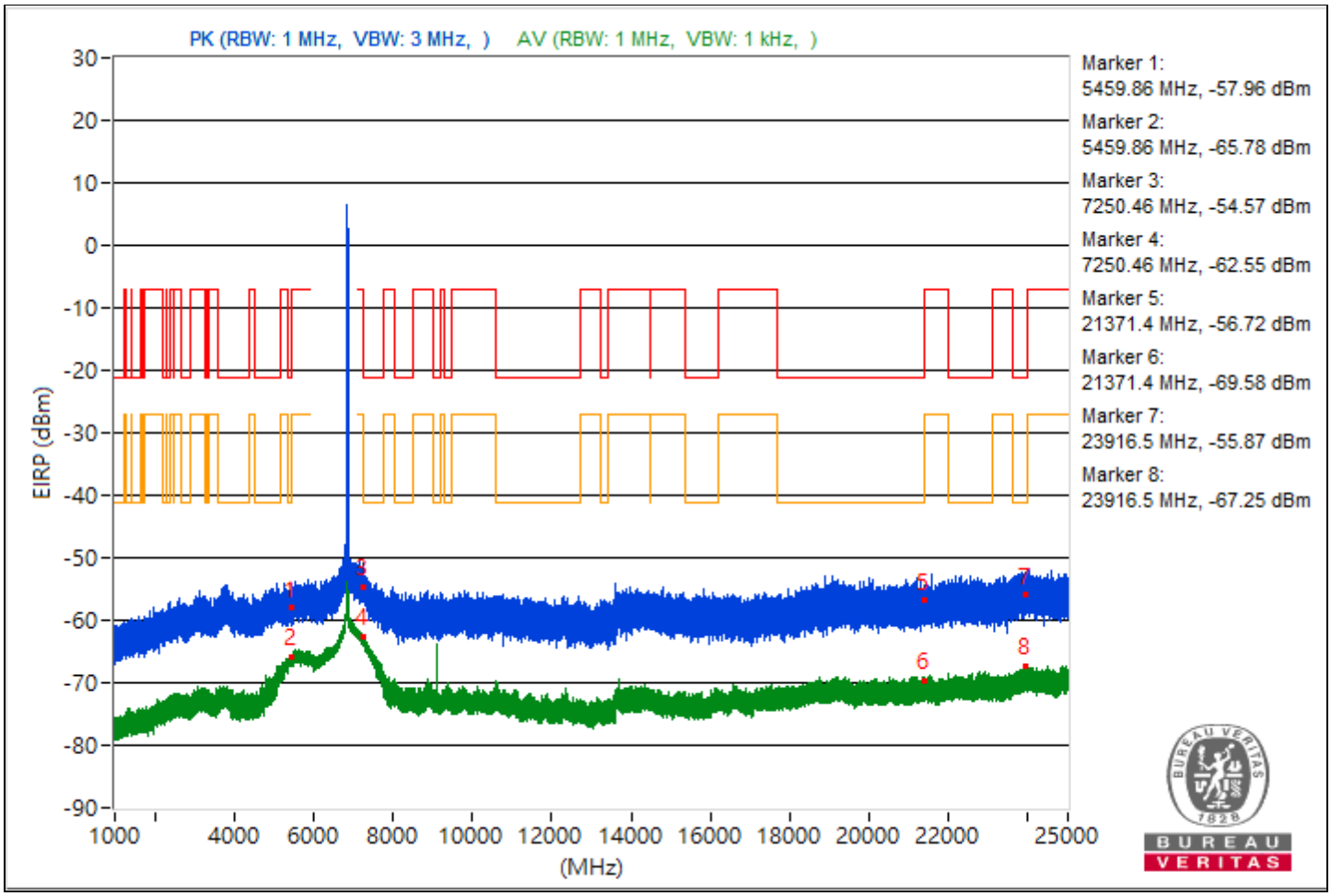

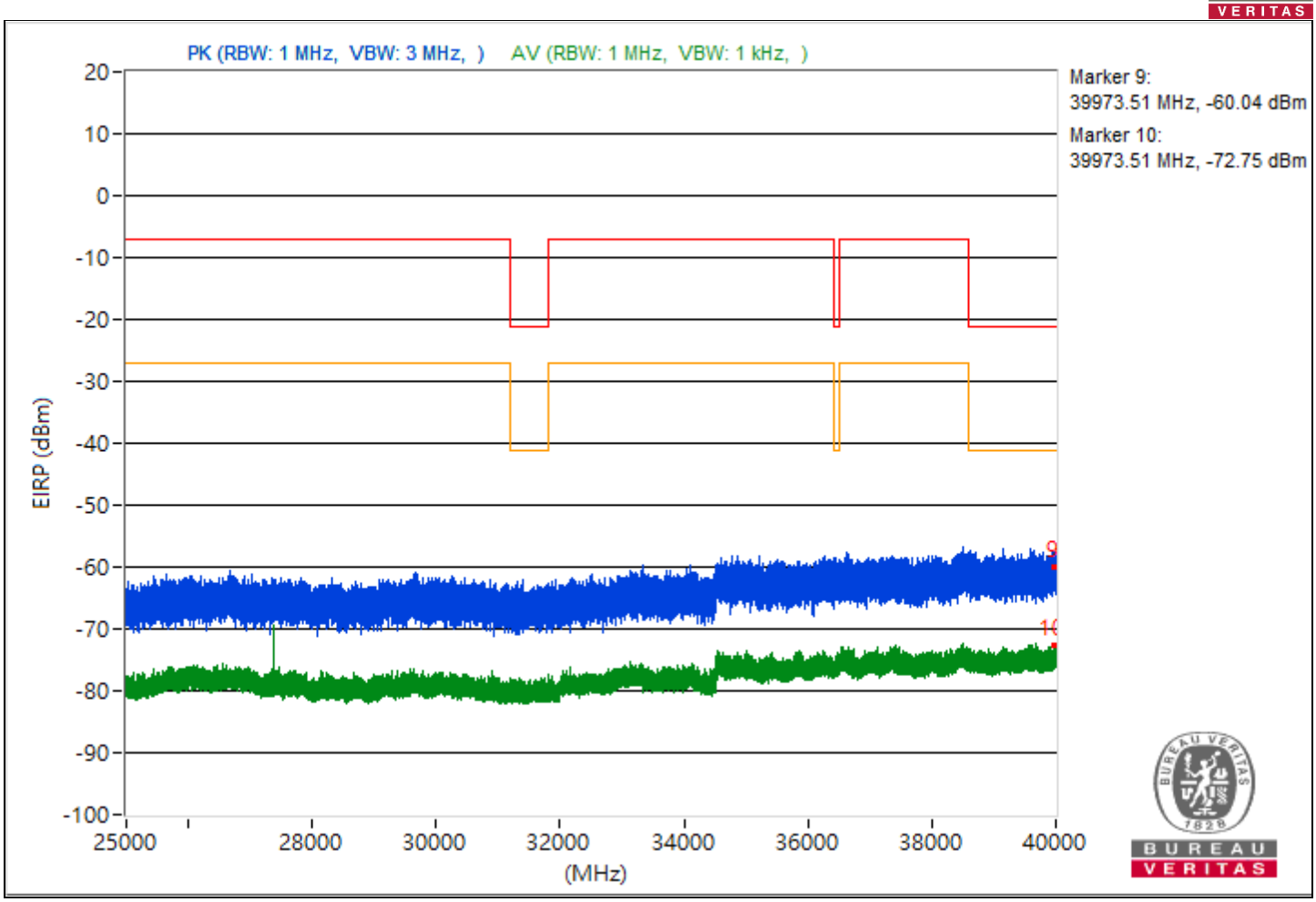
PK (RBW: 1 MHz, VBW: 3 MHz,)
AV (RBW: 1 MHz, VBW: 1 kHz,)
Marker 9:
39973.51 MHz, -60.04 dBm
Marker 10:
39973.51 MHz, -72.75 dBm
EIRP (dBm)
20
10
0
-10
-20
-30
-40
-50
-60
-70
-80
-90
-100
25000
28000
30000
32000
34000
36000
38000
40000
(MHz)

RF Mode	802.11be (EHT40)	Channel	CH 187：6885 MHz
Frequency Range	1 GHz ~ 40 GHz	Environmental Conditions	25°C, 60% RH
Tested By	Dolly Chung		

Conducted Unwanted Emissions								
No.	Frequency (MHz)	Emission Level (dBuV/m)	Limit (dBuV/m)	Margin (dB)	Raw Value Chain 0 (dBm)	Raw Value Chain 1 (dBm)	Correction Factor (dB)	EIRP Level (dBm)
1	5454.02	36.16 PK	74	-37.84	-70.86	-70.13	8.37	-59.1
2	5454.02	29.66 AV	54	-24.34	-77.29	-76.7	8.37	-65.6
3	7252.94	39.24 PK	74	-34.76	-70.54	-65.6	8.37	-56.02
4	7252.94	32.8 AV	54	-21.2	-74.01	-73.68	8.37	-62.46
5	19082.2	38.76 PK	74	-35.24	-68.36	-67.45	8.37	-56.5
6	19082.2	26.18 AV	54	-27.82	-79.34	-81.99	8.37	-69.08
7	23848.6	40.32 PK	74	-33.68	-66.86	-65.84	8.37	-54.94
8	23848.6	28.32 AV	54	-25.68	-77.81	-78.9	8.37	-66.94
9	39982.31	34.62 PK	74	-39.38	-71.99	-72.05	8.37	-60.64
10	39982.31	23.17 AV	54	-30.83	-85.01	-82.34	8.37	-72.09

Note: Margin value = Emission Level - Limit value

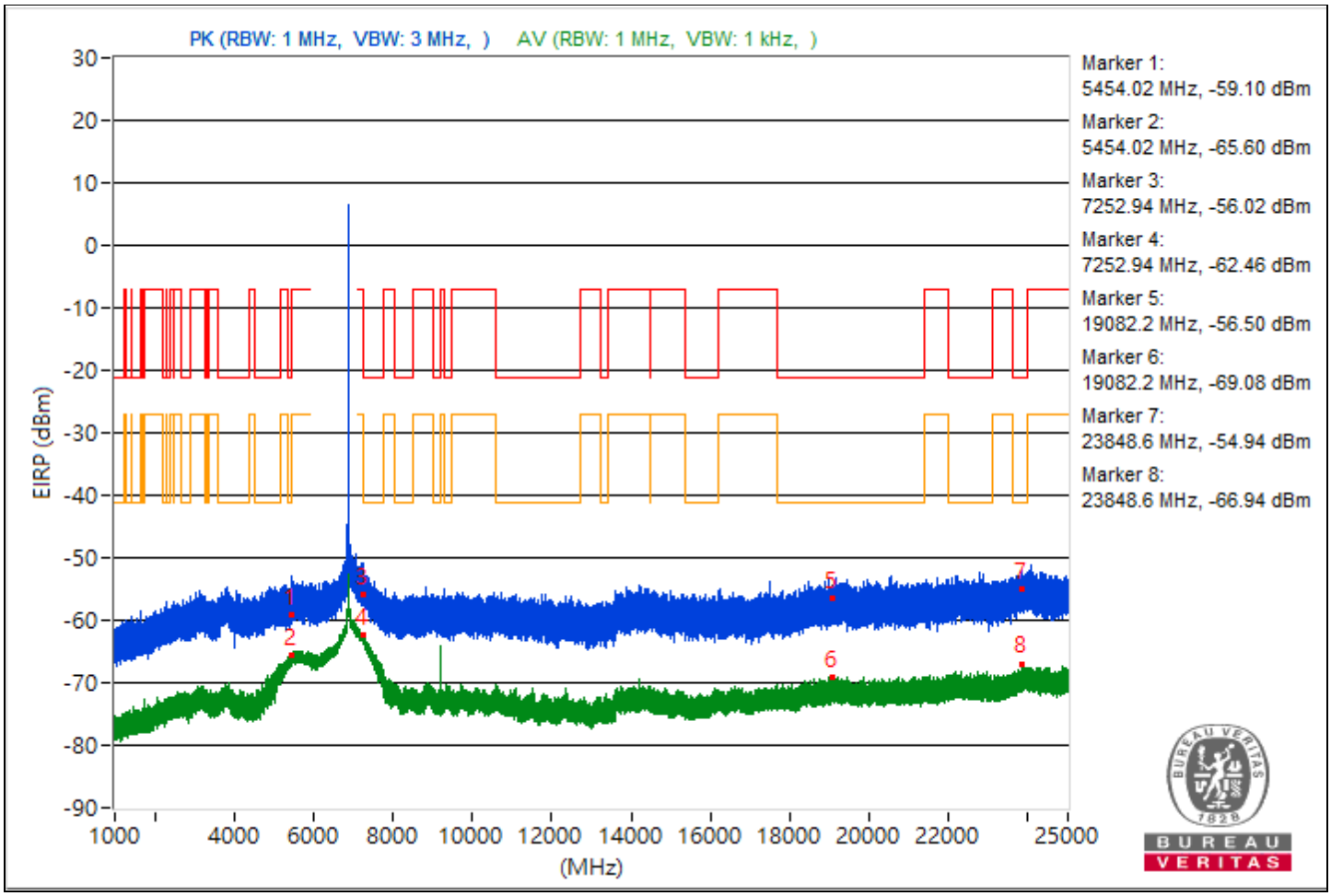

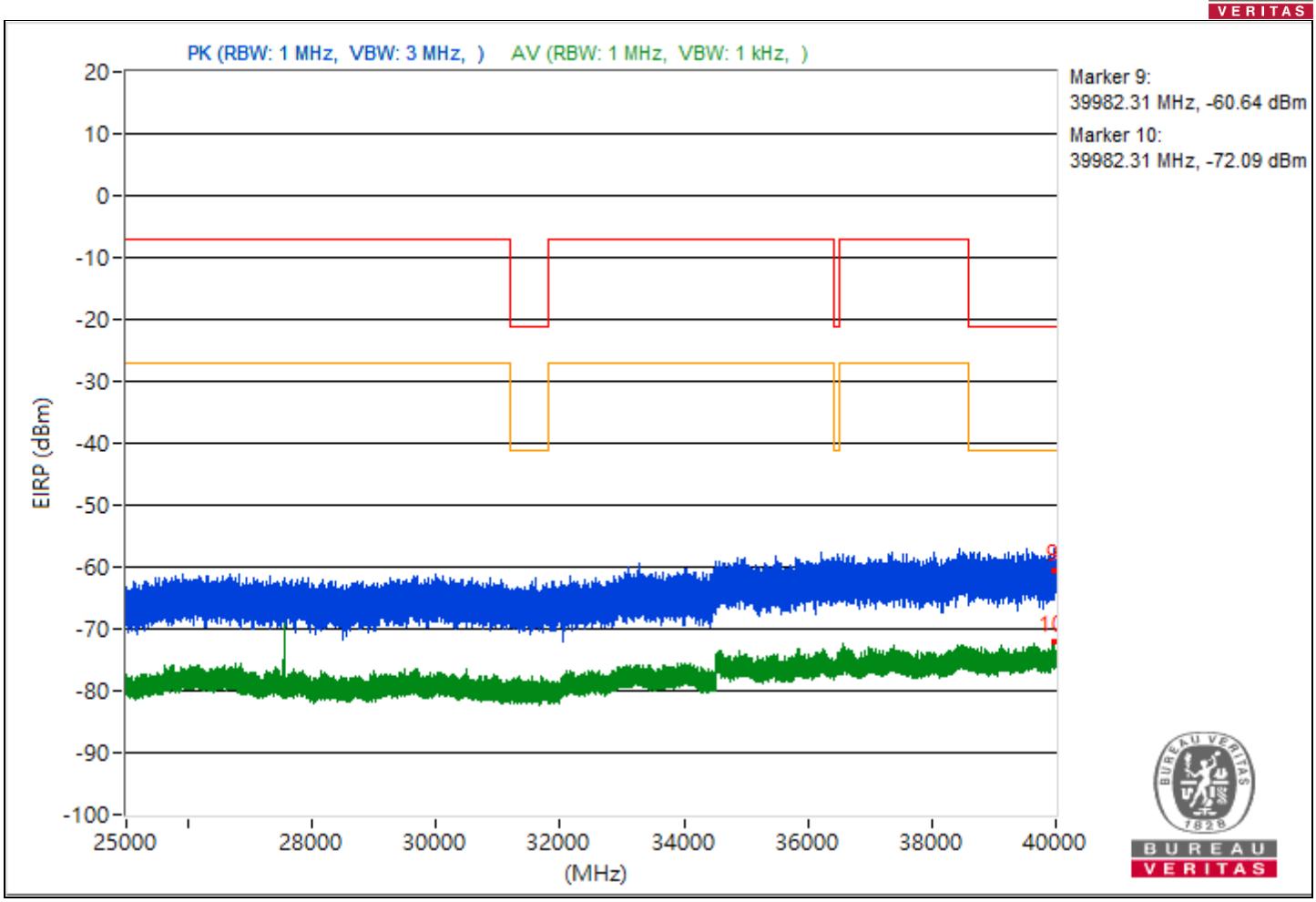
PK (RBW: 1 MHz, VBW: 3 MHz,)
AV (RBW: 1 MHz, VBW: 1 kHz,)
Marker 9:
39982.31 MHz, -60.64 dBm
Marker 10:
39982.31 MHz, -72.09 dBm
EIRP (dBm)
20
10
0
-10
-20
-30
-40
-50
-60
-70
-80
-90
-100
25000
28000
30000
32000
34000
36000
38000
40000
(MHz)

RF Mode	802.11be (EHT40)	Channel	CH 211：7005 MHz
Frequency Range	1 GHz ~ 40 GHz	Environmental Conditions	25°C, 60% RH
Tested By	Dolly Chung		

Conducted Unwanted Emissions								
No.	Frequency (MHz)	Emission Level (dBuV/m)	Limit (dBuV/m)	Margin (dB)	Raw Value Chain 0 (dBm)	Raw Value Chain 1 (dBm)	Correction Factor (dB)	EIRP Level (dBm)
1	5455.11	38.22 PK	74	-35.78	-66.96	-70.63	8.37	-57.04
2	5455.11	29.5 AV	54	-24.5	-77.59	-76.73	8.37	-65.76
3	7251.93	42.78 PK	74	-31.22	-64.36	-63.41	8.37	-52.48
4	7251.93	33.95 AV	54	-20.05	-73.08	-72.34	8.37	-61.31
5	20588.7	39.69 PK	74	-34.31	-66.98	-66.92	8.37	-55.57
6	20588.7	26.07 AV	54	-27.93	-78.76	-83.74	8.37	-69.19
7	23778.3	38.5 PK	74	-35.5	-67.96	-68.32	8.37	-56.76
8	23778.3	27.88 AV	54	-26.12	-80.01	-77.78	8.37	-67.38
9	39548.98	33.59 PK	74	-40.41	-74.25	-72.12	8.37	-61.67
10	39548.98	22.4 AV	54	-31.6	-87.16	-82.52	8.37	-72.86

Note: Margin value = Emission Level - Limit value

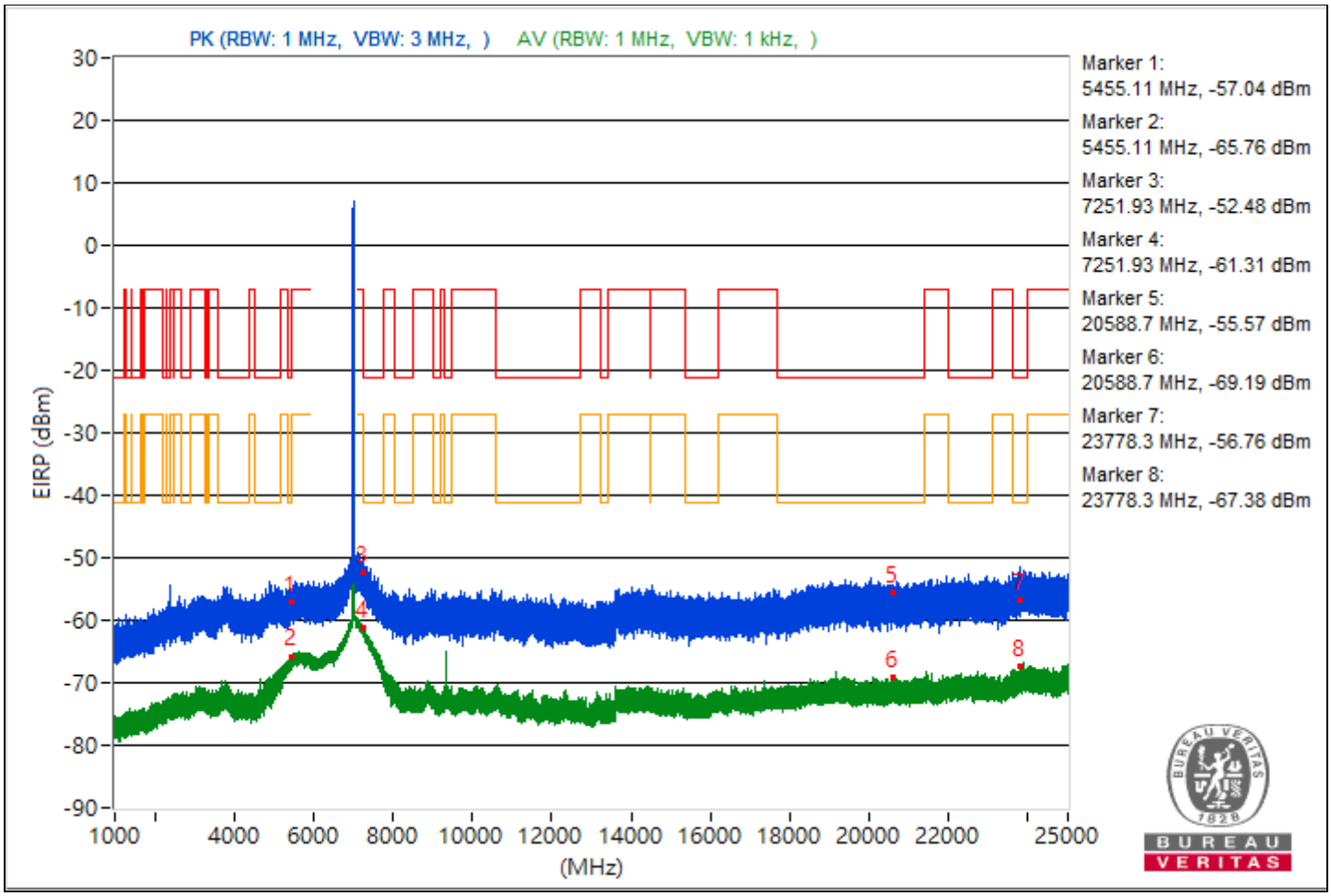

PK (RBW: 1 MHz, VBW: 3 MHz,)
AV (RBW: 1 MHz, VBW: 1 kHz,)
Marker 9:
39548.98 MHz, -61.67 dBm
Marker 10:
39548.98 MHz, -72.86 dBm
EIRP (dBm)
20
10
0
-10
-20
-30
-40
-50
-60
-70
-80
-90
-100
25000
28000
30000
32000
34000
36000
38000
40000
(MHz)
9
10

RF Mode	802.11be (EHT40)	Channel	CH 227：7085 MHz
Frequency Range	1 GHz ~ 40 GHz	Environmental Conditions	25°C, 60% RH
Tested By	Dolly Chung		

Conducted Unwanted Emissions								
No.	Frequency (MHz)	Emission Level (dBuV/m)	Limit (dBuV/m)	Margin (dB)	Raw Value Chain 0 (dBm)	Raw Value Chain 1 (dBm)	Correction Factor (dB)	EIRP Level (dBm)
1	5446.71	38.81 PK	74	-35.19	-67.25	-68.5	8.37	-56.45
2	5446.71	30.19 AV	54	-23.81	-76.29	-76.61	8.37	-65.07
3	7253.72	42.11 PK	74	-31.89	-64.64	-64.41	8.37	-53.15
4	7253.72	36.05 AV	54	-17.95	-70.49	-70.69	8.37	-59.21
5	19426.2	38.09 PK	74	-35.91	-68.13	-69.01	8.37	-57.17
6	19426.2	26.44 AV	54	-27.56	-81.6	-79.14	8.37	-68.82
7	23949.7	39.18 PK	74	-34.82	-66.68	-68.4	8.37	-56.08
8	23949.7	27.82 AV	54	-26.18	-77.46	-80.81	8.37	-67.44
9	39604.71	34.23 PK	74	-39.77	-71.4	-73.74	8.37	-61.03
10	39604.71	23.2 AV	54	-30.8	-84.34	-82.7	8.37	-72.06

Note: Margin value = Emission Level - Limit value

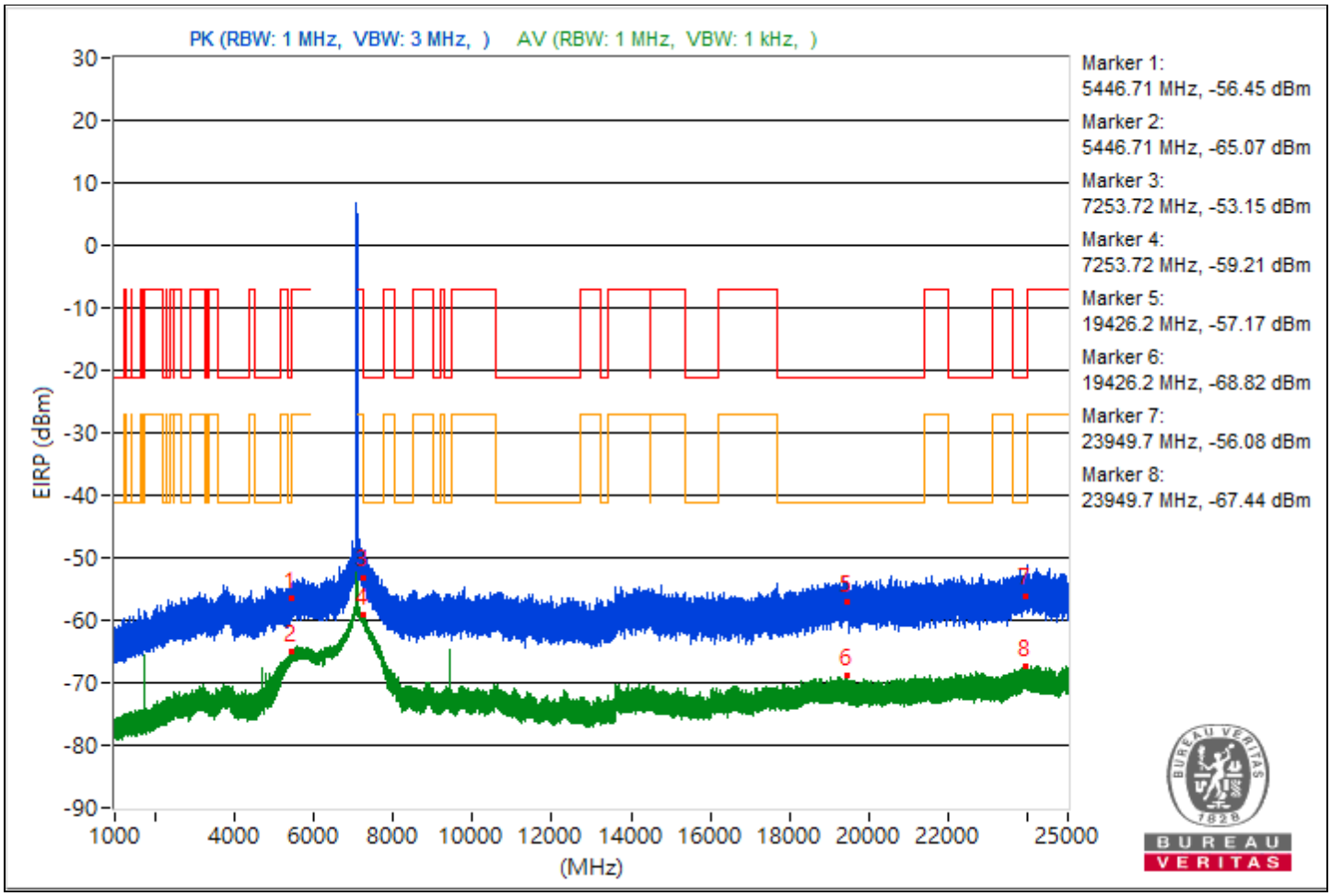

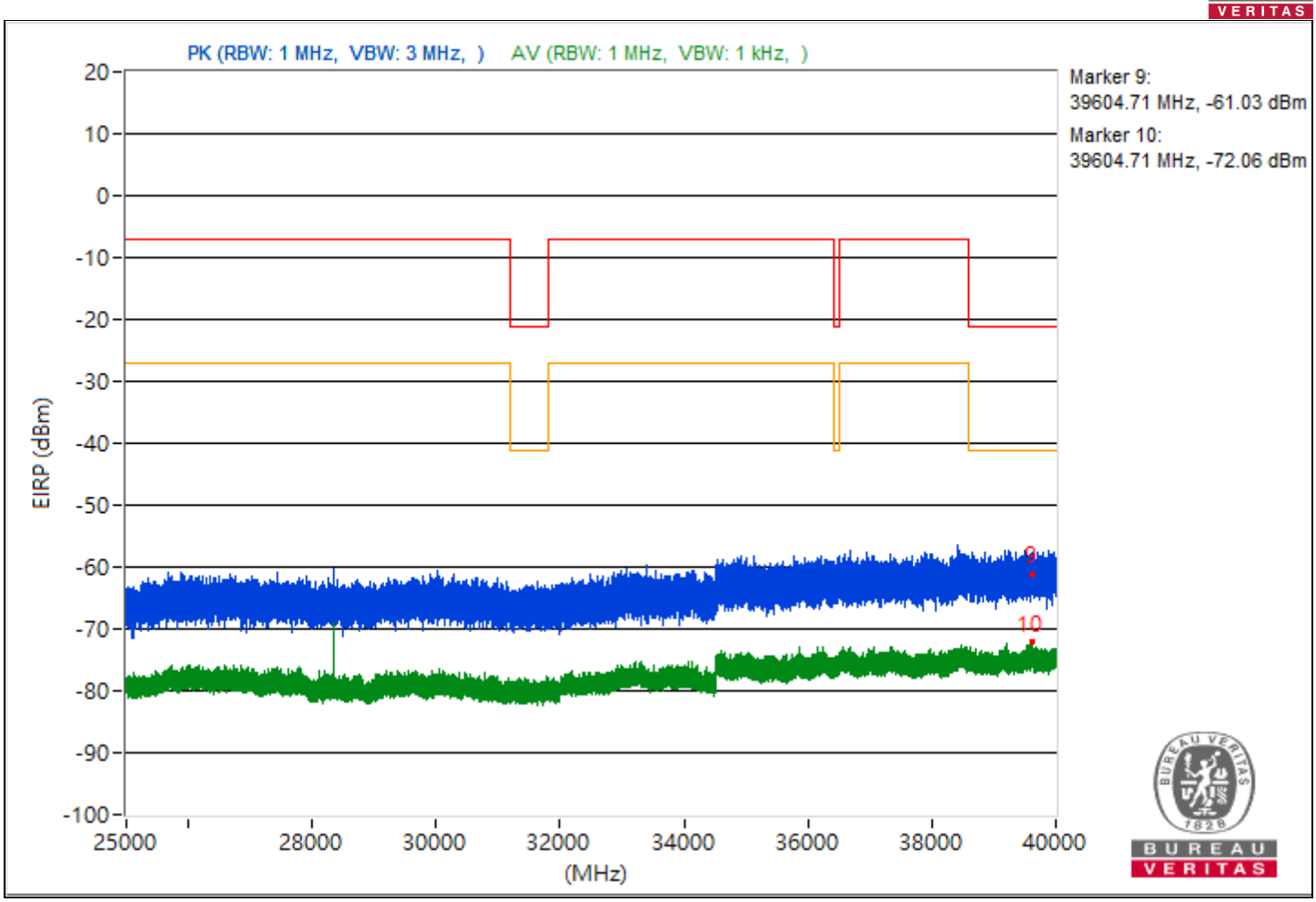
PK (RBW: 1 MHz, VBW: 3 MHz,)
AV (RBW: 1 MHz, VBW: 1 kHz,)
Marker 9:
39604.71 MHz, -61.03 dBm
Marker 10:
39604.71 MHz, -72.06 dBm
EIRP (dBm)
20
10
0
-10
-20
-30
-40
-50
-60
-70
-80
-90
-100
25000
28000
30000
32000
34000
36000
38000
40000
(MHz)
9
10

RF Mode	802.11be (EHT80)	Channel	CH 7：5985 MHz
Frequency Range	1 GHz ~ 40 GHz	Environmental Conditions	25°C, 60% RH
Tested By	Dolly Chung		

Conducted Unwanted Emissions								
No.	Frequency (MHz)	Emission Level (dBuV/m)	Limit (dBuV/m)	Margin (dB)	Raw Value Chain 0 (dBm)	Raw Value Chain 1 (dBm)	Correction Factor (dB)	EIRP Level (dBm)
1	5457.21	43.36 PK	74	-30.64	-63.86	-62.77	8.37	-51.9
2	5457.21	35.3 AV	54	-18.7	-72.04	-70.74	8.37	-59.96
3	#7980.17	48.08 PK	88.26	-40.18	-55.92	-66.44	8.37	-47.18
4	#7980.17	46.44 AV	68.26	-21.82	-57.36	-71.32	8.37	-48.82
5	21079.4	37.47 PK	74	-36.53	-69.59	-68.79	8.37	-57.79
6	21079.4	26.2 AV	54	-27.8	-79.21	-82.17	8.37	-69.06
7	23940	39.5 PK	74	-34.5	-67.87	-66.52	8.37	-55.76
8	23940	28.98 AV	54	-25.02	-75.56	-81.88	8.37	-66.28
9	39637.16	32.77 PK	74	-41.23	-74.87	-73.05	8.37	-62.49
10	39637.16	22.03 AV	54	-31.97	-87.98	-82.74	8.37	-73.23

Notes:

1. Margin value = Emission Level - Limit value
2. " # ": The radiated frequency is out of the restricted band.

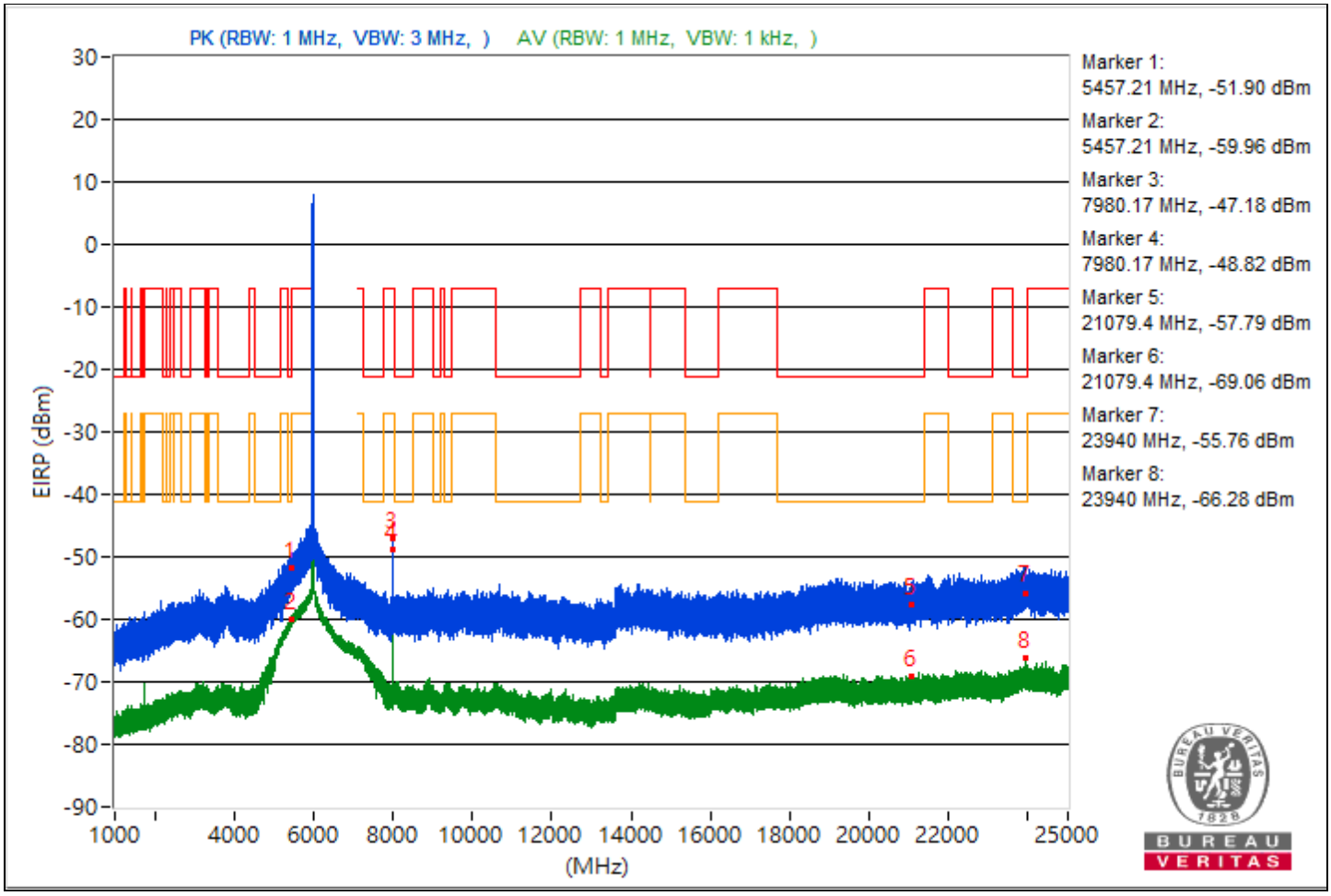

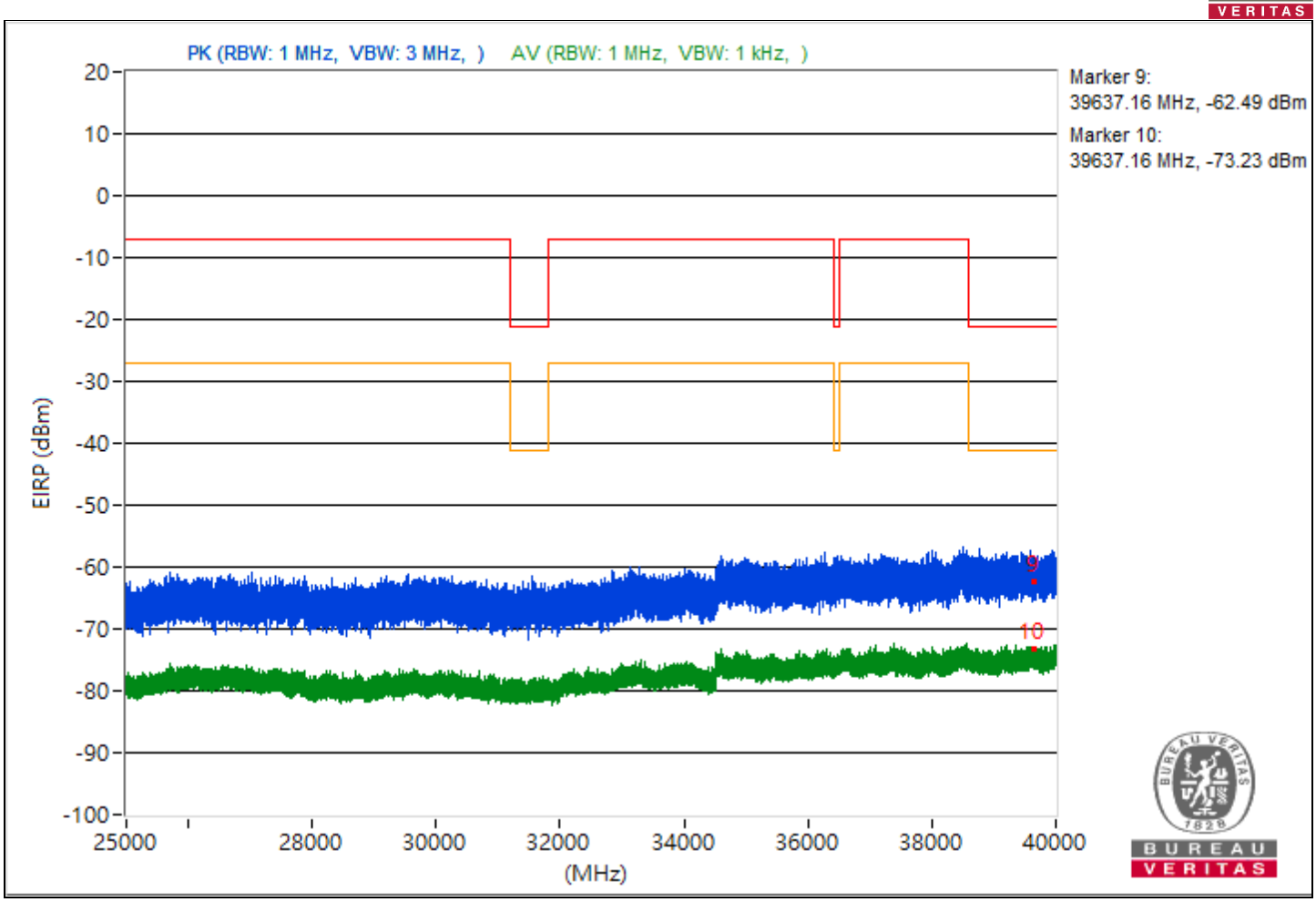
PK (RBW: 1 MHz, VBW: 3 MHz,)
AV (RBW: 1 MHz, VBW: 1 kHz,)
Marker 9:
39637.16 MHz, -62.49 dBm
Marker 10:
39637.16 MHz, -73.23 dBm
EIRP (dBm)
20
10
0
-10
-20
-30
-40
-50
-60
-70
-80
-90
-100
25000
28000
30000
32000
34000
36000
38000
40000
(MHz)
9
10

RF Mode	802.11be (EHT80)	Channel	CH 39：6145 MHz
Frequency Range	1 GHz ~ 40 GHz	Environmental Conditions	25°C, 60% RH
Tested By	Dolly Chung		

Conducted Unwanted Emissions								
No.	Frequency (MHz)	Emission Level (dBuV/m)	Limit (dBuV/m)	Margin (dB)	Raw Value Chain 0 (dBm)	Raw Value Chain 1 (dBm)	Correction Factor (dB)	EIRP Level (dBm)
1	5458.46	41.98 PK	74	-32.02	-63.76	-65.79	8.37	-53.28
2	5458.46	34.7 AV	54	-19.3	-72.58	-71.39	8.37	-60.56
3	8193.42	46.28 PK	74	-27.72	-57.86	-66.9	8.37	-48.98
4	8193.42	44.08 AV	54	-9.92	-59.85	-71.41	8.37	-51.18
5	19305.5	38.34 PK	74	-35.66	-68.43	-68.17	8.37	-56.92
6	19305.5	26.99 AV	54	-27.01	-79.03	-80.36	8.37	-68.27
7	23801.5	40.65 PK	74	-33.35	-65.87	-66.12	8.37	-54.61
8	23801.5	27.25 AV	54	-26.75	-82.65	-77.55	8.37	-68.01
9	39151.64	33.35 PK	74	-40.65	-73.52	-73.07	8.37	-61.91
10	39151.64	22.75 AV	54	-31.25	-81.91	-87.65	8.37	-72.51

Note: Margin value = Emission Level - Limit value

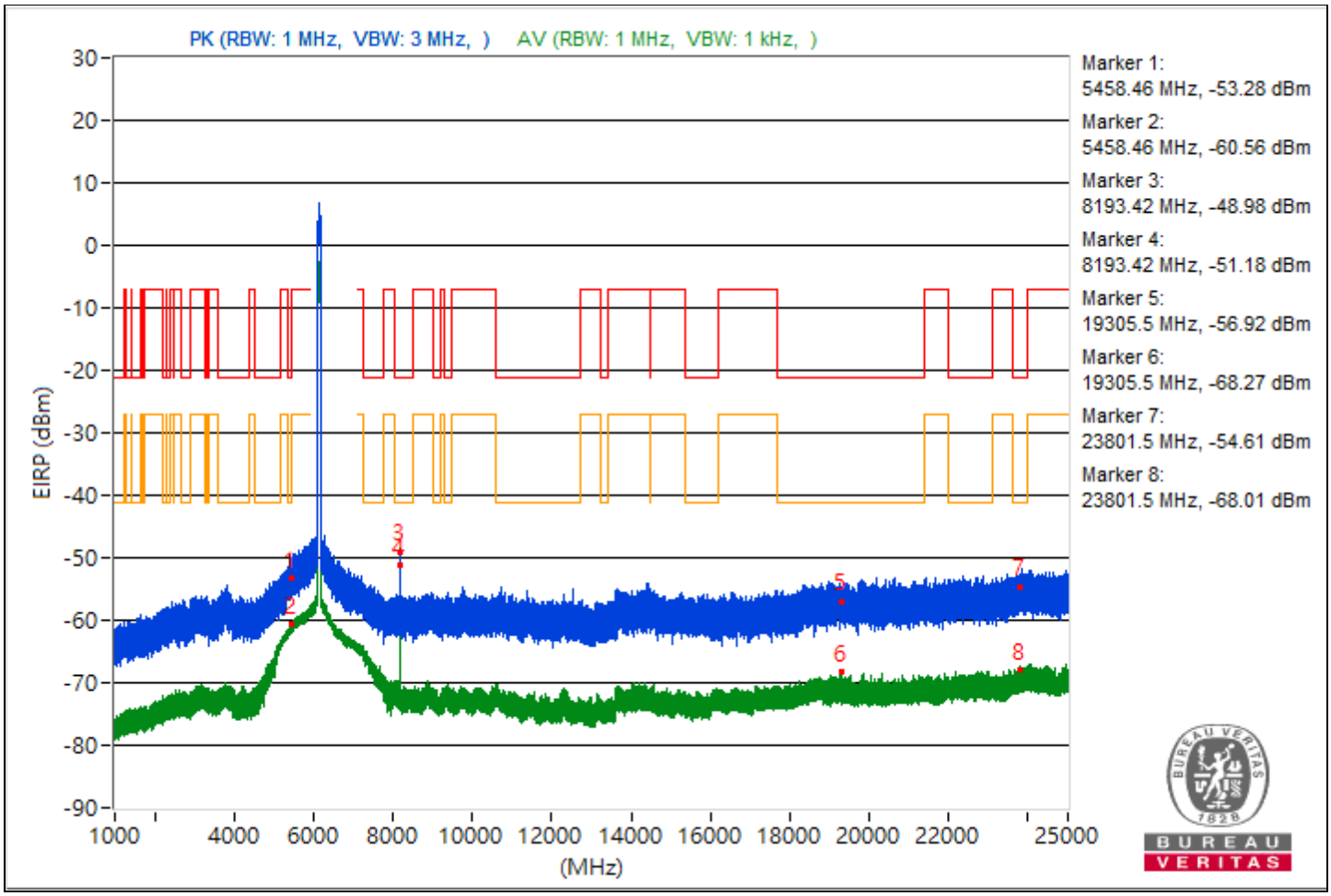

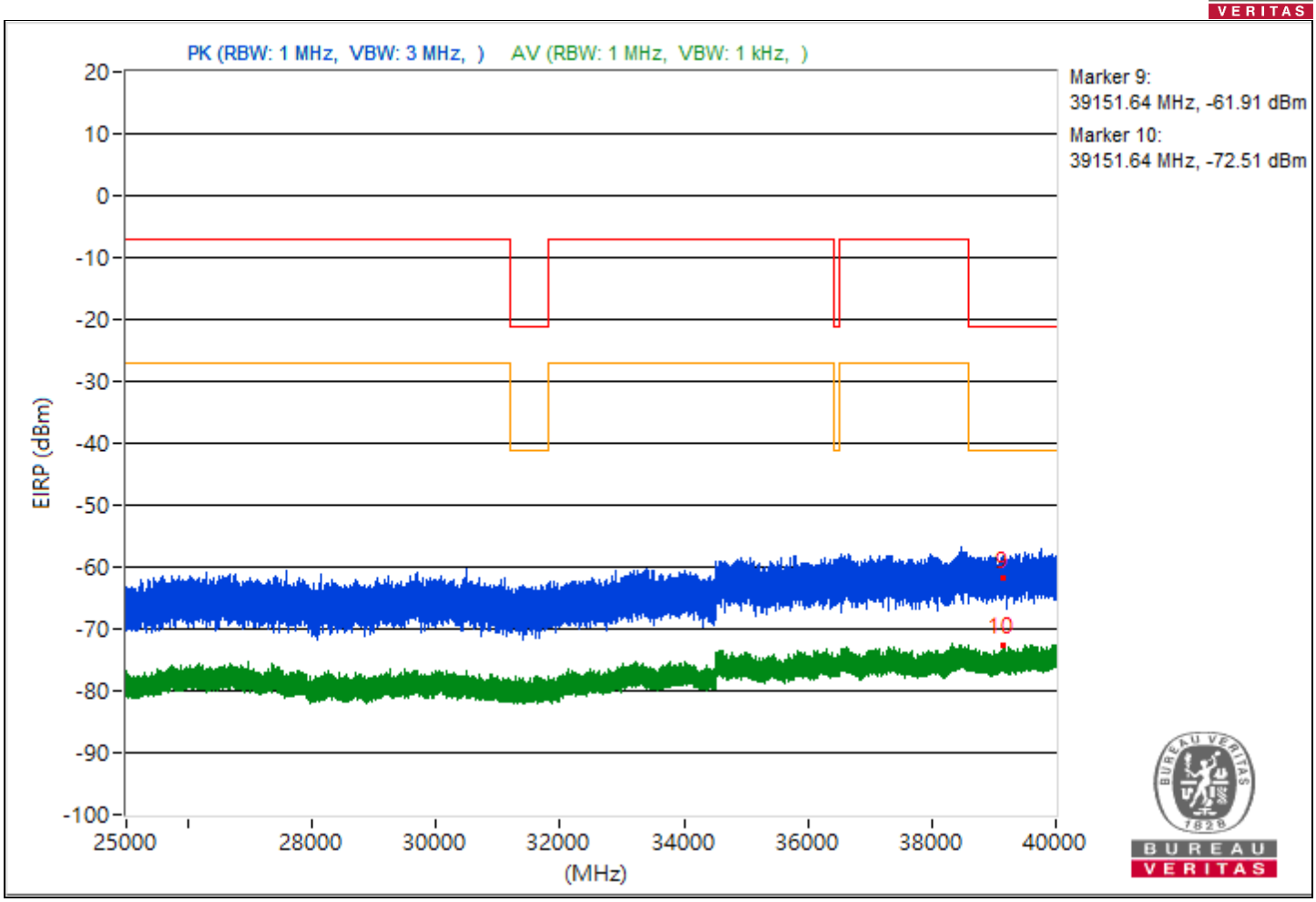
PK (RBW: 1 MHz, VBW: 3 MHz,)
AV (RBW: 1 MHz, VBW: 1 kHz,)
Marker 9:
39151.64 MHz, -61.91 dBm
Marker 10:
39151.64 MHz, -72.51 dBm
EIRP (dBm)
20
10
0
-10
-20
-30
-40
-50
-60
-70
-80
-90
-100
25000
28000
30000
32000
34000
36000
38000
40000
(MHz)
9
10

RF Mode	802.11be (EHT80)	Channel	CH 87：6385 MHz
Frequency Range	1 GHz ~ 40 GHz	Environmental Conditions	25°C, 60% RH
Tested By	Dolly Chung		

Conducted Unwanted Emissions								
No.	Frequency (MHz)	Emission Level (dBuV/m)	Limit (dBuV/m)	Margin (dB)	Raw Value Chain 0 (dBm)	Raw Value Chain 1 (dBm)	Correction Factor (dB)	EIRP Level (dBm)
1	5456.12	42.96 PK	74	-31.04	-64.68	-62.87	8.37	-52.3
2	5456.12	33.93 AV	54	-20.07	-72.66	-72.76	8.37	-61.33
3	7253.26	38.39 PK	74	-35.61	-69.88	-67.07	8.37	-56.87
4	7253.26	32.33 AV	54	-21.67	-74.39	-74.23	8.37	-62.93
5	19169.1	39.01 PK	74	-34.99	-65.95	-70.41	8.37	-56.25
6	19169.1	27.09 AV	54	-26.91	-78.99	-80.18	8.37	-68.17
7	23921.1	39.26 PK	74	-34.74	-67.86	-66.95	8.37	-56
8	23921.1	27.61 AV	54	-26.39	-77.3	-81.97	8.37	-67.65
9	39154.22	33.79 PK	74	-40.21	-72.81	-72.9	8.37	-61.47
10	39154.22	22.86 AV	54	-31.14	-86.25	-82.22	8.37	-72.4

Note: Margin value = Emission Level - Limit value

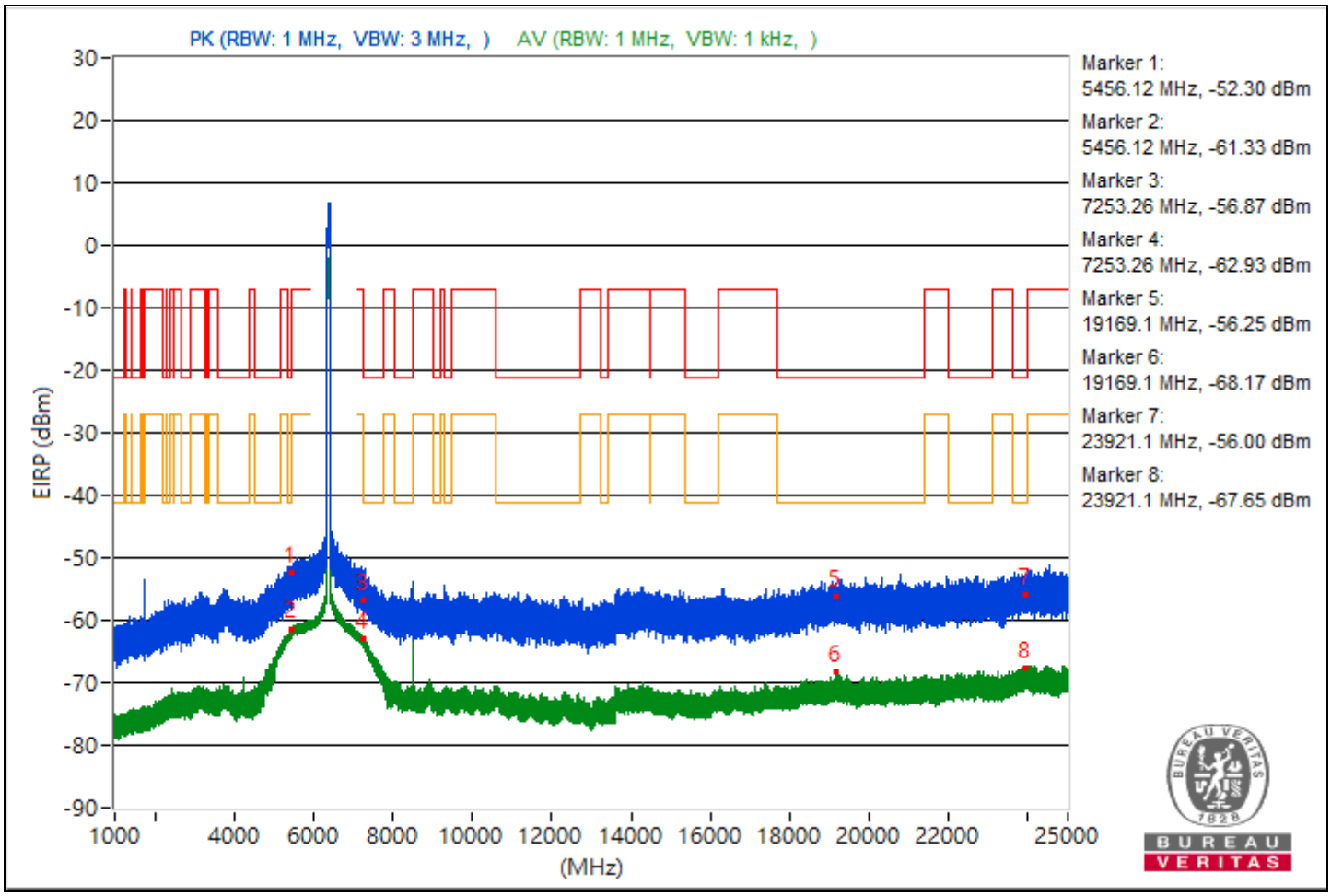

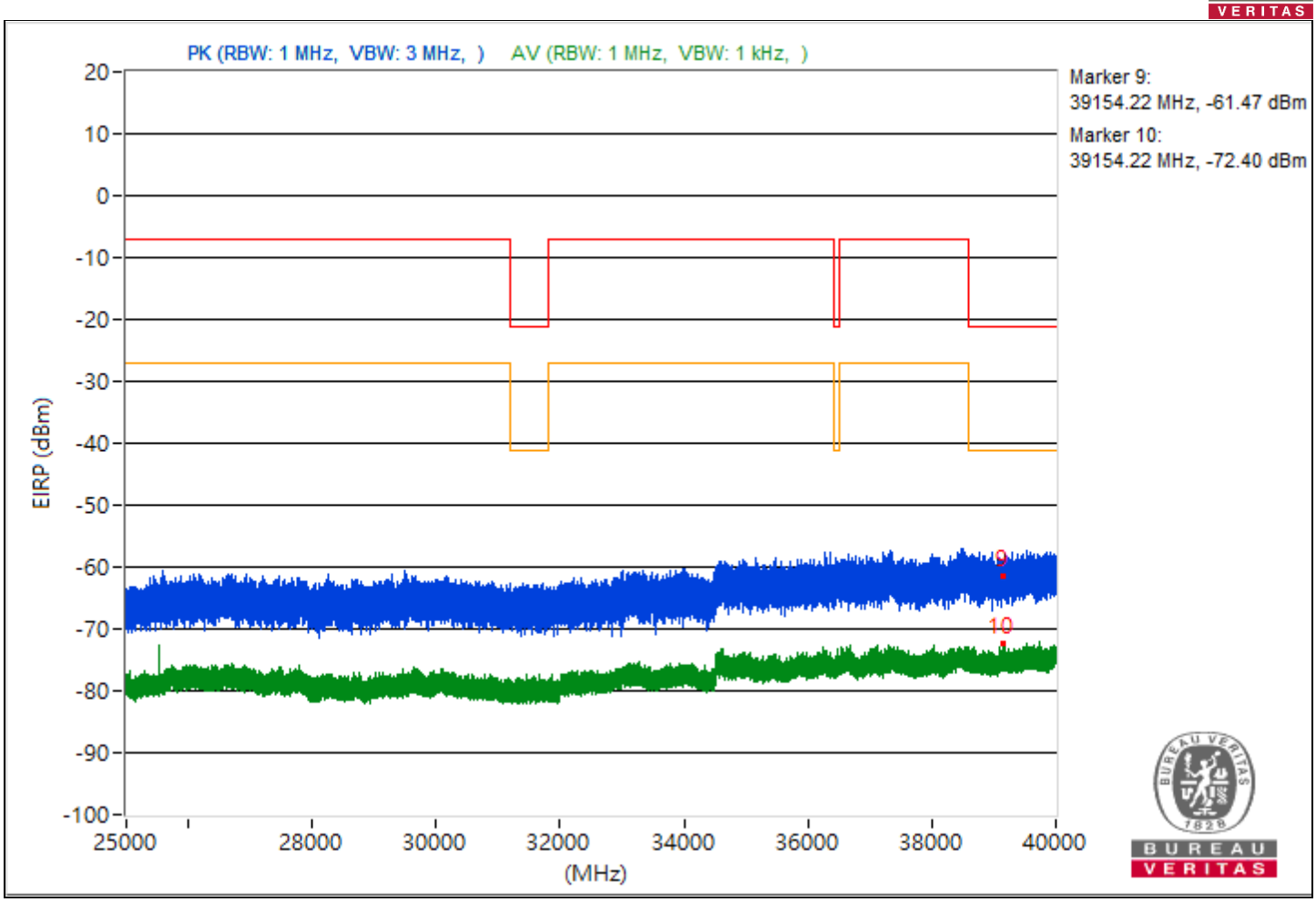
PK (RBW: 1 MHz, VBW: 3 MHz,)
AV (RBW: 1 MHz, VBW: 1 kHz,)
Marker 9:
39154.22 MHz, -61.47 dBm
Marker 10:
39154.22 MHz, -72.40 dBm
EIRP (dBm)
20
10
0
-10
-20
-30
-40
-50
-60
-70
-80
-90
-100
25000
28000
30000
32000
34000
36000
38000
40000
(MHz)
9
10

RF Mode	802.11be (EHT80)	Channel	CH 103：6465 MHz
Frequency Range	1 GHz ~ 40 GHz	Environmental Conditions	25°C, 60% RH
Tested By	Dolly Chung		

Conducted Unwanted Emissions								
No.	Frequency (MHz)	Emission Level (dBuV/m)	Limit (dBuV/m)	Margin (dB)	Raw Value Chain 0 (dBm)	Raw Value Chain 1 (dBm)	Correction Factor (dB)	EIRP Level (dBm)
1	5435.98	42.54 PK	74	-31.46	-68.16	-62.05	8.37	-52.72
2	5435.98	33.61 AV	54	-20.39	-73.62	-72.51	8.37	-61.65
3	7257.61	39.5 PK	74	-34.5	-67.07	-67.21	8.37	-55.76
4	7257.61	32.84 AV	54	-21.16	-74.32	-73.35	8.37	-62.42
5	21158.9	37.41 PK	74	-36.59	-69.46	-69.03	8.37	-57.85
6	21158.9	26.52 AV	54	-27.48	-82.64	-78.54	8.37	-68.74
7	23772.3	36.16 PK	74	-37.84	-69.65	-71.5	8.37	-59.1
8	23772.3	27.69 AV	54	-26.31	-77.45	-81.25	8.37	-67.57
9	39648.98	32.19 PK	74	-41.81	-75.1	-73.89	8.37	-63.07
10	39648.98	22.38 AV	54	-31.62	-86.74	-82.68	8.37	-72.88

Note: Margin value = Emission Level - Limit value

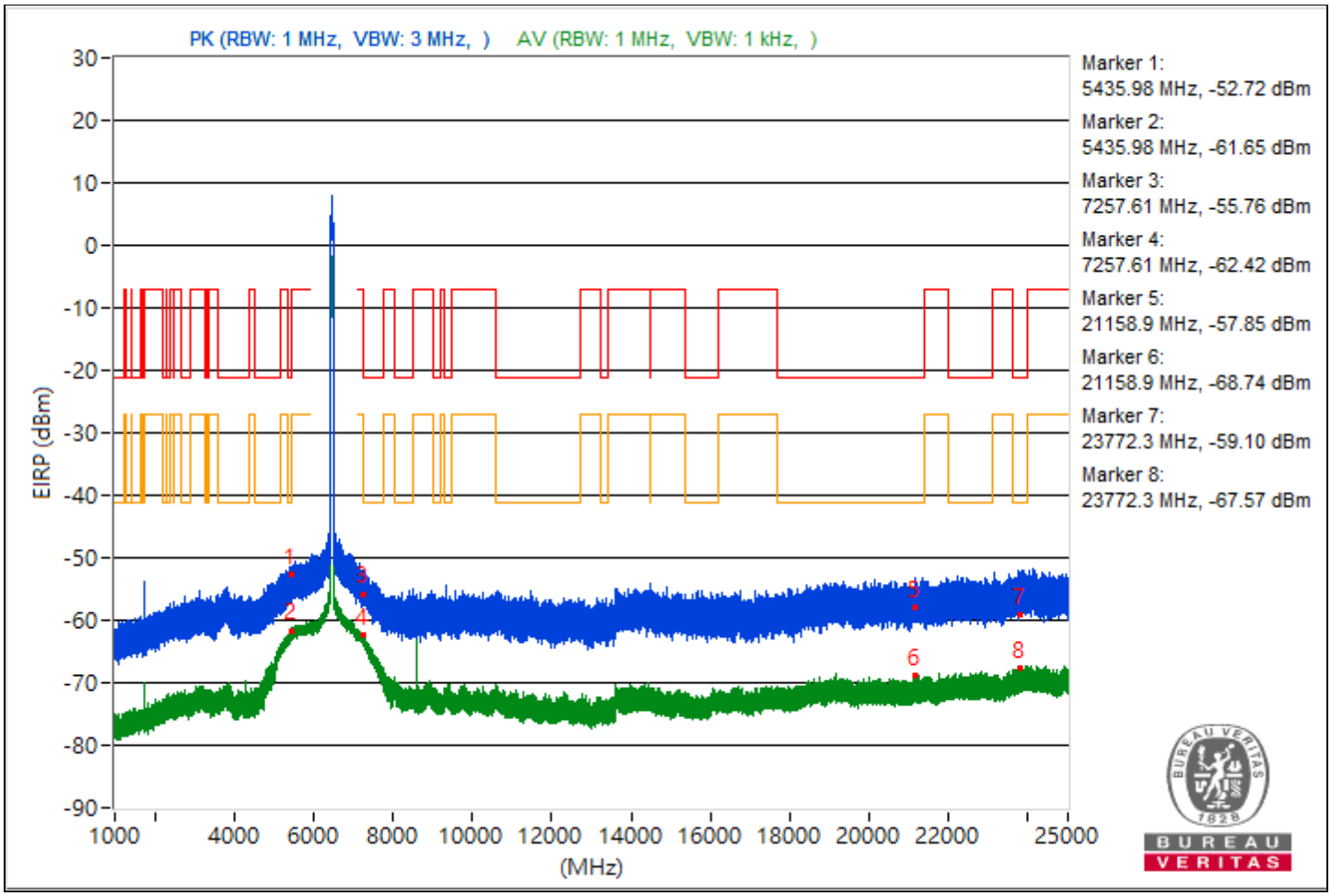

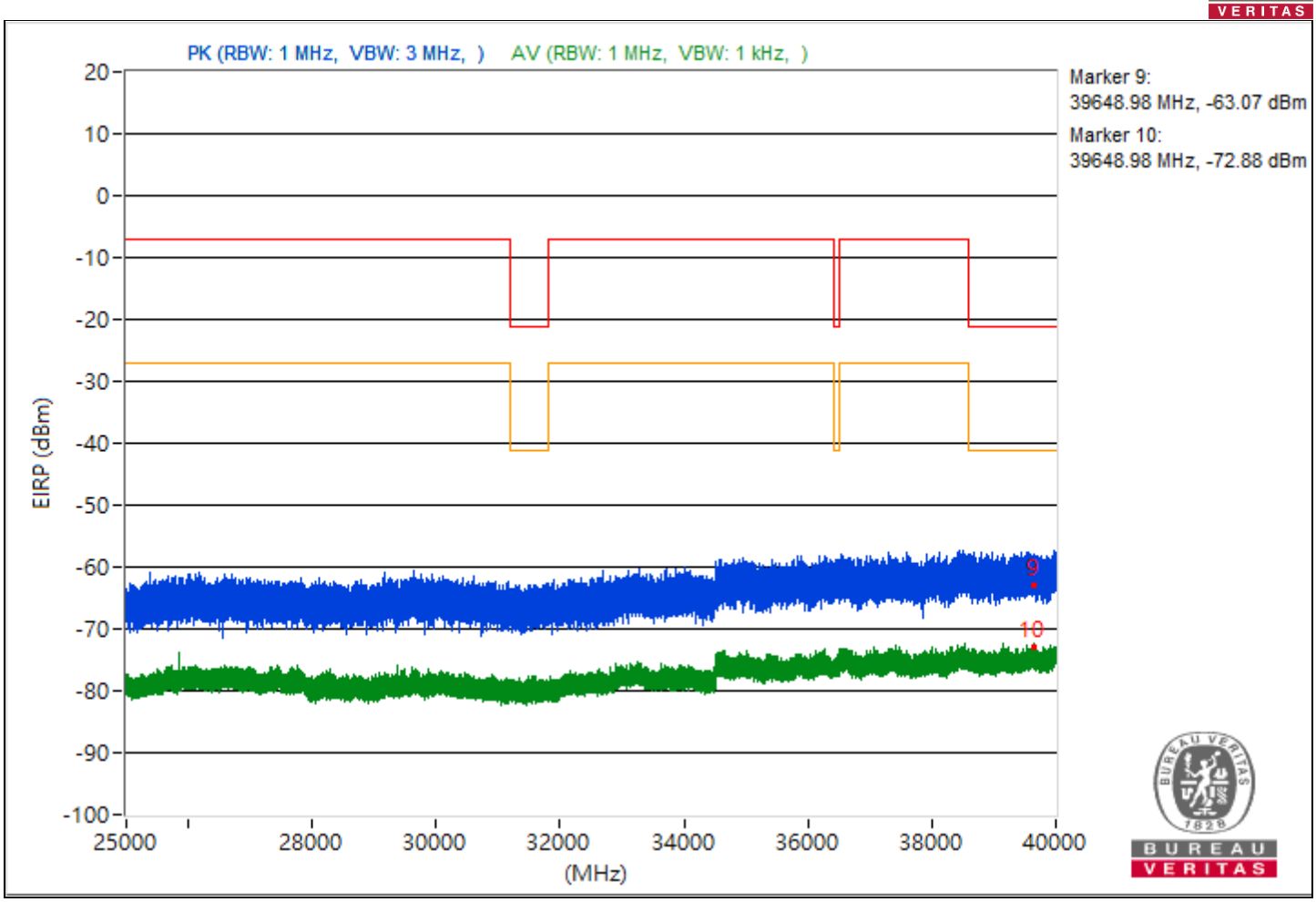
PK (RBW: 1 MHz, VBW: 3 MHz,)
AV (RBW: 1 MHz, VBW: 1 kHz,)
Marker 9:
39648.98 MHz, -63.07 dBm
Marker 10:
39648.98 MHz, -72.88 dBm
EIRP (dBm)
20
10
0
-10
-20
-30
-40
-50
-60
-70
-80
-90
-100
25000
28000
30000
32000
34000
36000
38000
40000
(MHz)
9
10

RF Mode	802.11be (EHT80)	Channel	CH 119：6545 MHz
Frequency Range	1 GHz ~ 40 GHz	Environmental Conditions	25°C, 60% RH
Tested By	Dolly Chung		

Conducted Unwanted Emissions								
No.	Frequency (MHz)	Emission Level (dBuV/m)	Limit (dBuV/m)	Margin (dB)	Raw Value Chain 0 (dBm)	Raw Value Chain 1 (dBm)	Correction Factor (dB)	EIRP Level (dBm)
1	5458.53	39.28 PK	74	-34.72	-69.26	-66.04	8.37	-55.98
2	5458.53	33.53 AV	54	-20.47	-73.11	-73.11	8.37	-61.73
3	7251.16	40.9 PK	74	-33.1	-65.27	-66.26	8.37	-54.36
4	7251.16	32.94 AV	54	-21.06	-73.38	-74.05	8.37	-62.32
5	20295.7	38 PK	74	-36	-67.47	-70.23	8.37	-57.26
6	20295.7	26.07 AV	54	-27.93	-78.88	-83.37	8.37	-69.19
7	23833.5	39.62 PK	74	-34.38	-67.98	-66.24	8.37	-55.64
8	23833.5	28.03 AV	54	-25.97	-79.73	-77.71	8.37	-67.23
9	39691.82	33.34 PK	74	-40.66	-73.04	-73.57	8.37	-61.92
10	39691.82	22.69 AV	54	-31.31	-87.13	-82.14	8.37	-72.57

Note: Margin value = Emission Level - Limit value

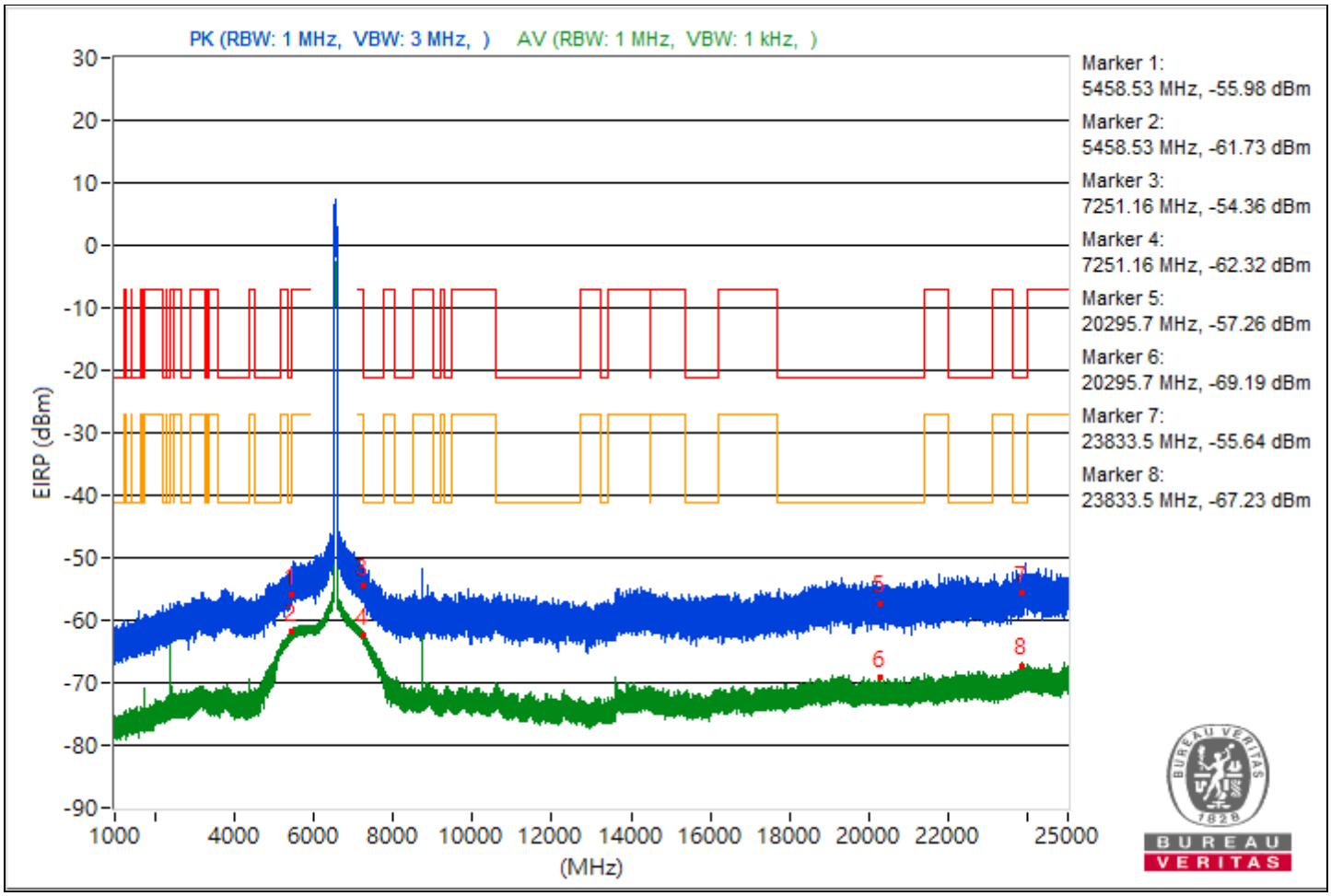

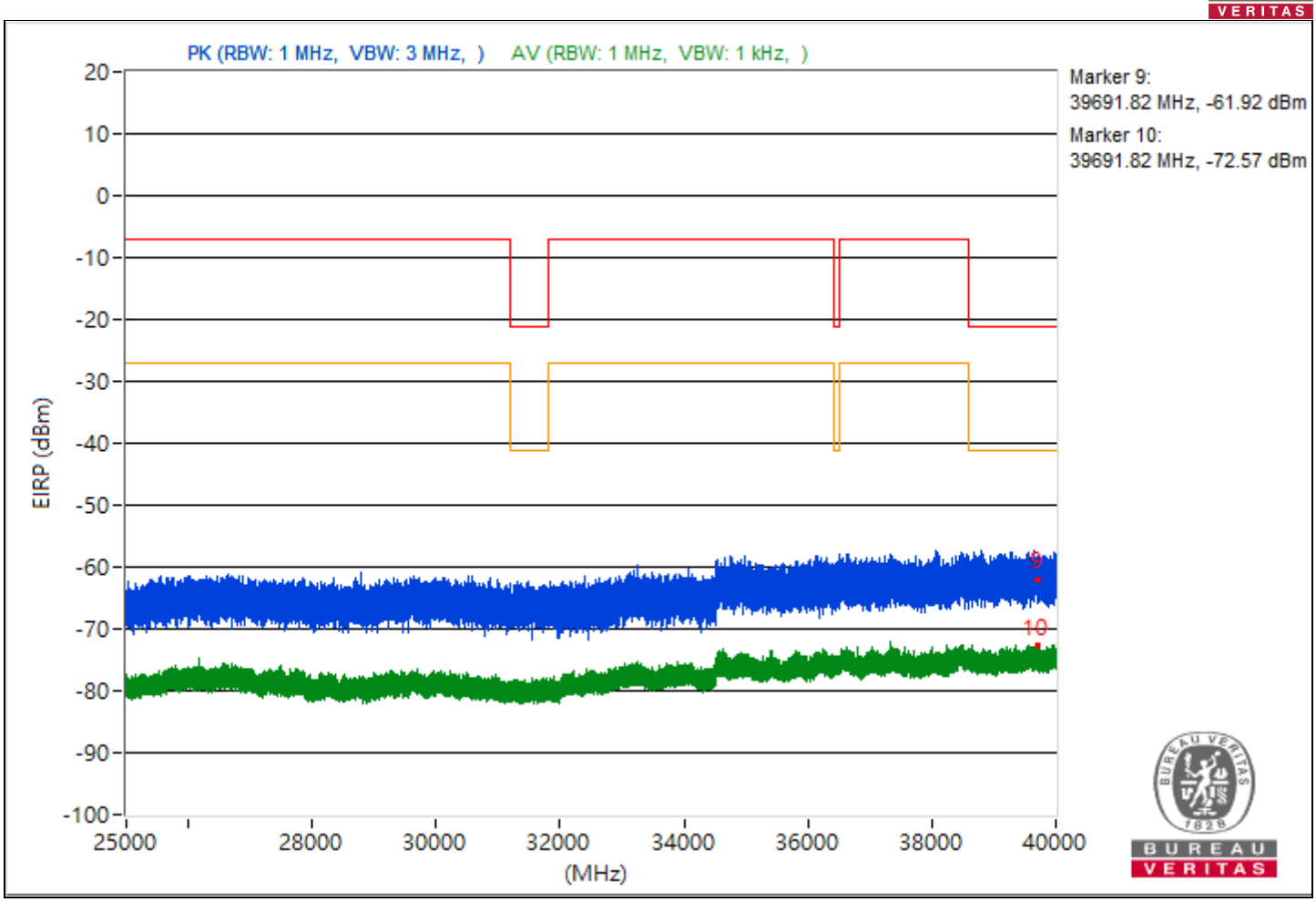
PK (RBW: 1 MHz, VBW: 3 MHz,)
AV (RBW: 1 MHz, VBW: 1 kHz,)
Marker 9:
39691.82 MHz, -61.92 dBm
Marker 10:
39691.82 MHz, -72.57 dBm
EIRP (dBm)
20
10
0
-10
-20
-30
-40
-50
-60
-70
-80
-90
-100
25000
28000
30000
32000
34000
36000
38000
40000
(MHz)
9
10

RF Mode	802.11be (EHT80)	Channel	CH 151：6705 MHz
Frequency Range	1 GHz ~ 40 GHz	Environmental Conditions	25°C, 60% RH
Tested By	Dolly Chung		

Conducted Unwanted Emissions								
No.	Frequency (MHz)	Emission Level (dBuV/m)	Limit (dBuV/m)	Margin (dB)	Raw Value Chain 0 (dBm)	Raw Value Chain 1 (dBm)	Correction Factor (dB)	EIRP Level (dBm)
1	5455.97	40.2 PK	74	-33.8	-66.3	-66.57	8.37	-55.06
2	5455.97	33.14 AV	54	-20.86	-74.09	-72.98	8.37	-62.12
3	7251.23	42.03 PK	74	-31.97	-64.09	-65.19	8.37	-53.23
4	7251.23	34.55 AV	54	-19.45	-72.68	-71.57	8.37	-60.71
5	21110.8	37.53 PK	74	-36.47	-67.99	-70.64	8.37	-57.73
6	21110.8	26.02 AV	54	-27.98	-82.71	-79.21	8.37	-69.24
7	23911.2	40.32 PK	74	-33.68	-65.05	-68.11	8.37	-54.94
8	23911.2	28 AV	54	-26	-77.27	-80.65	8.37	-67.26
9	39612.18	35.65 PK	74	-38.35	-71.3	-70.7	8.37	-59.61
10	39612.18	23 AV	54	-31	-81.95	-86.46	8.37	-72.26

Note: Margin value = Emission Level - Limit value

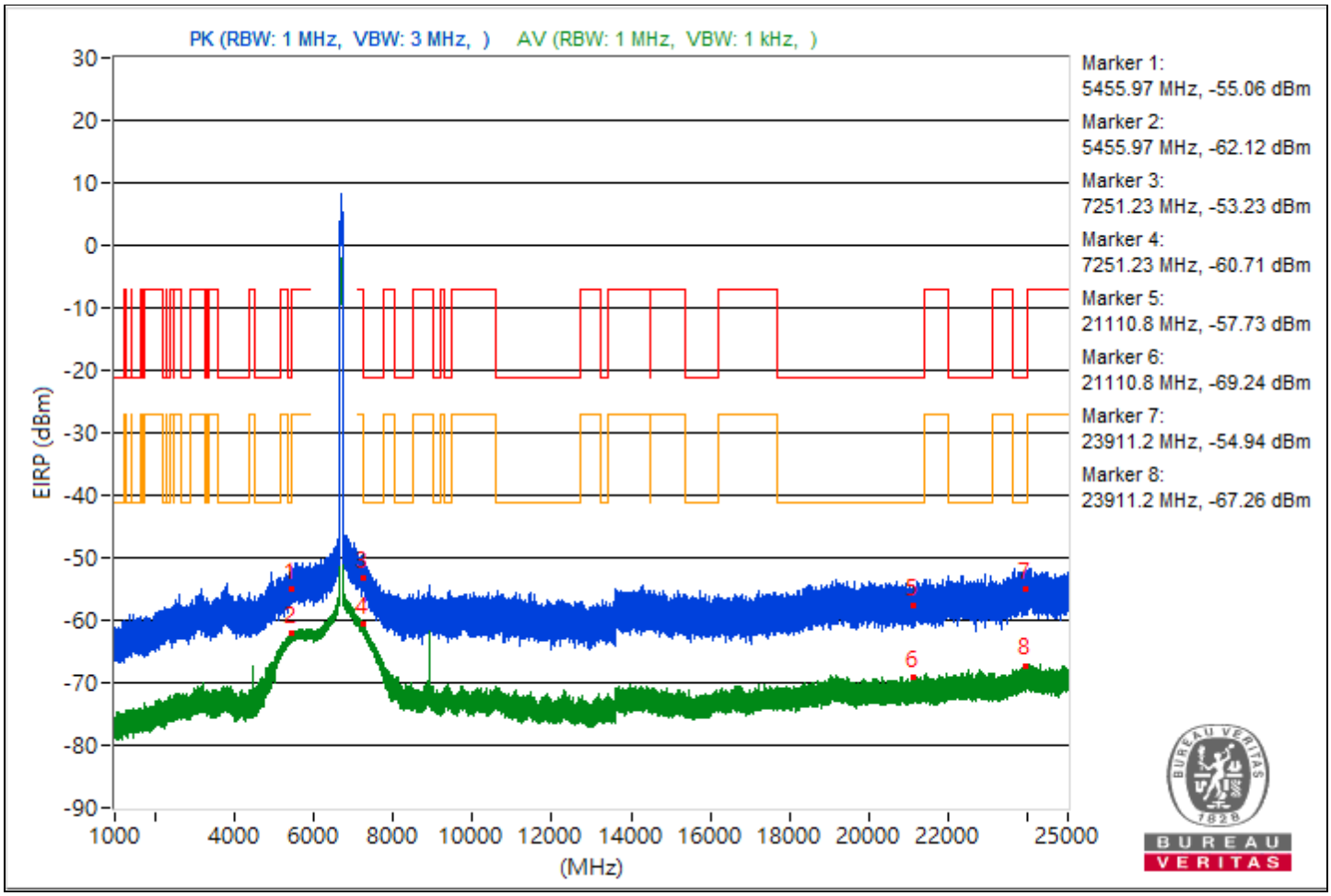

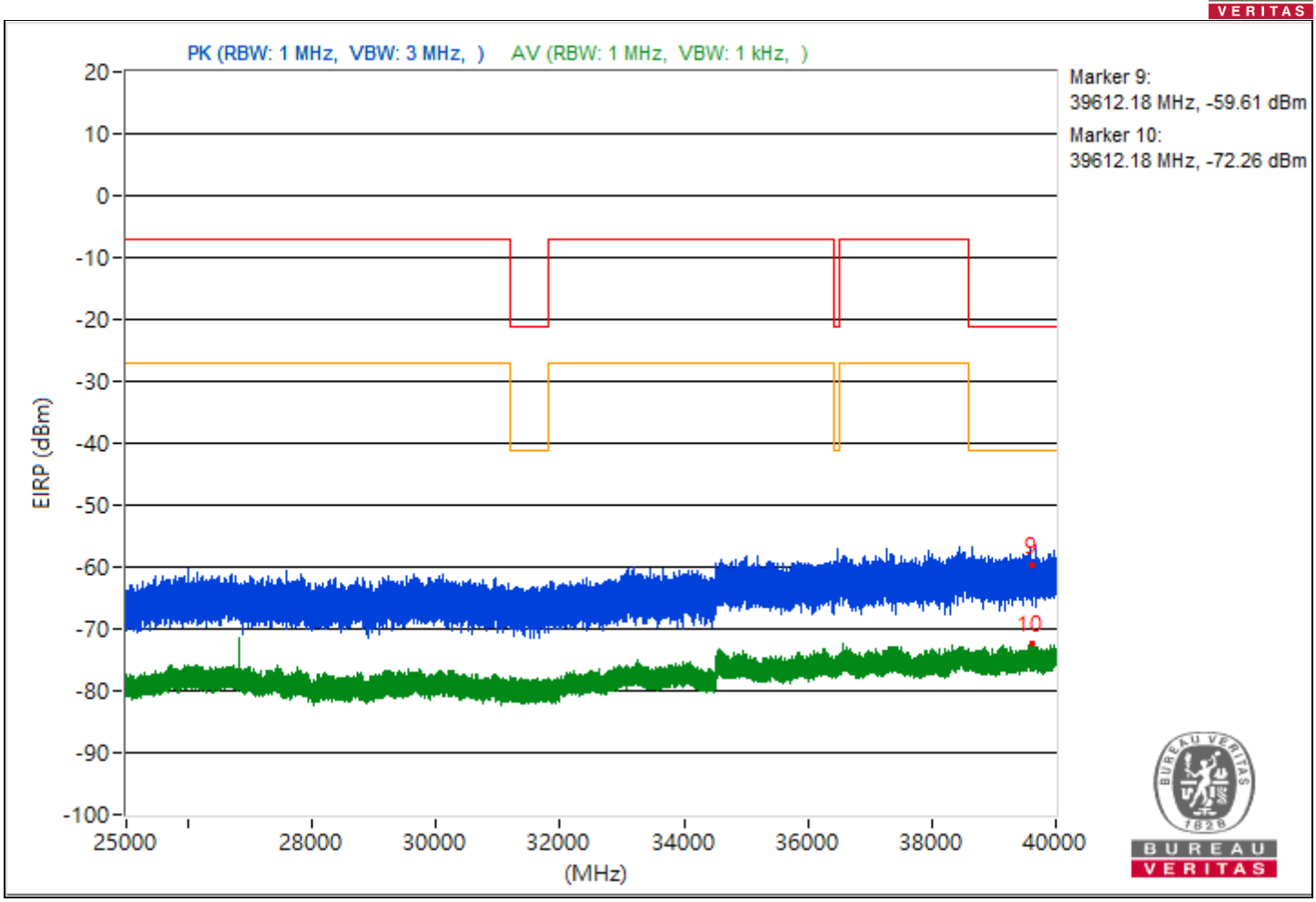
PK (RBW: 1 MHz, VBW: 3 MHz,)
AV (RBW: 1 MHz, VBW: 1 kHz,)
Marker 9:
39612.18 MHz, -59.61 dBm
Marker 10:
39612.18 MHz, -72.26 dBm
EIRP (dBm)
20
10
0
-10
-20
-30
-40
-50
-60
-70
-80
-90
-100
25000
28000
30000
32000
34000
36000
38000
40000
(MHz)
9
10

RF Mode	802.11be (EHT80)	Channel	CH 183：6865 MHz
Frequency Range	1 GHz ~ 40 GHz	Environmental Conditions	25°C, 60% RH
Tested By	Dolly Chung		

Conducted Unwanted Emissions								
No.	Frequency (MHz)	Emission Level (dBuV/m)	Limit (dBuV/m)	Margin (dB)	Raw Value Chain 0 (dBm)	Raw Value Chain 1 (dBm)	Correction Factor (dB)	EIRP Level (dBm)
1	5456.59	40.14 PK	74	-33.86	-66.08	-66.97	8.37	-55.12
2	5456.59	32.61 AV	54	-21.39	-74.64	-73.5	8.37	-62.65
3	9153.6	39.07 PK	74	-34.93	-66.88	-68.39	8.37	-56.19
4	9153.6	35.94 AV	54	-18.06	-68.11	-77.98	8.37	-59.32
5	19221.3	38.86 PK	74	-35.14	-67.59	-67.98	8.37	-56.4
6	19221.3	26.35 AV	54	-27.65	-82.53	-78.82	8.37	-68.91
7	23936.6	40.68 PK	74	-33.32	-64.88	-67.39	8.37	-54.58
8	23936.6	27.97 AV	54	-26.03	-80.25	-77.52	8.37	-67.29
9	39991.73	31.55 PK	74	-42.45	-75.38	-74.82	8.37	-63.71
10	39991.73	22.91 AV	54	-31.09	-82.8	-84.9	8.37	-72.35

Note: Margin value = Emission Level - Limit value

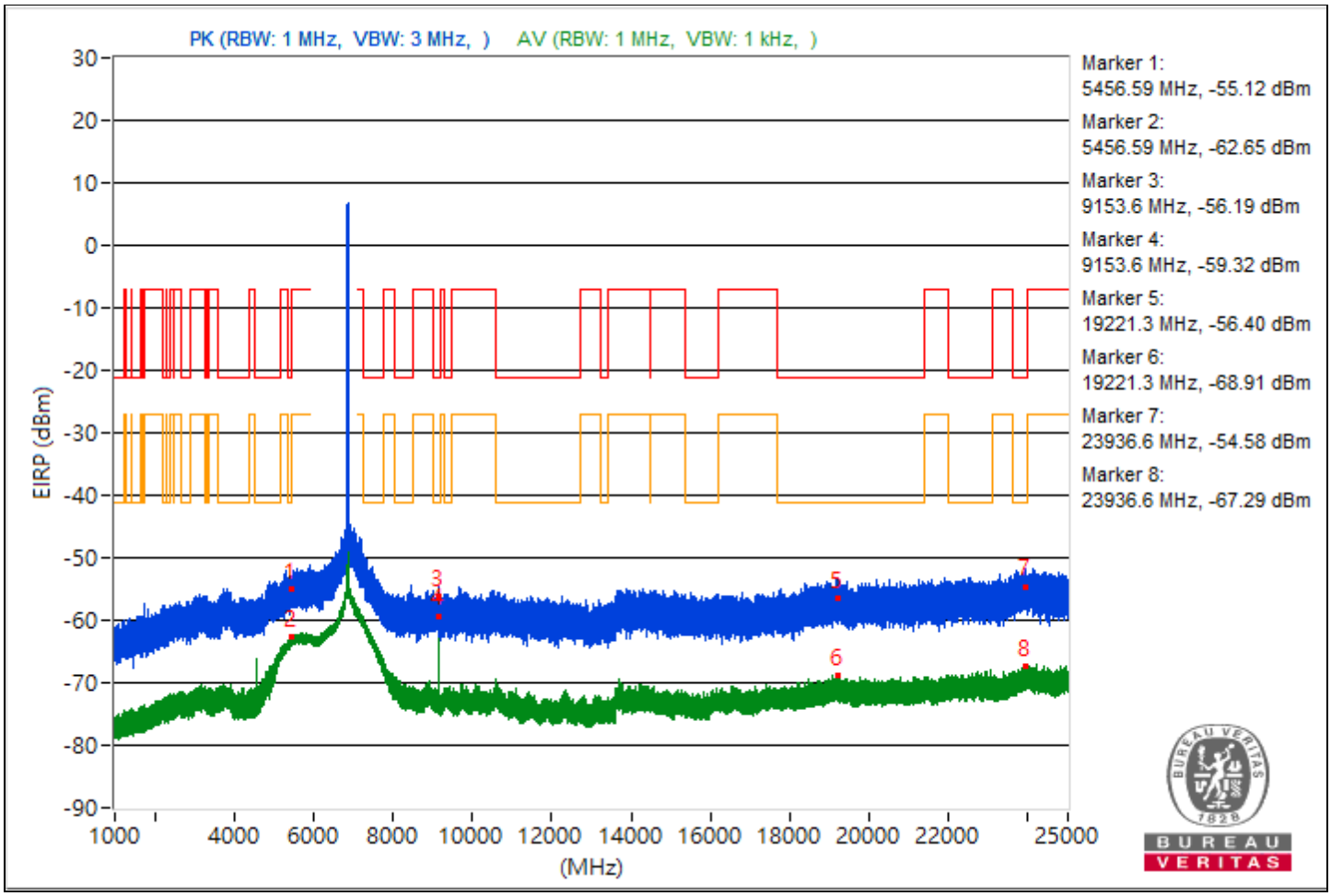

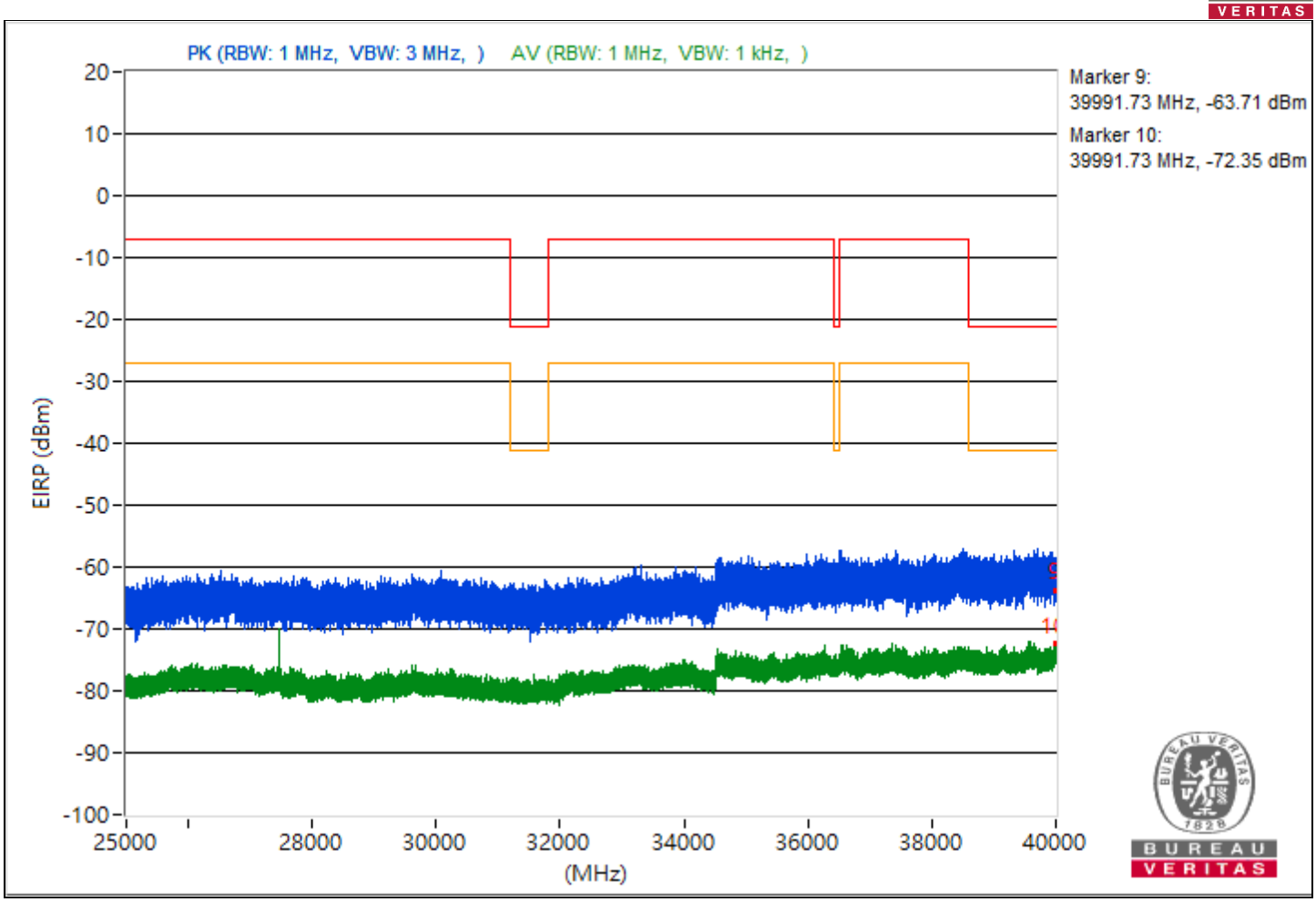
PK (RBW: 1 MHz, VBW: 3 MHz,)
AV (RBW: 1 MHz, VBW: 1 kHz,)
Marker 9:
39991.73 MHz, -63.71 dBm
Marker 10:
39991.73 MHz, -72.35 dBm
EIRP (dBm)
20
10
0
-10
-20
-30
-40
-50
-60
-70
-80
-90
-100
25000
28000
30000
32000
34000
36000
38000
40000
(MHz)

RF Mode	802.11be (EHT80)	Channel	CH 199：6945 MHz
Frequency Range	1 GHz ~ 40 GHz	Environmental Conditions	25°C, 60% RH
Tested By	Dolly Chung		

Conducted Unwanted Emissions								
No.	Frequency (MHz)	Emission Level (dBuV/m)	Limit (dBuV/m)	Margin (dB)	Raw Value Chain 0 (dBm)	Raw Value Chain 1 (dBm)	Correction Factor (dB)	EIRP Level (dBm)
1	5456.98	40.33 PK	74	-33.67	-67.25	-65.53	8.37	-54.93
2	5456.98	33.2 AV	54	-20.8	-73.87	-73.05	8.37	-62.06
3	7252.4	44.82 PK	74	-29.18	-61.45	-62.23	8.37	-50.44
4	7252.4	37.46 AV	54	-16.54	-69.73	-68.68	8.37	-57.8
5	21312	38.28 PK	74	-35.72	-67.38	-69.62	8.37	-56.98
6	21312	26.74 AV	54	-27.26	-81.31	-78.85	8.37	-68.52
7	23935.5	40.3 PK	74	-33.7	-68.9	-64.74	8.37	-54.96
8	23935.5	28.19 AV	54	-25.81	-76.65	-81.61	8.37	-67.07
9	39176.09	34 PK	74	-40	-71.94	-73.47	8.37	-61.26
10	39176.09	22.74 AV	54	-31.26	-85.36	-82.82	8.37	-72.52

Note: Margin value = Emission Level - Limit value

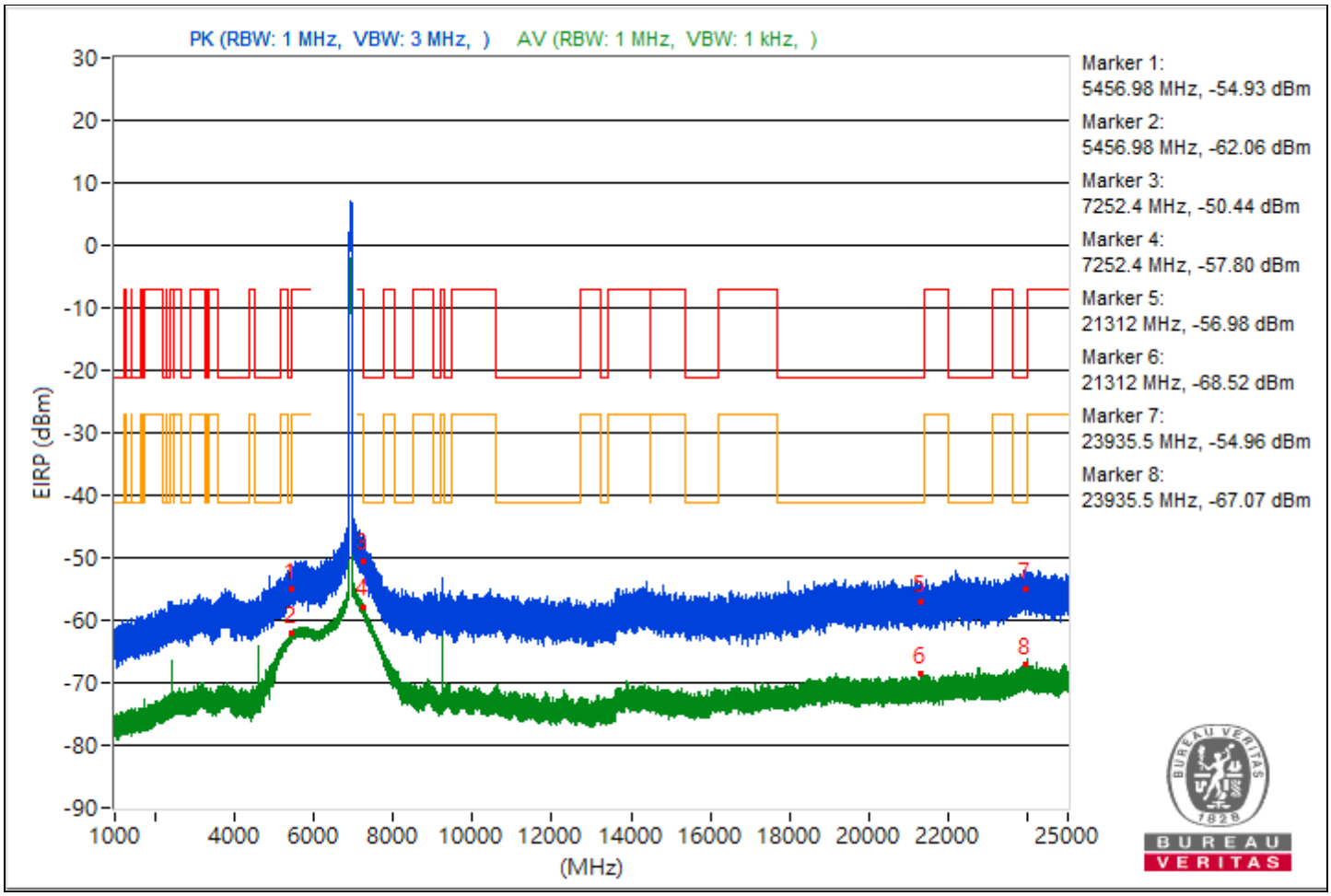

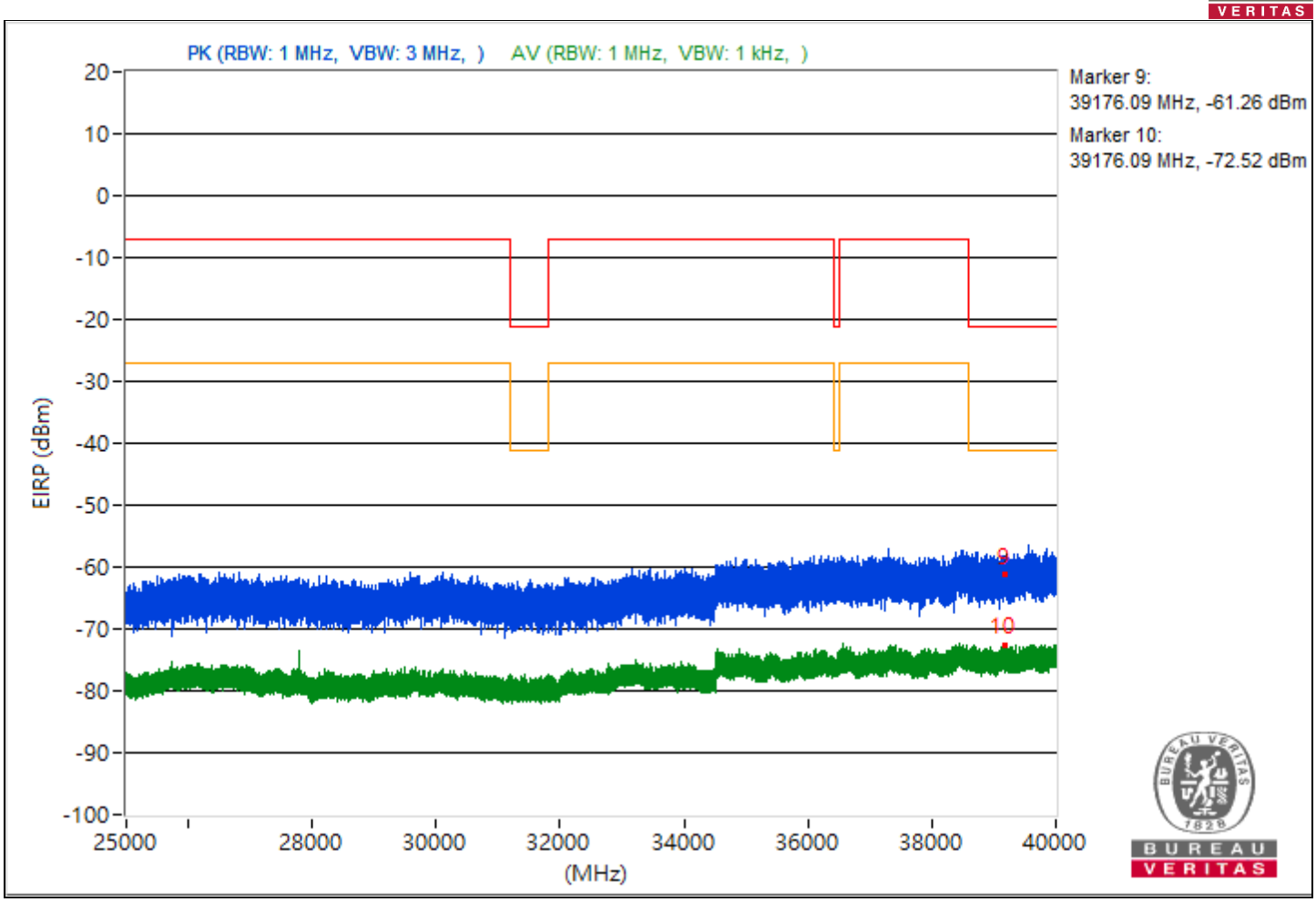
PK (RBW: 1 MHz, VBW: 3 MHz,)
AV (RBW: 1 MHz, VBW: 1 kHz,)
Marker 9:
39176.09 MHz, -61.26 dBm
Marker 10:
39176.09 MHz, -72.52 dBm
EIRP (dBm)
20
10
0
-10
-20
-30
-40
-50
-60
-70
-80
-90
-100
25000
28000
30000
32000
34000
36000
38000
40000
(MHz)
9
10

RF Mode	802.11be (EHT80)	Channel	CH 215：7025 MHz
Frequency Range	1 GHz ~ 40 GHz	Environmental Conditions	25°C, 60% RH
Tested By	Dolly Chung		

Conducted Unwanted Emissions								
No.	Frequency (MHz)	Emission Level (dBuV/m)	Limit (dBuV/m)	Margin (dB)	Raw Value Chain 0 (dBm)	Raw Value Chain 1 (dBm)	Correction Factor (dB)	EIRP Level (dBm)
1	5453.01	40.51 PK	74	-33.49	-66.44	-65.84	8.37	-54.75
2	5453.01	32.5 AV	54	-21.5	-74.82	-73.55	8.37	-62.76
3	7251.7	46.14 PK	74	-27.86	-60.73	-60.27	8.37	-49.12
4	7251.7	37.85 AV	54	-16.15	-69.43	-68.23	8.37	-57.41
5	19039.8	38.56 PK	74	-35.44	-68.6	-67.61	8.37	-56.7
6	19039.8	26.18 AV	54	-27.82	-78.91	-82.88	8.37	-69.08
7	23915.4	41.62 PK	74	-32.38	-65.11	-64.92	8.37	-53.64
8	23915.4	27.7 AV	54	-26.3	-81.73	-77.25	8.37	-67.56
9	39787.91	35.12 PK	74	-38.88	-71.38	-71.66	8.37	-60.14
10	39787.91	22.59 AV	54	-31.41	-82.17	-87.45	8.37	-72.67

Note: Margin value = Emission Level - Limit value

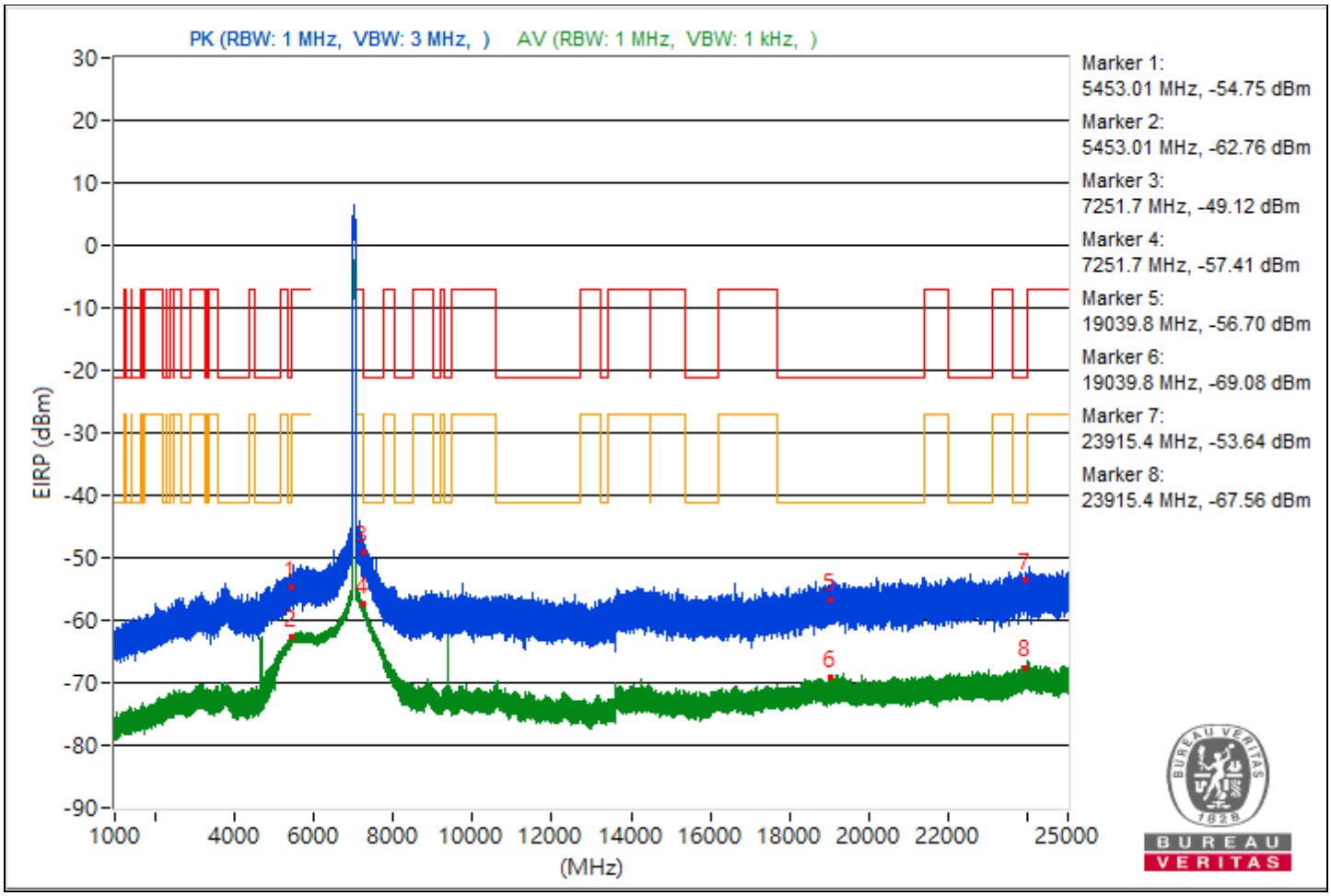

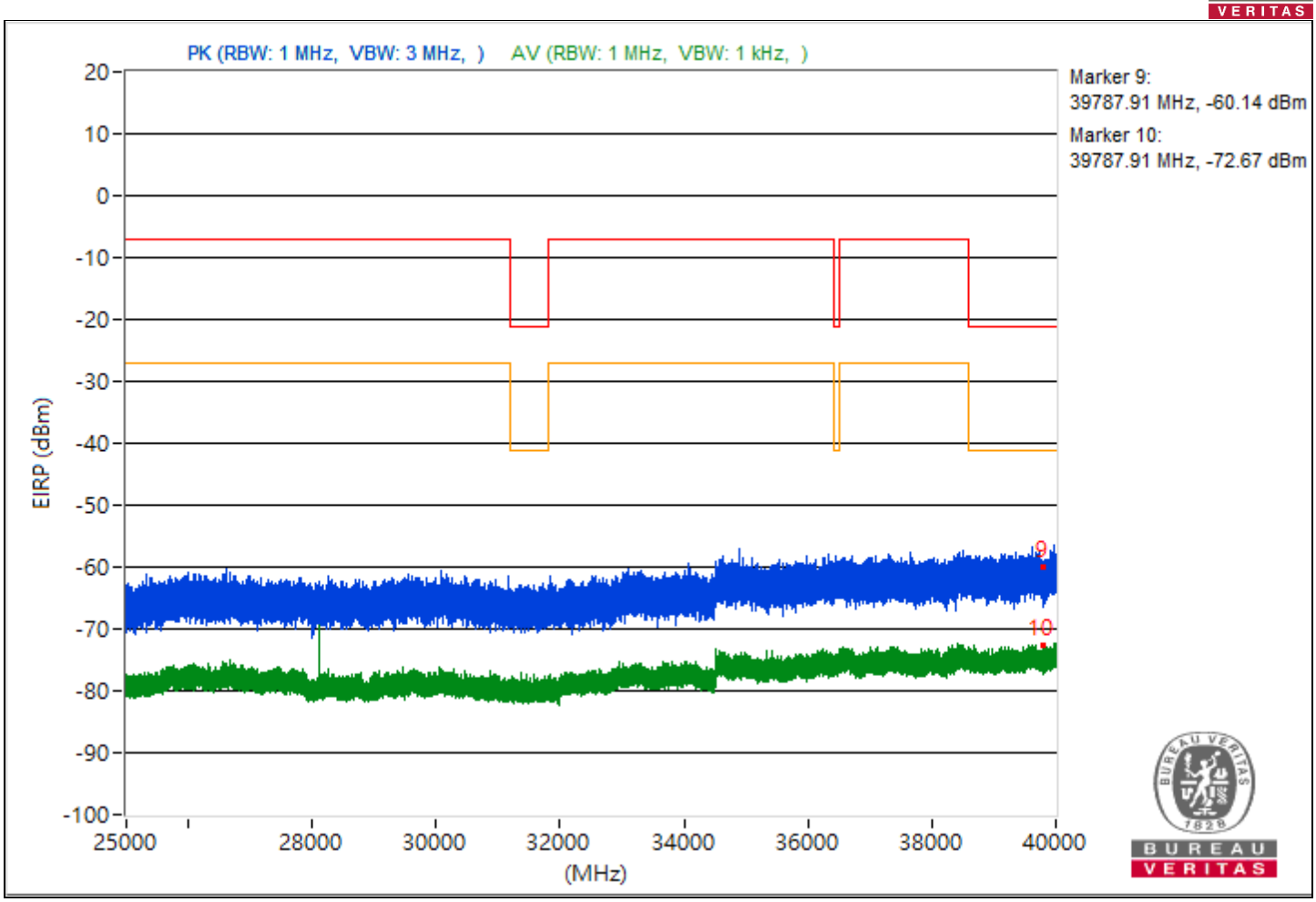
PK (RBW: 1 MHz, VBW: 3 MHz,)
AV (RBW: 1 MHz, VBW: 1 kHz,)
Marker 9:
39787.91 MHz, -60.14 dBm
Marker 10:
39787.91 MHz, -72.67 dBm
EIRP (dBm)
20
10
0
-10
-20
-30
-40
-50
-60
-70
-80
-90
-100
25000
28000
30000
32000
34000
36000
38000
40000
(MHz)
9
10

RF Mode	802.11be (EHT160)	Channel	CH 15：6025 MHz
Frequency Range	1 GHz ~ 40 GHz	Environmental Conditions	25°C, 60% RH
Tested By	Dolly Chung		

Conducted Unwanted Emissions								
No.	Frequency (MHz)	Emission Level (dBuV/m)	Limit (dBuV/m)	Margin (dB)	Raw Value Chain 0 (dBm)	Raw Value Chain 1 (dBm)	Correction Factor (dB)	EIRP Level (dBm)
1	5454.8	41.24 PK	74	-32.76	-65.56	-65.24	8.37	-54.02
2	5454.8	35.05 AV	54	-18.95	-71.09	-72.17	8.37	-60.21
3	8033.33	48.39 PK	74	-25.61	-55.5	-67.48	8.37	-46.87
4	8033.33	47.33 AV	54	-6.67	-56.42	-71.87	8.37	-47.93
5	19380.8	36.73 PK	74	-37.27	-72.63	-68.25	8.37	-58.53
6	19380.8	24.76 AV	54	-29.24	-84.59	-80.22	8.37	-70.5
7	23963.5	39.74 PK	74	-34.26	-67.34	-66.5	8.37	-55.52
8	23963.5	26.29 AV	54	-27.71	-78.85	-82.68	8.37	-68.97
9	39486.49	31.69 PK	74	-42.31	-75.83	-74.22	8.37	-63.57
10	39486.49	21.08 AV	54	-32.92	-84.03	-87.96	8.37	-74.18

Note: Margin value = Emission Level - Limit value

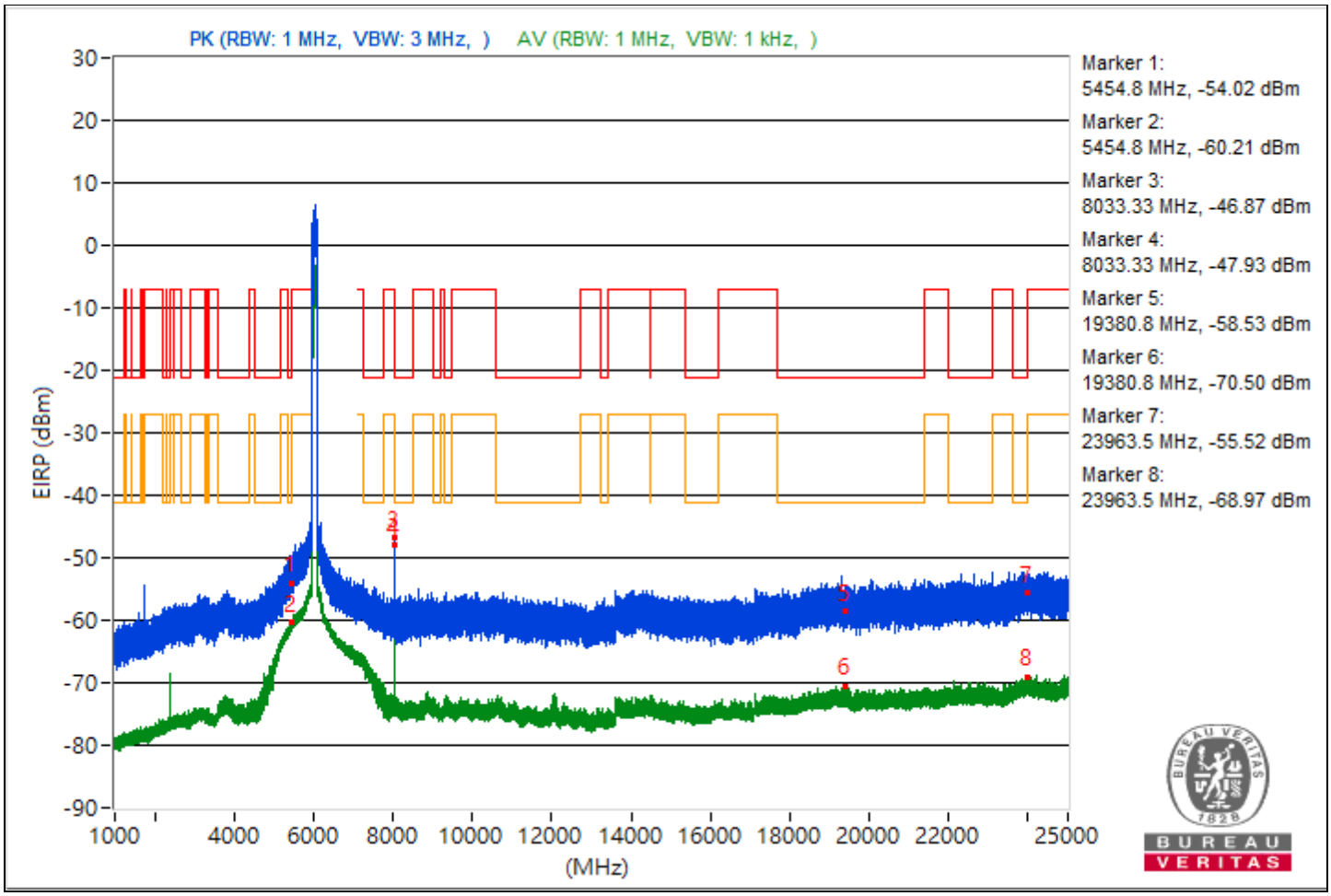

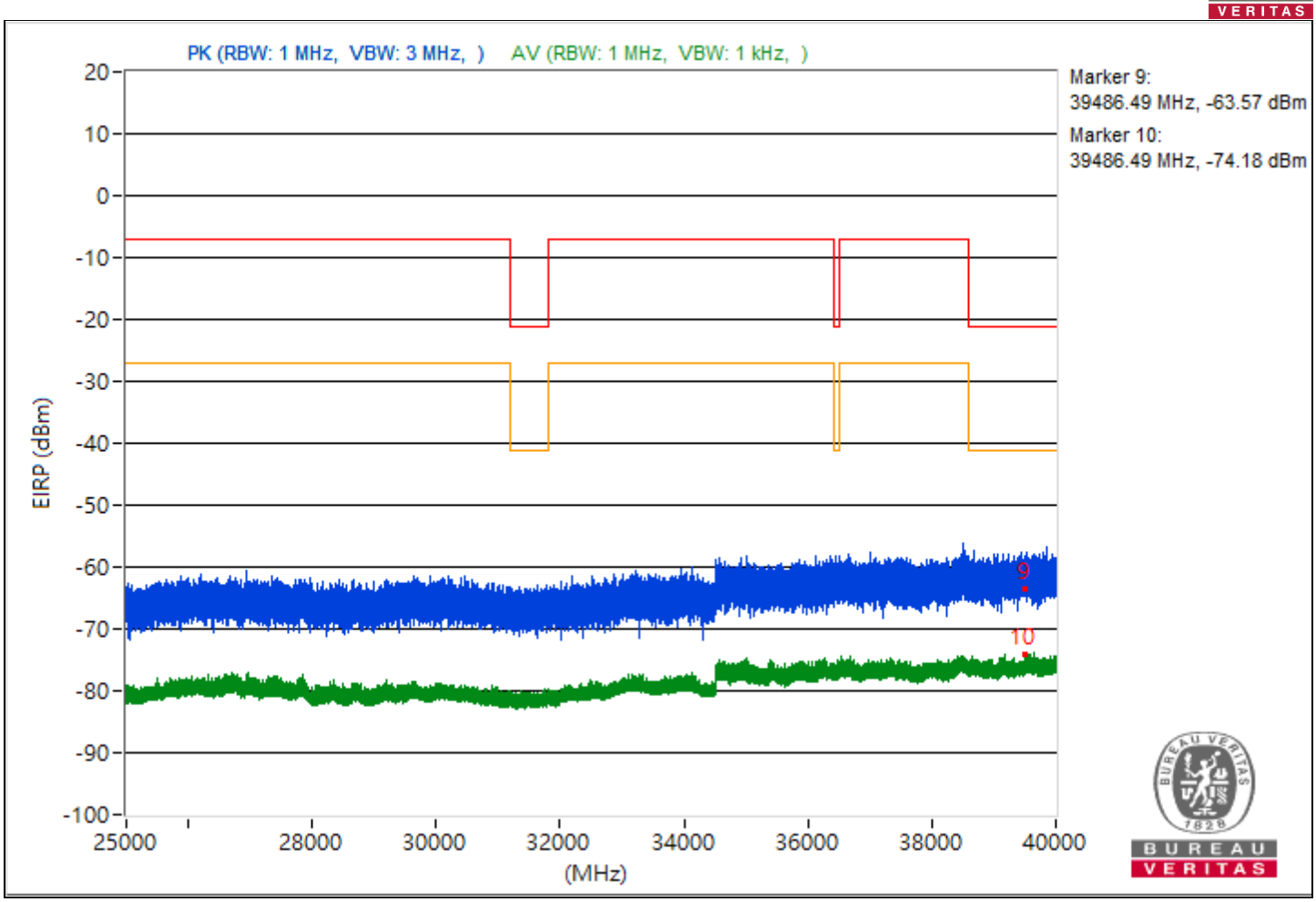
PK (RBW: 1 MHz, VBW: 3 MHz,)
AV (RBW: 1 MHz, VBW: 1 kHz,)
Marker 9:
39486.49 MHz, -63.57 dBm
Marker 10:
39486.49 MHz, -74.18 dBm
EIRP (dBm)
20
10
0
-10
-20
-30
-40
-50
-60
-70
-80
-90
-100
25000
28000
30000
32000
34000
36000
38000
40000
(MHz)
9
10

RF Mode	802.11be (EHT160)	Channel	CH 47：6185 MHz
Frequency Range	1 GHz ~ 40 GHz	Environmental Conditions	25°C, 60% RH
Tested By	Dolly Chung		

Conducted Unwanted Emissions								
No.	Frequency (MHz)	Emission Level (dBuV/m)	Limit (dBuV/m)	Margin (dB)	Raw Value Chain 0 (dBm)	Raw Value Chain 1 (dBm)	Correction Factor (dB)	EIRP Level (dBm)
1	5451.92	42.84 PK	74	-31.16	-63.34	-64.32	8.37	-52.42
2	5451.92	34.57 AV	54	-19.43	-72.02	-72.12	8.37	-60.69
3	8246.76	46.72 PK	74	-27.28	-57.23	-68.37	8.37	-48.54
4	8246.76	45.1 AV	54	-8.9	-58.73	-72.19	8.37	-50.16
5	18534.7	37.8 PK	74	-36.2	-68.86	-68.83	8.37	-57.46
6	18534.7	24.92 AV	54	-29.08	-84.84	-79.93	8.37	-70.34
7	23991.1	38.11 PK	74	-35.89	-69.1	-68.02	8.37	-57.15
8	23991.1	26.02 AV	54	-27.98	-82.25	-79.44	8.37	-69.24
9	39404.53	34.24 PK	74	-39.76	-71.04	-74.38	8.37	-61.02
10	39404.53	21.14 AV	54	-32.86	-83.87	-88.12	8.37	-74.12

Note: Margin value = Emission Level - Limit value

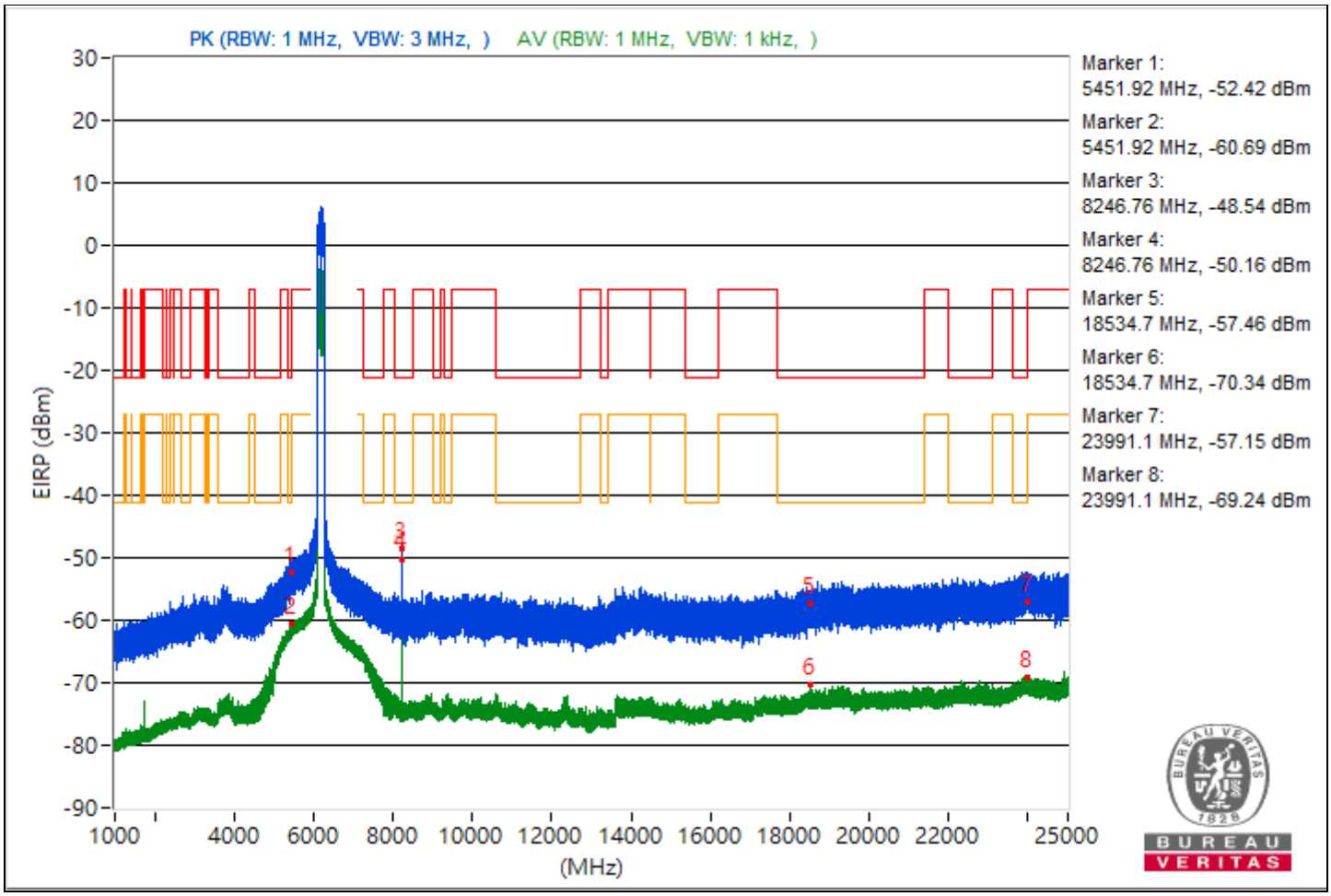

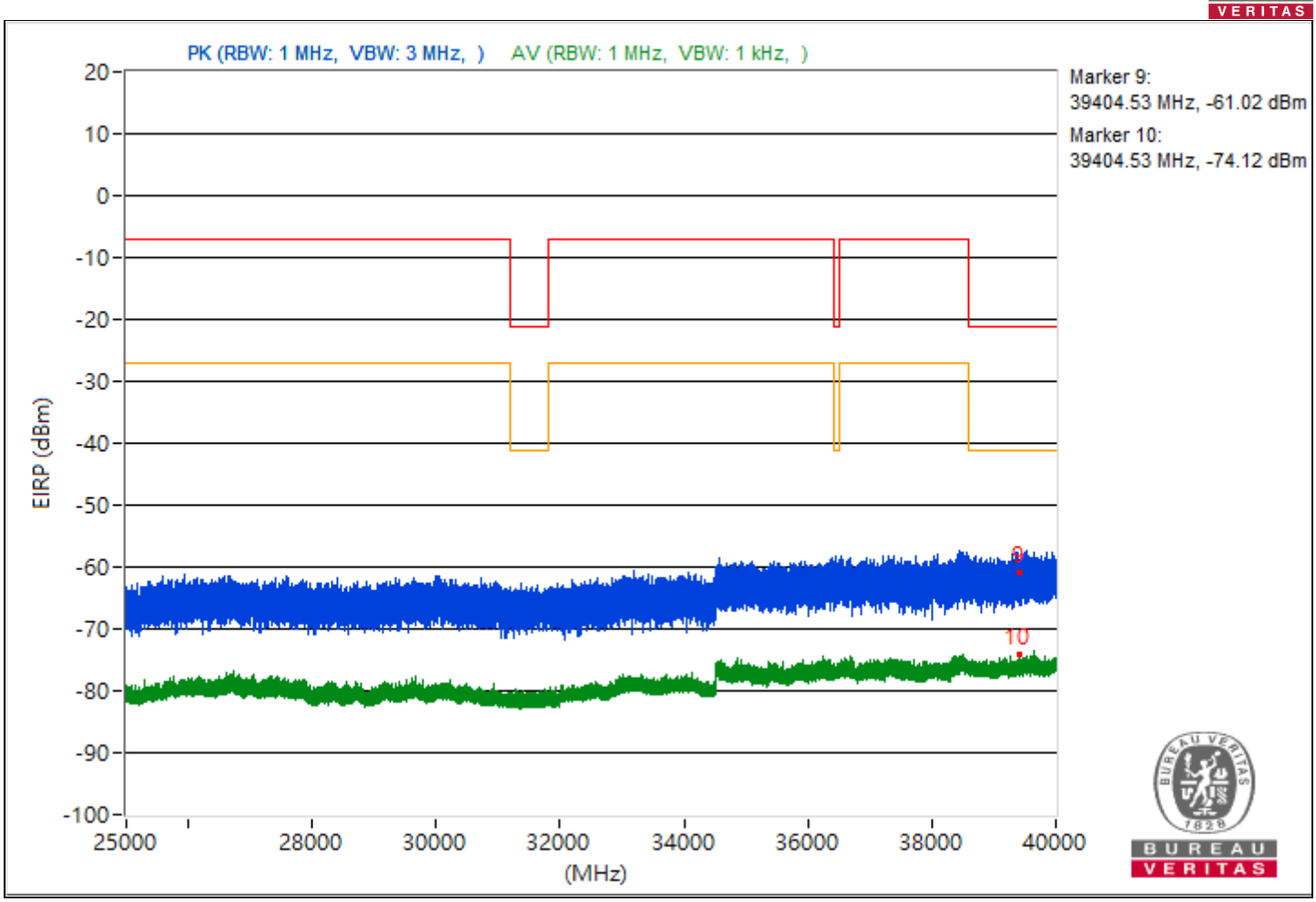
PK (RBW: 1 MHz, VBW: 3 MHz,)
AV (RBW: 1 MHz, VBW: 1 kHz,)
Marker 9:
39404.53 MHz, -61.02 dBm
Marker 10:
39404.53 MHz, -74.12 dBm
EIRP (dBm)
20
10
0
-10
-20
-30
-40
-50
-60
-70
-80
-90
-100
25000
28000
30000
32000
34000
36000
38000
40000
(MHz)
9
10

RF Mode	802.11be (EHT160)	Channel	CH 79：6345 MHz
Frequency Range	1 GHz ~ 40 GHz	Environmental Conditions	25°C, 60% RH
Tested By	Dolly Chung		

Conducted Unwanted Emissions								
No.	Frequency (MHz)	Emission Level (dBuV/m)	Limit (dBuV/m)	Margin (dB)	Raw Value Chain 0 (dBm)	Raw Value Chain 1 (dBm)	Correction Factor (dB)	EIRP Level (dBm)
1	5422.06	40.26 PK	74	-33.74	-65.78	-67.08	8.37	-55
2	5422.06	33.4 AV	54	-20.6	-73.03	-73.47	8.37	-61.86
3	8460	44.48 PK	74	-29.52	-59.89	-67.18	8.37	-50.78
4	8460	41.22 AV	54	-12.78	-62.89	-72.2	8.37	-54.04
5	20624.5	36.54 PK	74	-37.46	-70.85	-69.46	8.37	-58.72
6	20624.5	24.34 AV	54	-29.66	-84.48	-80.85	8.37	-70.92
7	22817.6	39.16 PK	74	-34.84	-66.44	-68.85	8.37	-56.1
8	22817.6	24.98 AV	54	-29.02	-80.07	-84.21	8.37	-70.28
9	39557.42	32.72 PK	74	-41.28	-73.95	-73.89	8.37	-62.54
10	39557.42	21.06 AV	54	-32.94	-84.33	-87.35	8.37	-74.2

Note: Margin value = Emission Level - Limit value

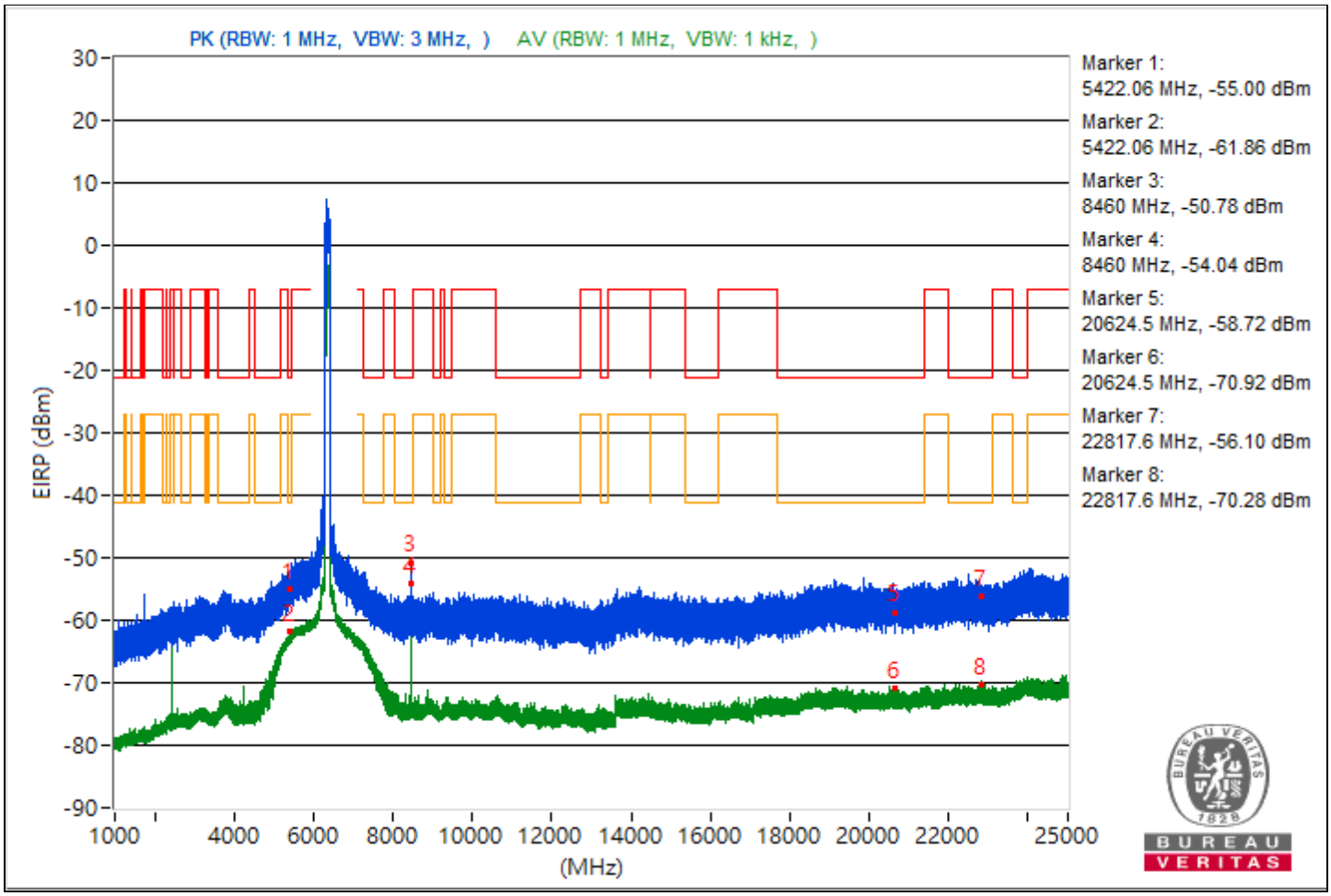

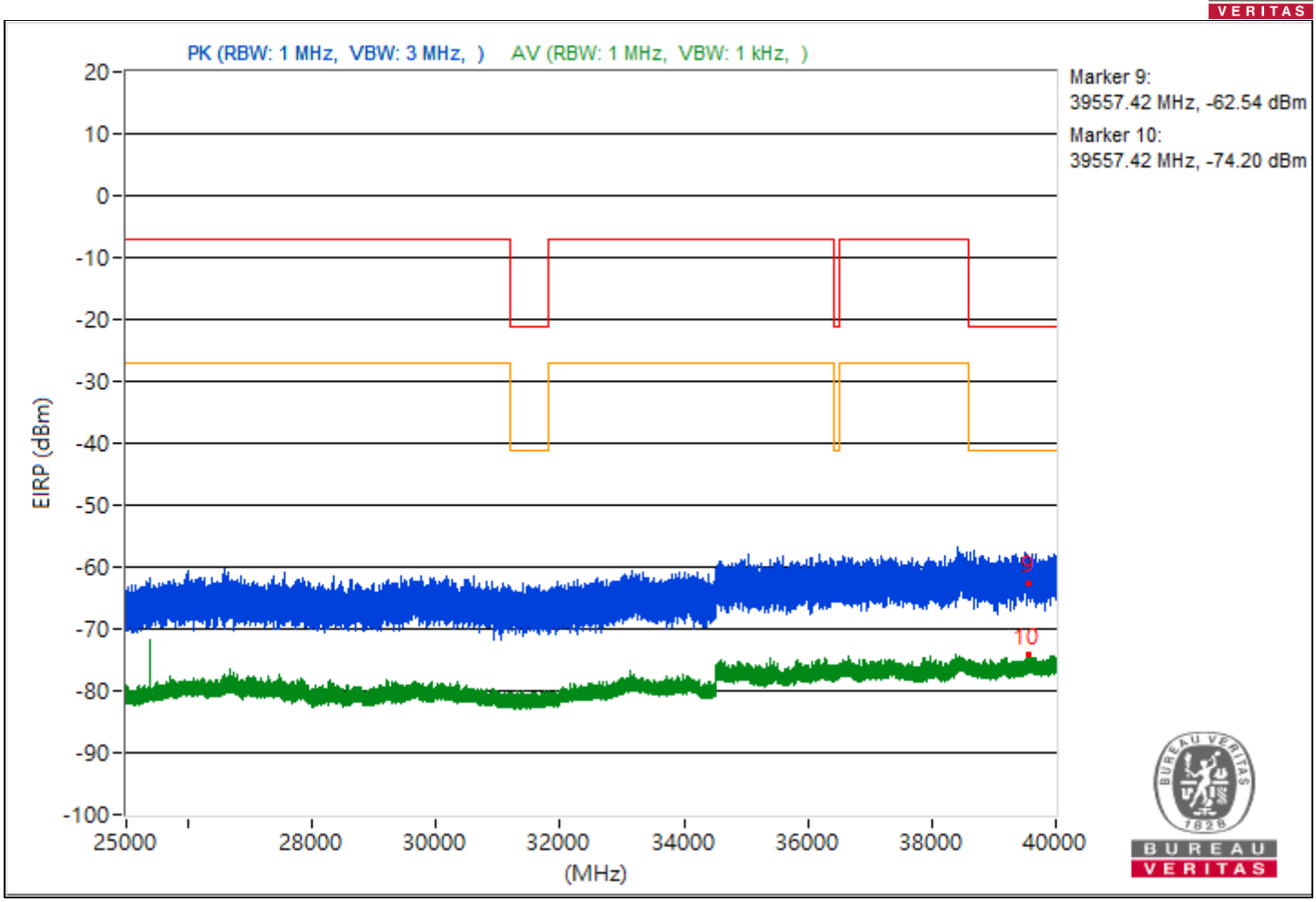
PK (RBW: 1 MHz, VBW: 3 MHz,)
AV (RBW: 1 MHz, VBW: 1 kHz,)
Marker 9:
39557.42 MHz, -62.54 dBm
Marker 10:
39557.42 MHz, -74.20 dBm
EIRP (dBm)
20
10
0
-10
-20
-30
-40
-50
-60
-70
-80
-90
-100
25000
28000
30000
32000
34000
36000
38000
40000
(MHz)
9
10

RF Mode	802.11be (EHT160)	Channel	CH 111：6505 MHz
Frequency Range	1 GHz ~ 40 GHz	Environmental Conditions	25°C, 60% RH
Tested By	Dolly Chung		

Conducted Unwanted Emissions								
No.	Frequency (MHz)	Emission Level (dBuV/m)	Limit (dBuV/m)	Margin (dB)	Raw Value Chain 0 (dBm)	Raw Value Chain 1 (dBm)	Correction Factor (dB)	EIRP Level (dBm)
1	5448.81	39.48 PK	74	-34.52	-68.13	-66.37	8.37	-55.78
2	5448.81	33.18 AV	54	-20.82	-73.21	-73.72	8.37	-62.08
3	7252.09	40.88 PK	74	-33.12	-68.43	-64.12	8.37	-54.38
4	7252.09	32.6 AV	54	-21.4	-73.96	-74.12	8.37	-62.66
5	21096.2	38.69 PK	74	-35.31	-69.14	-67.01	8.37	-56.57
6	21096.2	24.66 AV	54	-29.34	-84.5	-80.39	8.37	-70.6
7	23935	41.97 PK	74	-32.03	-64.46	-64.89	8.37	-53.29
8	23935	26.07 AV	54	-27.93	-82.12	-79.44	8.37	-69.19
9	39190.58	34.12 PK	74	-39.88	-71.35	-74.13	8.37	-61.14
10	39190.58	21.01 AV	54	-32.99	-88.13	-84.06	8.37	-74.25

Note: Margin value = Emission Level - Limit value

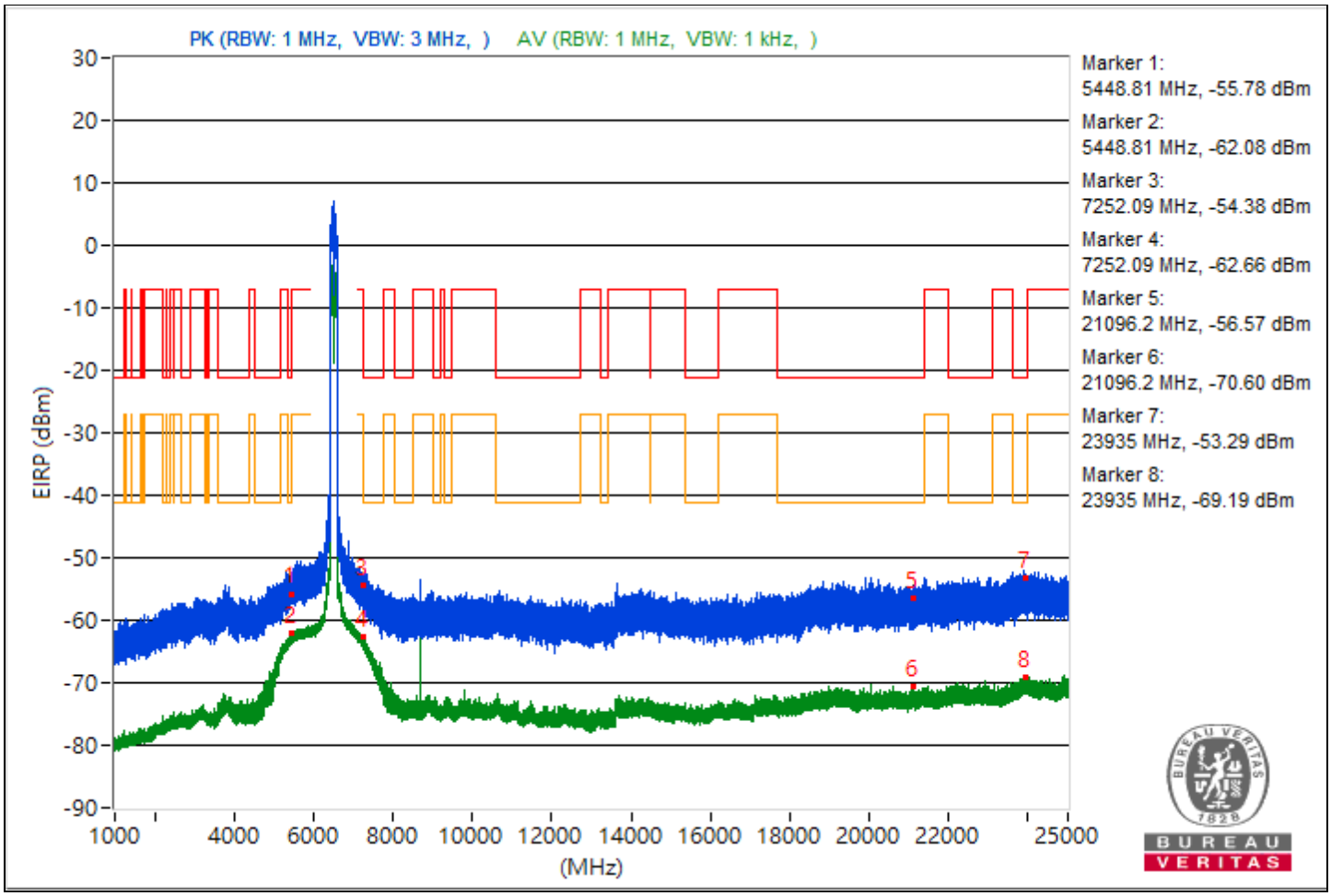

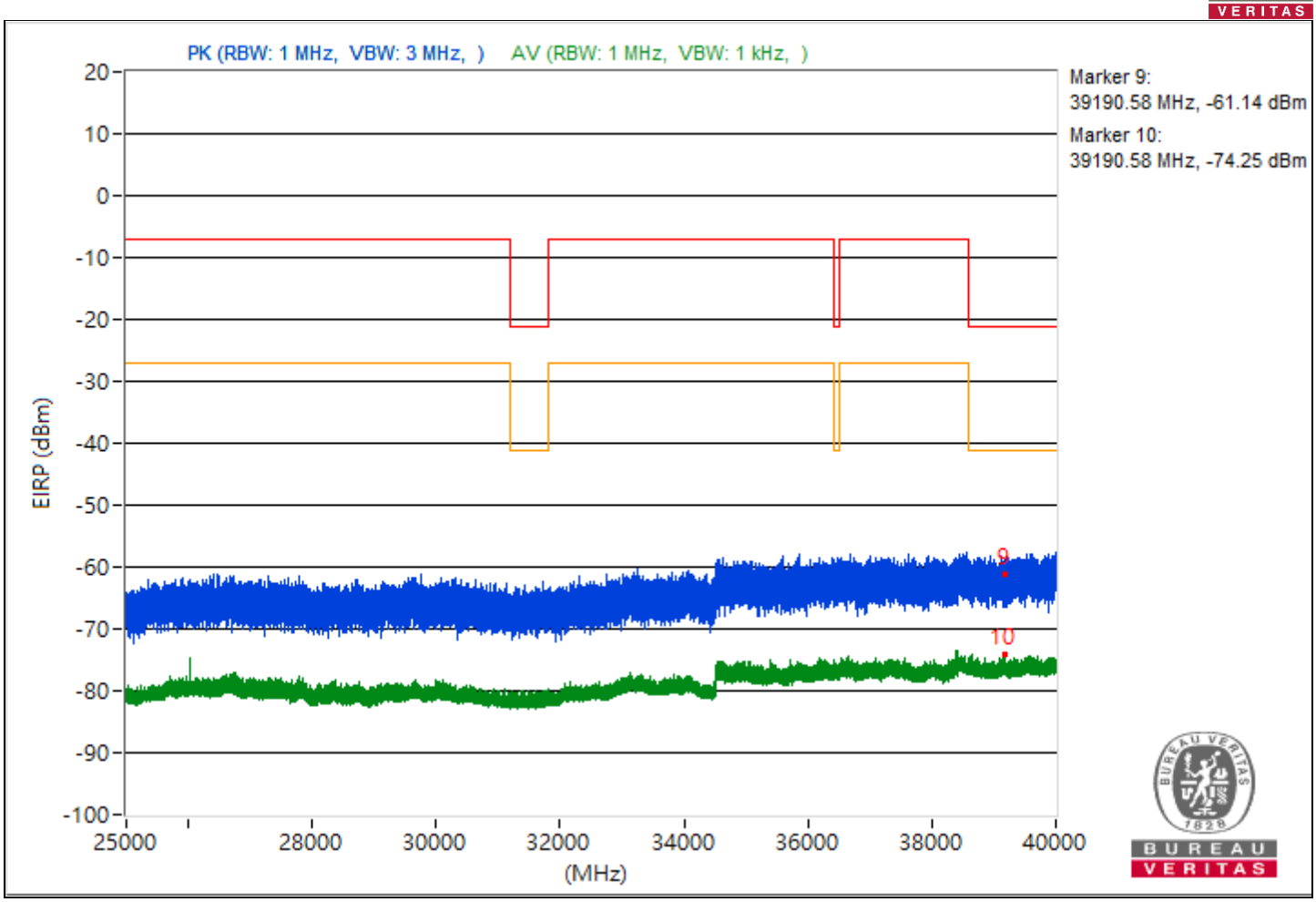
PK (RBW: 1 MHz, VBW: 3 MHz,)
AV (RBW: 1 MHz, VBW: 1 kHz,)
Marker 9:
39190.58 MHz, -61.14 dBm
Marker 10:
39190.58 MHz, -74.25 dBm
EIRP (dBm)
20
10
0
-10
-20
-30
-40
-50
-60
-70
-80
-90
-100
25000
28000
30000
32000
34000
36000
38000
40000
(MHz)
9
10

RF Mode	802.11be (EHT160)	Channel	CH 143：6665 MHz
Frequency Range	1 GHz ~ 40 GHz	Environmental Conditions	25°C, 60% RH
Tested By	Dolly Chung		

Conducted Unwanted Emissions								
No.	Frequency (MHz)	Emission Level (dBuV/m)	Limit (dBuV/m)	Margin (dB)	Raw Value Chain 0 (dBm)	Raw Value Chain 1 (dBm)	Correction Factor (dB)	EIRP Level (dBm)
1	5458.3	40.47 PK	74	-33.53	-68.2	-64.8	8.37	-54.79
2	5458.3	32.88 AV	54	-21.12	-73.5	-74.05	8.37	-62.38
3	7252.48	43.11 PK	74	-30.89	-63.54	-63.52	8.37	-52.15
4	7252.48	33.37 AV	54	-20.63	-73.02	-73.53	8.37	-61.89
5	18693.6	35.25 PK	74	-38.75	-73.5	-69.97	8.37	-60.01
6	18693.6	24.55 AV	54	-29.45	-84.57	-80.52	8.37	-70.71
7	23622.7	37.26 PK	74	-36.74	-70.17	-68.72	8.37	-58
8	23622.7	25.99 AV	54	-28.01	-79.19	-82.86	8.37	-69.27
9	39271.2	32.86 PK	74	-41.14	-74.65	-73.05	8.37	-62.4
10	39271.2	20.72 AV	54	-33.28	-88.77	-84.21	8.37	-74.54

Note: Margin value = Emission Level - Limit value

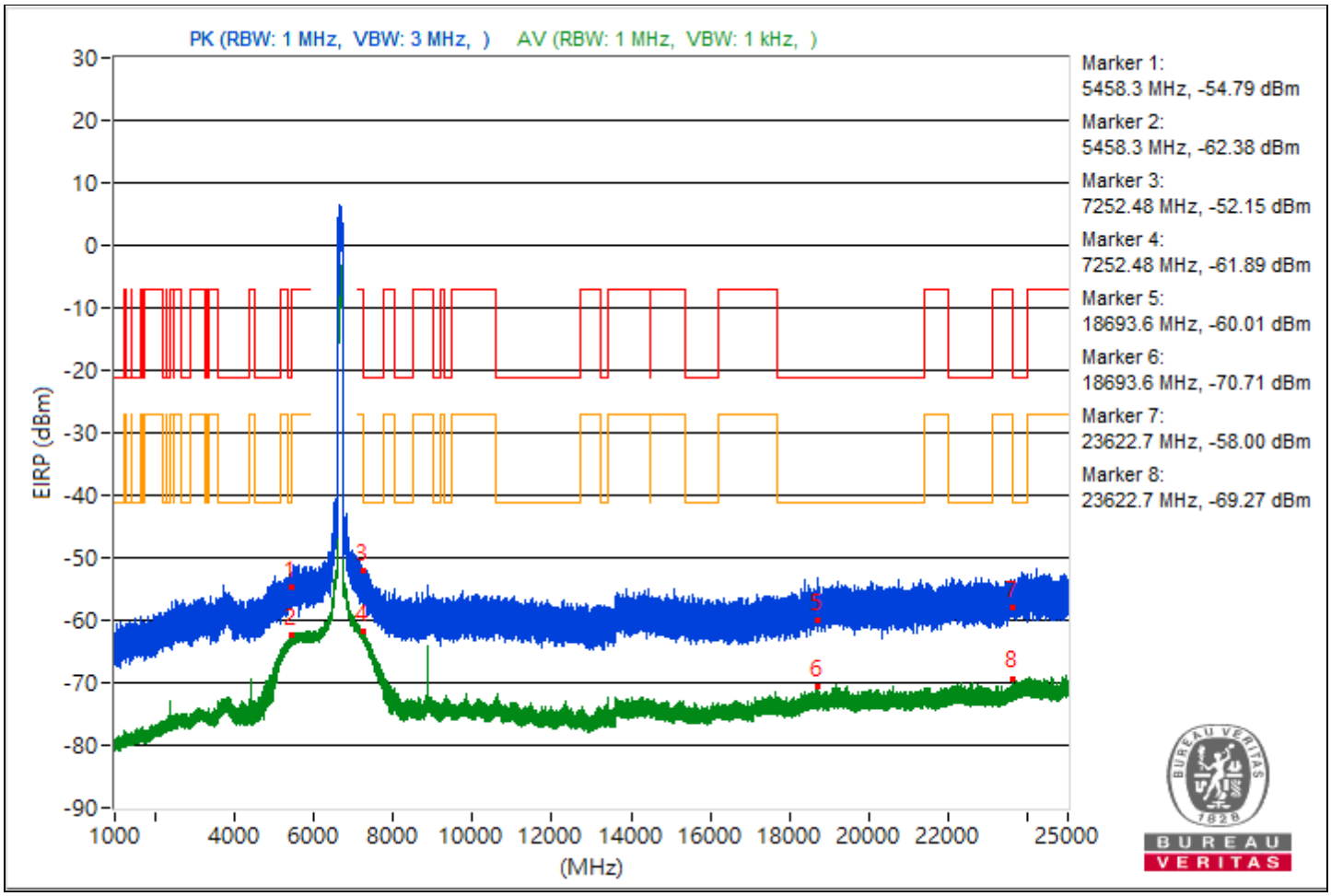

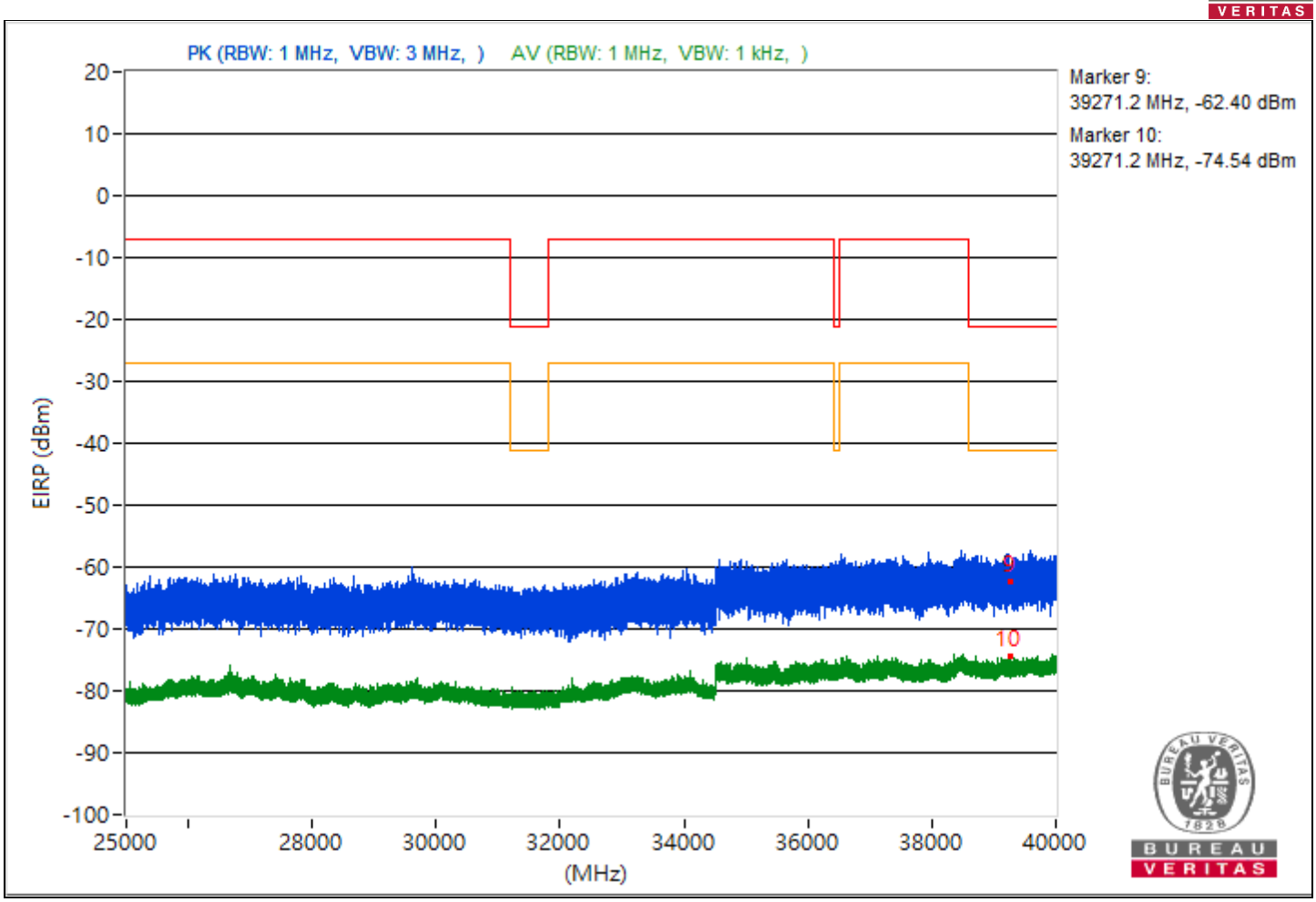
PK (RBW: 1 MHz, VBW: 3 MHz,)
AV (RBW: 1 MHz, VBW: 1 kHz,)
Marker 9:
39271.2 MHz, -62.40 dBm
Marker 10:
39271.2 MHz, -74.54 dBm
EIRP (dBm)
20
10
0
-10
-20
-30
-40
-50
-60
-70
-80
-90
-100
25000
28000
30000
32000
34000
36000
38000
40000
(MHz)
9
10

RF Mode	802.11be (EHT160)	Channel	CH 175：6825 MHz
Frequency Range	1 GHz ~ 40 GHz	Environmental Conditions	25°C, 60% RH
Tested By	Dolly Chung		

Conducted Unwanted Emissions								
No.	Frequency (MHz)	Emission Level (dBuV/m)	Limit (dBuV/m)	Margin (dB)	Raw Value Chain 0 (dBm)	Raw Value Chain 1 (dBm)	Correction Factor (dB)	EIRP Level (dBm)
1	5458.84	40.1 PK	74	-33.9	-66.35	-66.74	8.37	-55.16
2	5458.84	33.39 AV	54	-20.61	-72.91	-73.62	8.37	-61.87
3	7252.94	43.42 PK	74	-30.58	-63.08	-63.37	8.37	-51.84
4	7252.94	35.92 AV	54	-18.08	-70.26	-71.23	8.37	-59.34
5	19092.1	39.38 PK	74	-34.62	-72.01	-65.04	8.37	-55.88
6	19092.1	24.72 AV	54	-29.28	-80.63	-83.78	8.37	-70.54
7	23980.2	39.22 PK	74	-34.78	-67.31	-67.54	8.37	-56.04
8	23980.2	26.46 AV	54	-27.54	-79.21	-81.43	8.37	-68.8
9	39625.07	35.59 PK	74	-38.41	-71.86	-70.37	8.37	-59.67
10	39625.07	21.21 AV	54	-32.79	-87.8	-83.9	8.37	-74.05

Note: Margin value = Emission Level - Limit value

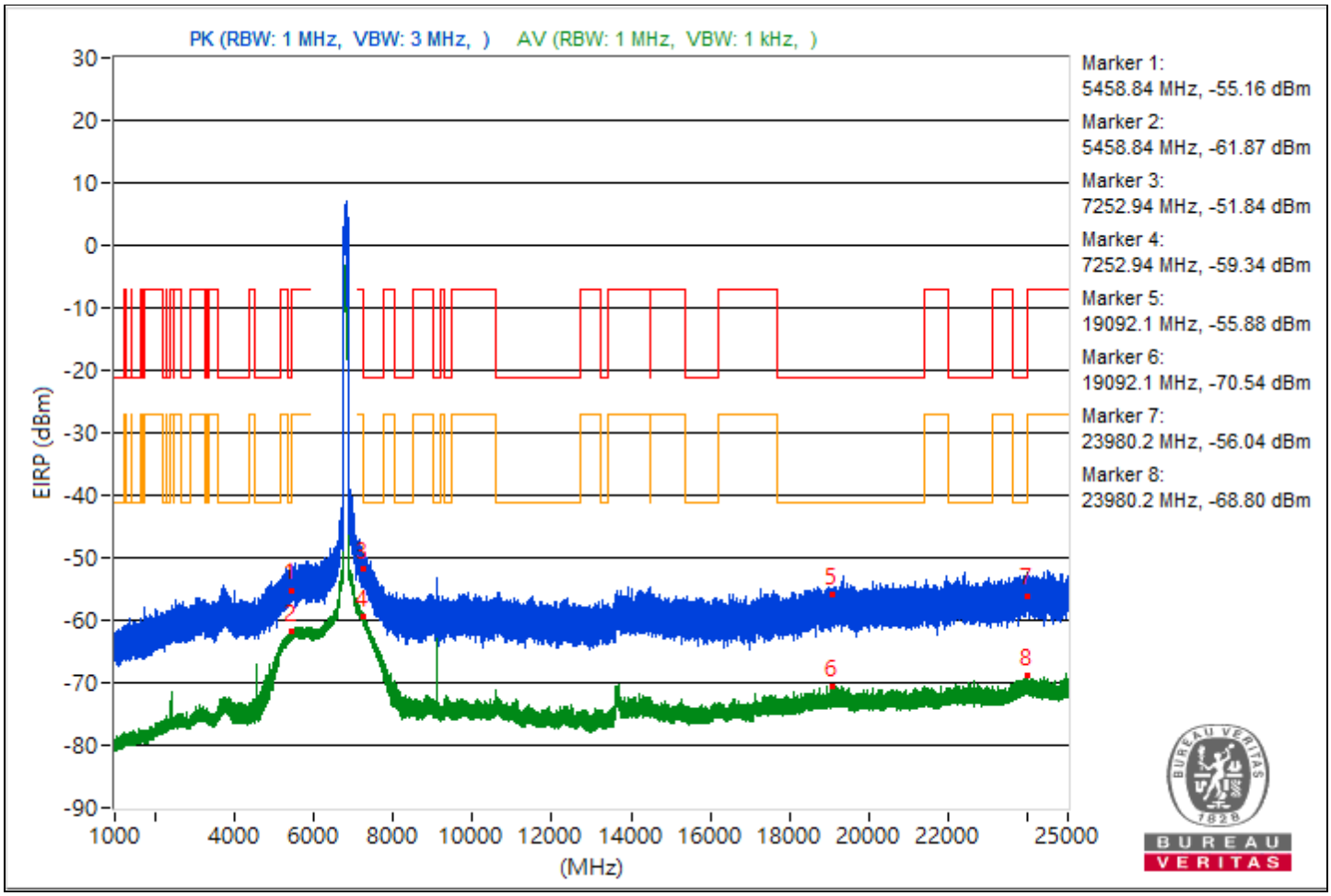

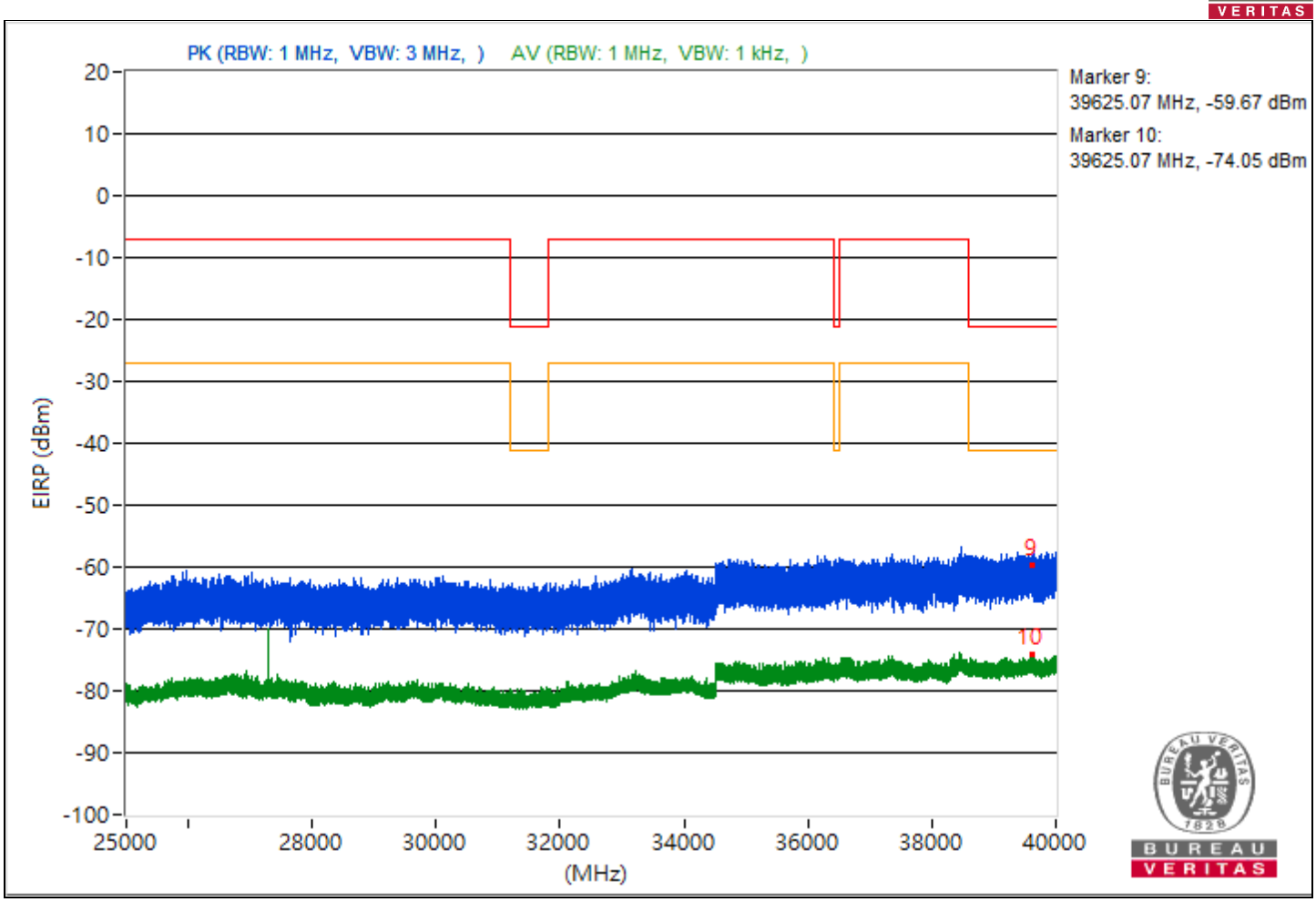
PK (RBW: 1 MHz, VBW: 3 MHz,)
AV (RBW: 1 MHz, VBW: 1 kHz,)
Marker 9:
39625.07 MHz, -59.67 dBm
Marker 10:
39625.07 MHz, -74.05 dBm
EIRP (dBm)
20
10
0
-10
-20
-30
-40
-50
-60
-70
-80
-90
-100
25000
28000
30000
32000
34000
36000
38000
40000
(MHz)
9
10

RF Mode	802.11be (EHT160)	Channel	CH 207：6985 MHz
Frequency Range	1 GHz ~ 40 GHz	Environmental Conditions	25°C, 60% RH
Tested By	Dolly Chung		

Conducted Unwanted Emissions								
No.	Frequency (MHz)	Emission Level (dBuV/m)	Limit (dBuV/m)	Margin (dB)	Raw Value Chain 0 (dBm)	Raw Value Chain 1 (dBm)	Correction Factor (dB)	EIRP Level (dBm)
1	4656.57	38.59 PK	74	-35.41	-65.87	-72.61	8.37	-56.67
2	4656.57	32.02 AV	54	-21.98	-72.09	-81.46	8.37	-63.24
3	7251.16	43.96 PK	74	-30.04	-63.81	-61.79	8.37	-51.3
4	7251.16	36.02 AV	54	-17.98	-70.59	-70.66	8.37	-59.24
5	19130.5	39.06 PK	74	-34.94	-66.27	-69.48	8.37	-56.2
6	19130.5	24.63 AV	54	-29.37	-84.31	-80.52	8.37	-70.63
7	23976.9	40.58 PK	74	-33.42	-69.11	-64.29	8.37	-54.68
8	23976.9	26.46 AV	54	-27.54	-82.44	-78.69	8.37	-68.8
9	39548.27	34.62 PK	74	-39.38	-71.37	-72.79	8.37	-60.64
10	39548.27	21.34 AV	54	-32.66	-86.74	-84.22	8.37	-73.92

Note: Margin value = Emission Level - Limit value

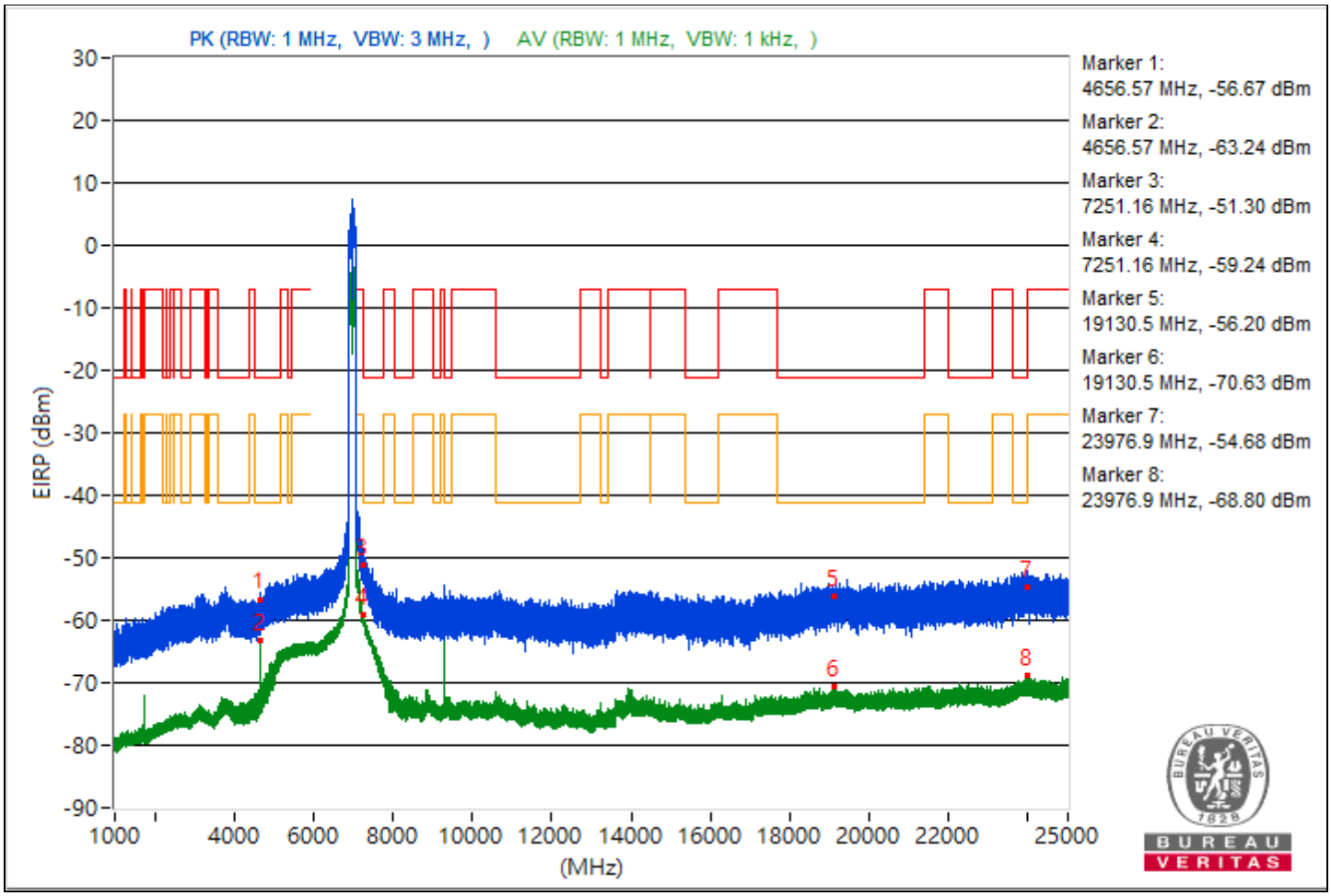

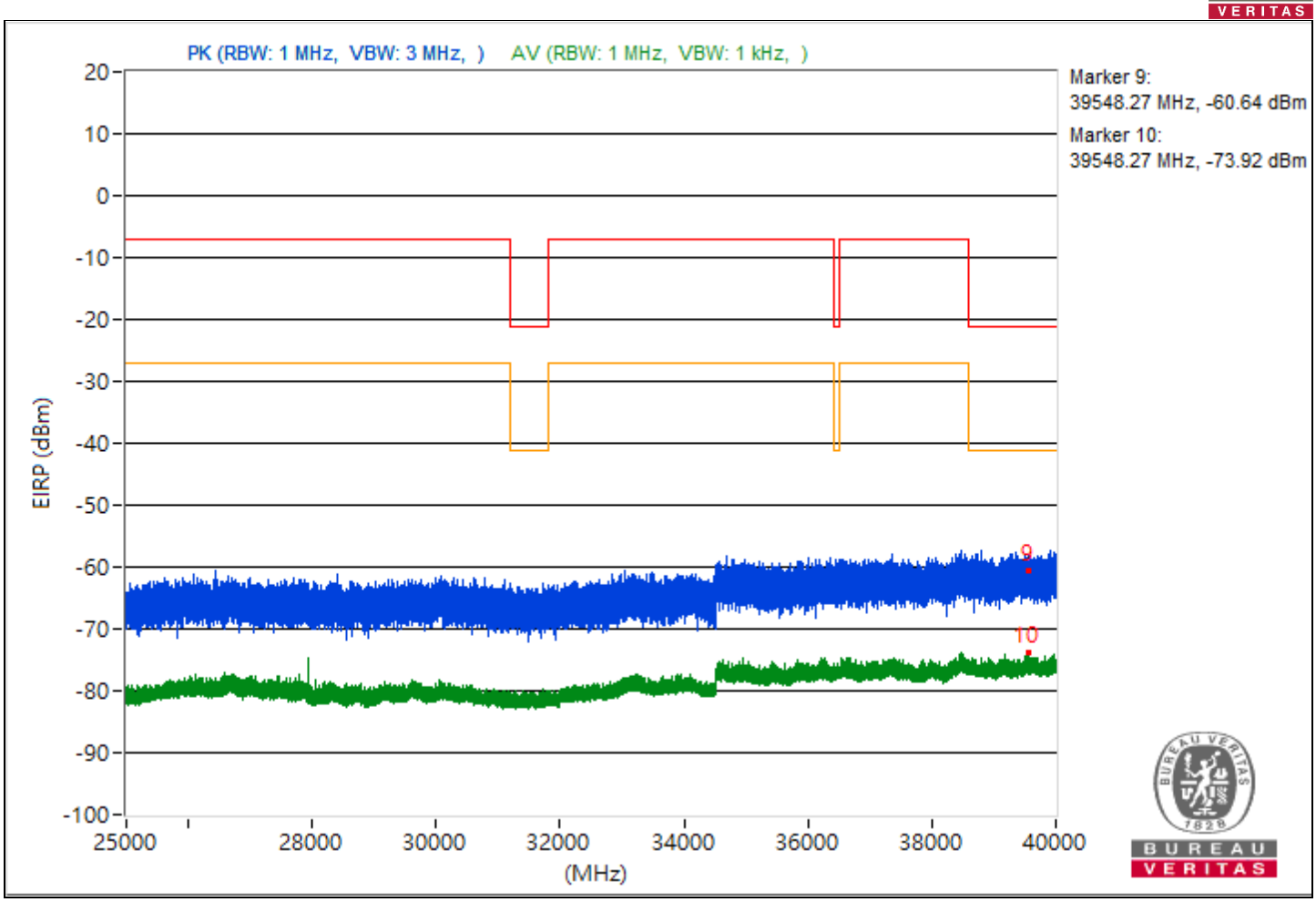
PK (RBW: 1 MHz, VBW: 3 MHz,)
AV (RBW: 1 MHz, VBW: 1 kHz,)
Marker 9:
39548.27 MHz, -60.64 dBm
Marker 10:
39548.27 MHz, -73.92 dBm
EIRP (dBm)
20
10
0
-10
-20
-30
-40
-50
-60
-70
-80
-90
-100
25000
28000
30000
32000
34000
36000
38000
40000
(MHz)
9
10

RF Mode	802.11be (EHT20) 26-tone RU	Channel	CH 1：5955 MHz
Frequency Range	1 GHz ~ 40 GHz	Environmental Conditions	25°C, 60% RH
Tested By	Dolly Chung		

Conducted Unwanted Emissions								
No.	Frequency (MHz)	Emission Level (dBuV/m)	Limit (dBuV/m)	Margin (dB)	Raw Value Chain 0 (dBm)	Raw Value Chain 1 (dBm)	Correction Factor (dB)	EIRP Level (dBm)
1	3770.6	37.99 PK	74	-36.01	-68.65	-68.65	8.37	-57.27
2	3770.6	27.53 AV	54	-26.47	-77.94	-80.71	8.37	-67.73
3	#7940.03	43.81 PK	88.26	-44.45	-60.61	-67.58	8.37	-51.45
4	#7940.03	39.71 AV	68.26	-28.55	-64.11	-77.7	8.37	-55.55
5	20597	40.99 PK	74	-33.01	-66.09	-65.25	8.37	-54.27
6	20597	28.25 AV	54	-25.75	-80.81	-76.84	8.37	-67.01
7	23879.5	42.72 PK	74	-31.28	-63.82	-64.03	8.37	-52.54
8	23879.5	30.31 AV	54	-23.69	-78.73	-74.79	8.37	-64.95
9	39700.18	36.45 PK	74	-37.55	-70.22	-70.16	8.37	-58.81
10	39700.18	25.36 AV	54	-28.64	-80.94	-81.65	8.37	-69.9

Notes:

1. Margin value = Emission Level - Limit value
2. " # ": The radiated frequency is out of the restricted band.

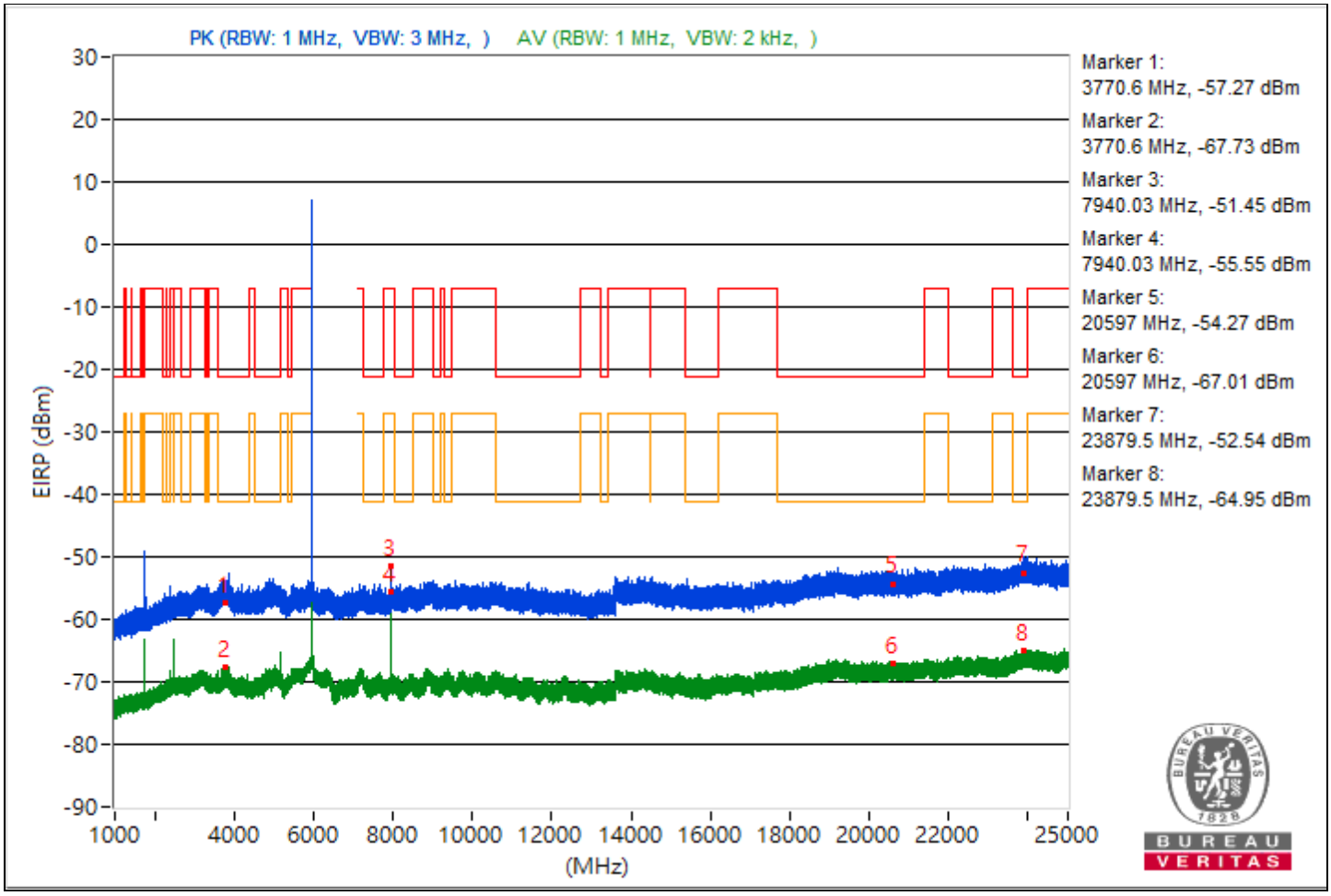

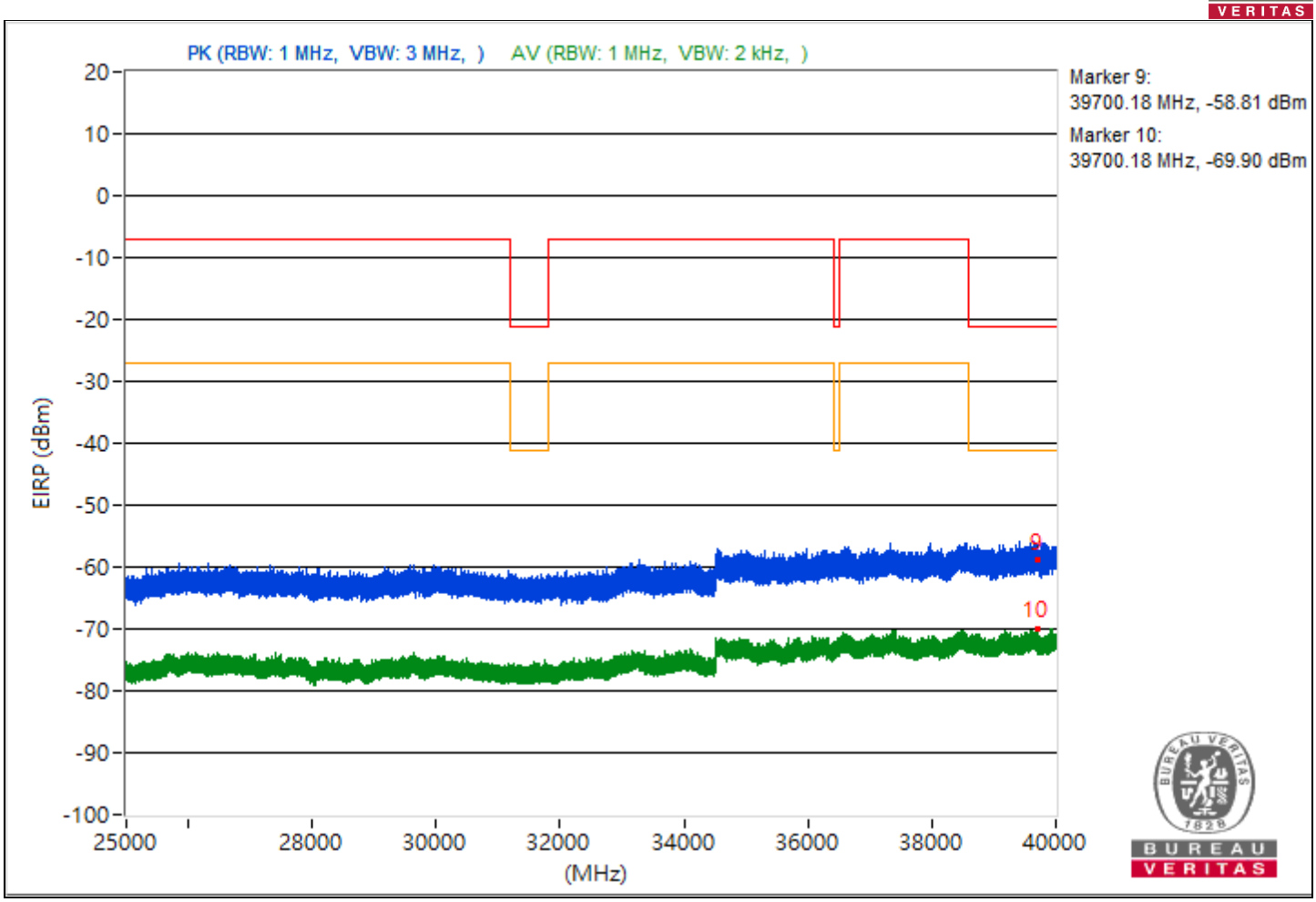
PK (RBW: 1 MHz, VBW: 3 MHz,)
AV (RBW: 1 MHz, VBW: 2 kHz,)
Marker 9:
39700.18 MHz, -58.81 dBm
Marker 10:
39700.18 MHz, -69.90 dBm
EIRP (dBm)
20
10
0
-10
-20
-30
-40
-50
-60
-70
-80
-90
-100
25000
28000
30000
32000
34000
36000
38000
40000
(MHz)
9
10

RF Mode	802.11be (EHT20) 26-tone RU	Channel	CH 93：6415 MHz
Frequency Range	1 GHz ~ 40 GHz	Environmental Conditions	25°C, 60% RH
Tested By	Dolly Chung		

Conducted Unwanted Emissions								
No.	Frequency (MHz)	Emission Level (dBuV/m)	Limit (dBuV/m)	Margin (dB)	Raw Value Chain 0 (dBm)	Raw Value Chain 1 (dBm)	Correction Factor (dB)	EIRP Level (dBm)
1	3786.47	37.77 PK	74	-36.23	-68.29	-69.53	8.37	-57.49
2	3786.47	27.13 AV	54	-26.87	-80.72	-78.57	8.37	-68.13
3	10610.13	36.81 PK	74	-37.19	-69.35	-70.38	8.37	-58.45
4	10610.13	26.49 AV	54	-27.51	-79.42	-81.04	8.37	-68.77
5	19089.7	39.67 PK	74	-34.33	-69.6	-65.34	8.37	-55.59
6	19089.7	27.24 AV	54	-26.76	-77.93	-81.66	8.37	-68.02
7	23873.2	39.57 PK	74	-34.43	-66.77	-67.4	8.37	-55.69
8	23873.2	29.16 AV	54	-24.84	-80.33	-75.77	8.37	-66.1
9	39689.24	32.78 PK	74	-41.22	-74.77	-73.11	8.37	-62.48
10	39689.24	23.86 AV	54	-30.14	-81.59	-84.43	8.37	-71.4

Note: Margin value = Emission Level - Limit value

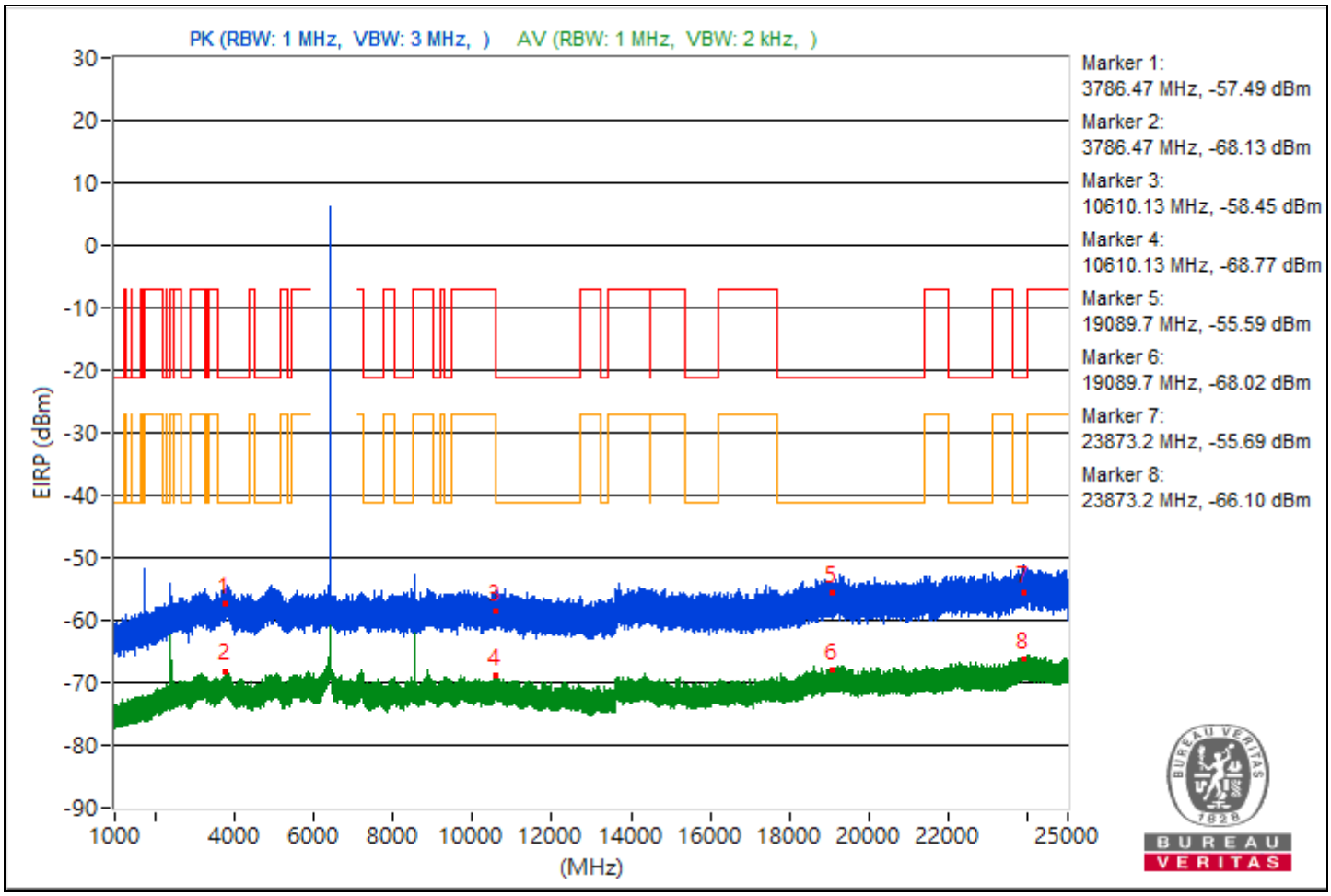

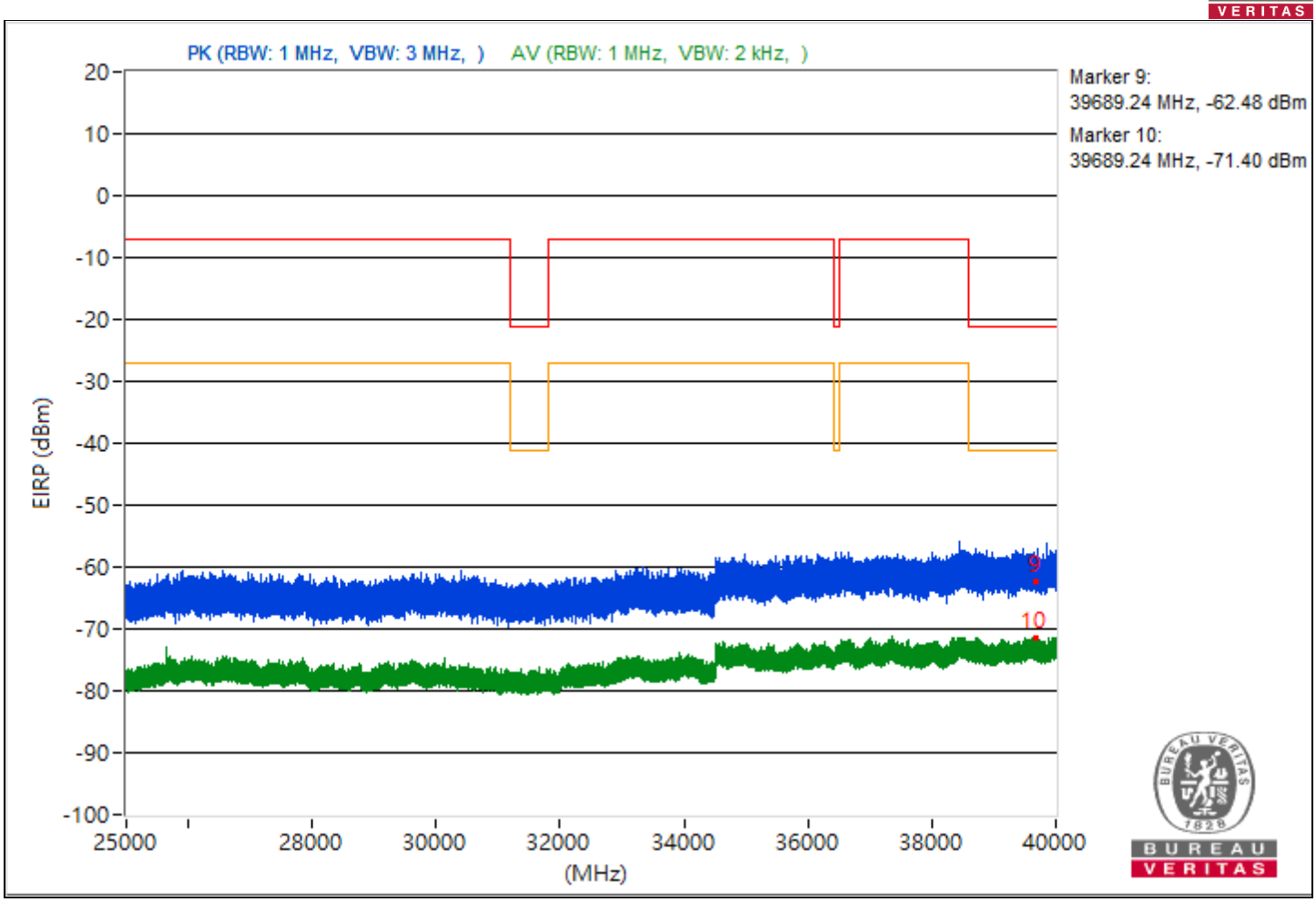
PK (RBW: 1 MHz, VBW: 3 MHz,)
AV (RBW: 1 MHz, VBW: 2 kHz,)
Marker 9:
39689.24 MHz, -62.48 dBm
Marker 10:
39689.24 MHz, -71.40 dBm
EIRP (dBm)
20
10
0
-10
-20
-30
-40
-50
-60
-70
-80
-90
-100
25000
28000
30000
32000
34000
36000
38000
40000
(MHz)
9
10

RF Mode	802.11be (EHT20) 26-tone RU	Channel	CH 97：6435 MHz
Frequency Range	1 GHz ~ 40 GHz	Environmental Conditions	25°C, 60% RH
Tested By	Dolly Chung		

Conducted Unwanted Emissions								
No.	Frequency (MHz)	Emission Level (dBuV/m)	Limit (dBuV/m)	Margin (dB)	Raw Value Chain 0 (dBm)	Raw Value Chain 1 (dBm)	Correction Factor (dB)	EIRP Level (dBm)
1	3742.21	37.36 PK	74	-36.64	-67.71	-71.75	8.37	-57.9
2	3742.21	26.85 AV	54	-27.15	-81.27	-78.68	8.37	-68.41
3	9023.38	36.55 PK	74	-37.45	-71.5	-69.02	8.37	-58.71
4	9023.38	26.18 AV	54	-27.82	-78.75	-83.32	8.37	-69.08
5	20246.8	37.77 PK	74	-36.23	-70.14	-67.89	8.37	-57.49
6	20246.8	28.03 AV	54	-25.97	-80.07	-77.52	8.37	-67.23
7	23878.3	38 PK	74	-36	-68.19	-69.14	8.37	-57.26
8	23878.3	29.2 AV	54	-24.8	-80.37	-75.71	8.37	-66.06
9	39095.11	31.76 PK	74	-42.24	-75.48	-74.36	8.37	-63.5
10	39095.11	23.87 AV	54	-30.13	-81.24	-85.17	8.37	-71.39

Note: Margin value = Emission Level - Limit value

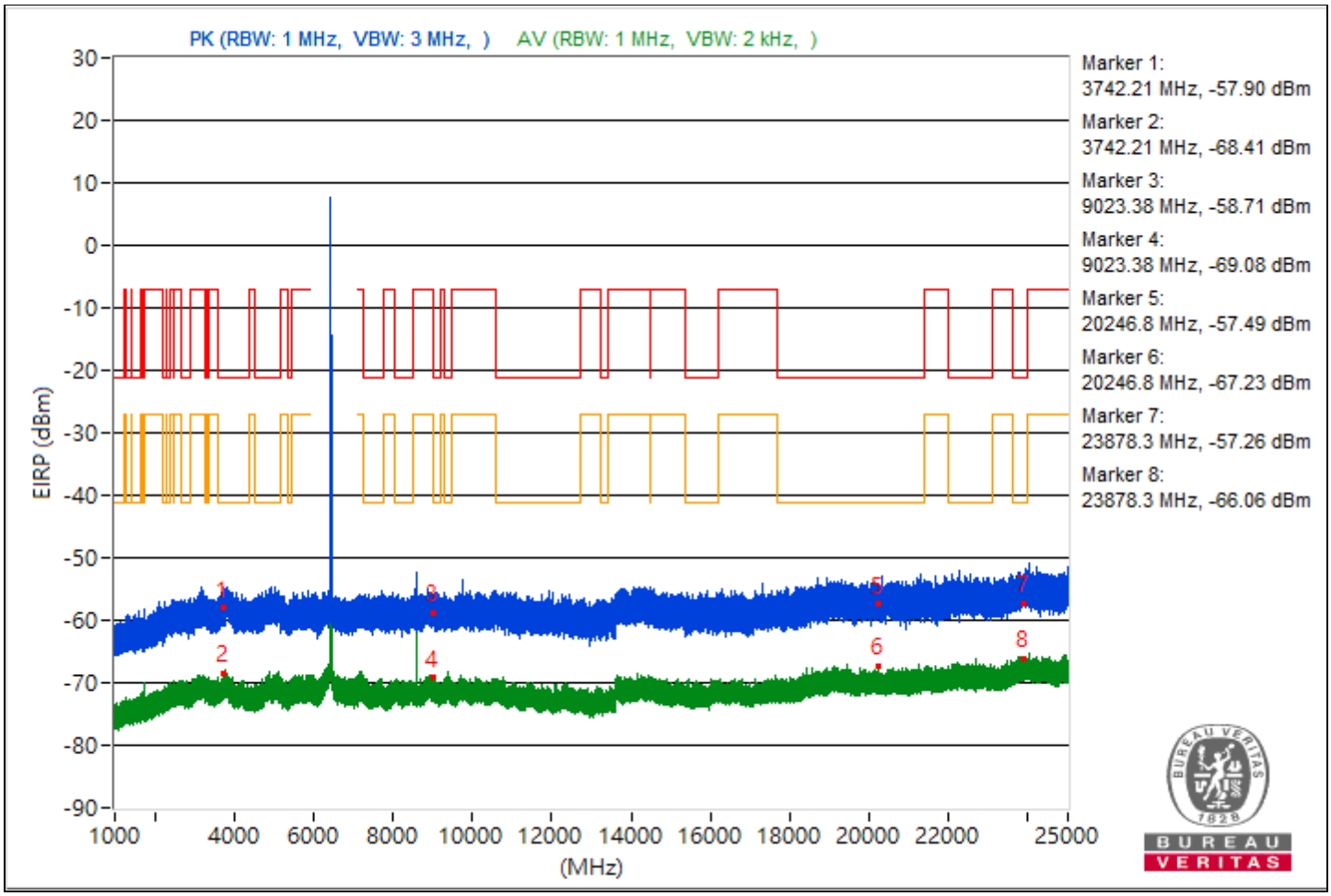

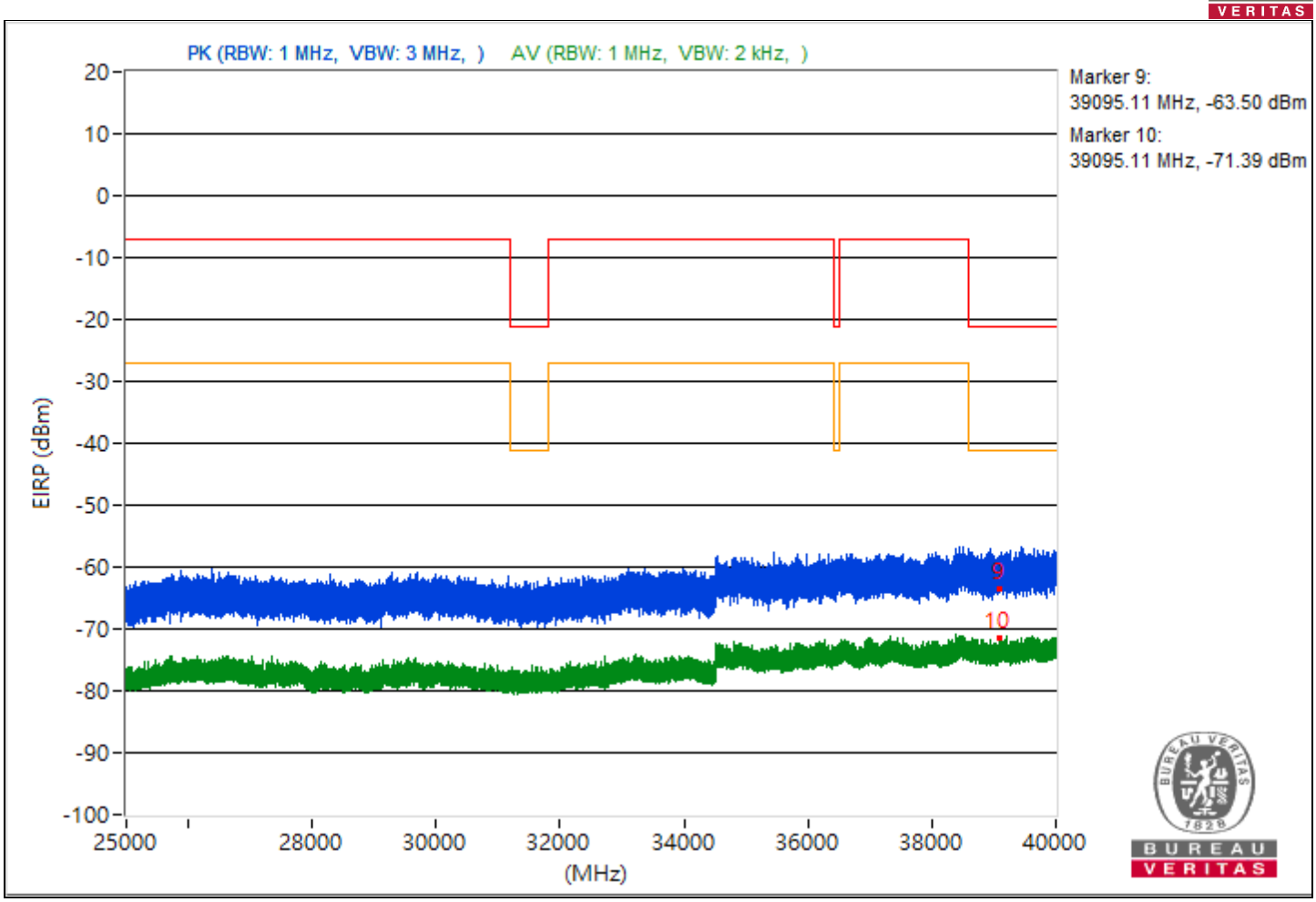
PK (RBW: 1 MHz, VBW: 3 MHz,)
AV (RBW: 1 MHz, VBW: 2 kHz,)
Marker 9:
39095.11 MHz, -63.50 dBm
Marker 10:
39095.11 MHz, -71.39 dBm
EIRP (dBm)
20
10
0
-10
-20
-30
-40
-50
-60
-70
-80
-90
-100
25000
28000
30000
32000
34000
36000
38000
40000
(MHz)
9
10

RF Mode	802.11be (EHT20) 26-tone RU	Channel	CH 113：6515 MHz
Frequency Range	1 GHz ~ 40 GHz	Environmental Conditions	25°C, 60% RH
Tested By	Dolly Chung		

Conducted Unwanted Emissions								
No.	Frequency (MHz)	Emission Level (dBuV/m)	Limit (dBuV/m)	Margin (dB)	Raw Value Chain 0 (dBm)	Raw Value Chain 1 (dBm)	Correction Factor (dB)	EIRP Level (dBm)
1	4894.88	40.07 PK	74	-33.93	-67.63	-65.73	8.37	-55.19
2	4894.88	27.53 AV	54	-26.47	-78.19	-80.29	8.37	-67.73
3	7266.94	39.74 PK	74	-34.26	-67.95	-66.06	8.37	-55.52
4	7266.94	27.06 AV	54	-26.94	-78.81	-80.52	8.37	-68.2
5	21375.2	41.12 PK	74	-32.88	-65.69	-65.36	8.37	-54.14
6	21375.2	28.37 AV	54	-25.63	-77.13	-79.82	8.37	-66.89
7	24000	42.58 PK	74	-31.42	-63.92	-64.2	8.37	-52.68
8	24000	29.89 AV	54	-24.11	-78.24	-75.64	8.37	-65.37
9	39187.82	34.46 PK	74	-39.54	-72.37	-71.99	8.37	-60.8
10	39187.82	24.59 AV	54	-29.41	-80.97	-83.5	8.37	-70.67

Note: Margin value = Emission Level - Limit value

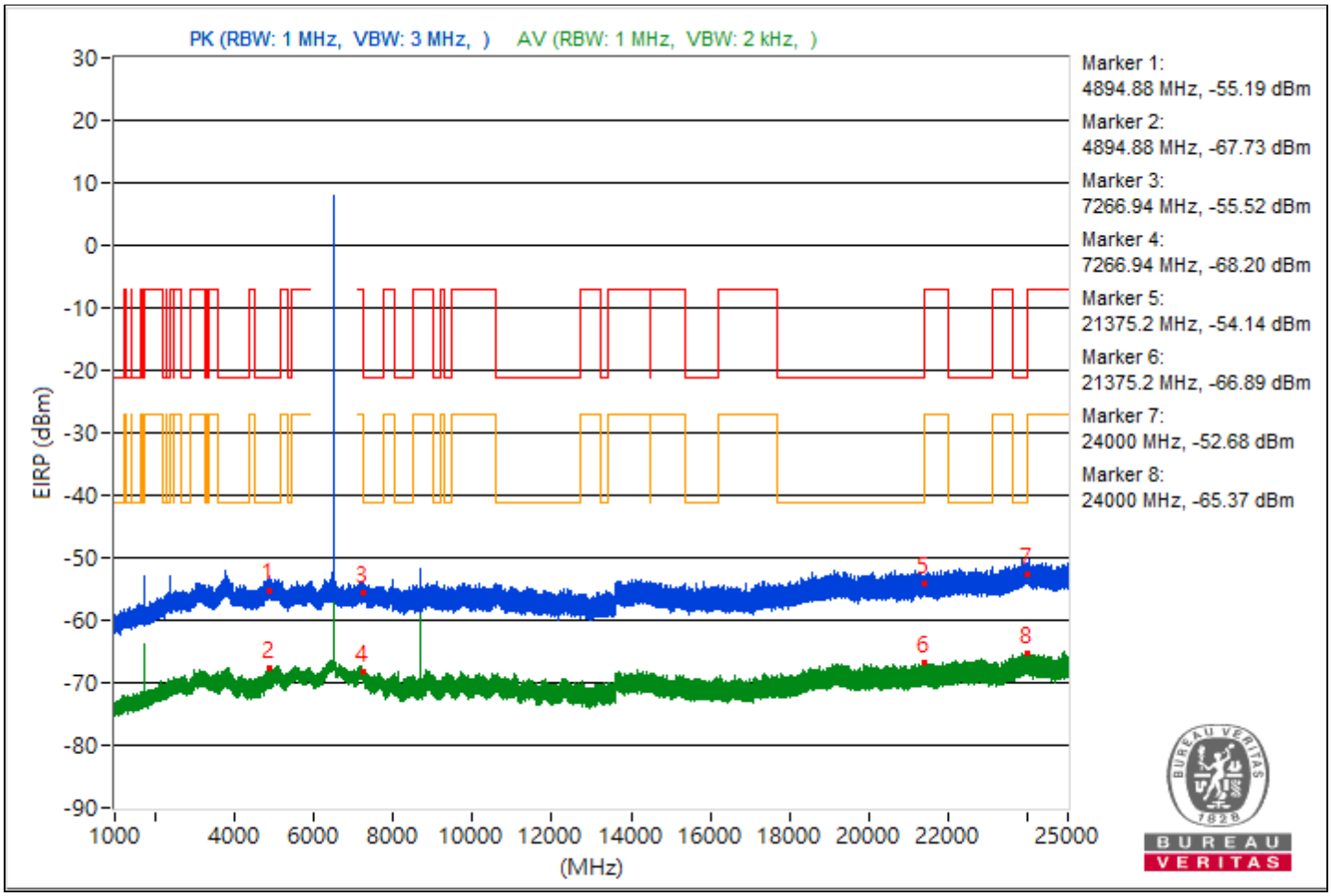

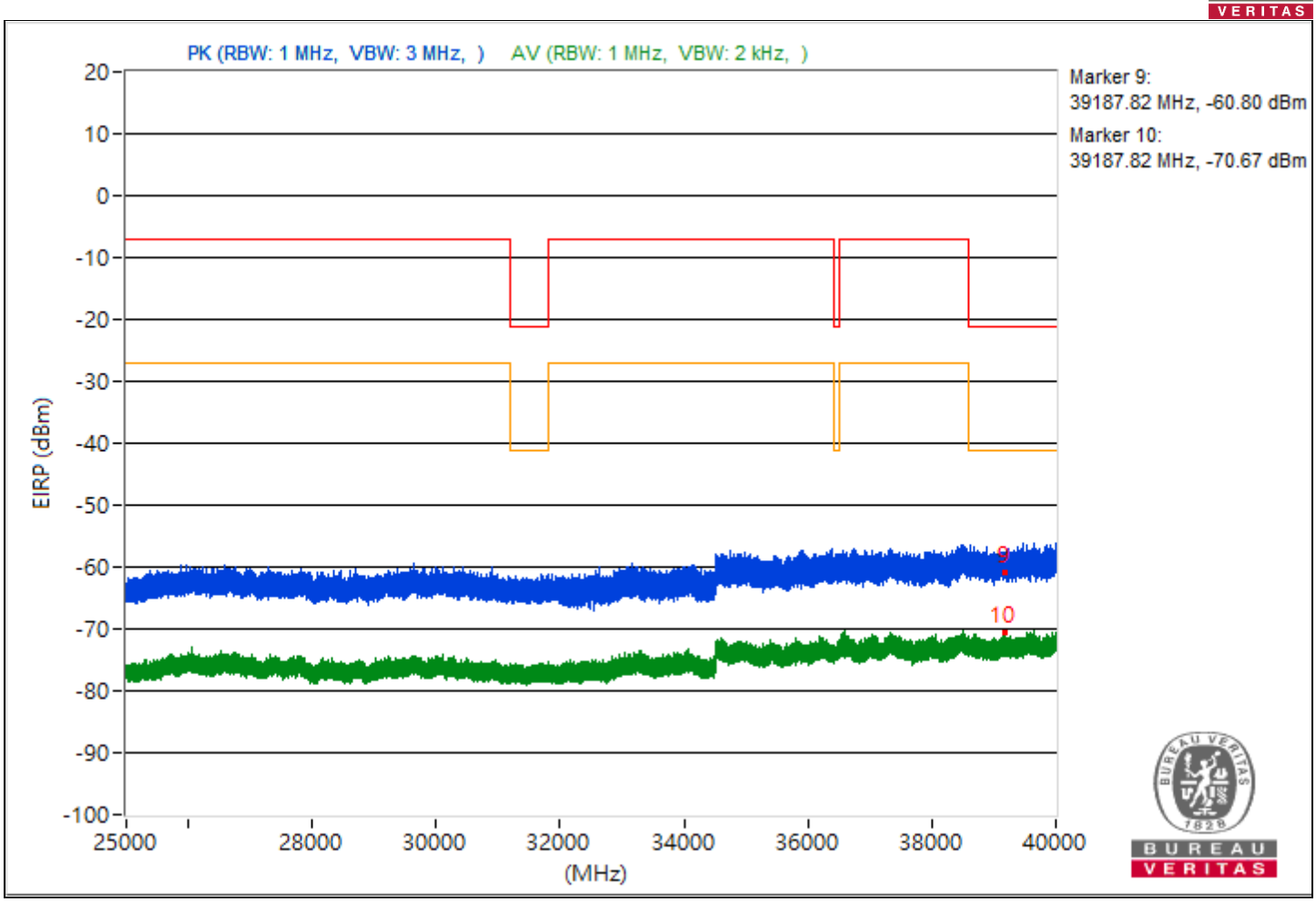
PK (RBW: 1 MHz, VBW: 3 MHz,)
AV (RBW: 1 MHz, VBW: 2 kHz,)
Marker 9:
39187.82 MHz, -60.80 dBm
Marker 10:
39187.82 MHz, -70.67 dBm
EIRP (dBm)
20
10
0
-10
-20
-30
-40
-50
-60
-70
-80
-90
-100
25000
28000
30000
32000
34000
36000
38000
40000
(MHz)
9
10