802.11be (EHT80) 484+242-tone MRU 2S2T

Channel	Frequency (MHz)	6 dB Bandwidth (MHz)		Minimum Limit (MHz)	Test Result
		Chain 0	Chain 1		
138 (U-NII-3)	5690	1.32	2.54	0.5	Pass
155	5775	68.76	75.06	0.5	Pass

Spectrum Plot of Minimum Value

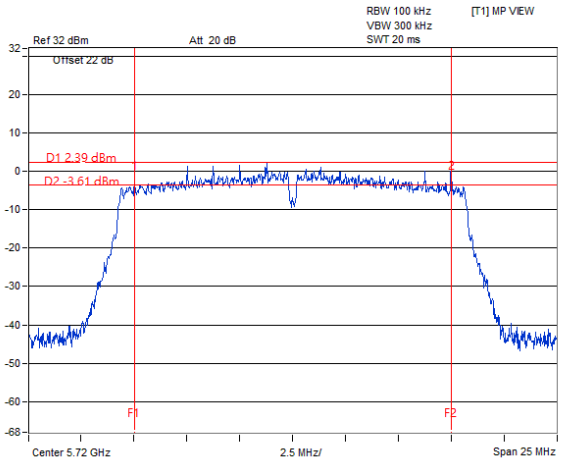

802.11a 2TX / Chain 1 : CH 144 (U-NII-3)

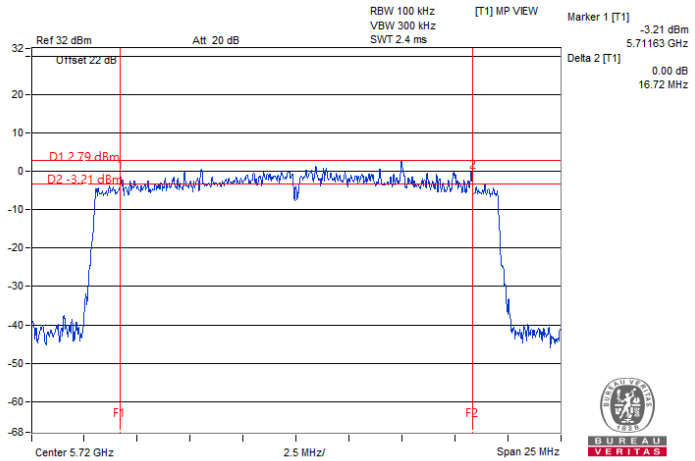

802.11be (EHT20) 2S2T / Chain 1 : CH 144 (U-NII-3)

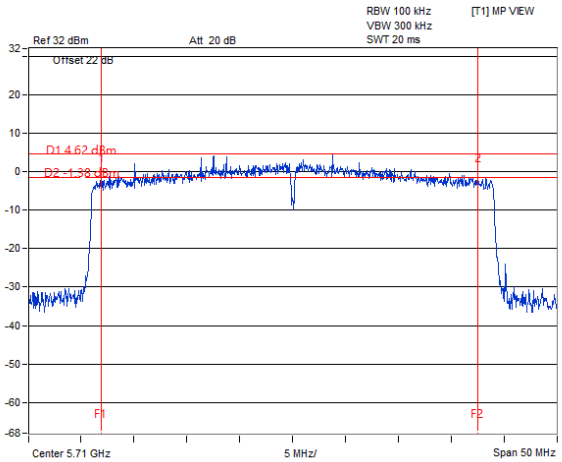

802.11be (EHT40) 2S2T / Chain 0 : CH 142 (U-NII-3)

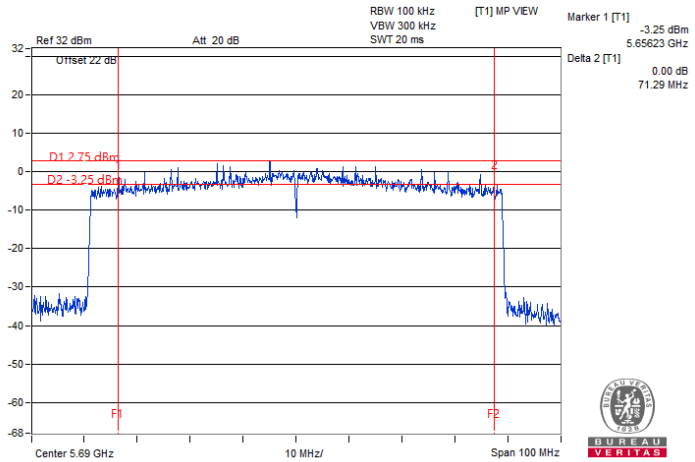

802.11be (EHT80) 2S2T / Chain 0 : CH 138 (U-NII-3)

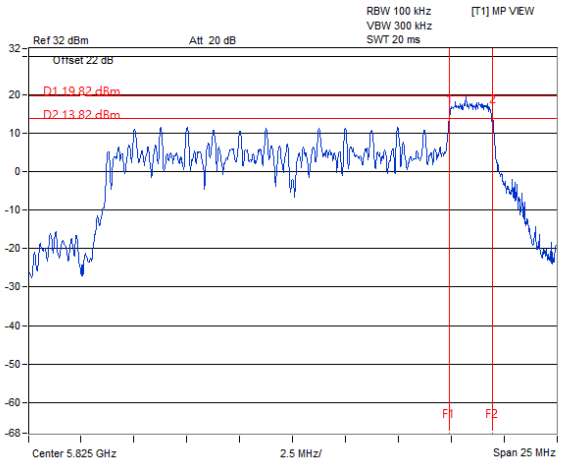

802.11be (EHT20) 26-tone RU 2S2T / Chain 0 : CH 165

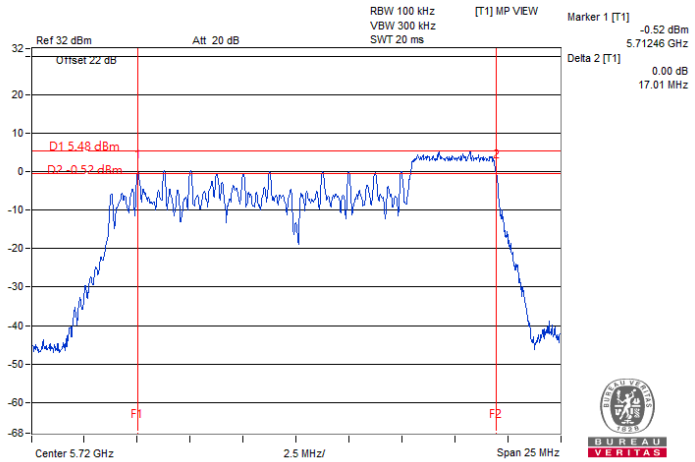

802.11be (EHT20) 52-tone RU 2S2T / Chain 0 : CH 144 (U-NII-3)

Spectrum Plot of Minimum Value

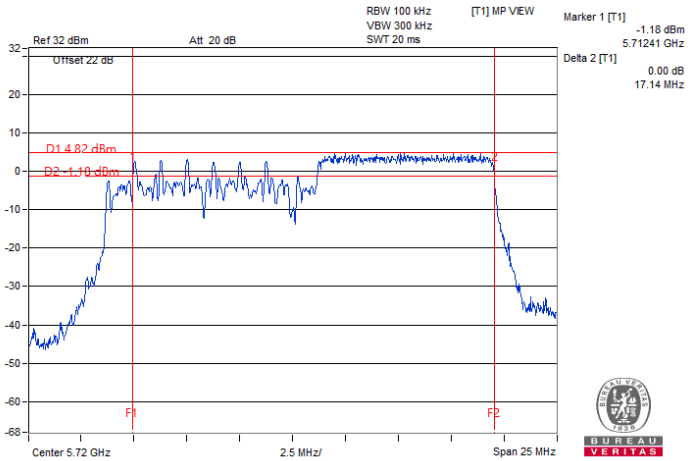

802.11be (EHT20) 106-tone RU 2S2T / Chain 1 : CH 144 (U-NII-3)

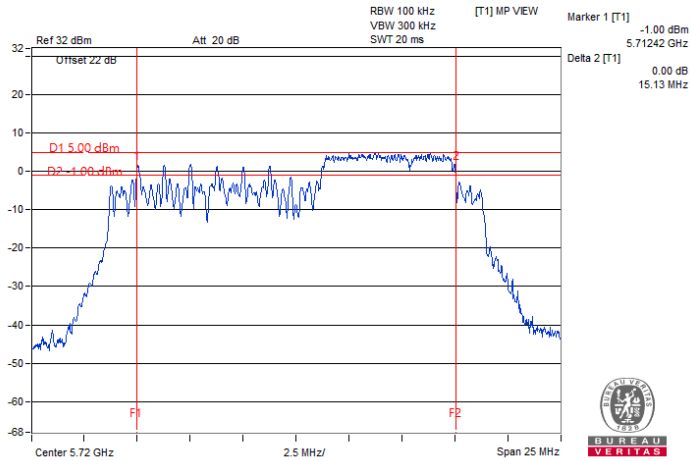

802.11be (EHT20) 52+26-tone MRU 2S2T / Chain 1 : CH 144 (U-NII-3)

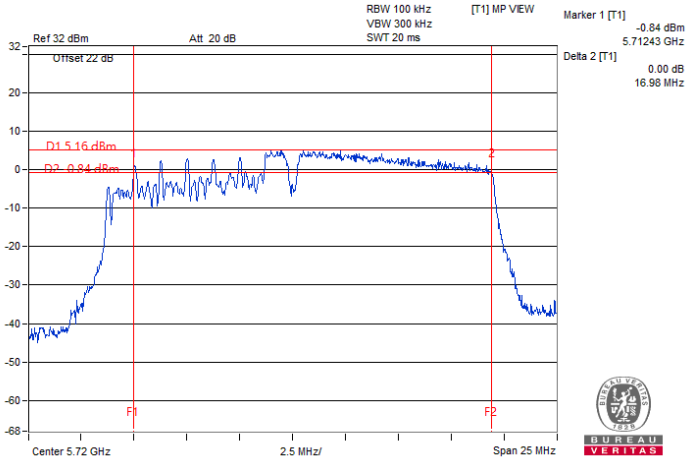

802.11be (EHT20) 106+26-tone MRU 2S2T / Chain 0 : CH 144 (U-NII-3)

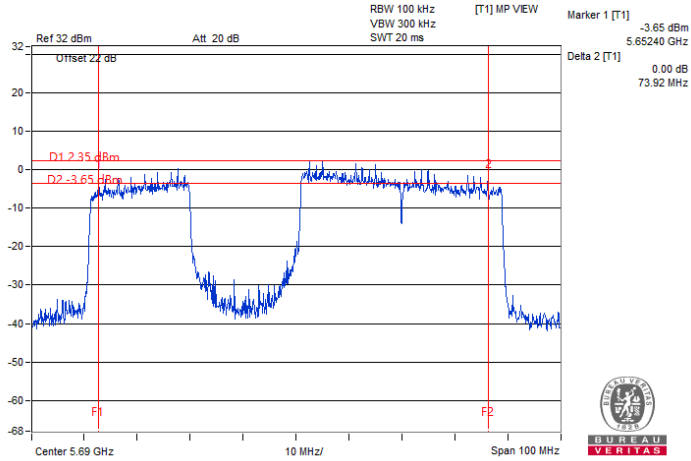

802.11be (EHT80) 484+242-tone MRU 2S2T / Chain 0 : CH 138 (U-NII-3)

Note: For U-NII-3 straddle channel = Marker 1 + Delta 2 - 5725 MHz

7.5 Occupied Bandwidth

Input Power:	3.3 Vdc	Environmental Conditions:	20°C, 60% RH	Tested By:	Henry Hsu

802.11a 1TX

Channel	Frequency (MHz)	Occupied Bandwidth (MHz)
36	5180	16.32
40	5200	16.32
48	5240	16.32
52	5260	16.32
60	5300	16.32
64	5320	16.32
100	5500	16.44
116	5580	16.32
140	5700	16.32
144 (U-NII-2C)	5720	13.16
144 (U-NII-3)	5720	3.16
149	5745	16.44
157	5785	16.44
165	5825	16.5

802.11be (EHT20) 1S1T

Channel	Frequency (MHz)	Occupied Bandwidth (MHz)
36	5180	18.78
40	5200	18.78
48	5240	18.72
52	5260	18.84
60	5300	18.78
64	5320	18.84
100	5500	18.84
116	5580	18.84
140	5700	18.78
144 (U-NII-2C)	5720	14.42
144 (U-NII-3)	5720	4.42
149	5745	18.9
157	5785	18.84
165	5825	18.96

802.11be (EHT40) 1S1T

Channel	Frequency (MHz)	Occupied Bandwidth (MHz)
38	5190	37.68
46	5230	37.56
54	5270	37.68
62	5310	37.8
102	5510	37.68
110	5550	37.8
134	5670	37.8
142 (U-NII-2C)	5710	33.72
142 (U-NII-3)	5710	3.84
151	5755	37.68
159	5795	37.8

802.11be (EHT80) 1S1T

Channel	Frequency (MHz)	Occupied Bandwidth (MHz)
42	5210	77.04
58	5290	77.28
106	5530	77.28
122	5610	76.8
138 (U-NII-2C)	5690	73.64
138 (U-NII-3)	5690	3.4
155	5775	77.28

802.11be (EHT160) 1S1T

Channel	Frequency (MHz)	Occupied Bandwidth (MHz)
50 (U-NII-1)	5250	77.76
50 (U-NII-2A)	5250	78.24
114	5570	156

802.11be (EHT20) 26-tone RU 1S1T

Channel	Frequency (MHz)	Occupied Bandwidth (MHz)
36	5180	18.24
64	5320	18.12
100	5500	18.18
140	5700	18.3
144 (U-NII-2C)	5720	13.46
144 (U-NII-3)	5720	4.72
149	5745	18.18
165	5825	18.42

802.11be (EHT20) 52-tone RU 1S1T

Channel	Frequency (MHz)	Occupied Bandwidth (MHz)
36	5180	18.12
64	5320	18.18
100	5500	18.12
140	5700	18.12
144 (U-NII-2C)	5720	13.46
144 (U-NII-3)	5720	4.6
149	5745	18.3
165	5825	18.3

802.11be (EHT20) 106-tone RU 1S1T

Channel	Frequency (MHz)	Occupied Bandwidth (MHz)
36	5180	18
64	5320	18.06
100	5500	18.12
140	5700	18.12
144 (U-NII-2C)	5720	13.52
144 (U-NII-3)	5720	4.6
149	5745	18.24
165	5825	18.12

802.11be (EHT20) 52+26-tone MRU 1S1T

Channel	Frequency (MHz)	Occupied Bandwidth (MHz)
36	5180	16.92
64	5320	16.98
100	5500	17.22
140	5700	16.68
144 (U-NII-2C)	5720	13.52
144 (U-NII-3)	5720	3.58
149	5745	16.74
165	5825	17.22

802.11be (EHT20) 106+26-tone MRU 1S1T

Channel	Frequency (MHz)	Occupied Bandwidth (MHz)
36	5180	17.76
64	5320	17.88
100	5500	17.76
140	5700	17.82
144 (U-NII-2C)	5720	13.4
144 (U-NII-3)	5720	4.48
149	5745	17.7
165	5825	17.94

802.11be (EHT80) 484+242-tone MRU 1S1T

Channel	Frequency (MHz)	Occupied Bandwidth (MHz)
42	5210	77.28
58	5290	77.28
106	5530	77.04
138 (U-NII-2C)	5690	73.64
138 (U-NII-3)	5690	3.88
155	5775	77.28

802.11be (EHT160) 996+484-tone MRU 1S1T

Channel	Frequency (MHz)	Occupied Bandwidth (MHz)
50 (U-NII-1)	5250	77.76
50 (U-NII-2A)	5250	38.88
114	5570	117.12

802.11be (EHT160) 996+484+242-tone MRU 1S1T

Channel	Frequency (MHz)	Occupied Bandwidth (MHz)
50 (U-NII-1)	5250	77.76
50 (U-NII-2A)	5250	59.52
114	5570	136.8

Spectrum Plot of Maximum Value

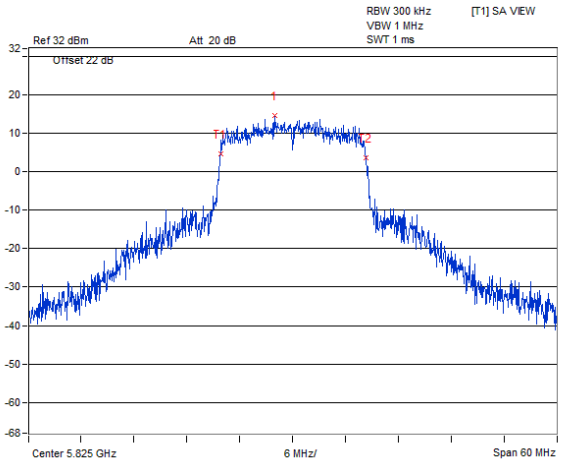

802.11a 1TX : CH 165

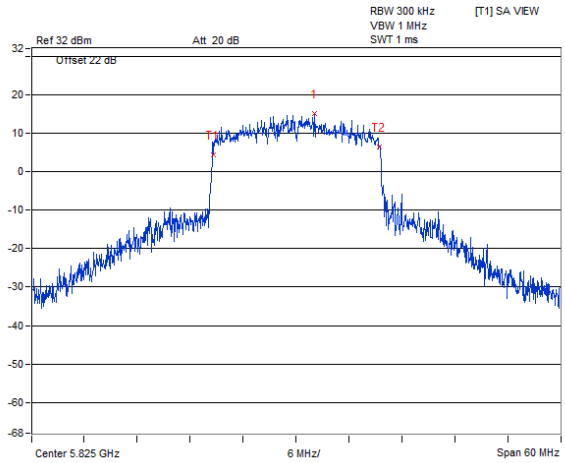

802.11be (EHT20) 1S1T : CH 165

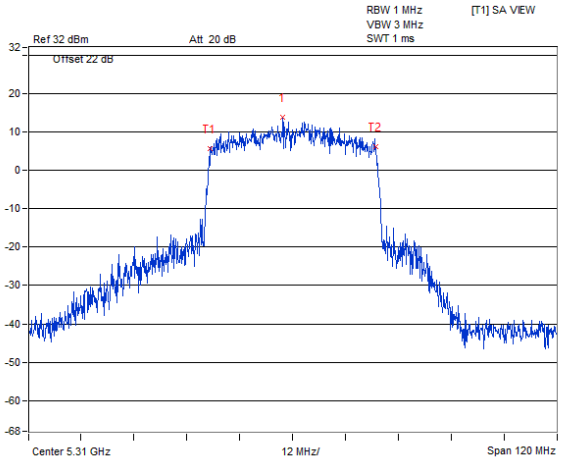

802.11be (EHT40) 1S1T : CH 62

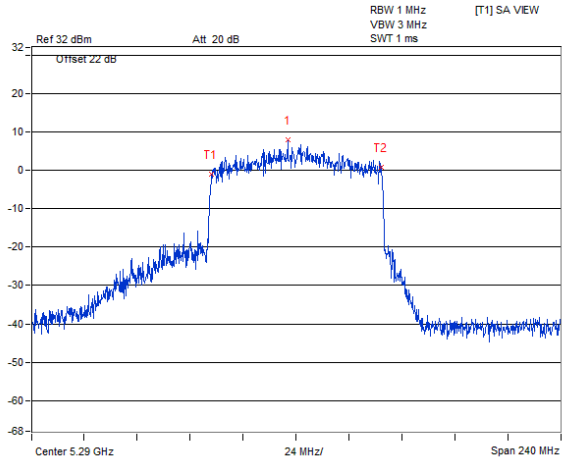

802.11be (EHT80) 1S1T : CH 58

Spectrum Plot of Maximum Value

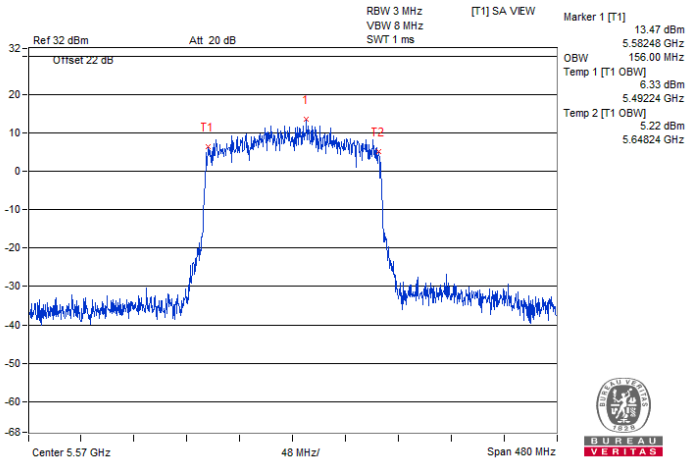

802.11be (EHT160) 1S1T : CH 114

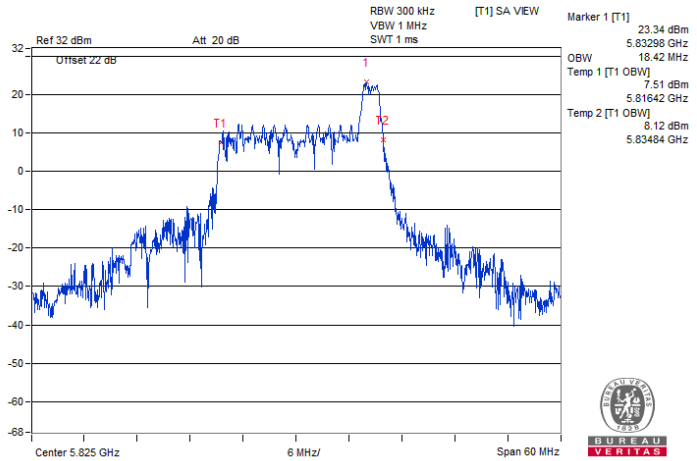

802.11be (EHT20) 26-tone RU 1S1T : CH 165

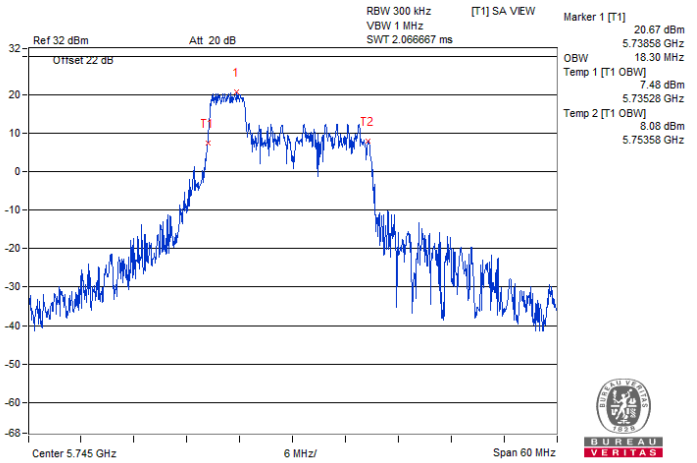

802.11be (EHT20) 52-tone RU 1S1T : CH 149

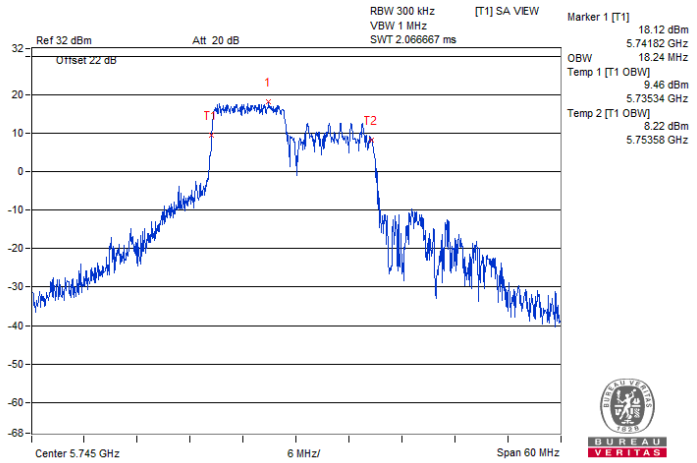

802.11be (EHT20) 106-tone RU 1S1T : CH 149

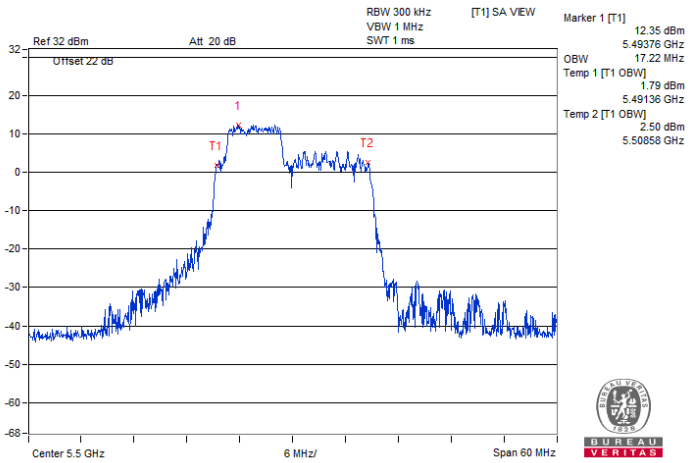

802.11be (EHT20) 52+26-tone MRU 1S1T : CH 100

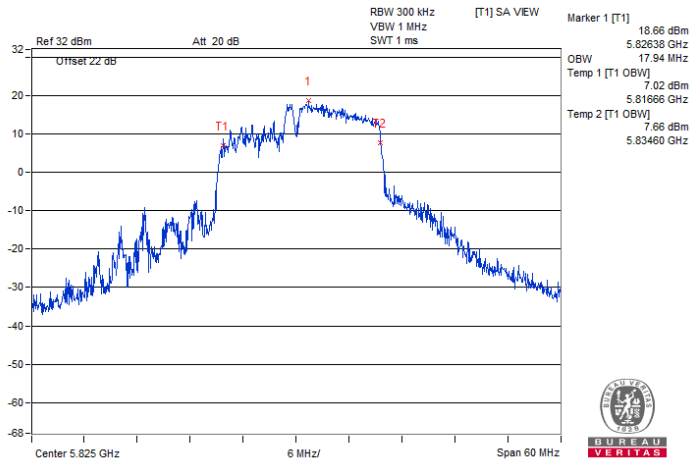

802.11be (EHT20) 106+26-tone MRU 1S1T : CH 165

Spectrum Plot of Maximum Value

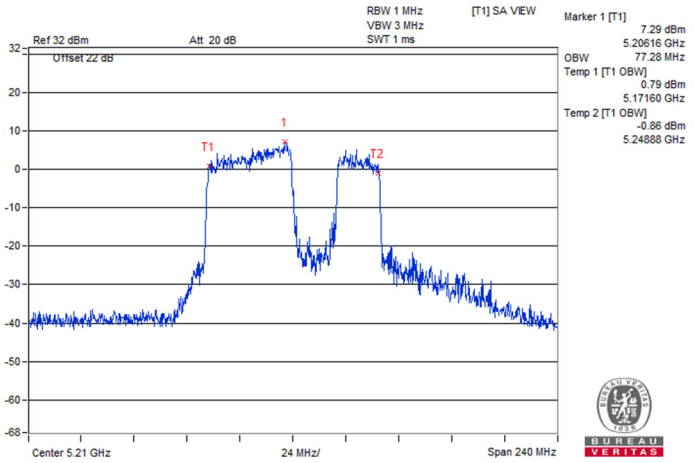

802.11be (EHT80) 484+242-tone MRU 1S1T : CH 42

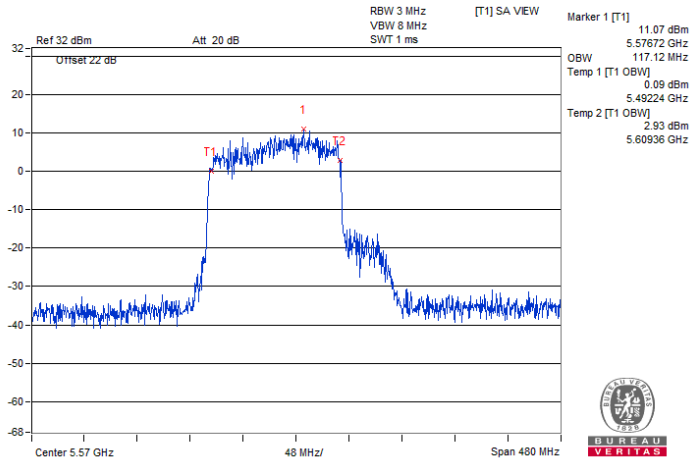

802.11be (EHT160) 996+484-tone MRU 1S1T : CH 114

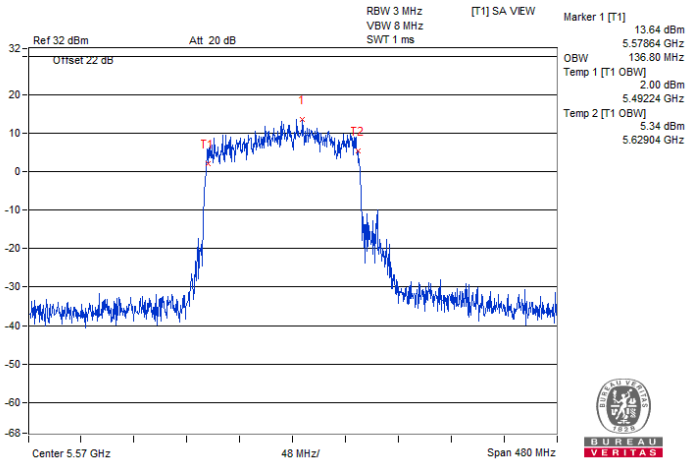

802.11be (EHT160) 996+484+242-tone MRU 1S1T : CH 114

Spectrum Plot for nearby DFS band
(DFS is required, if 99% OCP straddle into U-NII-2A)

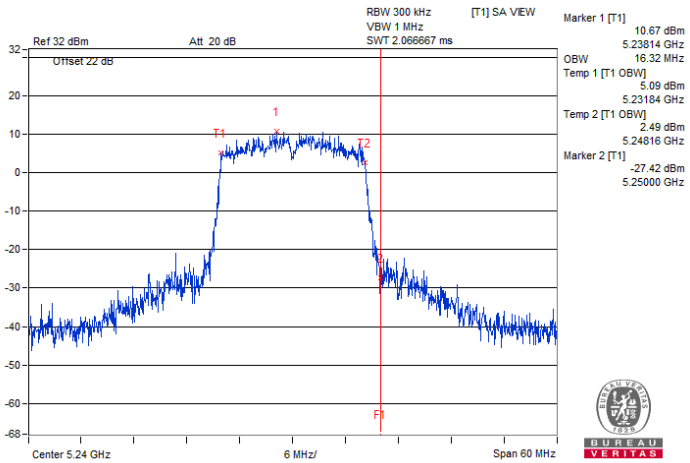

802.11a 1TX : CH 48

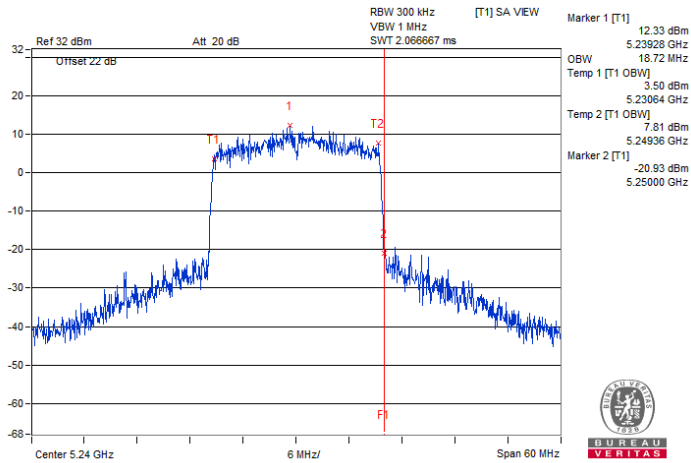

802.11be (EHT20) 1S1T : CH 48

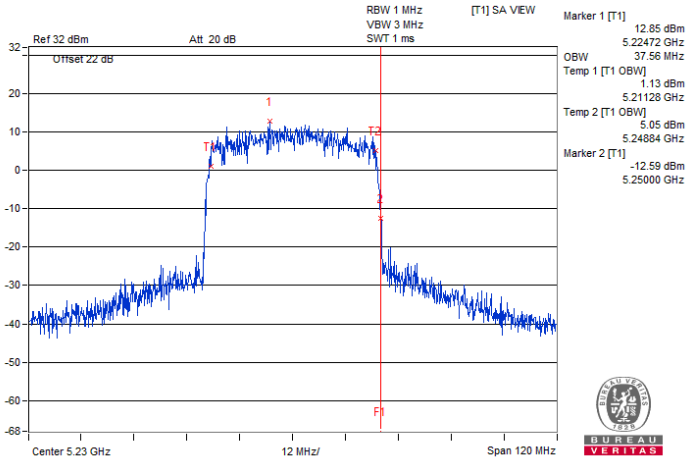

802.11be (EHT40) 1S1T : CH 46

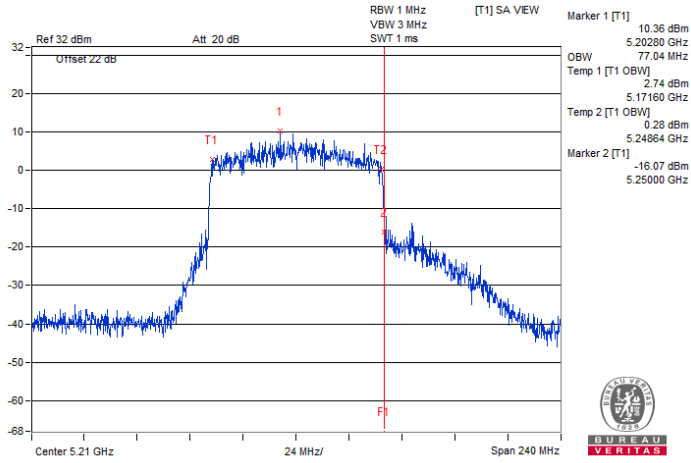

802.11be (EHT80) 1S1T : CH 42

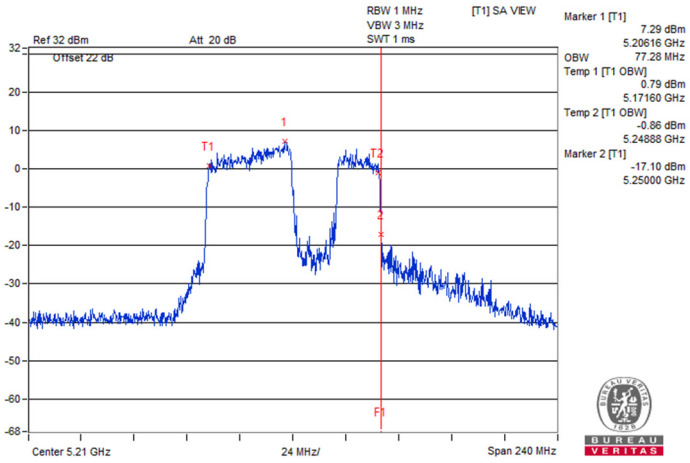

802.11be (EHT80) 484+242-tone MRU 1S1T : CH 42

Spectrum Plot for nearby DFS band
(DFS is required, if 99% OCP straddle into U-NII-2C)

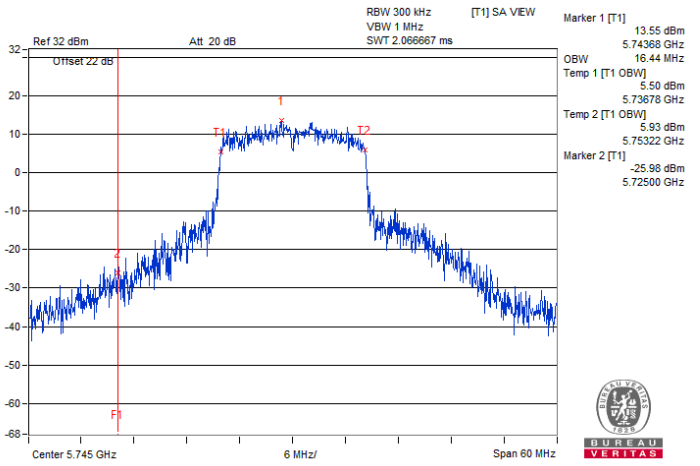

802.11a 1TX : CH 149

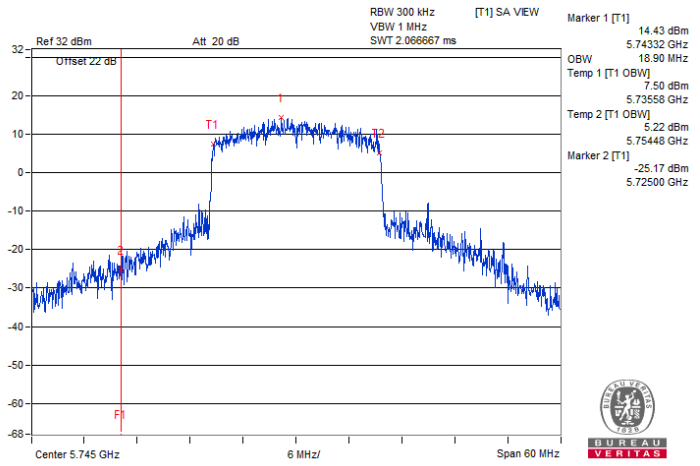

802.11be (EHT20) 1S1T : CH 149

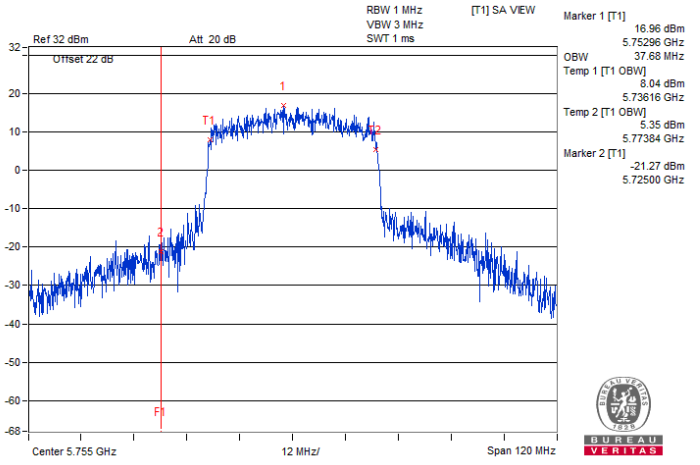

802.11be (EHT40) 1S1T : CH 151

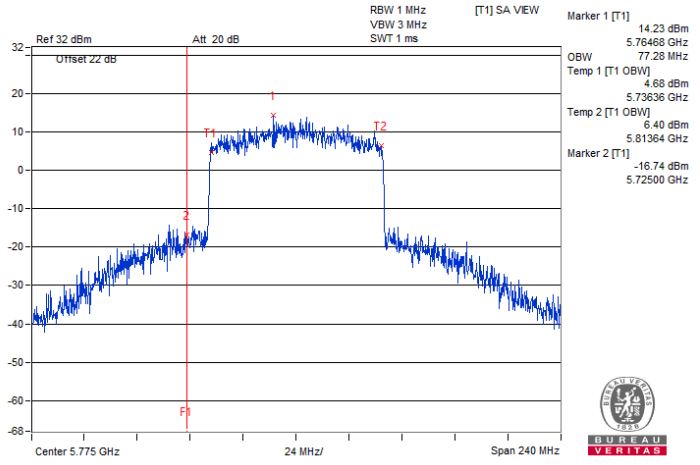

802.11be (EHT80) 1S1T : CH 155

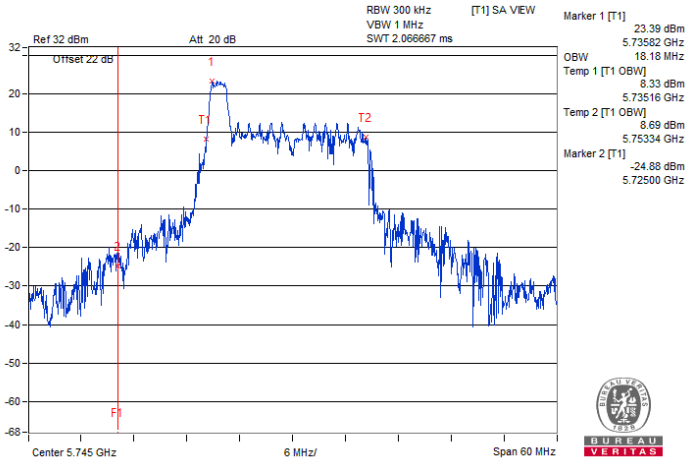

802.11be (EHT20) 26-tone RU 1S1T : CH 149

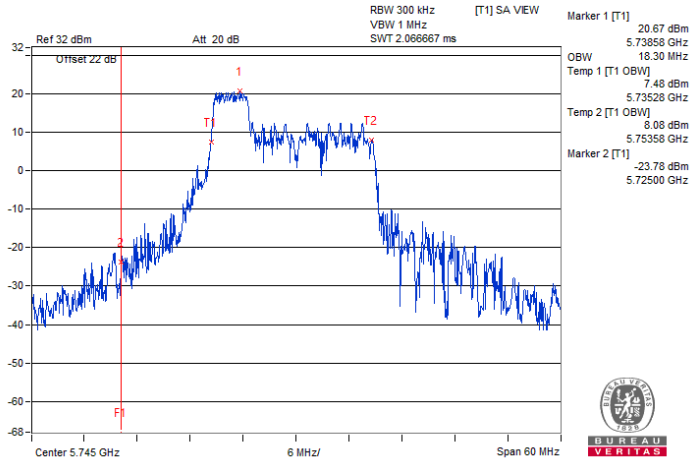

802.11be (EHT20) 52-tone RU 1S1T : CH 149

Spectrum Plot for nearby DFS band

(DFS is required, if 99% OCP straddle into U-NII-2C)

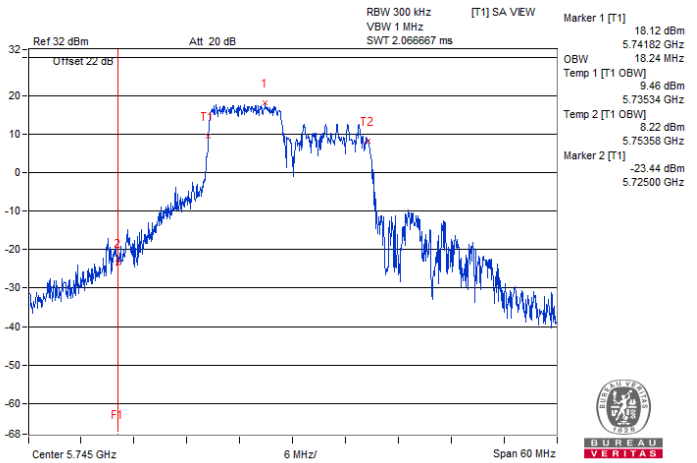

802.11be (EHT20) 106-tone RU 1S1T : CH 149

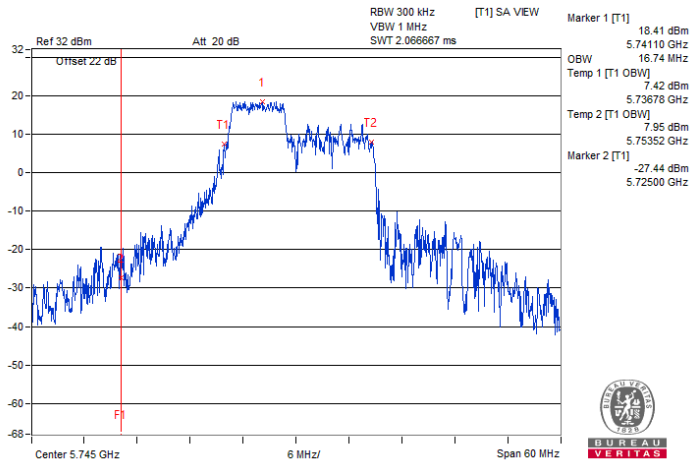

802.11be (EHT20) 52+26-tone MRU 1S1T : CH 149

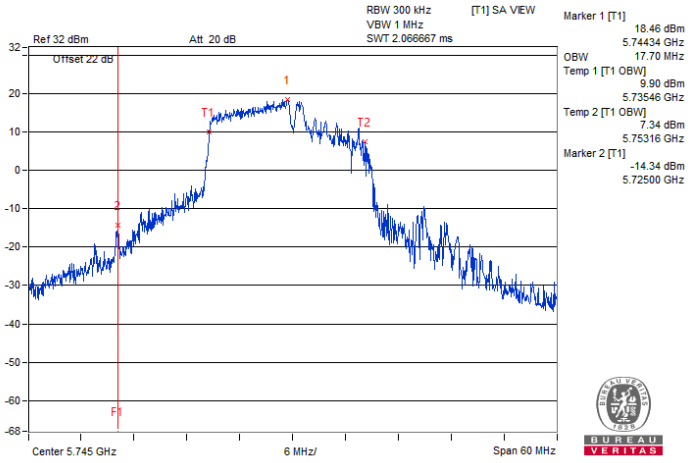

802.11be (EHT20) 106+26-tone MRU 1S1T : CH 149

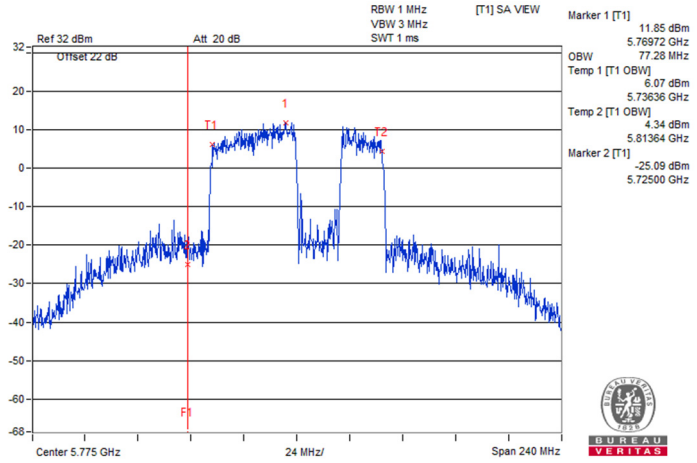

802.11be (EHT80) 484+242-tone MRU 1S1T : CH 155

Input Power:	3.3 Vdc	Environmental Conditions:	20°C, 60% RH	Tested By:	Henry Hsu

802.11a 2TX

Channel	Frequency (MHz)	Occupied Bandwidth (MHz)	
		Chain 0	Chain 1
36	5180	16.38	16.32
40	5200	16.38	16.32
48	5240	16.32	16.32
52	5260	16.32	16.32
60	5300	16.44	16.44
64	5320	16.38	16.32
100	5500	16.38	16.44
116	5580	16.32	16.32
140	5700	16.32	16.38
144 (U-NII-2C)	5720	13.10	13.16
144 (U-NII-3)	5720	3.10	3.16
149	5745	16.44	16.50
157	5785	16.50	16.44
165	5825	16.56	16.56

802.11be (EHT20) 2S2T

Channel	Frequency (MHz)	Occupied Bandwidth (MHz)	
		Chain 0	Chain 1
36	5180	18.84	18.84
40	5200	18.78	18.84
48	5240	18.78	18.78
52	5260	18.72	18.78
60	5300	18.78	18.84
64	5320	18.84	18.78
100	5500	18.78	18.84
116	5580	18.78	18.78
140	5700	18.84	18.84
144 (U-NII-2C)	5720	14.42	14.42
144 (U-NII-3)	5720	4.42	4.36
149	5745	18.90	18.84
157	5785	18.90	18.84
165	5825	18.96	18.96

802.11be (EHT40) 2S2T

Channel	Frequency (MHz)	Occupied Bandwidth (MHz)	
		Chain 0	Chain 1
38	5190	37.80	37.68
46	5230	37.68	37.80
54	5270	37.56	37.68
62	5310	37.68	37.68
102	5510	37.68	37.80
110	5550	37.56	37.68
134	5670	37.68	37.80
142 (U-NII-2C)	5710	33.84	33.72
142 (U-NII-3)	5710	3.84	3.96
151	5755	37.80	37.80
159	5795	37.80	37.68

802.11be (EHT80) 2S2T

Channel	Frequency (MHz)	Occupied Bandwidth (MHz)	
		Chain 0	Chain 1
42	5210	77.28	77.04
58	5290	76.80	77.04
106	5530	77.04	76.80
122	5610	76.80	77.04
138 (U-NII-2C)	5690	73.64	73.40
138 (U-NII-3)	5690	3.64	3.64
155	5775	76.80	76.56

802.11be (EHT160) 2S2T

Channel	Frequency (MHz)	Occupied Bandwidth (MHz)	
		Chain 0	Chain 1
50 (U-NII-1)	5250	77.76	77.76
50 (U-NII-2A)	5250	78.24	77.76
114	5570	156.00	155.52

802.11be (EHT20) 26-tone RU 2S2T

Channel	Frequency (MHz)	Occupied Bandwidth (MHz)	
		Chain 0	Chain 1
36	5180	18.18	18.18
64	5320	18.24	18.18
100	5500	18.12	18.24
140	5700	18.30	18.24
144 (U-NII-2C)	5720	13.58	13.58
144 (U-NII-3)	5720	4.66	4.72
149	5745	18.30	18.24
165	5825	18.30	18.24

802.11be (EHT20) 52-tone RU 2S2T

Channel	Frequency (MHz)	Occupied Bandwidth (MHz)	
		Chain 0	Chain 1
36	5180	18.18	18.06
64	5320	18.06	18.18
100	5500	18.12	18.06
140	5700	18.18	17.94
144 (U-NII-2C)	5720	13.52	13.52
144 (U-NII-3)	5720	4.60	4.60
149	5745	18.30	18.18
165	5825	18.30	18.18

802.11be (EHT20) 106-tone RU 2S2T

Channel	Frequency (MHz)	Occupied Bandwidth (MHz)	
		Chain 0	Chain 1
36	5180	18.18	18.00
64	5320	18.18	18.12
100	5500	18.18	18.06
140	5700	18.24	18.12
144 (U-NII-2C)	5720	13.58	13.34
144 (U-NII-3)	5720	4.54	4.54
149	5745	18.18	18.18
165	5825	18.24	18.12

802.11be (EHT20) 52+26-tone MRU 2S2T

Channel	Frequency (MHz)	Occupied Bandwidth (MHz)	
		Chain 0	Chain 1
36	5180	16.92	17.10
64	5320	17.16	17.16
100	5500	17.10	17.04
140	5700	17.04	17.04
144 (U-NII-2C)	5720	13.58	13.58
144 (U-NII-3)	5720	3.58	3.52
149	5745	17.04	17.28
165	5825	17.28	17.22

802.11be (EHT20) 106+26-tone MRU 2S2T

Channel	Frequency (MHz)	Occupied Bandwidth (MHz)	
		Chain 0	Chain 1
36	5180	17.82	17.70
64	5320	17.40	17.70
100	5500	17.88	17.76
140	5700	17.82	17.70
144 (U-NII-2C)	5720	13.28	13.40
144 (U-NII-3)	5720	4.48	4.48
149	5745	17.82	18.00
165	5825	17.94	17.94

802.11be (EHT80) 484+242-tone MRU 2S2T

Channel	Frequency (MHz)	Occupied Bandwidth (MHz)	
		Chain 0	Chain 1
42	5210	77.28	77.28
58	5290	77.28	77.52
106	5530	77.04	77.28
138 (U-NII-2C)	5690	73.40	73.64
138 (U-NII-3)	5690	3.88	3.64
155	5775	77.28	77.52

802.11be (EHT160) 996+484-tone MRU 2S2T

Channel	Frequency (MHz)	Occupied Bandwidth (MHz)	
		Chain 0	Chain 1
50 (U-NII-1)	5250	77.76	78.24
50 (U-NII-2A)	5250	39.36	39.36
114	5570	117.12	117.12

802.11be (EHT160) 996+484+242-tone MRU 2S2T

Channel	Frequency (MHz)	Occupied Bandwidth (MHz)	
		Chain 0	Chain 1
50 (U-NII-1)	5250	77.76	78.24
50 (U-NII-2A)	5250	59.52	59.52
114	5570	136.80	137.28

Spectrum Plot of Maximum Value

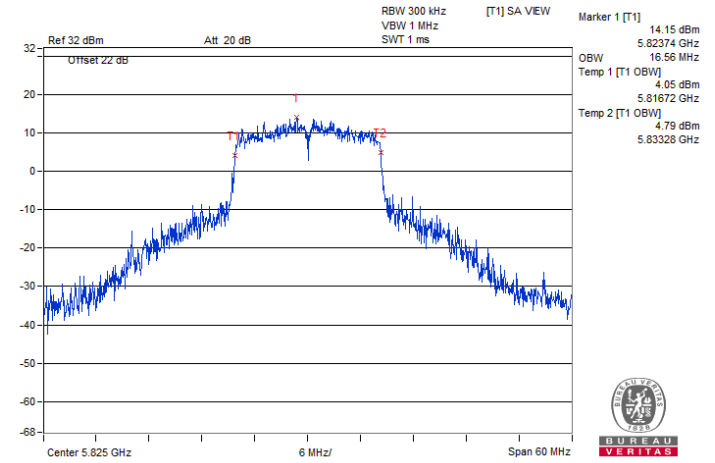

802.11a 2TX / Chain 0 : CH 165

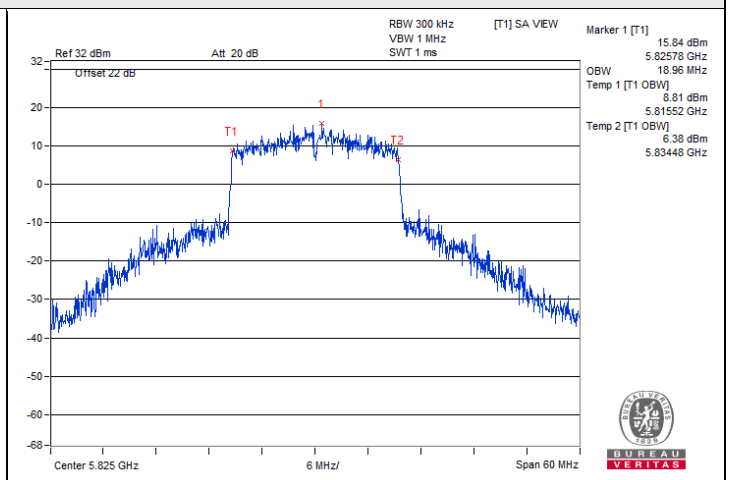

802.11be (EHT20) 2S2T / Chain 0 : CH 165

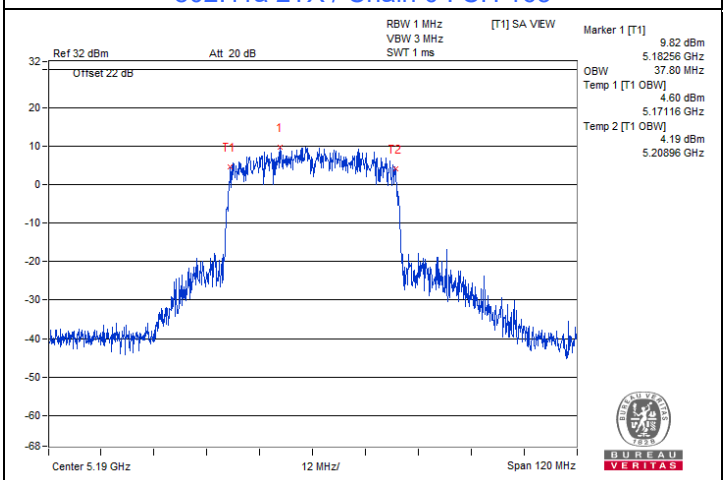

802.11be (EHT40) 2S2T / Chain 0 : CH 38

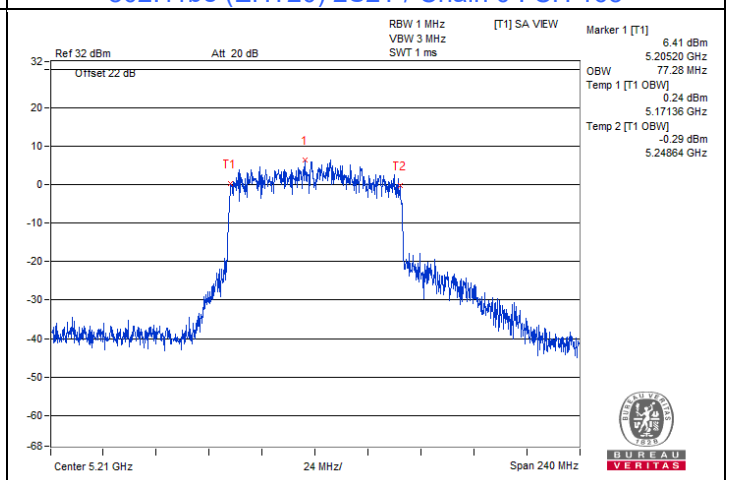

802.11be (EHT80) 2S2T / Chain 0 : CH 42

Spectrum Plot of Maximum Value

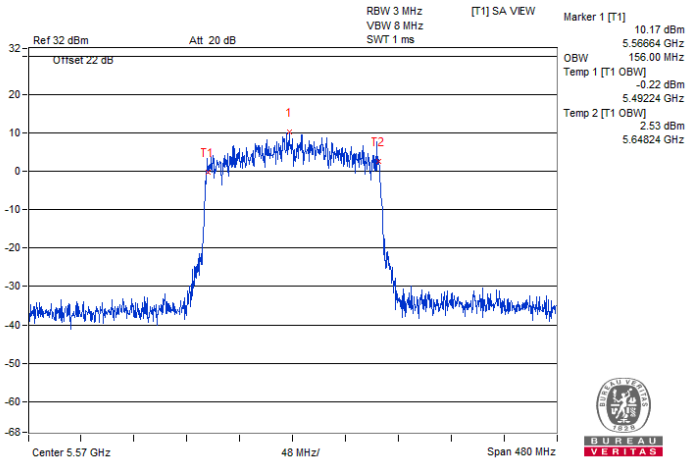

802.11be (EHT160) 2S2T / Chain 0 : CH 114

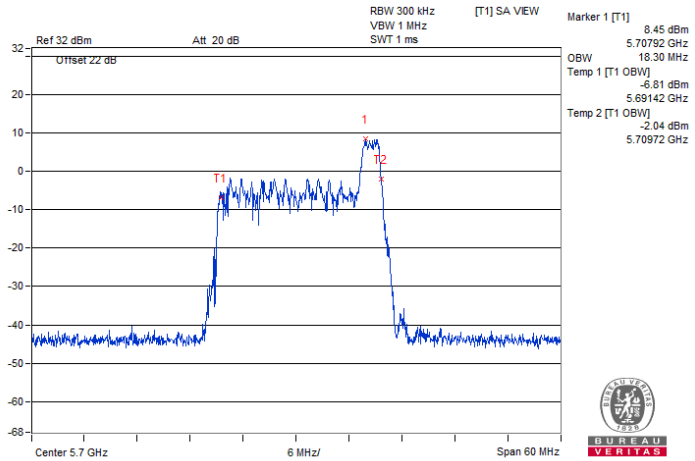

802.11be (EHT20) 26-tone RU 2S2T / Chain 0 : CH 140

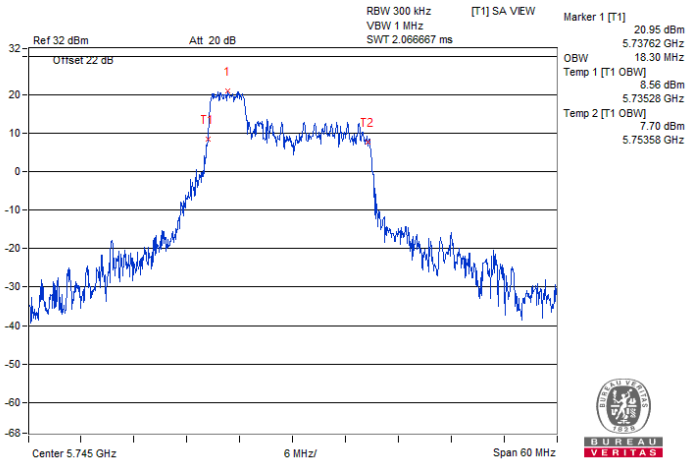

802.11be (EHT20) 52-tone RU 2S2T / Chain 0 : CH 149

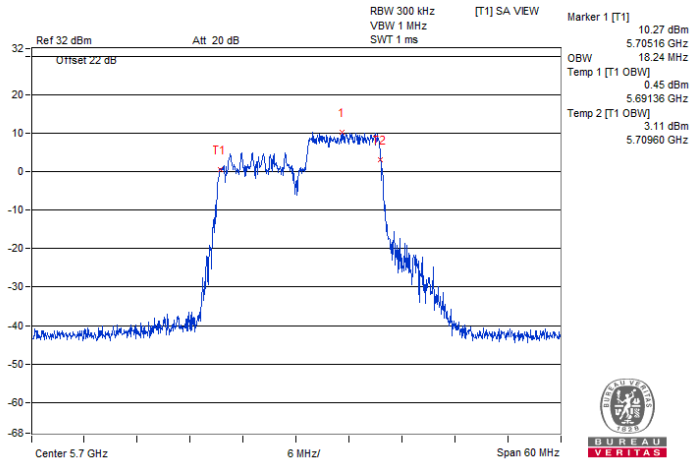

802.11be (EHT20) 106-tone RU 2S2T / Chain 0 : CH 140

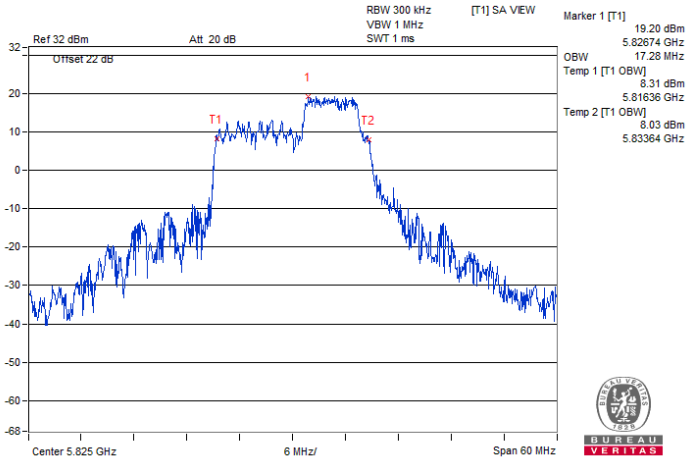

802.11be (EHT20) 52+26-tone MRU 2S2T / Chain 0 : CH 165

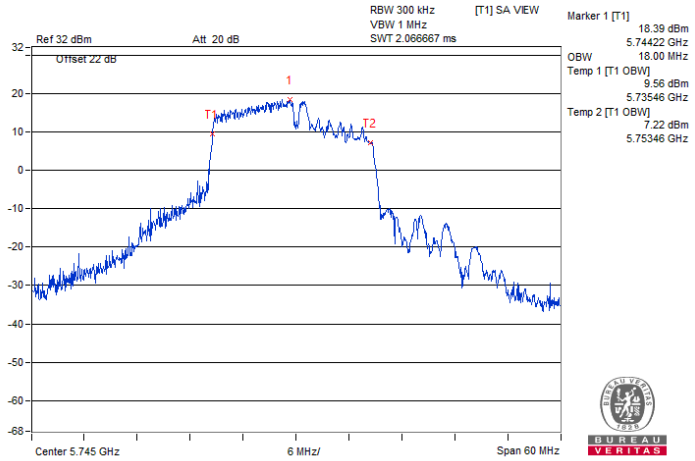

802.11be (EHT20) 106+26-tone MRU 2S2T / Chain 1 : CH 149

Spectrum Plot of Maximum Value

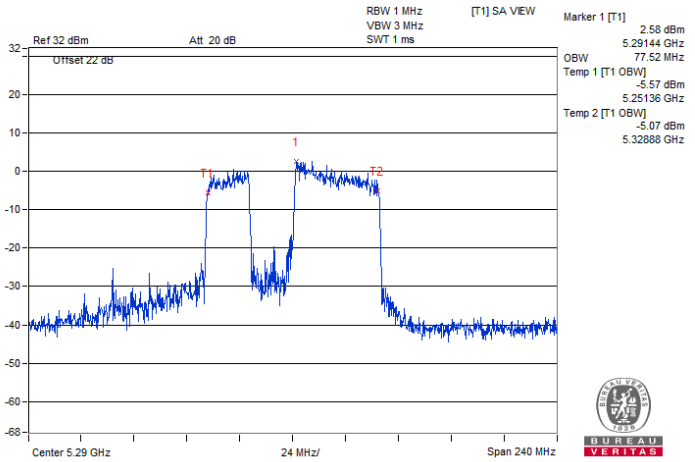

802.11be (EHT80) 484+242-tone MRU 2S2T / Chain 1 : CH 58

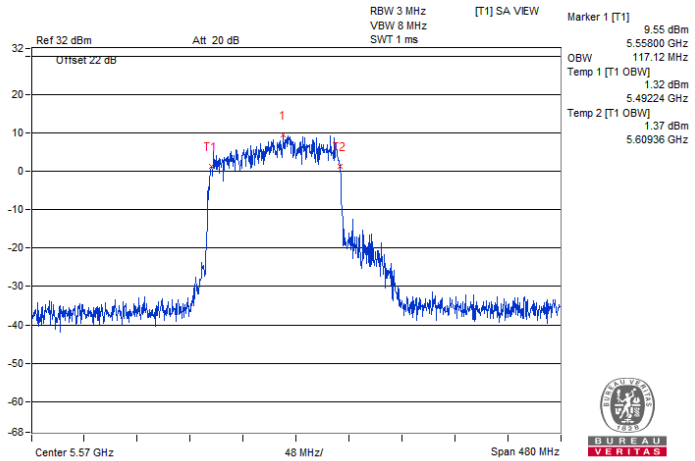

802.11be (EHT160) 996+484-tone MRU 2S2T / Chain 0 : CH 114

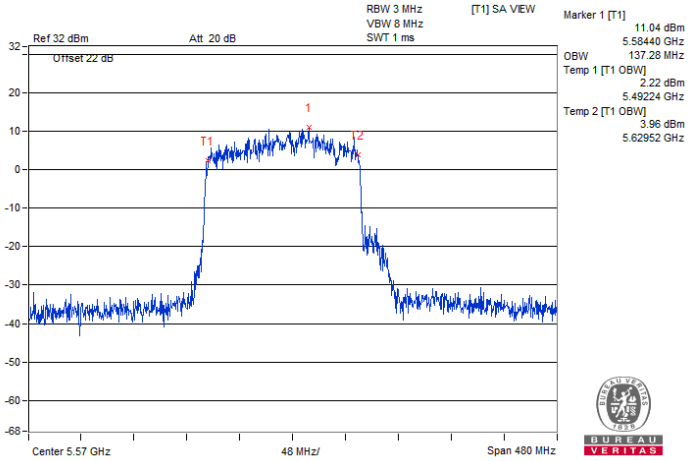

802.11be (EHT160) 996+484+242-tone MRU 2S2T / Chain 1 : CH 114

Spectrum Plot for nearby DFS band
(DFS is required, if 99% OCP straddle into U-NII-2A)

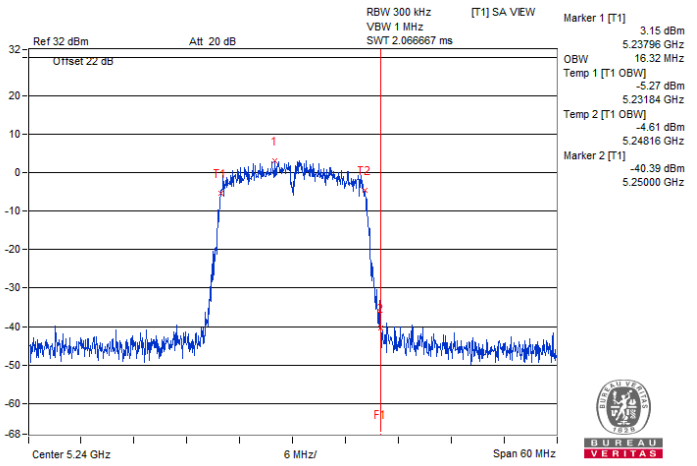

802.11a 2TX / Chain 0 : CH 48

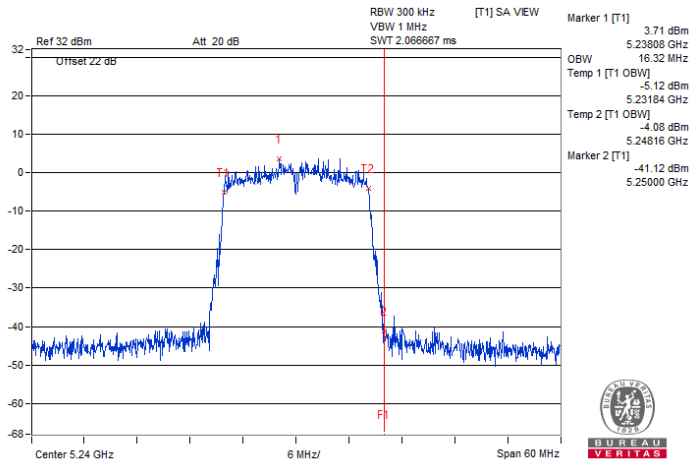

802.11a 2TX / Chain 1 : CH 48

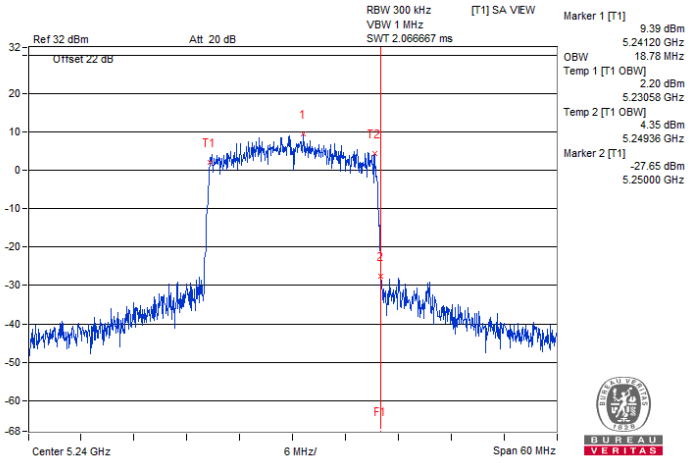

802.11be (EHT20) 2S2T / Chain 0 : CH 48

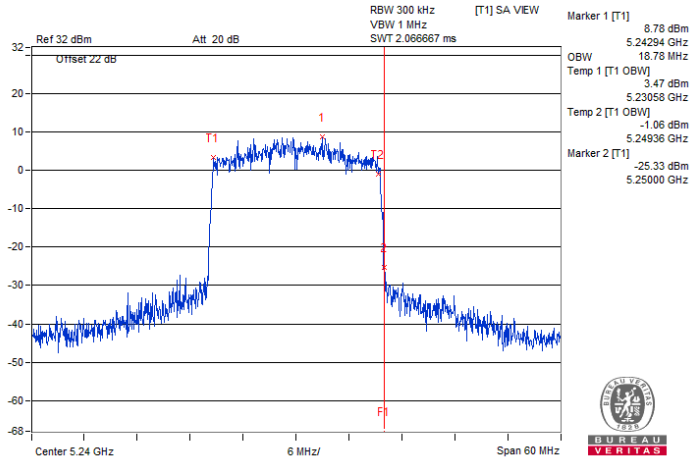

802.11be (EHT20) 2S2T / Chain 1 : CH 48

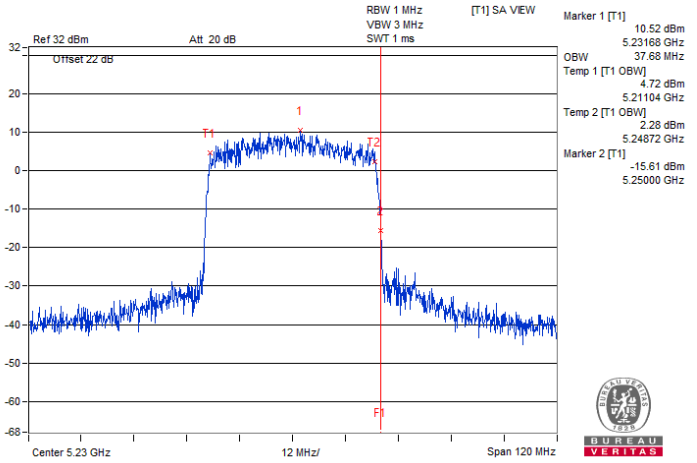

802.11be (EHT40) 2S2T / Chain 0 : CH 46

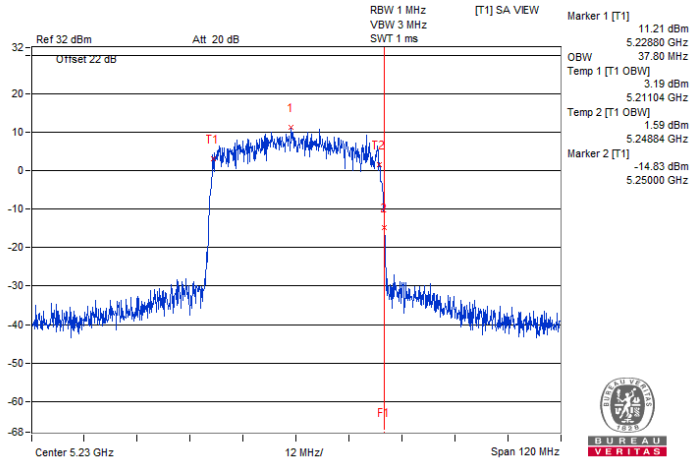

802.11be (EHT40) 2S2T / Chain 1 : CH 46

Spectrum Plot for nearby DFS band
(DFS is required, if 99% OCP straddle into U-NII-2A)

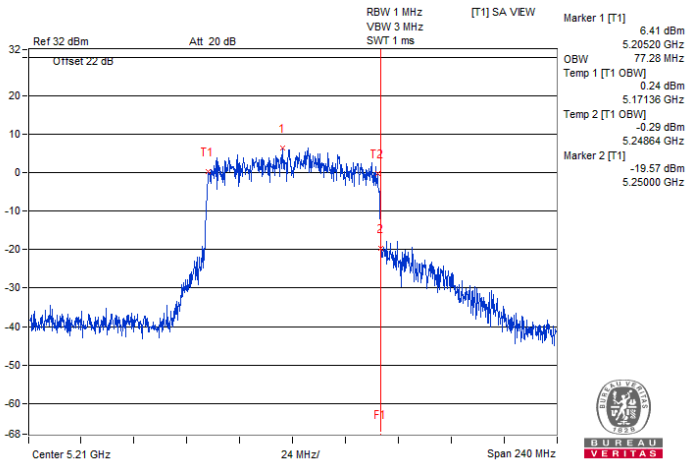

802.11be (EHT80) 2S2T / Chain 0 : CH 42

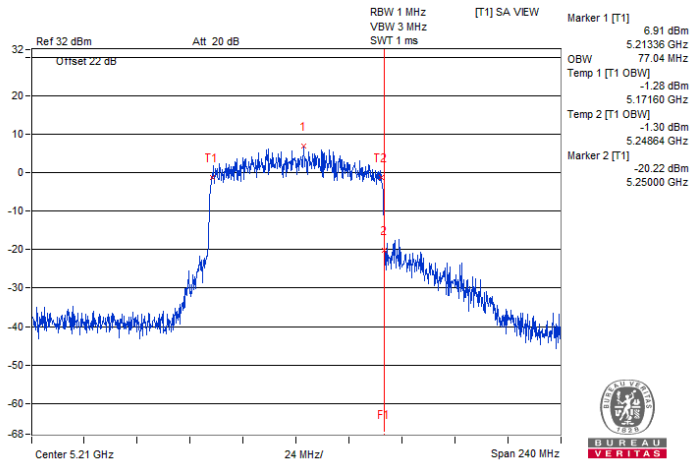

802.11be (EHT80) 2S2T / Chain 1 : CH 42

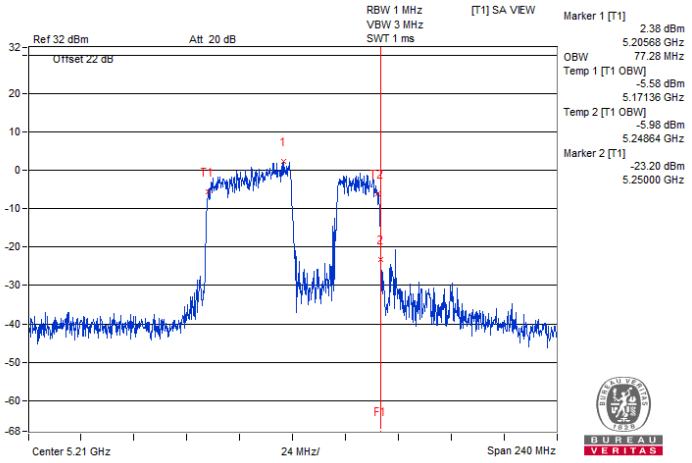

802.11be (EHT80) 484+242-tone MRU 2S2T / Chain 0 : CH 42

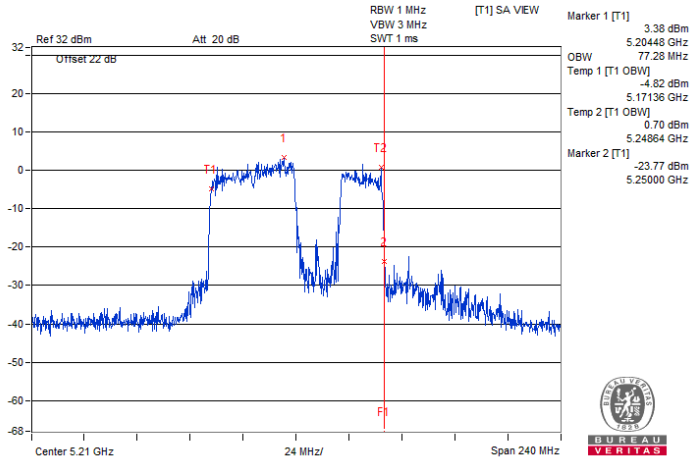

802.11be (EHT80) 484+242-tone MRU 2S2T / Chain 1 : CH 42

Spectrum Plot for nearby DFS band
(DFS is required, if 99% OCP straddle into U-NII-2C)

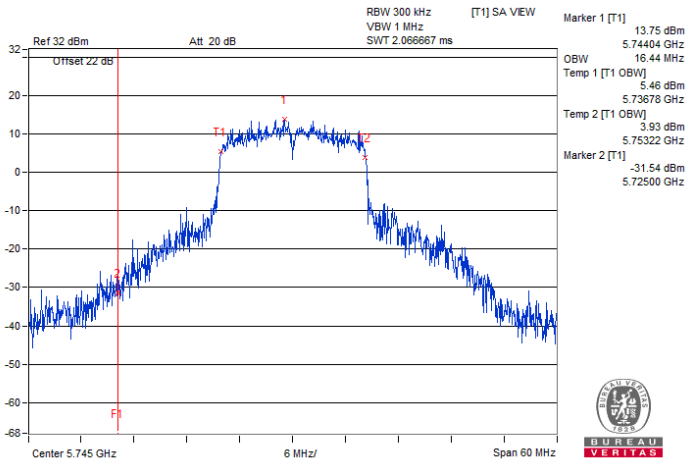

802.11a 2TX / Chain 0 : CH 149

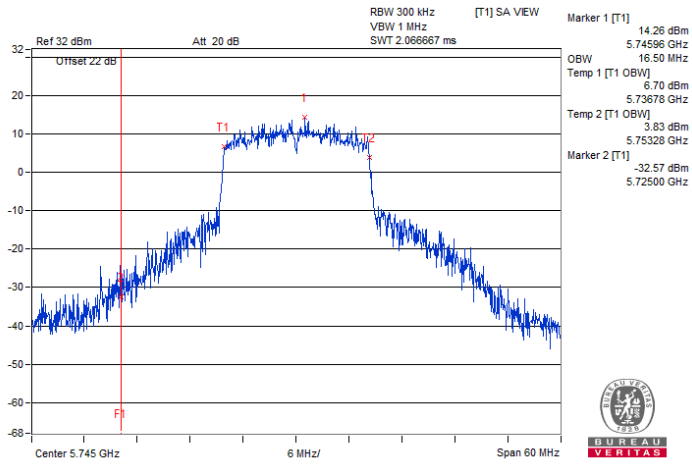

802.11a 2TX / Chain 1 : CH 149

Spectrum Plot for nearby DFS band

(DFS is required, if 99% OCP straddle into U-NII-2C)

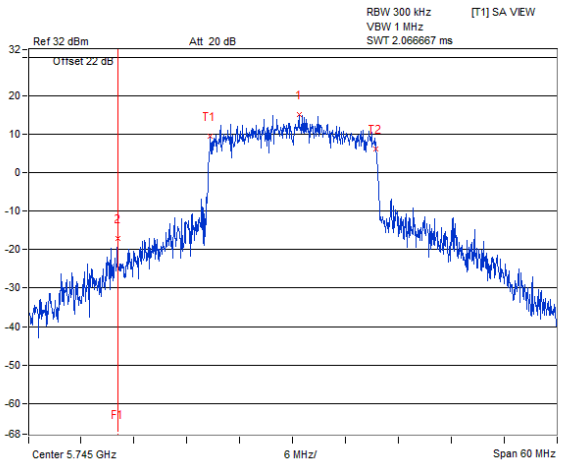

802.11be (EHT20) 2S2T / Chain 0 : CH 149

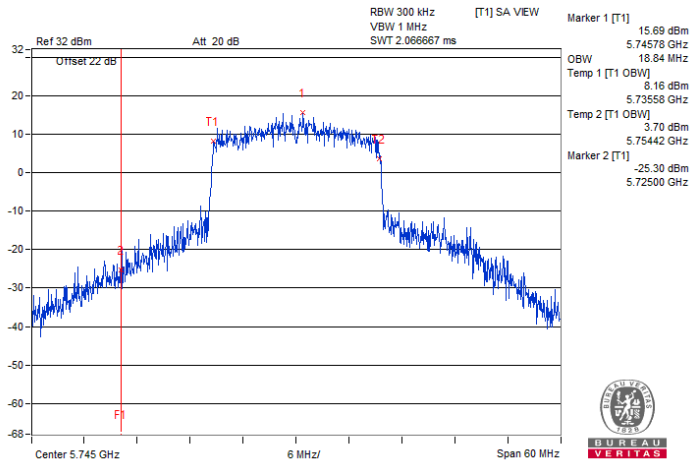

802.11be (EHT20) 2S2T / Chain 1 : CH 149

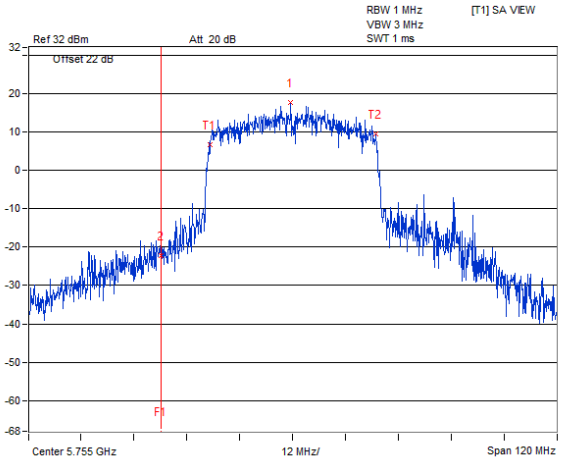

802.11be (EHT40) 2S2T / Chain 0 : CH 151

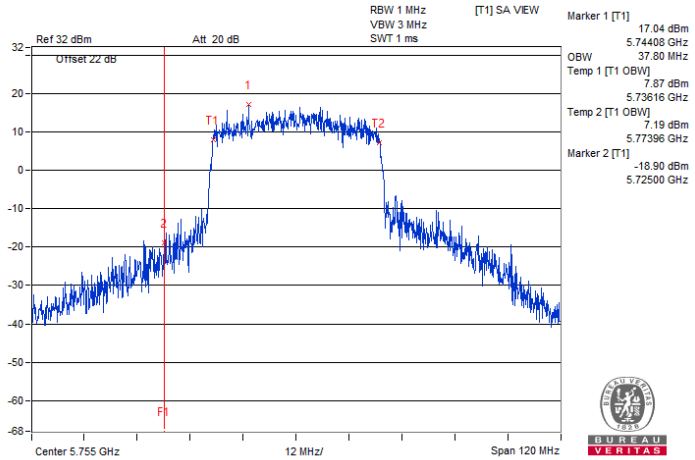

802.11be (EHT40) 2S2T / Chain 1 : CH 151

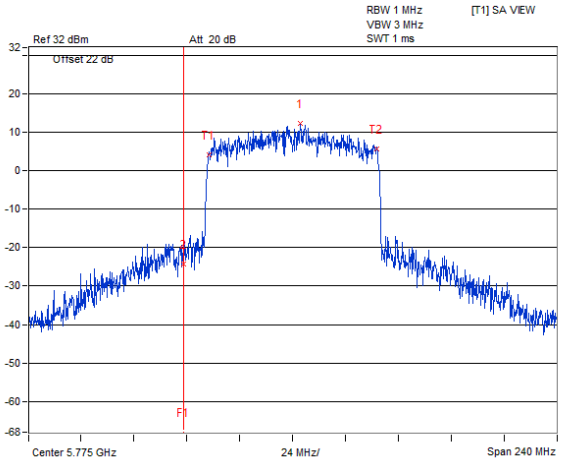

802.11be (EHT80) 2S2T / Chain 0 : CH 155

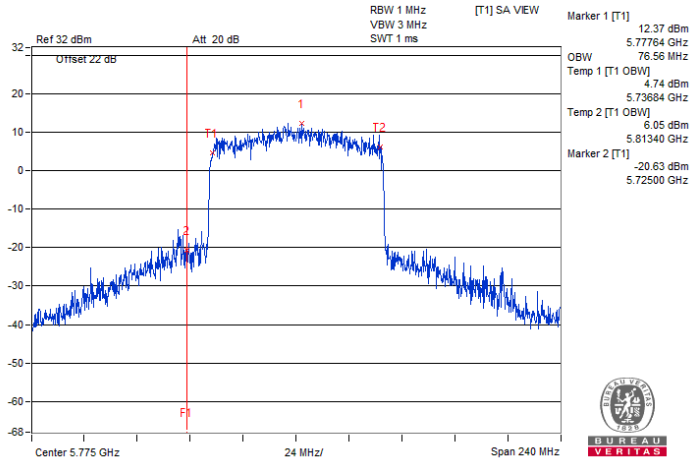

802.11be (EHT80) 2S2T / Chain 1 : CH 155

Spectrum Plot for nearby DFS band

(DFS is required, if 99% OCP straddle into U-NII-2C)

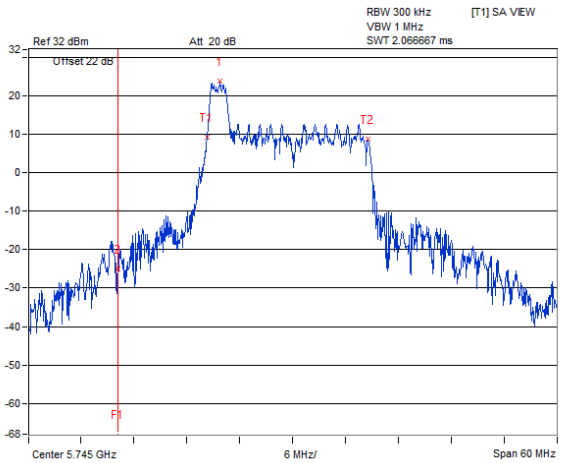

802.11be (EHT20) 26-tone RU 2S2T / Chain 0 : CH 149

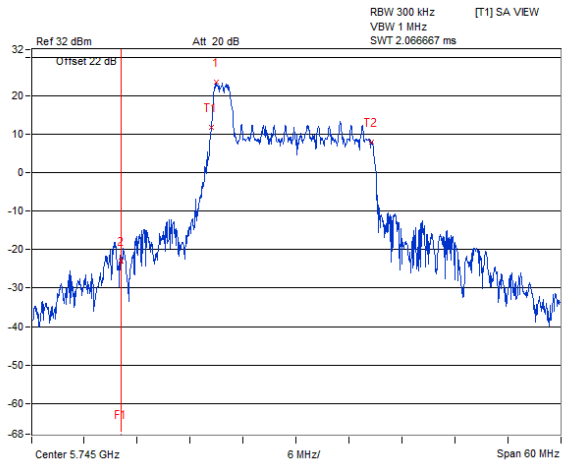

802.11be (EHT20) 26-tone RU 2S2T / Chain 1 : CH 149

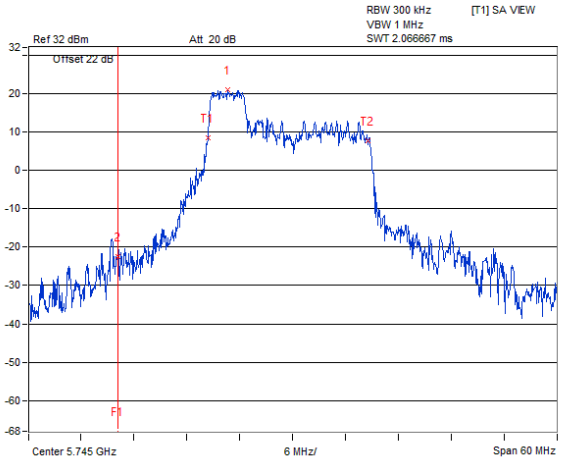

802.11be (EHT20) 52-tone RU 2S2T / Chain 0 : CH 149

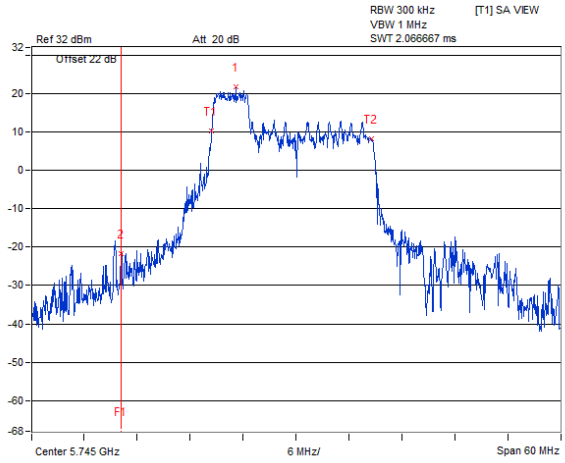

802.11be (EHT20) 52-tone RU 2S2T / Chain 1 : CH 149

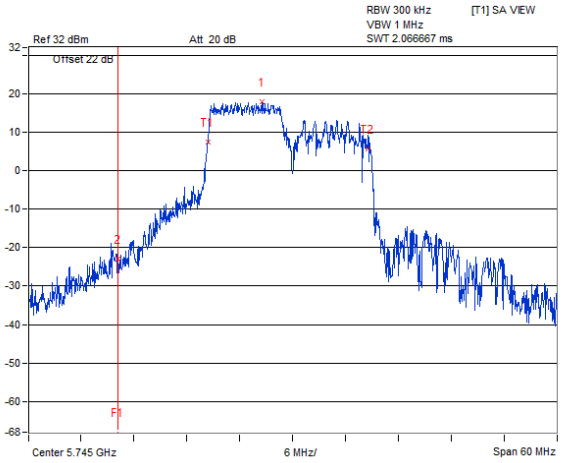

802.11be (EHT20) 106-tone RU 2S2T / Chain 0 : CH 149

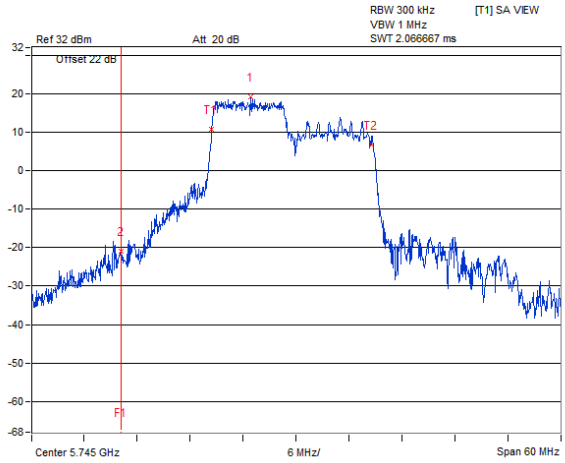

802.11be (EHT20) 106-tone RU 2S2T / Chain 1 : CH 149

Spectrum Plot for nearby DFS band
(DFS is required, if 99% OCP straddle into U-NII-2C)

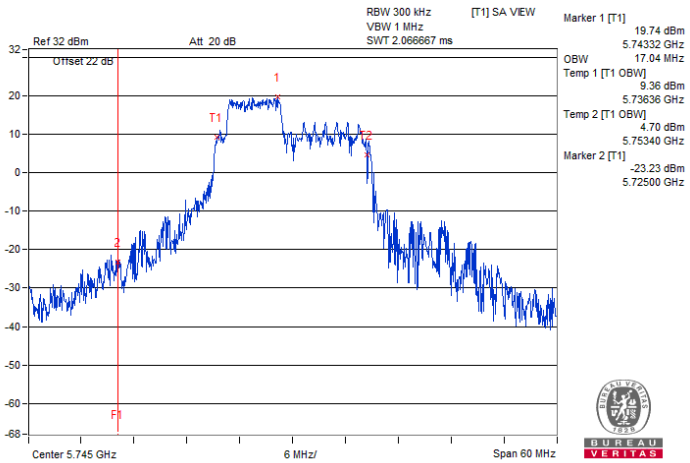

802.11be (EHT20) 52+26-tone MRU 2S2T / Chain 0 : CH 149

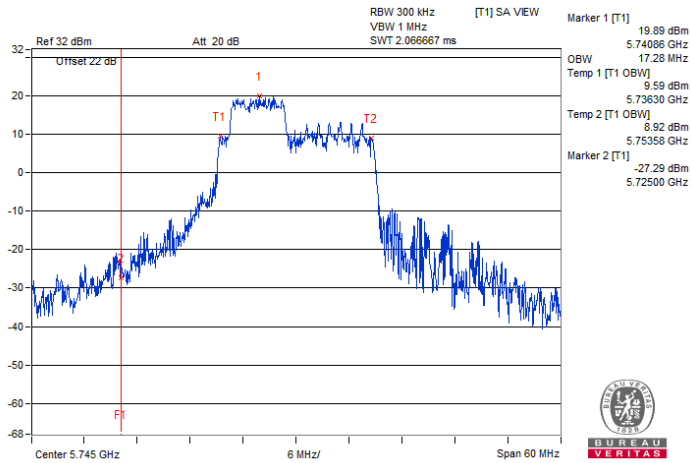

802.11be (EHT20) 52+26-tone MRU 2S2T / Chain 1 : CH 149

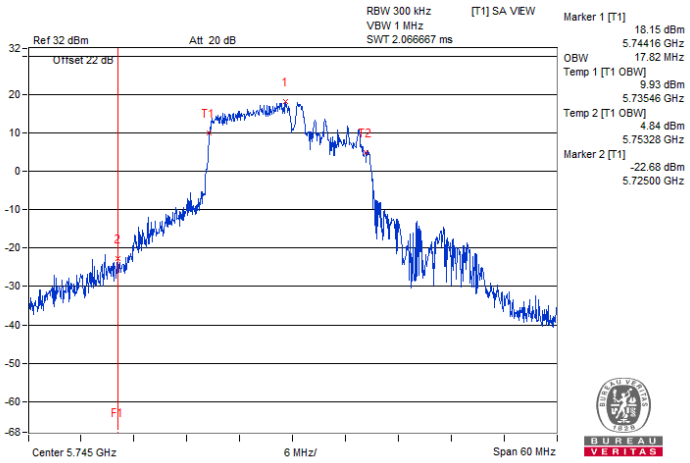

802.11be (EHT20) 106+26-tone MRU 2S2T / Chain 0 : CH 149

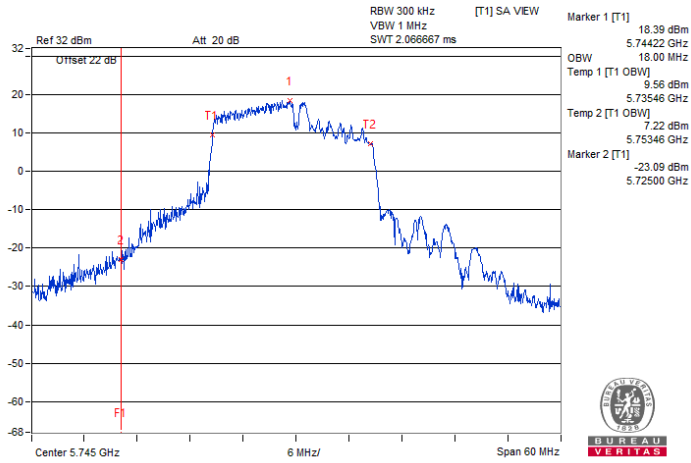

802.11be (EHT20) 106+26-tone MRU 2S2T / Chain 1 : CH 149

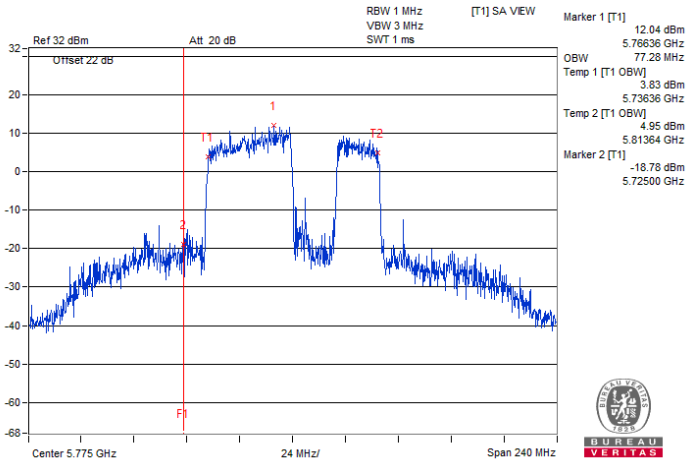

802.11be (EHT80) 484+242-tone MRU 2S2T / Chain 0 : CH 155

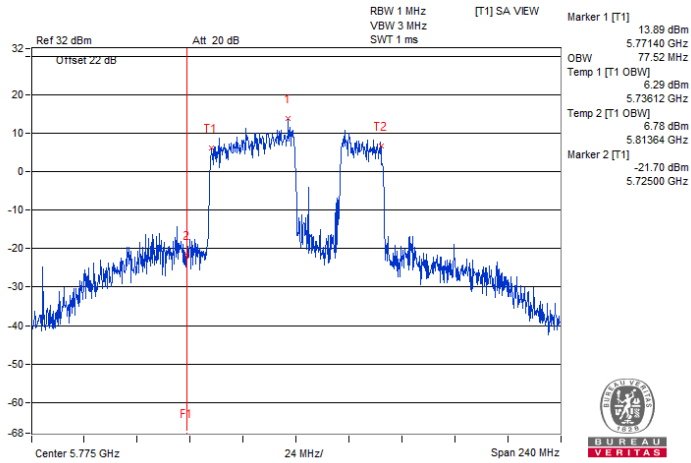

802.11be (EHT80) 484+242-tone MRU 2S2T / Chain 1 : CH 155

7.6 AC Power Conducted Emissions

1S1T

RF Mode	802.11be (EHT20)	**Channel**	CH 149：5745 MHz
Frequency Range	150 kHz ~ 30 MHz	**Detector Function & Resolution Bandwidth**	Quasi-Peak (QP) / Average (AV), 9 kHz
Input Power (System)	120 Vac, 60 Hz	**Environmental Conditions**	21 °C, 62 % RH
Tested By	Willy Lin		

Phase Of Power : Line (L)										
No	**Frequency (MHz)**	**Correction Factor (dB)**	**Reading Value (dBuV)**		**Emission Level (dBuV)**		**Limit (dBuV)**		**Margin (dB)**	
			Q.P.	**AV.**	**Q.P.**	**AV.**	**Q.P.**	**AV.**	**Q.P.**	**AV.**
1	**0.15000**	**10.01**	**47.33**	**32.82**	**57.34**	**42.83**	**66.00**	**56.00**	**-8.66**	**-13.17**
2	0.29453	10.02	29.72	16.24	39.74	26.26	60.40	50.40	-20.66	-24.14
3	0.48203	10.03	26.81	17.99	36.84	28.02	56.30	46.30	-19.46	-18.28
4	2.34766	10.11	18.45	11.38	28.56	21.49	56.00	46.00	-27.44	-24.51
5	7.67969	10.39	13.57	8.14	23.96	18.53	60.00	50.00	-36.04	-31.47
6	17.53516	10.92	20.76	18.40	31.68	29.32	60.00	50.00	-28.32	-20.68

Remarks:

1. Q.P. and AV. are abbreviations of quasi-peak and average individually.
2. The emission levels of other frequencies were very low against the limit.
3. Margin value = Emission level – Limit value
4. Correction factor = Insertion loss + Cable loss
5. Emission Level = Correction Factor + Reading Value

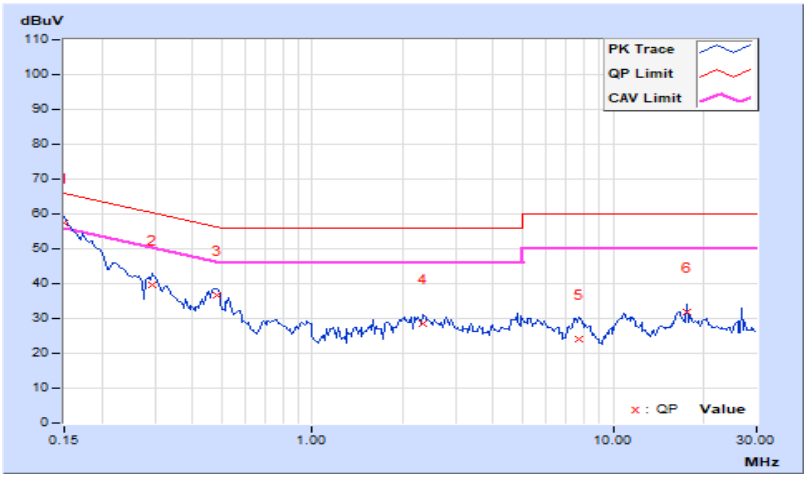

RF Mode	802.11be (EHT20)	Channel	CH 149：5745 MHz
Frequency Range	150 kHz ~ 30 MHz	Detector Function & Resolution Bandwidth	Quasi-Peak (QP) / Average (AV), 9 kHz
Input Power (System)	120 Vac, 60 Hz	Environmental Conditions	21 °C, 62 % RH
Tested By	Willy Lin		

Phase Of Power : Neutral (N)										
No	Frequency (MHz)	Correction Factor (dB)	Reading Value (dBuV)		Emission Level (dBuV)		Limit (dBuV)		Margin (dB)	
			Q.P.	AV.	Q.P.	AV.	Q.P.	AV.	Q.P.	AV.
1	0.15000	10.00	46.72	32.11	56.72	42.11	66.00	56.00	-9.28	-13.89
2	0.22422	10.01	34.24	19.83	44.25	29.84	62.66	52.66	-18.41	-22.82
3	0.46250	10.01	22.94	10.06	32.95	20.07	56.65	46.65	-23.70	-26.58
4	3.85938	10.15	19.43	9.82	29.58	19.97	56.00	46.00	-26.42	-26.03
5	5.05078	10.20	19.19	11.40	29.39	21.60	60.00	50.00	-30.61	-28.40
6	17.53906	10.69	21.32	19.77	32.01	30.46	60.00	50.00	-27.99	-19.54

Remarks:

1. Q.P. and AV. are abbreviations of quasi-peak and average individually.
2. The emission levels of other frequencies were very low against the limit.
3. Margin value = Emission level – Limit value
4. Correction factor = Insertion loss + Cable loss
5. Emission Level = Correction Factor + Reading Value

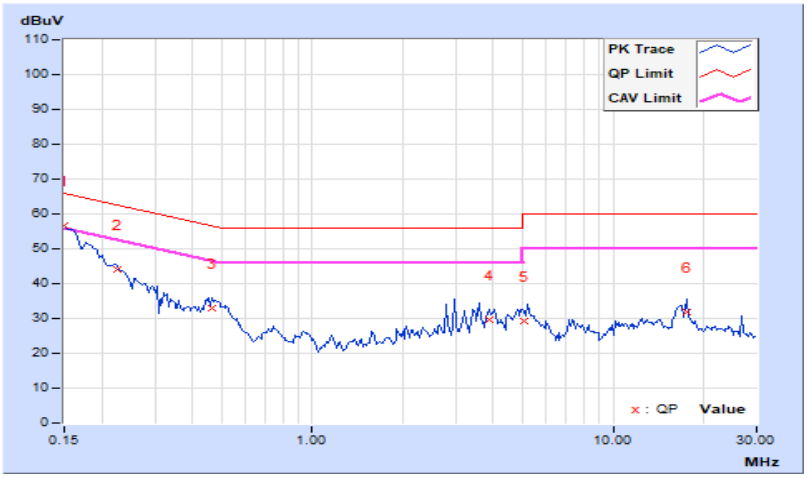

2TX

RF Mode	802.11a	Channel	CH 165：5825 MHz
Frequency Range	150 kHz ~ 30 MHz	Detector Function & Resolution Bandwidth	Quasi-Peak (QP) / Average (AV), 9 kHz
Input Power (System)	120 Vac, 60 Hz	Environmental Conditions	21 °C, 62 % RH
Tested By	Willy Lin		

Phase Of Power : Line (L)										
No	Frequency (MHz)	Correction Factor (dB)	Reading Value (dBuV)		Emission Level (dBuV)		Limit (dBuV)		Margin (dB)	
			Q.P.	AV.	Q.P.	AV.	Q.P.	AV.	Q.P.	AV.
1	0.15000	10.01	46.64	29.26	56.65	39.27	66.00	56.00	-9.35	-16.73
2	0.27500	10.02	27.28	8.43	37.30	18.45	60.97	50.97	-23.67	-32.52
3	0.48984	10.03	25.82	14.16	35.85	24.19	56.17	46.17	-20.32	-21.98
4	0.97031	10.06	15.49	6.01	25.55	16.07	56.00	46.00	-30.45	-29.93
5	3.38281	10.17	21.48	5.32	31.65	15.49	56.00	46.00	-24.35	-30.51
6	11.00391	10.57	15.26	9.09	25.83	19.66	60.00	50.00	-34.17	-30.34

Remarks:

1. Q.P. and AV. are abbreviations of quasi-peak and average individually.
2. The emission levels of other frequencies were very low against the limit.
3. Margin value = Emission level – Limit value
4. Correction factor = Insertion loss + Cable loss
5. Emission Level = Correction Factor + Reading Value

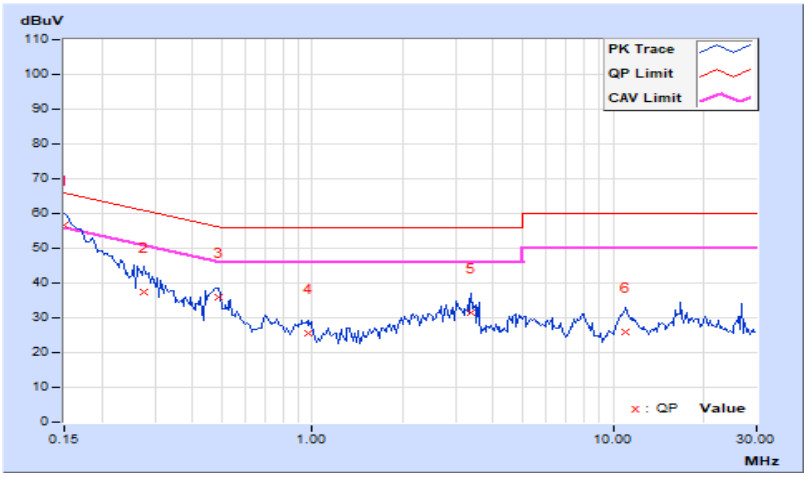

RF Mode	802.11a	Channel	CH 165：5825 MHz
Frequency Range	150 kHz ~ 30 MHz	Detector Function & Resolution Bandwidth	Quasi-Peak (QP) / Average (AV), 9 kHz
Input Power (System)	120 Vac, 60 Hz	Environmental Conditions	21 °C, 62 % RH
Tested By	Willy Lin		

Phase Of Power : Neutral (N)										
No	Frequency (MHz)	Correction Factor (dB)	Reading Value (dBuV)		Emission Level (dBuV)		Limit (dBuV)		Margin (dB)	
			Q.P.	AV.	Q.P.	AV.	Q.P.	AV.	Q.P.	AV.
1	0.15000	10.00	46.24	28.23	56.24	38.23	66.00	56.00	-9.76	-17.77
2	0.45078	10.01	22.88	10.92	32.89	20.93	56.86	46.86	-23.97	-25.93
3	0.97422	10.04	11.88	2.70	21.92	12.74	56.00	46.00	-34.08	-33.26
4	4.88281	10.20	19.39	11.51	29.59	21.71	56.00	46.00	-26.41	-24.29
5	7.20313	10.29	12.48	6.17	22.77	16.46	60.00	50.00	-37.23	-33.54
6	16.49219	10.65	16.07	8.63	26.72	19.28	60.00	50.00	-33.28	-30.72

Remarks:

1. Q.P. and AV. are abbreviations of quasi-peak and average individually.
2. The emission levels of other frequencies were very low against the limit.
3. Margin value = Emission level – Limit value
4. Correction factor = Insertion loss + Cable loss
5. Emission Level = Correction Factor + Reading Value

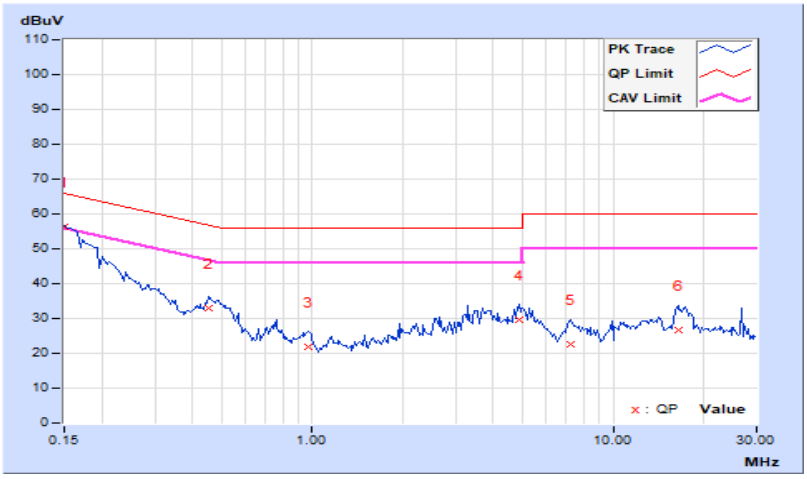

7.7 Unwanted Emissions below 1 GHz

Mode A

1S1T

RF Mode	802.11be (EHT20)	Channel	CH 149：5745 MHz
Frequency Range	30 MHz ~ 1 GHz	Environmental Conditions	22°C, 61% RH
Tested By	Katina Lu		

Conducted Unwanted Emissions							
No.	Frequency (MHz)	Emission Level (dBuV/m)	Limit (dBuV/m)	Margin (dB)	Raw Value Chain 0 (dBm)	Correction Factor (dB)	EIRP Level (dBm)
1	68.8	36.89 PK	40	-3.11	-71.44	13.07	-58.37
2	147.13	36.7 PK	43.5	-6.8	-71.63	13.07	-58.56
3	251.04	36.99 PK	46	-9.01	-71.34	13.07	-58.27
4	435.94	37.55 PK	46	-8.45	-70.78	13.07	-57.71
5	797.88	38.32 PK	46	-7.68	-70.01	13.07	-56.94
6	910.88	38.75 PK	46	-7.25	-69.58	13.07	-56.51

Notes:

1. Margin value = Emission Level - Limit value
2. The frequency range 9 kHz ~ 30 MHz: all emissions are more than 20 dB below the limit, therefore do not be recorded in this report.

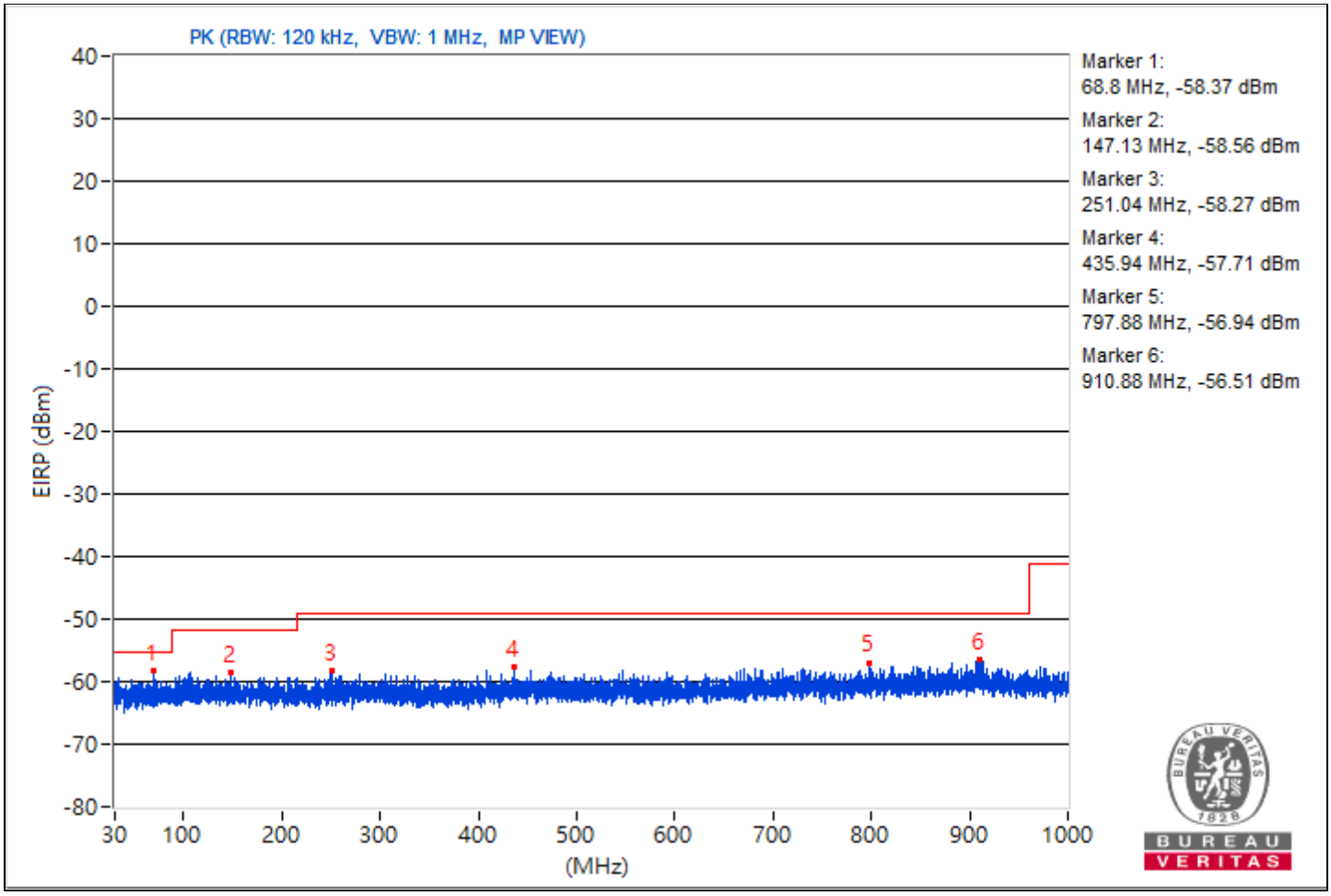

2TX

RF Mode	802.11a	Channel	CH 165：5825 MHz
Frequency Range	30 MHz ~ 1 GHz	Environmental Conditions	22°C, 61% RH
Tested By	Katina Lu		

Conducted Unwanted Emissions								
No.	Frequency (MHz)	Emission Level (dBuV/m)	Limit (dBuV/m)	Margin (dB)	Raw Value Chain 0 (dBm)	Raw Value Chain 1 (dBm)	Correction Factor (dB)	EIRP Level (dBm)
1	31.21	31.35 PK	40	-8.65	-82.14	-84.07	16.08	-63.91
2	134.15	31.36 PK	43.5	-12.14	-81.44	-85.42	16.08	-63.9
3	323.06	31.55 PK	46	-14.45	-84.45	-81.61	16.08	-63.71
4	494.99	32.44 PK	46	-13.56	-82.71	-81.23	16.08	-62.82
5	743.43	33.1 PK	46	-12.9	-79.29	-84.93	16.08	-62.16
6	987.63	33.27 PK	54	-20.73	-82.5	-80.01	16.08	-61.99

Notes:

1. Margin value = Emission Level - Limit value
2. The frequency range 9 kHz ~ 30 MHz: all emissions are more than 20 dB below the limit, therefore do not be recorded in this report.

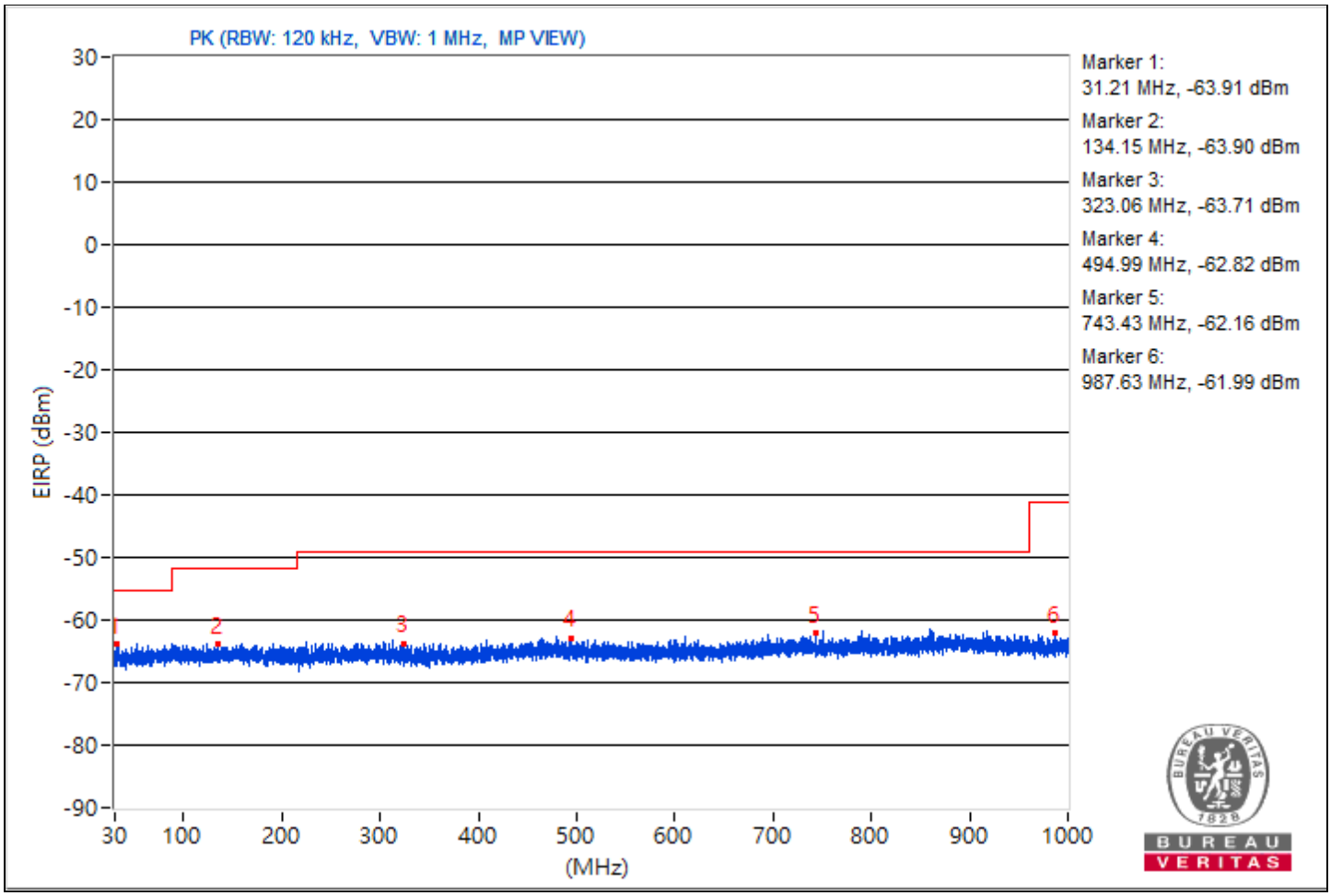

Mode B

1S1T

RF Mode	802.11be (EHT20)	Channel	CH 149：5745 MHz
Frequency Range	30 MHz ~ 1 GHz	Detector Function & Bandwidth	QP: RB=120kHz, DET=Quasi-Peak
Input Power (System)	120 Vac, 60 Hz	Environmental Conditions	22 °C, 65 % RH
Tested By	Willy Lin		

Antenna Polarity & Test Distance : Horizontal at 3 m								
No	Frequency (MHz)	Emission Level (dBuV/m)	Limit (dBuV/m)	Margin (dB)	Antenna Height (m)	Table Angle (Degree)	Raw Value (dBuV)	Correction Factor (dB/m)
1	104.27	24.2 QP	43.5	-19.3	1.50 H	310	40.4	-16.2
2	238.91	37.1 QP	46.0	-8.9	1.50 H	236	51.6	-14.5
3	301.74	39.4 QP	46.0	-6.6	2.00 H	276	51.7	-12.3
4	442.00	41.6 QP	46.0	-4.4	2.00 H	284	50.0	-8.4
5	696.04	43.2 QP	46.0	-2.8	1.00 H	253	46.7	-3.5
6	914.11	42.9 QP	46.0	-3.1	1.00 H	238	42.8	0.1

Remarks:

1. Emission Level(dBuV/m) = Raw Value(dBuV) + Correction Factor(dB/m)
2. Correction Factor(dB/m) = Antenna Factor(dB/m) + Cable Factor(dB) – Pre-Amplifier Factor(dB)
3. Margin value = Emission Level – Limit value
4. The other emission levels were very low against the limit of frequency range 30 MHz ~ 1 GHz.
5. The frequency range 9 kHz ~ 30 MHz: all emissions are more than 20 dB below the limit, therefore do not be recorded in this report.

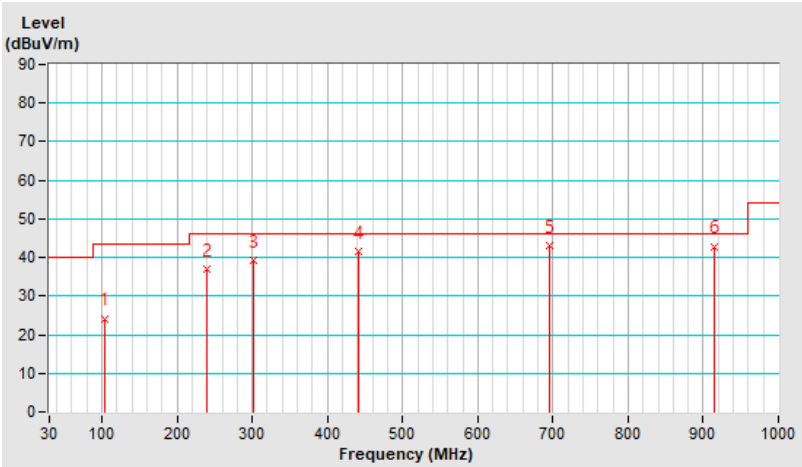

RF Mode	802.11be (EHT20)	Channel	CH 149：5745 MHz
Frequency Range	30 MHz ~ 1 GHz	Detector Function & Bandwidth	QP: RB=120kHz, DET=Quasi-Peak
Input Power (System)	120 Vac, 60 Hz	Environmental Conditions	22 °C, 65 % RH
Tested By	Willy Lin		

Antenna Polarity & Test Distance : Vertical at 3 m								
No	Frequency (MHz)	Emission Level (dBuV/m)	Limit (dBuV/m)	Margin (dB)	Antenna Height (m)	Table Angle (Degree)	Raw Value (dBuV)	Correction Factor (dB/m)
1	31.67	29.6 QP	40.0	-10.4	2.00 V	247	43.4	-13.8
2	112.15	34.0 QP	43.5	-9.5	2.00 V	350	49.4	-15.4
3	218.20	40.6 QP	46.0	-5.4	1.50 V	161	57.1	-16.5
4	247.99	29.5 QP	46.0	-16.5	1.00 V	52	43.6	-14.1
5	286.82	38.3 QP	46.0	-7.7	1.50 V	275	51.0	-12.7
6	693.24	34.4 QP	46.0	-11.6	3.00 V	54	37.9	-3.5

Remarks:

1. Emission Level(dBuV/m) = Raw Value(dBuV) + Correction Factor(dB/m)
2. Correction Factor(dB/m) = Antenna Factor(dB/m) + Cable Factor(dB) – Pre-Amplifier Factor(dB)
3. Margin value = Emission Level – Limit value
4. The other emission levels were very low against the limit of frequency range 30 MHz ~ 1 GHz.
5. The frequency range 9 kHz ~ 30 MHz: all emissions are more than 20 dB below the limit, therefore do not be recorded in this report.

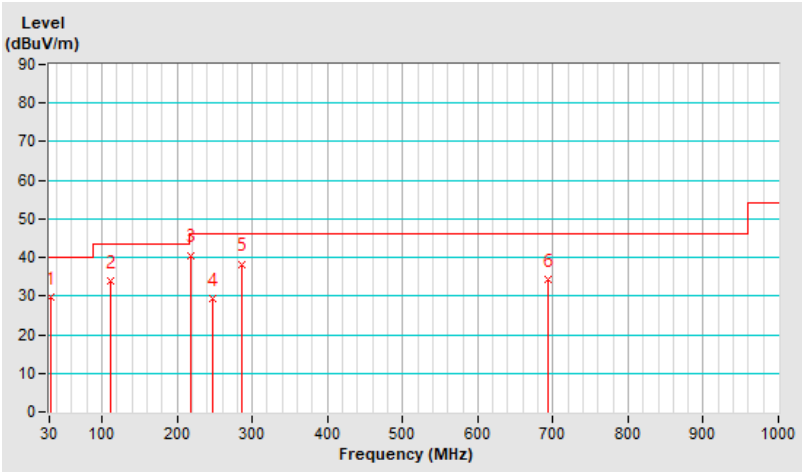

2TX

RF Mode	802.11a	Channel	CH 165：5825 MHz
Frequency Range	30 MHz ~ 1 GHz	Detector Function & Bandwidth	QP: RB=120kHz, DET=Quasi-Peak
Input Power (System)	120 Vac, 60 Hz	Environmental Conditions	22 °C, 65 % RH
Tested By	Willy Lin		

Antenna Polarity & Test Distance : Horizontal at 3 m								
No	Frequency (MHz)	Emission Level (dBuV/m)	Limit (dBuV/m)	Margin (dB)	Antenna Height (m)	Table Angle (Degree)	Raw Value (dBuV)	Correction Factor (dB/m)
1	104.15	30.0 QP	43.5	-13.5	2.00 H	311	46.3	-16.3
2	239.06	34.8 QP	46.0	-11.2	1.50 H	245	49.3	-14.5
3	298.62	41.0 QP	46.0	-5.0	1.00 H	259	53.4	-12.4
4	437.26	29.4 QP	46.0	-16.6	2.00 H	335	38.0	-8.6
5	696.19	39.3 QP	46.0	-6.7	2.00 H	230	42.8	-3.5
6	904.15	33.6 QP	46.0	-12.4	3.00 H	262	33.7	-0.1

Remarks:

1. Emission Level(dBuV/m) = Raw Value(dBuV) + Correction Factor(dB/m)
2. Correction Factor(dB/m) = Antenna Factor(dB/m) + Cable Factor(dB) – Pre-Amplifier Factor(dB)
3. Margin value = Emission Level – Limit value
4. The other emission levels were very low against the limit of frequency range 30 MHz ~ 1 GHz.
5. The frequency range 9 kHz ~ 30 MHz: all emissions are more than 20 dB below the limit, therefore do not be recorded in this report.

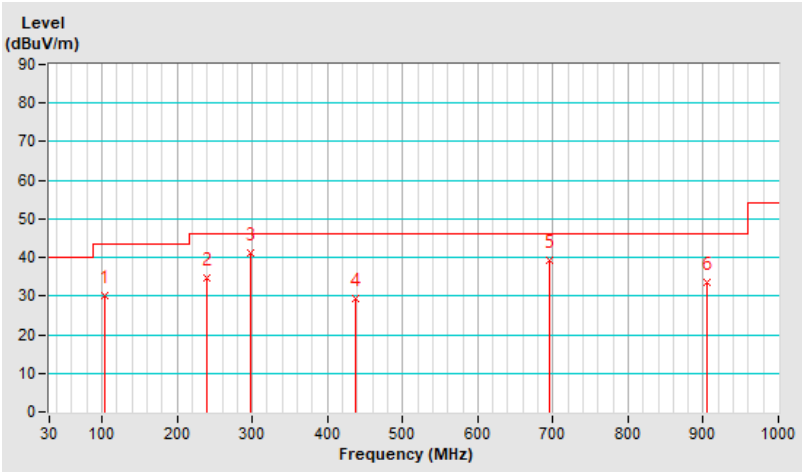

RF Mode	802.11a	Channel	CH 165：5825 MHz
Frequency Range	30 MHz ~ 1 GHz	Detector Function & Bandwidth	QP: RB=120kHz, DET=Quasi-Peak
Input Power (System)	120 Vac, 60 Hz	Environmental Conditions	22 °C, 65 % RH
Tested By	Willy Lin		

Antenna Polarity & Test Distance : Vertical at 3 m								
No	Frequency (MHz)	Emission Level (dBuV/m)	Limit (dBuV/m)	Margin (dB)	Antenna Height (m)	Table Angle (Degree)	Raw Value (dBuV)	Correction Factor (dB/m)
1	32.81	23.6 QP	40.0	-16.4	1.50 V	251	37.4	-13.8
2	110.33	35.4 QP	43.5	-8.1	1.50 V	285	51.0	-15.6
3	223.84	37.4 QP	46.0	-8.6	3.00 V	176	53.8	-16.4
4	248.85	42.6 QP	46.0	-3.4	2.00 V	16	56.7	-14.1
5	**286.63**	**44.9 QP**	**46.0**	**-1.1**	**1.50 V**	**246**	**57.7**	**-12.8**
6	694.46	42.7 QP	46.0	-3.3	1.50 V	18	46.2	-3.5

Remarks:

1. Emission Level(dBuV/m) = Raw Value(dBuV) + Correction Factor(dB/m)
2. Correction Factor(dB/m) = Antenna Factor(dB/m) + Cable Factor(dB) – Pre-Amplifier Factor(dB)
3. Margin value = Emission Level – Limit value
4. The other emission levels were very low against the limit of frequency range 30 MHz ~ 1 GHz.
5. The frequency range 9 kHz ~ 30 MHz: all emissions are more than 20 dB below the limit, therefore do not be recorded in this report.

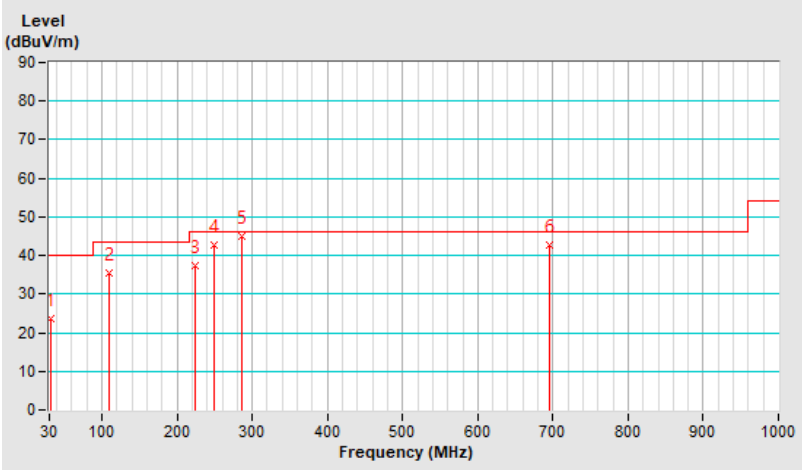

7.8 Unwanted Emissions above 1 GHz

Mode A
Conducted Unwanted Emissions
1TX

RF Mode	802.11a	Channel	CH 36：5180 MHz
Frequency Range	1 GHz ~ 40 GHz	Environmental Conditions	20°C, 60% RH
Tested By	Henry Hsu		

Conducted Unwanted Emissions							
No.	Frequency (MHz)	Emission Level (dBuV/m)	Limit (dBuV/m)	Margin (dB)	Raw Value Chain 0 (dBm)	Correction Factor (dB)	EIRP Level (dBm)
1	5096.94	58.11 PK	74	-15.89	-45.52	8.37	-37.15
2	5096.94	49.8 AV	54	-4.2	-53.83	8.37	-45.46
3	9016.98	53.54 PK	74	-20.46	-50.09	8.37	-41.72
4	9016.98	46.76 AV	54	-7.24	-56.87	8.37	-48.5
5	18923.6	55.34 PK	74	-18.66	-48.29	8.37	-39.92
6	18923.6	48.85 AV	54	-5.15	-54.78	8.37	-46.41
7	23774.2	54.8 PK	74	-19.2	-48.83	8.37	-40.46
8	23774.2	50.98 AV	54	-3.02	-52.65	8.37	-44.28
9	38830.22	53.22 PK	74	-20.78	-50.41	8.37	-42.04
10	38830.22	45.3 AV	54	-8.7	-58.33	8.37	-49.96

Note: Margin value = Emission Level - Limit value

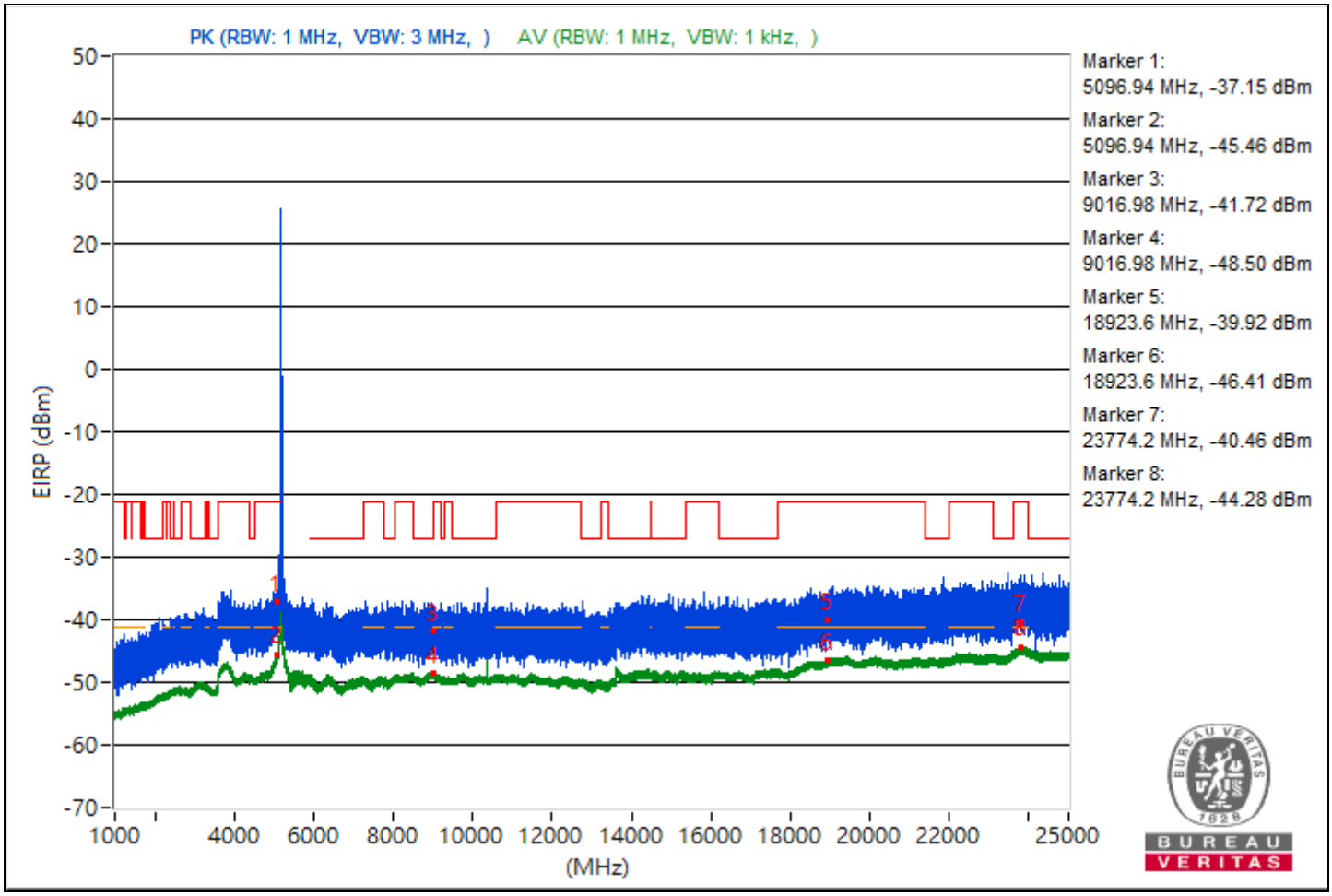

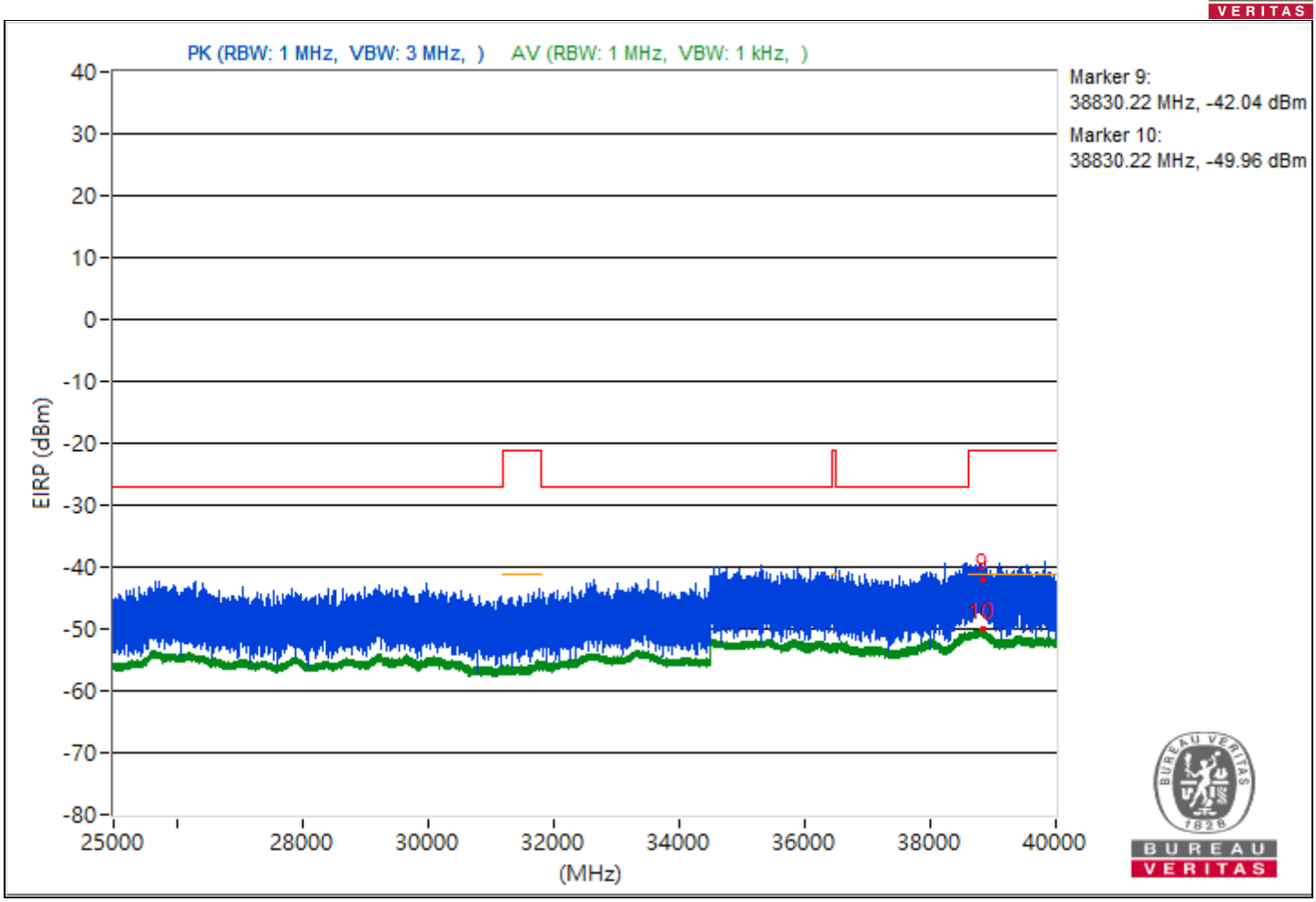
PK (RBW: 1 MHz, VBW: 3 MHz,)
AV (RBW: 1 MHz, VBW: 1 kHz,)
Marker 9:
38830.22 MHz, -42.04 dBm
Marker 10:
38830.22 MHz, -49.96 dBm
EIRP (dBm)
40
30
20
10
0
-10
-20
-30
-40
-50
-60
-70
-80
25000
28000
30000
32000
34000
36000
38000
40000
(MHz)
9
10

RF Mode	802.11a	Channel	CH 40：5200 MHz
Frequency Range	1 GHz ~ 40 GHz	Environmental Conditions	20°C, 60% RH
Tested By	Henry Hsu		

Conducted Unwanted Emissions							
No.	Frequency (MHz)	Emission Level (dBuV/m)	Limit (dBuV/m)	Margin (dB)	Raw Value Chain 0 (dBm)	Correction Factor (dB)	EIRP Level (dBm)
1	5097.02	57.02 PK	74	-16.98	-46.61	8.37	-38.24
2	5097.02	49.99 AV	54	-4.01	-53.64	8.37	-45.27
3	9004.36	55.6 PK	74	-18.4	-48.03	8.37	-39.66
4	9004.36	46.77 AV	54	-7.23	-56.86	8.37	-48.49
5	18983.5	55.08 PK	74	-18.92	-48.55	8.37	-40.18
6	18983.5	48.89 AV	54	-5.11	-54.74	8.37	-46.37
7	23842.6	56.55 PK	74	-17.45	-47.08	8.37	-38.71
8	23842.6	51.17 AV	54	-2.83	-52.46	8.37	-44.09
9	38788.62	52.92 PK	74	-21.08	-50.71	8.37	-42.34
10	38788.62	45.39 AV	54	-8.61	-58.24	8.37	-49.87

Note: Margin value = Emission Level - Limit value

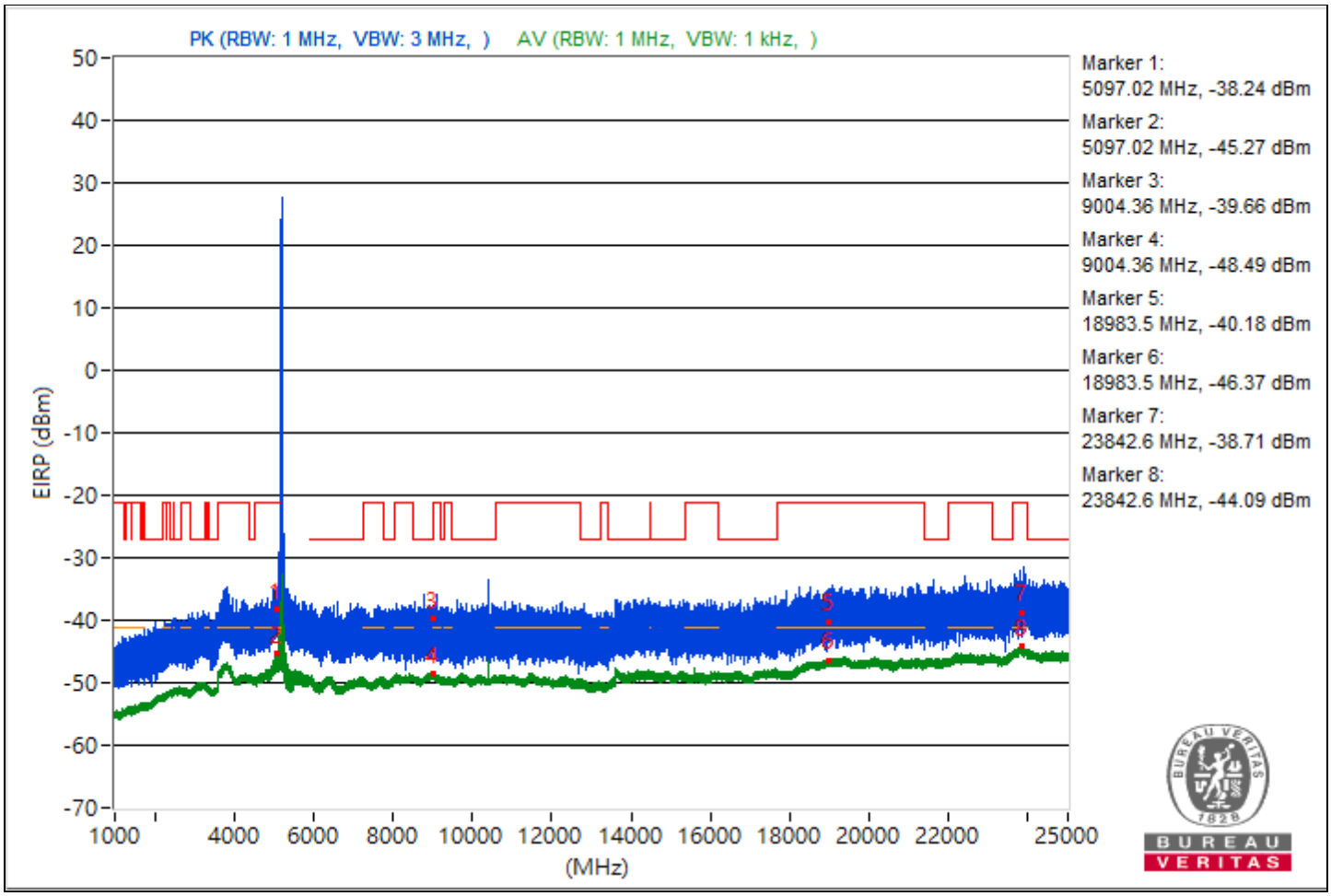

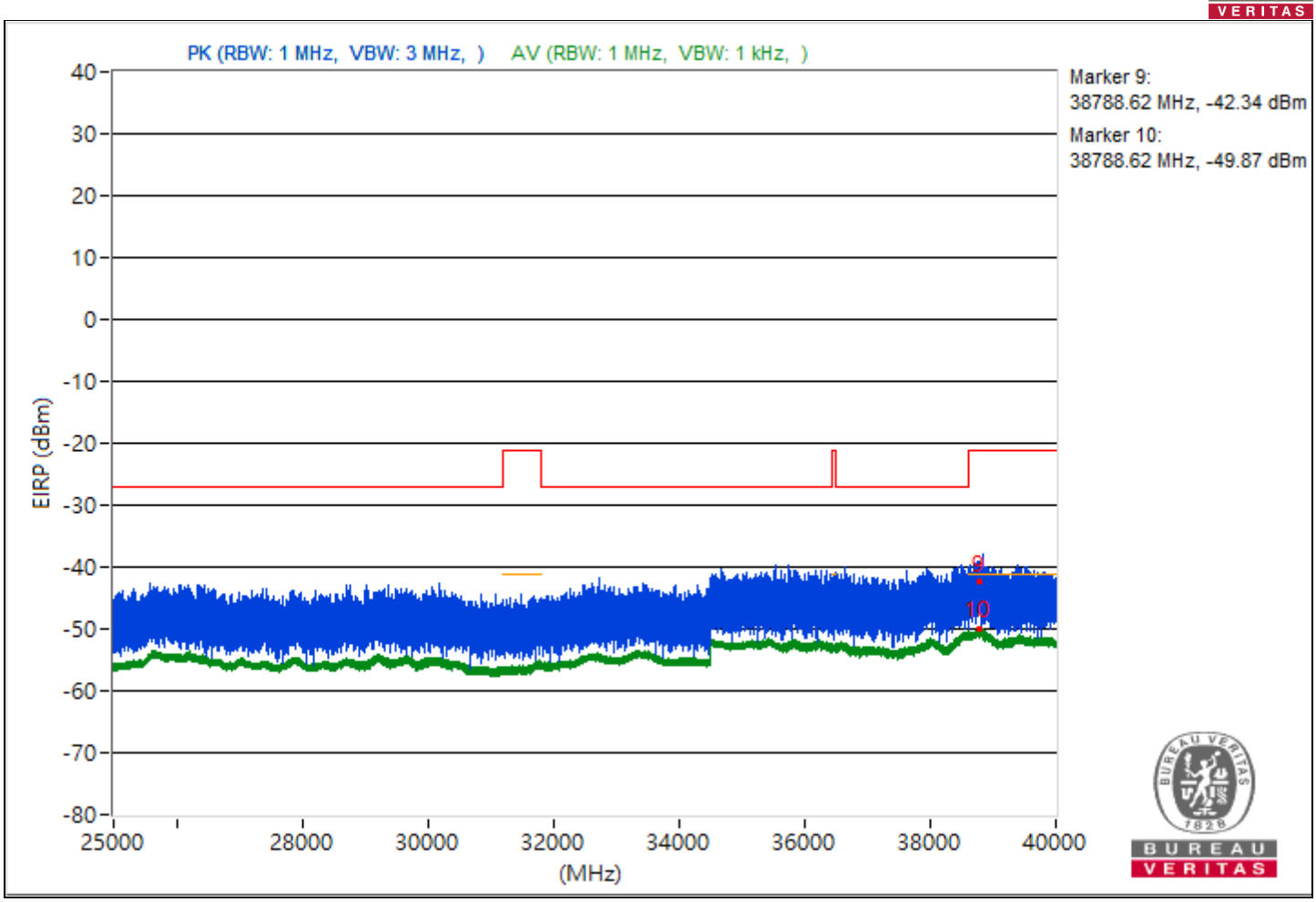
PK (RBW: 1 MHz, VBW: 3 MHz,)
AV (RBW: 1 MHz, VBW: 1 kHz,)
Marker 9:
38788.62 MHz, -42.34 dBm
Marker 10:
38788.62 MHz, -49.87 dBm
EIRP (dBm)
40
30
20
10
0
-10
-20
-30
-40
-50
-60
-70
-80
25000
28000
30000
32000
34000
36000
38000
40000
(MHz)
9
10

RF Mode	802.11a	Channel	CH 48：5240 MHz
Frequency Range	1 GHz ~ 40 GHz	Environmental Conditions	20°C, 60% RH
Tested By	Henry Hsu		

Conducted Unwanted Emissions							
No.	Frequency (MHz)	Emission Level (dBuV/m)	Limit (dBuV/m)	Margin (dB)	Raw Value Chain 0 (dBm)	Correction Factor (dB)	EIRP Level (dBm)
1	5088.47	56.2 PK	74	-17.8	-47.43	8.37	-39.06
2	5088.47	49.8 AV	54	-4.2	-53.83	8.37	-45.46
3	9020.98	53.96 PK	74	-20.04	-49.67	8.37	-41.3
4	9020.98	46.84 AV	54	-7.16	-56.79	8.37	-48.42
5	18978.2	54.6 PK	74	-19.4	-49.03	8.37	-40.66
6	18978.2	48.95 AV	54	-5.05	-54.68	8.37	-46.31
7	23803.7	55.29 PK	74	-18.71	-48.34	8.37	-39.97
8	23803.7	51.22 AV	54	-2.78	-52.41	8.37	-44.04
9	38817.87	51.84 PK	74	-22.16	-51.79	8.37	-43.42
10	38817.87	45.43 AV	54	-8.57	-58.2	8.37	-49.83

Note: Margin value = Emission Level - Limit value

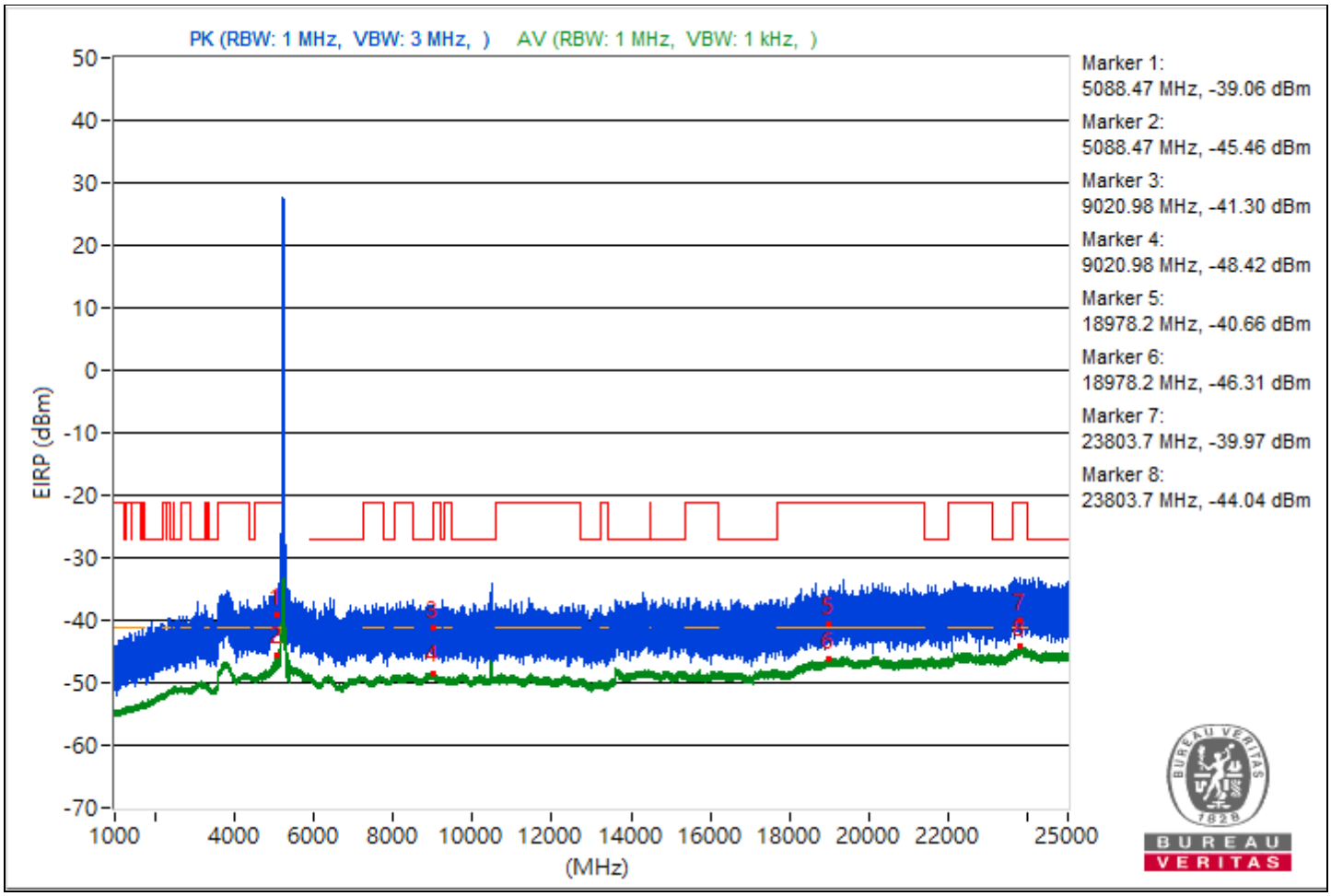

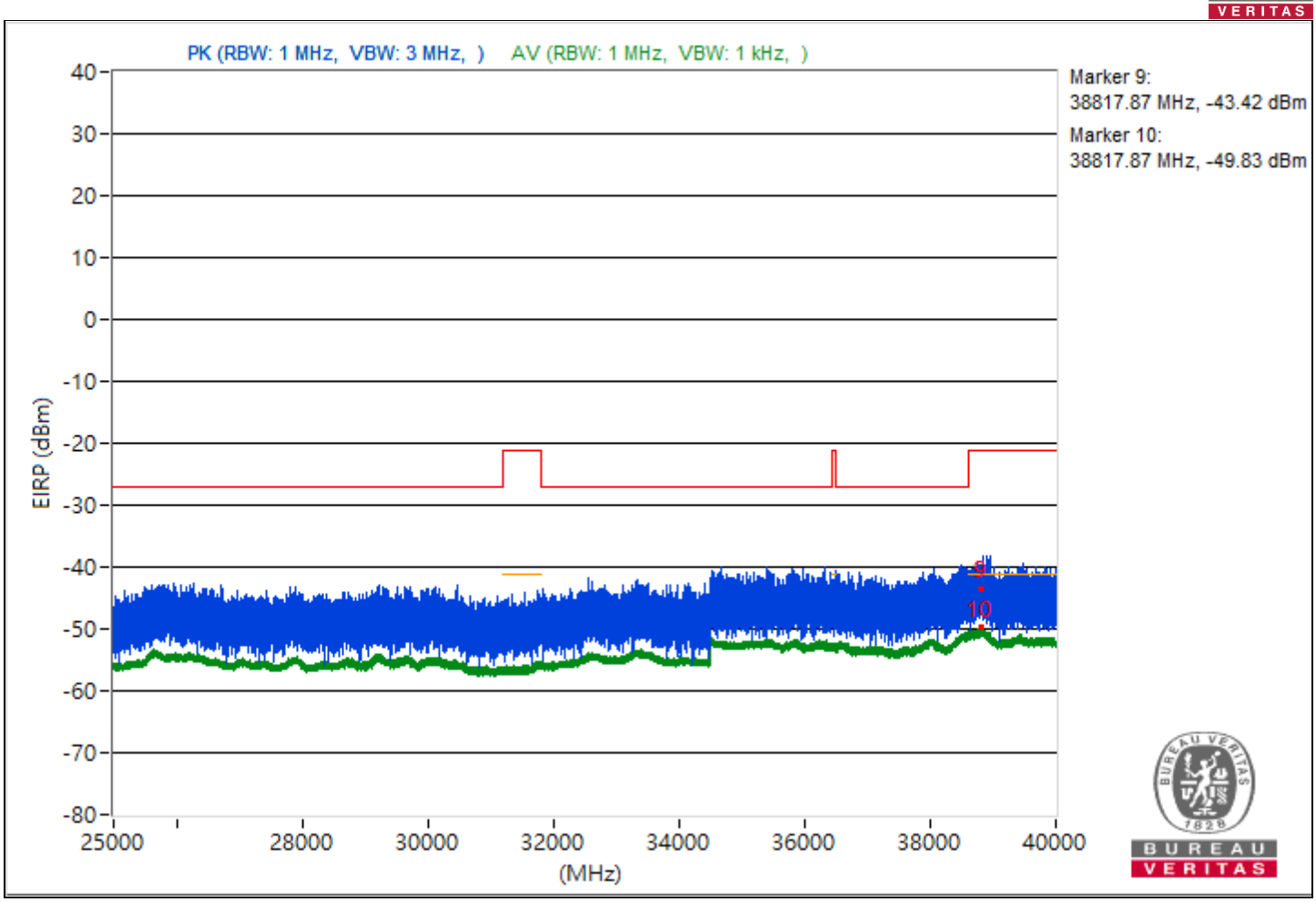
PK (RBW: 1 MHz, VBW: 3 MHz,)
AV (RBW: 1 MHz, VBW: 1 kHz,)
Marker 9:
38817.87 MHz, -43.42 dBm
Marker 10:
38817.87 MHz, -49.83 dBm
EIRP (dBm)
40
30
20
10
0
-10
-20
-30
-40
-50
-60
-70
-80
25000
28000
30000
32000
34000
36000
38000
40000
(MHz)
9
10

RF Mode	802.11a	Channel	CH 52：5260 MHz
Frequency Range	1 GHz ~ 40 GHz	Environmental Conditions	20°C, 60% RH
Tested By	Henry Hsu		

Conducted Unwanted Emissions							
No.	Frequency (MHz)	Emission Level (dBuV/m)	Limit (dBuV/m)	Margin (dB)	Raw Value Chain 0 (dBm)	Correction Factor (dB)	EIRP Level (dBm)
1	5089.32	56.31 PK	74	-17.69	-47.32	8.37	-38.95
2	5089.32	49.4 AV	54	-4.6	-54.23	8.37	-45.86
3	9027.02	52.31 PK	74	-21.69	-51.32	8.37	-42.95
4	9027.02	46.79 AV	54	-7.21	-56.84	8.37	-48.47
5	18941.9	55.19 PK	74	-18.81	-48.44	8.37	-40.07
6	18941.9	48.9 AV	54	-5.1	-54.73	8.37	-46.36
7	23821.6	55.39 PK	74	-18.61	-48.24	8.37	-39.87
8	23821.6	51.1 AV	54	-2.9	-52.53	8.37	-44.16
9	38809.33	52.93 PK	74	-21.07	-50.7	8.37	-42.33
10	38809.33	45.15 AV	54	-8.85	-58.48	8.37	-50.11

Note: Margin value = Emission Level - Limit value

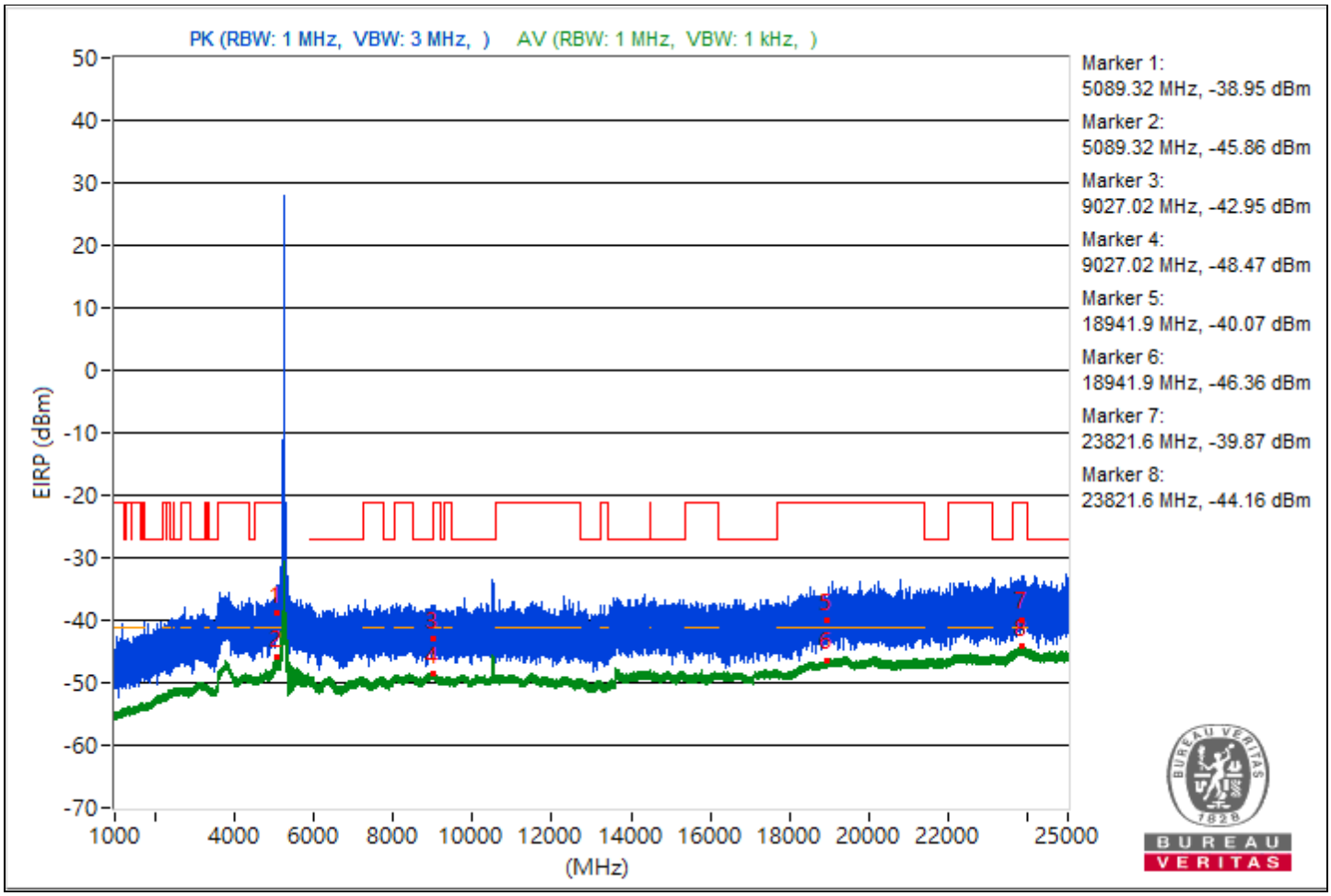

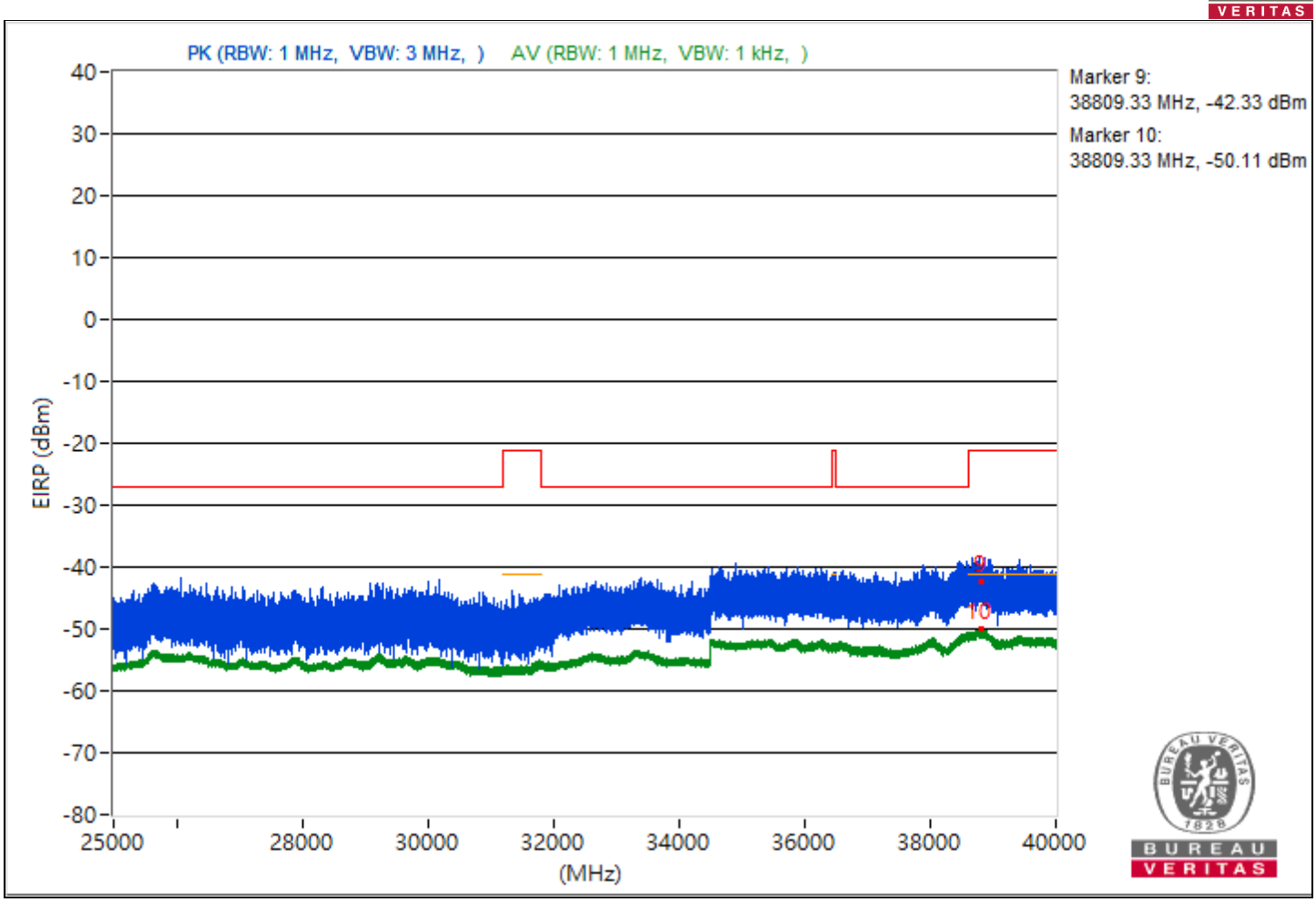
PK (RBW: 1 MHz, VBW: 3 MHz,)
AV (RBW: 1 MHz, VBW: 1 kHz,)
Marker 9:
38809.33 MHz, -42.33 dBm
Marker 10:
38809.33 MHz, -50.11 dBm
EIRP (dBm)
40
30
20
10
0
-10
-20
-30
-40
-50
-60
-70
-80
25000
28000
30000
32000
34000
36000
38000
40000
(MHz)
9
10

RF Mode	802.11a	Channel	CH 60：5300 MHz
Frequency Range	1 GHz ~ 40 GHz	Environmental Conditions	20°C, 60% RH
Tested By	Henry Hsu		

Conducted Unwanted Emissions							
No.	Frequency (MHz)	Emission Level (dBuV/m)	Limit (dBuV/m)	Margin (dB)	Raw Value Chain 0 (dBm)	Correction Factor (dB)	EIRP Level (dBm)
1	5096.56	56.6 PK	74	-17.4	-47.03	8.37	-38.66
2	5096.56	49.12 AV	54	-4.88	-54.51	8.37	-46.14
3	10600	56.71 PK	74	-17.29	-46.92	8.37	-38.55
4	10600	49.43 AV	54	-4.57	-54.2	8.37	-45.83
5	18997.3	54.67 PK	74	-19.33	-48.96	8.37	-40.59
6	18997.3	49.05 AV	54	-4.95	-54.58	8.37	-46.21
7	23817.1	59.13 PK	74	-14.87	-44.5	8.37	-36.13
8	23817.1	51.13 AV	54	-2.87	-52.5	8.37	-44.13
9	38800.98	51.11 PK	74	-22.89	-52.52	8.37	-44.15
10	38800.98	45.2 AV	54	-8.8	-58.43	8.37	-50.06

Note: Margin value = Emission Level - Limit value

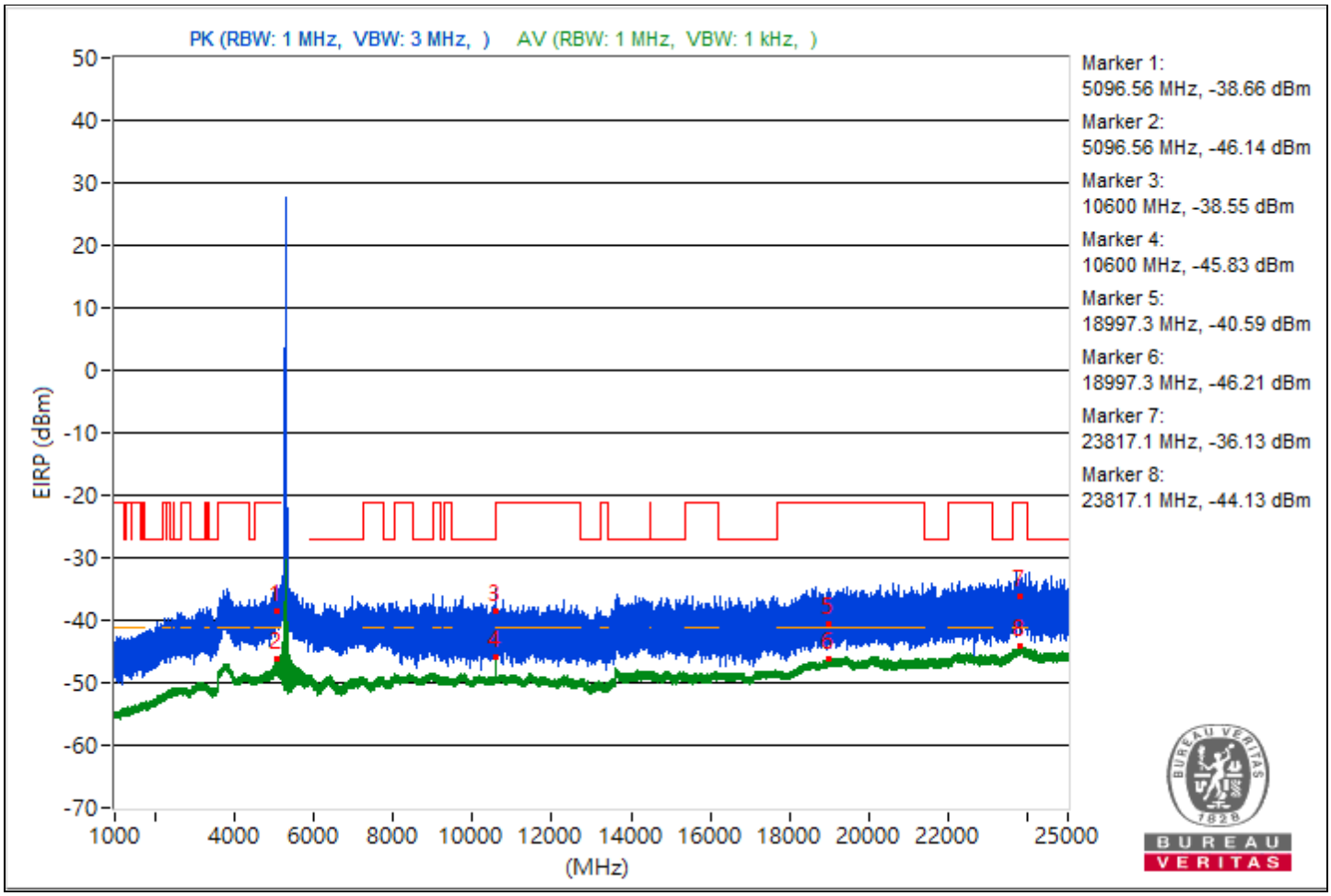

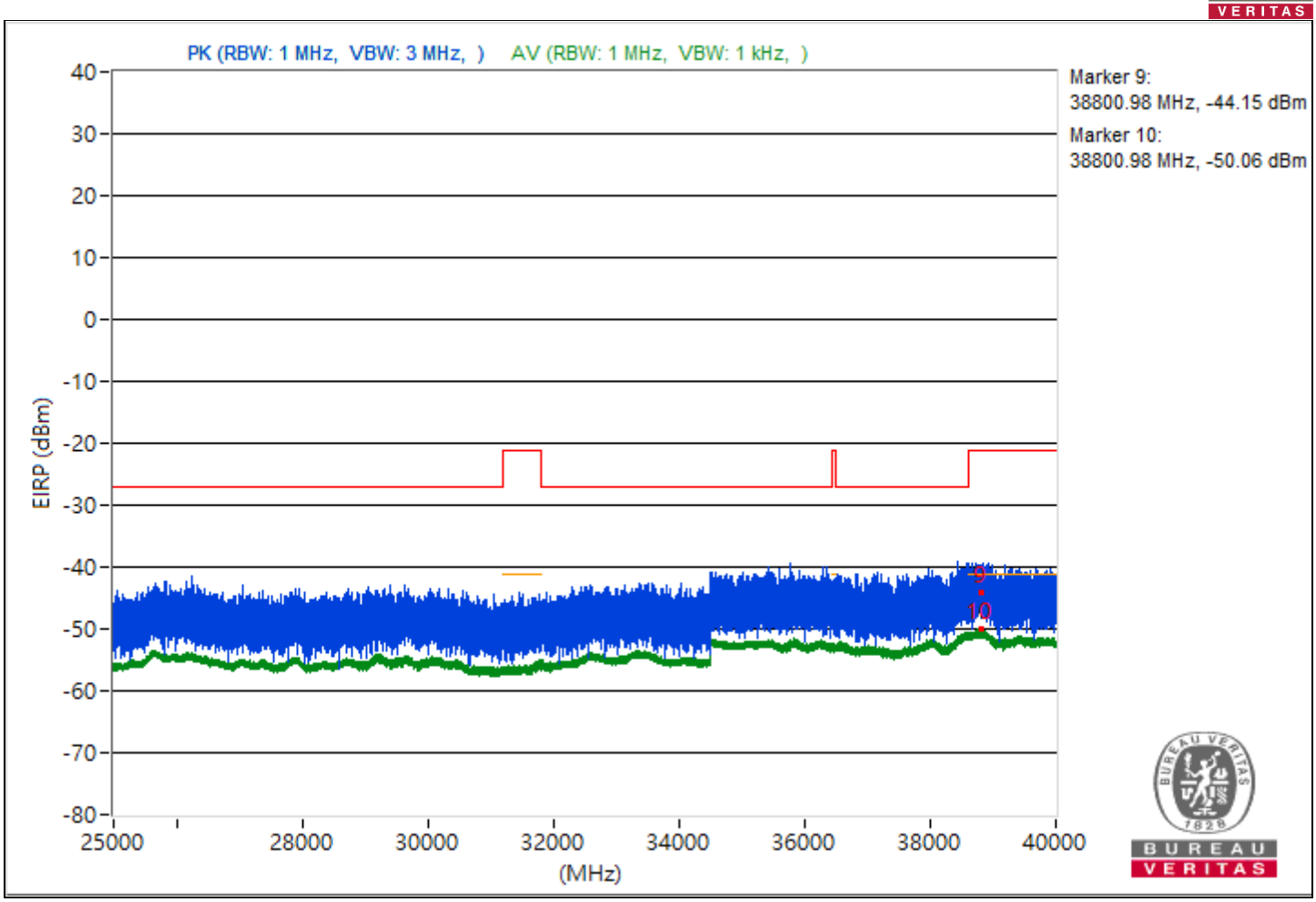
PK (RBW: 1 MHz, VBW: 3 MHz,)
AV (RBW: 1 MHz, VBW: 1 kHz,)
Marker 9:
38800.98 MHz, -44.15 dBm
Marker 10:
38800.98 MHz, -50.06 dBm
EIRP (dBm)
40
30
20
10
0
-10
-20
-30
-40
-50
-60
-70
-80
25000
28000
30000
32000
34000
36000
38000
40000
(MHz)
9
10

RF Mode	802.11a	Channel	CH 64：5320 MHz
Frequency Range	1 GHz ~ 40 GHz	Environmental Conditions	20°C, 60% RH
Tested By	Henry Hsu		

Conducted Unwanted Emissions							
No.	Frequency (MHz)	Emission Level (dBuV/m)	Limit (dBuV/m)	Margin (dB)	Raw Value Chain 0 (dBm)	Correction Factor (dB)	EIRP Level (dBm)
1	5098.97	57.25 PK	74	-16.75	-46.38	8.37	-38.01
2	5098.97	48.94 AV	54	-5.06	-54.69	8.37	-46.32
3	10640	55.4 PK	74	-18.6	-48.23	8.37	-39.86
4	10640	49.51 AV	54	-4.49	-54.12	8.37	-45.75
5	18979.3	57.08 PK	74	-16.92	-46.55	8.37	-38.18
6	18979.3	49.08 AV	54	-4.92	-54.55	8.37	-46.18
7	23831.3	59.74 PK	74	-14.26	-43.89	8.37	-35.52
8	23831.3	51.12 AV	54	-2.88	-52.51	8.37	-44.14
9	38758.13	52.07 PK	74	-21.93	-51.56	8.37	-43.19
10	38758.13	45.14 AV	54	-8.86	-58.49	8.37	-50.12

Note: Margin value = Emission Level - Limit value

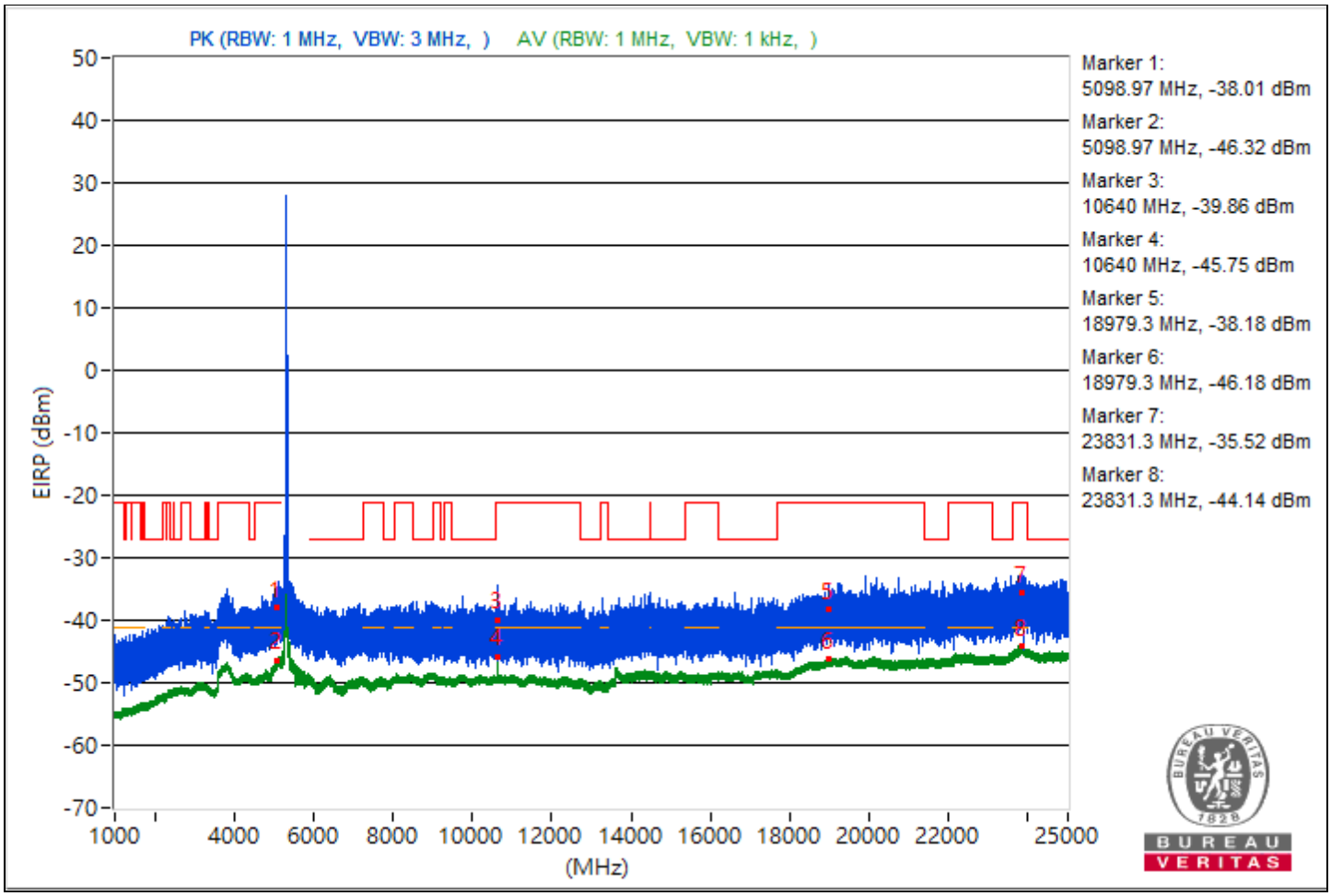

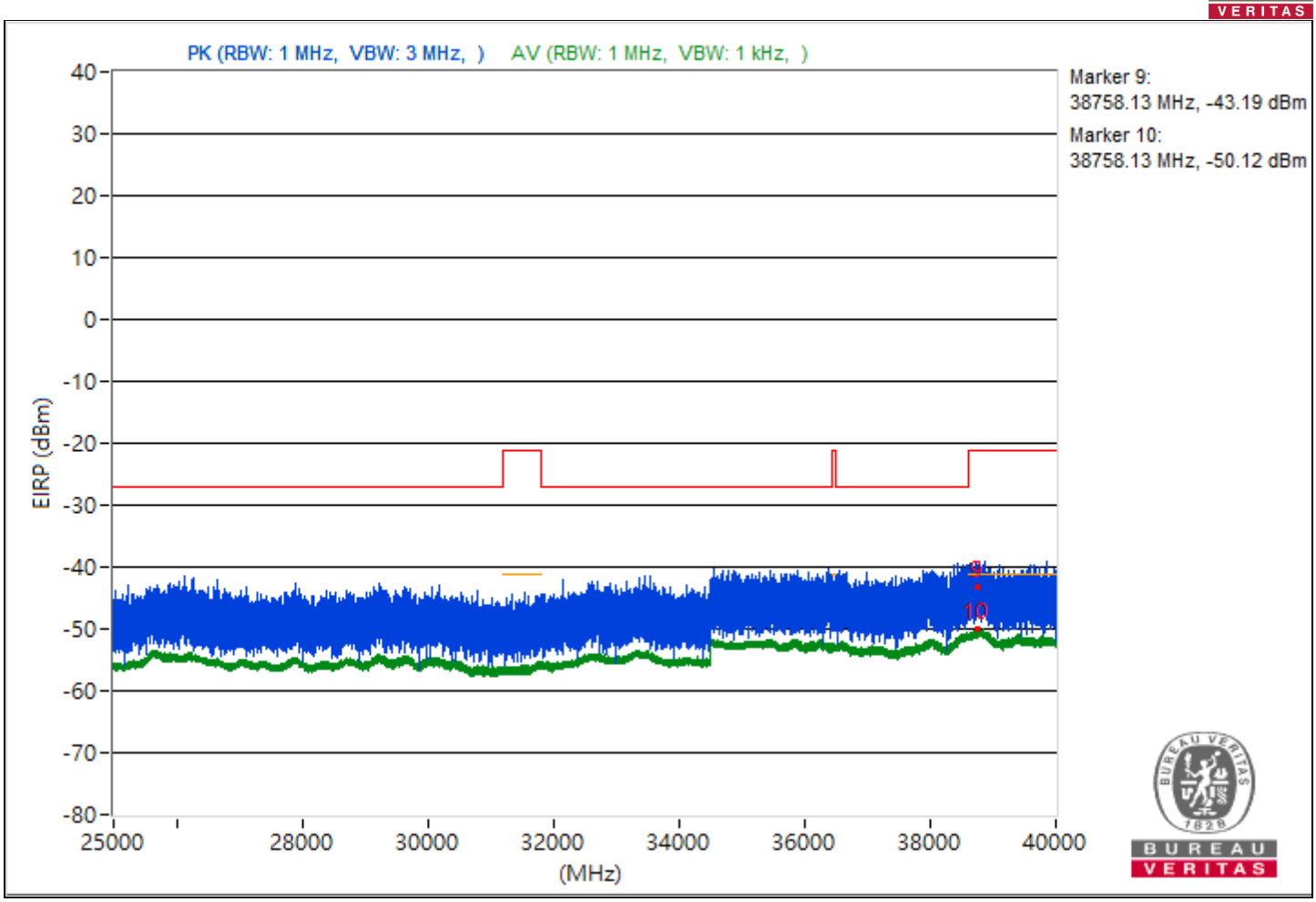
PK (RBW: 1 MHz, VBW: 3 MHz,)
AV (RBW: 1 MHz, VBW: 1 kHz,)
Marker 9:
38758.13 MHz, -43.19 dBm
Marker 10:
38758.13 MHz, -50.12 dBm
EIRP (dBm)
40
30
20
10
0
-10
-20
-30
-40
-50
-60
-70
-80
25000
28000
30000
32000
34000
36000
38000
40000
(MHz)
9
10

RF Mode	802.11a	Channel	CH 100：5500 MHz
Frequency Range	1 GHz ~ 40 GHz	Environmental Conditions	20°C, 60% RH
Tested By	Henry Hsu		

Conducted Unwanted Emissions							
No.	Frequency (MHz)	Emission Level (dBuV/m)	Limit (dBuV/m)	Margin (dB)	Raw Value Chain 0 (dBm)	Correction Factor (dB)	EIRP Level (dBm)
1	3810.89	55.31 PK	74	-18.69	-48.32	8.37	-39.95
2	3810.89	48.39 AV	54	-5.61	-55.24	8.37	-46.87
3	10999.38	53.21 PK	74	-20.79	-50.42	8.37	-42.05
4	10999.38	47.26 AV	54	-6.74	-56.37	8.37	-48
5	18949.1	56.86 PK	74	-17.14	-46.77	8.37	-38.4
6	18949.1	49.01 AV	54	-4.99	-54.62	8.37	-46.25
7	23832.7	56.37 PK	74	-17.63	-47.26	8.37	-38.89
8	23832.7	51.03 AV	54	-2.97	-52.6	8.37	-44.23
9	38820.18	52.37 PK	74	-21.63	-51.26	8.37	-42.89
10	38820.18	45.21 AV	54	-8.79	-58.42	8.37	-50.05

Note: Margin value = Emission Level - Limit value

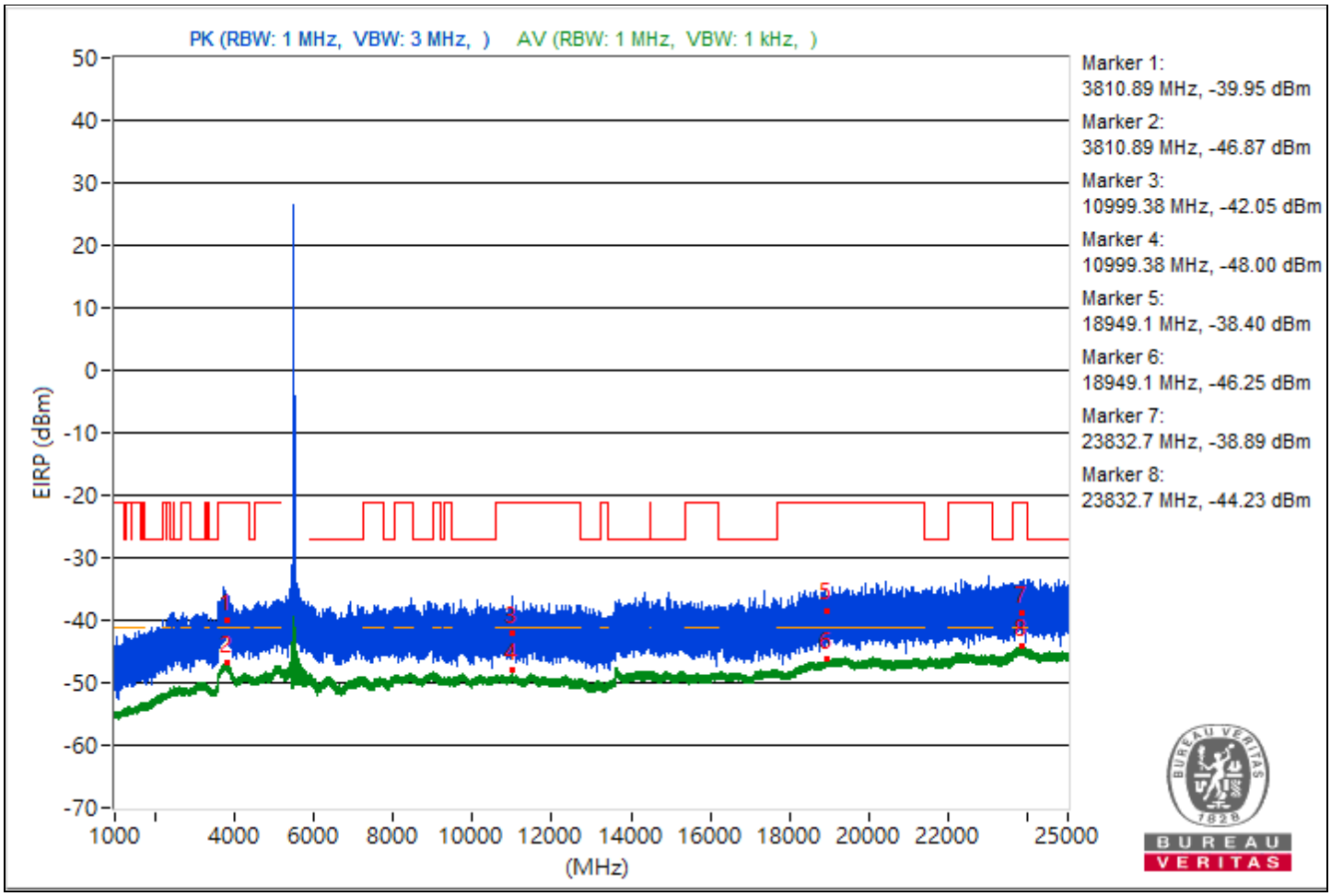

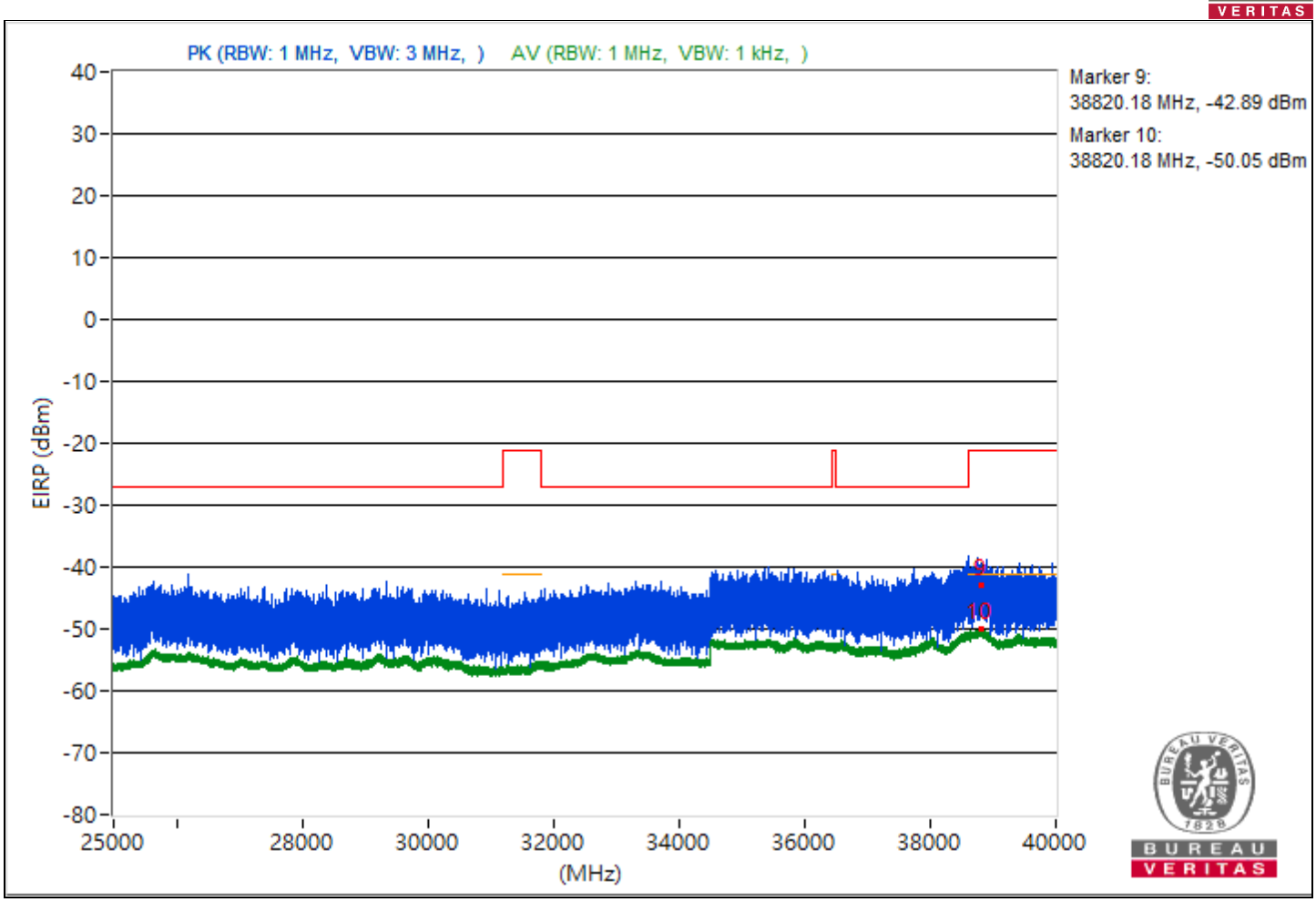
PK (RBW: 1 MHz, VBW: 3 MHz,)
AV (RBW: 1 MHz, VBW: 1 kHz,)
Marker 9:
38820.18 MHz, -42.89 dBm
Marker 10:
38820.18 MHz, -50.05 dBm
EIRP (dBm)
40
30
20
10
0
-10
-20
-30
-40
-50
-60
-70
-80
25000
28000
30000
32000
34000
36000
38000
40000
(MHz)
9
10

RF Mode	802.11a	Channel	CH 116：5580 MHz
Frequency Range	1 GHz ~ 40 GHz	Environmental Conditions	20°C, 60% RH
Tested By	Henry Hsu		

Conducted Unwanted Emissions							
No.	Frequency (MHz)	Emission Level (dBuV/m)	Limit (dBuV/m)	Margin (dB)	Raw Value Chain 0 (dBm)	Correction Factor (dB)	EIRP Level (dBm)
1	3789.66	57.09 PK	74	-16.91	-46.54	8.37	-38.17
2	3789.66	48.37 AV	54	-5.63	-55.26	8.37	-46.89
3	11159.02	55.33 PK	74	-18.67	-48.3	8.37	-39.93
4	11159.02	47.74 AV	54	-6.26	-55.89	8.37	-47.52
5	18942.2	54.93 PK	74	-19.07	-48.7	8.37	-40.33
6	18942.2	48.94 AV	54	-5.06	-54.69	8.37	-46.32
7	23762.4	56.84 PK	74	-17.16	-46.79	8.37	-38.42
8	23762.4	51.05 AV	54	-2.95	-52.58	8.37	-44.21
9	38820.44	50 PK	74	-24	-53.63	8.37	-45.26
10	38820.44	45.19 AV	54	-8.81	-58.44	8.37	-50.07

Note: Margin value = Emission Level - Limit value

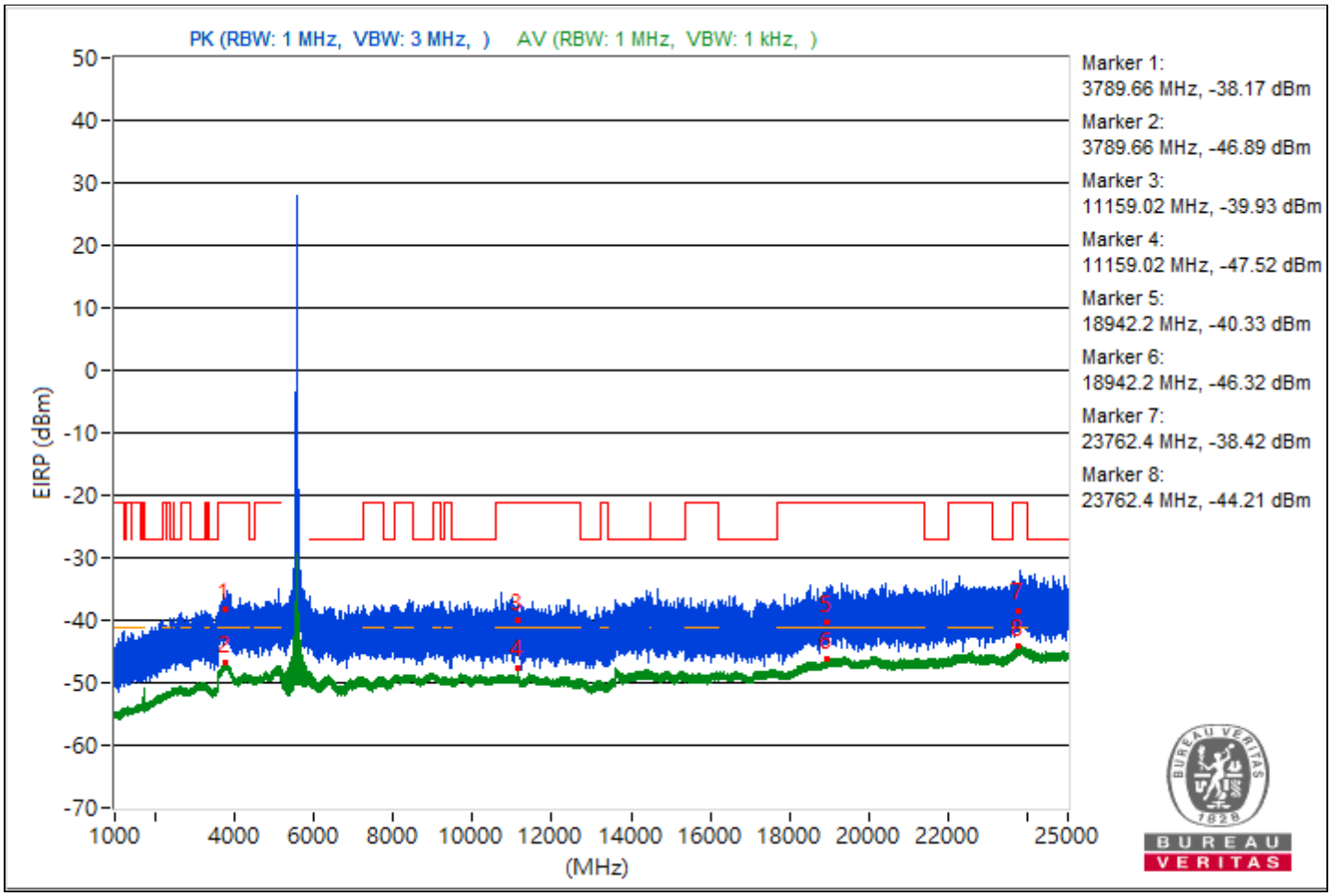

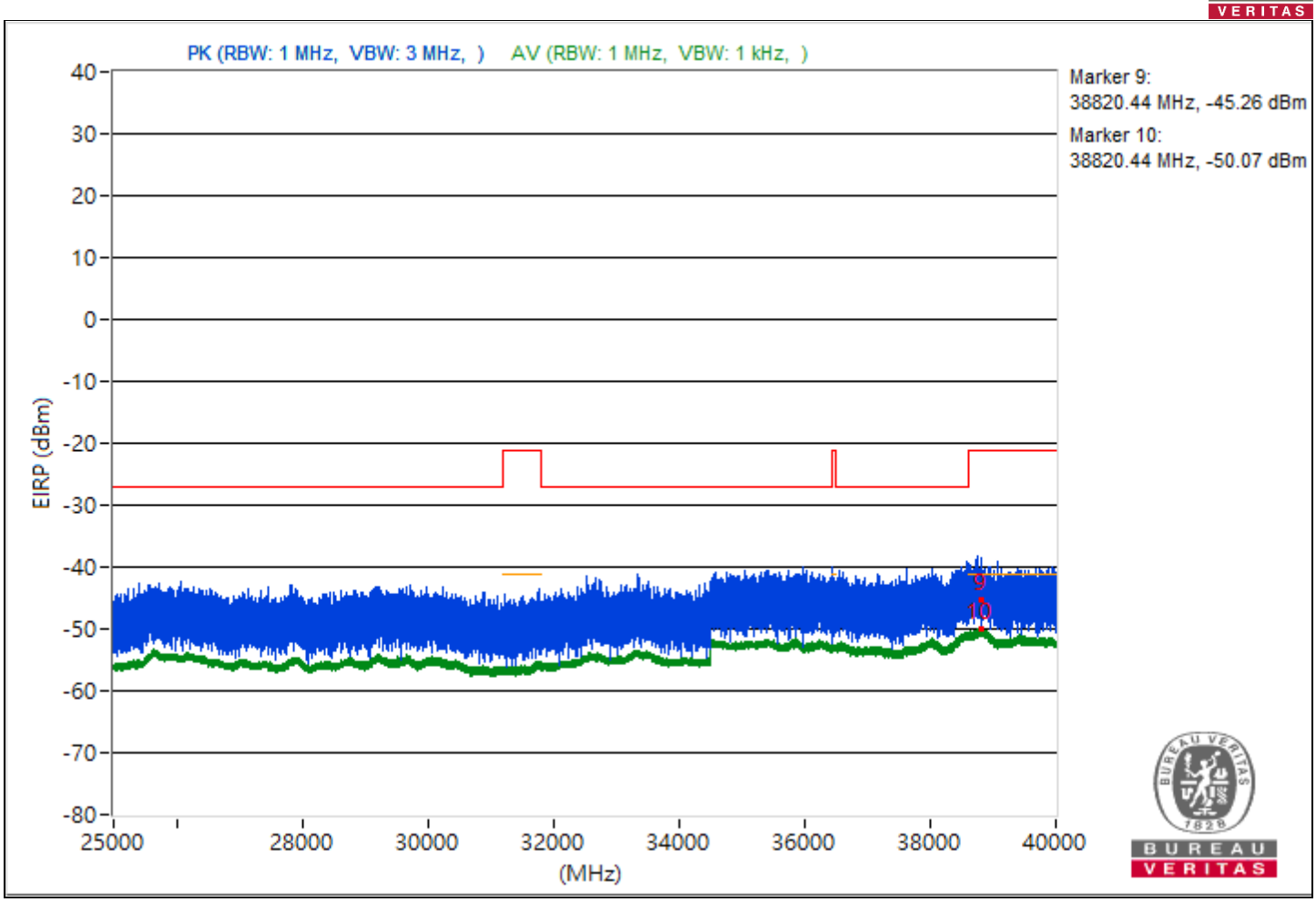
PK (RBW: 1 MHz, VBW: 3 MHz,)
AV (RBW: 1 MHz, VBW: 1 kHz,)
Marker 9:
38820.44 MHz, -45.26 dBm
Marker 10:
38820.44 MHz, -50.07 dBm
EIRP (dBm)
40
30
20
10
0
-10
-20
-30
-40
-50
-60
-70
-80
25000
28000
30000
32000
34000
36000
38000
40000
(MHz)
9
10

RF Mode	802.11a	Channel	CH 140：5700 MHz
Frequency Range	1 GHz ~ 40 GHz	Environmental Conditions	20°C, 60% RH
Tested By	Henry Hsu		

Conducted Unwanted Emissions							
No.	Frequency (MHz)	Emission Level (dBuV/m)	Limit (dBuV/m)	Margin (dB)	Raw Value Chain 0 (dBm)	Correction Factor (dB)	EIRP Level (dBm)
1	3821.7	54.66 PK	74	-19.34	-48.97	8.37	-40.6
2	3821.7	48.3 AV	54	-5.7	-55.33	8.37	-46.96
3	9014.22	56.5 PK	74	-17.5	-47.13	8.37	-38.76
4	9014.22	46.85 AV	54	-7.15	-56.78	8.37	-48.41
5	18997	56.65 PK	74	-17.35	-46.98	8.37	-38.61
6	18997	48.89 AV	54	-5.11	-54.74	8.37	-46.37
7	23815.9	54.9 PK	74	-19.1	-48.73	8.37	-40.36
8	23815.9	51.08 AV	54	-2.92	-52.55	8.37	-44.18
9	38814.13	49.57 PK	74	-24.43	-54.06	8.37	-45.69
10	38814.13	45.24 AV	54	-8.76	-58.39	8.37	-50.02

Note: Margin value = Emission Level - Limit value

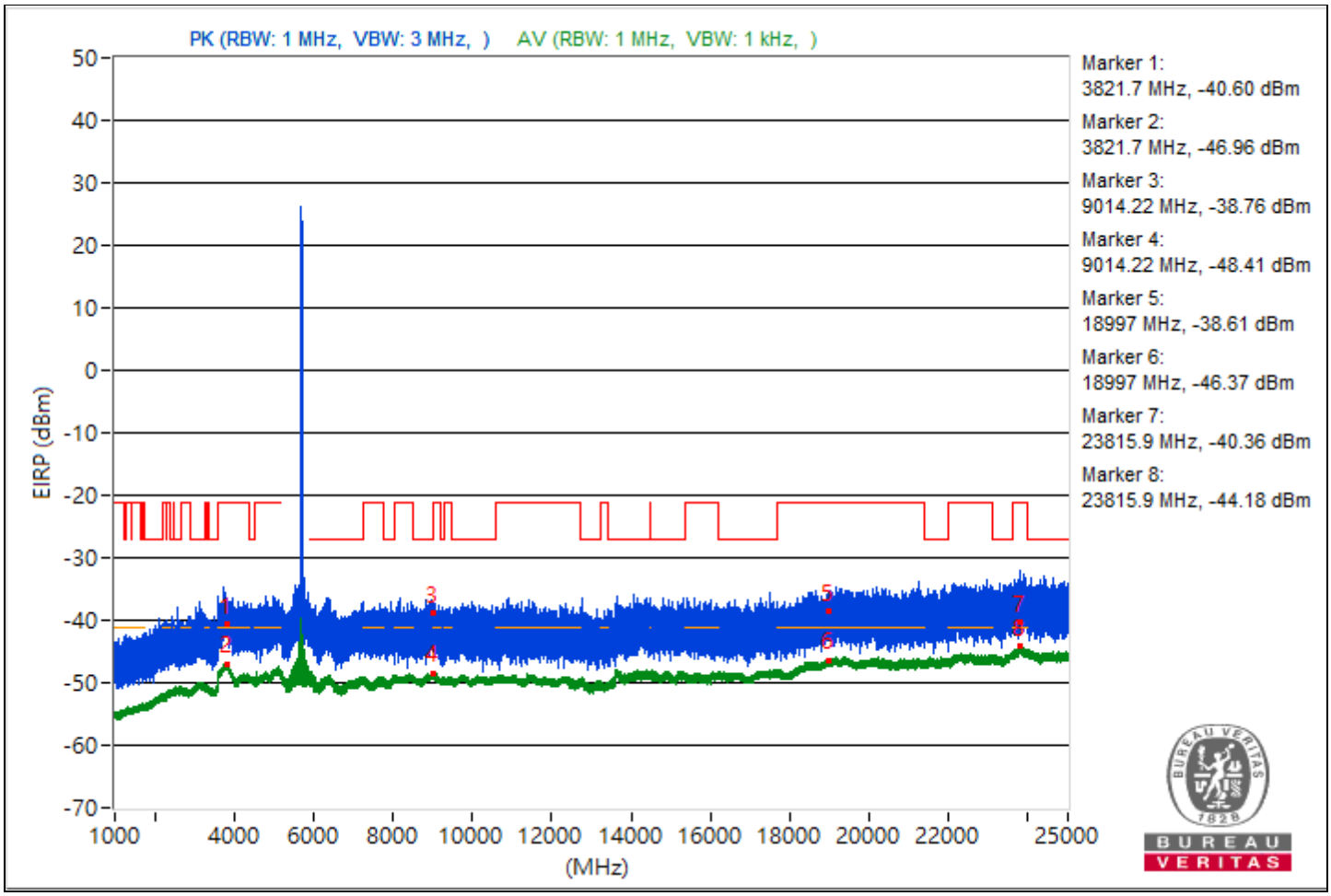

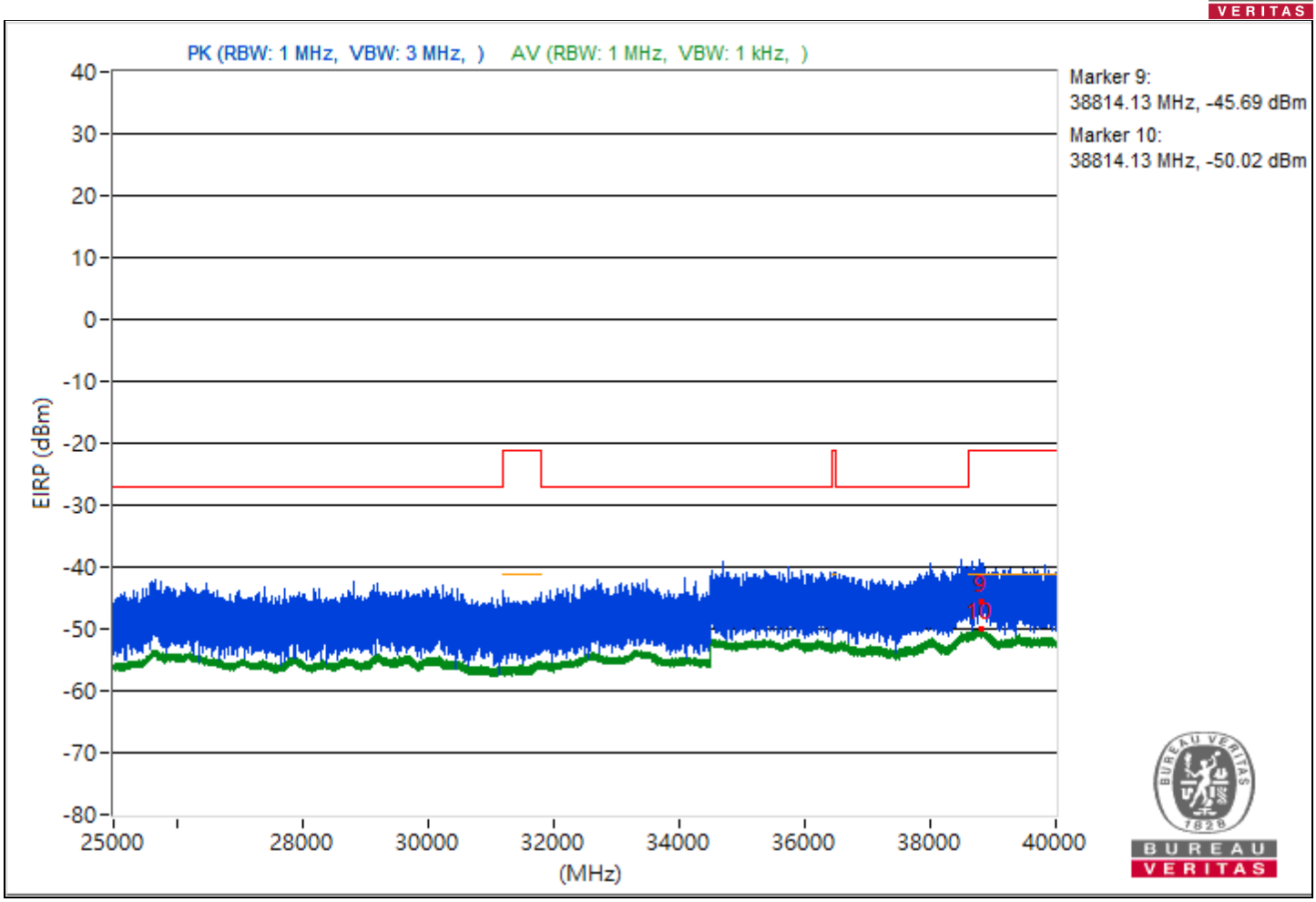
PK (RBW: 1 MHz, VBW: 3 MHz,)
AV (RBW: 1 MHz, VBW: 1 kHz,)
Marker 9:
38814.13 MHz, -45.69 dBm
Marker 10:
38814.13 MHz, -50.02 dBm
EIRP (dBm)
40
30
20
10
0
-10
-20
-30
-40
-50
-60
-70
-80
25000
28000
30000
32000
34000
36000
38000
40000
(MHz)
9
10

RF Mode	802.11a	Channel	CH 144：5720 MHz
Frequency Range	1 GHz ~ 40 GHz	Environmental Conditions	20°C, 60% RH
Tested By	Henry Hsu		

Conducted Unwanted Emissions							
No.	Frequency (MHz)	Emission Level (dBuV/m)	Limit (dBuV/m)	Margin (dB)	Raw Value Chain 0 (dBm)	Correction Factor (dB)	EIRP Level (dBm)
1	3808.48	56.06 PK	74	-17.94	-47.57	8.37	-39.2
2	3808.48	48.39 AV	54	-5.61	-55.24	8.37	-46.87
3	11439.2	52.94 PK	74	-21.06	-50.69	8.37	-42.32
4	11439.2	48.24 AV	54	-5.76	-55.39	8.37	-47.02
5	18955.5	55.87 PK	74	-18.13	-47.76	8.37	-39.39
6	18955.5	48.96 AV	54	-5.04	-54.67	8.37	-46.3
7	23793.1	58.68 PK	74	-15.32	-44.95	8.37	-36.58
8	23793.1	50.99 AV	54	-3.01	-52.64	8.37	-44.27
9	38740.18	49.47 PK	74	-24.53	-54.16	8.37	-45.79
10	38740.18	45.22 AV	54	-8.78	-58.41	8.37	-50.04

Note: Margin value = Emission Level - Limit value

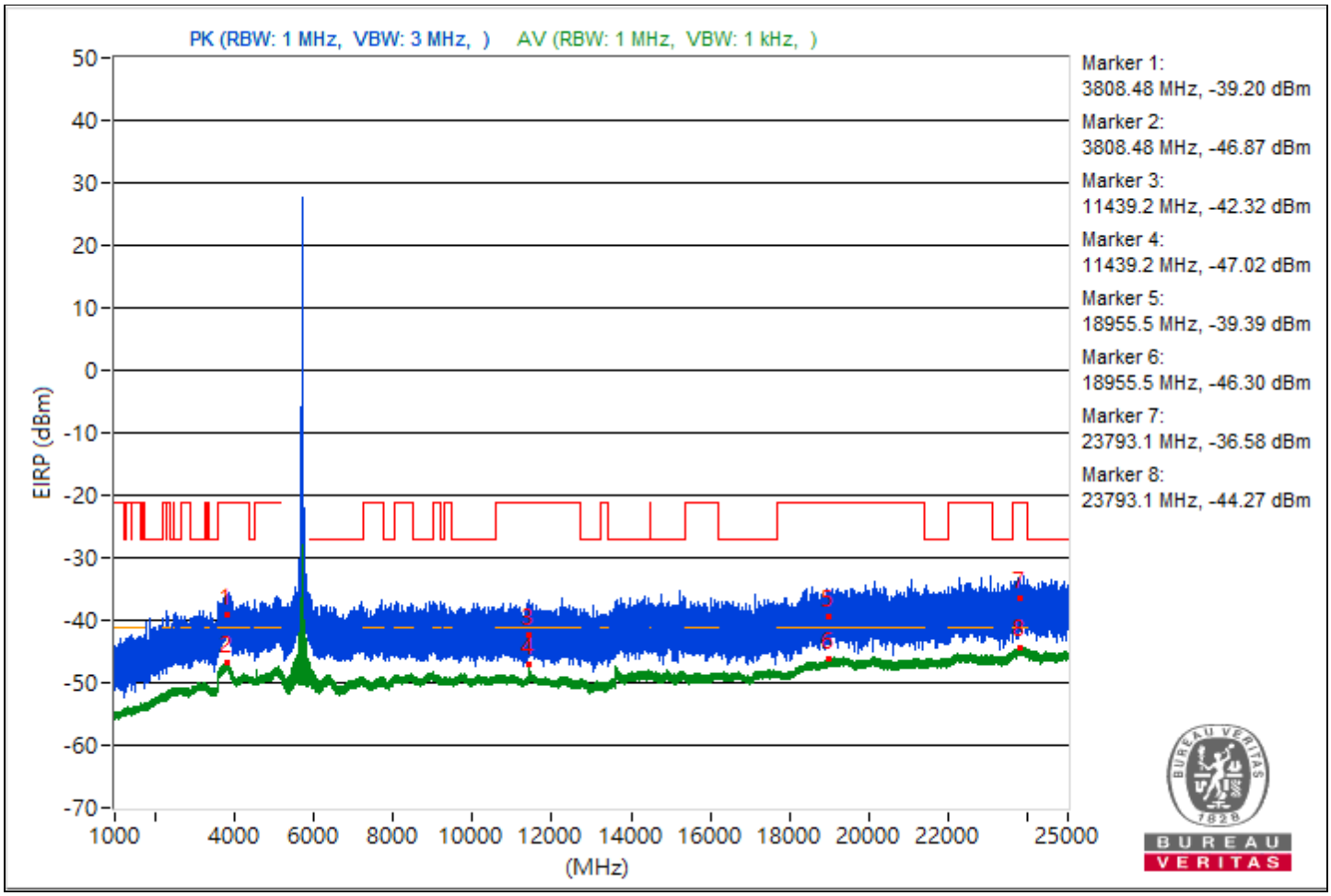

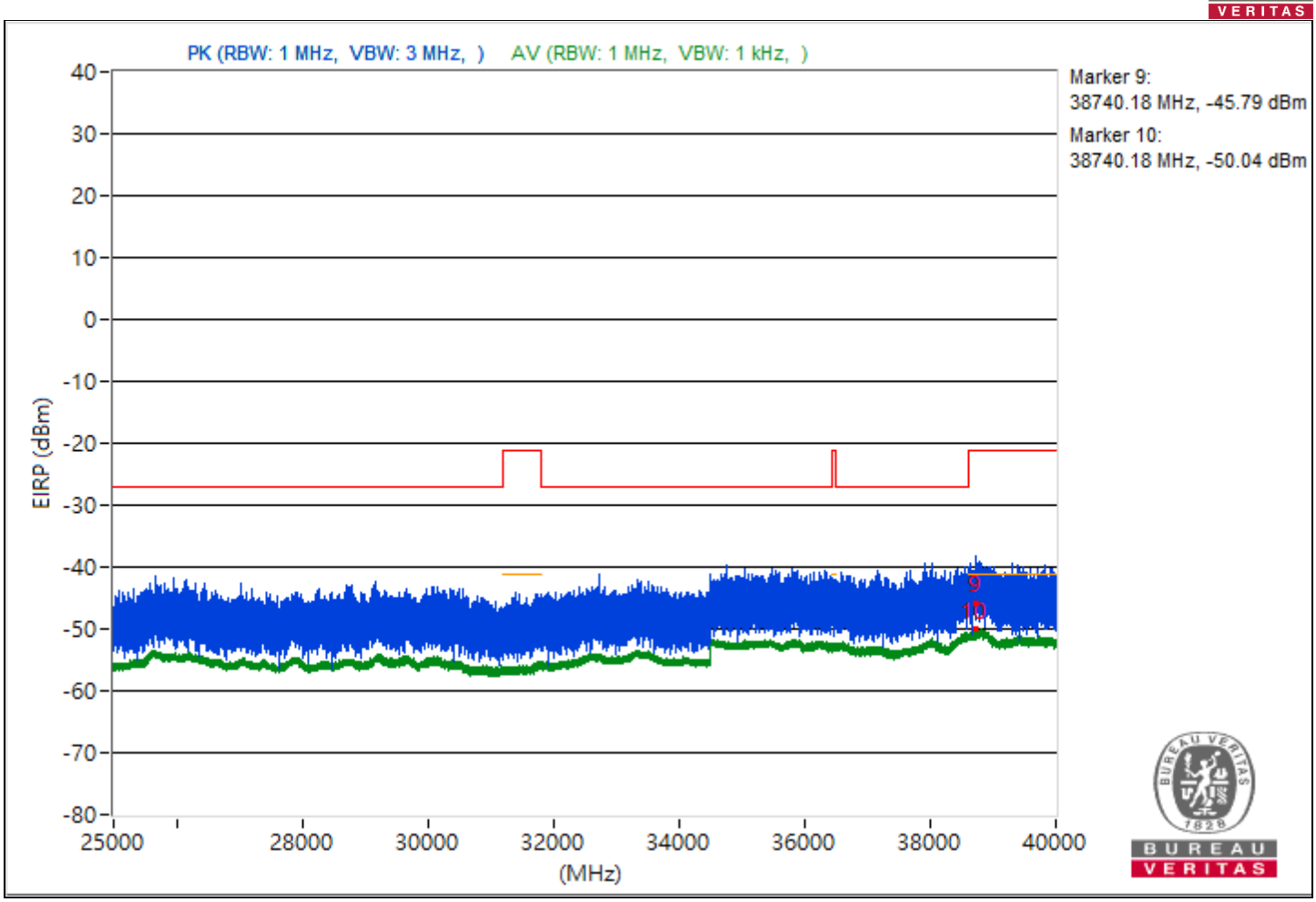
PK (RBW: 1 MHz, VBW: 3 MHz,)
AV (RBW: 1 MHz, VBW: 1 kHz,)
Marker 9:
38740.18 MHz, -45.79 dBm
Marker 10:
38740.18 MHz, -50.04 dBm
EIRP (dBm)
40
30
20
10
0
-10
-20
-30
-40
-50
-60
-70
-80
25000
28000
30000
32000
34000
36000
38000
40000
(MHz)
9
10

RF Mode	802.11a	Channel	CH 149：5745 MHz
Frequency Range	1 GHz ~ 40 GHz	Environmental Conditions	20°C, 60% RH
Tested By	Henry Hsu		

Conducted Unwanted Emissions							
No.	Frequency (MHz)	Emission Level (dBuV/m)	Limit (dBuV/m)	Margin (dB)	Raw Value Chain 0 (dBm)	Correction Factor (dB)	EIRP Level (dBm)
1	3809.41	56.21 PK	74	-17.79	-47.42	8.37	-39.05
2	3809.41	48.34 AV	54	-5.66	-55.29	8.37	-46.92
3	11493.16	57.02 PK	74	-16.98	-46.61	8.37	-38.24
4	11493.16	48.29 AV	54	-5.71	-55.34	8.37	-46.97
5	18934.2	52.26 PK	74	-21.74	-51.37	8.37	-43
6	18934.2	49.04 AV	54	-4.96	-54.59	8.37	-46.22
7	23800.6	57.14 PK	74	-16.86	-46.49	8.37	-38.12
8	23800.6	51.03 AV	54	-2.97	-52.6	8.37	-44.23
9	38823.29	52.2 PK	74	-21.8	-51.43	8.37	-43.06
10	38823.29	45.22 AV	54	-8.78	-58.41	8.37	-50.04

Note: Margin value = Emission Level - Limit value

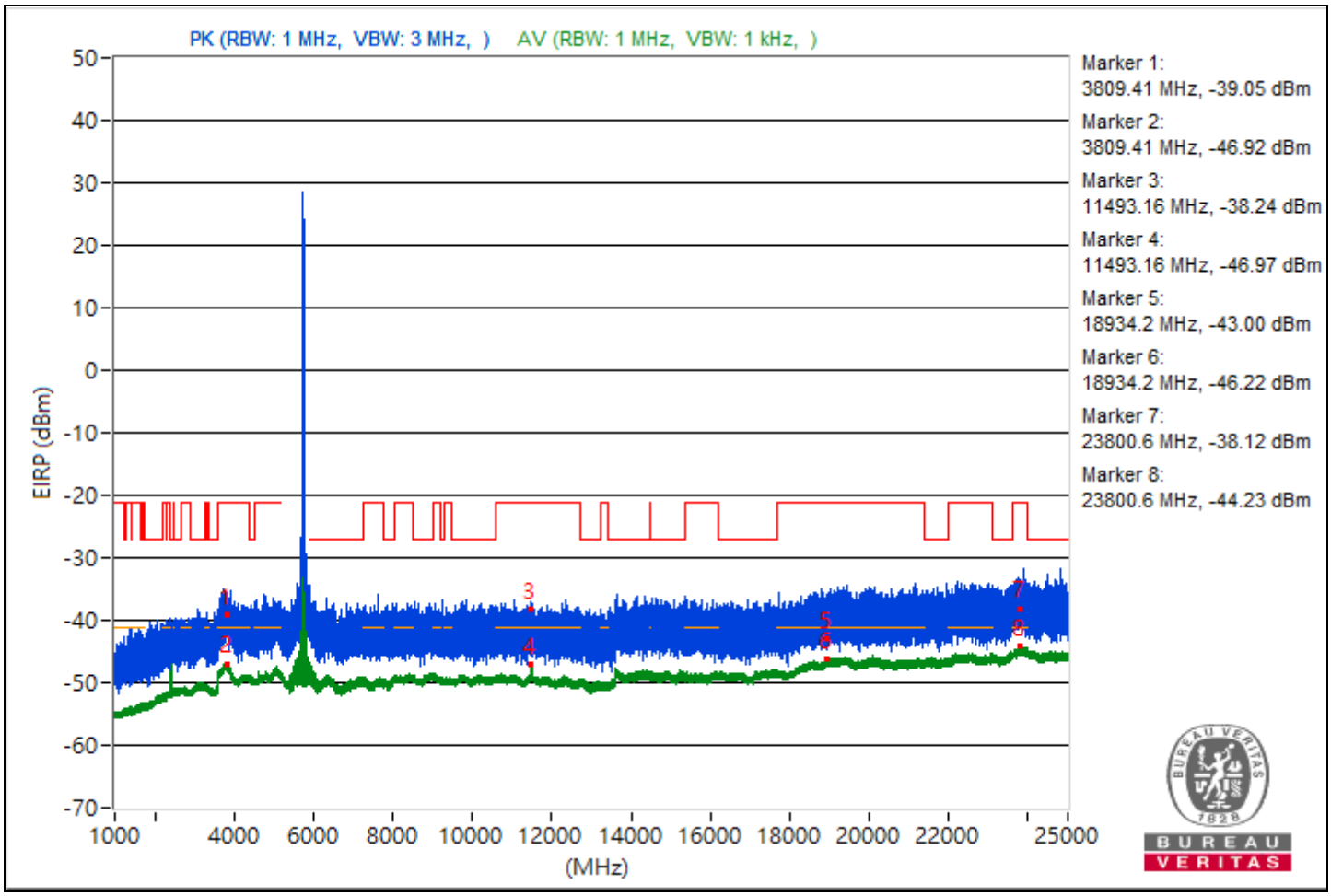

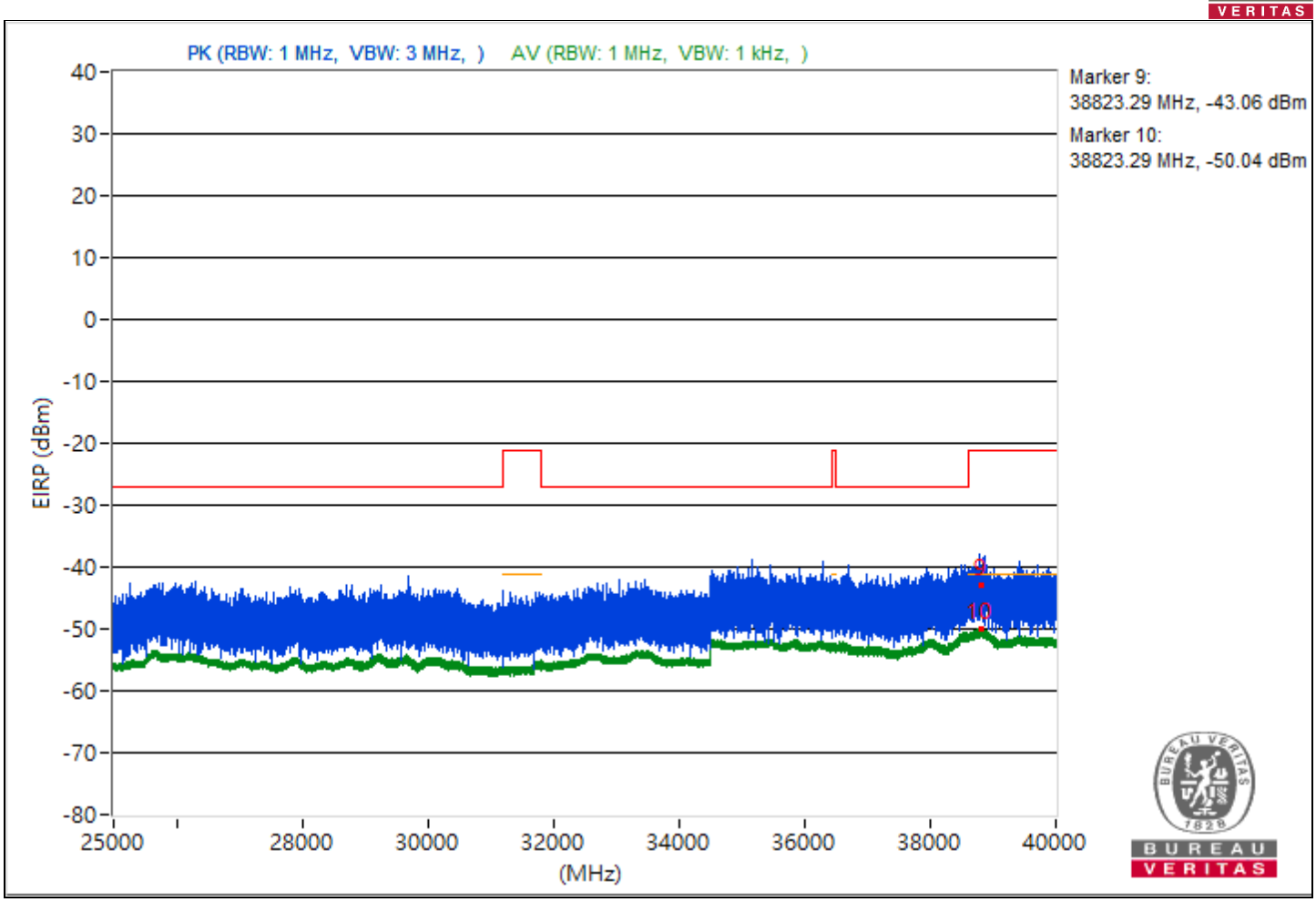
PK (RBW: 1 MHz, VBW: 3 MHz,)
AV (RBW: 1 MHz, VBW: 1 kHz,)
Marker 9:
38823.29 MHz, -43.06 dBm
Marker 10:
38823.29 MHz, -50.04 dBm
EIRP (dBm)
40
30
20
10
0
-10
-20
-30
-40
-50
-60
-70
-80
25000
28000
30000
32000
34000
36000
38000
40000
(MHz)
9
10

RF Mode	802.11a	Channel	CH 157：5785 MHz
Frequency Range	1 GHz ~ 40 GHz	Environmental Conditions	20°C, 60% RH
Tested By	Henry Hsu		

Conducted Unwanted Emissions							
No.	Frequency (MHz)	Emission Level (dBuV/m)	Limit (dBuV/m)	Margin (dB)	Raw Value Chain 0 (dBm)	Correction Factor (dB)	EIRP Level (dBm)
1	3780.79	56.84 PK	74	-17.16	-46.79	8.37	-38.42
2	3780.79	48.51 AV	54	-5.49	-55.12	8.37	-46.75
3	11571.2	55.93 PK	74	-18.07	-47.7	8.37	-39.33
4	11571.2	48.12 AV	54	-5.88	-55.51	8.37	-47.14
5	18999	54.36 PK	74	-19.64	-49.27	8.37	-40.9
6	18999	48.94 AV	54	-5.06	-54.69	8.37	-46.32
7	23845.1	56.86 PK	74	-17.14	-46.77	8.37	-38.4
8	23845.1	50.99 AV	54	-3.01	-52.64	8.37	-44.27
9	38821.87	53.68 PK	74	-20.32	-49.95	8.37	-41.58
10	38821.87	45.2 AV	54	-8.8	-58.43	8.37	-50.06

Note: Margin value = Emission Level - Limit value

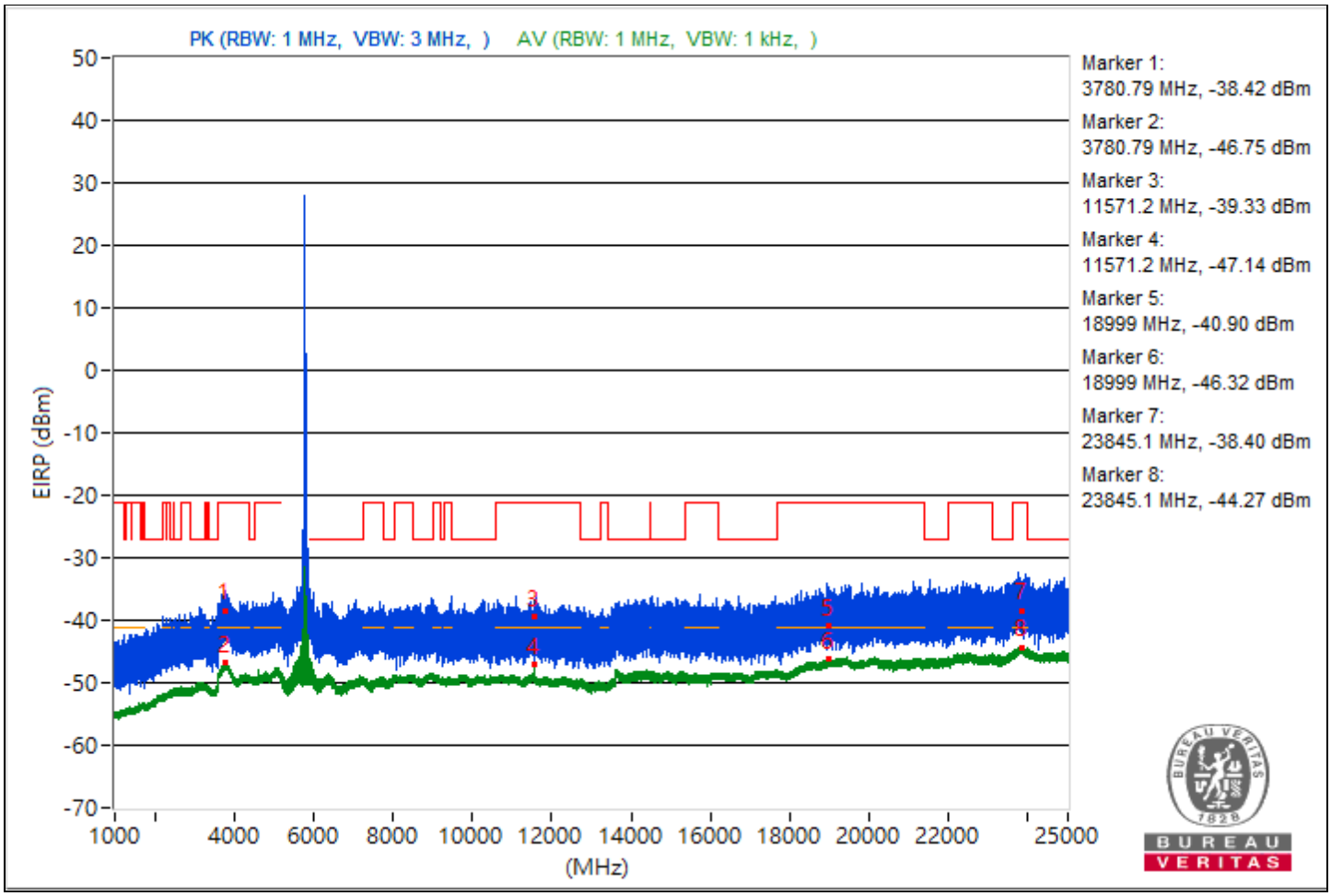

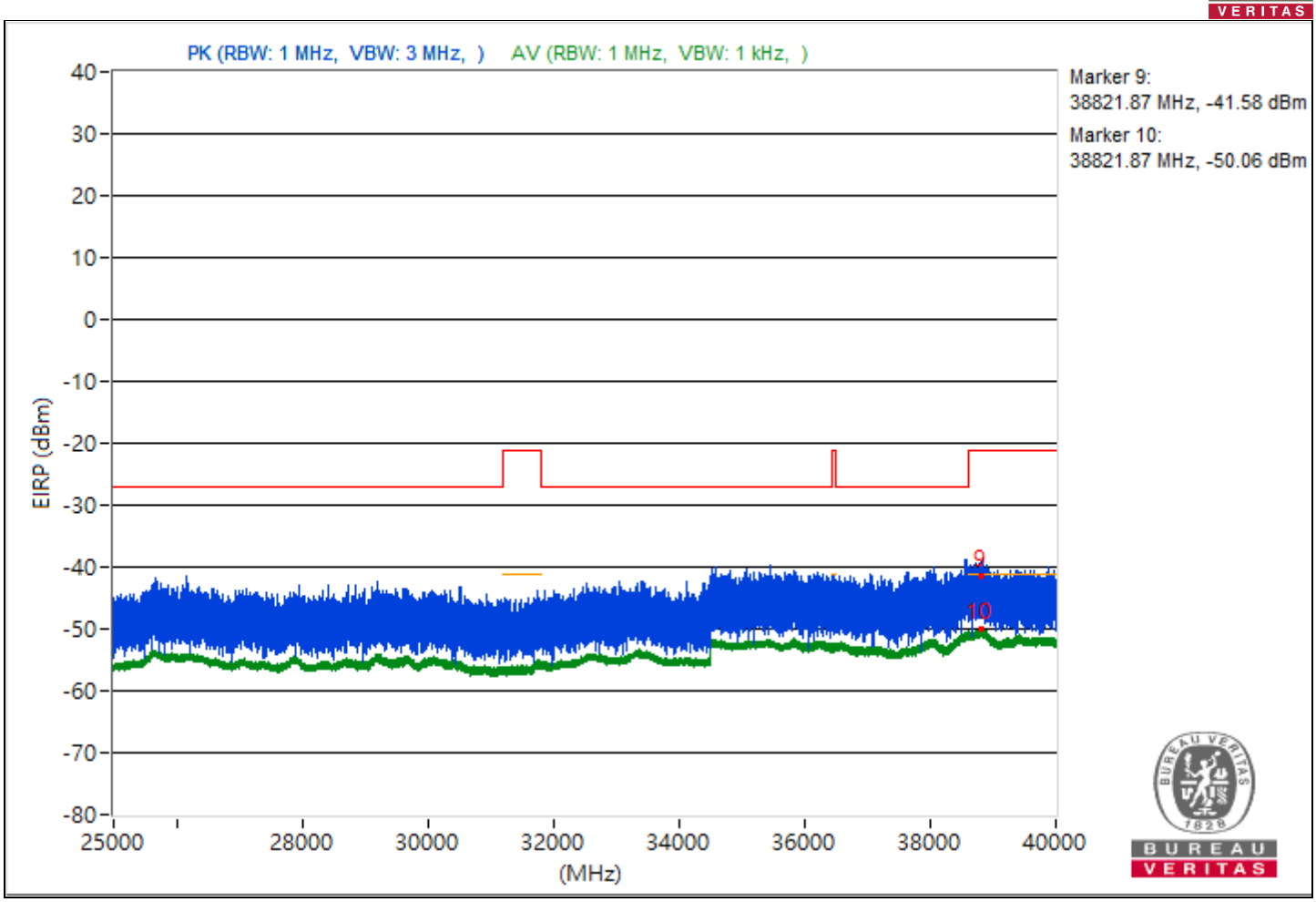
PK (RBW: 1 MHz, VBW: 3 MHz,)
AV (RBW: 1 MHz, VBW: 1 kHz,)
Marker 9:
38821.87 MHz, -41.58 dBm
Marker 10:
38821.87 MHz, -50.06 dBm
EIRP (dBm)
40
30
20
10
0
-10
-20
-30
-40
-50
-60
-70
-80
25000
28000
30000
32000
34000
36000
38000
40000
(MHz)
9
10

RF Mode	802.11a	Channel	CH 165：5825 MHz
Frequency Range	1 GHz ~ 40 GHz	Environmental Conditions	20°C, 60% RH
Tested By	Henry Hsu		

Conducted Unwanted Emissions							
No.	Frequency (MHz)	Emission Level (dBuV/m)	Limit (dBuV/m)	Margin (dB)	Raw Value Chain 0 (dBm)	Correction Factor (dB)	EIRP Level (dBm)
1	3770.68	56.36 PK	74	-17.64	-47.27	8.37	-38.9
2	3770.68	48.43 AV	54	-5.57	-55.2	8.37	-46.83
3	11649.42	55.27 PK	74	-18.73	-48.36	8.37	-39.99
4	11649.42	47.87 AV	54	-6.13	-55.76	8.37	-47.39
5	18973.9	55.65 PK	74	-18.35	-47.98	8.37	-39.61
6	18973.9	49.02 AV	54	-4.98	-54.61	8.37	-46.24
7	23855.9	58.17 PK	74	-15.83	-45.46	8.37	-37.09
8	23855.9	51.02 AV	54	-2.98	-52.61	8.37	-44.24
9	38794.58	51.62 PK	74	-22.38	-52.01	8.37	-43.64
10	38794.58	45.21 AV	54	-8.79	-58.42	8.37	-50.05

Note: Margin value = Emission Level - Limit value

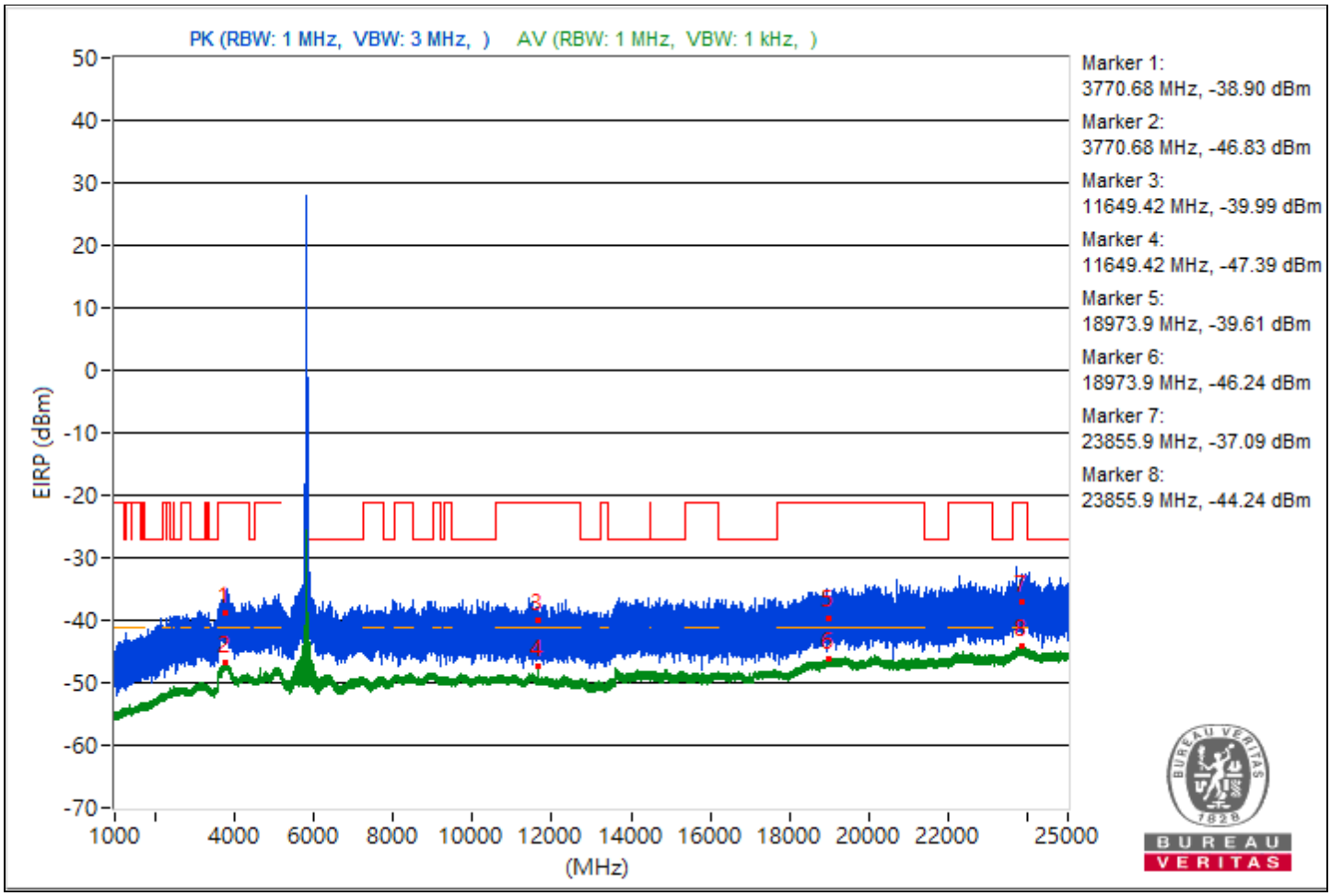

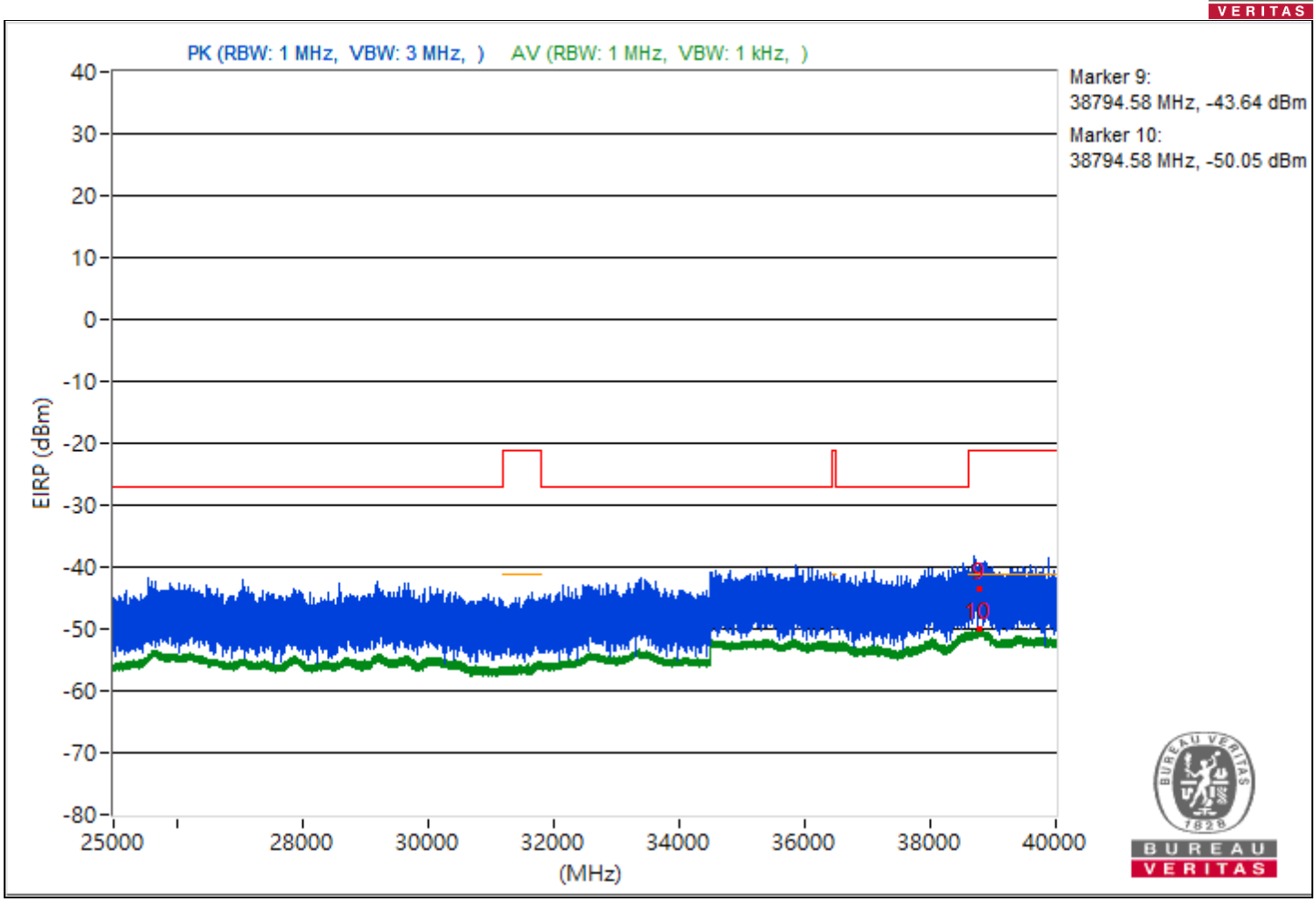
PK (RBW: 1 MHz, VBW: 3 MHz,)
AV (RBW: 1 MHz, VBW: 1 kHz,)
Marker 9:
38794.58 MHz, -43.64 dBm
Marker 10:
38794.58 MHz, -50.05 dBm
EIRP (dBm)
40
30
20
10
0
-10
-20
-30
-40
-50
-60
-70
-80
25000
28000
30000
32000
34000
36000
38000
40000
(MHz)
9
10

1S1T

RF Mode	802.11be (EHT20)	Channel	CH 36：5180 MHz
Frequency Range	1 GHz ~ 40 GHz	Environmental Conditions	20°C, 60% RH
Tested By	Henry Hsu		

Conducted Unwanted Emissions							
No.	Frequency (MHz)	Emission Level (dBuV/m)	Limit (dBuV/m)	Margin (dB)	Raw Value Chain 0 (dBm)	Correction Factor (dB)	EIRP Level (dBm)
1	5099.9	55.08 PK	74	-18.92	-48.55	8.37	-40.18
2	5099.9	50.4 AV	54	-3.6	-53.23	8.37	-44.86
3	9002.49	52.83 PK	74	-21.17	-50.8	8.37	-42.43
4	9002.49	46.88 AV	54	-7.12	-56.75	8.37	-48.38
5	18987.4	55.98 PK	74	-18.02	-47.65	8.37	-39.28
6	18987.4	49.15 AV	54	-4.85	-54.48	8.37	-46.11
7	23809.3	55.74 PK	74	-18.26	-47.89	8.37	-39.52
8	23809.3	51.13 AV	54	-2.87	-52.5	8.37	-44.13
9	38807.82	51.92 PK	74	-22.08	-51.71	8.37	-43.34
10	38807.82	45.18 AV	54	-8.82	-58.45	8.37	-50.08

Note: Margin value = Emission Level - Limit value

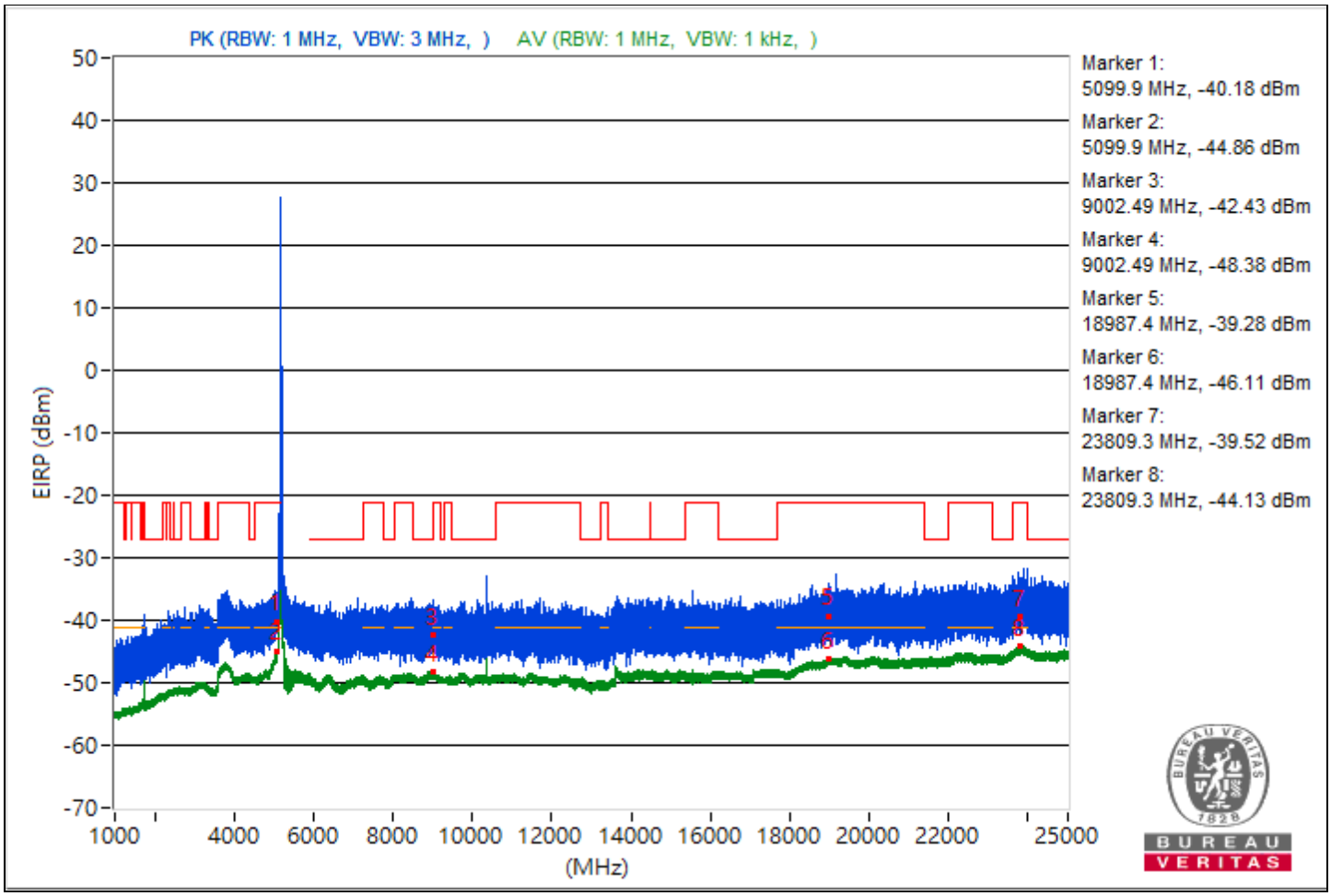

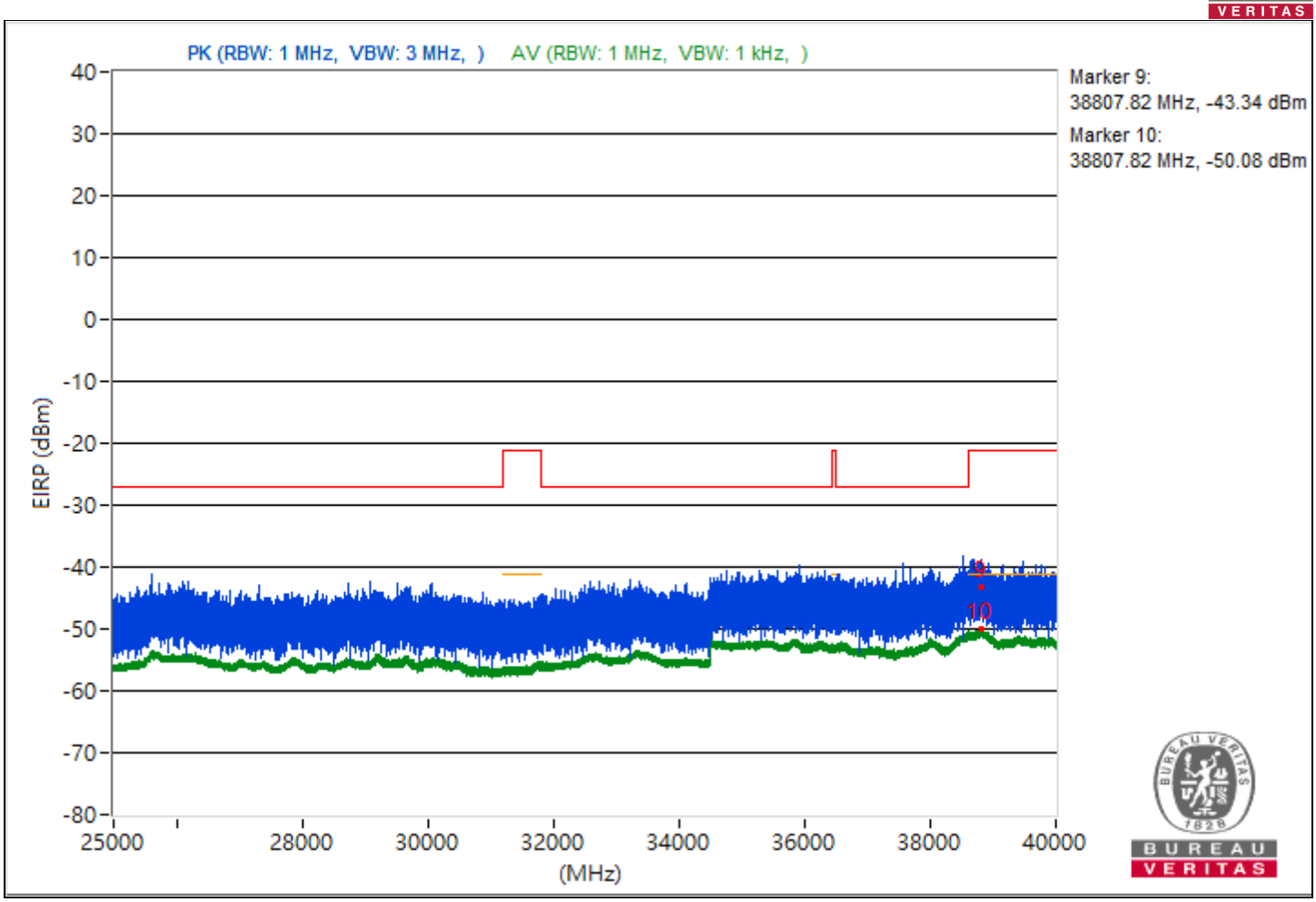
PK (RBW: 1 MHz, VBW: 3 MHz,)
AV (RBW: 1 MHz, VBW: 1 kHz,)
Marker 9:
38807.82 MHz, -43.34 dBm
Marker 10:
38807.82 MHz, -50.08 dBm
EIRP (dBm)
40
30
20
10
0
-10
-20
-30
-40
-50
-60
-70
-80
25000
28000
30000
32000
34000
36000
38000
40000
(MHz)
10

RF Mode	802.11be (EHT20)	Channel	CH 40：5200 MHz
Frequency Range	1 GHz ~ 40 GHz	Environmental Conditions	20°C, 60% RH
Tested By	Henry Hsu		

Conducted Unwanted Emissions							
No.	Frequency (MHz)	Emission Level (dBuV/m)	Limit (dBuV/m)	Margin (dB)	Raw Value Chain 0 (dBm)	Correction Factor (dB)	EIRP Level (dBm)
1	5099.04	57.36 PK	74	-16.64	-46.27	8.37	-37.9
2	5099.04	50.75 AV	54	-3.25	-52.88	8.37	-44.51
3	9003.56	56.42 PK	74	-17.58	-47.21	8.37	-38.84
4	9003.56	46.92 AV	54	-7.08	-56.71	8.37	-48.34
5	18961.7	55.66 PK	74	-18.34	-47.97	8.37	-39.6
6	18961.7	49.06 AV	54	-4.94	-54.57	8.37	-46.2
7	23803.4	59.1 PK	74	-14.9	-44.53	8.37	-36.16
8	23803.4	51.15 AV	54	-2.85	-52.48	8.37	-44.11
9	38814.04	50.88 PK	74	-23.12	-52.75	8.37	-44.38
10	38814.04	45.09 AV	54	-8.91	-58.54	8.37	-50.17

Note: Margin value = Emission Level - Limit value

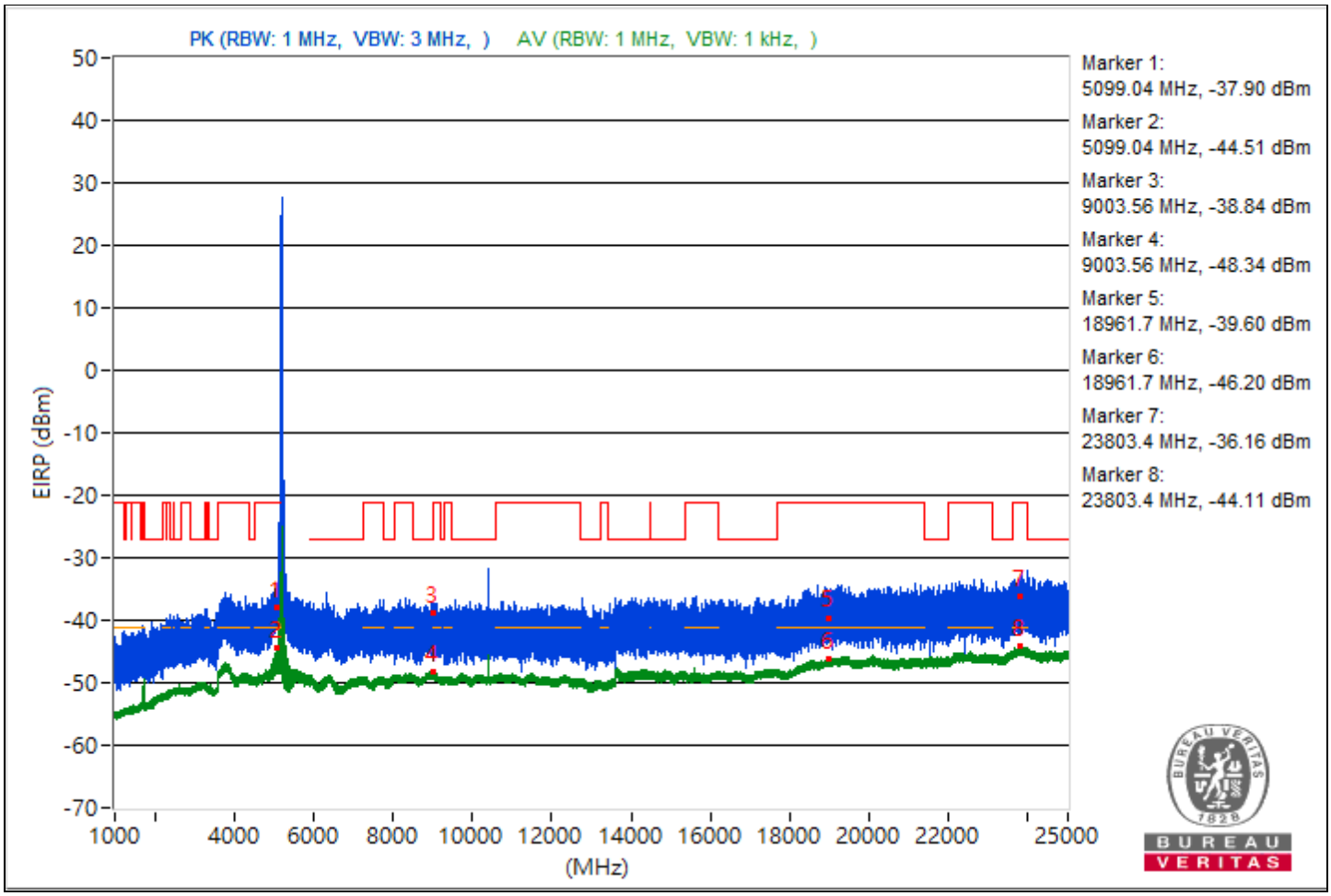

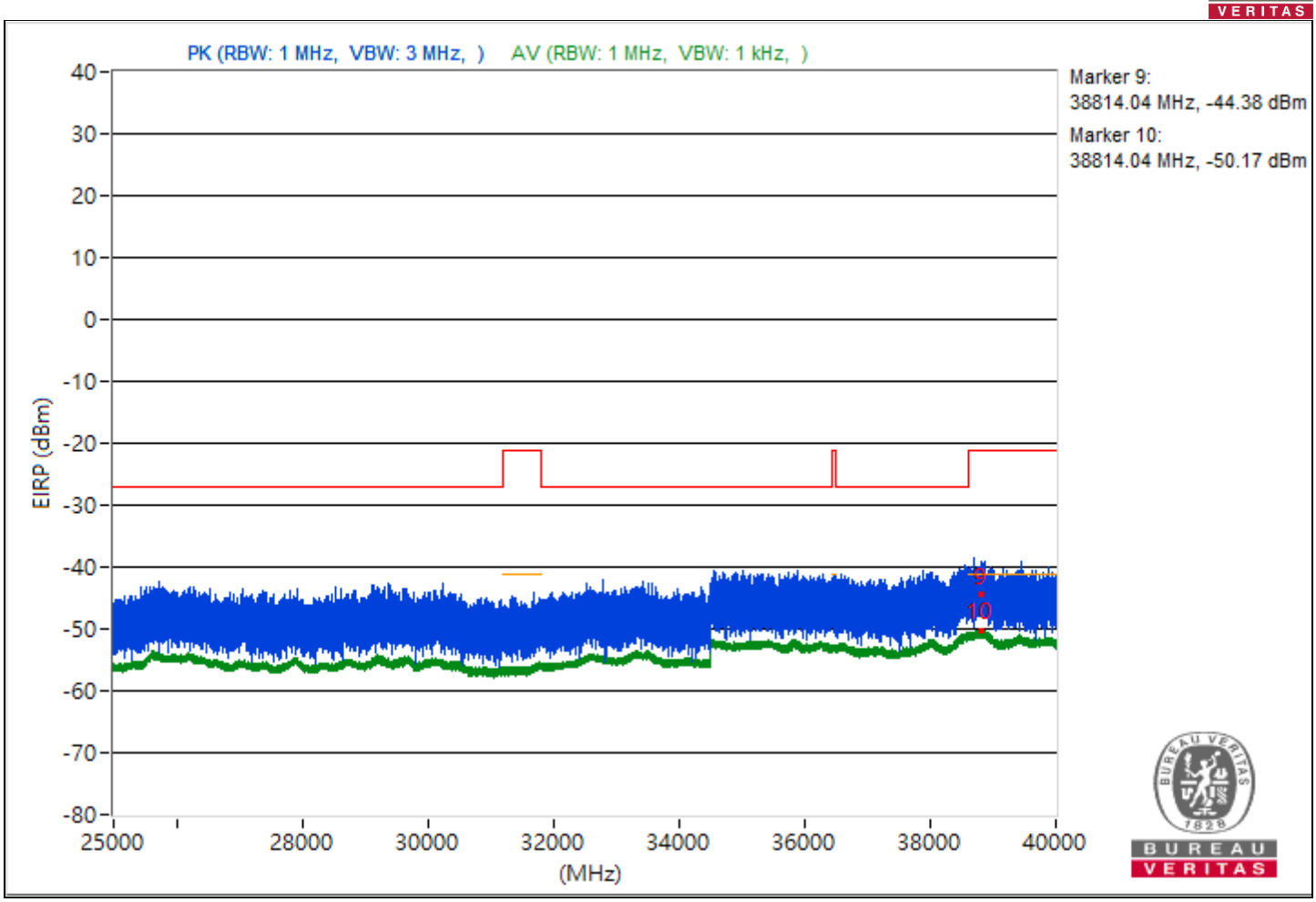
PK (RBW: 1 MHz, VBW: 3 MHz,)
AV (RBW: 1 MHz, VBW: 1 kHz,)
Marker 9:
38814.04 MHz, -44.38 dBm
Marker 10:
38814.04 MHz, -50.17 dBm
EIRP (dBm)
40
30
20
10
0
-10
-20
-30
-40
-50
-60
-70
-80
25000
28000
30000
32000
34000
36000
38000
40000
(MHz)
9
10

RF Mode	802.11be (EHT20)	Channel	CH 48：5240 MHz
Frequency Range	1 GHz ~ 40 GHz	Environmental Conditions	20°C, 60% RH
Tested By	Henry Hsu		

Conducted Unwanted Emissions							
No.	Frequency (MHz)	Emission Level (dBuV/m)	Limit (dBuV/m)	Margin (dB)	Raw Value Chain 0 (dBm)	Correction Factor (dB)	EIRP Level (dBm)
1	5095.47	58.54 PK	74	-15.46	-45.09	8.37	-36.72
2	5095.47	50.13 AV	54	-3.87	-53.5	8.37	-45.13
3	9005.78	56.23 PK	74	-17.77	-47.4	8.37	-39.03
4	9005.78	46.96 AV	54	-7.04	-56.67	8.37	-48.3
5	18978.1	56.52 PK	74	-17.48	-47.11	8.37	-38.74
6	18978.1	49.17 AV	54	-4.83	-54.46	8.37	-46.09
7	23860.9	57.32 PK	74	-16.68	-46.31	8.37	-37.94
8	23860.9	51.3 AV	54	-2.7	-52.33	8.37	-43.96
9	38818.4	51.22 PK	74	-22.78	-52.41	8.37	-44.04
10	38818.4	45.25 AV	54	-8.75	-58.38	8.37	-50.01

Note: Margin value = Emission Level - Limit value

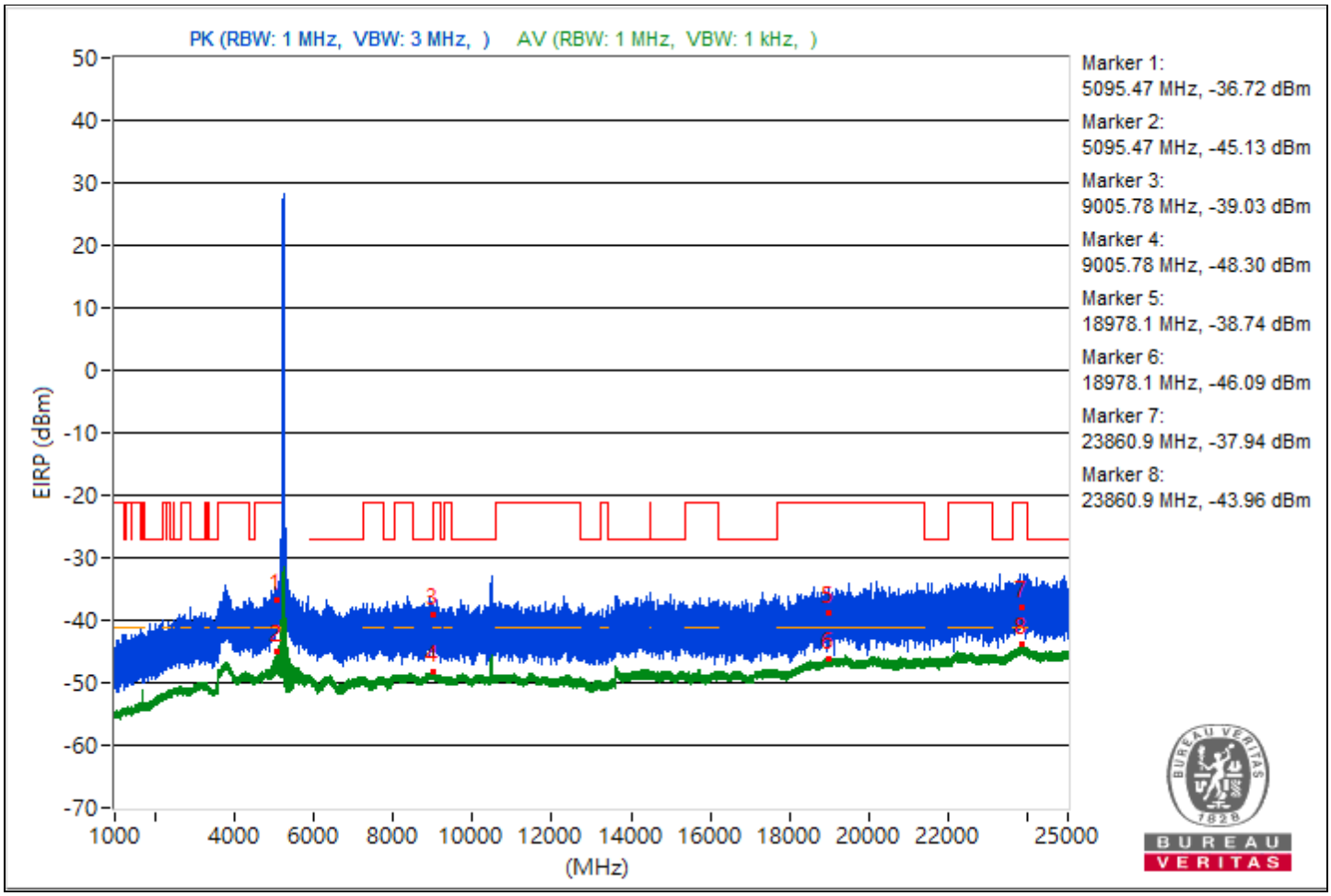

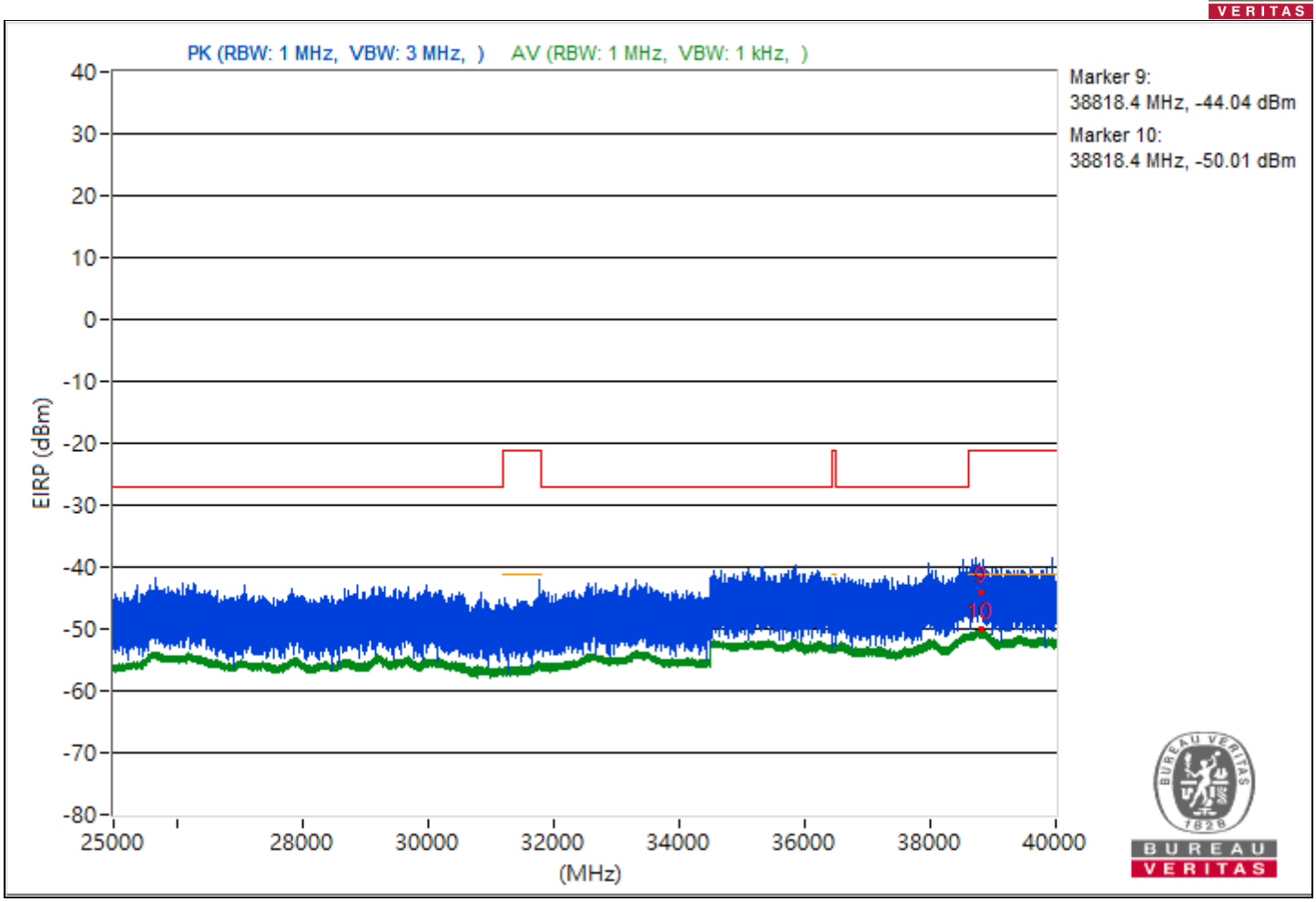
PK (RBW: 1 MHz, VBW: 3 MHz,)
AV (RBW: 1 MHz, VBW: 1 kHz,)
Marker 9:
38818.4 MHz, -44.04 dBm
Marker 10:
38818.4 MHz, -50.01 dBm
EIRP (dBm)
40
30
20
10
0
-10
-20
-30
-40
-50
-60
-70
-80
25000
28000
30000
32000
34000
36000
38000
40000
(MHz)
9
10

RF Mode	802.11be (EHT20)	Channel	CH 52：5260 MHz
Frequency Range	1 GHz ~ 40 GHz	Environmental Conditions	20°C, 60% RH
Tested By	Henry Hsu		

Conducted Unwanted Emissions							
No.	Frequency (MHz)	Emission Level (dBuV/m)	Limit (dBuV/m)	Margin (dB)	Raw Value Chain 0 (dBm)	Correction Factor (dB)	EIRP Level (dBm)
1	5097.1	55.58 PK	74	-18.42	-48.05	8.37	-39.68
2	5097.1	49.88 AV	54	-4.12	-53.75	8.37	-45.38
3	8415.82	54.67 PK	74	-19.33	-48.96	8.37	-40.59
4	8415.82	46.92 AV	54	-7.08	-56.71	8.37	-48.34
5	18946.8	55 PK	74	-19	-48.63	8.37	-40.26
6	18946.8	49 AV	54	-5	-54.63	8.37	-46.26
7	23820.7	58.36 PK	74	-15.64	-45.27	8.37	-36.9
8	23820.7	51.44 AV	54	-2.56	-52.19	8.37	-43.82
9	38784.44	52.23 PK	74	-21.77	-51.4	8.37	-43.03
10	38784.44	45.14 AV	54	-8.86	-58.49	8.37	-50.12

Note: Margin value = Emission Level - Limit value

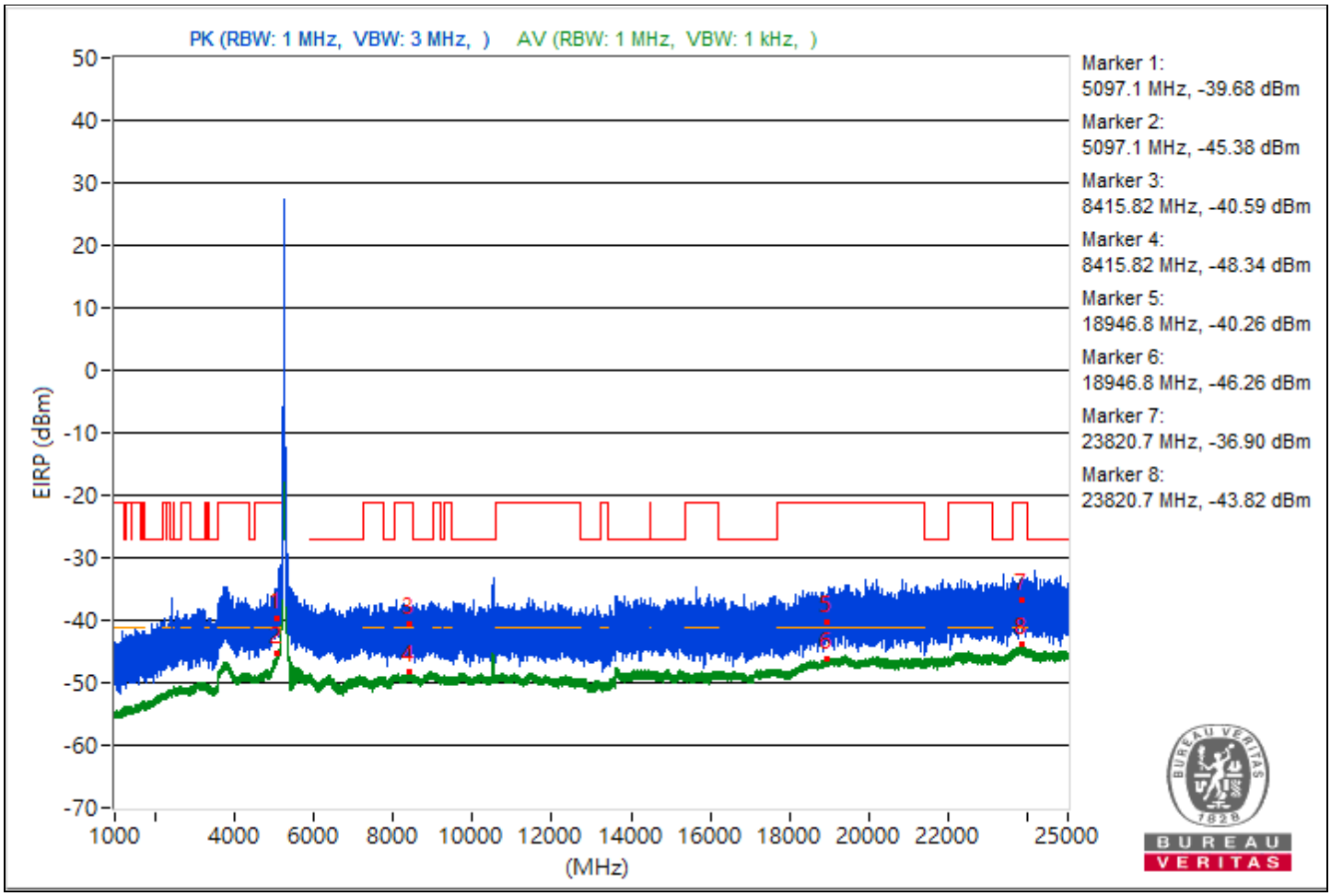

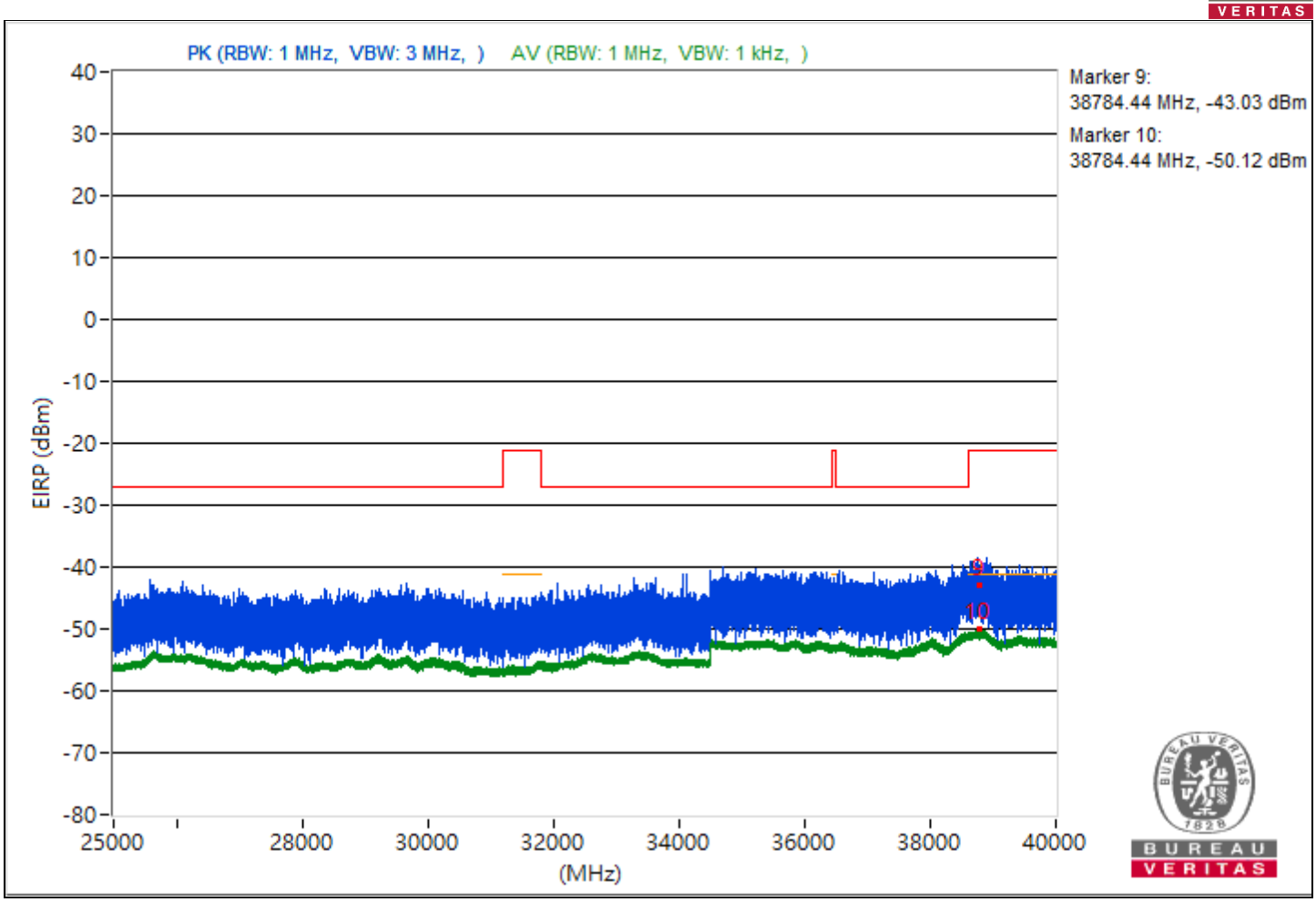
PK (RBW: 1 MHz, VBW: 3 MHz,)
AV (RBW: 1 MHz, VBW: 1 kHz,)
Marker 9:
38784.44 MHz, -43.03 dBm
Marker 10:
38784.44 MHz, -50.12 dBm
EIRP (dBm)
40
30
20
10
0
-10
-20
-30
-40
-50
-60
-70
-80
25000
28000
30000
32000
34000
36000
38000
40000
(MHz)
9
10

RF Mode	802.11be (EHT20)	Channel	CH 60：5300 MHz
Frequency Range	1 GHz ~ 40 GHz	Environmental Conditions	20°C, 60% RH
Tested By	Henry Hsu		

Conducted Unwanted Emissions							
No.	Frequency (MHz)	Emission Level (dBuV/m)	Limit (dBuV/m)	Margin (dB)	Raw Value Chain 0 (dBm)	Correction Factor (dB)	EIRP Level (dBm)
1	5090.02	55.5 PK	74	-18.5	-48.13	8.37	-39.76
2	5090.02	48.97 AV	54	-5.03	-54.66	8.37	-46.29
3	10600.09	59.11 PK	74	-14.89	-44.52	8.37	-36.15
4	10600.09	50.26 AV	54	-3.74	-53.37	8.37	-45
5	18939.6	54.92 PK	74	-19.08	-48.71	8.37	-40.34
6	18939.6	49.02 AV	54	-4.98	-54.61	8.37	-46.24
7	23793.3	58.3 PK	74	-15.7	-45.33	8.37	-36.96
8	23793.3	51.26 AV	54	-2.74	-52.37	8.37	-44
9	38801.07	48 PK	74	-26	-55.63	8.37	-47.26
10	38801.07	45.49 AV	54	-8.51	-58.14	8.37	-49.77

Note: Margin value = Emission Level - Limit value

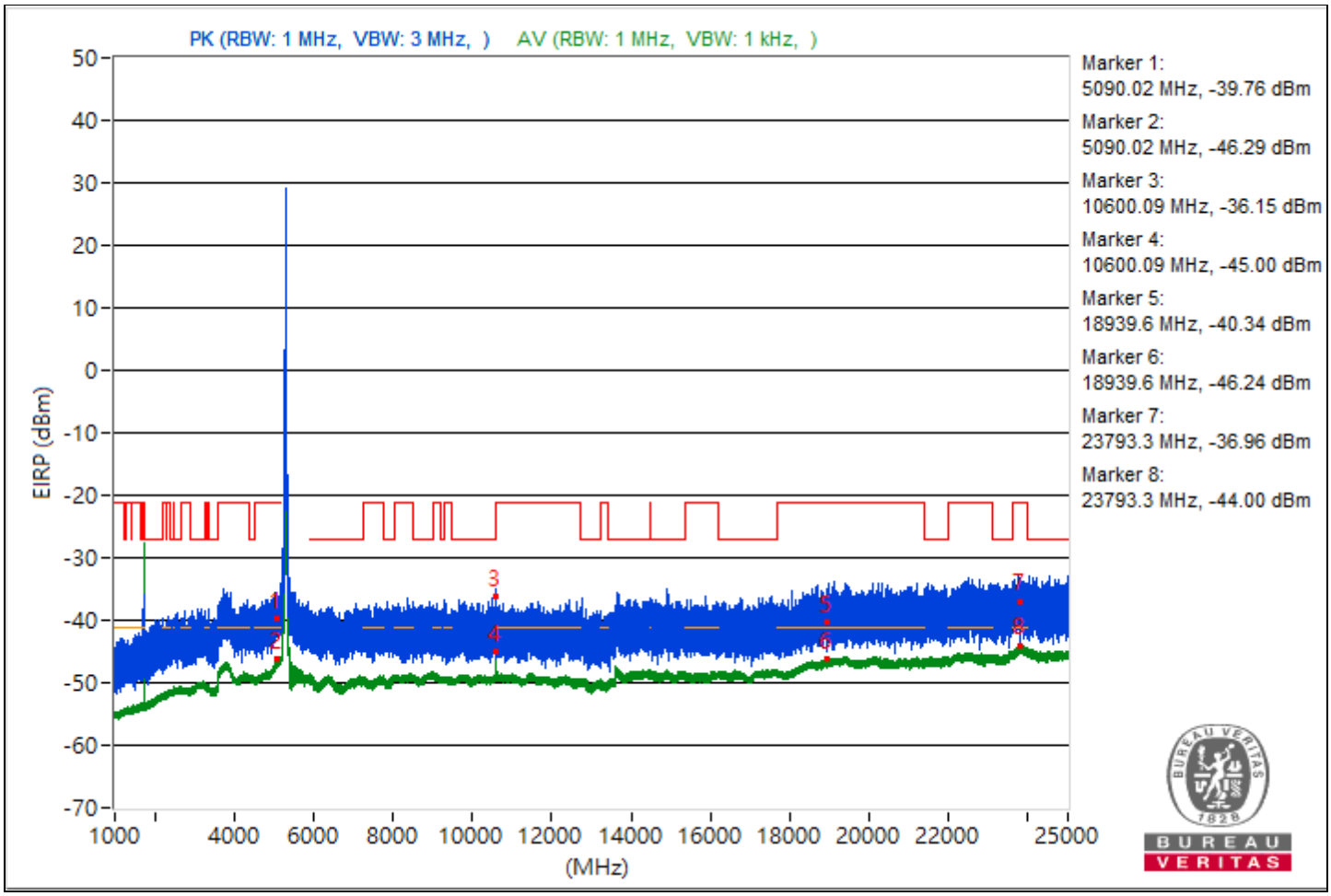

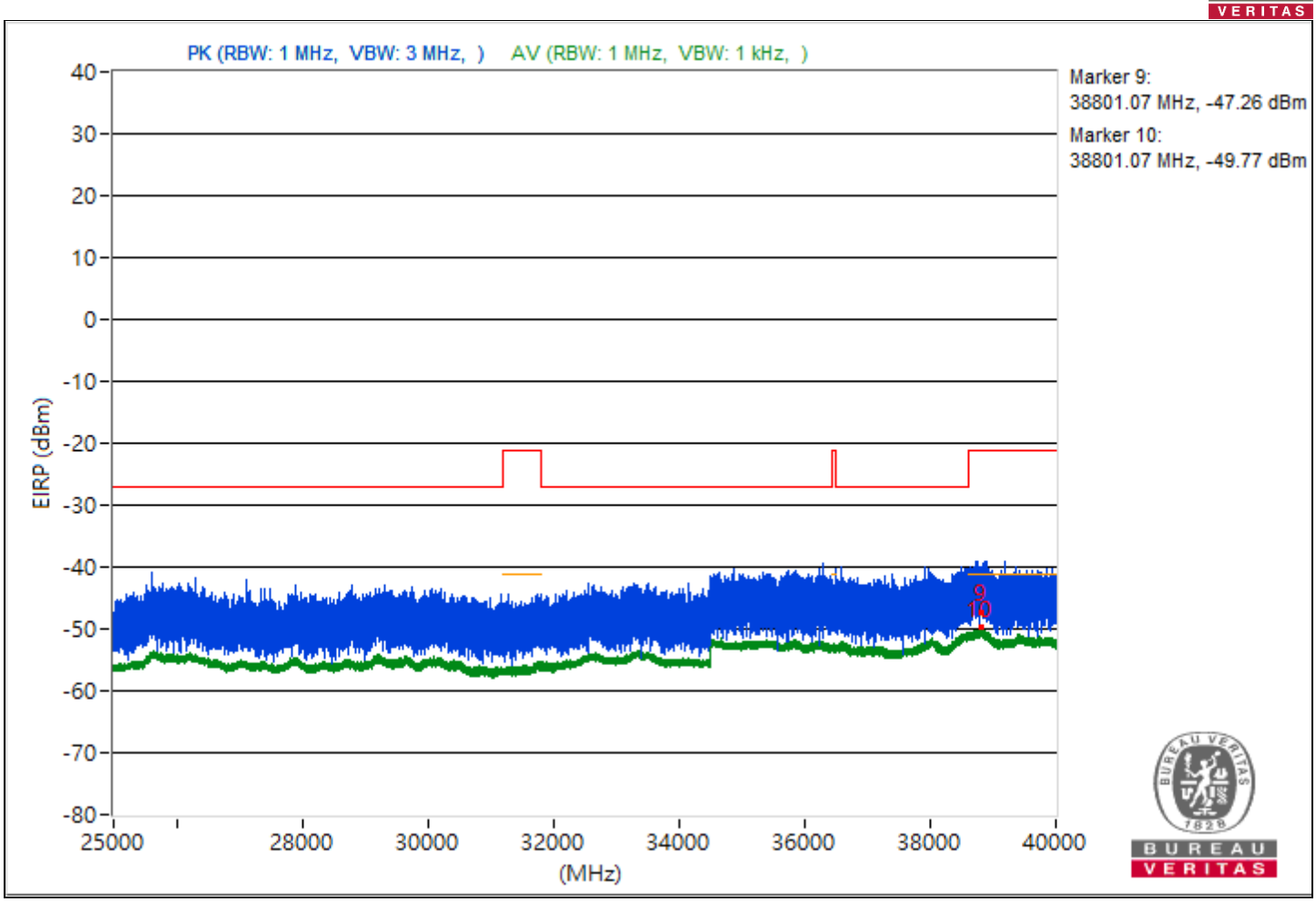
PK (RBW: 1 MHz, VBW: 3 MHz,)
AV (RBW: 1 MHz, VBW: 1 kHz,)
Marker 9:
38801.07 MHz, -47.26 dBm
Marker 10:
38801.07 MHz, -49.77 dBm
EIRP (dBm)
40
30
20
10
0
-10
-20
-30
-40
-50
-60
-70
-80
25000
28000
30000
32000
34000
36000
38000
40000
(MHz)
9
10

RF Mode	802.11be (EHT20)	Channel	CH 64：5320 MHz
Frequency Range	1 GHz ~ 40 GHz	Environmental Conditions	20°C, 60% RH
Tested By	Henry Hsu		

Conducted Unwanted Emissions							
No.	Frequency (MHz)	Emission Level (dBuV/m)	Limit (dBuV/m)	Margin (dB)	Raw Value Chain 0 (dBm)	Correction Factor (dB)	EIRP Level (dBm)
1	5099.51	56.35 PK	74	-17.65	-47.28	8.37	-38.91
2	5099.51	48.82 AV	54	-5.18	-54.81	8.37	-46.44
3	10639.91	56.68 PK	74	-17.32	-46.95	8.37	-38.58
4	10639.91	49.99 AV	54	-4.01	-53.64	8.37	-45.27
5	18995.8	53.68 PK	74	-20.32	-49.95	8.37	-41.58
6	18995.8	49.02 AV	54	-4.98	-54.61	8.37	-46.24
7	23841.9	57.57 PK	74	-16.43	-46.06	8.37	-37.69
8	23841.9	51.14 AV	54	-2.86	-52.49	8.37	-44.12
9	38803.56	51.22 PK	74	-22.78	-52.41	8.37	-44.04
10	38803.56	45.18 AV	54	-8.82	-58.45	8.37	-50.08

Note: Margin value = Emission Level - Limit value

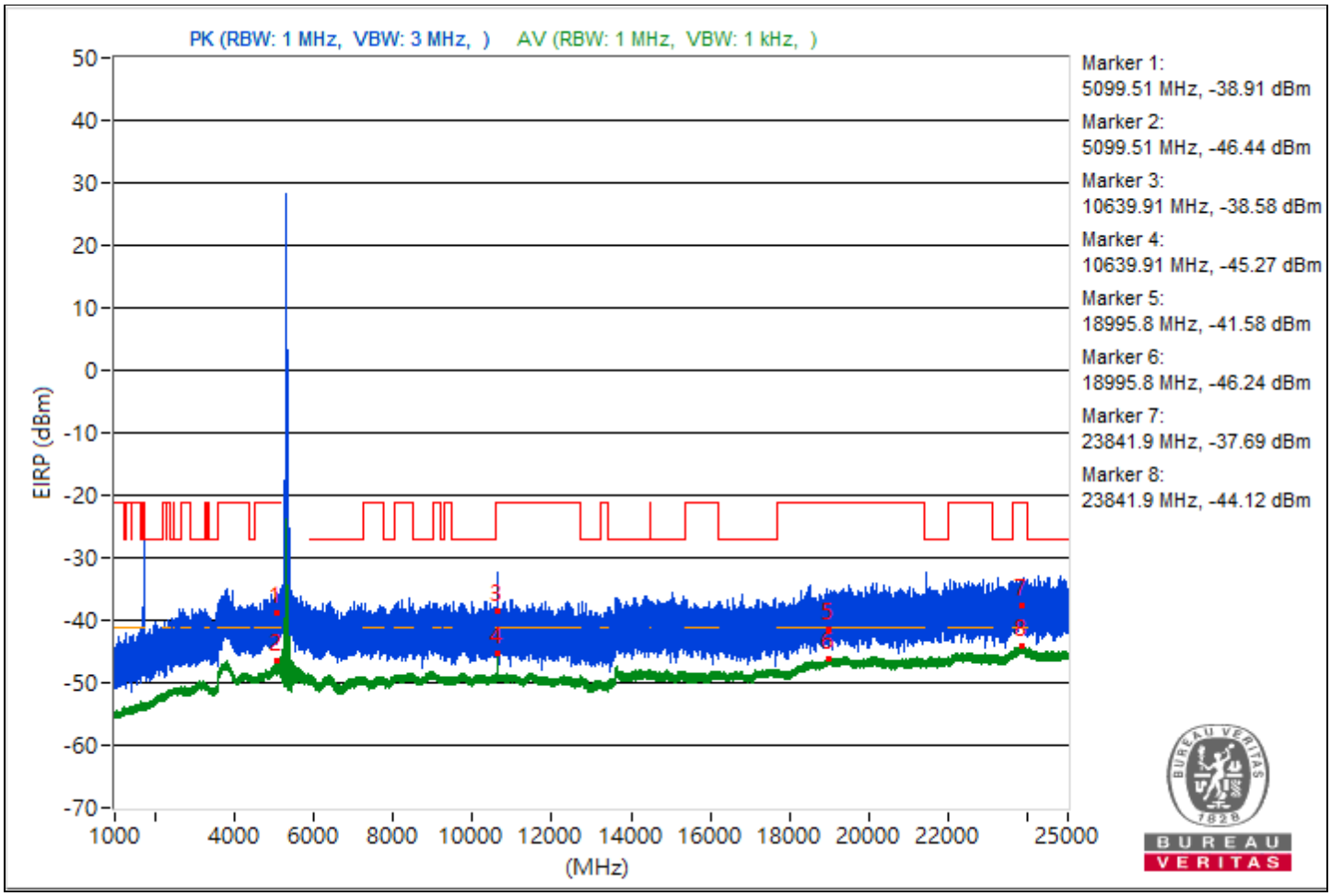

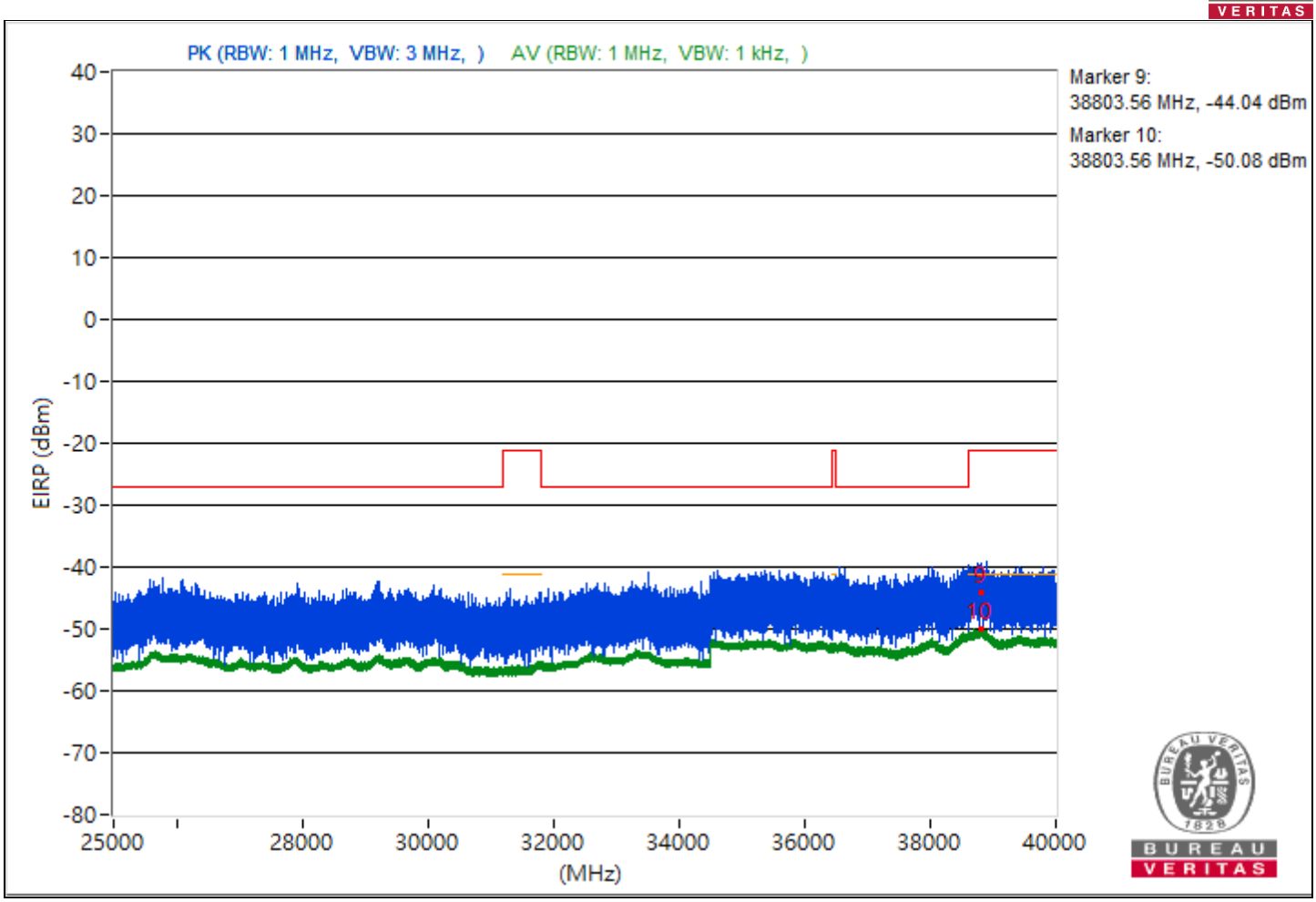
PK (RBW: 1 MHz, VBW: 3 MHz,)
AV (RBW: 1 MHz, VBW: 1 kHz,)
Marker 9:
38803.56 MHz, -44.04 dBm
Marker 10:
38803.56 MHz, -50.08 dBm
EIRP (dBm)
40
30
20
10
0
-10
-20
-30
-40
-50
-60
-70
-80
25000
28000
30000
32000
34000
36000
38000
40000
(MHz)
9
10

RF Mode	802.11be (EHT20)	Channel	CH 100：5500 MHz
Frequency Range	1 GHz ~ 40 GHz	Environmental Conditions	20°C, 60% RH
Tested By	Henry Hsu		

Conducted Unwanted Emissions							
No.	Frequency (MHz)	Emission Level (dBuV/m)	Limit (dBuV/m)	Margin (dB)	Raw Value Chain 0 (dBm)	Correction Factor (dB)	EIRP Level (dBm)
1	3791.76	57.65 PK	74	-16.35	-45.98	8.37	-37.61
2	3791.76	48.57 AV	54	-5.43	-55.06	8.37	-46.69
3	10997.87	54.88 PK	74	-19.12	-48.75	8.37	-40.38
4	10997.87	47.74 AV	54	-6.26	-55.89	8.37	-47.52
5	18988.6	53.33 PK	74	-20.67	-50.3	8.37	-41.93
6	18988.6	49.02 AV	54	-4.98	-54.61	8.37	-46.24
7	23807.7	58.04 PK	74	-15.96	-45.59	8.37	-37.22
8	23807.7	51.18 AV	54	-2.82	-52.45	8.37	-44.08
9	38803.02	50.77 PK	74	-23.23	-52.86	8.37	-44.49
10	38803.02	45.14 AV	54	-8.86	-58.49	8.37	-50.12

Note: Margin value = Emission Level - Limit value

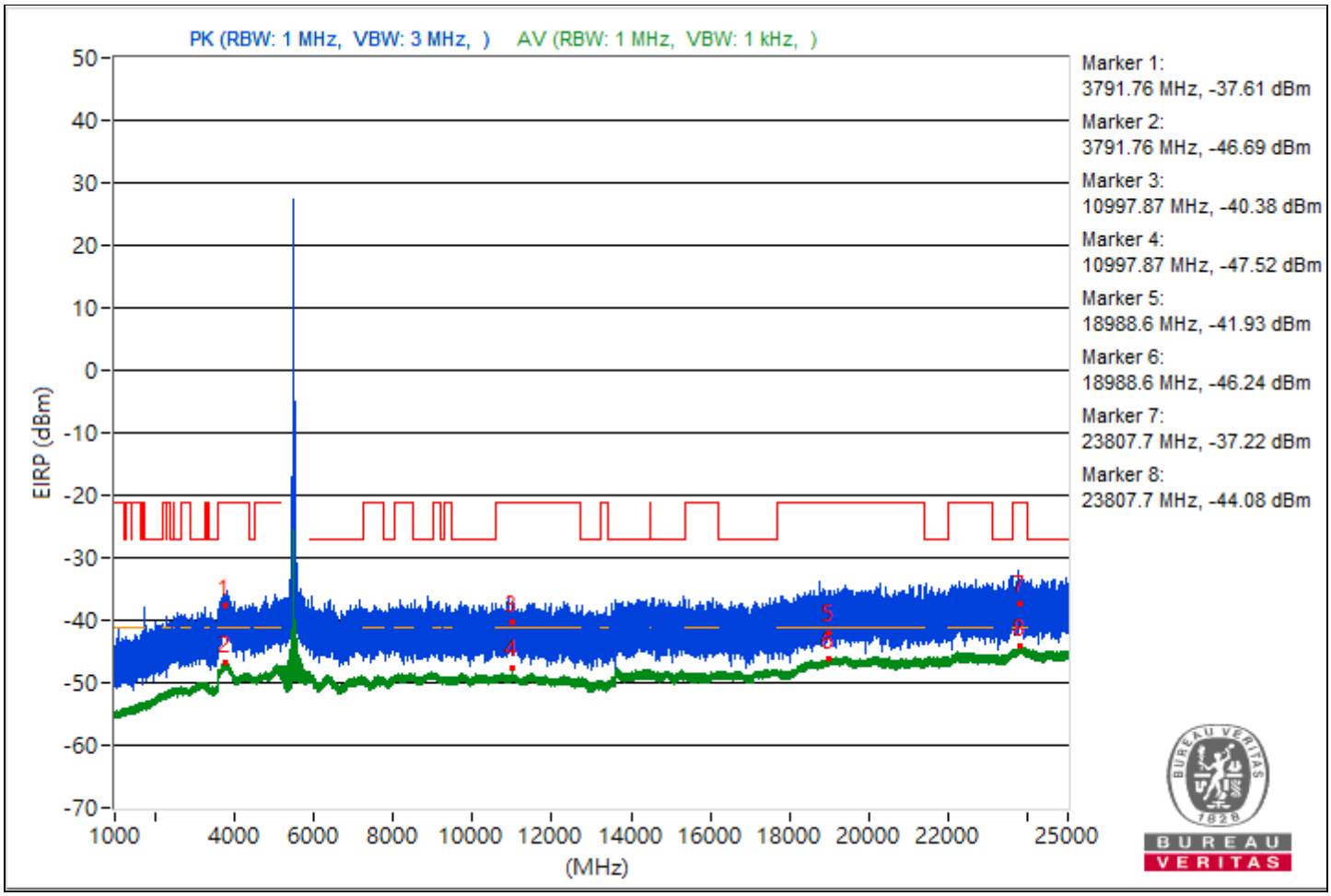

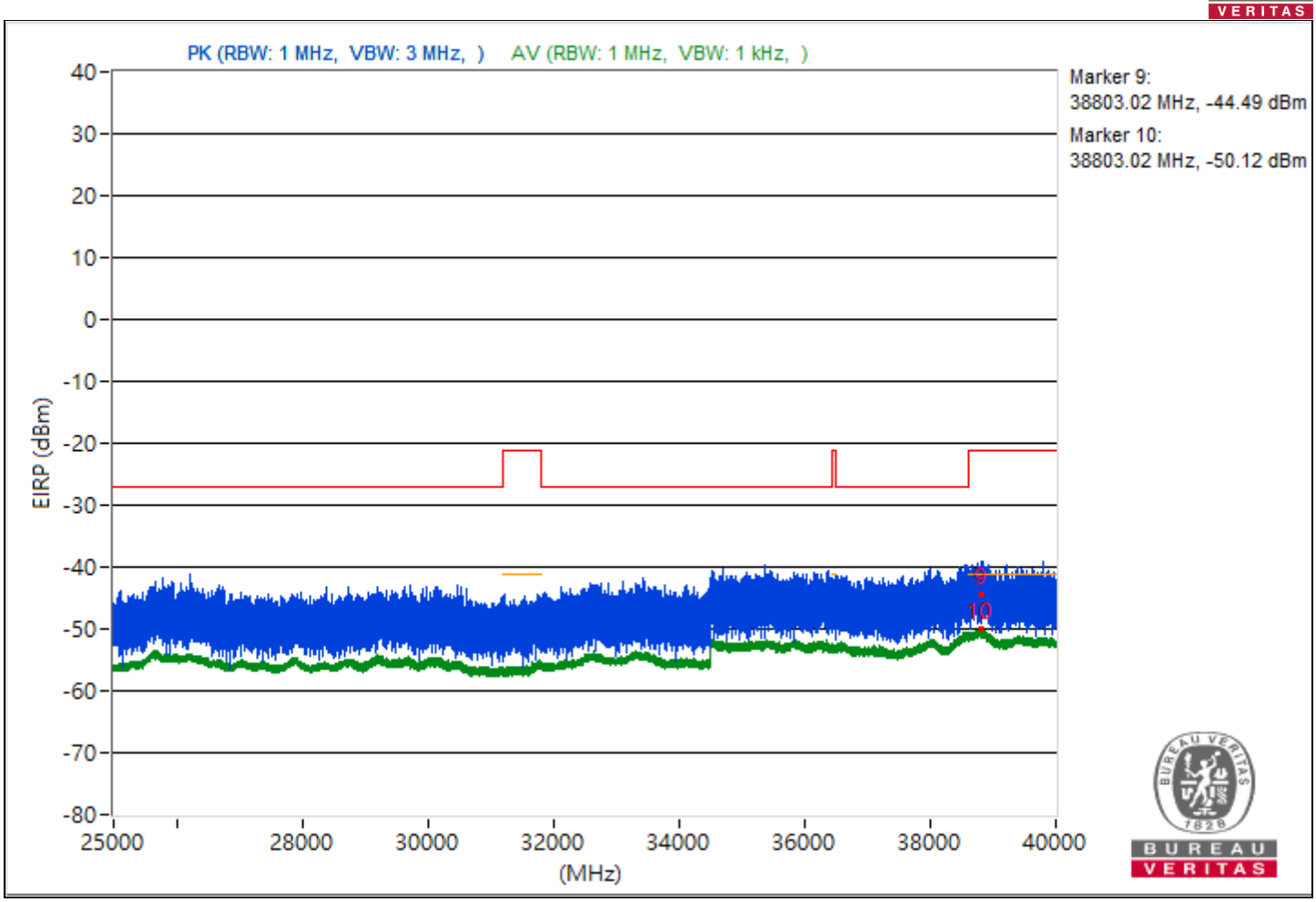
PK (RBW: 1 MHz, VBW: 3 MHz,)
AV (RBW: 1 MHz, VBW: 1 kHz,)
Marker 9:
38803.02 MHz, -44.49 dBm
Marker 10:
38803.02 MHz, -50.12 dBm
EIRP (dBm)
40
30
20
10
0
-10
-20
-30
-40
-50
-60
-70
-80
25000
28000
30000
32000
34000
36000
38000
40000
(MHz)
9
10

RF Mode	802.11be (EHT20)	Channel	CH 116：5580 MHz
Frequency Range	1 GHz ~ 40 GHz	Environmental Conditions	20°C, 60% RH
Tested By	Henry Hsu		

Conducted Unwanted Emissions							
No.	Frequency (MHz)	Emission Level (dBuV/m)	Limit (dBuV/m)	Margin (dB)	Raw Value Chain 0 (dBm)	Correction Factor (dB)	EIRP Level (dBm)
1	3820.69	56.92 PK	74	-17.08	-46.71	8.37	-38.34
2	3820.69	48.47 AV	54	-5.53	-55.16	8.37	-46.79
3	11160.89	53.32 PK	74	-20.68	-50.31	8.37	-41.94
4	11160.89	47.26 AV	54	-6.74	-56.37	8.37	-48
5	18970.6	54.07 PK	74	-19.93	-49.56	8.37	-41.19
6	18970.6	49.34 AV	54	-4.66	-54.29	8.37	-45.92
7	23810	57.67 PK	74	-16.33	-45.96	8.37	-37.59
8	23810	51.3 AV	54	-2.7	-52.33	8.37	-43.96
9	38766.49	53.61 PK	74	-20.39	-50.02	8.37	-41.65
10	38766.49	45.29 AV	54	-8.71	-58.34	8.37	-49.97

Note: Margin value = Emission Level - Limit value

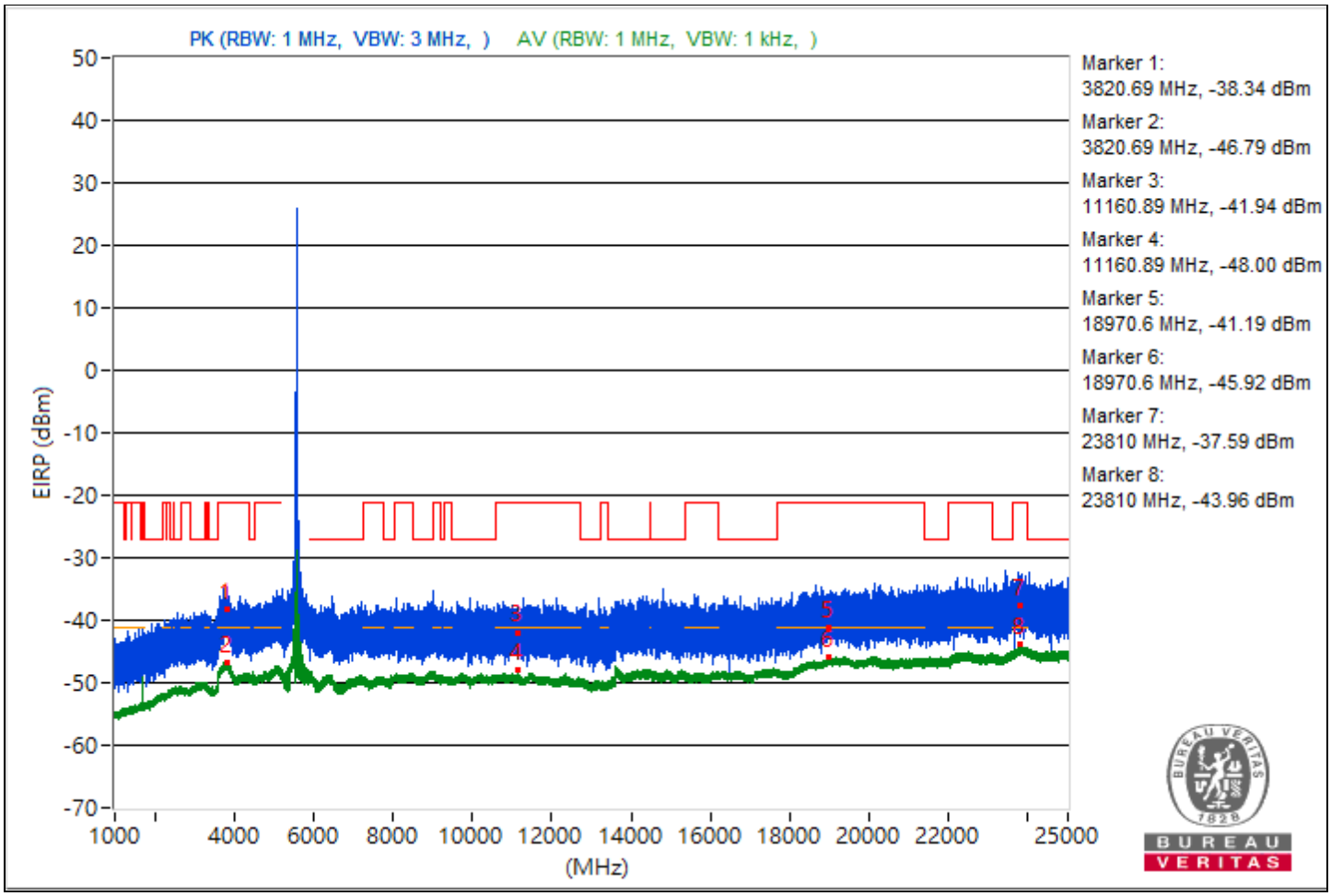

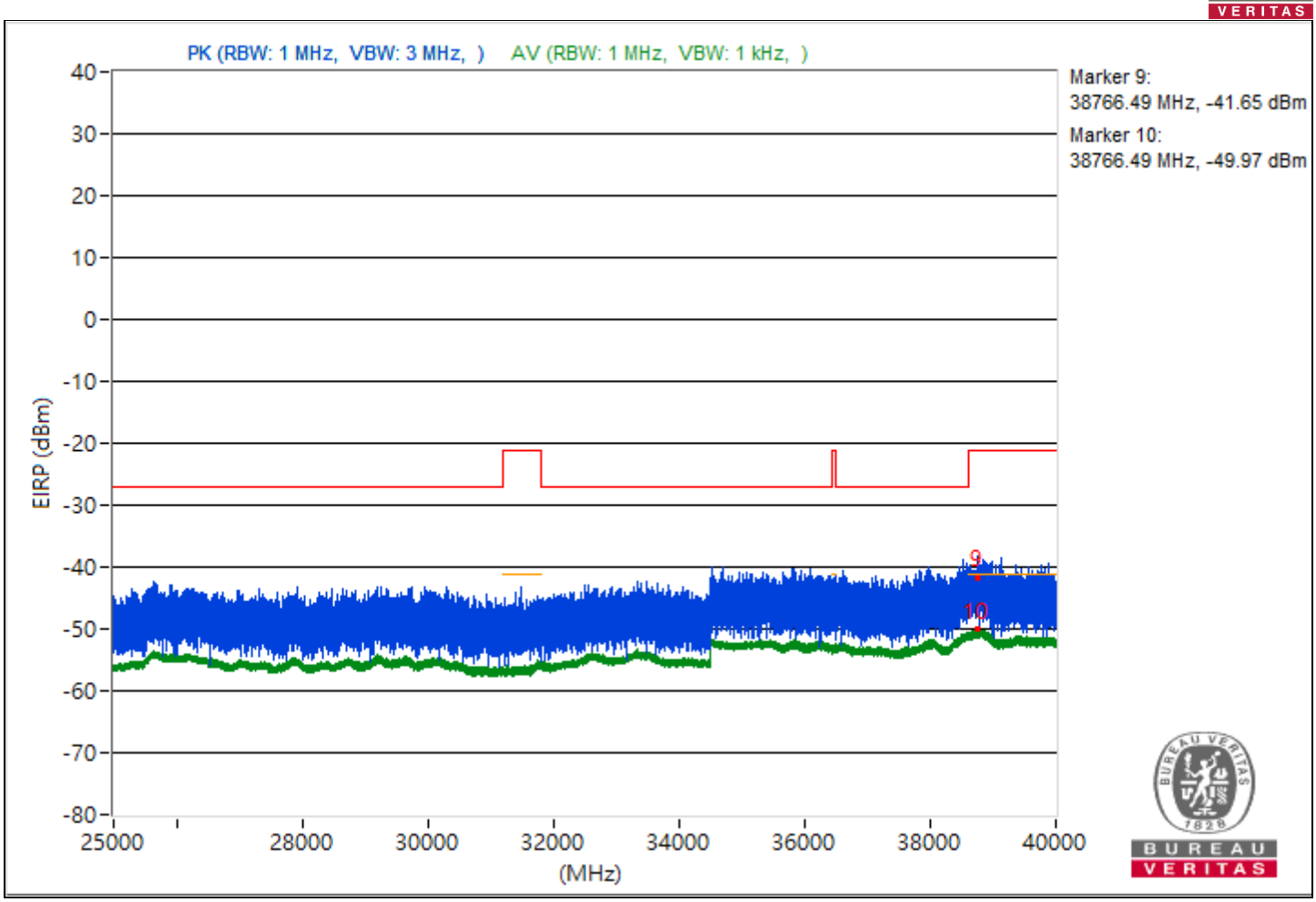
PK (RBW: 1 MHz, VBW: 3 MHz,)
AV (RBW: 1 MHz, VBW: 1 kHz,)
Marker 9:
38766.49 MHz, -41.65 dBm
Marker 10:
38766.49 MHz, -49.97 dBm
EIRP (dBm)
40
30
20
10
0
-10
-20
-30
-40
-50
-60
-70
-80
25000
28000
30000
32000
34000
36000
38000
40000
(MHz)
9
10

RF Mode	802.11be (EHT20)	Channel	CH 140：5700 MHz
Frequency Range	1 GHz ~ 40 GHz	Environmental Conditions	20°C, 60% RH
Tested By	Henry Hsu		

Conducted Unwanted Emissions							
No.	Frequency (MHz)	Emission Level (dBuV/m)	Limit (dBuV/m)	Margin (dB)	Raw Value Chain 0 (dBm)	Correction Factor (dB)	EIRP Level (dBm)
1	1720.69	55 PK	74	-19	-48.63	8.37	-40.26
2	1720.69	48.84 AV	54	-5.16	-54.79	8.37	-46.42
3	11400.36	56.5 PK	74	-17.5	-47.13	8.37	-38.76
4	11400.36	47.37 AV	54	-6.63	-56.26	8.37	-47.89
5	18999.4	57.58 PK	74	-16.42	-46.05	8.37	-37.68
6	18999.4	49.12 AV	54	-4.88	-54.51	8.37	-46.14
7	23773.2	58.47 PK	74	-15.53	-45.16	8.37	-36.79
8	23773.2	51.18 AV	54	-2.82	-52.45	8.37	-44.08
9	38765.24	53.11 PK	74	-20.89	-50.52	8.37	-42.15
10	38765.24	45.34 AV	54	-8.66	-58.29	8.37	-49.92

Note: Margin value = Emission Level - Limit value

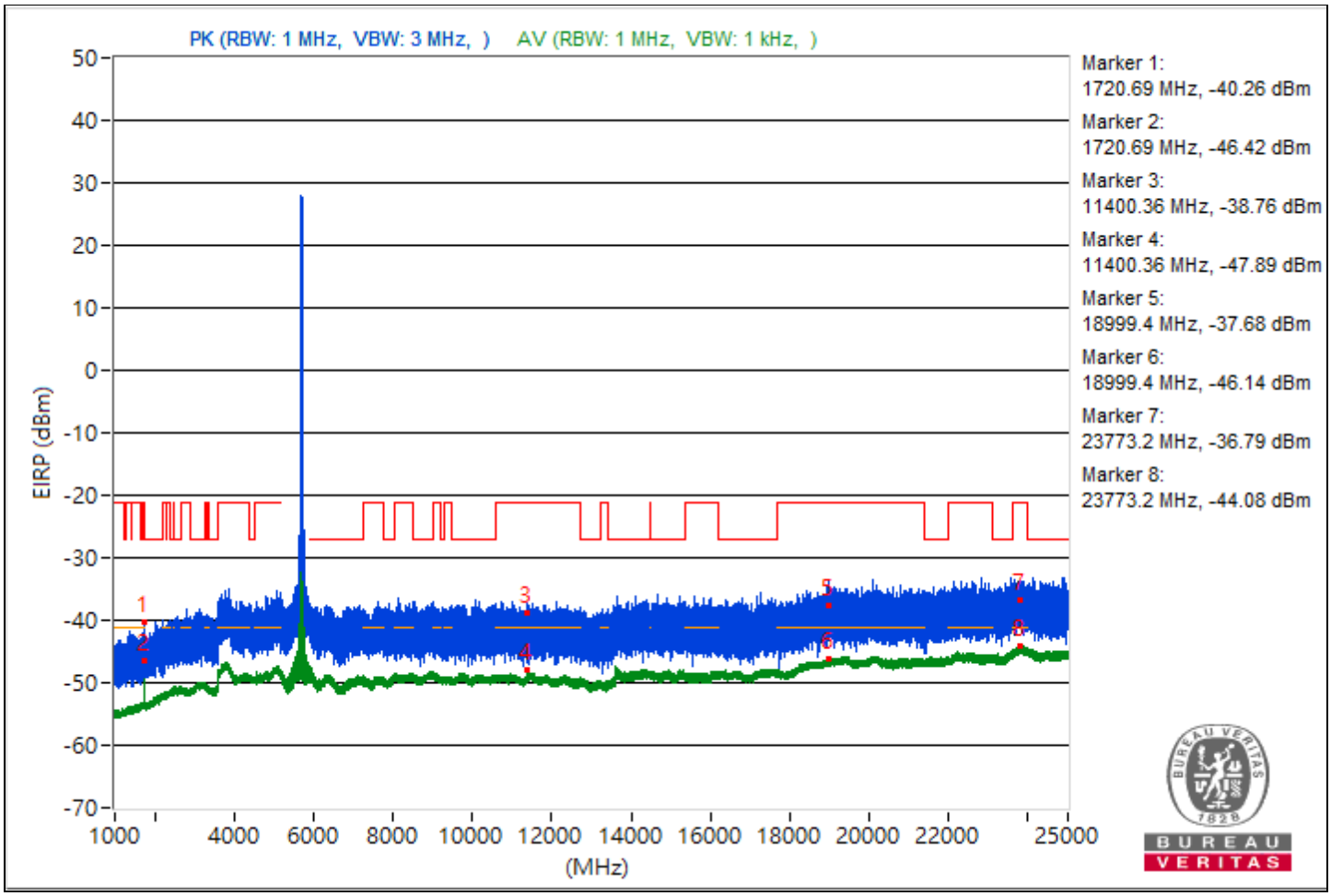

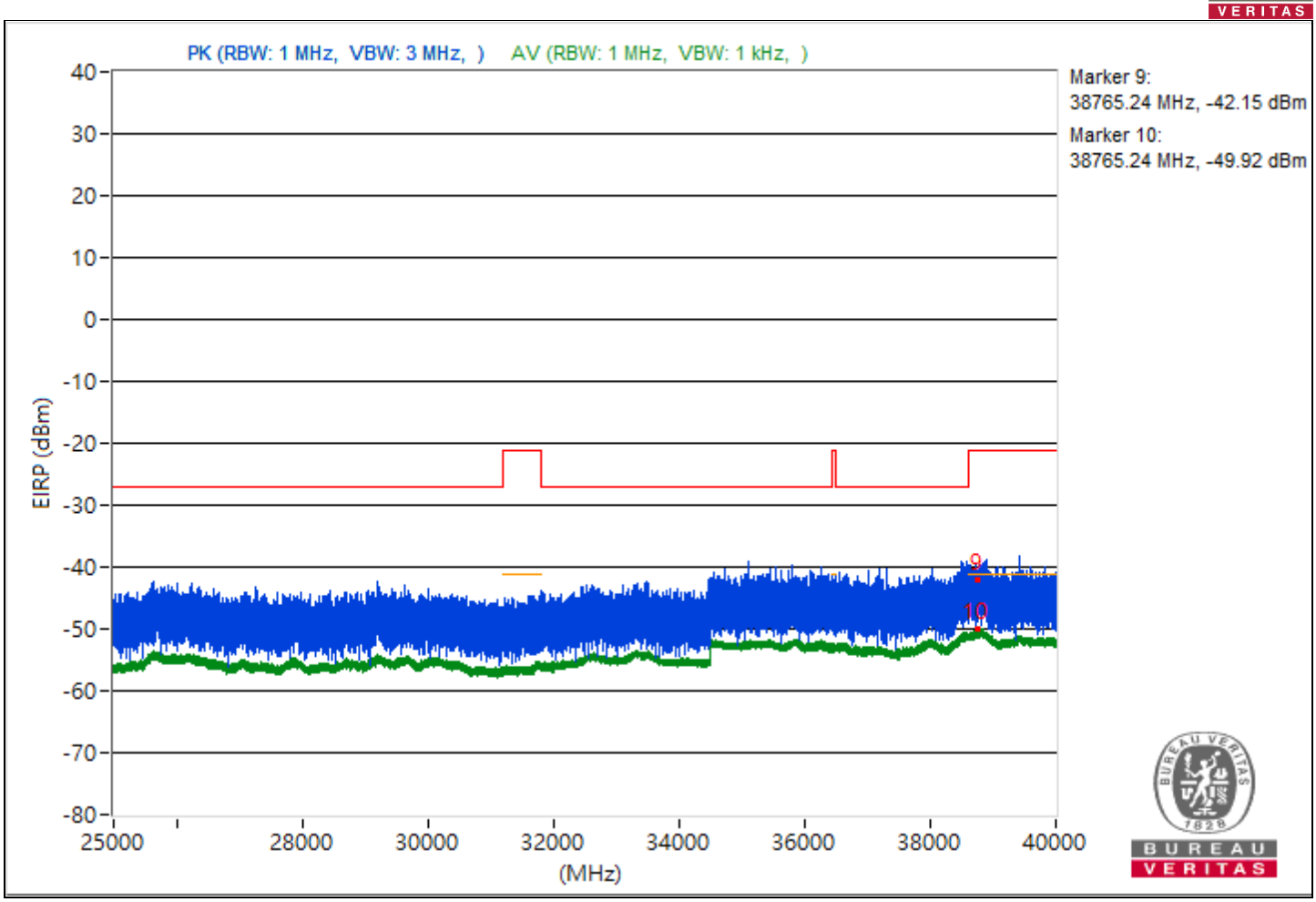
PK (RBW: 1 MHz, VBW: 3 MHz,)
AV (RBW: 1 MHz, VBW: 1 kHz,)
Marker 9:
38765.24 MHz, -42.15 dBm
Marker 10:
38765.24 MHz, -49.92 dBm
EIRP (dBm)
40
30
20
10
0
-10
-20
-30
-40
-50
-60
-70
-80
25000
28000
30000
32000
34000
36000
38000
40000
(MHz)
9
10

RF Mode	802.11be (EHT20)	Channel	CH 144：5720 MHz
Frequency Range	1 GHz ~ 40 GHz	Environmental Conditions	20°C, 60% RH
Tested By	Henry Hsu		

Conducted Unwanted Emissions							
No.	Frequency (MHz)	Emission Level (dBuV/m)	Limit (dBuV/m)	Margin (dB)	Raw Value Chain 0 (dBm)	Correction Factor (dB)	EIRP Level (dBm)
1	3785.3	56.18 PK	74	-17.82	-47.45	8.37	-39.08
2	3785.3	48.46 AV	54	-5.54	-55.17	8.37	-46.8
3	11443.11	54.45 PK	74	-19.55	-49.18	8.37	-40.81
4	11443.11	47.69 AV	54	-6.31	-55.94	8.37	-47.57
5	18989.2	55.11 PK	74	-18.89	-48.52	8.37	-40.15
6	18989.2	49.16 AV	54	-4.84	-54.47	8.37	-46.1
7	23840.6	58.65 PK	74	-15.35	-44.98	8.37	-36.61
8	23840.6	51.27 AV	54	-2.73	-52.36	8.37	-43.99
9	38770.93	52.11 PK	74	-21.89	-51.52	8.37	-43.15
10	38770.93	45.32 AV	54	-8.68	-58.31	8.37	-49.94

Note: Margin value = Emission Level - Limit value

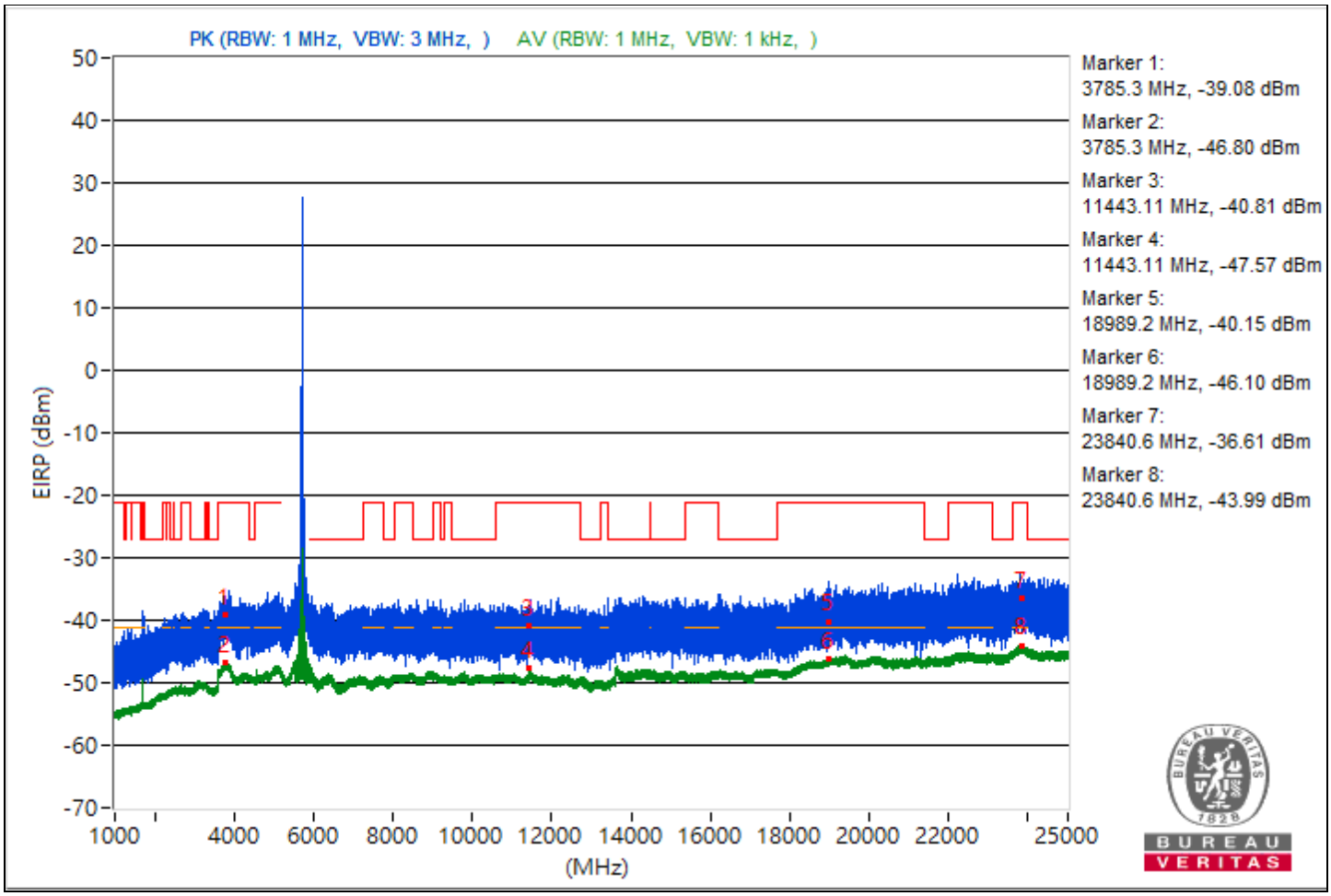

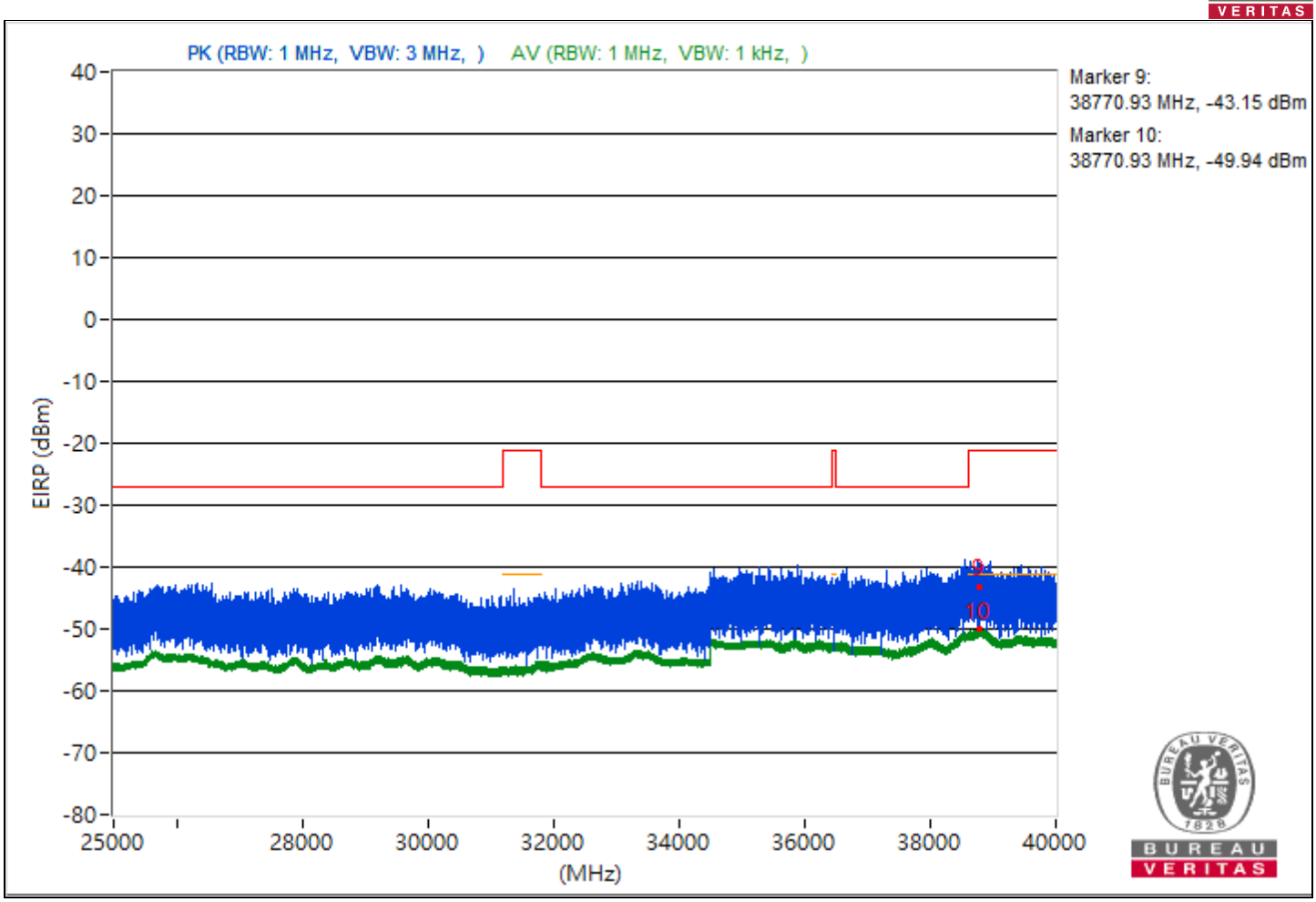
PK (RBW: 1 MHz, VBW: 3 MHz,)
AV (RBW: 1 MHz, VBW: 1 kHz,)
Marker 9:
38770.93 MHz, -43.15 dBm
Marker 10:
38770.93 MHz, -49.94 dBm
EIRP (dBm)
40
30
20
10
0
-10
-20
-30
-40
-50
-60
-70
-80
25000
28000
30000
32000
34000
36000
38000
40000
(MHz)
9
10

RF Mode	802.11be (EHT20)	Channel	CH 149：5745 MHz
Frequency Range	1 GHz ~ 40 GHz	Environmental Conditions	20°C, 60% RH
Tested By	Henry Hsu		

Conducted Unwanted Emissions							
No.	Frequency (MHz)	Emission Level (dBuV/m)	Limit (dBuV/m)	Margin (dB)	Raw Value Chain 0 (dBm)	Correction Factor (dB)	EIRP Level (dBm)
1	3833.76	56.44 PK	74	-17.56	-47.19	8.37	-38.82
2	3833.76	48.54 AV	54	-5.46	-55.09	8.37	-46.72
3	11489.33	54.96 PK	74	-19.04	-48.67	8.37	-40.3
4	11489.33	48.5 AV	54	-5.5	-55.13	8.37	-46.76
5	18991.7	55.94 PK	74	-18.06	-47.69	8.37	-39.32
6	18991.7	49.24 AV	54	-4.76	-54.39	8.37	-46.02
7	23836.9	58.28 PK	74	-15.72	-45.35	8.37	-36.98
8	23836.9	51.15 AV	54	-2.85	-52.48	8.37	-44.11
9	38765.69	51.03 PK	74	-22.97	-52.6	8.37	-44.23
10	38765.69	45.22 AV	54	-8.78	-58.41	8.37	-50.04

Note: Margin value = Emission Level - Limit value

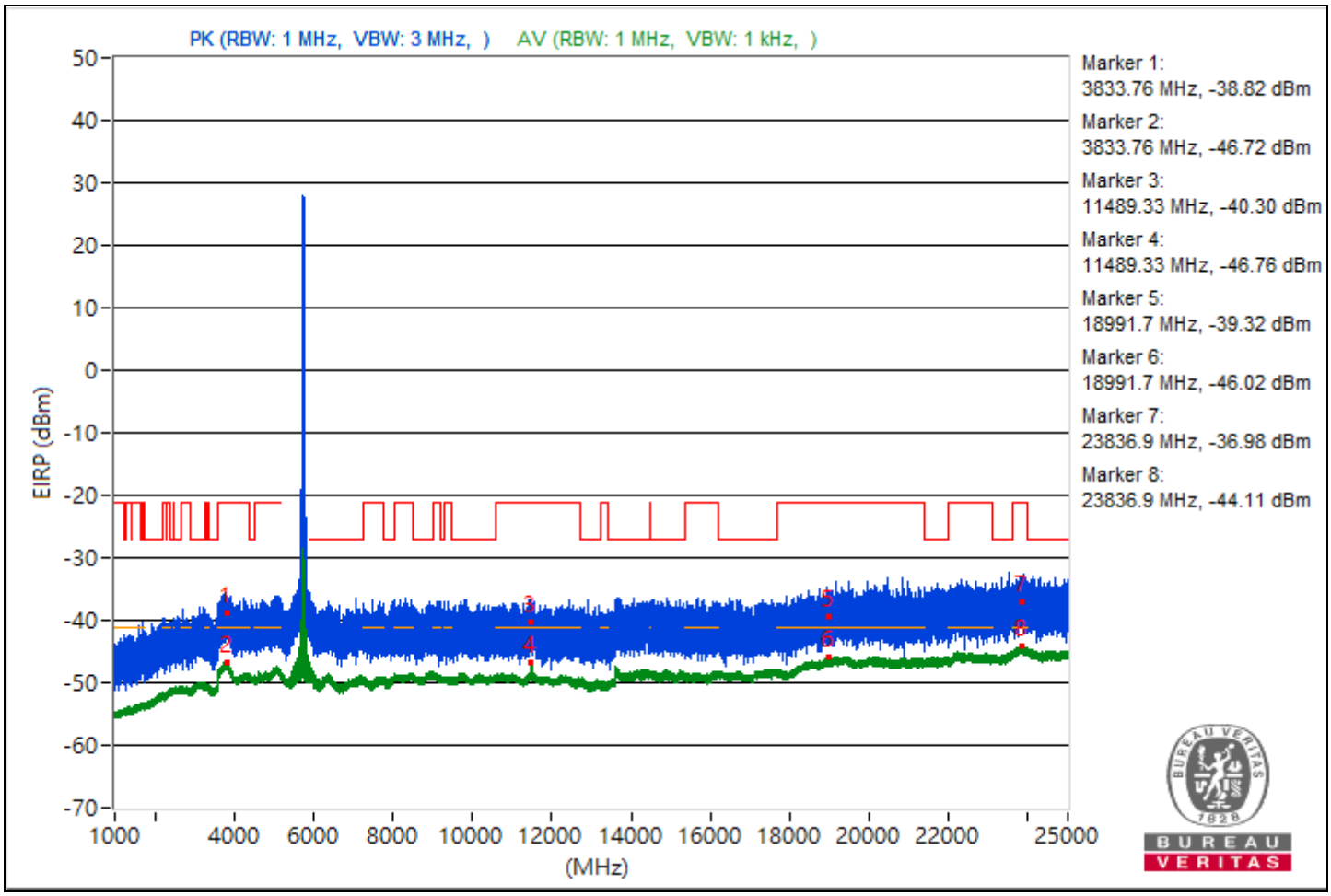

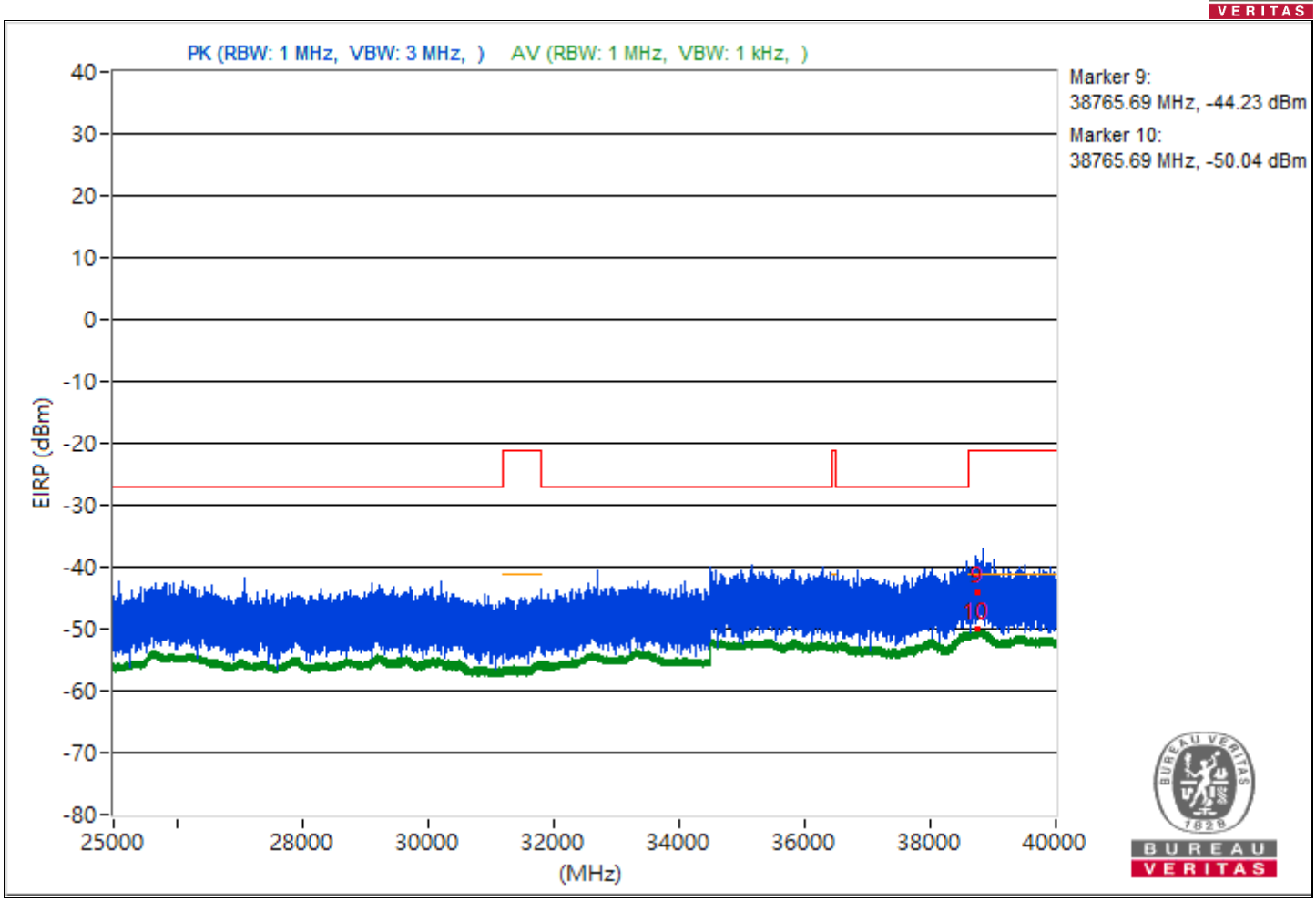
PK (RBW: 1 MHz, VBW: 3 MHz,)
AV (RBW: 1 MHz, VBW: 1 kHz,)
Marker 9:
38765.69 MHz, -44.23 dBm
Marker 10:
38765.69 MHz, -50.04 dBm
EIRP (dBm)
40
30
20
10
0
-10
-20
-30
-40
-50
-60
-70
-80
25000
28000
30000
32000
34000
36000
38000
40000
(MHz)
9
10

RF Mode	802.11be (EHT20)	Channel	CH 157：5785 MHz
Frequency Range	1 GHz ~ 40 GHz	Environmental Conditions	20°C, 60% RH
Tested By	Henry Hsu		

Conducted Unwanted Emissions							
No.	Frequency (MHz)	Emission Level (dBuV/m)	Limit (dBuV/m)	Margin (dB)	Raw Value Chain 0 (dBm)	Correction Factor (dB)	EIRP Level (dBm)
1	3834.3	58.38 PK	74	-15.62	-45.25	8.37	-36.88
2	3834.3	48.66 AV	54	-5.34	-54.97	8.37	-46.6
3	11569.16	55.79 PK	74	-18.21	-47.84	8.37	-39.47
4	11569.16	48.18 AV	54	-5.82	-55.45	8.37	-47.08
5	18977.6	54.44 PK	74	-19.56	-49.19	8.37	-40.82
6	18977.6	49.12 AV	54	-4.88	-54.51	8.37	-46.14
7	23815.2	57.69 PK	74	-16.31	-45.94	8.37	-37.57
8	23815.2	51.32 AV	54	-2.68	-52.31	8.37	-43.94
9	38833.69	52.53 PK	74	-21.47	-51.1	8.37	-42.73
10	38833.69	45.15 AV	54	-8.85	-58.48	8.37	-50.11

Note: Margin value = Emission Level - Limit value

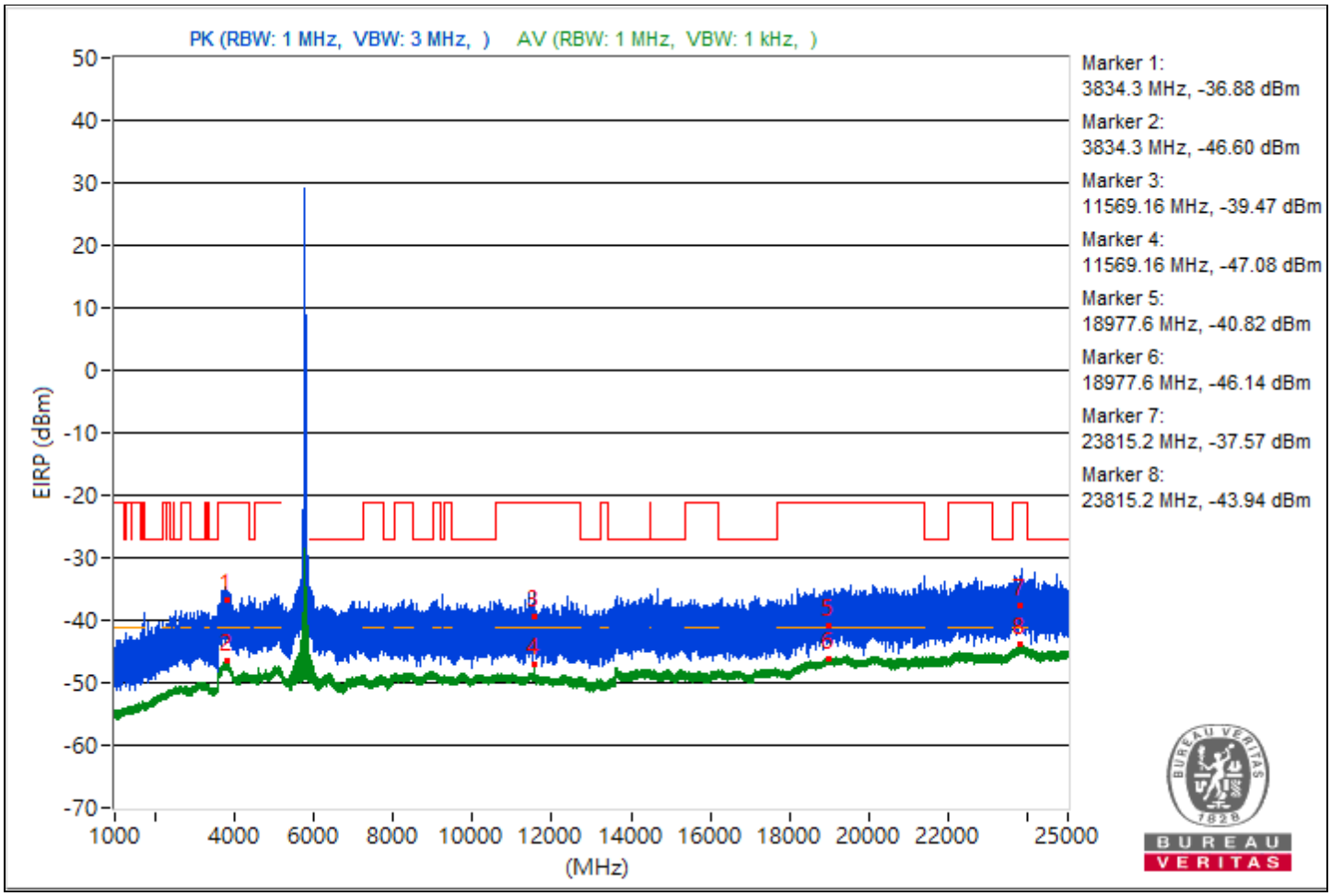

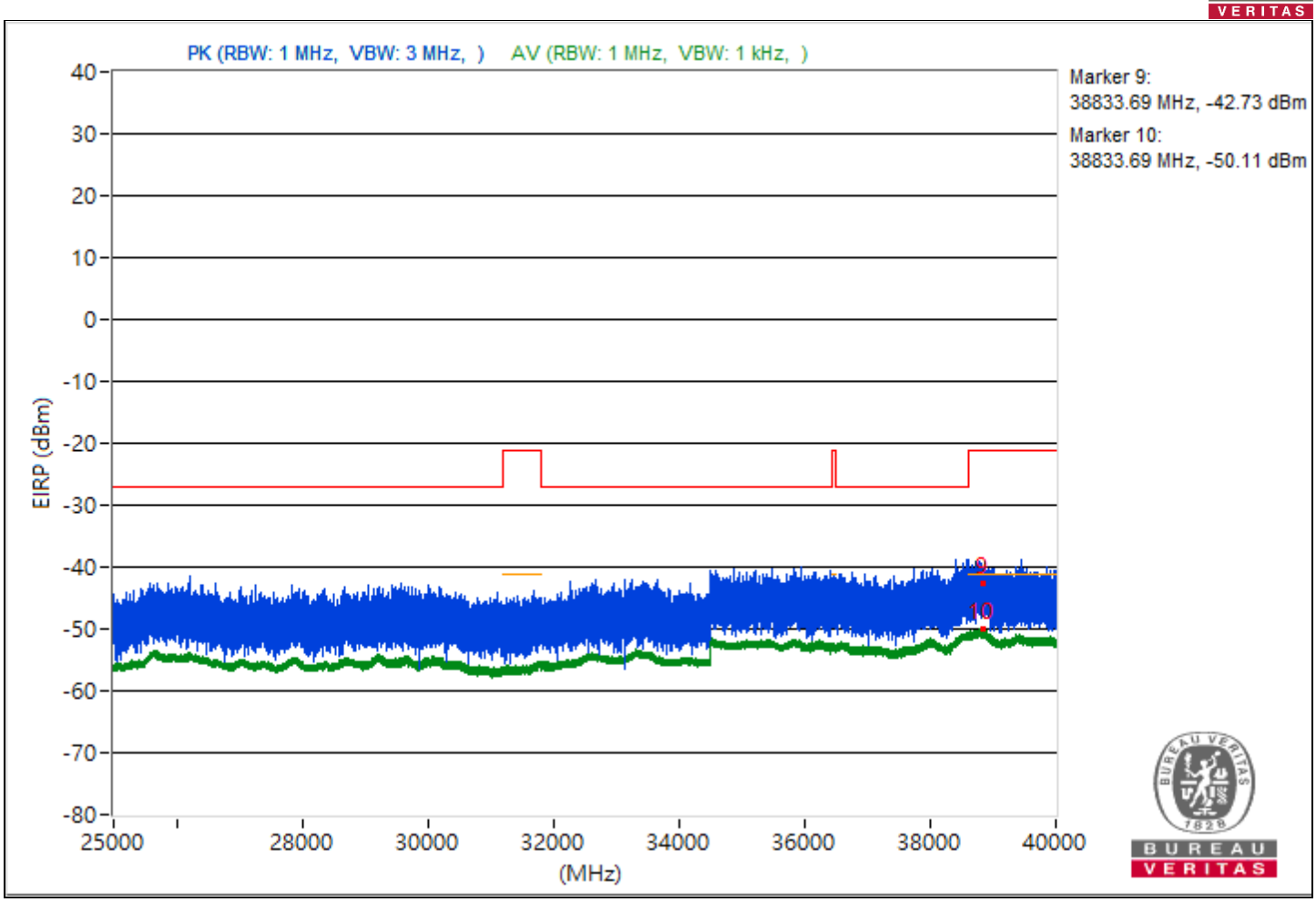
PK (RBW: 1 MHz, VBW: 3 MHz,)
AV (RBW: 1 MHz, VBW: 1 kHz,)
Marker 9:
38833.69 MHz, -42.73 dBm
Marker 10:
38833.69 MHz, -50.11 dBm
EIRP (dBm)
40
30
20
10
0
-10
-20
-30
-40
-50
-60
-70
-80
25000
28000
30000
32000
34000
36000
38000
40000
(MHz)
9
10

RF Mode	802.11be (EHT20)	Channel	CH 165：5825 MHz
Frequency Range	1 GHz ~ 40 GHz	Environmental Conditions	20°C, 60% RH
Tested By	Henry Hsu		

Conducted Unwanted Emissions							
No.	Frequency (MHz)	Emission Level (dBuV/m)	Limit (dBuV/m)	Margin (dB)	Raw Value Chain 0 (dBm)	Correction Factor (dB)	EIRP Level (dBm)
1	1718.82	50.53 PK	74	-23.47	-53.1	8.37	-44.73
2	1718.82	48.59 AV	54	-5.41	-55.04	8.37	-46.67
3	11648.8	54.01 PK	74	-19.99	-49.62	8.37	-41.25
4	11648.8	47.09 AV	54	-6.91	-56.54	8.37	-48.17
5	18919.7	58.49 PK	74	-15.51	-45.14	8.37	-36.77
6	18919.7	49.02 AV	54	-4.98	-54.61	8.37	-46.24
7	23891	58.8 PK	74	-15.2	-44.83	8.37	-36.46
8	23891	51.07 AV	54	-2.93	-52.56	8.37	-44.19
9	38804.18	53.37 PK	74	-20.63	-50.26	8.37	-41.89
10	38804.18	45.2 AV	54	-8.8	-58.43	8.37	-50.06

Note: Margin value = Emission Level - Limit value

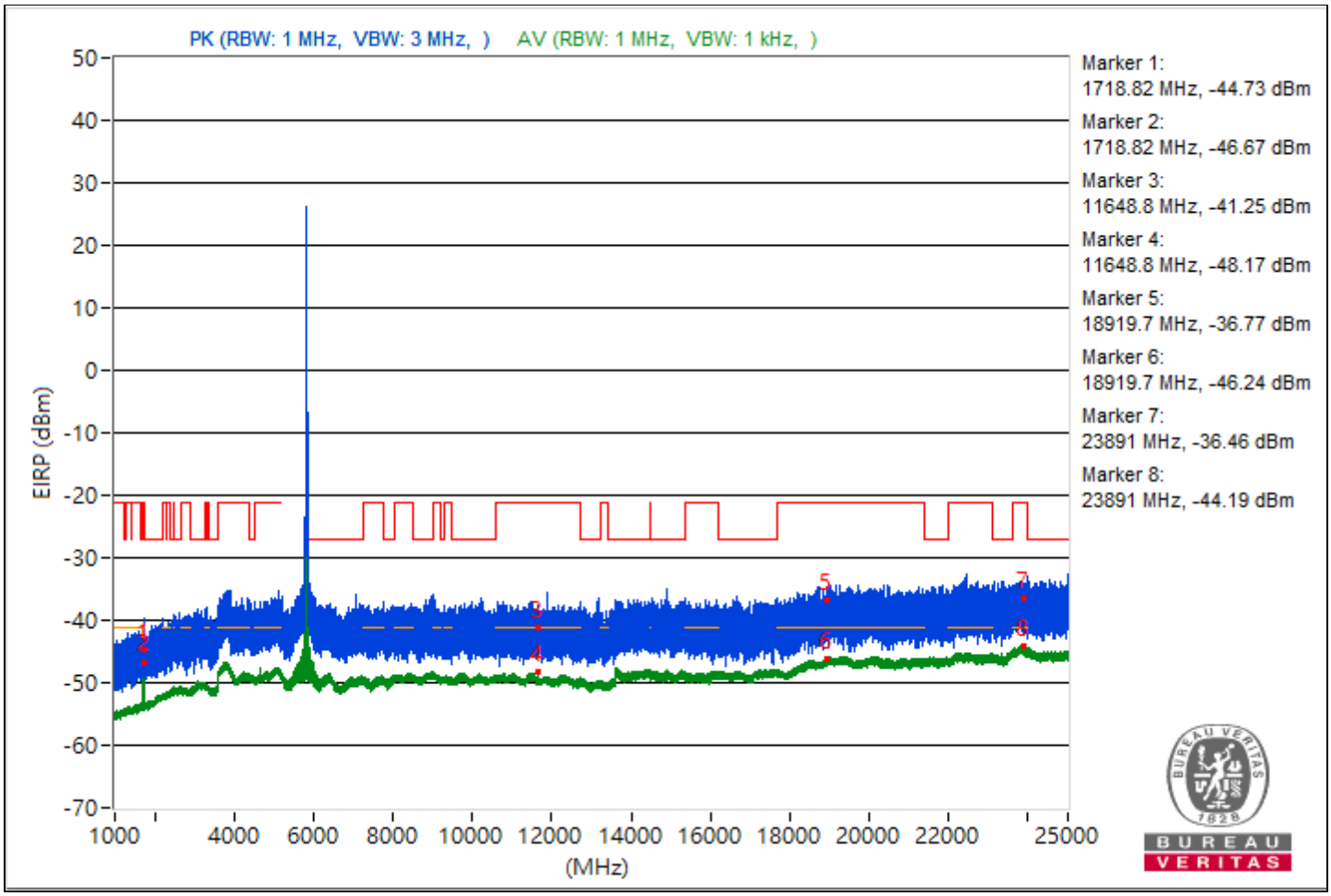

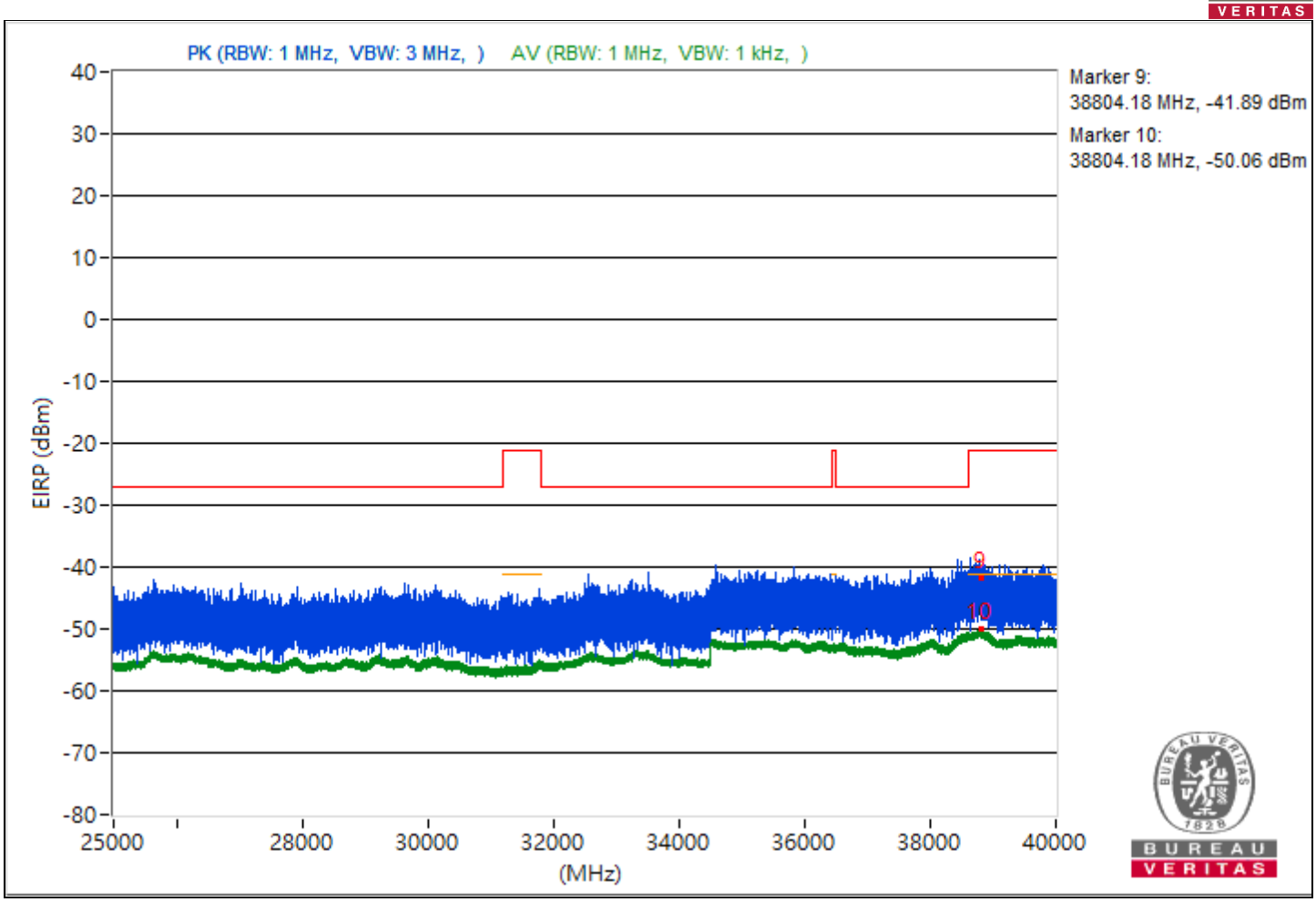
PK (RBW: 1 MHz, VBW: 3 MHz,)
AV (RBW: 1 MHz, VBW: 1 kHz,)
Marker 9:
38804.18 MHz, -41.89 dBm
Marker 10:
38804.18 MHz, -50.06 dBm
EIRP (dBm)
40
30
20
10
0
-10
-20
-30
-40
-50
-60
-70
-80
25000
28000
30000
32000
34000
36000
38000
40000
(MHz)
9
10

RF Mode	802.11be (EHT40)	Channel	CH 38：5190 MHz
Frequency Range	1 GHz ~ 40 GHz	Environmental Conditions	20°C, 60% RH
Tested By	Henry Hsu		

Conducted Unwanted Emissions							
No.	Frequency (MHz)	Emission Level (dBuV/m)	Limit (dBuV/m)	Margin (dB)	Raw Value Chain 0 (dBm)	Correction Factor (dB)	EIRP Level (dBm)
1	5098.81	59.17 PK	74	-14.83	-44.46	8.37	-36.09
2	5098.81	51.11 AV	54	-2.89	-52.52	8.37	-44.15
3	9022.84	54.52 PK	74	-19.48	-49.11	8.37	-40.74
4	9022.84	47.01 AV	54	-6.99	-56.62	8.37	-48.25
5	18997.7	54.97 PK	74	-19.03	-48.66	8.37	-40.29
6	18997.7	49.03 AV	54	-4.97	-54.6	8.37	-46.23
7	23816	57.68 PK	74	-16.32	-45.95	8.37	-37.58
8	23816	51.25 AV	54	-2.75	-52.38	8.37	-44.01
9	38761.33	52.8 PK	74	-21.2	-50.83	8.37	-42.46
10	38761.33	45.23 AV	54	-8.77	-58.4	8.37	-50.03

Note: Margin value = Emission Level - Limit value

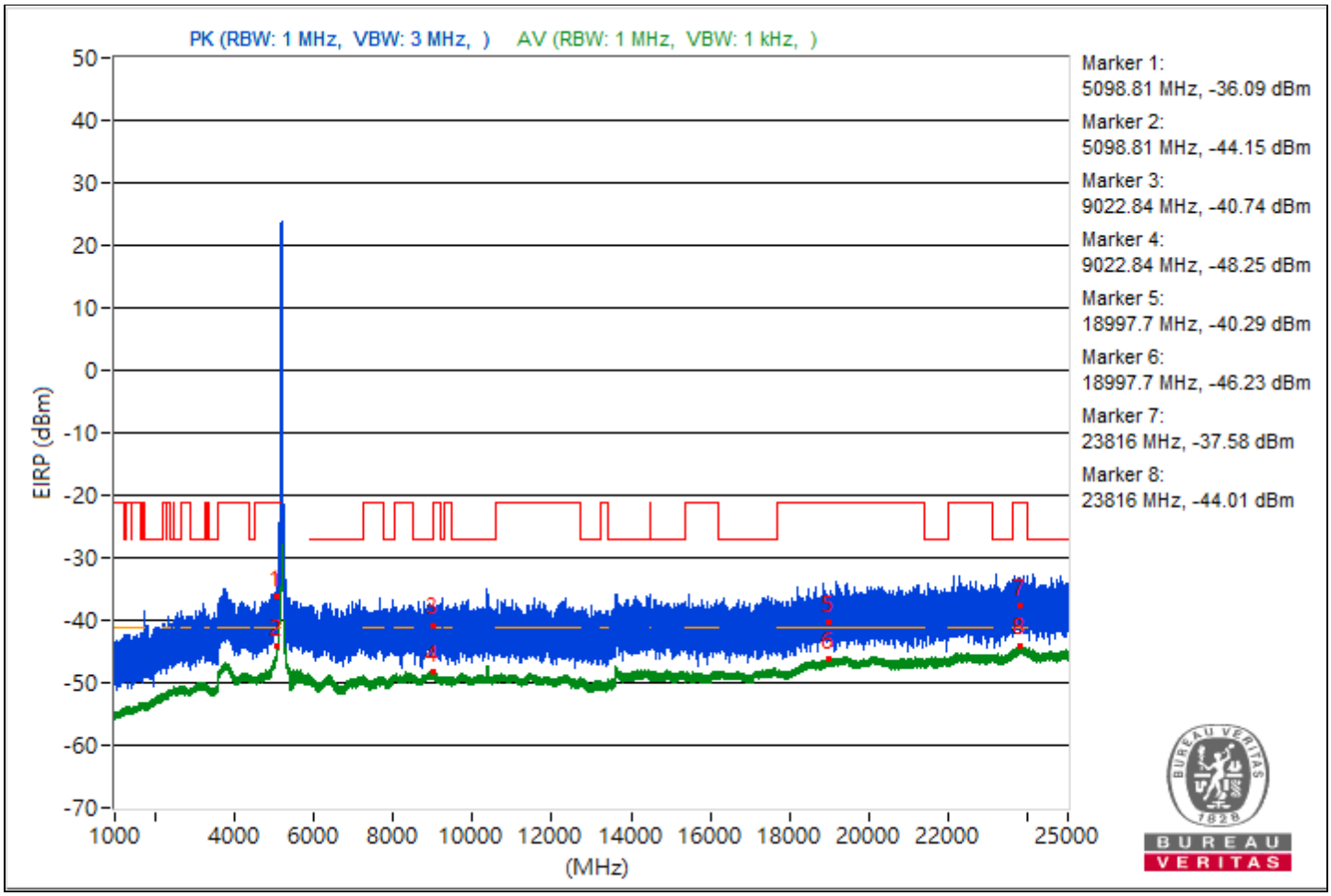

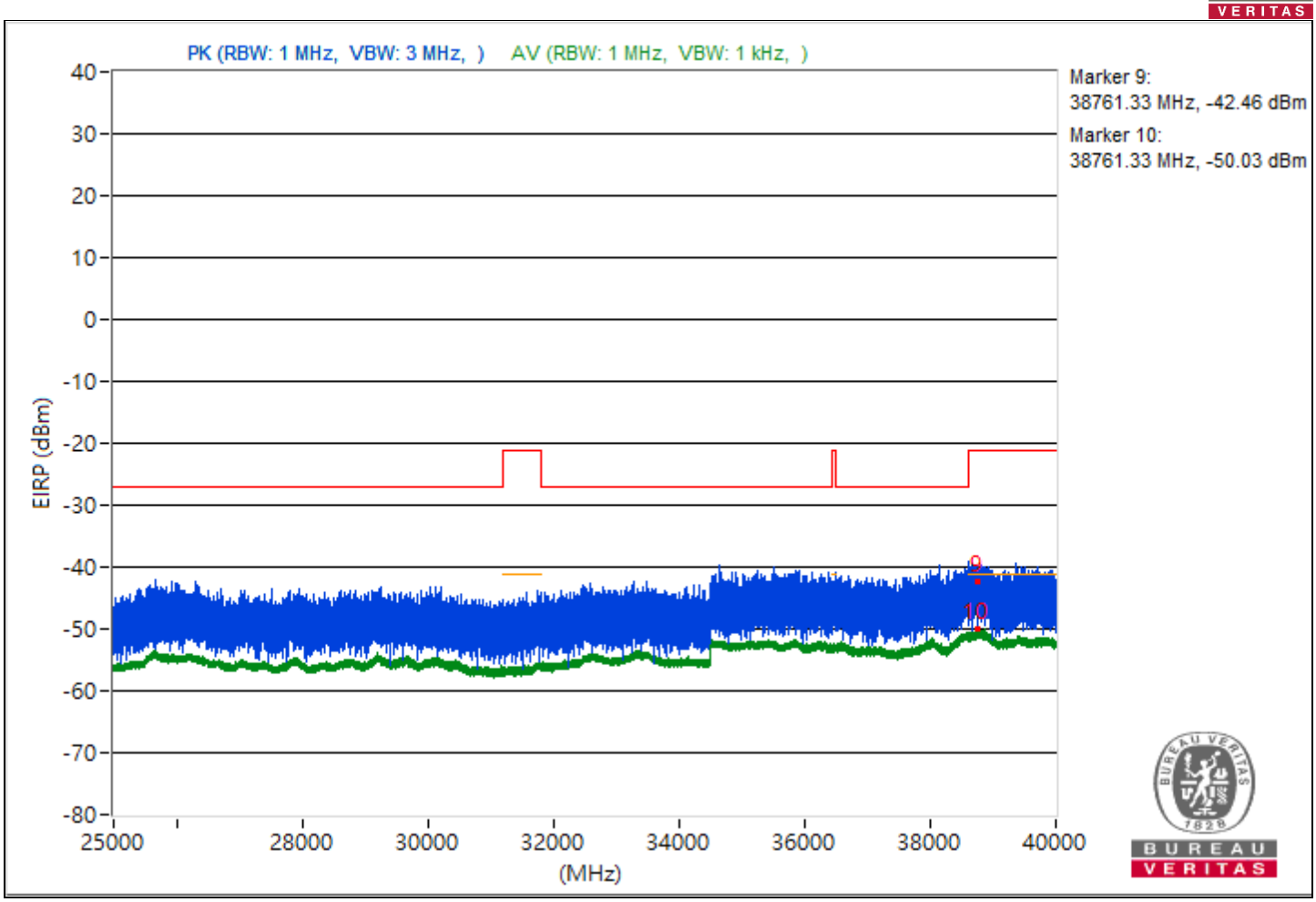
PK (RBW: 1 MHz, VBW: 3 MHz,)
AV (RBW: 1 MHz, VBW: 1 kHz,)
Marker 9:
38761.33 MHz, -42.46 dBm
Marker 10:
38761.33 MHz, -50.03 dBm
EIRP (dBm)
40
30
20
10
0
-10
-20
-30
-40
-50
-60
-70
-80
25000
28000
30000
32000
34000
36000
38000
40000
(MHz)
9
10

RF Mode	802.11be (EHT40)	Channel	CH 46：5230 MHz
Frequency Range	1 GHz ~ 40 GHz	Environmental Conditions	20°C, 60% RH
Tested By	Henry Hsu		

Conducted Unwanted Emissions							
No.	Frequency (MHz)	Emission Level (dBuV/m)	Limit (dBuV/m)	Margin (dB)	Raw Value Chain 0 (dBm)	Correction Factor (dB)	EIRP Level (dBm)
1	5096.09	57.07 PK	74	-16.93	-46.56	8.37	-38.19
2	5096.09	49.89 AV	54	-4.11	-53.74	8.37	-45.37
3	8368	54.22 PK	74	-19.78	-49.41	8.37	-41.04
4	8368	46.96 AV	54	-7.04	-56.67	8.37	-48.3
5	18962	55.76 PK	74	-18.24	-47.87	8.37	-39.5
6	18962	49.29 AV	54	-4.71	-54.34	8.37	-45.97
7	23894.6	58.53 PK	74	-15.47	-45.1	8.37	-36.73
8	23894.6	51.1 AV	54	-2.9	-52.53	8.37	-44.16
9	38762.93	49.96 PK	74	-24.04	-53.67	8.37	-45.3
10	38762.93	45.05 AV	54	-8.95	-58.58	8.37	-50.21

Note: Margin value = Emission Level - Limit value

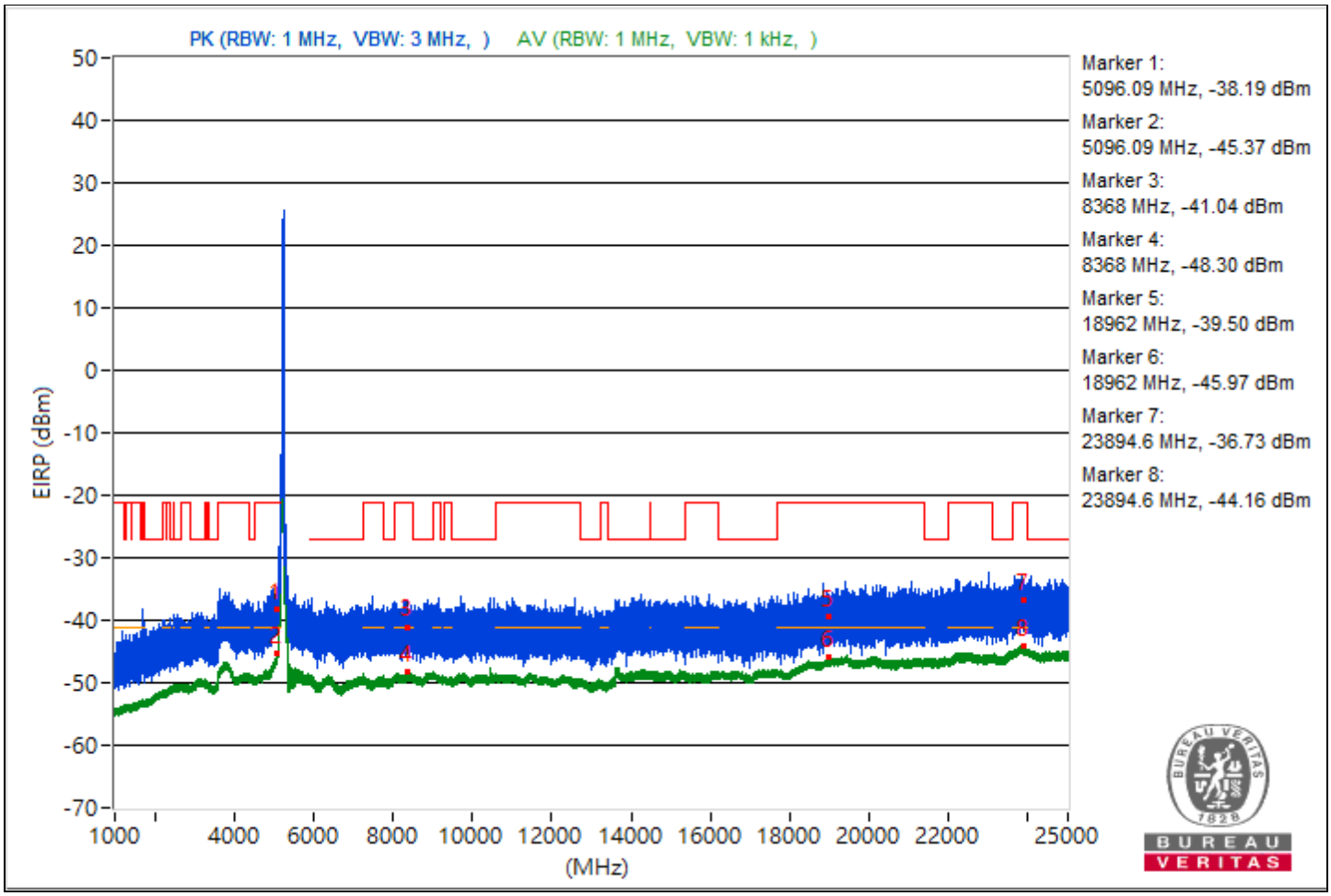

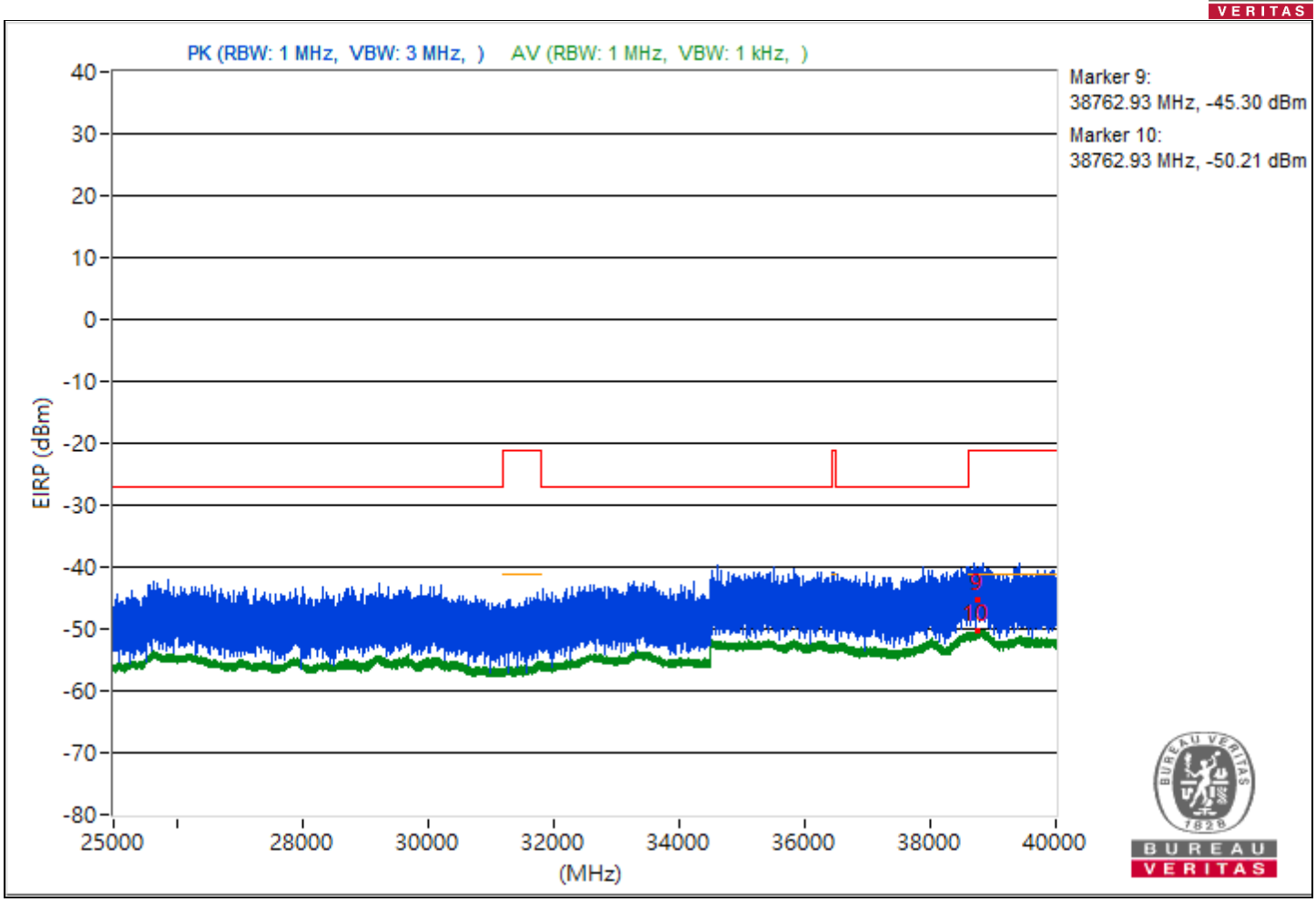
PK (RBW: 1 MHz, VBW: 3 MHz,)
AV (RBW: 1 MHz, VBW: 1 kHz,)
Marker 9:
38762.93 MHz, -45.30 dBm
Marker 10:
38762.93 MHz, -50.21 dBm
EIRP (dBm)
40
30
20
10
0
-10
-20
-30
-40
-50
-60
-70
-80
25000
28000
30000
32000
34000
36000
38000
40000
(MHz)
9
10

RF Mode	802.11be (EHT40)	Channel	CH 54：5270 MHz
Frequency Range	1 GHz ~ 40 GHz	Environmental Conditions	20°C, 60% RH
Tested By	Henry Hsu		

Conducted Unwanted Emissions							
No.	Frequency (MHz)	Emission Level (dBuV/m)	Limit (dBuV/m)	Margin (dB)	Raw Value Chain 0 (dBm)	Correction Factor (dB)	EIRP Level (dBm)
1	5092.9	56.36 PK	74	-17.64	-47.27	8.37	-38.9
2	5092.9	49.18 AV	54	-4.82	-54.45	8.37	-46.08
3	8431.64	54.08 PK	74	-19.92	-49.55	8.37	-41.18
4	8431.64	47.16 AV	54	-6.84	-56.47	8.37	-48.1
5	18912.5	56.61 PK	74	-17.39	-47.02	8.37	-38.65
6	18912.5	48.97 AV	54	-5.03	-54.66	8.37	-46.29
7	23792.1	59.96 PK	74	-14.04	-43.67	8.37	-35.3
8	23792.1	51.14 AV	54	-2.86	-52.49	8.37	-44.12
9	38806.13	50.67 PK	74	-23.33	-52.96	8.37	-44.59
10	38806.13	45.14 AV	54	-8.86	-58.49	8.37	-50.12

Note: Margin value = Emission Level - Limit value

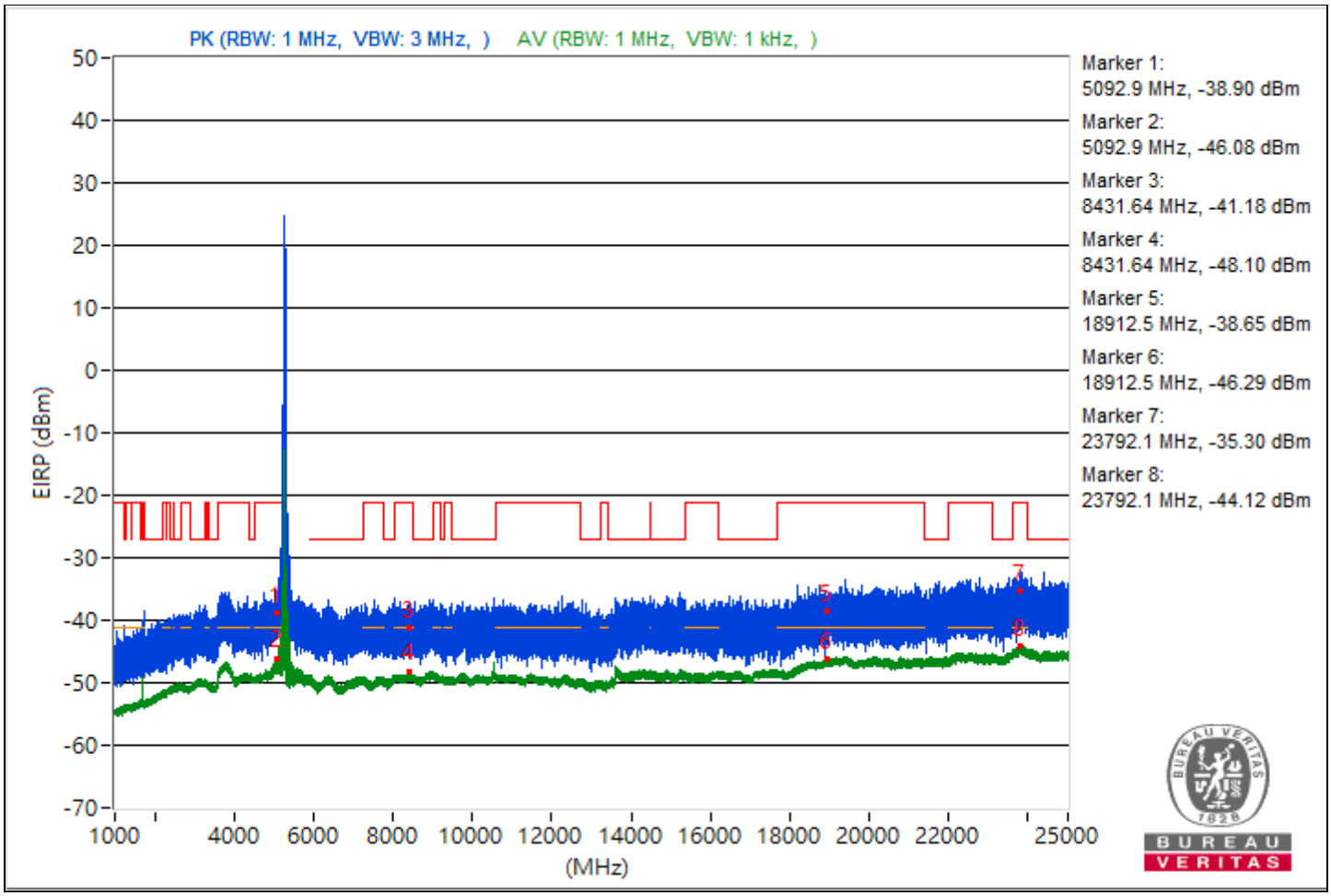

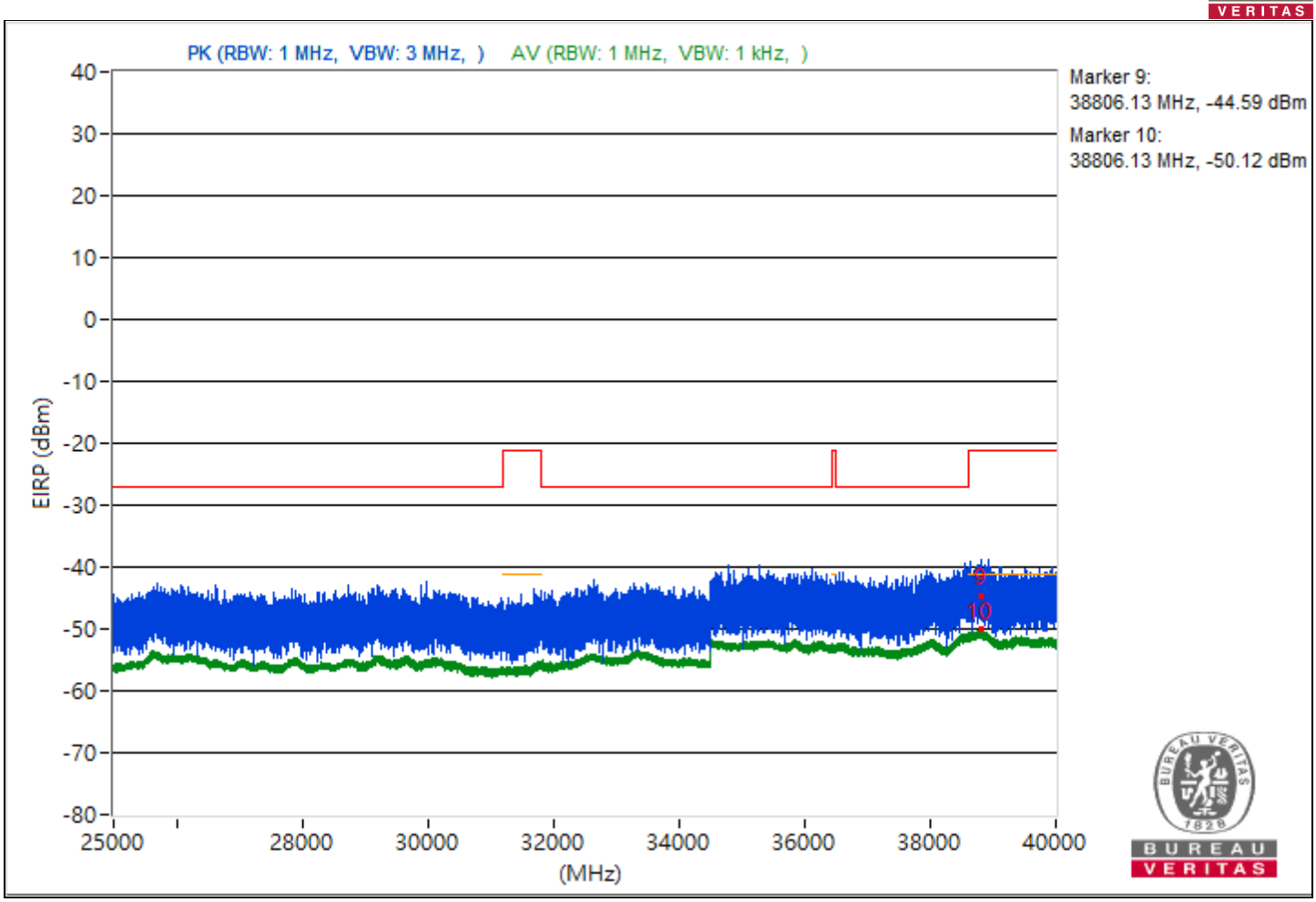
PK (RBW: 1 MHz, VBW: 3 MHz,)
AV (RBW: 1 MHz, VBW: 1 kHz,)
Marker 9:
38806.13 MHz, -44.59 dBm
Marker 10:
38806.13 MHz, -50.12 dBm
EIRP (dBm)
40
30
20
10
0
-10
-20
-30
-40
-50
-60
-70
-80
25000
28000
30000
32000
34000
36000
38000
40000
(MHz)
9
10

RF Mode	802.11be (EHT40)	Channel	CH 62：5310 MHz
Frequency Range	1 GHz ~ 40 GHz	Environmental Conditions	20°C, 60% RH
Tested By	Henry Hsu		

Conducted Unwanted Emissions							
No.	Frequency (MHz)	Emission Level (dBuV/m)	Limit (dBuV/m)	Margin (dB)	Raw Value Chain 0 (dBm)	Correction Factor (dB)	EIRP Level (dBm)
1	5086.21	57.95 PK	74	-16.05	-45.68	8.37	-37.31
2	5086.21	49.05 AV	54	-4.95	-54.58	8.37	-46.21
3	10615.38	53.89 PK	74	-20.11	-49.74	8.37	-41.37
4	10615.38	47.79 AV	54	-6.21	-55.84	8.37	-47.47
5	18911.5	56.25 PK	74	-17.75	-47.38	8.37	-39.01
6	18911.5	49.15 AV	54	-4.85	-54.48	8.37	-46.11
7	23775.4	59.75 PK	74	-14.25	-43.88	8.37	-35.51
8	23775.4	51.06 AV	54	-2.94	-52.57	8.37	-44.2
9	38812.18	50.39 PK	74	-23.61	-53.24	8.37	-44.87
10	38812.18	45.11 AV	54	-8.89	-58.52	8.37	-50.15

Note: Margin value = Emission Level - Limit value

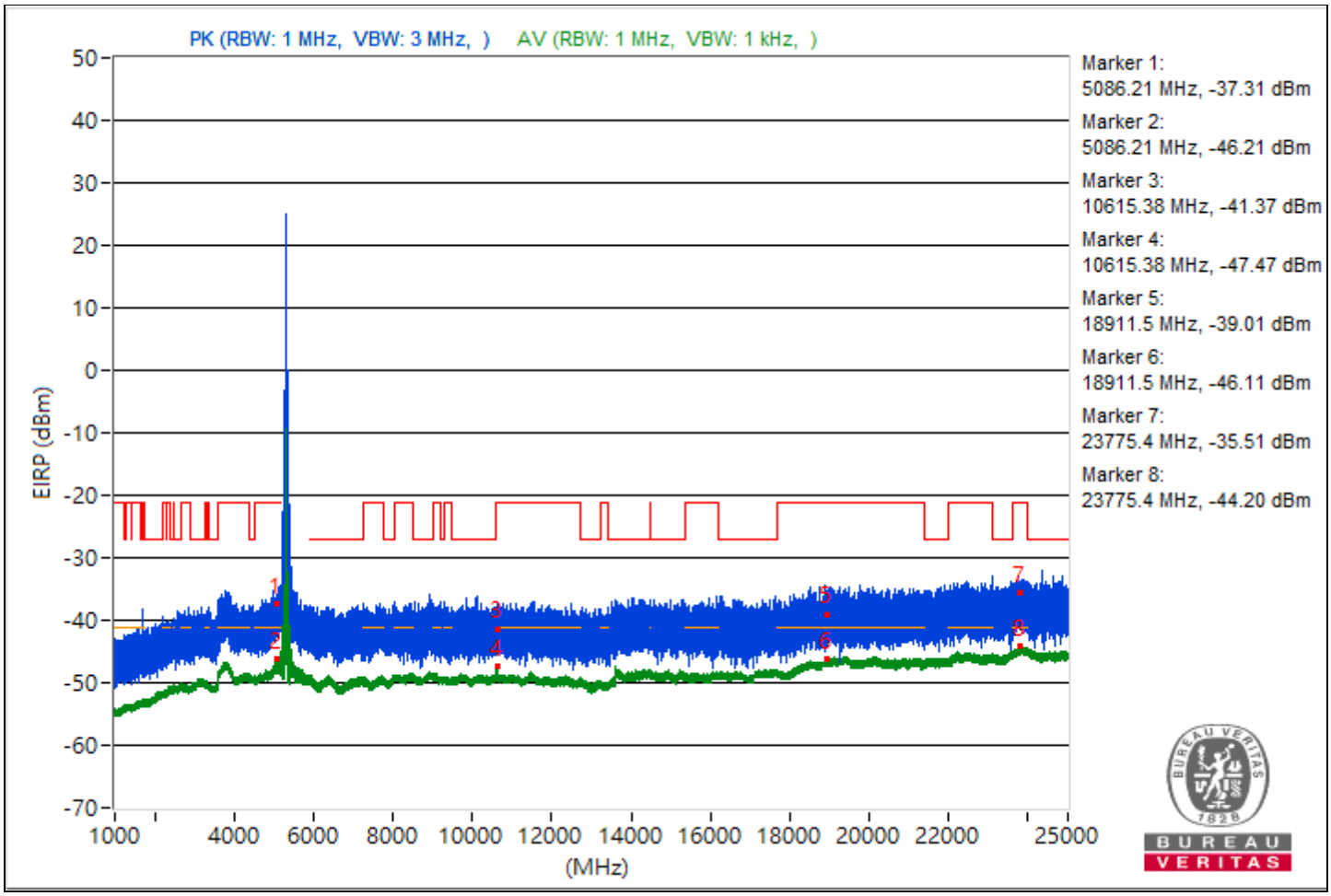

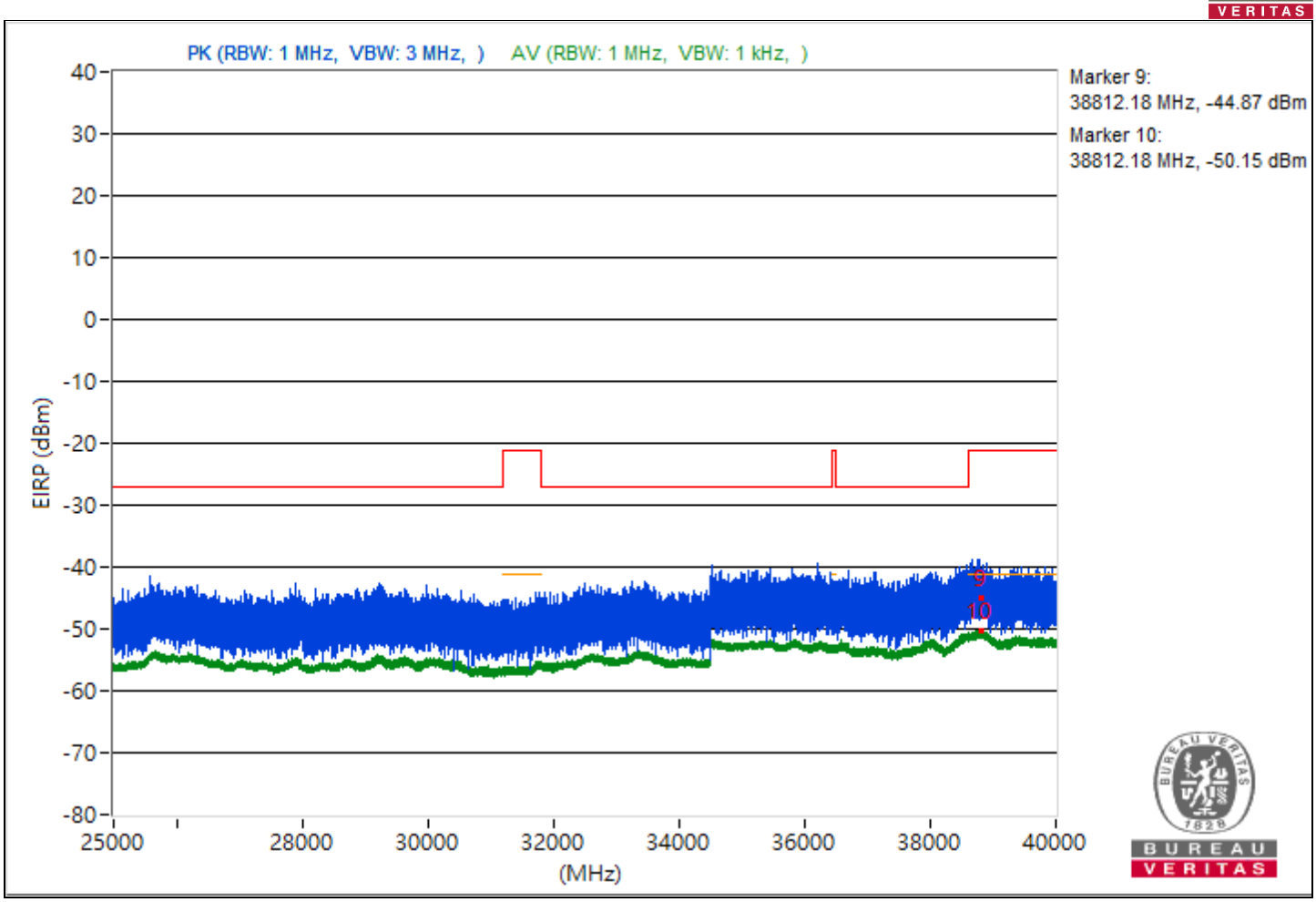
PK (RBW: 1 MHz, VBW: 3 MHz,)
AV (RBW: 1 MHz, VBW: 1 kHz,)
Marker 9:
38812.18 MHz, -44.87 dBm
Marker 10:
38812.18 MHz, -50.15 dBm
EIRP (dBm)
40
30
20
10
0
-10
-20
-30
-40
-50
-60
-70
-80
25000
28000
30000
32000
34000
36000
38000
40000
(MHz)
9
10

RF Mode	802.11be (EHT40)	Channel	CH 102：5510 MHz
Frequency Range	1 GHz ~ 40 GHz	Environmental Conditions	20°C, 60% RH
Tested By	Henry Hsu		

Conducted Unwanted Emissions							
No.	Frequency (MHz)	Emission Level (dBuV/m)	Limit (dBuV/m)	Margin (dB)	Raw Value Chain 0 (dBm)	Correction Factor (dB)	EIRP Level (dBm)
1	3820.46	55.95 PK	74	-18.05	-47.68	8.37	-39.31
2	3820.46	48.45 AV	54	-5.55	-55.18	8.37	-46.81
3	9048.44	53.35 PK	74	-20.65	-50.28	8.37	-41.91
4	9048.44	46.9 AV	54	-7.1	-56.73	8.37	-48.36
5	18951.5	55.58 PK	74	-18.42	-48.05	8.37	-39.68
6	18951.5	49.1 AV	54	-4.9	-54.53	8.37	-46.16
7	23795.2	59.47 PK	74	-14.53	-44.16	8.37	-35.79
8	23795.2	51.19 AV	54	-2.81	-52.44	8.37	-44.07
9	38804.09	48.92 PK	74	-25.08	-54.71	8.37	-46.34
10	38804.09	45.17 AV	54	-8.83	-58.46	8.37	-50.09

Note: Margin value = Emission Level - Limit value

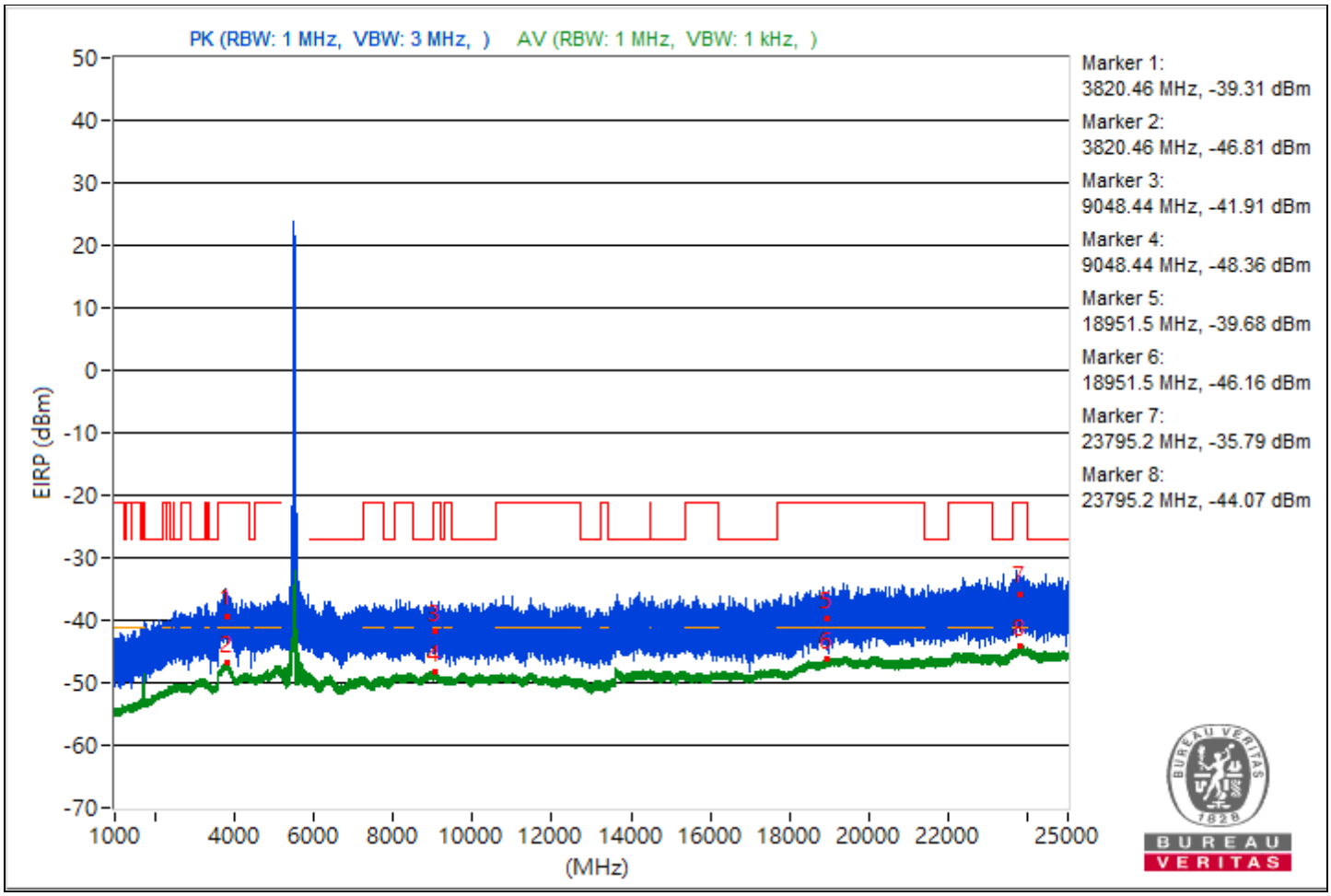

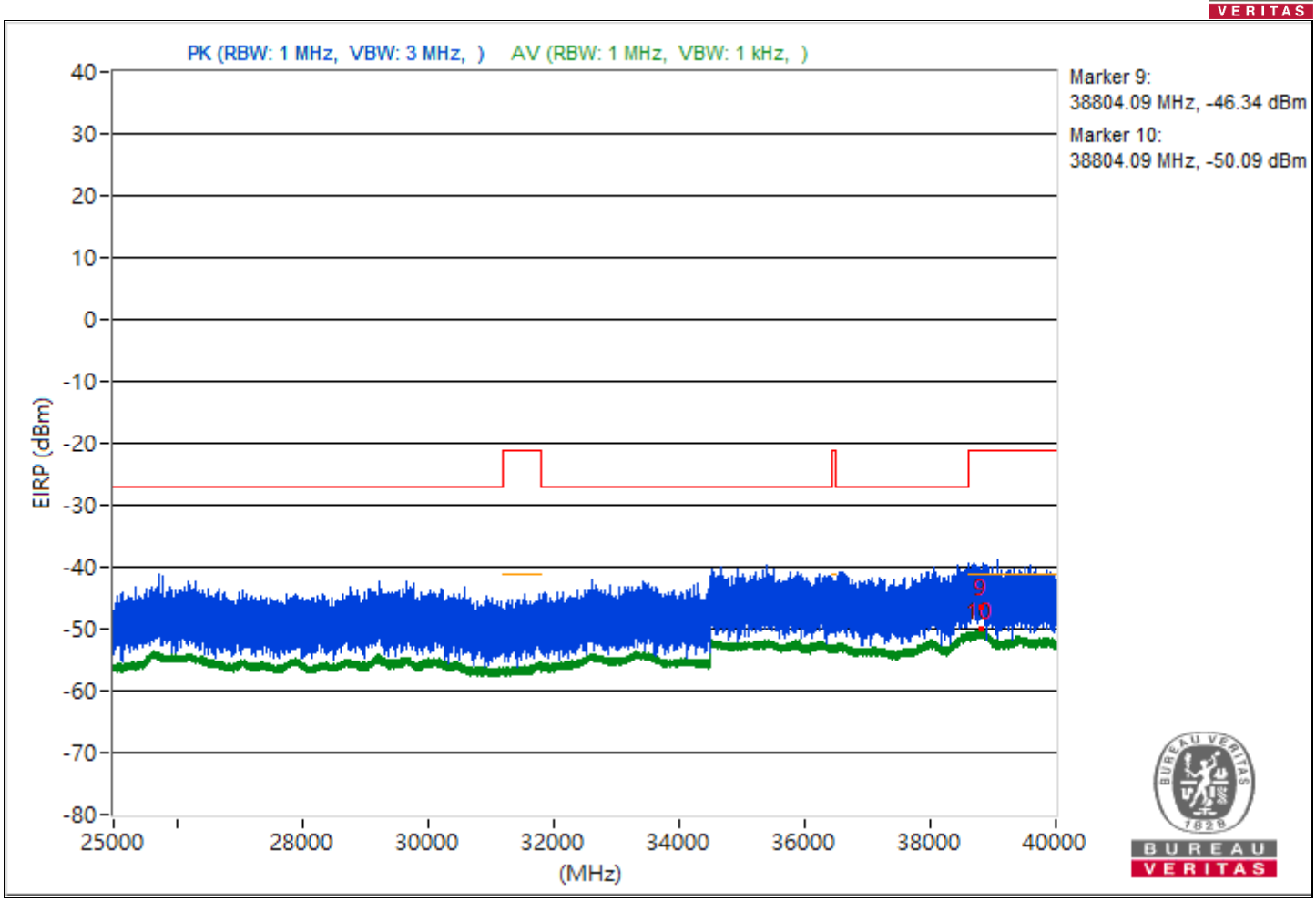
PK (RBW: 1 MHz, VBW: 3 MHz,)
AV (RBW: 1 MHz, VBW: 1 kHz,)
Marker 9:
38804.09 MHz, -46.34 dBm
Marker 10:
38804.09 MHz, -50.09 dBm
EIRP (dBm)
40
30
20
10
0
-10
-20
-30
-40
-50
-60
-70
-80
25000
28000
30000
32000
34000
36000
38000
40000
(MHz)
9
10

RF Mode	802.11be (EHT40)	Channel	CH 110：5550 MHz
Frequency Range	1 GHz ~ 40 GHz	Environmental Conditions	20°C, 60% RH
Tested By	Henry Hsu		

Conducted Unwanted Emissions							
No.	Frequency (MHz)	Emission Level (dBuV/m)	Limit (dBuV/m)	Margin (dB)	Raw Value Chain 0 (dBm)	Correction Factor (dB)	EIRP Level (dBm)
1	3790.51	55.51 PK	74	-18.49	-48.12	8.37	-39.75
2	3790.51	48.45 AV	54	-5.55	-55.18	8.37	-46.81
3	9010.76	52.56 PK	74	-21.44	-51.07	8.37	-42.7
4	9010.76	46.97 AV	54	-7.03	-56.66	8.37	-48.29
5	18988.4	55.73 PK	74	-18.27	-47.9	8.37	-39.53
6	18988.4	49.19 AV	54	-4.81	-54.44	8.37	-46.07
7	23823.5	55.75 PK	74	-18.25	-47.88	8.37	-39.51
8	23823.5	51.1 AV	54	-2.9	-52.53	8.37	-44.16
9	38849.51	50.29 PK	74	-23.71	-53.34	8.37	-44.97
10	38849.51	45.15 AV	54	-8.85	-58.48	8.37	-50.11

Note: Margin value = Emission Level - Limit value

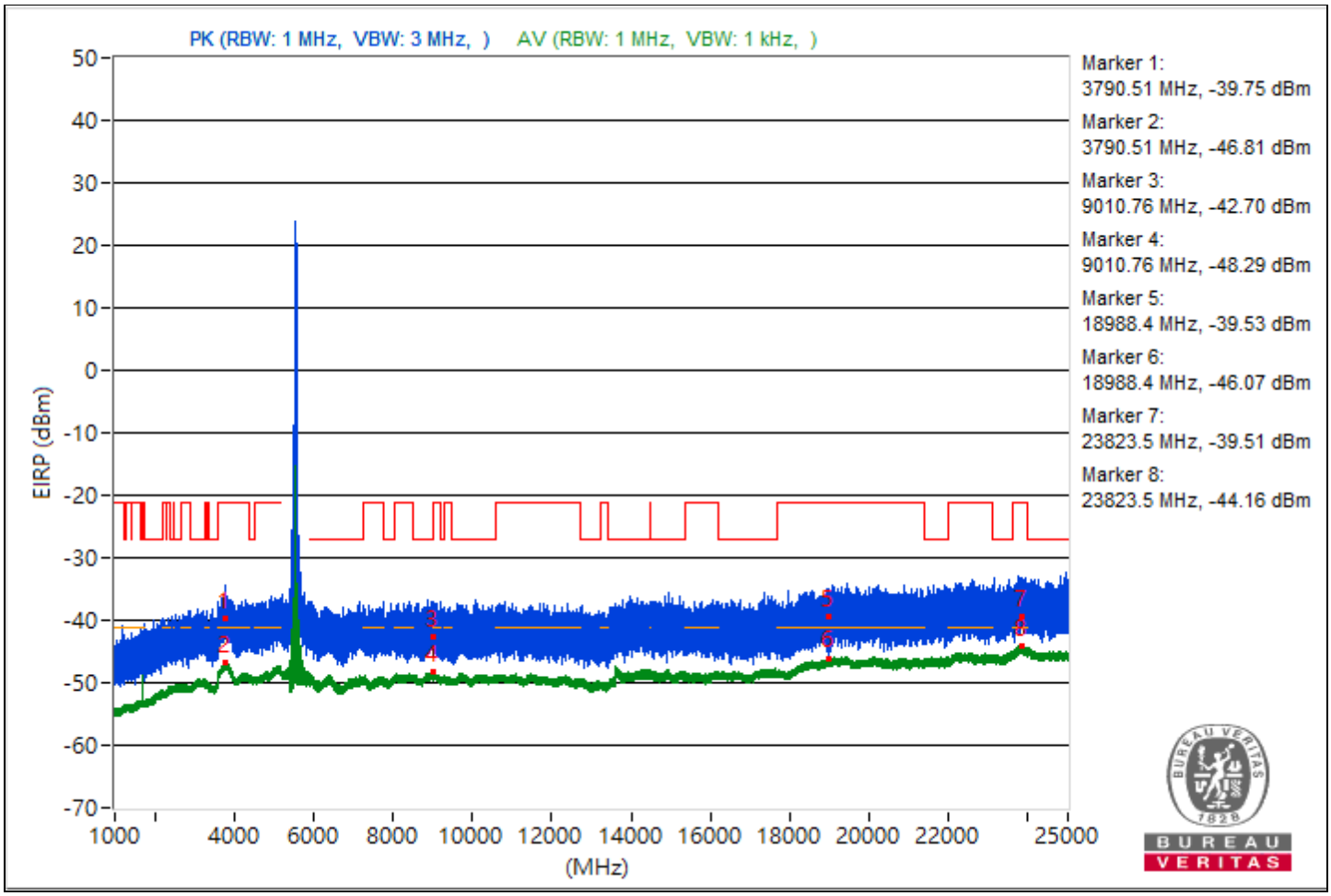

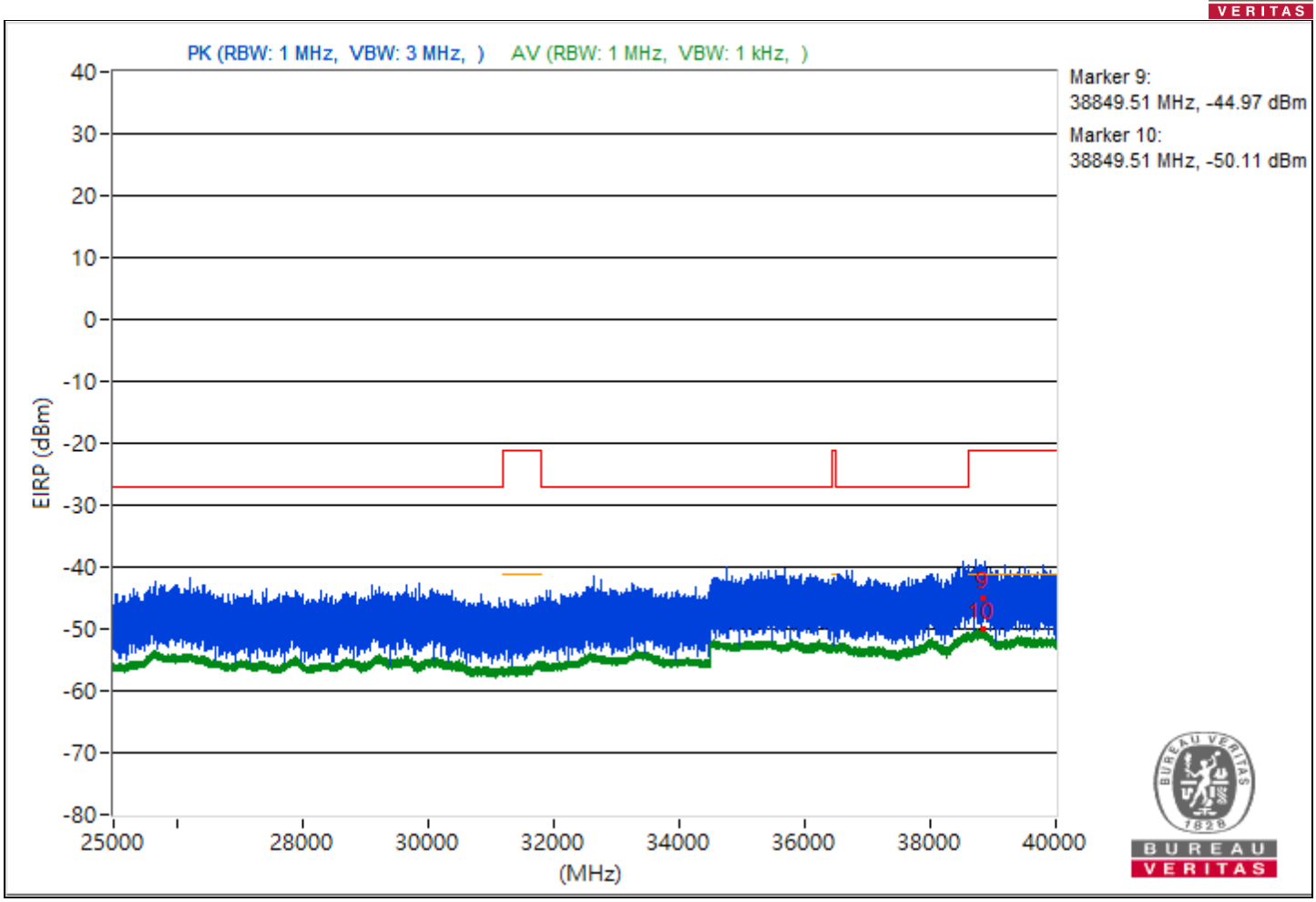
PK (RBW: 1 MHz, VBW: 3 MHz,)
AV (RBW: 1 MHz, VBW: 1 kHz,)
Marker 9:
38849.51 MHz, -44.97 dBm
Marker 10:
38849.51 MHz, -50.11 dBm
EIRP (dBm)
40
30
20
10
0
-10
-20
-30
-40
-50
-60
-70
-80
25000
28000
30000
32000
34000
36000
38000
40000
(MHz)
9
10

RF Mode	802.11be (EHT40)	Channel	CH 134：5670 MHz
Frequency Range	1 GHz ~ 40 GHz	Environmental Conditions	20°C, 60% RH
Tested By	Henry Hsu		

Conducted Unwanted Emissions							
No.	Frequency (MHz)	Emission Level (dBuV/m)	Limit (dBuV/m)	Margin (dB)	Raw Value Chain 0 (dBm)	Correction Factor (dB)	EIRP Level (dBm)
1	3757.92	54.15 PK	74	-19.85	-49.48	8.37	-41.11
2	3757.92	48.38 AV	54	-5.62	-55.25	8.37	-46.88
3	9072.09	53.82 PK	74	-20.18	-49.81	8.37	-41.44
4	9072.09	46.88 AV	54	-7.12	-56.75	8.37	-48.38
5	18976.5	54.58 PK	74	-19.42	-49.05	8.37	-40.68
6	18976.5	49.04 AV	54	-4.96	-54.59	8.37	-46.22
7	23838.4	56.6 PK	74	-17.4	-47.03	8.37	-38.66
8	23838.4	51.19 AV	54	-2.81	-52.44	8.37	-44.07
9	38771.38	47.48 PK	74	-26.52	-56.15	8.37	-47.78
10	38771.38	45.13 AV	54	-8.87	-58.5	8.37	-50.13

Note: Margin value = Emission Level - Limit value

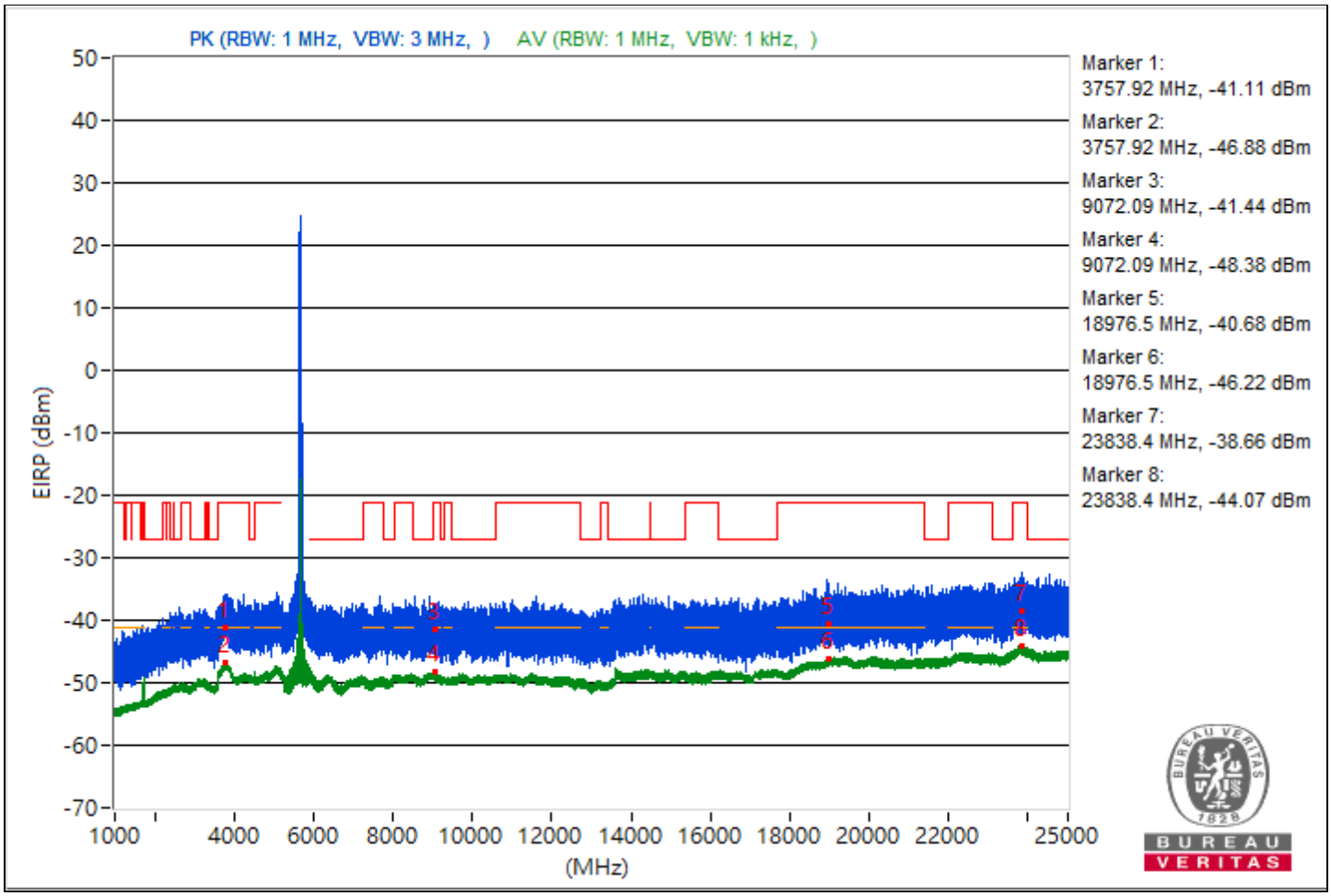

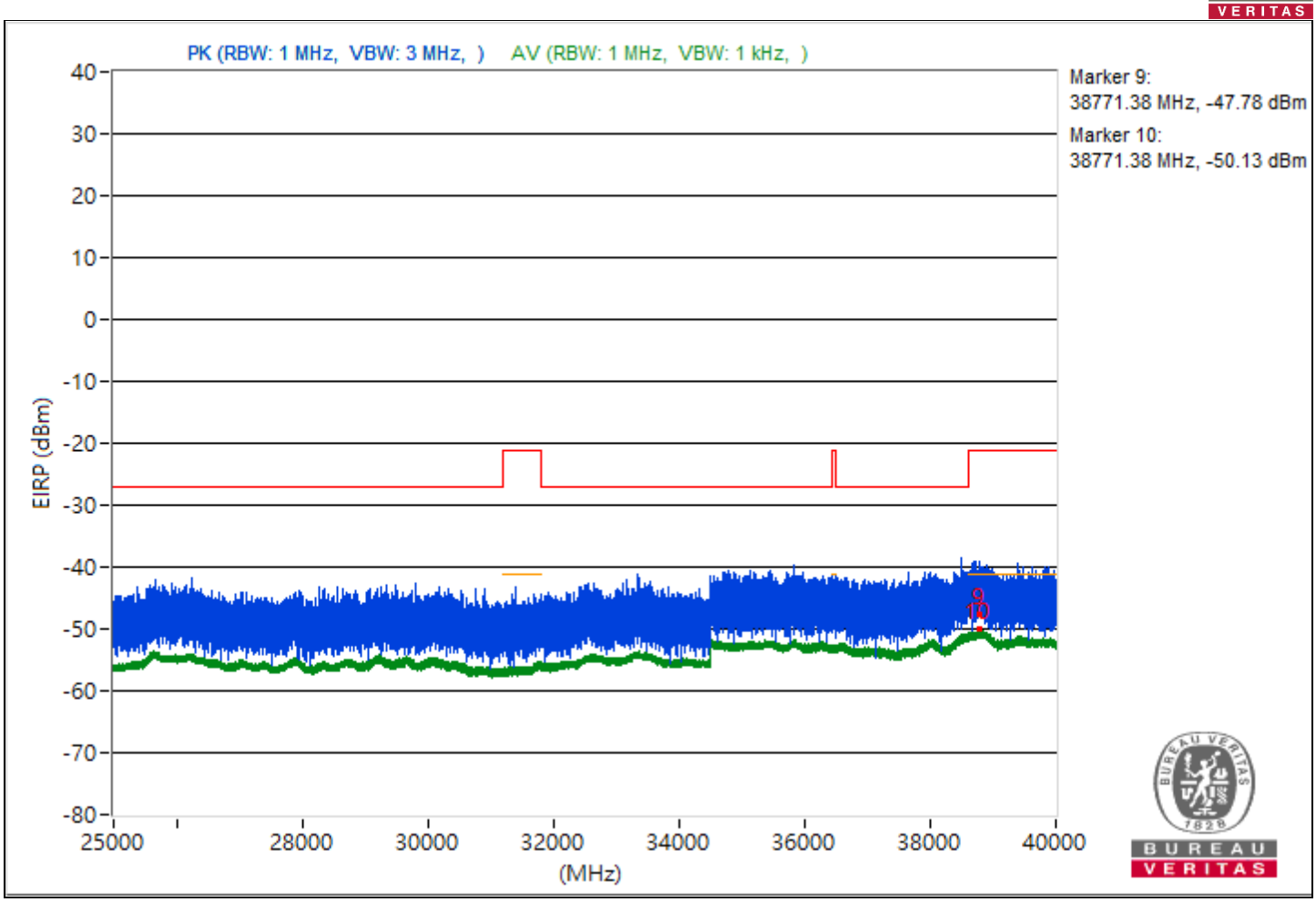
PK (RBW: 1 MHz, VBW: 3 MHz,)
AV (RBW: 1 MHz, VBW: 1 kHz,)
Marker 9:
38771.38 MHz, -47.78 dBm
Marker 10:
38771.38 MHz, -50.13 dBm
EIRP (dBm)
40
30
20
10
0
-10
-20
-30
-40
-50
-60
-70
-80
25000
28000
30000
32000
34000
36000
38000
40000
(MHz)
9
10

RF Mode	802.11be (EHT40)	Channel	CH 142：5710 MHz
Frequency Range	1 GHz ~ 40 GHz	Environmental Conditions	20°C, 60% RH
Tested By	Henry Hsu		

Conducted Unwanted Emissions							
No.	Frequency (MHz)	Emission Level (dBuV/m)	Limit (dBuV/m)	Margin (dB)	Raw Value Chain 0 (dBm)	Correction Factor (dB)	EIRP Level (dBm)
1	3761.66	53.14 PK	74	-20.86	-50.49	8.37	-42.12
2	3761.66	48.45 AV	54	-5.55	-55.18	8.37	-46.81
3	9027.56	54.47 PK	74	-19.53	-49.16	8.37	-40.79
4	9027.56	46.94 AV	54	-7.06	-56.69	8.37	-48.32
5	18997.7	58.55 PK	74	-15.45	-45.08	8.37	-36.71
6	18997.7	49.01 AV	54	-4.99	-54.62	8.37	-46.25
7	23813.7	59.55 PK	74	-14.45	-44.08	8.37	-35.71
8	23813.7	51.21 AV	54	-2.79	-52.42	8.37	-44.05
9	38817.6	53.05 PK	74	-20.95	-50.58	8.37	-42.21
10	38817.6	45.13 AV	54	-8.87	-58.5	8.37	-50.13

Note: Margin value = Emission Level - Limit value

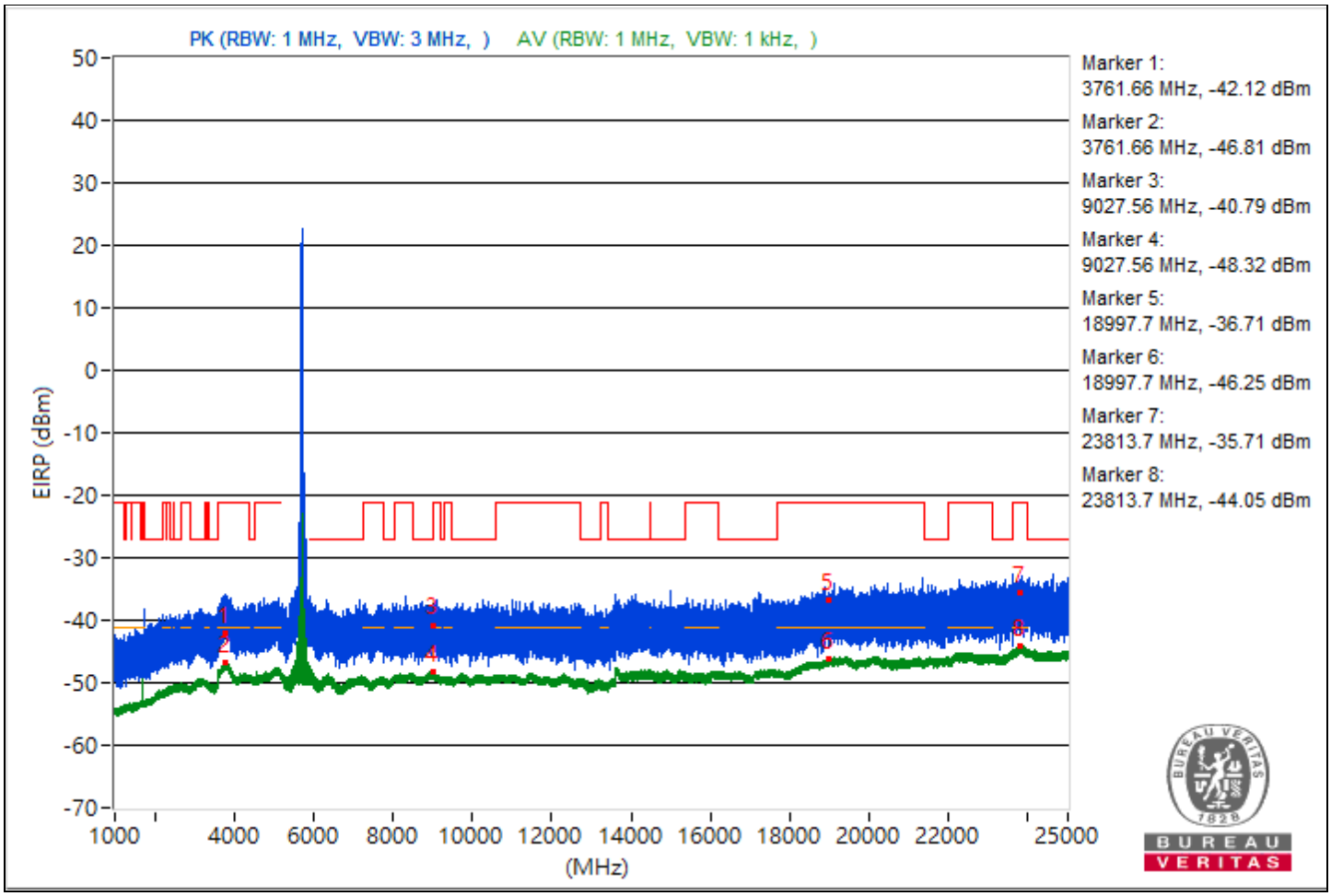

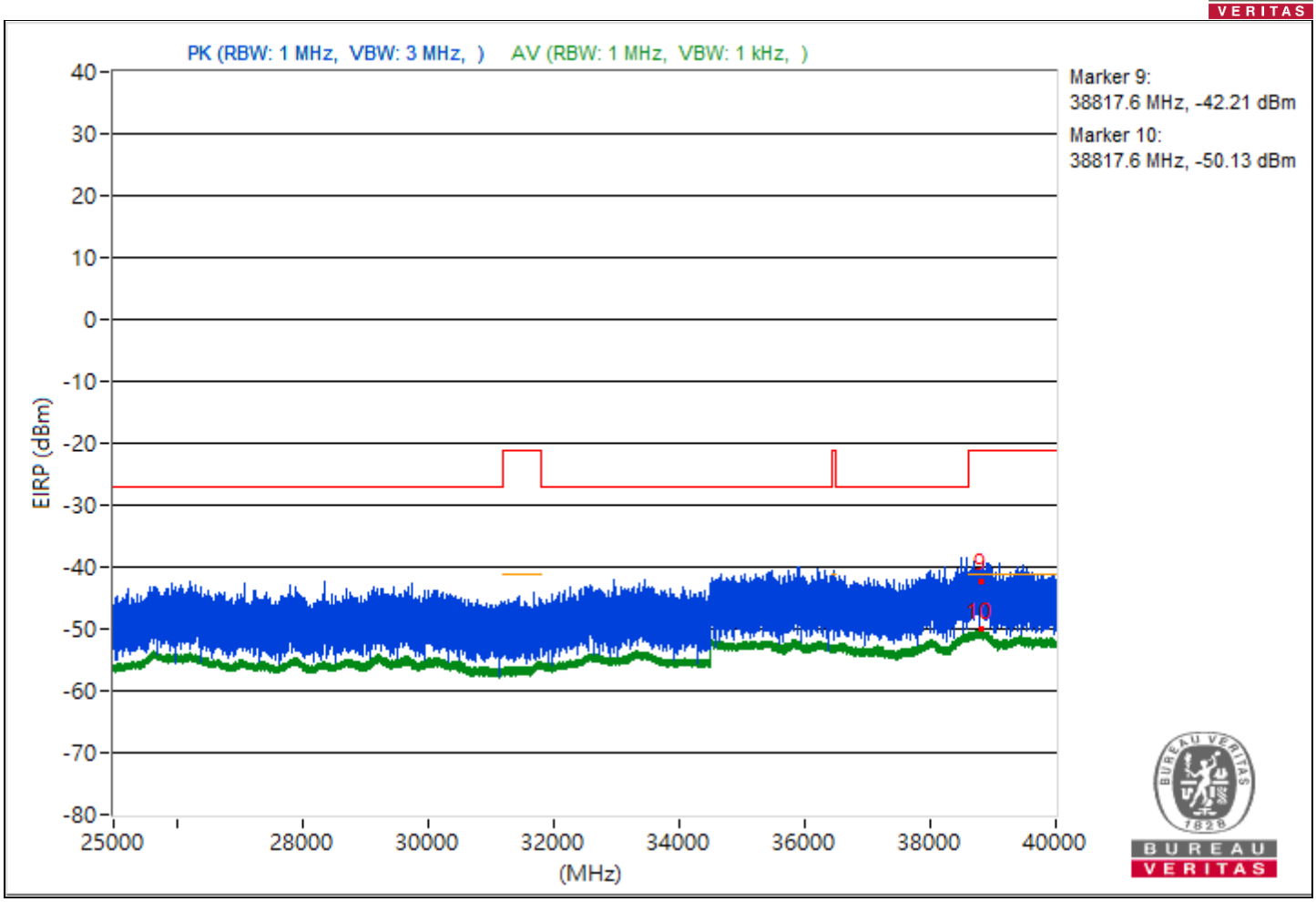
PK (RBW: 1 MHz, VBW: 3 MHz,)
AV (RBW: 1 MHz, VBW: 1 kHz,)
Marker 9:
38817.6 MHz, -42.21 dBm
Marker 10:
38817.6 MHz, -50.13 dBm
EIRP (dBm)
40
30
20
10
0
-10
-20
-30
-40
-50
-60
-70
-80
25000
28000
30000
32000
34000
36000
38000
40000
(MHz)
9
10

RF Mode	802.11be (EHT40)	Channel	CH 151：5755 MHz
Frequency Range	1 GHz ~ 40 GHz	Environmental Conditions	20°C, 60% RH
Tested By	Henry Hsu		

Conducted Unwanted Emissions							
No.	Frequency (MHz)	Emission Level (dBuV/m)	Limit (dBuV/m)	Margin (dB)	Raw Value Chain 0 (dBm)	Correction Factor (dB)	EIRP Level (dBm)
1	3819.52	58.12 PK	74	-15.88	-45.51	8.37	-37.14
2	3819.52	48.54 AV	54	-5.46	-55.09	8.37	-46.72
3	11504.71	53.88 PK	74	-20.12	-49.75	8.37	-41.38
4	11504.71	47.17 AV	54	-6.83	-56.46	8.37	-48.09
5	18965	55.91 PK	74	-18.09	-47.72	8.37	-39.35
6	18965	49.03 AV	54	-4.97	-54.6	8.37	-46.23
7	23782.2	58.17 PK	74	-15.83	-45.46	8.37	-37.09
8	23782.2	51.12 AV	54	-2.88	-52.51	8.37	-44.14
9	38784.98	47.99 PK	74	-26.01	-55.64	8.37	-47.27
10	38784.98	45.12 AV	54	-8.88	-58.51	8.37	-50.14

Note: Margin value = Emission Level - Limit value

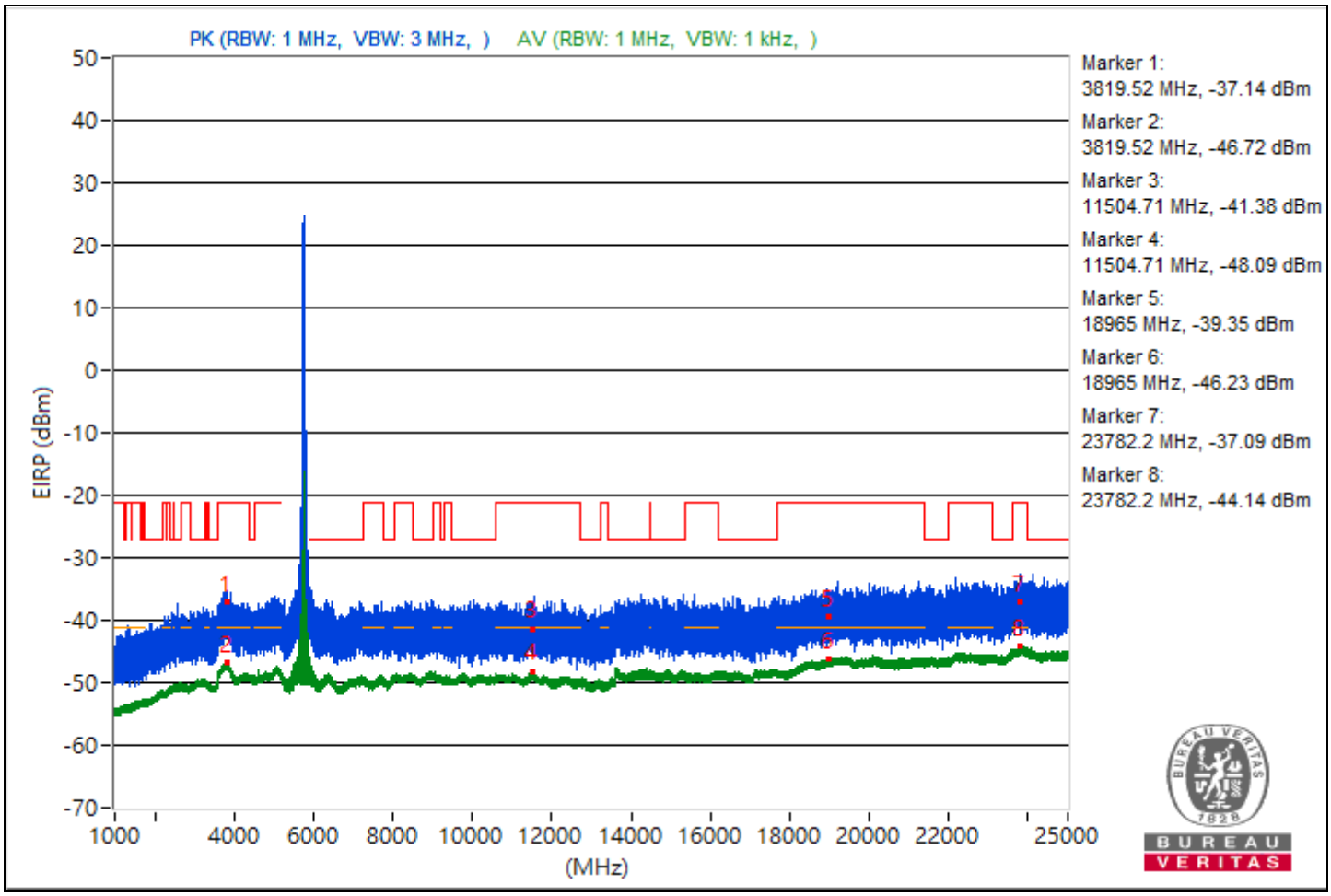

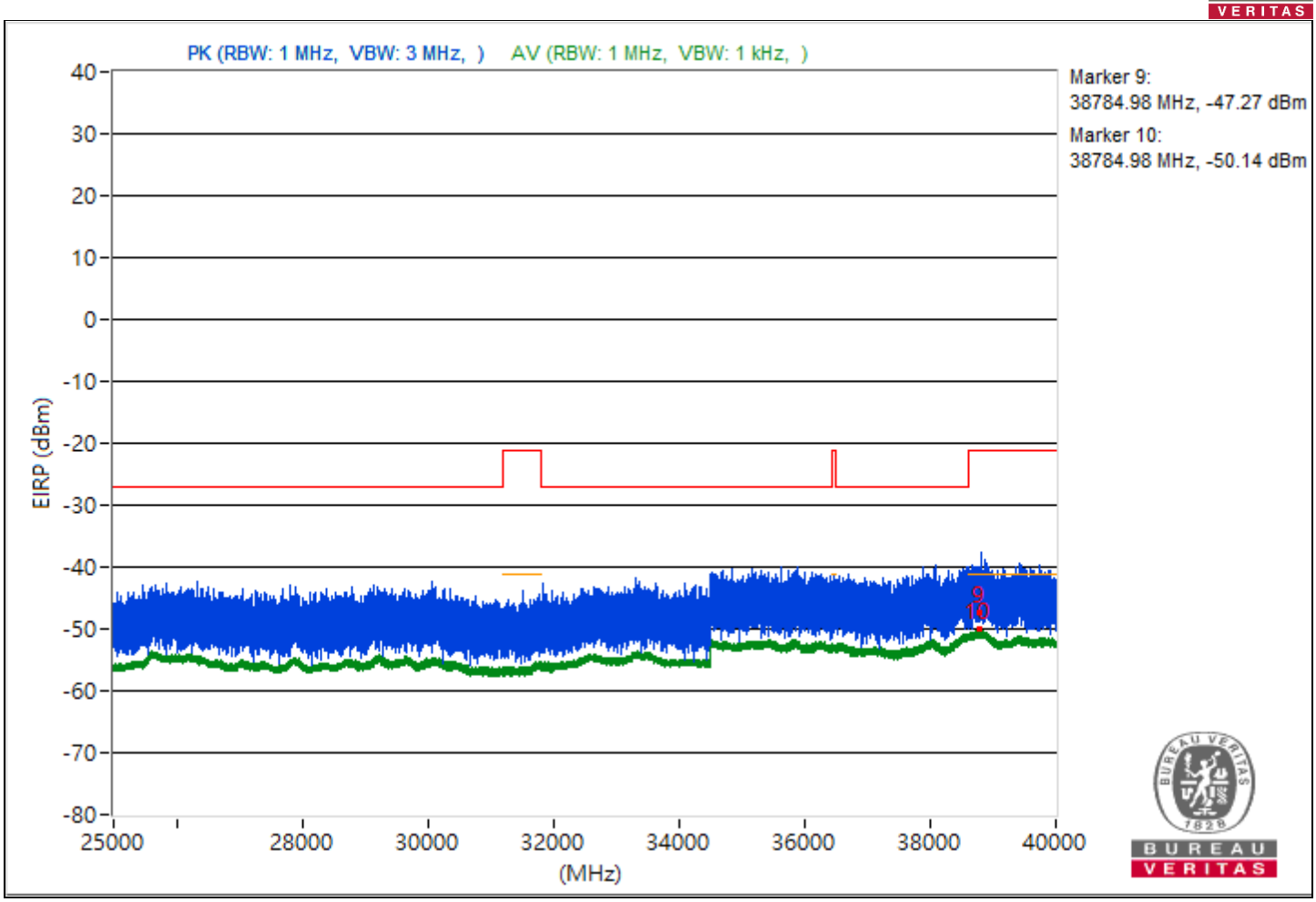
PK (RBW: 1 MHz, VBW: 3 MHz,)
AV (RBW: 1 MHz, VBW: 1 kHz,)
Marker 9:
38784.98 MHz, -47.27 dBm
Marker 10:
38784.98 MHz, -50.14 dBm
EIRP (dBm)
40
30
20
10
0
-10
-20
-30
-40
-50
-60
-70
-80
25000
28000
30000
32000
34000
36000
38000
40000
(MHz)
9
10

RF Mode	802.11be (EHT40)	Channel	CH 159：5795 MHz
Frequency Range	1 GHz ~ 40 GHz	Environmental Conditions	20°C, 60% RH
Tested By	Henry Hsu		

Conducted Unwanted Emissions							
No.	Frequency (MHz)	Emission Level (dBuV/m)	Limit (dBuV/m)	Margin (dB)	Raw Value Chain 0 (dBm)	Correction Factor (dB)	EIRP Level (dBm)
1	3805.83	55.24 PK	74	-18.76	-48.39	8.37	-40.02
2	3805.83	48.65 AV	54	-5.35	-54.98	8.37	-46.61
3	9012.98	53.59 PK	74	-20.41	-50.04	8.37	-41.67
4	9012.98	47 AV	54	-7	-56.63	8.37	-48.26
5	18965.7	53.82 PK	74	-20.18	-49.81	8.37	-41.44
6	18965.7	49.09 AV	54	-4.91	-54.54	8.37	-46.17
7	23849.4	56.74 PK	74	-17.26	-46.89	8.37	-38.52
8	23849.4	51.2 AV	54	-2.8	-52.43	8.37	-44.06
9	38813.07	50.91 PK	74	-23.09	-52.72	8.37	-44.35
10	38813.07	45.07 AV	54	-8.93	-58.56	8.37	-50.19

Note: Margin value = Emission Level - Limit value

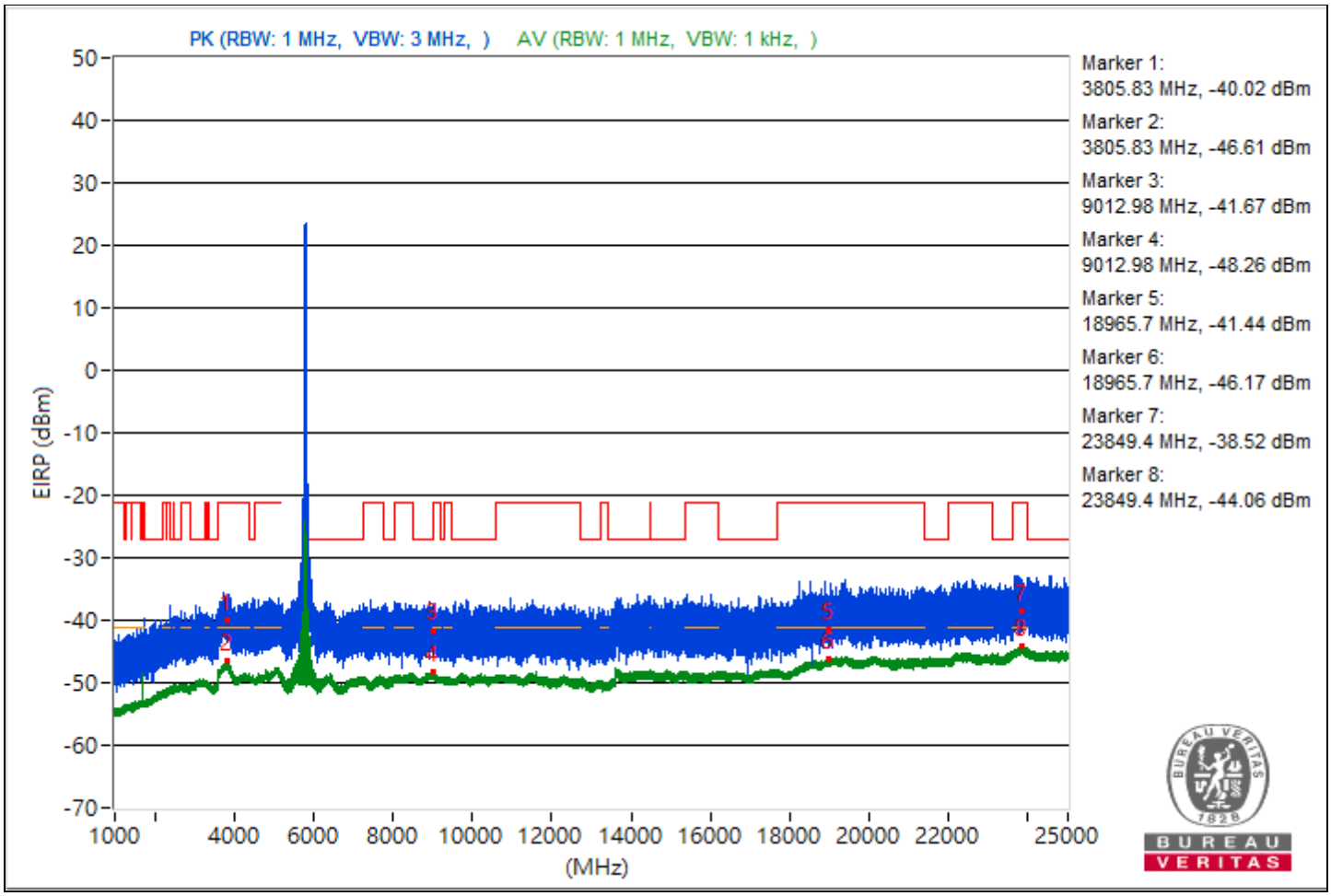

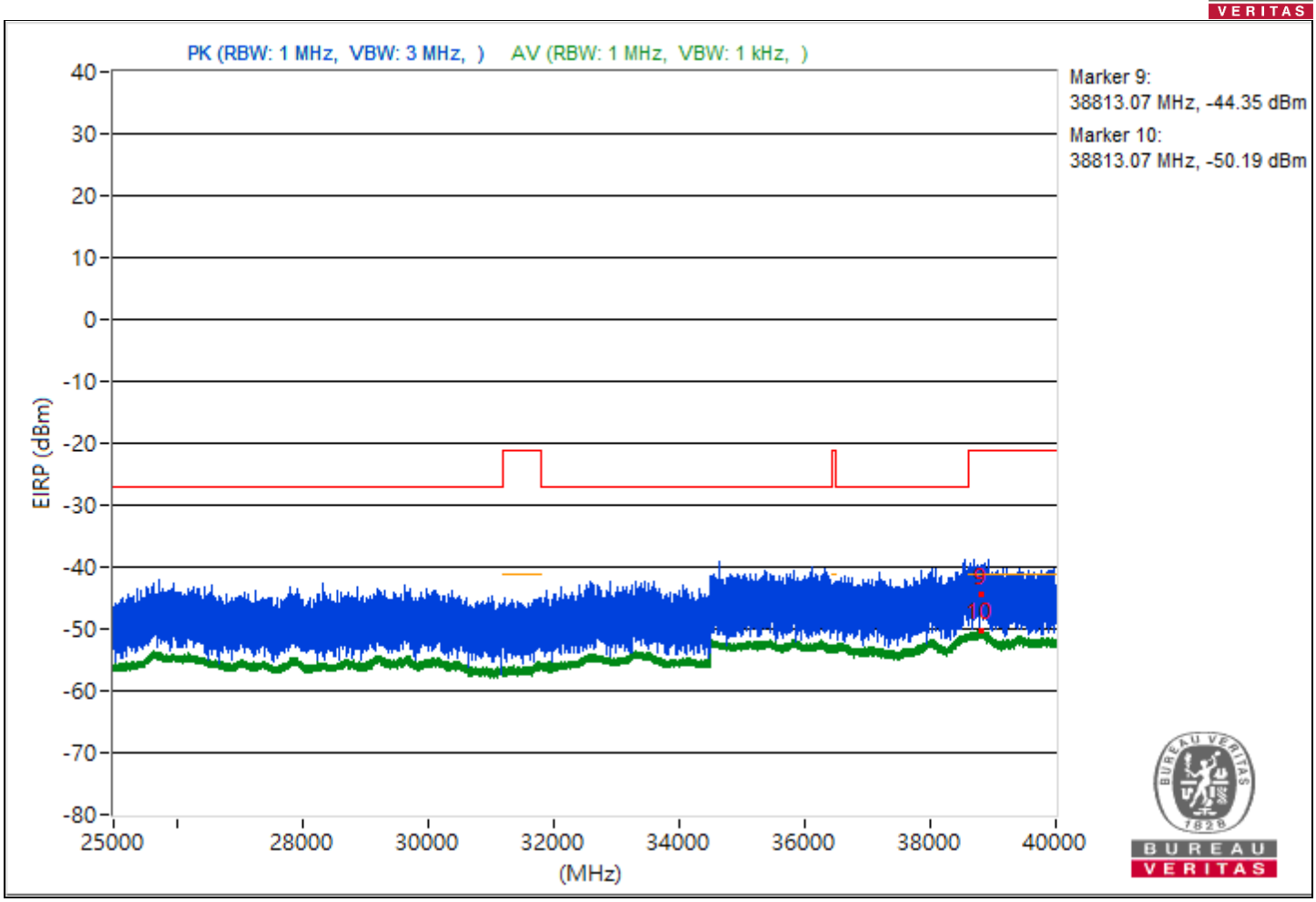
PK (RBW: 1 MHz, VBW: 3 MHz,)
AV (RBW: 1 MHz, VBW: 1 kHz,)
Marker 9:
38813.07 MHz, -44.35 dBm
Marker 10:
38813.07 MHz, -50.19 dBm
EIRP (dBm)
40
30
20
10
0
-10
-20
-30
-40
-50
-60
-70
-80
25000
28000
30000
32000
34000
36000
38000
40000
(MHz)
9
10

RF Mode	802.11be (EHT80)	Channel	CH 42：5210 MHz
Frequency Range	1 GHz ~ 40 GHz	Environmental Conditions	20°C, 60% RH
Tested By	Henry Hsu		

Conducted Unwanted Emissions							
No.	Frequency (MHz)	Emission Level (dBuV/m)	Limit (dBuV/m)	Margin (dB)	Raw Value Chain 0 (dBm)	Correction Factor (dB)	EIRP Level (dBm)
1	5095.7	61.17 PK	74	-12.83	-42.46	8.37	-34.09
2	5095.7	53.27 AV	54	-0.73	-50.36	8.37	-41.99
3	8335.73	53.9 PK	74	-20.1	-49.73	8.37	-41.36
4	8335.73	46.97 AV	54	-7.03	-56.66	8.37	-48.29
5	18996.5	56.44 PK	74	-17.56	-47.19	8.37	-38.82
6	18996.5	48.94 AV	54	-5.06	-54.69	8.37	-46.32
7	23790.6	58.6 PK	74	-15.4	-45.03	8.37	-36.66
8	23790.6	51.13 AV	54	-2.87	-52.5	8.37	-44.13
9	38818.4	51.06 PK	74	-22.94	-52.57	8.37	-44.2
10	38818.4	45.13 AV	54	-8.87	-58.5	8.37	-50.13

Note: Margin value = Emission Level - Limit value

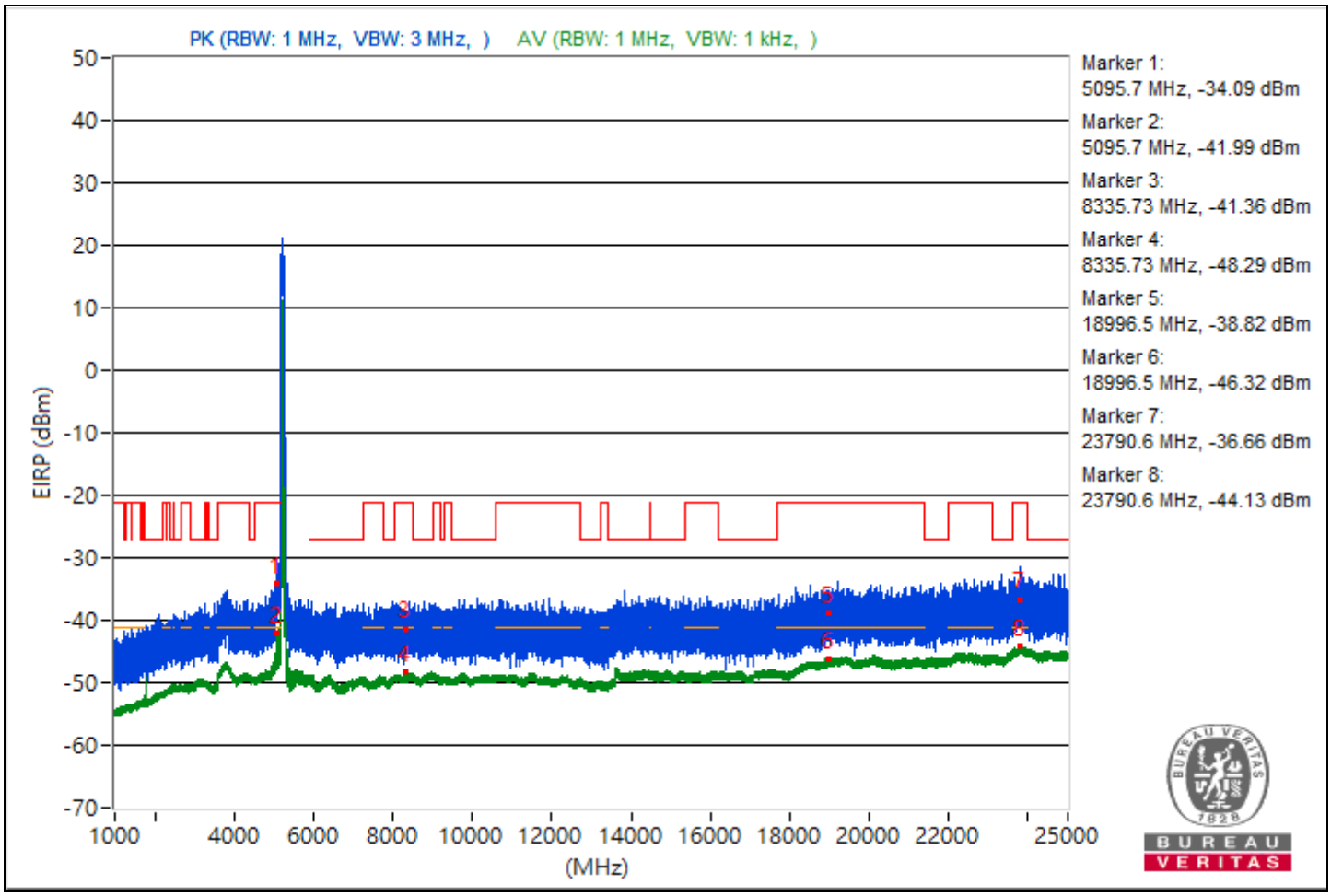

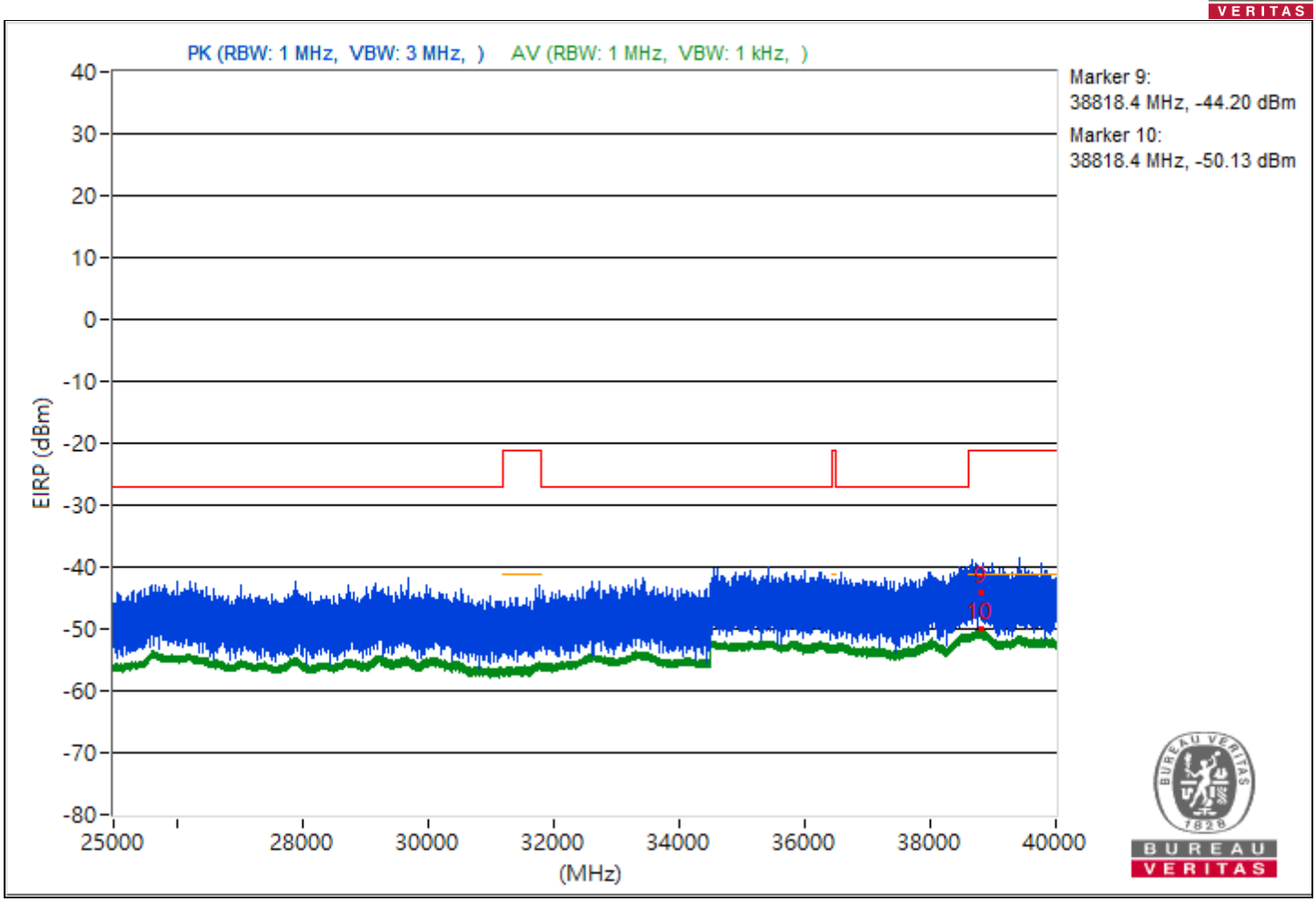
PK (RBW: 1 MHz, VBW: 3 MHz,)
AV (RBW: 1 MHz, VBW: 1 kHz,)
Marker 9:
38818.4 MHz, -44.20 dBm
Marker 10:
38818.4 MHz, -50.13 dBm
EIRP (dBm)
40
30
20
10
0
-10
-20
-30
-40
-50
-60
-70
-80
25000
28000
30000
32000
34000
36000
38000
40000
(MHz)
9
10

RF Mode	802.11be (EHT80)	Channel	CH 58：5290 MHz
Frequency Range	1 GHz ~ 40 GHz	Environmental Conditions	20°C, 60% RH
Tested By	Henry Hsu		

Conducted Unwanted Emissions							
No.	Frequency (MHz)	Emission Level (dBuV/m)	Limit (dBuV/m)	Margin (dB)	Raw Value Chain 0 (dBm)	Correction Factor (dB)	EIRP Level (dBm)
1	5092.98	59 PK	74	-15	-44.63	8.37	-36.26
2	5092.98	49.7 AV	54	-4.3	-53.93	8.37	-45.56
3	9014.76	55.1 PK	74	-18.9	-48.53	8.37	-40.16
4	9014.76	46.9 AV	54	-7.1	-56.73	8.37	-48.36
5	18996.1	58.04 PK	74	-15.96	-45.59	8.37	-37.22
6	18996.1	49.04 AV	54	-4.96	-54.59	8.37	-46.22
7	23844.3	59.29 PK	74	-14.71	-44.34	8.37	-35.97
8	23844.3	51.43 AV	54	-2.57	-52.2	8.37	-43.83
9	38779.73	54.44 PK	74	-19.56	-49.19	8.37	-40.82
10	38779.73	45.24 AV	54	-8.76	-58.39	8.37	-50.02

Note: Margin value = Emission Level - Limit value

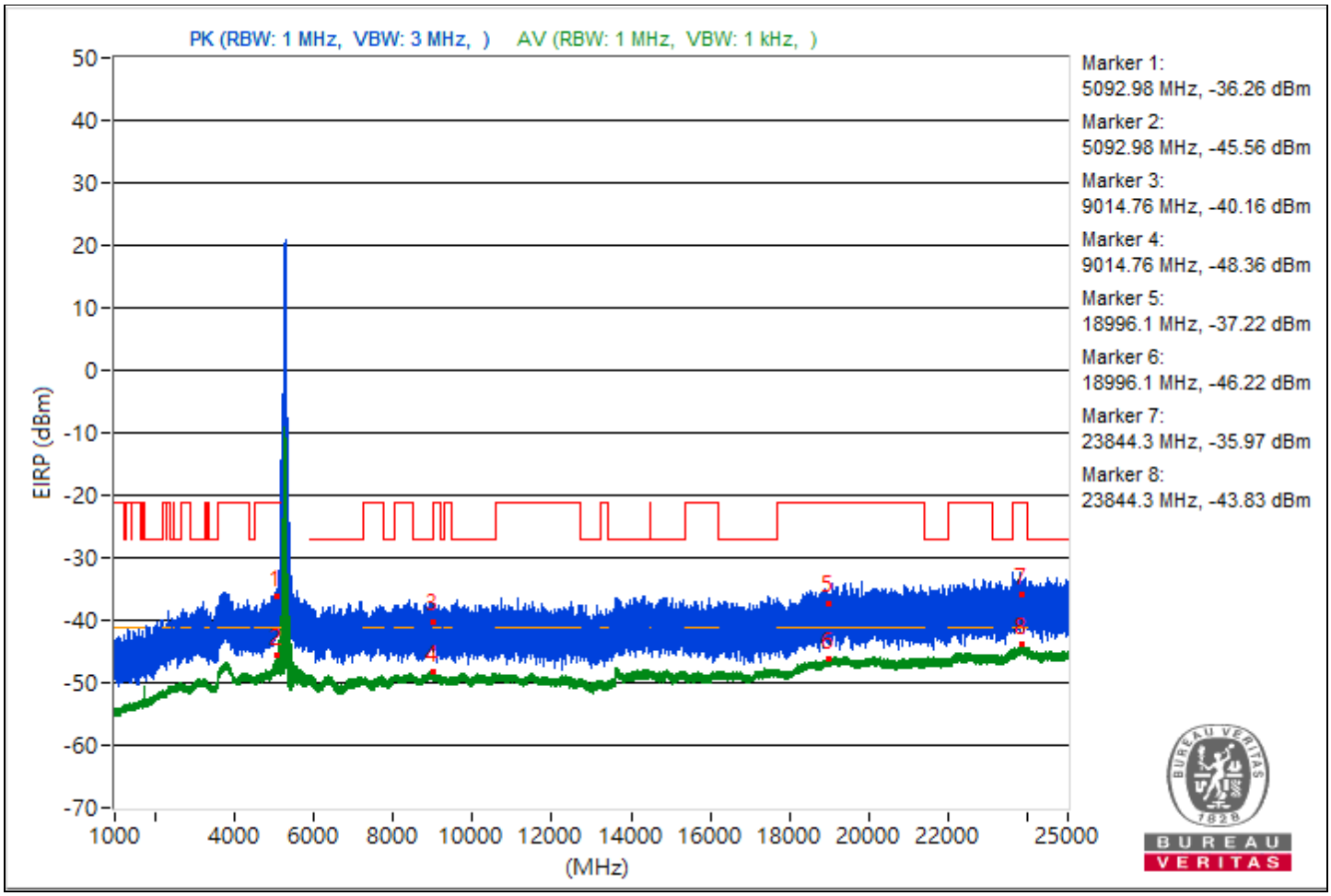

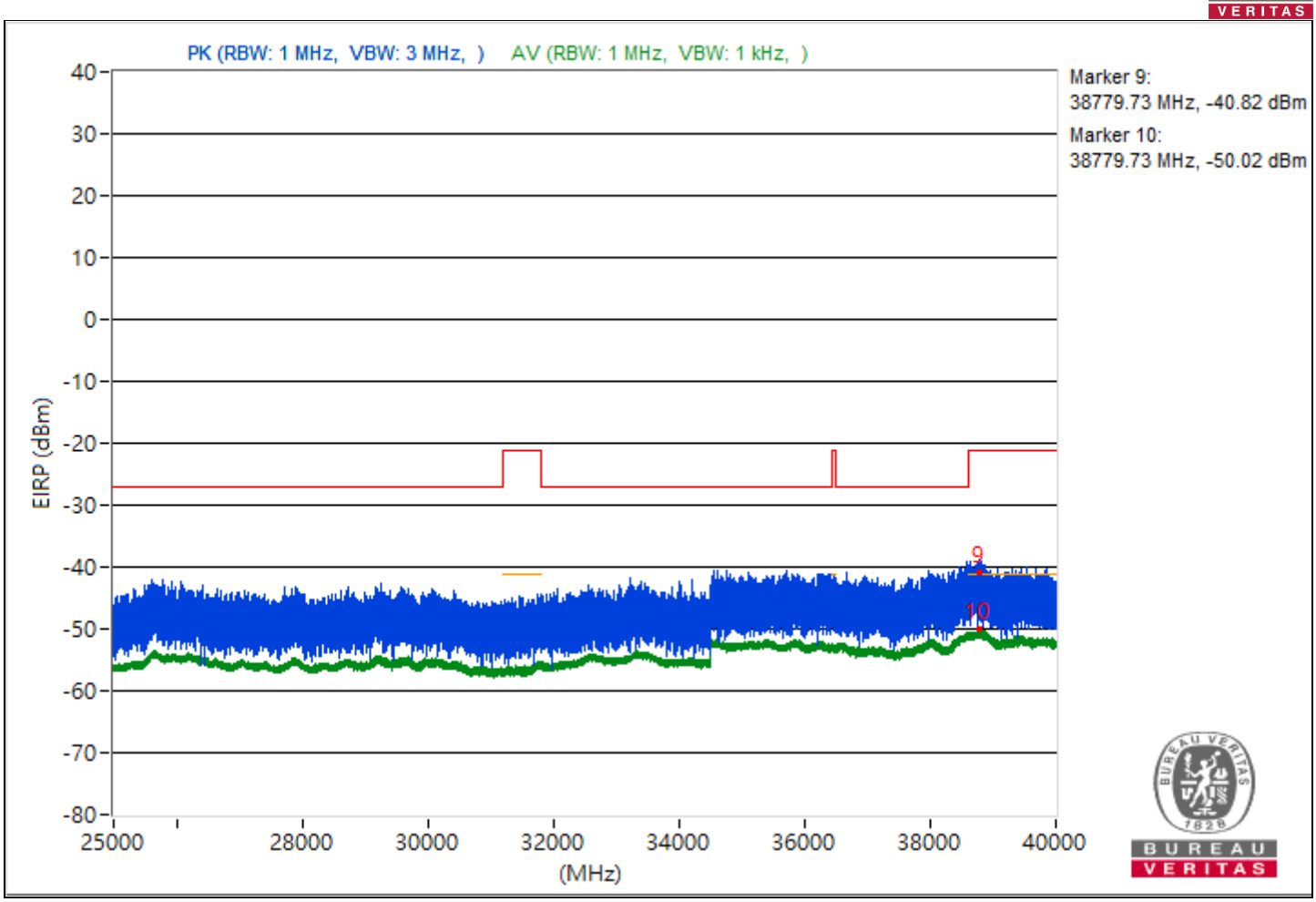
PK (RBW: 1 MHz, VBW: 3 MHz,)
AV (RBW: 1 MHz, VBW: 1 kHz,)
Marker 9:
38779.73 MHz, -40.82 dBm
Marker 10:
38779.73 MHz, -50.02 dBm
EIRP (dBm)
40
30
20
10
0
-10
-20
-30
-40
-50
-60
-70
-80
25000
28000
30000
32000
34000
36000
38000
40000
(MHz)
9
10

RF Mode	802.11be (EHT80)	Channel	CH 106：5530 MHz
Frequency Range	1 GHz ~ 40 GHz	Environmental Conditions	20°C, 60% RH
Tested By	Henry Hsu		

Conducted Unwanted Emissions							
No.	Frequency (MHz)	Emission Level (dBuV/m)	Limit (dBuV/m)	Margin (dB)	Raw Value Chain 0 (dBm)	Correction Factor (dB)	EIRP Level (dBm)
1	3778.22	58.67 PK	74	-15.33	-44.96	8.37	-36.59
2	3778.22	48.61 AV	54	-5.39	-55.02	8.37	-46.65
3	8415.73	53.37 PK	74	-20.63	-50.26	8.37	-41.89
4	8415.73	46.89 AV	54	-7.11	-56.74	8.37	-48.37
5	18958.2	54.28 PK	74	-19.72	-49.35	8.37	-40.98
6	18958.2	49.01 AV	54	-4.99	-54.62	8.37	-46.25
7	23782.9	58.1 PK	74	-15.9	-45.53	8.37	-37.16
8	23782.9	51.07 AV	54	-2.93	-52.56	8.37	-44.19
9	38766.58	50.69 PK	74	-23.31	-52.94	8.37	-44.57
10	38766.58	45.08 AV	54	-8.92	-58.55	8.37	-50.18

Note: Margin value = Emission Level - Limit value

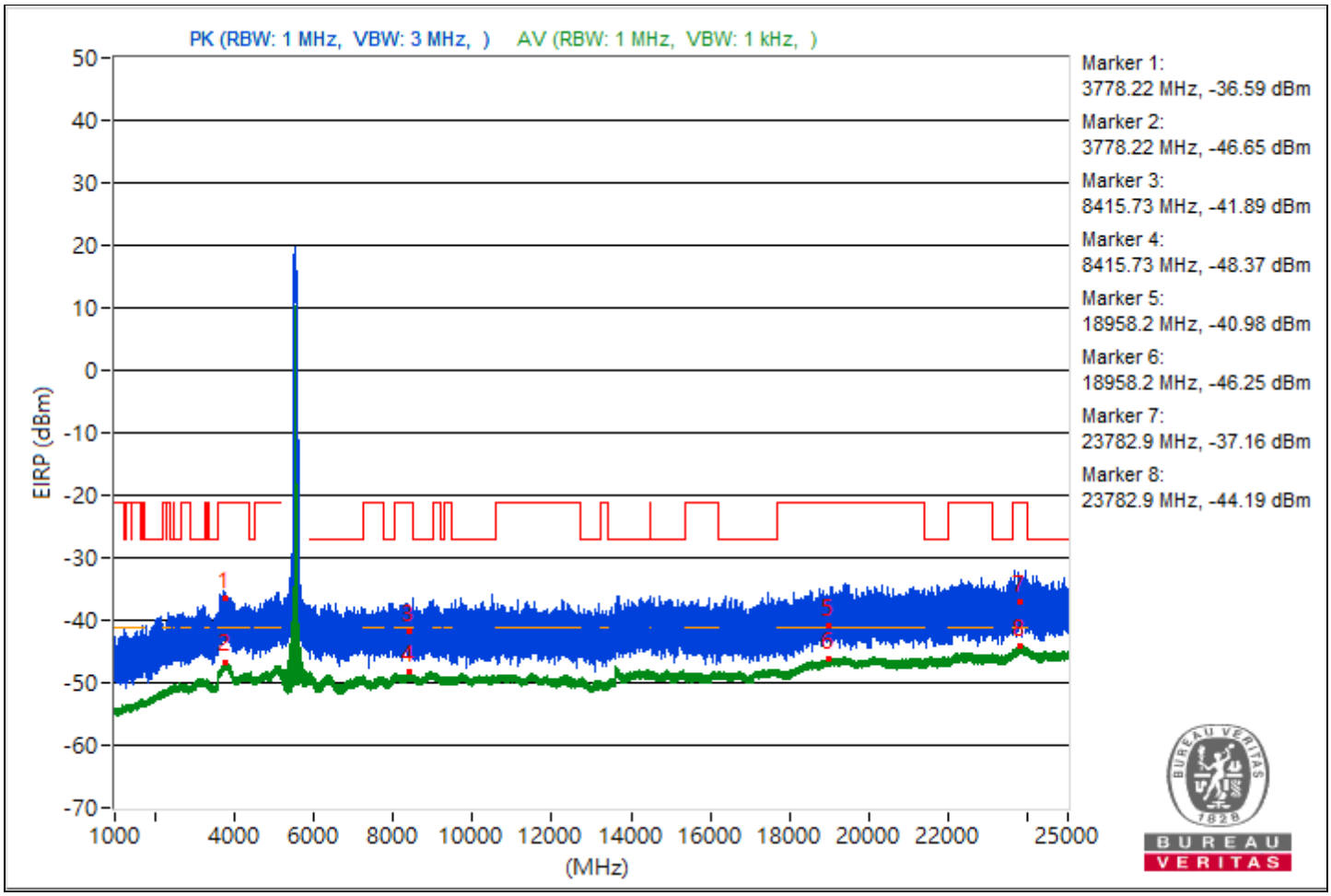

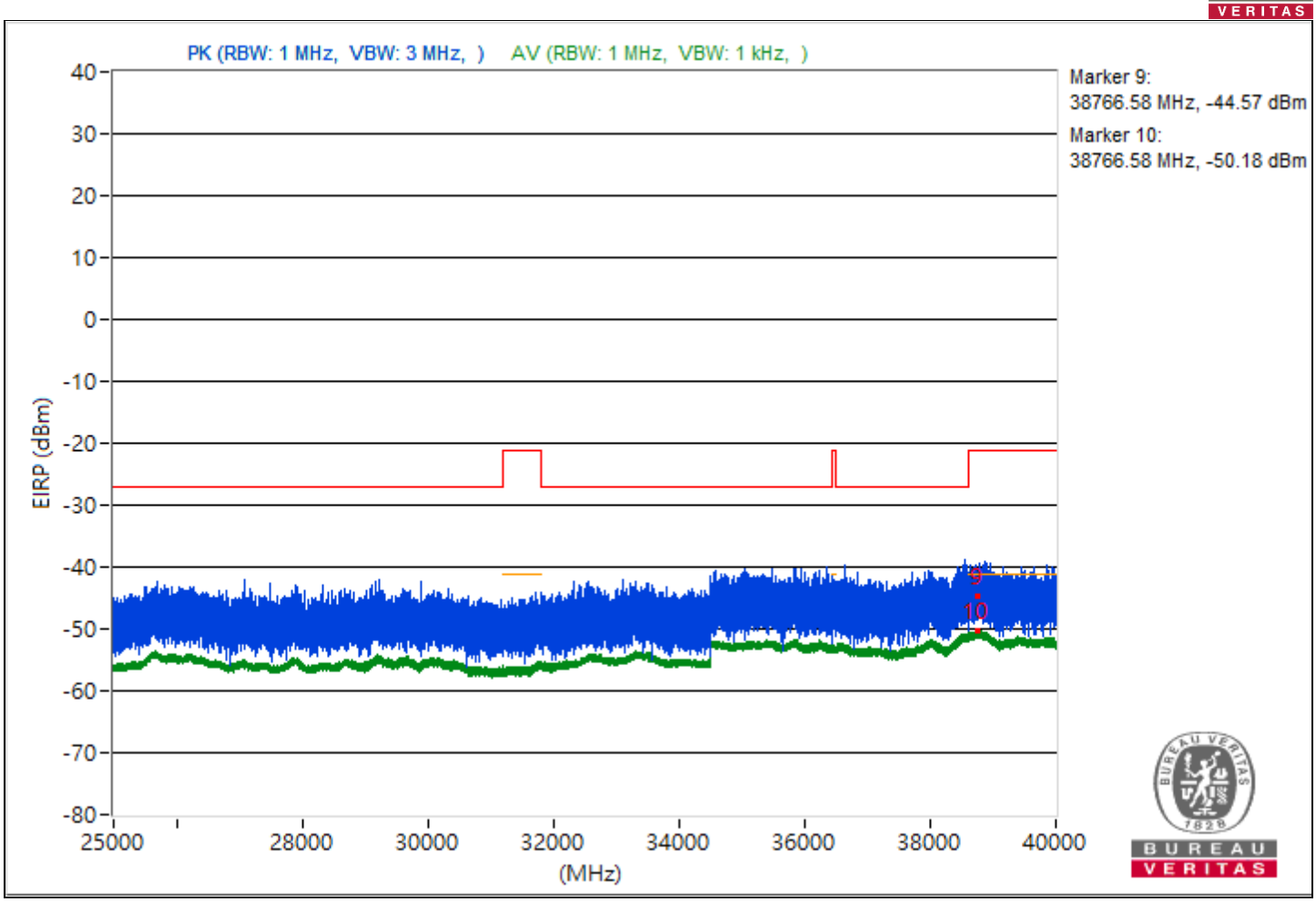
PK (RBW: 1 MHz, VBW: 3 MHz,)
AV (RBW: 1 MHz, VBW: 1 kHz,)
Marker 9:
38766.58 MHz, -44.57 dBm
Marker 10:
38766.58 MHz, -50.18 dBm
EIRP (dBm)
40
30
20
10
0
-10
-20
-30
-40
-50
-60
-70
-80
25000
28000
30000
32000
34000
36000
38000
40000
(MHz)
9
10

RF Mode	802.11be (EHT80)	Channel	CH 122：5610 MHz
Frequency Range	1 GHz ~ 40 GHz	Environmental Conditions	20°C, 60% RH
Tested By	Henry Hsu		

Conducted Unwanted Emissions							
No.	Frequency (MHz)	Emission Level (dBuV/m)	Limit (dBuV/m)	Margin (dB)	Raw Value Chain 0 (dBm)	Correction Factor (dB)	EIRP Level (dBm)
1	3808.48	57.27 PK	74	-16.73	-46.36	8.37	-37.99
2	3808.48	48.56 AV	54	-5.44	-55.07	8.37	-46.7
3	9012.62	54.09 PK	74	-19.91	-49.54	8.37	-41.17
4	9012.62	46.86 AV	54	-7.14	-56.77	8.37	-48.4
5	18948.7	55.63 PK	74	-18.37	-48	8.37	-39.63
6	18948.7	49.01 AV	54	-4.99	-54.62	8.37	-46.25
7	23819.7	60.29 PK	74	-13.71	-43.34	8.37	-34.97
8	23819.7	51.18 AV	54	-2.82	-52.45	8.37	-44.08
9	38815.82	54.01 PK	74	-19.99	-49.62	8.37	-41.25
10	38815.82	45.02 AV	54	-8.98	-58.61	8.37	-50.24

Note: Margin value = Emission Level - Limit value

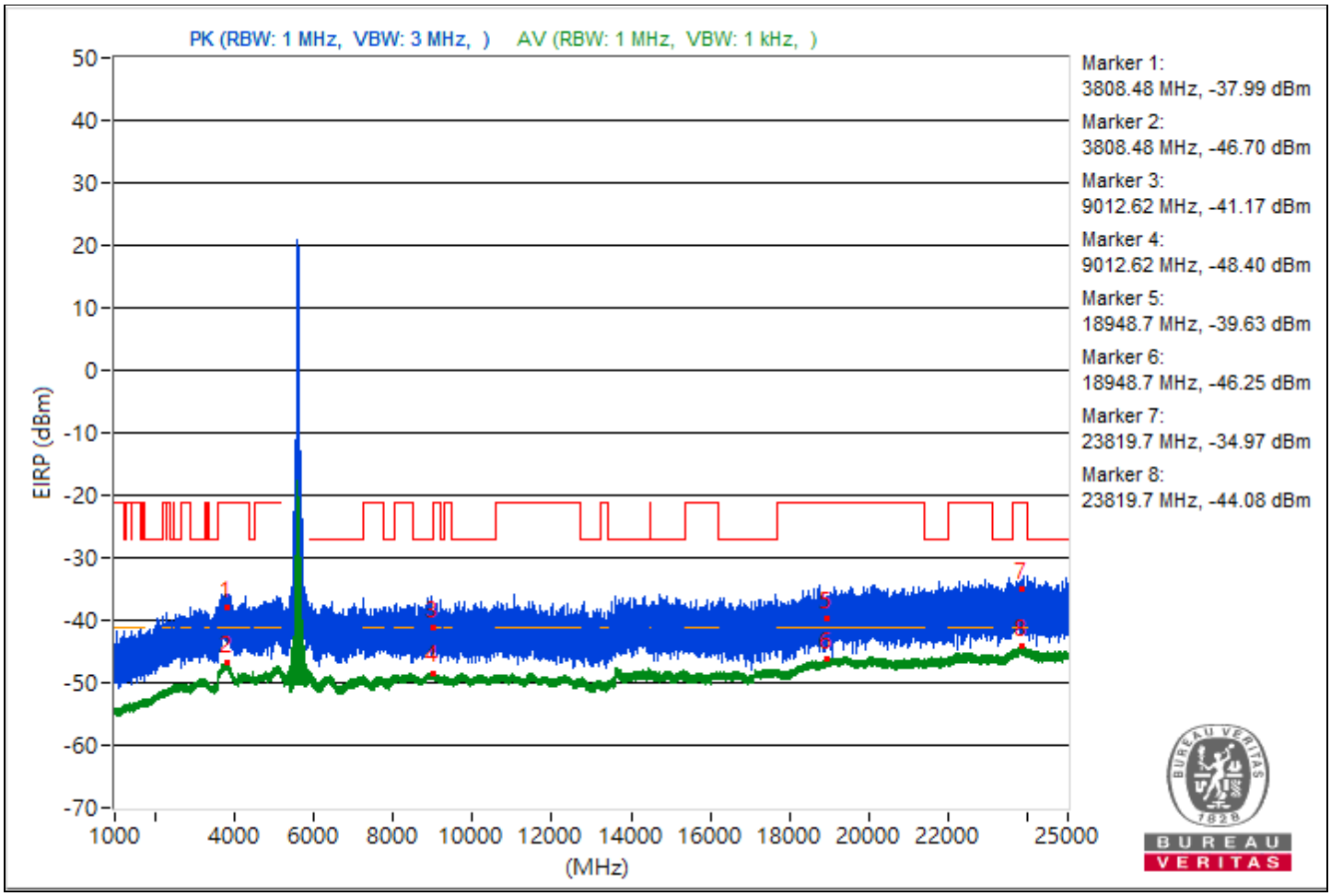

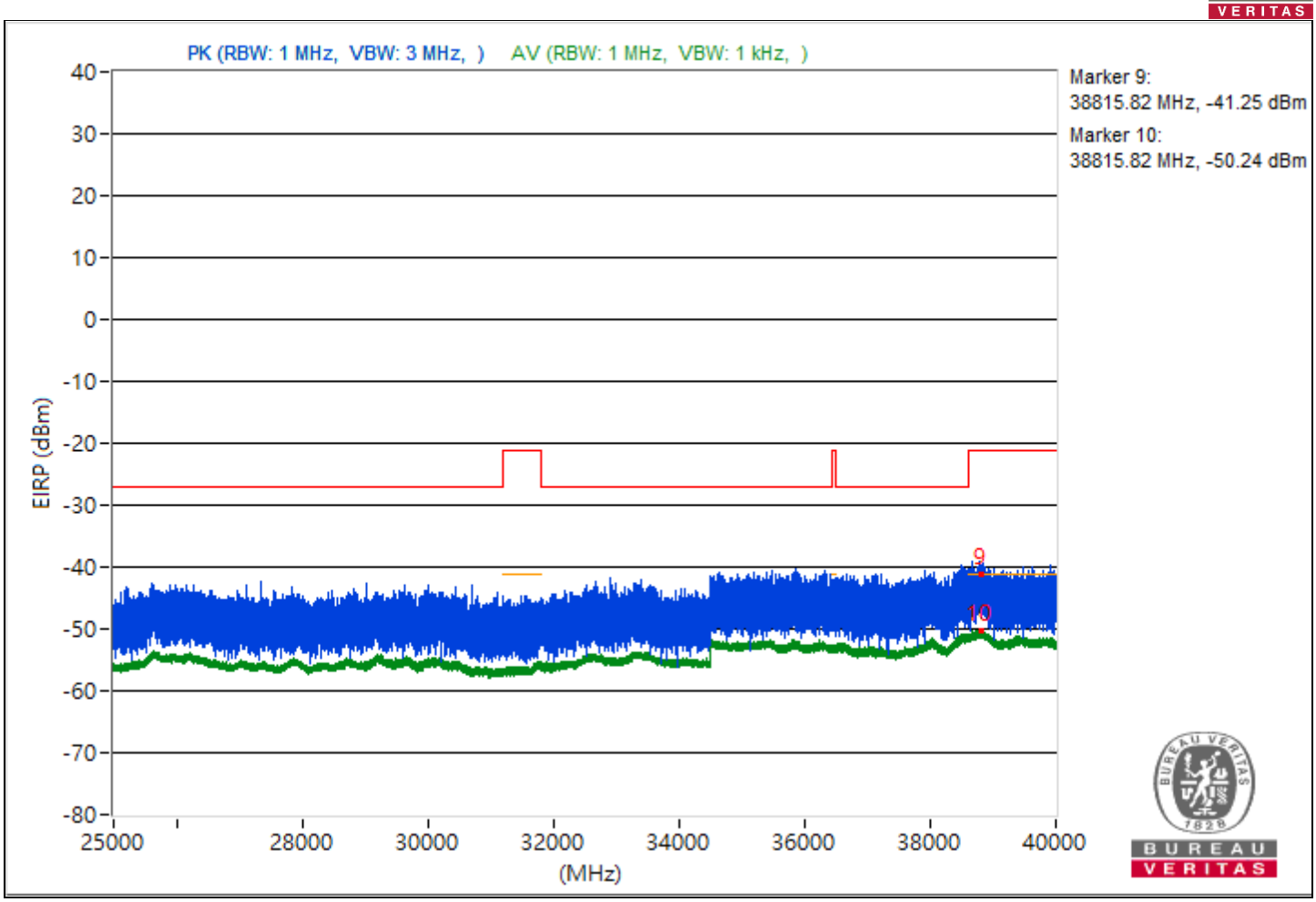
PK (RBW: 1 MHz, VBW: 3 MHz,)
AV (RBW: 1 MHz, VBW: 1 kHz,)
Marker 9:
38815.82 MHz, -41.25 dBm
Marker 10:
38815.82 MHz, -50.24 dBm
EIRP (dBm)
40
30
20
10
0
-10
-20
-30
-40
-50
-60
-70
-80
25000
28000
30000
32000
34000
36000
38000
40000
(MHz)
9
10

RF Mode	802.11be (EHT80)	Channel	CH 138：5690 MHz
Frequency Range	1 GHz ~ 40 GHz	Environmental Conditions	20°C, 60% RH
Tested By	Henry Hsu		

Conducted Unwanted Emissions							
No.	Frequency (MHz)	Emission Level (dBuV/m)	Limit (dBuV/m)	Margin (dB)	Raw Value Chain 0 (dBm)	Correction Factor (dB)	EIRP Level (dBm)
1	3816.64	54.8 PK	74	-19.2	-48.83	8.37	-40.46
2	3816.64	48.41 AV	54	-5.59	-55.22	8.37	-46.85
3	9047.47	53.01 PK	74	-20.99	-50.62	8.37	-42.25
4	9047.47	46.86 AV	54	-7.14	-56.77	8.37	-48.4
5	18998.5	55.23 PK	74	-18.77	-48.4	8.37	-40.03
6	18998.5	49.03 AV	54	-4.97	-54.6	8.37	-46.23
7	23819.3	60.7 PK	74	-13.3	-42.93	8.37	-34.56
8	23819.3	51.29 AV	54	-2.71	-52.34	8.37	-43.97
9	38790.58	51.16 PK	74	-22.84	-52.47	8.37	-44.1
10	38790.58	45.02 AV	54	-8.98	-58.61	8.37	-50.24

Note: Margin value = Emission Level - Limit value

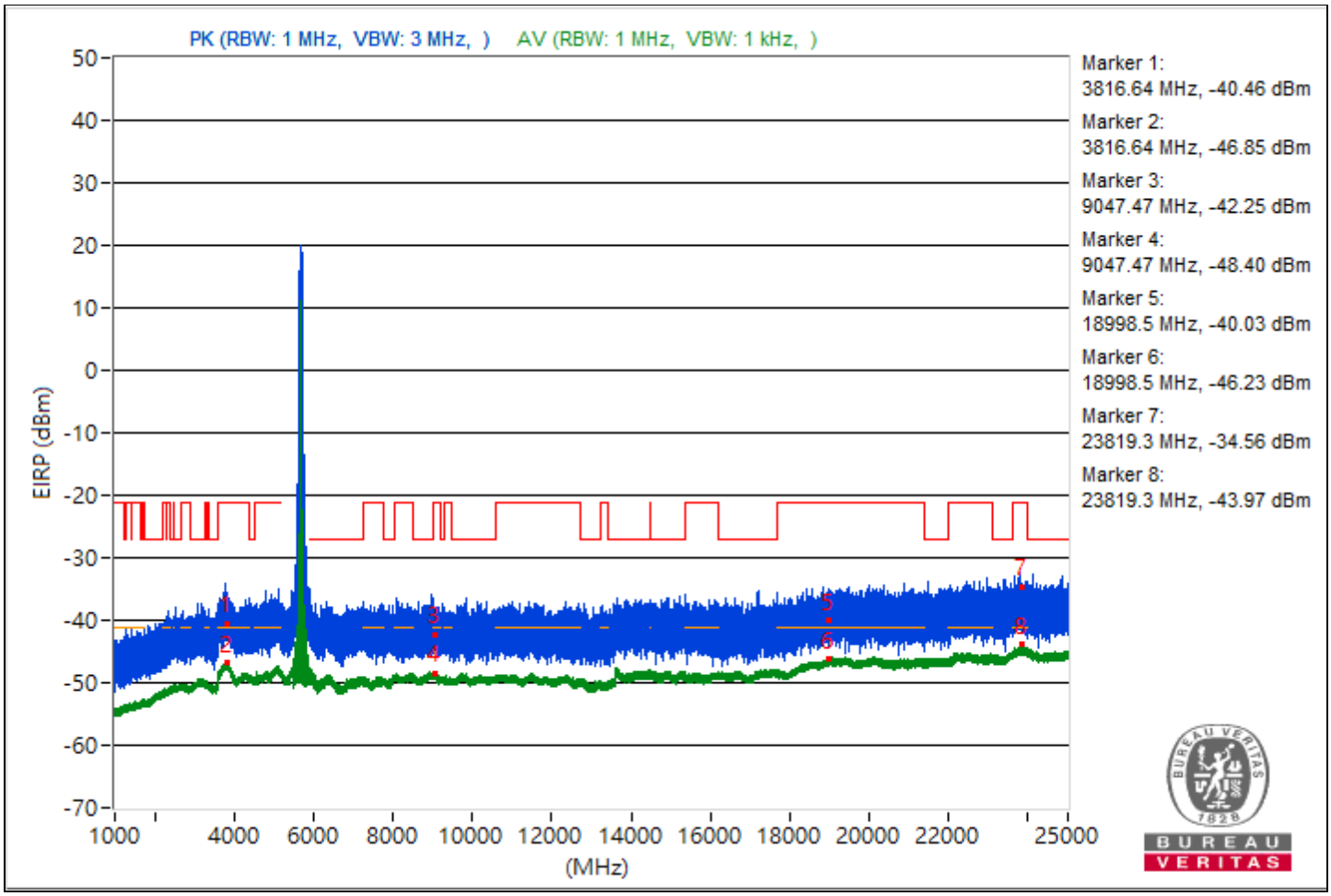

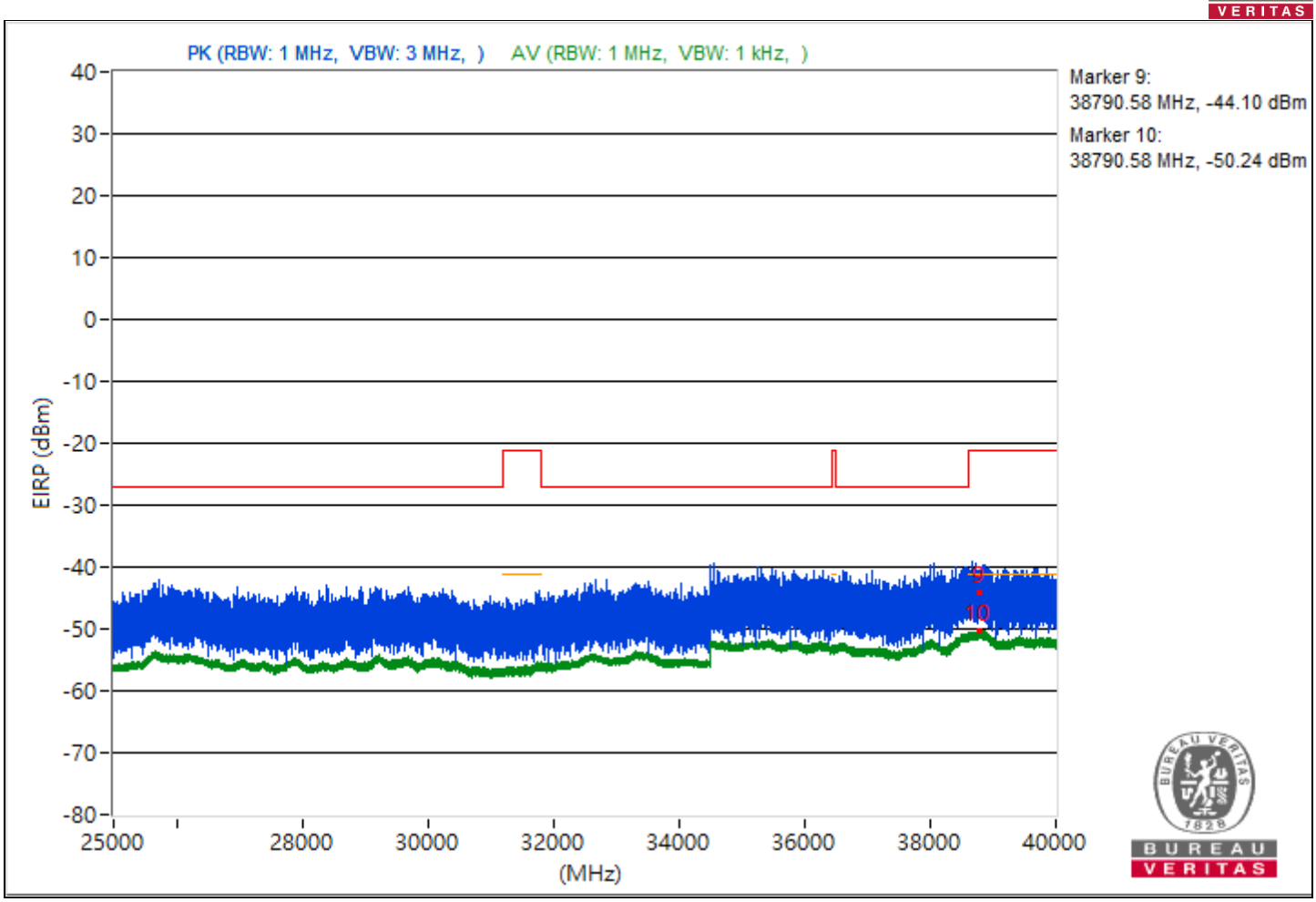
PK (RBW: 1 MHz, VBW: 3 MHz,)
AV (RBW: 1 MHz, VBW: 1 kHz,)
Marker 9:
38790.58 MHz, -44.10 dBm
Marker 10:
38790.58 MHz, -50.24 dBm
EIRP (dBm)
40
30
20
10
0
-10
-20
-30
-40
-50
-60
-70
-80
25000
28000
30000
32000
34000
36000
38000
40000
(MHz)
9
10

RF Mode	802.11be (EHT80)	Channel	CH 155：5775 MHz
Frequency Range	1 GHz ~ 40 GHz	Environmental Conditions	20°C, 60% RH
Tested By	Henry Hsu		

Conducted Unwanted Emissions							
No.	Frequency (MHz)	Emission Level (dBuV/m)	Limit (dBuV/m)	Margin (dB)	Raw Value Chain 0 (dBm)	Correction Factor (dB)	EIRP Level (dBm)
1	3772	56.14 PK	74	-17.86	-47.49	8.37	-39.12
2	3772	48.35 AV	54	-5.65	-55.28	8.37	-46.91
3	9020.89	53.83 PK	74	-20.17	-49.8	8.37	-41.43
4	9020.89	46.95 AV	54	-7.05	-56.68	8.37	-48.31
5	18984.4	57.77 PK	74	-16.23	-45.86	8.37	-37.49
6	18984.4	48.95 AV	54	-5.05	-54.68	8.37	-46.31
7	23793.8	57.54 PK	74	-16.46	-46.09	8.37	-37.72
8	23793.8	51.3 AV	54	-2.7	-52.33	8.37	-43.96
9	38837.51	52.25 PK	74	-21.75	-51.38	8.37	-43.01
10	38837.51	45.05 AV	54	-8.95	-58.58	8.37	-50.21

Note: Margin value = Emission Level - Limit value

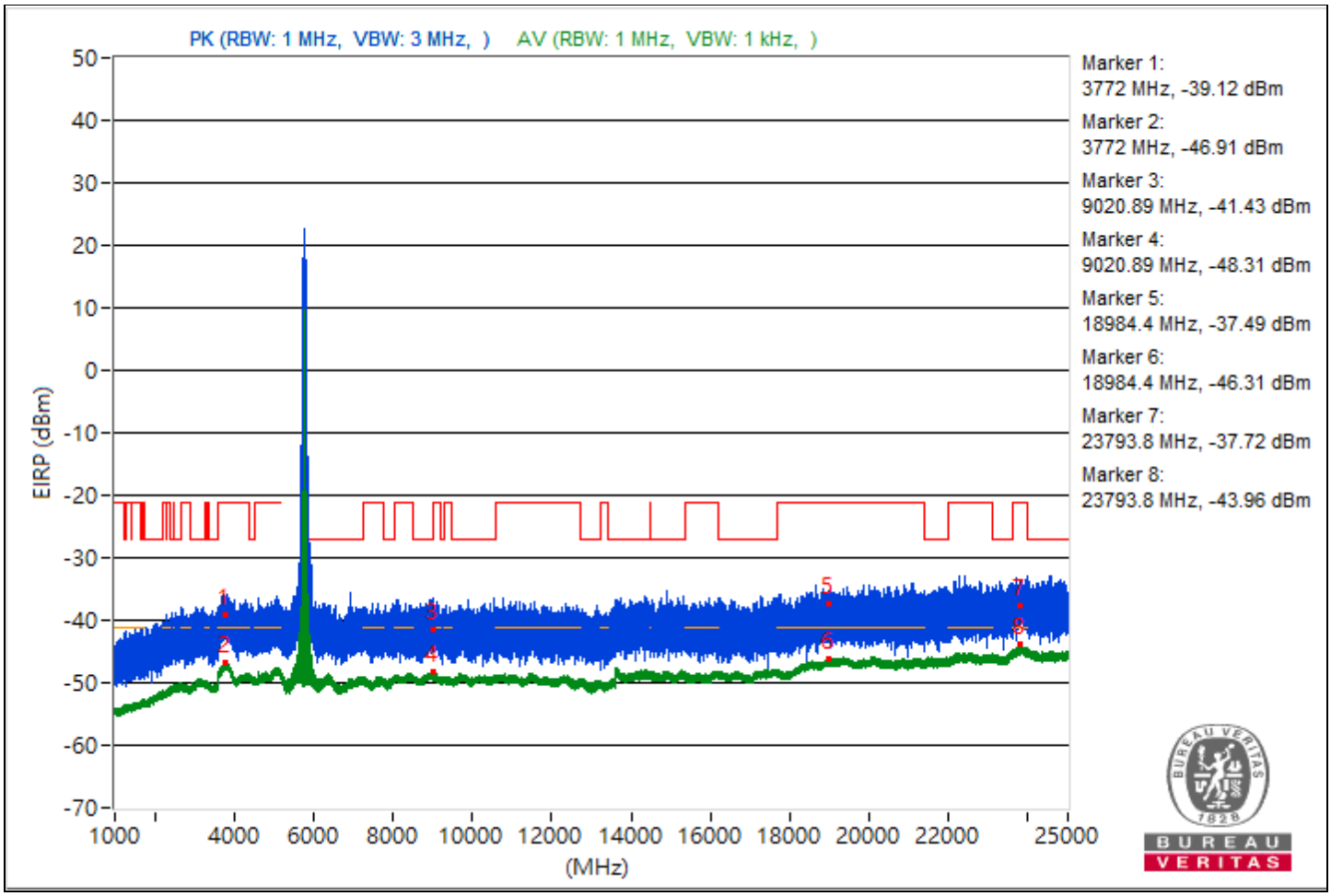

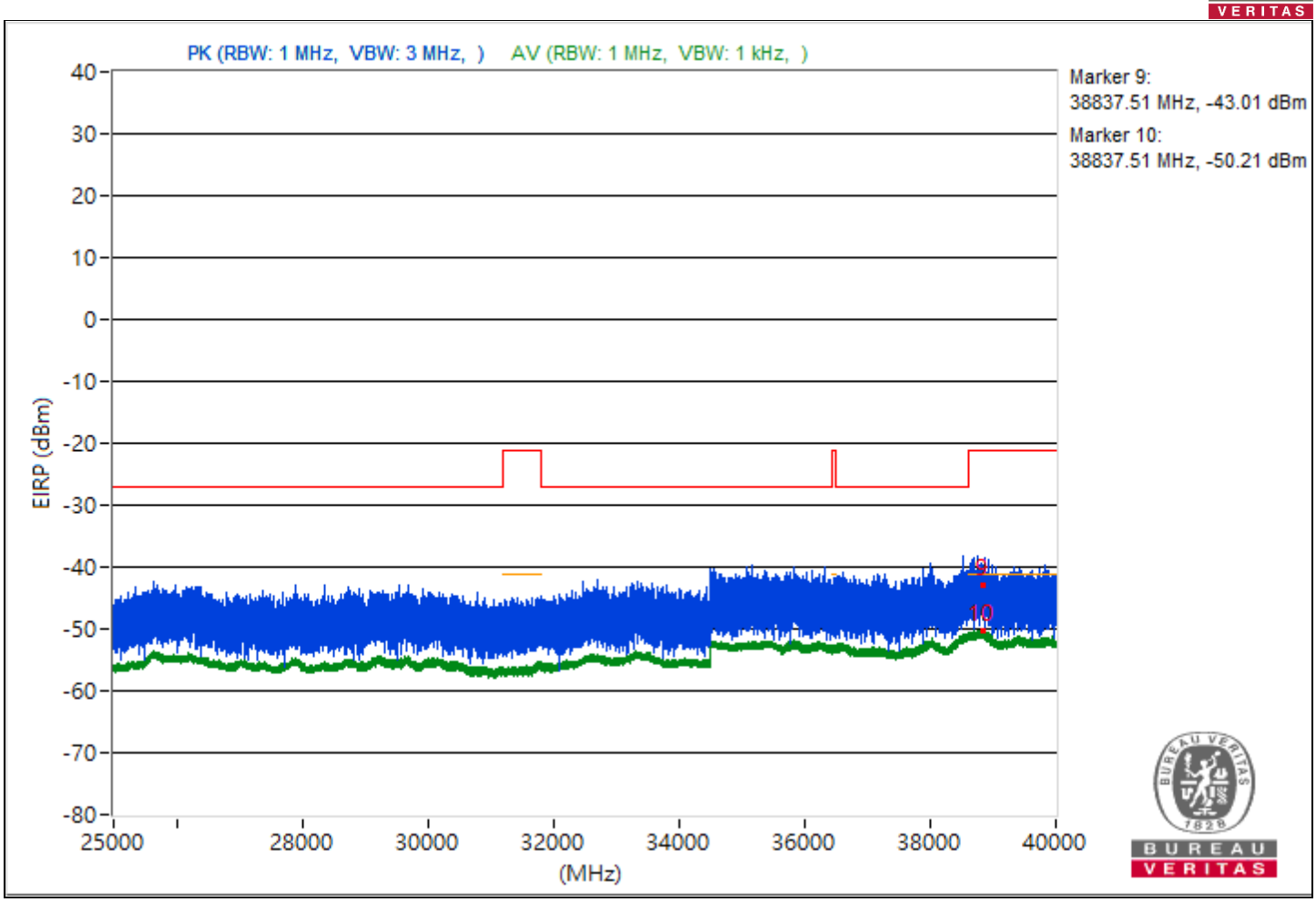
PK (RBW: 1 MHz, VBW: 3 MHz,)
AV (RBW: 1 MHz, VBW: 1 kHz,)
Marker 9:
38837.51 MHz, -43.01 dBm
Marker 10:
38837.51 MHz, -50.21 dBm
EIRP (dBm)
40
30
20
10
0
-10
-20
-30
-40
-50
-60
-70
-80
25000
28000
30000
32000
34000
36000
38000
40000
(MHz)
9
10

RF Mode	802.11be (EHT160)	Channel	CH 50：5250 MHz
Frequency Range	1 GHz ~ 40 GHz	Environmental Conditions	20°C, 60% RH
Tested By	Henry Hsu		

Conducted Unwanted Emissions							
No.	Frequency (MHz)	Emission Level (dBuV/m)	Limit (dBuV/m)	Margin (dB)	Raw Value Chain 0 (dBm)	Correction Factor (dB)	EIRP Level (dBm)
1	5099.12	61.36 PK	74	-12.64	-42.27	8.37	-33.9
2	5099.12	52.95 AV	54	-1.05	-50.68	8.37	-42.31
3	8400	51.72 PK	74	-22.28	-51.91	8.37	-43.54
4	8400	47.11 AV	54	-6.89	-56.52	8.37	-48.15
5	18943.7	55.76 PK	74	-18.24	-47.87	8.37	-39.5
6	18943.7	49.05 AV	54	-4.95	-54.58	8.37	-46.21
7	23771.8	57.23 PK	74	-16.77	-46.4	8.37	-38.03
8	23771.8	51.29 AV	54	-2.71	-52.34	8.37	-43.97
9	38791.2	50.9 PK	74	-23.1	-52.73	8.37	-44.36
10	38791.2	45.06 AV	54	-8.94	-58.57	8.37	-50.2

Note: Margin value = Emission Level - Limit value

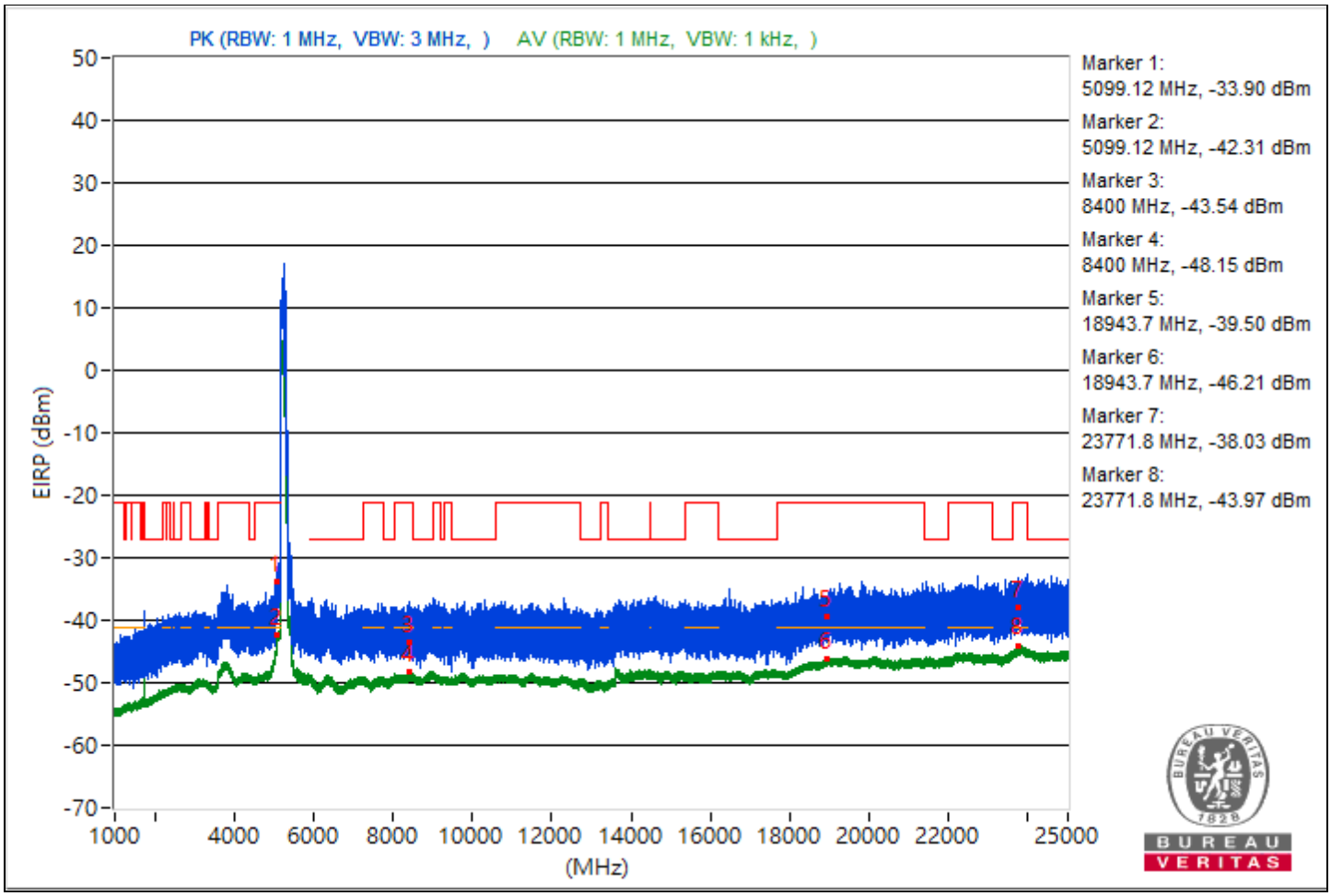

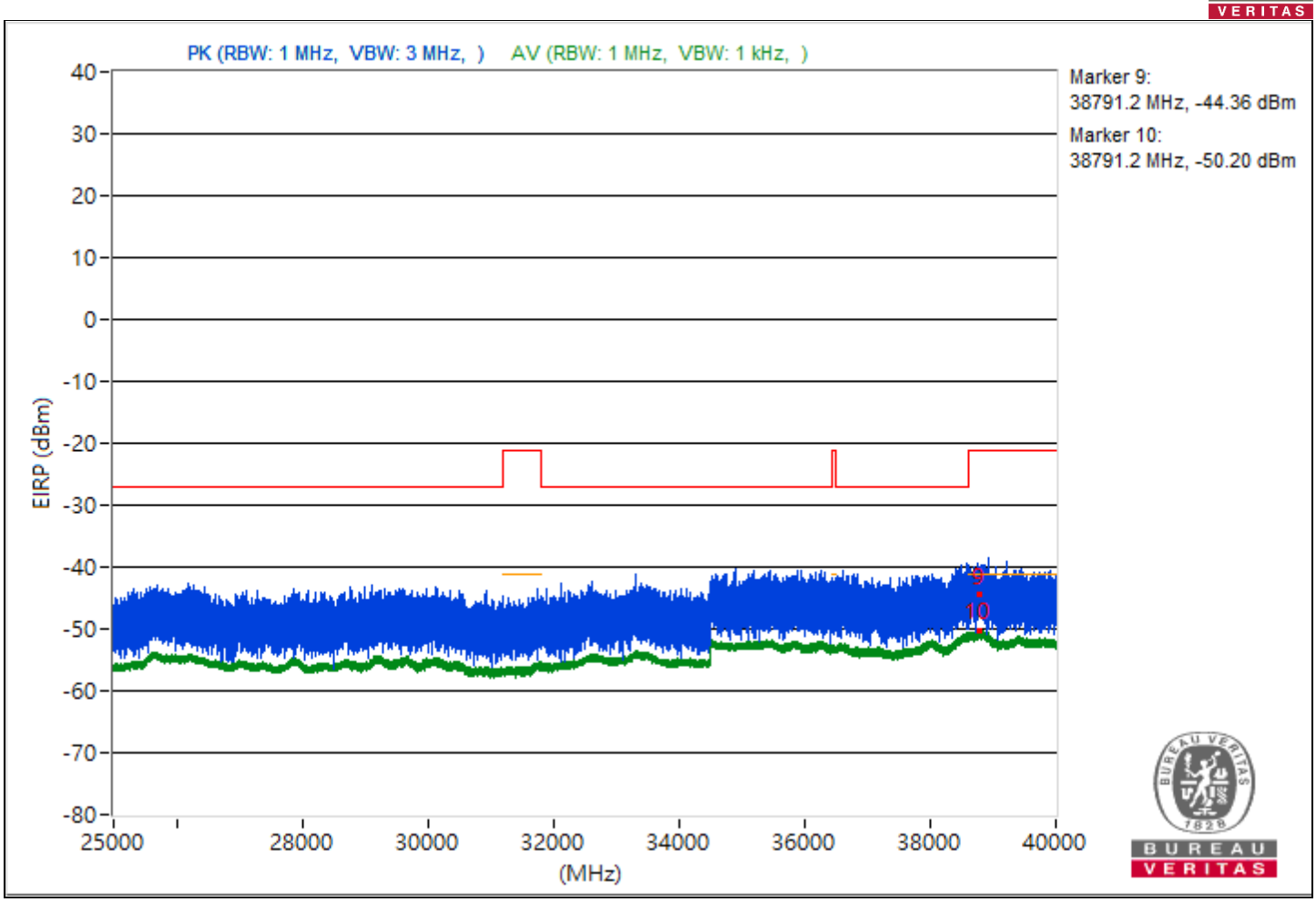
PK (RBW: 1 MHz, VBW: 3 MHz,)
AV (RBW: 1 MHz, VBW: 1 kHz,)
Marker 9:
38791.2 MHz, -44.36 dBm
Marker 10:
38791.2 MHz, -50.20 dBm
EIRP (dBm)
40
30
20
10
0
-10
-20
-30
-40
-50
-60
-70
-80
25000
28000
30000
32000
34000
36000
38000
40000
(MHz)
9
10

RF Mode	802.11be (EHT160)	Channel	CH 114：5570 MHz
Frequency Range	1 GHz ~ 40 GHz	Environmental Conditions	20°C, 60% RH
Tested By	Henry Hsu		

Conducted Unwanted Emissions							
No.	Frequency (MHz)	Emission Level (dBuV/m)	Limit (dBuV/m)	Margin (dB)	Raw Value Chain 0 (dBm)	Correction Factor (dB)	EIRP Level (dBm)
1	3789.03	55.12 PK	74	-18.88	-48.51	8.37	-40.14
2	3789.03	48.54 AV	54	-5.46	-55.09	8.37	-46.72
3	9024.09	53.17 PK	74	-20.83	-50.46	8.37	-42.09
4	9024.09	46.79 AV	54	-7.21	-56.84	8.37	-48.47
5	18985.5	56.58 PK	74	-17.42	-47.05	8.37	-38.68
6	18985.5	48.95 AV	54	-5.05	-54.68	8.37	-46.31
7	23826.2	54.71 PK	74	-19.29	-48.92	8.37	-40.55
8	23826.2	51.23 AV	54	-2.77	-52.4	8.37	-44.03
9	38763.29	50.84 PK	74	-23.16	-52.79	8.37	-44.42
10	38763.29	44.99 AV	54	-9.01	-58.64	8.37	-50.27

Note: Margin value = Emission Level - Limit value

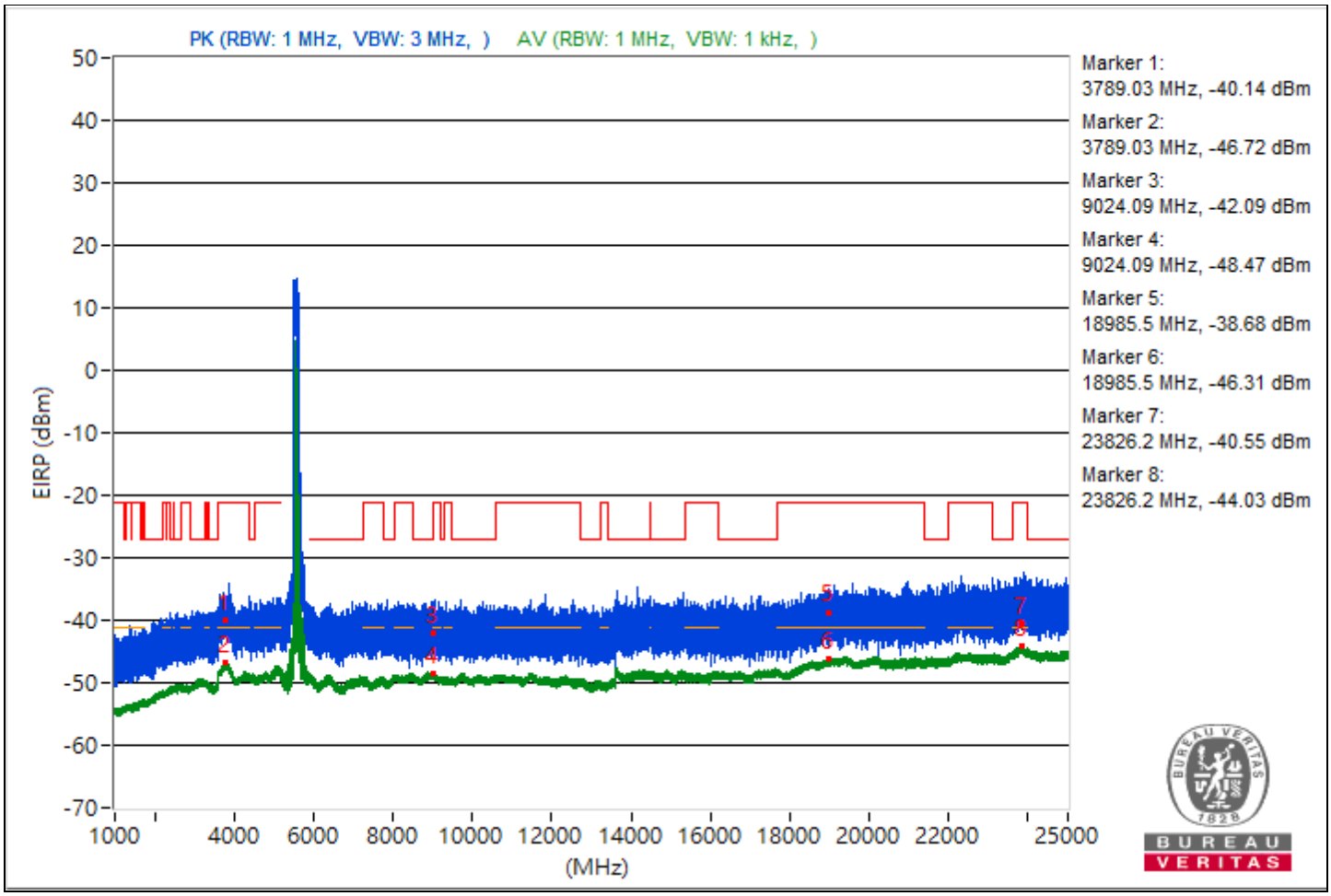

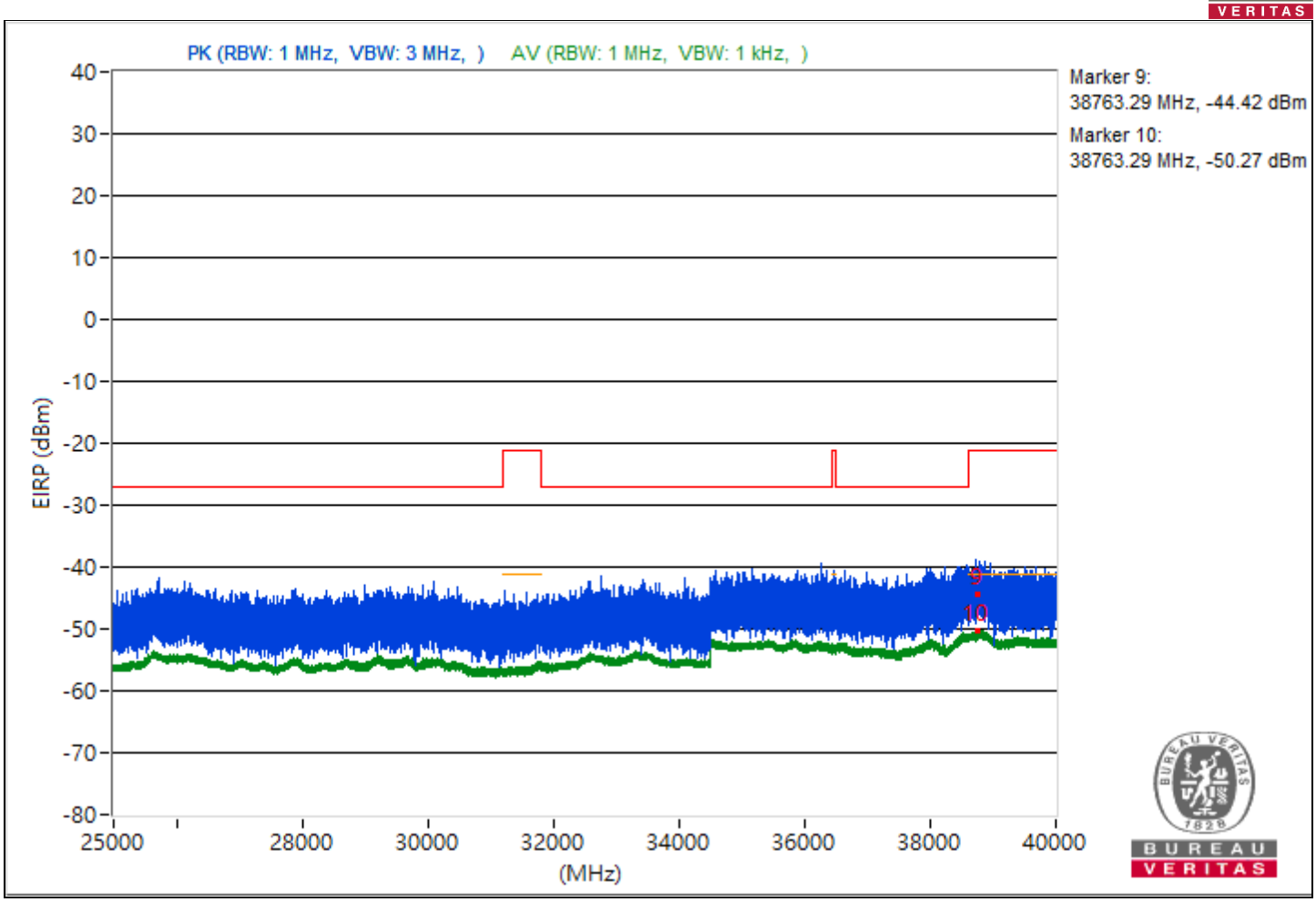
PK (RBW: 1 MHz, VBW: 3 MHz,)
AV (RBW: 1 MHz, VBW: 1 kHz,)
Marker 9:
38763.29 MHz, -44.42 dBm
Marker 10:
38763.29 MHz, -50.27 dBm
EIRP (dBm)
40
30
20
10
0
-10
-20
-30
-40
-50
-60
-70
-80
25000
28000
30000
32000
34000
36000
38000
40000
(MHz)
9
10

RF Mode	802.11be (EHT20) 26-tone RU	Channel	CH 36：5180 MHz
Frequency Range	1 GHz ~ 40 GHz	Environmental Conditions	19°C, 62% RH
Tested By	Henry Hsu		

Conducted Unwanted Emissions							
No.	Frequency (MHz)	Emission Level (dBuV/m)	Limit (dBuV/m)	Margin (dB)	Raw Value Chain 0 (dBm)	Correction Factor (dB)	EIRP Level (dBm)
1	5090.02	52.29 PK	74	-21.71	-51.34	8.37	-42.97
2	5090.02	44.18 AV	54	-9.82	-59.45	8.37	-51.08
3	8288	48.29 PK	74	-25.71	-55.34	8.37	-46.97
4	8288	43.1 AV	54	-10.9	-60.53	8.37	-52.16
5	18980.2	44.84 PK	74	-29.16	-58.79	8.37	-50.42
6	18980.2	38.67 AV	54	-15.33	-64.96	8.37	-56.59
7	23808.7	47.4 PK	74	-26.6	-56.23	8.37	-47.86
8	23808.7	40.79 AV	54	-13.21	-62.84	8.37	-54.47
9	38804.89	52.83 PK	74	-21.17	-50.8	8.37	-42.43
10	38804.89	45.45 AV	54	-8.55	-58.18	8.37	-49.81

Note: Margin value = Emission Level - Limit value

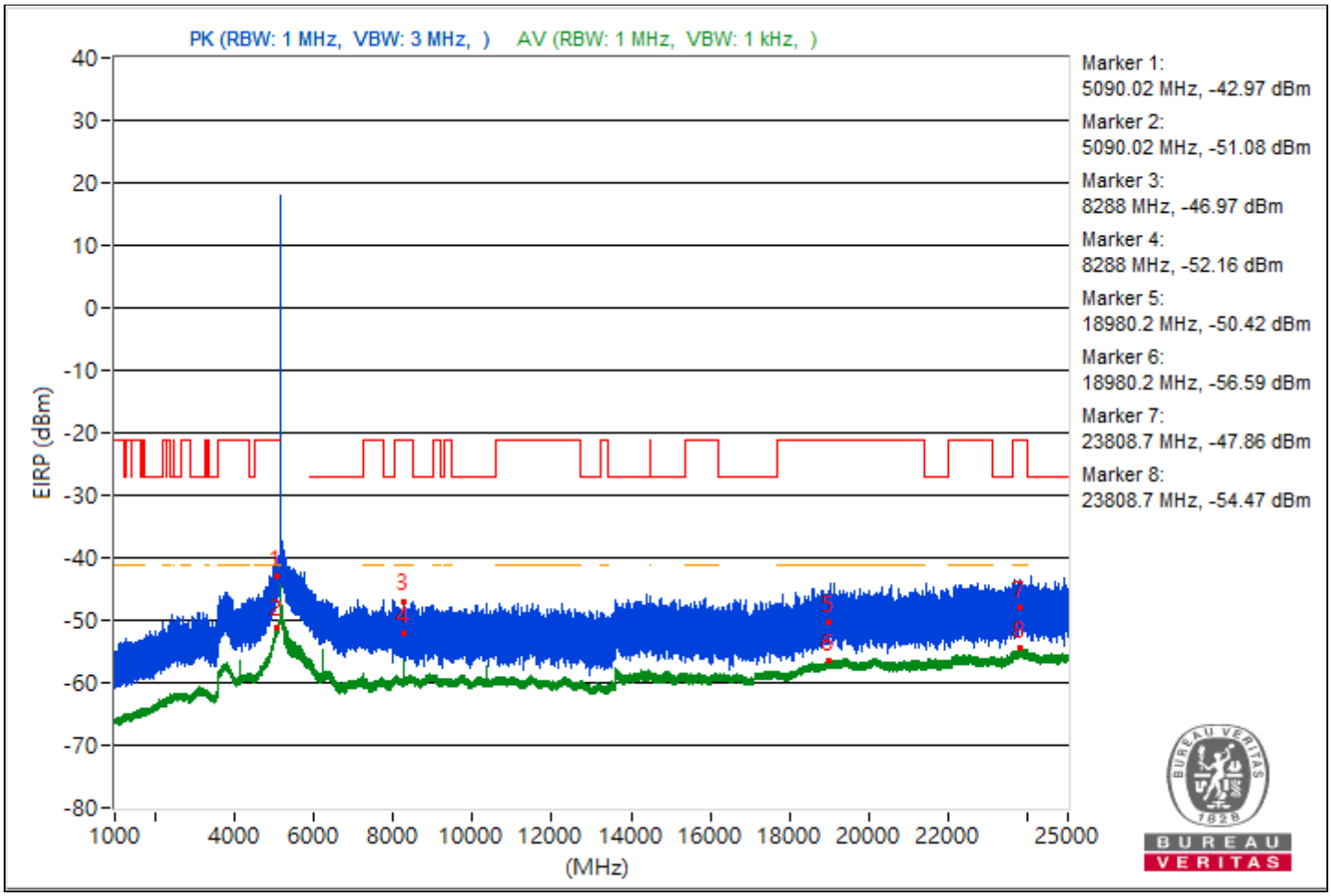

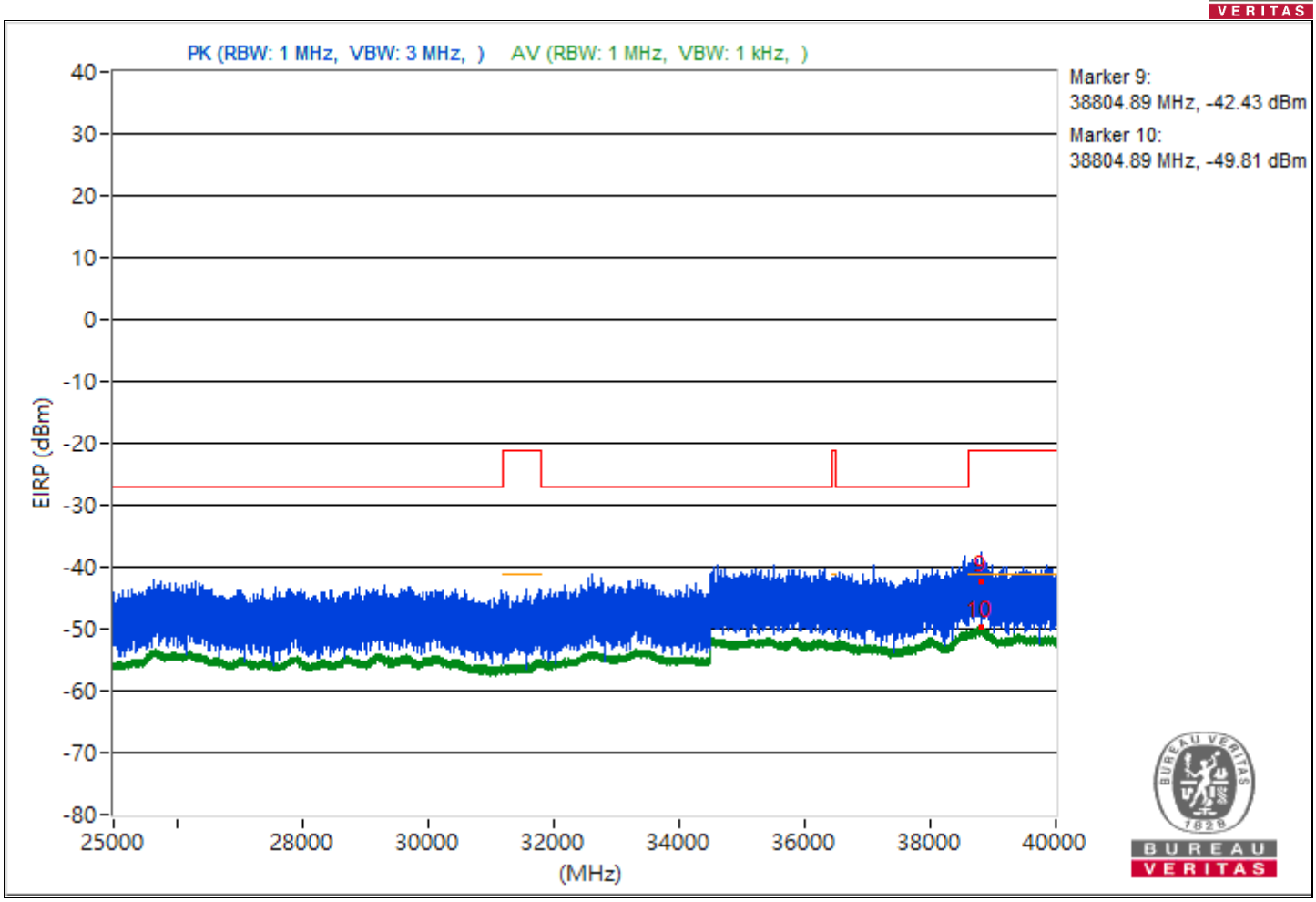
PK (RBW: 1 MHz, VBW: 3 MHz,)
AV (RBW: 1 MHz, VBW: 1 kHz,)
Marker 9:
38804.89 MHz, -42.43 dBm
Marker 10:
38804.89 MHz, -49.81 dBm
EIRP (dBm)
40
30
20
10
0
-10
-20
-30
-40
-50
-60
-70
-80
25000
28000
30000
32000
34000
36000
38000
40000
(MHz)
9
10

RF Mode	802.11be (EHT20) 26-tone RU	Channel	CH 64：5320 MHz
Frequency Range	1 GHz ~ 40 GHz	Environmental Conditions	19°C, 62% RH
Tested By	Henry Hsu		

Conducted Unwanted Emissions							
No.	Frequency (MHz)	Emission Level (dBuV/m)	Limit (dBuV/m)	Margin (dB)	Raw Value Chain 0 (dBm)	Correction Factor (dB)	EIRP Level (dBm)
1	5090.8	28.69 PK	74	-45.31	-74.94	8.37	-66.57
2	5090.8	20.5 AV	54	-33.5	-83.13	8.37	-74.76
3	10622.84	20.55 PK	74	-53.45	-83.08	8.37	-74.71
4	10622.84	14.64 AV	54	-39.36	-88.99	8.37	-80.62
5	18992.6	21.33 PK	74	-52.67	-82.3	8.37	-73.93
6	18992.6	16.61 AV	54	-37.39	-87.02	8.37	-78.65
7	23812.2	23.12 PK	74	-50.88	-80.51	8.37	-72.14
8	23812.2	18.78 AV	54	-35.22	-84.85	8.37	-76.48
9	38812	30.56 PK	74	-43.44	-73.07	8.37	-64.7
10	38812	23.45 AV	54	-30.55	-80.18	8.37	-71.81

Note: Margin value = Emission Level - Limit value

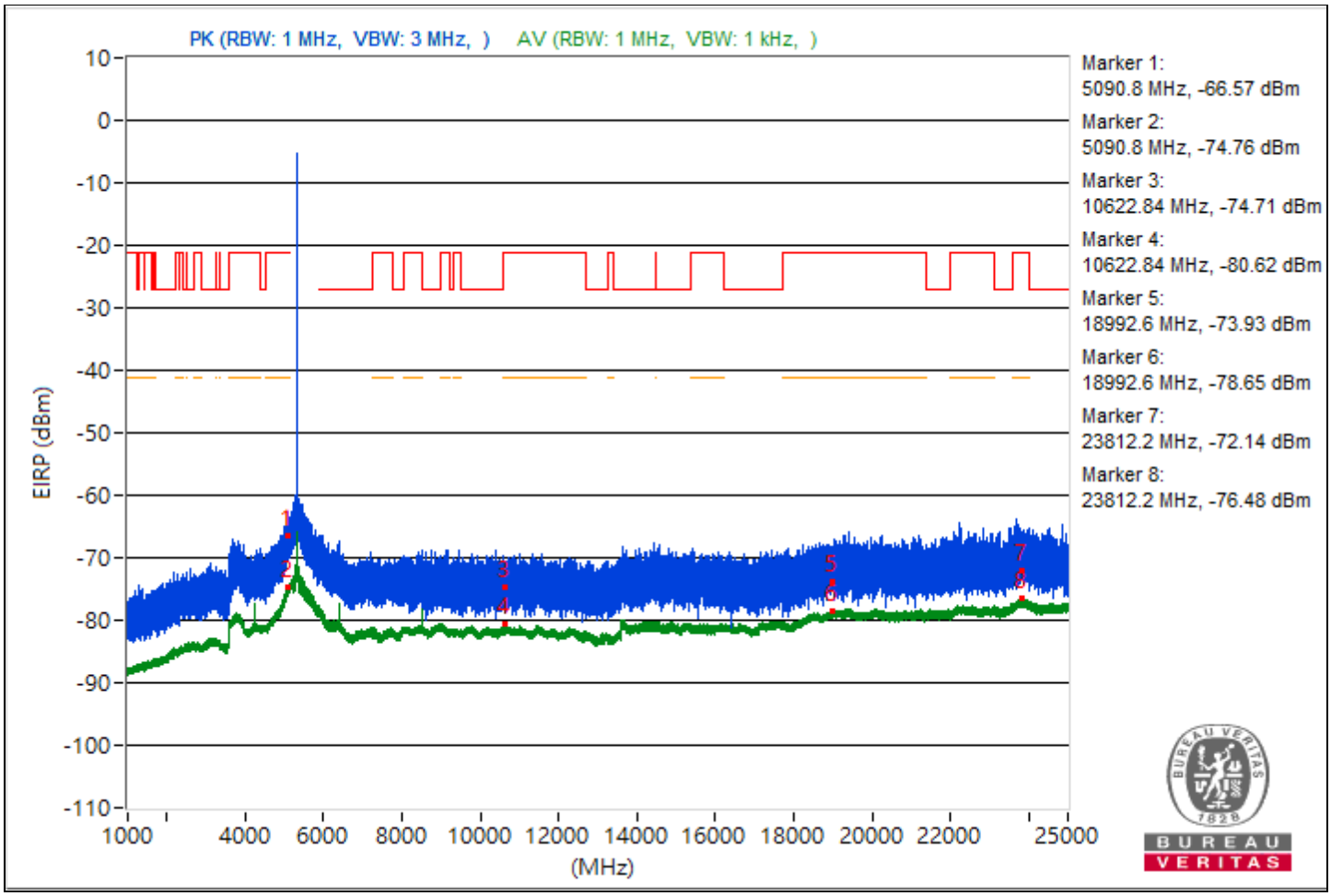

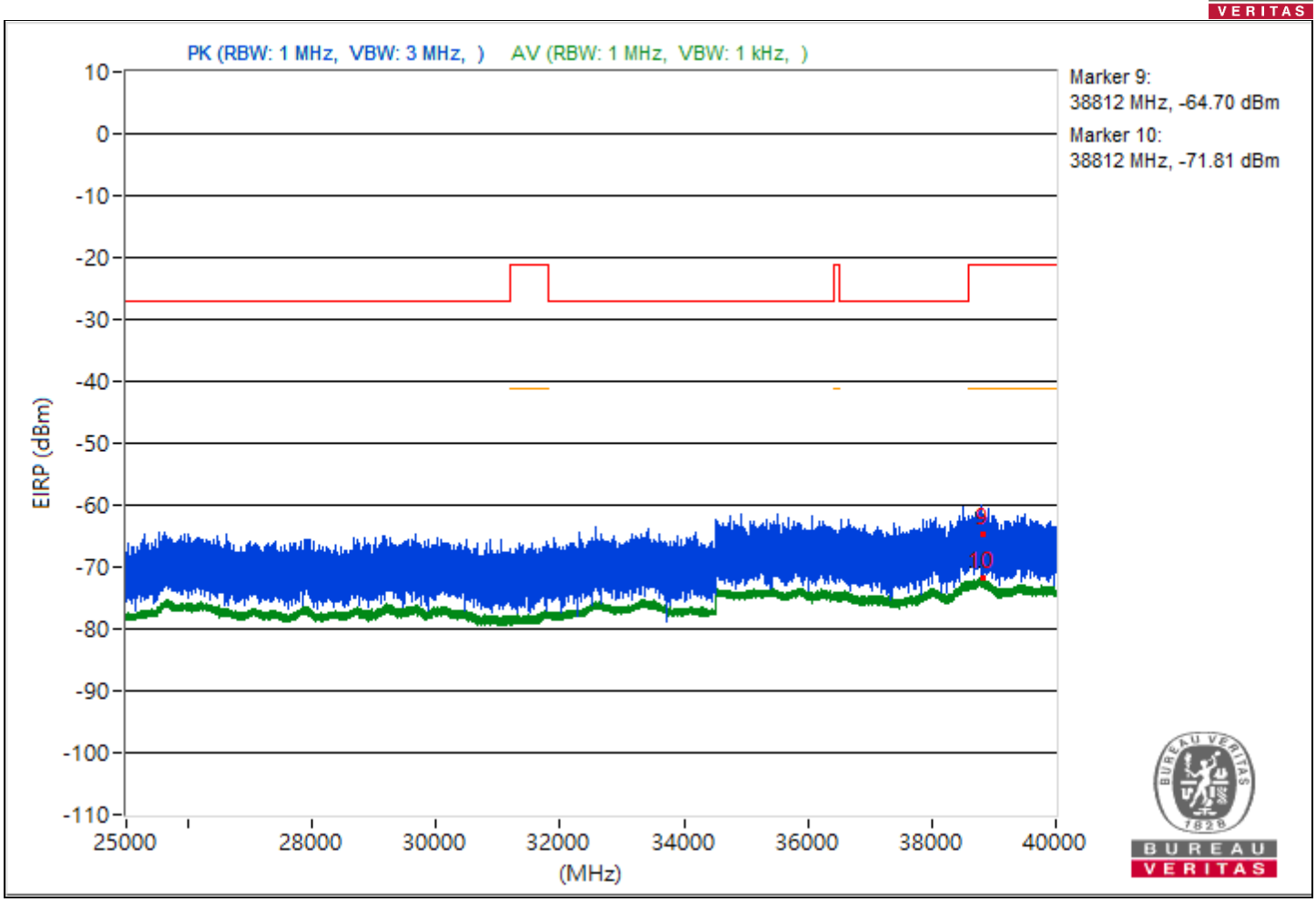
PK (RBW: 1 MHz, VBW: 3 MHz,)
AV (RBW: 1 MHz, VBW: 1 kHz,)
Marker 9:
38812 MHz, -64.70 dBm
Marker 10:
38812 MHz, -71.81 dBm
EIRP (dBm)
10
0
-10
-20
-30
-40
-50
-60
-70
-80
-90
-100
-110
25000
28000
30000
32000
34000
36000
38000
40000
(MHz)
9
10

RF Mode	802.11be (EHT20) 26-tone RU	Channel	CH 100：5500 MHz
Frequency Range	1 GHz ~ 40 GHz	Environmental Conditions	19°C, 62% RH
Tested By	Henry Hsu		

Conducted Unwanted Emissions							
No.	Frequency (MHz)	Emission Level (dBuV/m)	Limit (dBuV/m)	Margin (dB)	Raw Value Chain 0 (dBm)	Correction Factor (dB)	EIRP Level (dBm)
1	5095.62	48.94 PK	74	-25.06	-54.69	8.37	-46.32
2	5095.62	41.27 AV	54	-12.73	-62.36	8.37	-53.99
3	10982.93	65.16 PK	74	-8.84	-38.47	8.37	-30.1
4	10982.93	49.99 AV	54	-4.01	-53.64	8.37	-45.27
5	18989.8	43.97 PK	74	-30.03	-59.66	8.37	-51.29
6	18989.8	38.64 AV	54	-15.36	-64.99	8.37	-56.62
7	23779.7	45.55 PK	74	-28.45	-58.08	8.37	-49.71
8	23779.7	40.77 AV	54	-13.23	-62.86	8.37	-54.49
9	38788.71	49.24 PK	74	-24.76	-54.39	8.37	-46.02
10	38788.71	45.49 AV	54	-8.51	-58.14	8.37	-49.77

Note: Margin value = Emission Level - Limit value

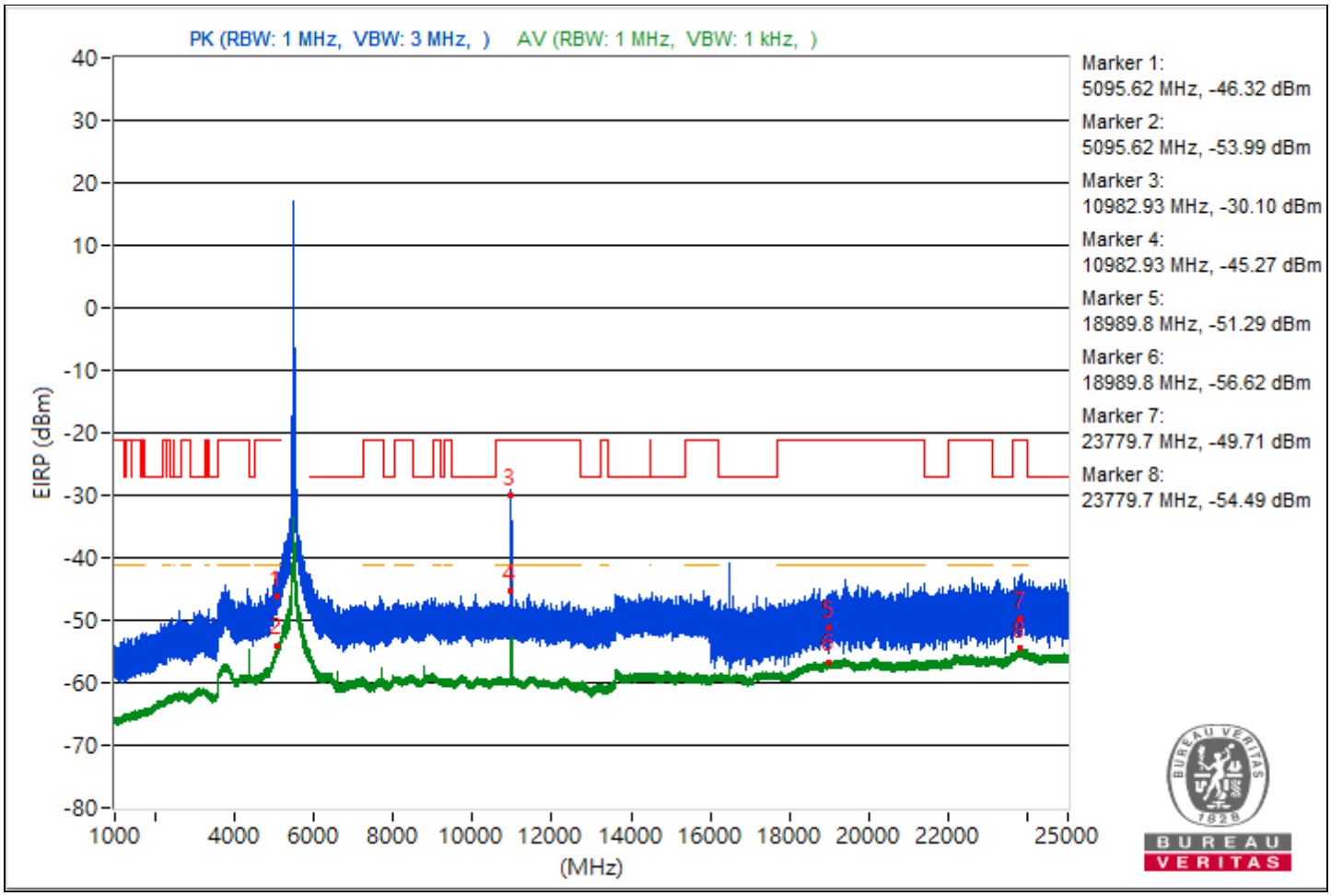

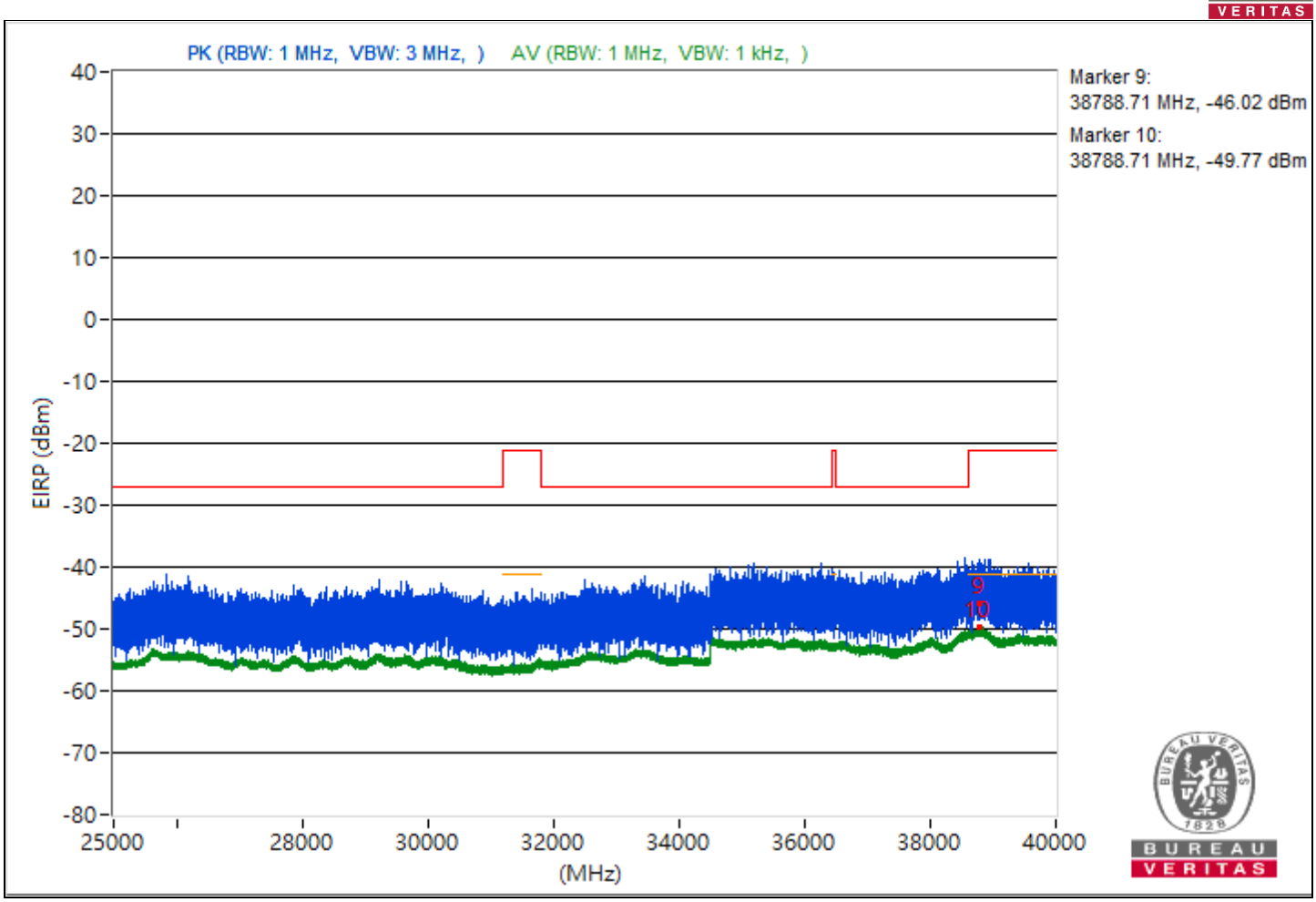
PK (RBW: 1 MHz, VBW: 3 MHz,)
AV (RBW: 1 MHz, VBW: 1 kHz,)
Marker 9:
38788.71 MHz, -46.02 dBm
Marker 10:
38788.71 MHz, -49.77 dBm
EIRP (dBm)
40
30
20
10
0
-10
-20
-30
-40
-50
-60
-70
-80
25000
28000
30000
32000
34000
36000
38000
40000
(MHz)
9
10

RF Mode	802.11be (EHT20) 26-tone RU	Channel	CH 140：5700 MHz
Frequency Range	1 GHz ~ 40 GHz	Environmental Conditions	19°C, 62% RH
Tested By	Henry Hsu		

Conducted Unwanted Emissions							
No.	Frequency (MHz)	Emission Level (dBuV/m)	Limit (dBuV/m)	Margin (dB)	Raw Value Chain 0 (dBm)	Correction Factor (dB)	EIRP Level (dBm)
1	4560.04	47.58 PK	74	-26.42	-56.05	8.37	-47.68
2	4560.04	43.9 AV	54	-10.1	-59.73	8.37	-51.36
3	9119.82	44.67 PK	74	-29.33	-58.96	8.37	-50.59
4	9119.82	37.55 AV	54	-16.45	-66.08	8.37	-57.71
5	18990.2	44.81 PK	74	-29.19	-58.82	8.37	-50.45
6	18990.2	38.63 AV	54	-15.37	-65	8.37	-56.63
7	23845.4	47.83 PK	74	-26.17	-55.8	8.37	-47.43
8	23845.4	40.89 AV	54	-13.11	-62.74	8.37	-54.37
9	38855.02	51.89 PK	74	-22.11	-51.74	8.37	-43.37
10	38855.02	45.42 AV	54	-8.58	-58.21	8.37	-49.84

Note: Margin value = Emission Level - Limit value

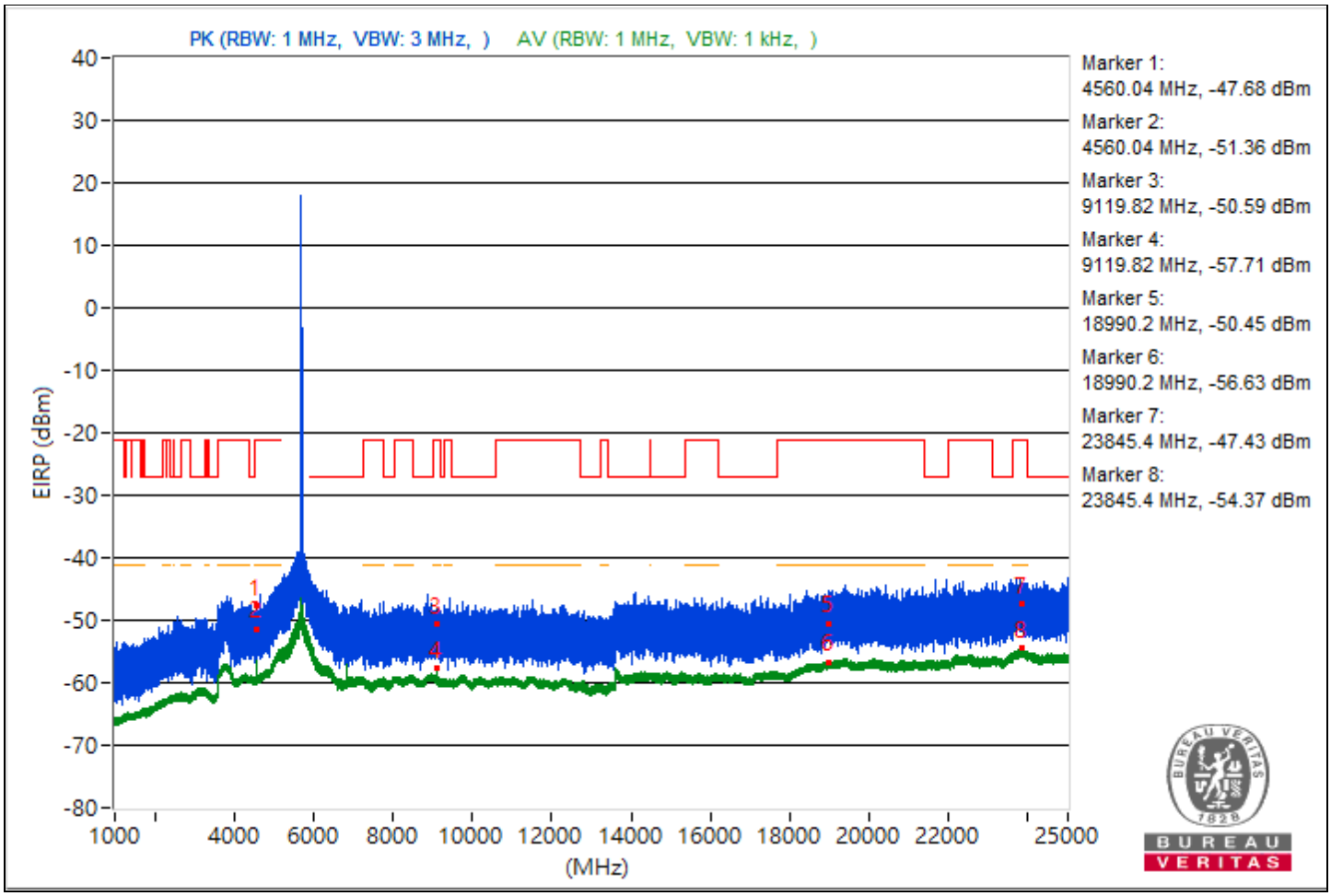

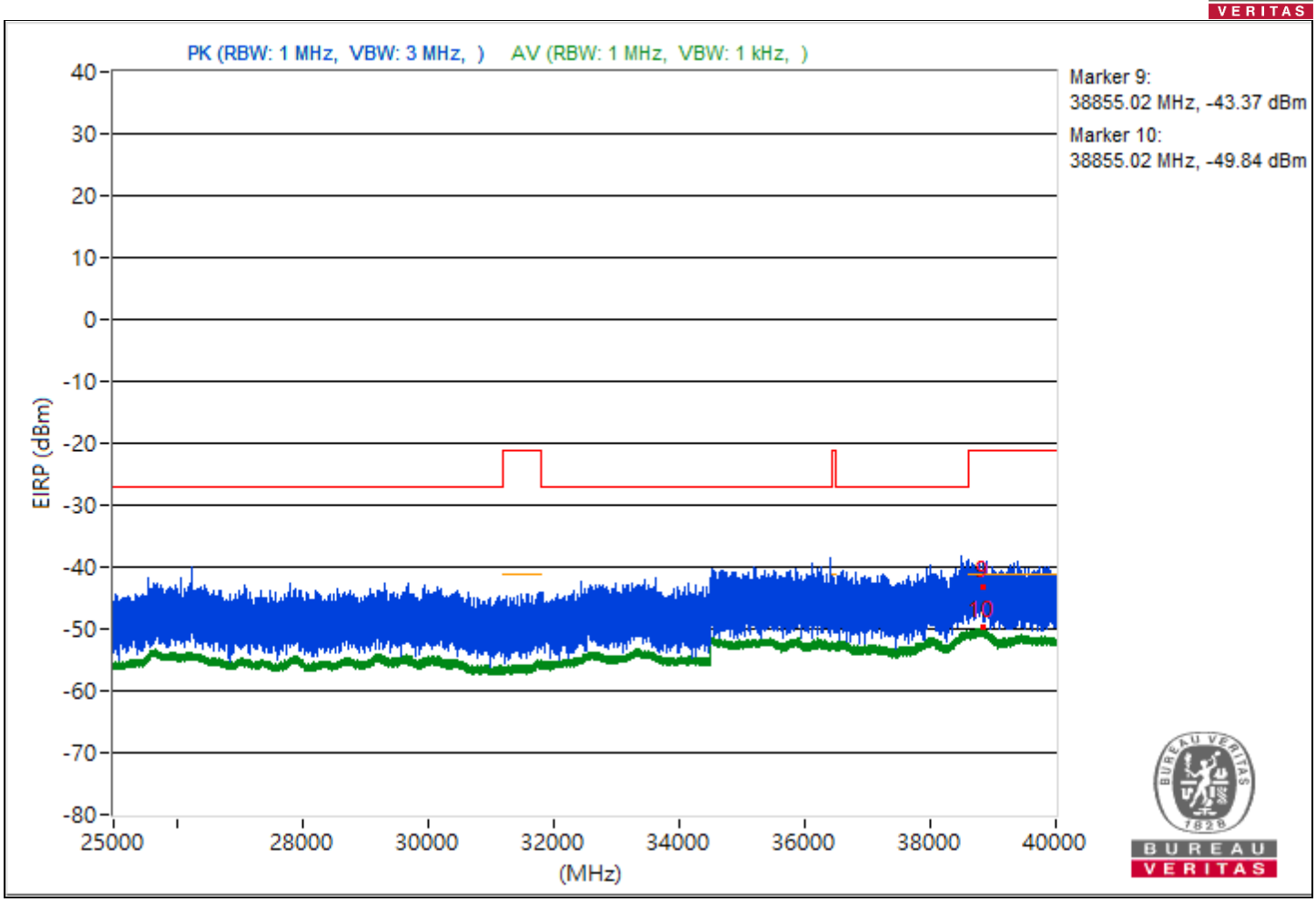
PK (RBW: 1 MHz, VBW: 3 MHz,)
AV (RBW: 1 MHz, VBW: 1 kHz,)
Marker 9:
38855.02 MHz, -43.37 dBm
Marker 10:
38855.02 MHz, -49.84 dBm
EIRP (dBm)
40
30
20
10
0
-10
-20
-30
-40
-50
-60
-70
-80
25000
28000
30000
32000
34000
36000
38000
40000
(MHz)
9
10

RF Mode	802.11be (EHT20) 26-tone RU	Channel	CH 144：5720 MHz
Frequency Range	1 GHz ~ 40 GHz	Environmental Conditions	19°C, 62% RH
Tested By	Henry Hsu		

Conducted Unwanted Emissions							
No.	Frequency (MHz)	Emission Level (dBuV/m)	Limit (dBuV/m)	Margin (dB)	Raw Value Chain 0 (dBm)	Correction Factor (dB)	EIRP Level (dBm)
1	4575.91	48.16 PK	74	-25.84	-55.47	8.37	-47.1
2	4575.91	43.51 AV	54	-10.49	-60.12	8.37	-51.75
3	9151.82	43.33 PK	74	-30.67	-60.3	8.37	-51.93
4	9151.82	37.22 AV	54	-16.78	-66.41	8.37	-58.04
5	18910.6	43.47 PK	74	-30.53	-60.16	8.37	-51.79
6	18910.6	38.64 AV	54	-15.36	-64.99	8.37	-56.62
7	23784.9	47.55 PK	74	-26.45	-56.08	8.37	-47.71
8	23784.9	40.6 AV	54	-13.4	-63.03	8.37	-54.66
9	38764	49.97 PK	74	-24.03	-53.66	8.37	-45.29
10	38764	45.43 AV	54	-8.57	-58.2	8.37	-49.83

Note: Margin value = Emission Level - Limit value

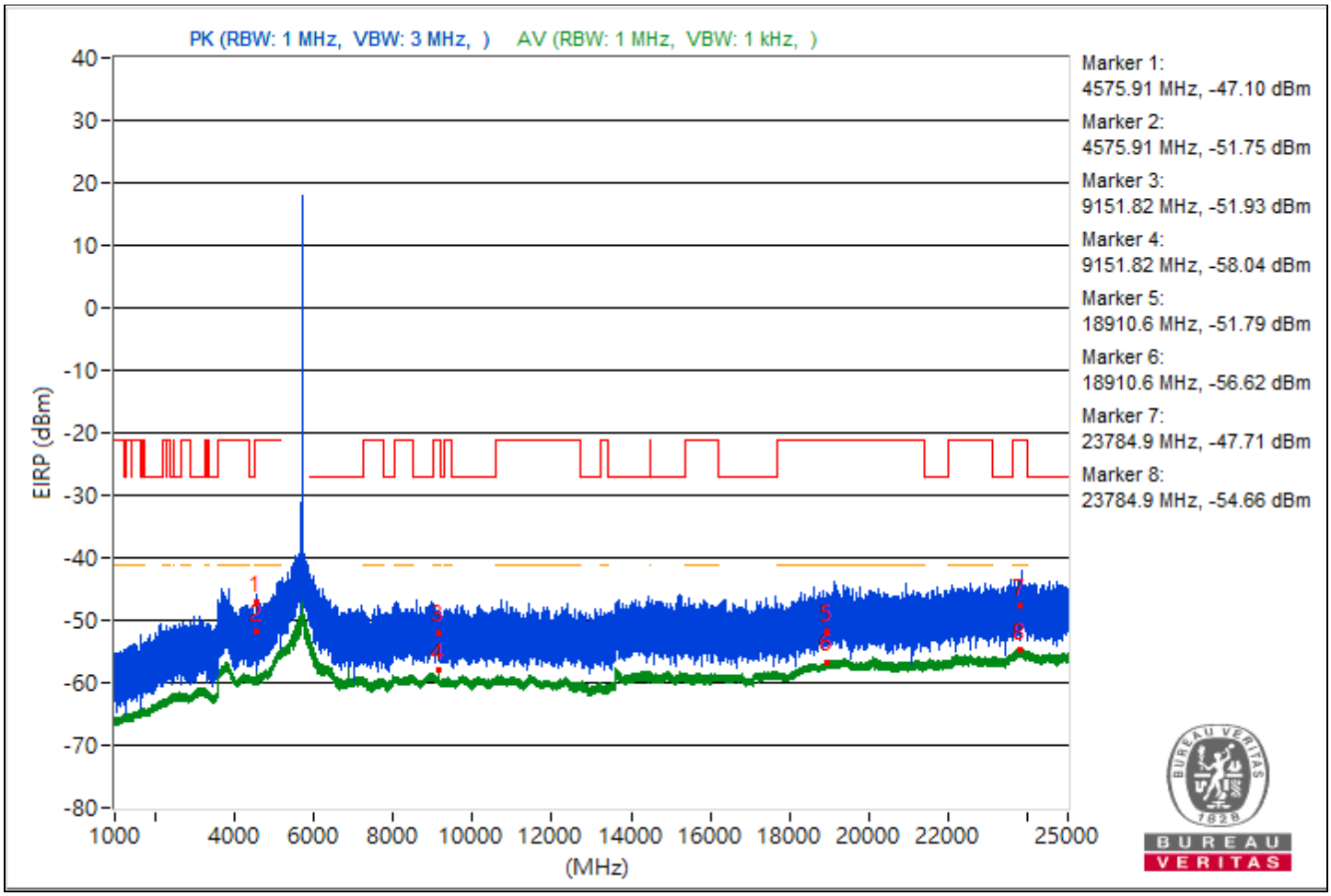

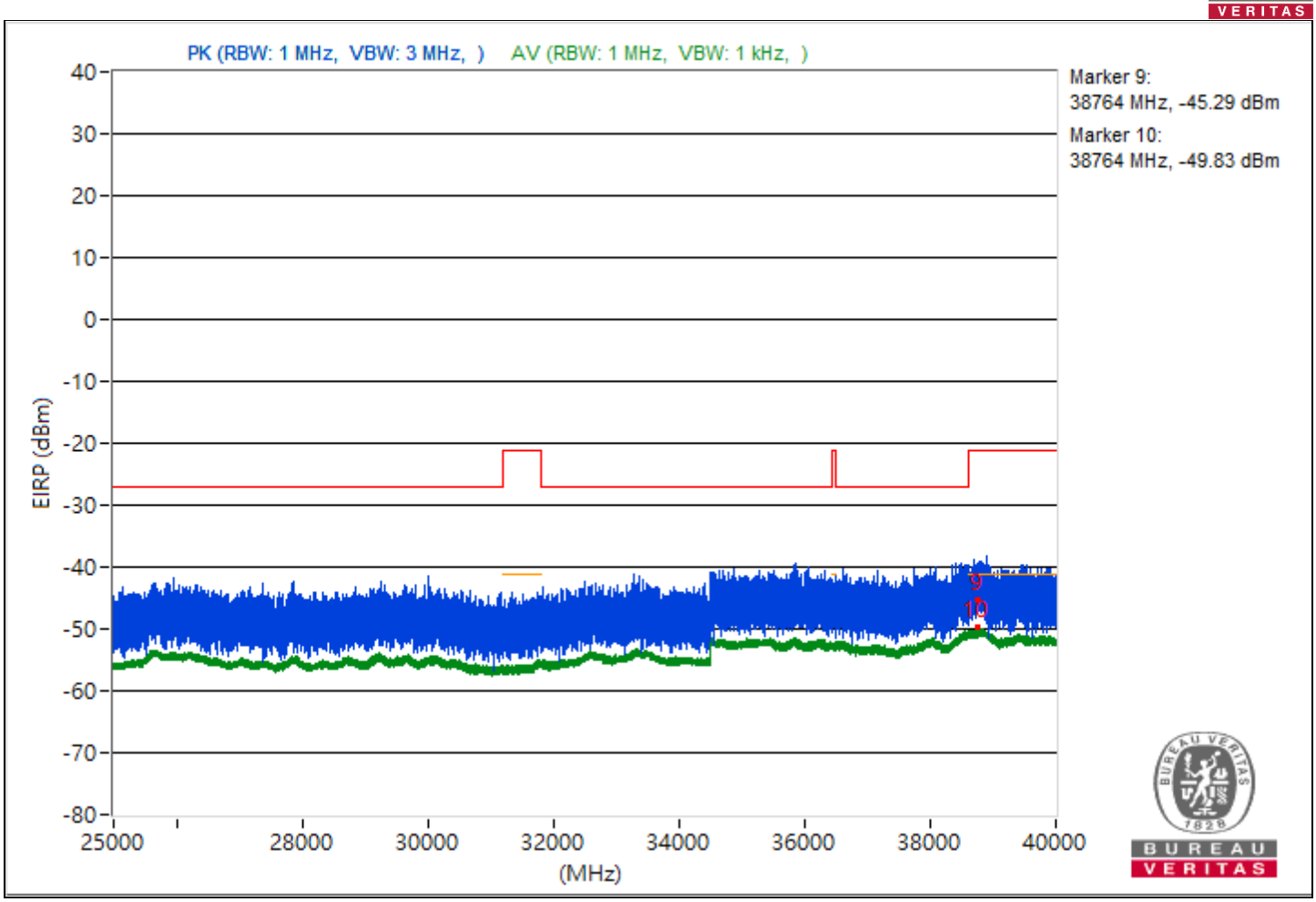
PK (RBW: 1 MHz, VBW: 3 MHz,)
AV (RBW: 1 MHz, VBW: 1 kHz,)
Marker 9:
38764 MHz, -45.29 dBm
Marker 10:
38764 MHz, -49.83 dBm
EIRP (dBm)
40
30
20
10
0
-10
-20
-30
-40
-50
-60
-70
-80
25000
28000
30000
32000
34000
36000
38000
40000
(MHz)
9
10

RF Mode	802.11be (EHT20) 26-tone RU	Channel	CH 149：5745 MHz
Frequency Range	1 GHz ~ 40 GHz	Environmental Conditions	19°C, 62% RH
Tested By	Henry Hsu		

Conducted Unwanted Emissions							
No.	Frequency (MHz)	Emission Level (dBuV/m)	Limit (dBuV/m)	Margin (dB)	Raw Value Chain 0 (dBm)	Correction Factor (dB)	EIRP Level (dBm)
1	4595.98	48.93 PK	74	-25.07	-54.7	8.37	-46.33
2	4595.98	43.24 AV	54	-10.76	-60.39	8.37	-52.02
3	11473.16	64.71 PK	74	-9.29	-38.92	8.37	-30.55
4	11473.16	51.77 AV	54	-2.23	-51.86	8.37	-43.49
5	18942.6	42.48 PK	74	-31.52	-61.15	8.37	-52.78
6	18942.6	38.78 AV	54	-15.22	-64.85	8.37	-56.48
7	23822.5	47.48 PK	74	-26.52	-56.15	8.37	-47.78
8	23822.5	40.7 AV	54	-13.3	-62.93	8.37	-54.56
9	38848.18	53.44 PK	74	-20.56	-50.19	8.37	-41.82
10	38848.18	45.58 AV	54	-8.42	-58.05	8.37	-49.68

Note: Margin value = Emission Level - Limit value

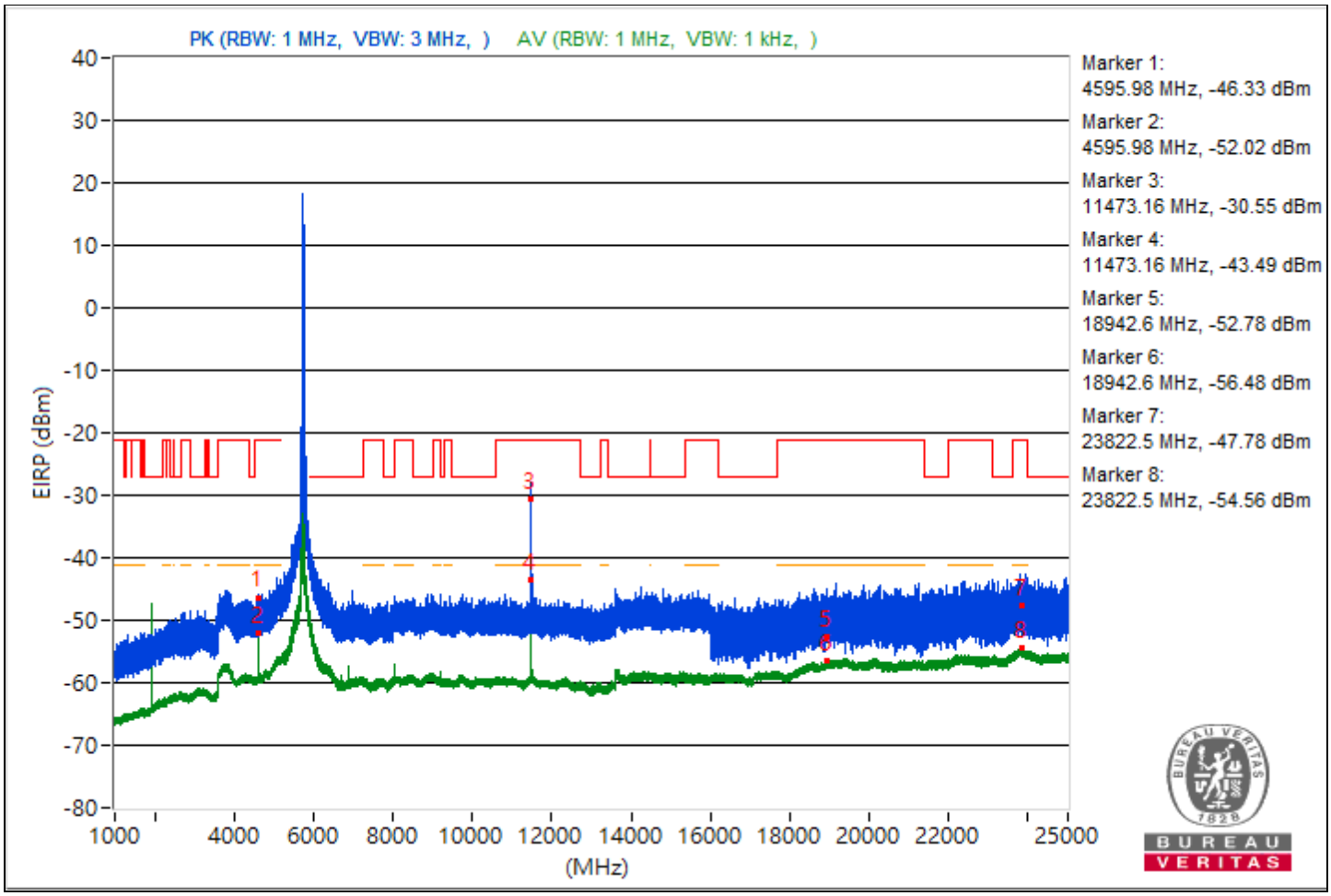

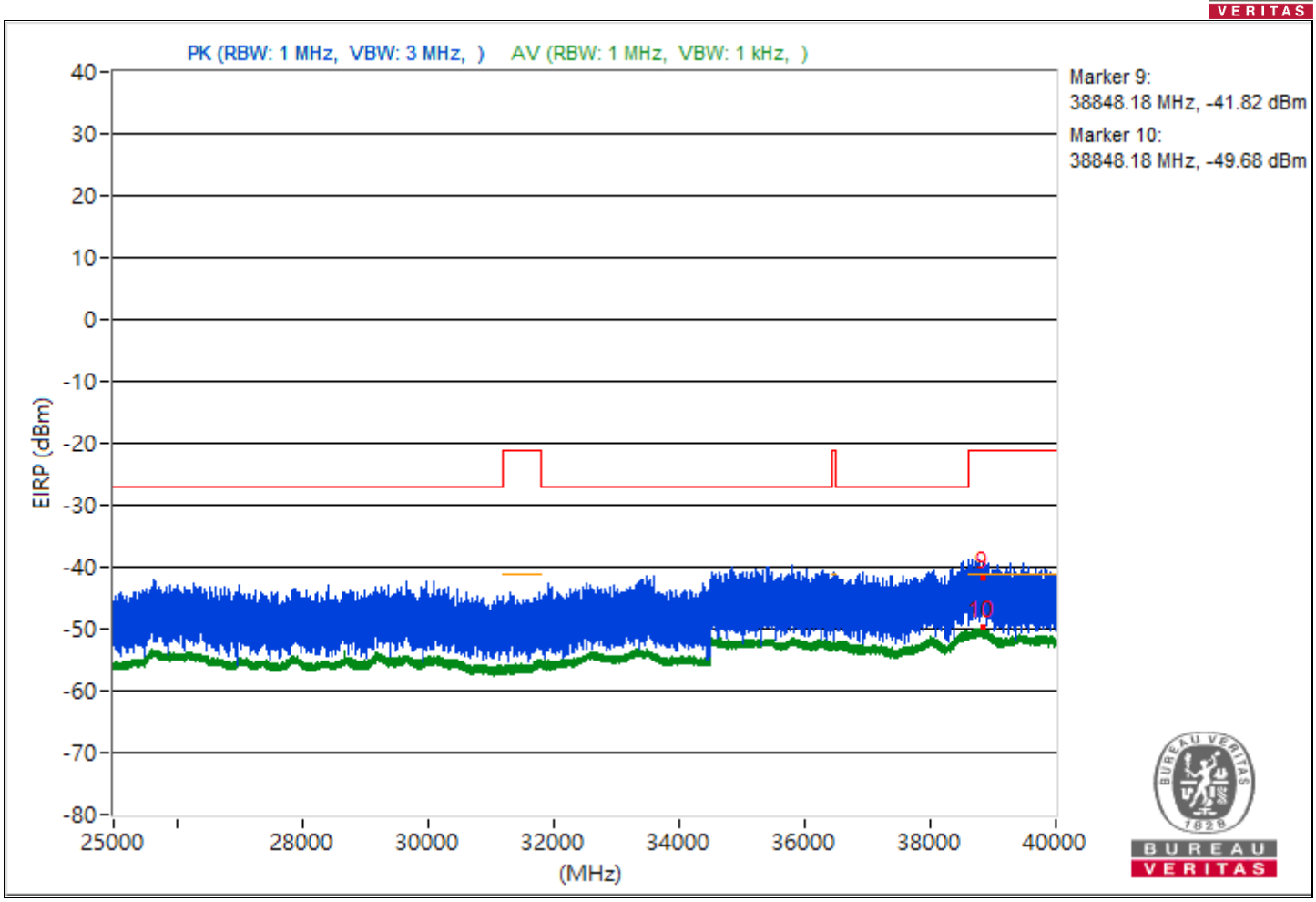
PK (RBW: 1 MHz, VBW: 3 MHz,)
AV (RBW: 1 MHz, VBW: 1 kHz,)
Marker 9:
38848.18 MHz, -41.82 dBm
Marker 10:
38848.18 MHz, -49.68 dBm
EIRP (dBm)
40
30
20
10
0
-10
-20
-30
-40
-50
-60
-70
-80
25000
28000
30000
32000
34000
36000
38000
40000
(MHz)
9
10

RF Mode	802.11be (EHT20) 26-tone RU	Channel	CH 165：5825 MHz
Frequency Range	1 GHz ~ 40 GHz	Environmental Conditions	19°C, 62% RH
Tested By	Henry Hsu		

Conducted Unwanted Emissions							
No.	Frequency (MHz)	Emission Level (dBuV/m)	Limit (dBuV/m)	Margin (dB)	Raw Value Chain 0 (dBm)	Correction Factor (dB)	EIRP Level (dBm)
1	4659.91	47.65 PK	74	-26.35	-55.98	8.37	-47.61
2	4659.91	45.15 AV	54	-8.85	-58.48	8.37	-50.11
3	11632.71	61.41 PK	74	-12.59	-42.22	8.37	-33.85
4	11632.71	51.44 AV	54	-2.56	-52.19	8.37	-43.82
5	18993.2	44.97 PK	74	-29.03	-58.66	8.37	-50.29
6	18993.2	38.63 AV	54	-15.37	-65	8.37	-56.63
7	23764.7	47.09 PK	74	-26.91	-56.54	8.37	-48.17
8	23764.7	40.74 AV	54	-13.26	-62.89	8.37	-54.52
9	38806.04	51.17 PK	74	-22.83	-52.46	8.37	-44.09
10	38806.04	45.32 AV	54	-8.68	-58.31	8.37	-49.94

Note: Margin value = Emission Level - Limit value

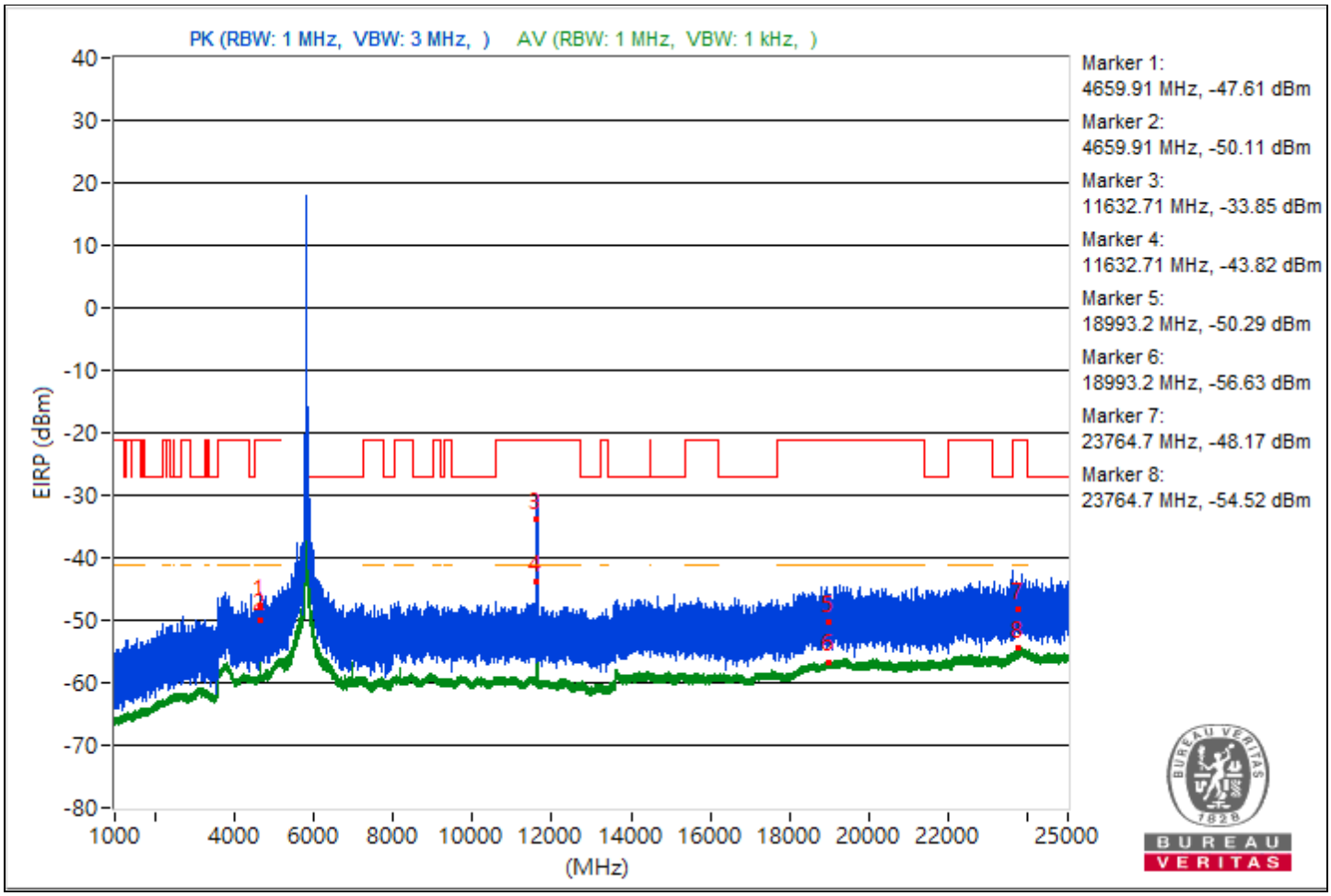

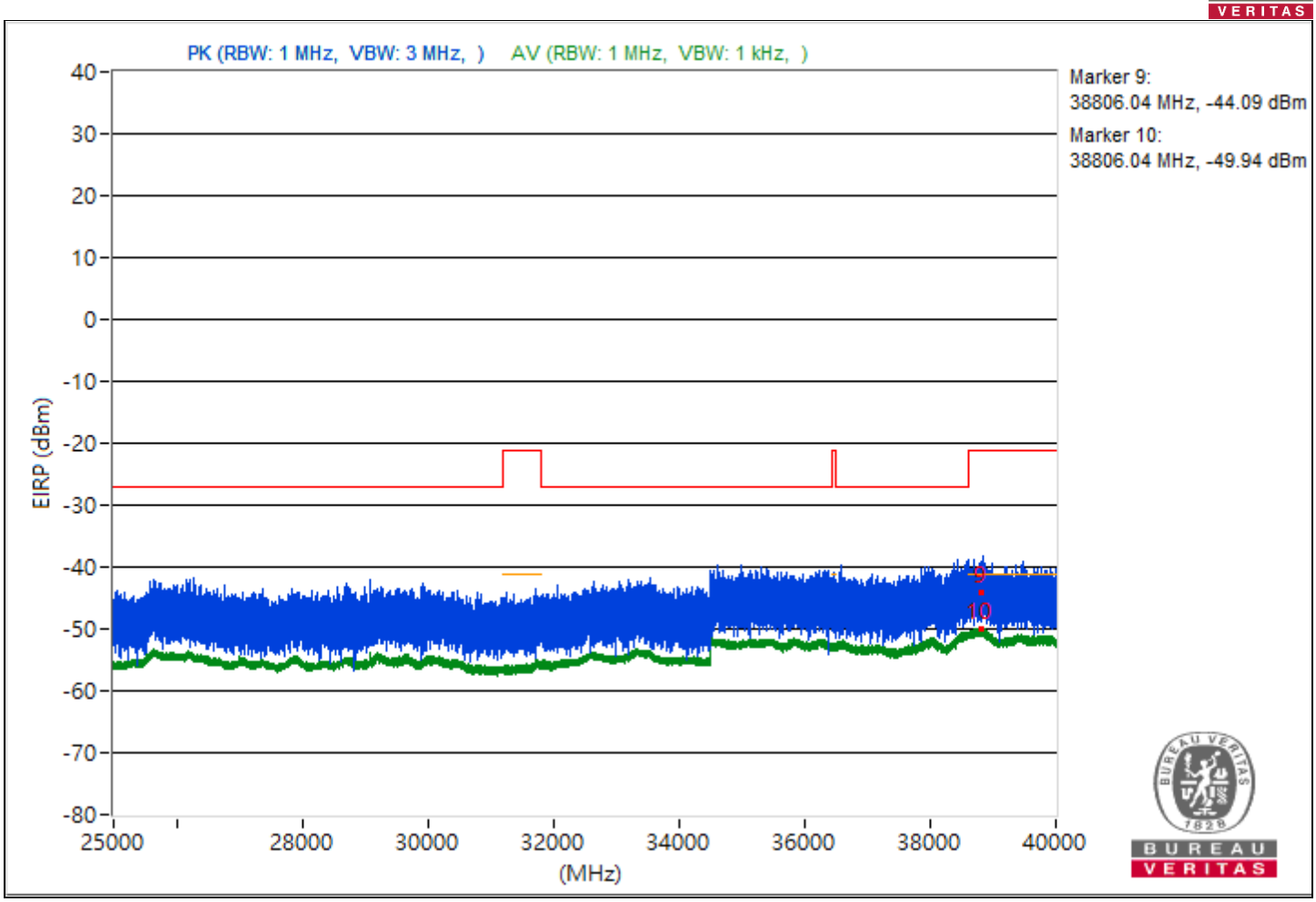
PK (RBW: 1 MHz, VBW: 3 MHz,)
AV (RBW: 1 MHz, VBW: 1 kHz,)
Marker 9:
38806.04 MHz, -44.09 dBm
Marker 10:
38806.04 MHz, -49.94 dBm
EIRP (dBm)
40
30
20
10
0
-10
-20
-30
-40
-50
-60
-70
-80
25000
28000
30000
32000
34000
36000
38000
40000
(MHz)
9
10

RF Mode	802.11be (EHT20) 52-tone RU	Channel	CH 36：5180 MHz
Frequency Range	1 GHz ~ 40 GHz	Environmental Conditions	19°C, 62% RH
Tested By	Henry Hsu		

Conducted Unwanted Emissions							
No.	Frequency (MHz)	Emission Level (dBuV/m)	Limit (dBuV/m)	Margin (dB)	Raw Value Chain 0 (dBm)	Correction Factor (dB)	EIRP Level (dBm)
1	5097.8	52.97 PK	74	-21.03	-50.66	8.37	-42.29
2	5097.8	44.26 AV	54	-9.74	-59.37	8.37	-51
3	8287.91	49.37 PK	74	-24.63	-54.26	8.37	-45.89
4	8287.91	43.11 AV	54	-10.89	-60.52	8.37	-52.15
5	18964.7	46.92 PK	74	-27.08	-56.71	8.37	-48.34
6	18964.7	38.75 AV	54	-15.25	-64.88	8.37	-56.51
7	23864.4	49.24 PK	74	-24.76	-54.39	8.37	-46.02
8	23864.4	40.82 AV	54	-13.18	-62.81	8.37	-54.44
9	38760.09	50.98 PK	74	-23.02	-52.65	8.37	-44.28
10	38760.09	45.45 AV	54	-8.55	-58.18	8.37	-49.81

Note: Margin value = Emission Level - Limit value

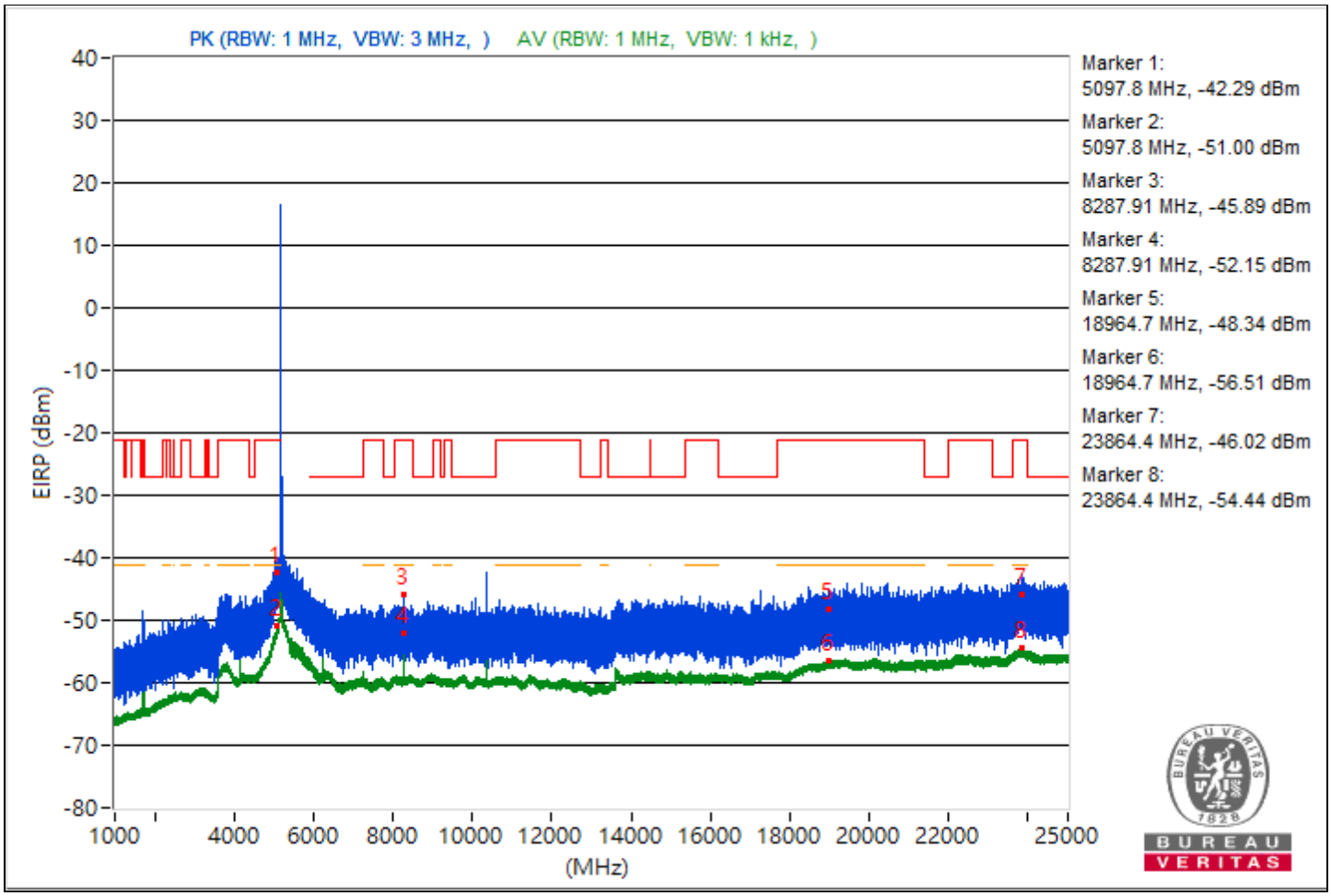

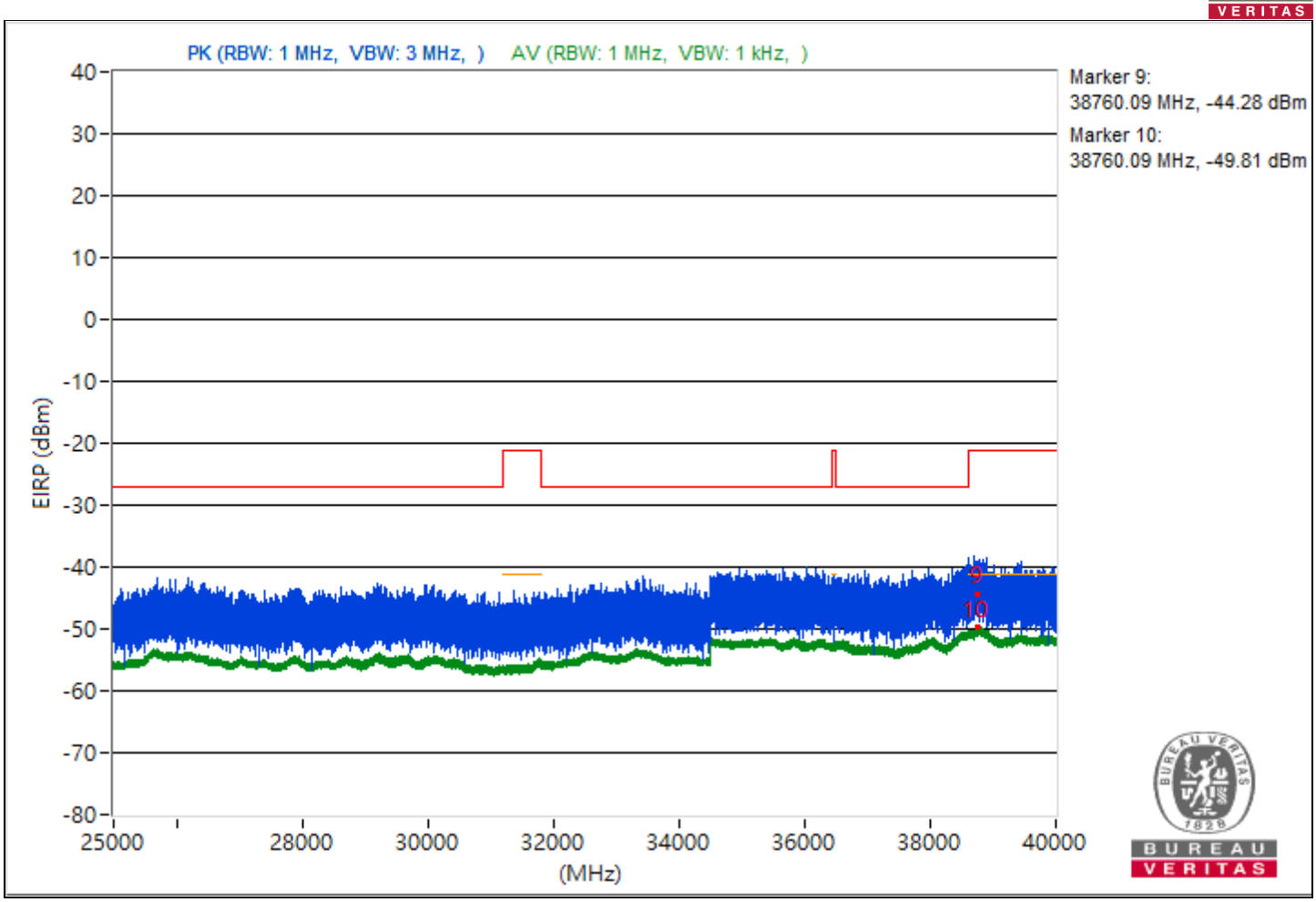
PK (RBW: 1 MHz, VBW: 3 MHz,)
AV (RBW: 1 MHz, VBW: 1 kHz,)
Marker 9:
38760.09 MHz, -44.28 dBm
Marker 10:
38760.09 MHz, -49.81 dBm
EIRP (dBm)
40
30
20
10
0
-10
-20
-30
-40
-50
-60
-70
-80
25000
28000
30000
32000
34000
36000
38000
40000
(MHz)
9
10

RF Mode	802.11be (EHT20) 52-tone RU	Channel	CH 64：5320 MHz
Frequency Range	1 GHz ~ 40 GHz	Environmental Conditions	19°C, 62% RH
Tested By	Henry Hsu		

Conducted Unwanted Emissions							
No.	Frequency (MHz)	Emission Level (dBuV/m)	Limit (dBuV/m)	Margin (dB)	Raw Value Chain 0 (dBm)	Correction Factor (dB)	EIRP Level (dBm)
1	5096.63	50.69 PK	74	-23.31	-52.94	8.37	-44.57
2	5096.63	42.57 AV	54	-11.43	-61.06	8.37	-52.69
3	10625.51	42.15 PK	74	-31.85	-61.48	8.37	-53.11
4	10625.51	37.46 AV	54	-16.54	-66.17	8.37	-57.8
5	18994.5	44.05 PK	74	-29.95	-59.58	8.37	-51.21
6	18994.5	38.74 AV	54	-15.26	-64.89	8.37	-56.52
7	23744.6	47.97 PK	74	-26.03	-55.66	8.37	-47.29
8	23744.6	40.79 AV	54	-13.21	-62.84	8.37	-54.47
9	38788	50.93 PK	74	-23.07	-52.7	8.37	-44.33
10	38788	45.35 AV	54	-8.65	-58.28	8.37	-49.91

Note: Margin value = Emission Level - Limit value

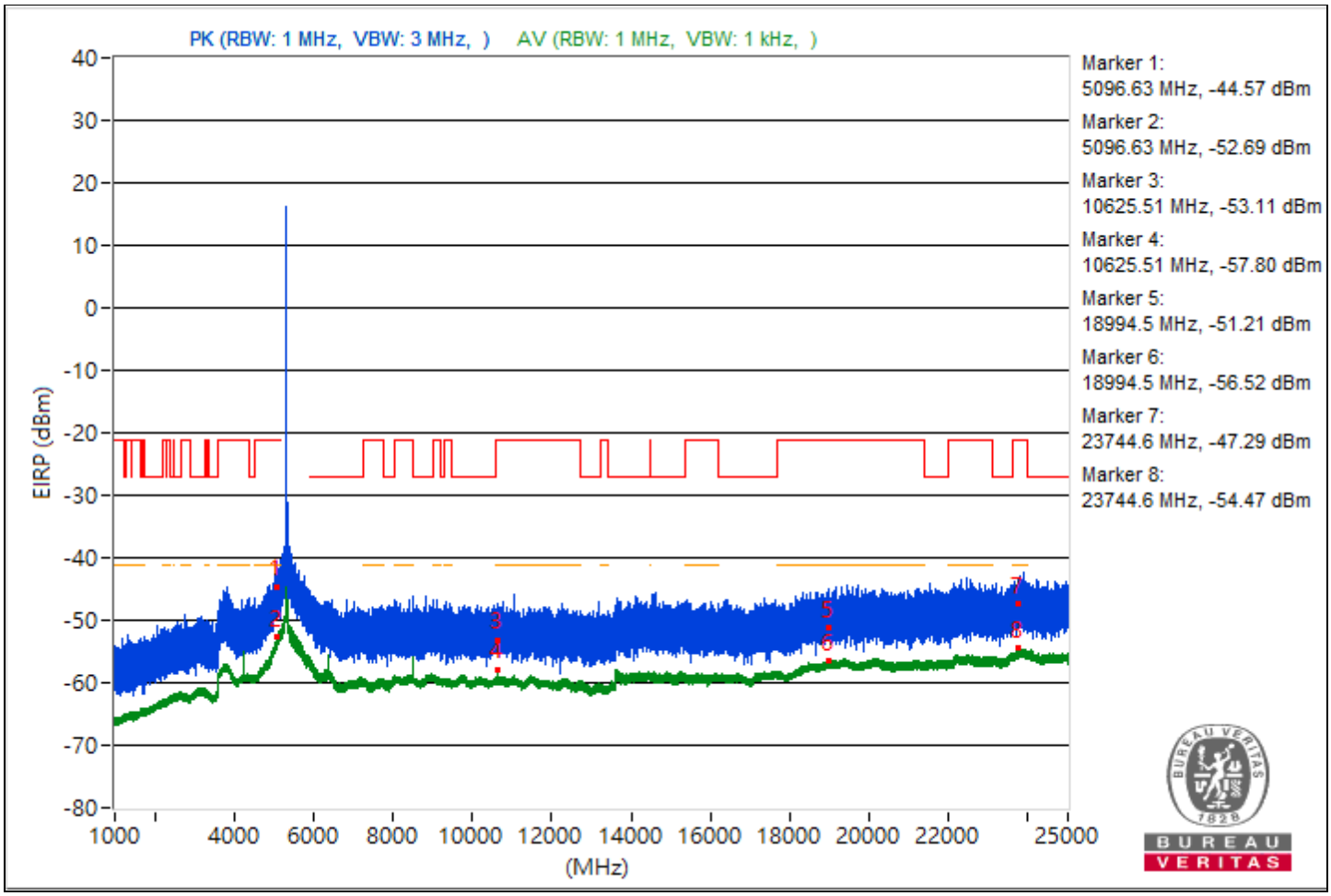

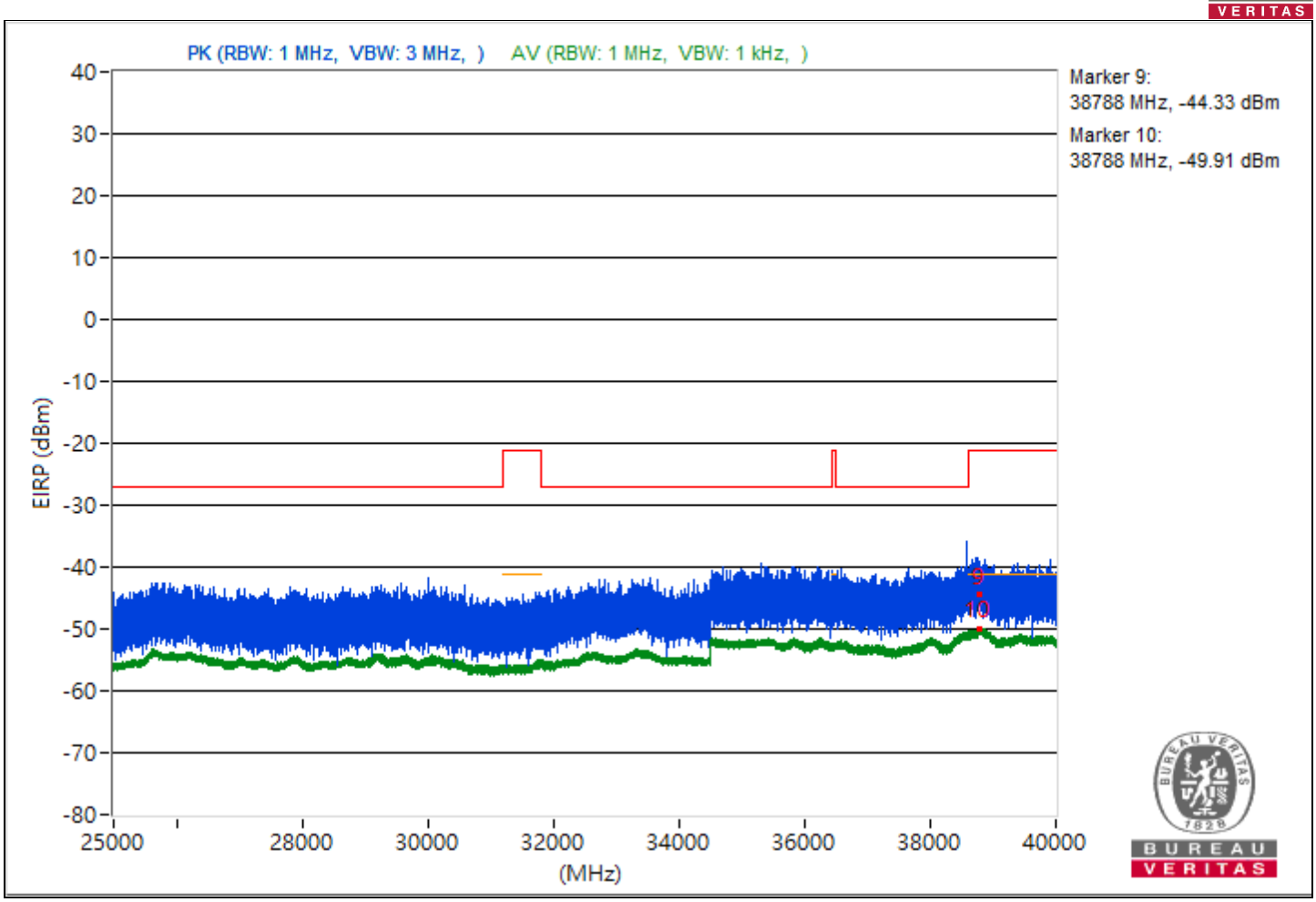
PK (RBW: 1 MHz, VBW: 3 MHz,)
AV (RBW: 1 MHz, VBW: 1 kHz,)
Marker 9:
38788 MHz, -44.33 dBm
Marker 10:
38788 MHz, -49.91 dBm
EIRP (dBm)
40
30
20
10
0
-10
-20
-30
-40
-50
-60
-70
-80
25000
28000
30000
32000
34000
36000
38000
40000
(MHz)
9
10

RF Mode	802.11be (EHT20) 52-tone RU	Channel	CH 100：5500 MHz
Frequency Range	1 GHz ~ 40 GHz	Environmental Conditions	19°C, 62% RH
Tested By	Henry Hsu		

Conducted Unwanted Emissions							
No.	Frequency (MHz)	Emission Level (dBuV/m)	Limit (dBuV/m)	Margin (dB)	Raw Value Chain 0 (dBm)	Correction Factor (dB)	EIRP Level (dBm)
1	1718.82	47.66 PK	74	-26.34	-55.97	8.37	-47.6
2	1718.82	42.73 AV	54	-11.27	-60.9	8.37	-52.53
3	9010.58	44.05 PK	74	-29.95	-59.58	8.37	-51.21
4	9010.58	36.57 AV	54	-17.43	-67.06	8.37	-58.69
5	18979.9	46.19 PK	74	-27.81	-57.44	8.37	-49.07
6	18979.9	38.69 AV	54	-15.31	-64.94	8.37	-56.57
7	23860.2	44.71 PK	74	-29.29	-58.92	8.37	-50.55
8	23860.2	40.75 AV	54	-13.25	-62.88	8.37	-54.51
9	38793.51	51.59 PK	74	-22.41	-52.04	8.37	-43.67
10	38793.51	45.36 AV	54	-8.64	-58.27	8.37	-49.9

Note: Margin value = Emission Level - Limit value

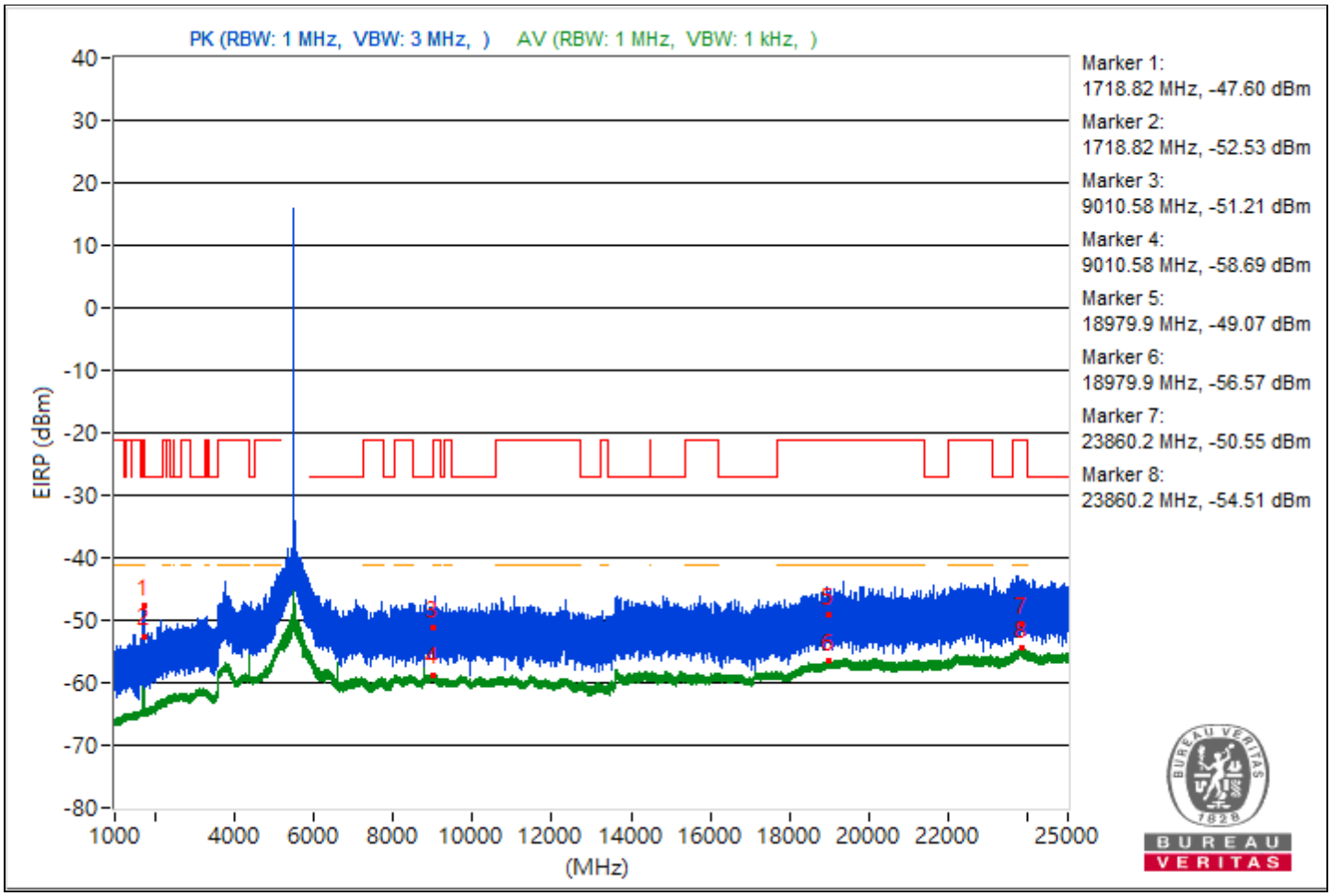

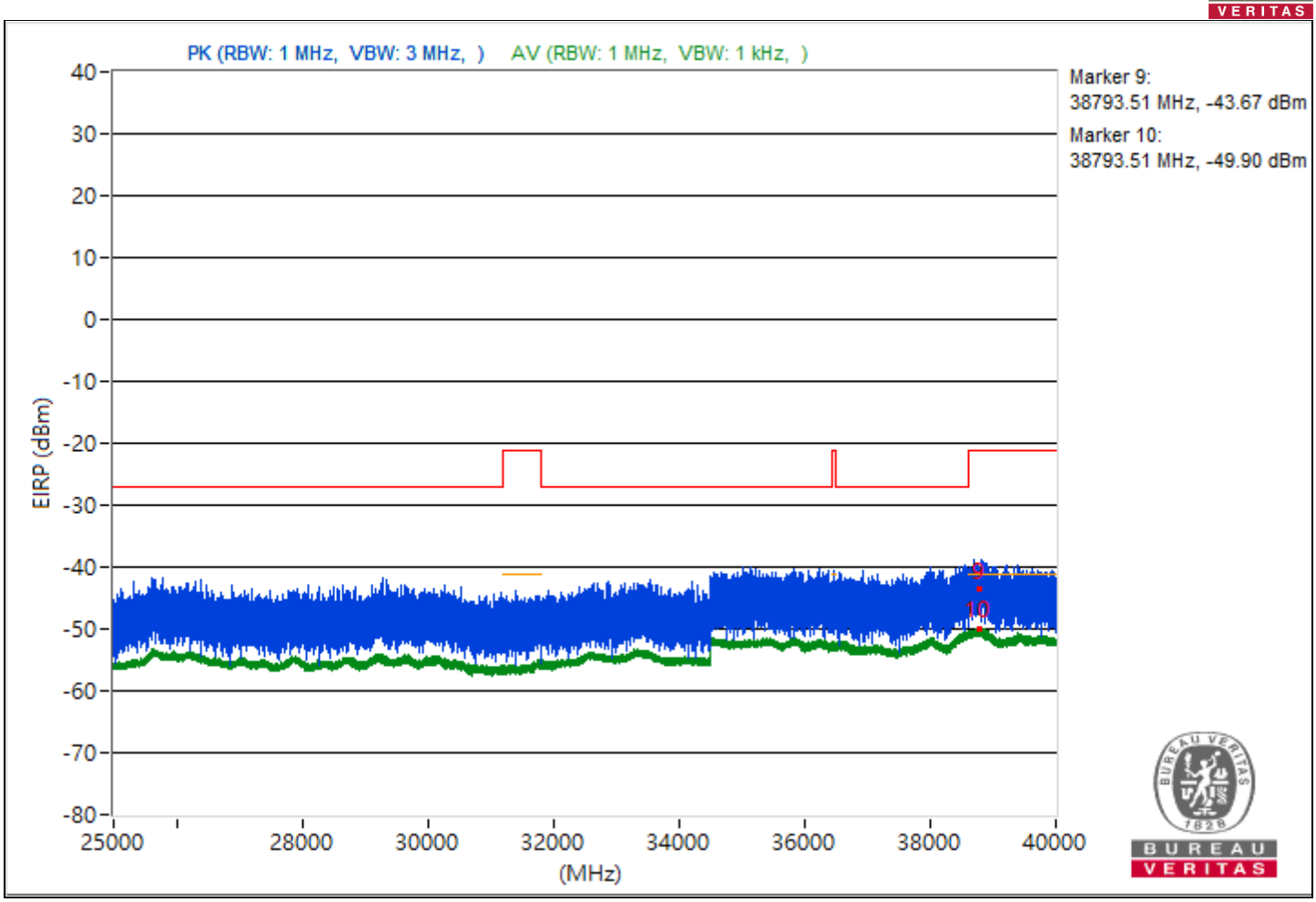
PK (RBW: 1 MHz, VBW: 3 MHz,)
AV (RBW: 1 MHz, VBW: 1 kHz,)
Marker 9:
38793.51 MHz, -43.67 dBm
Marker 10:
38793.51 MHz, -49.90 dBm
EIRP (dBm)
40
30
20
10
0
-10
-20
-30
-40
-50
-60
-70
-80
25000
28000
30000
32000
34000
36000
38000
40000
(MHz)
9
10

RF Mode	802.11be (EHT20) 52-tone RU	Channel	CH 140：5700 MHz
Frequency Range	1 GHz ~ 40 GHz	Environmental Conditions	19°C, 62% RH
Tested By	Henry Hsu		

Conducted Unwanted Emissions							
No.	Frequency (MHz)	Emission Level (dBuV/m)	Limit (dBuV/m)	Margin (dB)	Raw Value Chain 0 (dBm)	Correction Factor (dB)	EIRP Level (dBm)
1	4560.04	49.9 PK	74	-24.1	-53.73	8.37	-45.36
2	4560.04	43.66 AV	54	-10.34	-59.97	8.37	-51.6
3	9119.64	45.16 PK	74	-28.84	-58.47	8.37	-50.1
4	9119.64	37.26 AV	54	-16.74	-66.37	8.37	-58
5	18951	43.2 PK	74	-30.8	-60.43	8.37	-52.06
6	18951	38.82 AV	54	-15.18	-64.81	8.37	-56.44
7	23787.5	44.96 PK	74	-29.04	-58.67	8.37	-50.3
8	23787.5	40.71 AV	54	-13.29	-62.92	8.37	-54.55
9	38761.69	51.22 PK	74	-22.78	-52.41	8.37	-44.04
10	38761.69	45.68 AV	54	-8.32	-57.95	8.37	-49.58

Note: Margin value = Emission Level - Limit value

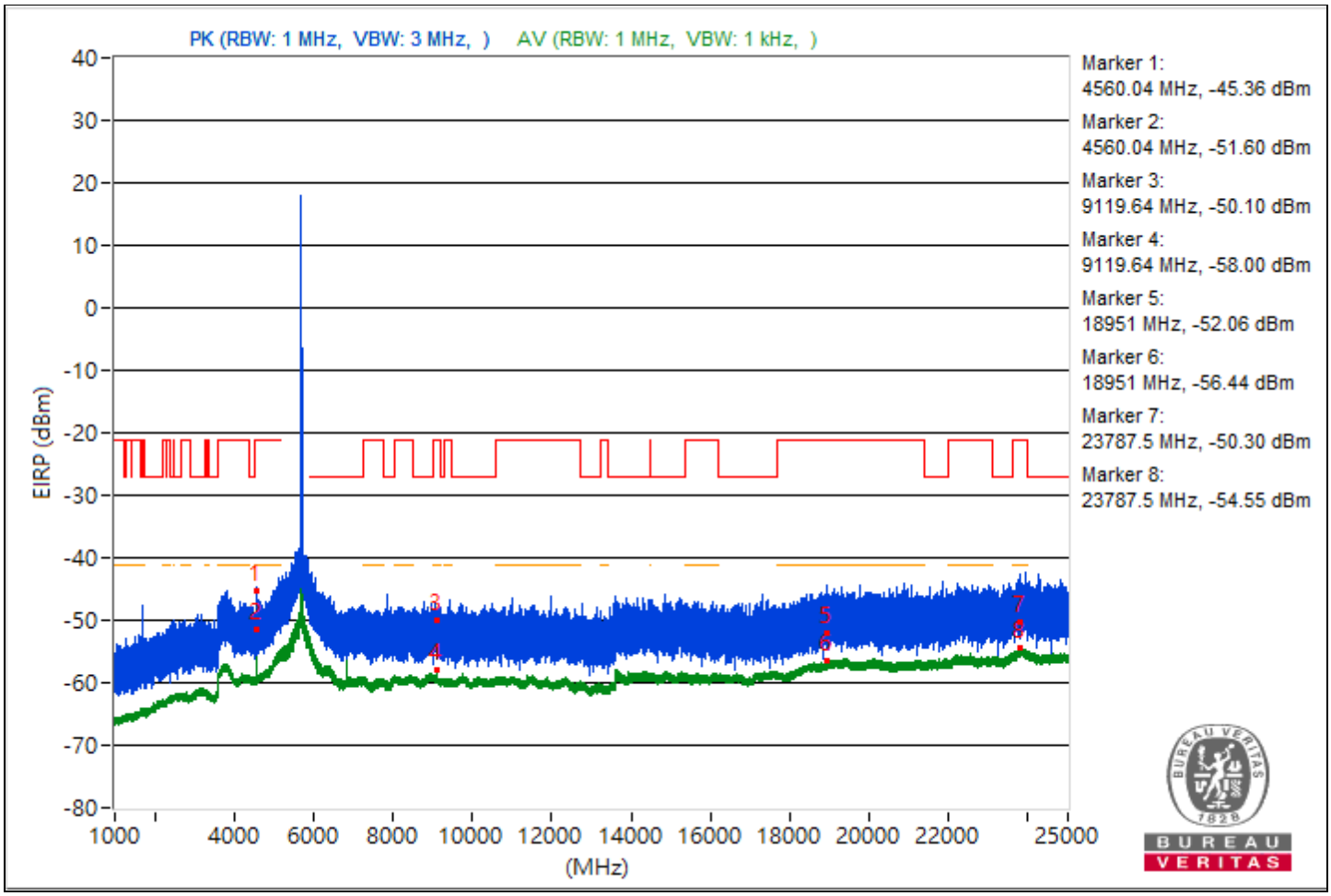

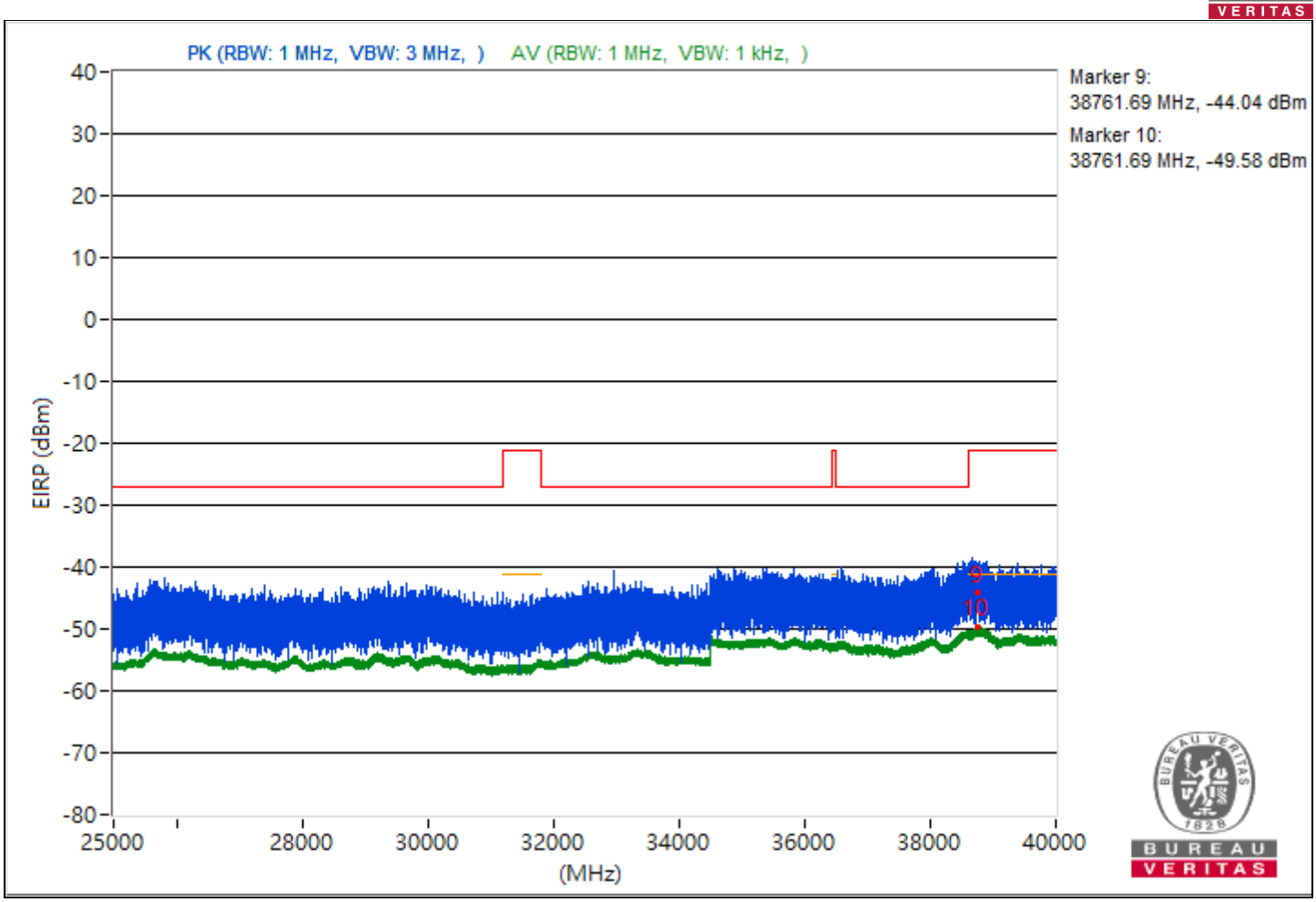
PK (RBW: 1 MHz, VBW: 3 MHz,)
AV (RBW: 1 MHz, VBW: 1 kHz,)
Marker 9:
38761.69 MHz, -44.04 dBm
Marker 10:
38761.69 MHz, -49.58 dBm
EIRP (dBm)
40
30
20
10
0
-10
-20
-30
-40
-50
-60
-70
-80
25000
28000
30000
32000
34000
36000
38000
40000
(MHz)
9
10

RF Mode	802.11be (EHT20) 52-tone RU	Channel	CH 144：5720 MHz
Frequency Range	1 GHz ~ 40 GHz	Environmental Conditions	19°C, 62% RH
Tested By	Henry Hsu		

Conducted Unwanted Emissions							
No.	Frequency (MHz)	Emission Level (dBuV/m)	Limit (dBuV/m)	Margin (dB)	Raw Value Chain 0 (dBm)	Correction Factor (dB)	EIRP Level (dBm)
1	4575.99	49.75 PK	74	-24.25	-53.88	8.37	-45.51
2	4575.99	45.52 AV	54	-8.48	-58.11	8.37	-49.74
3	9151.73	43.16 PK	74	-30.84	-60.47	8.37	-52.1
4	9151.73	36.96 AV	54	-17.04	-66.67	8.37	-58.3
5	18990.5	45.3 PK	74	-28.7	-58.33	8.37	-49.96
6	18990.5	38.76 AV	54	-15.24	-64.87	8.37	-56.5
7	23804.3	47.7 PK	74	-26.3	-55.93	8.37	-47.56
8	23804.3	40.65 AV	54	-13.35	-62.98	8.37	-54.61
9	38758.04	50.56 PK	74	-23.44	-53.07	8.37	-44.7
10	38758.04	45.35 AV	54	-8.65	-58.28	8.37	-49.91

Note: Margin value = Emission Level - Limit value

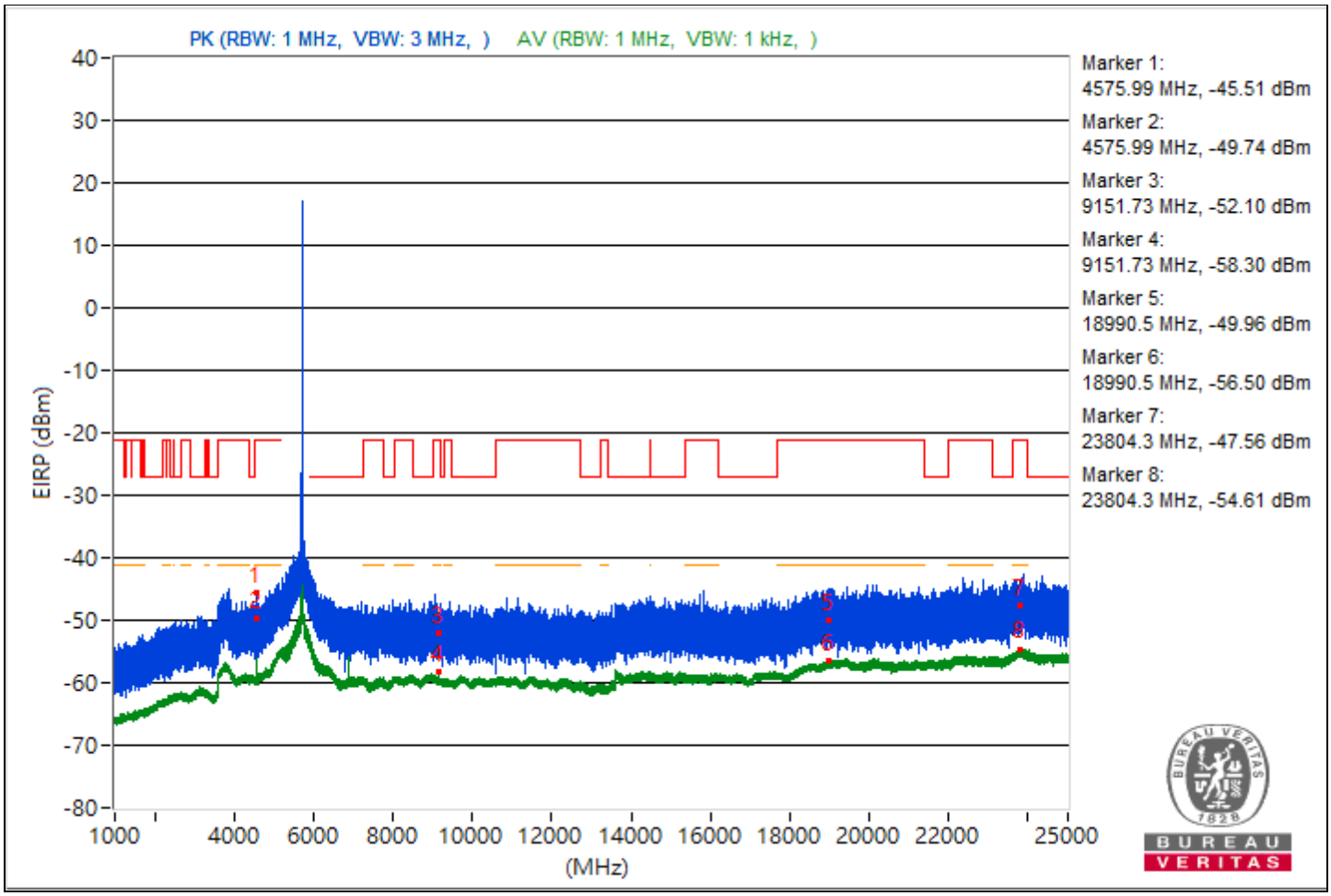

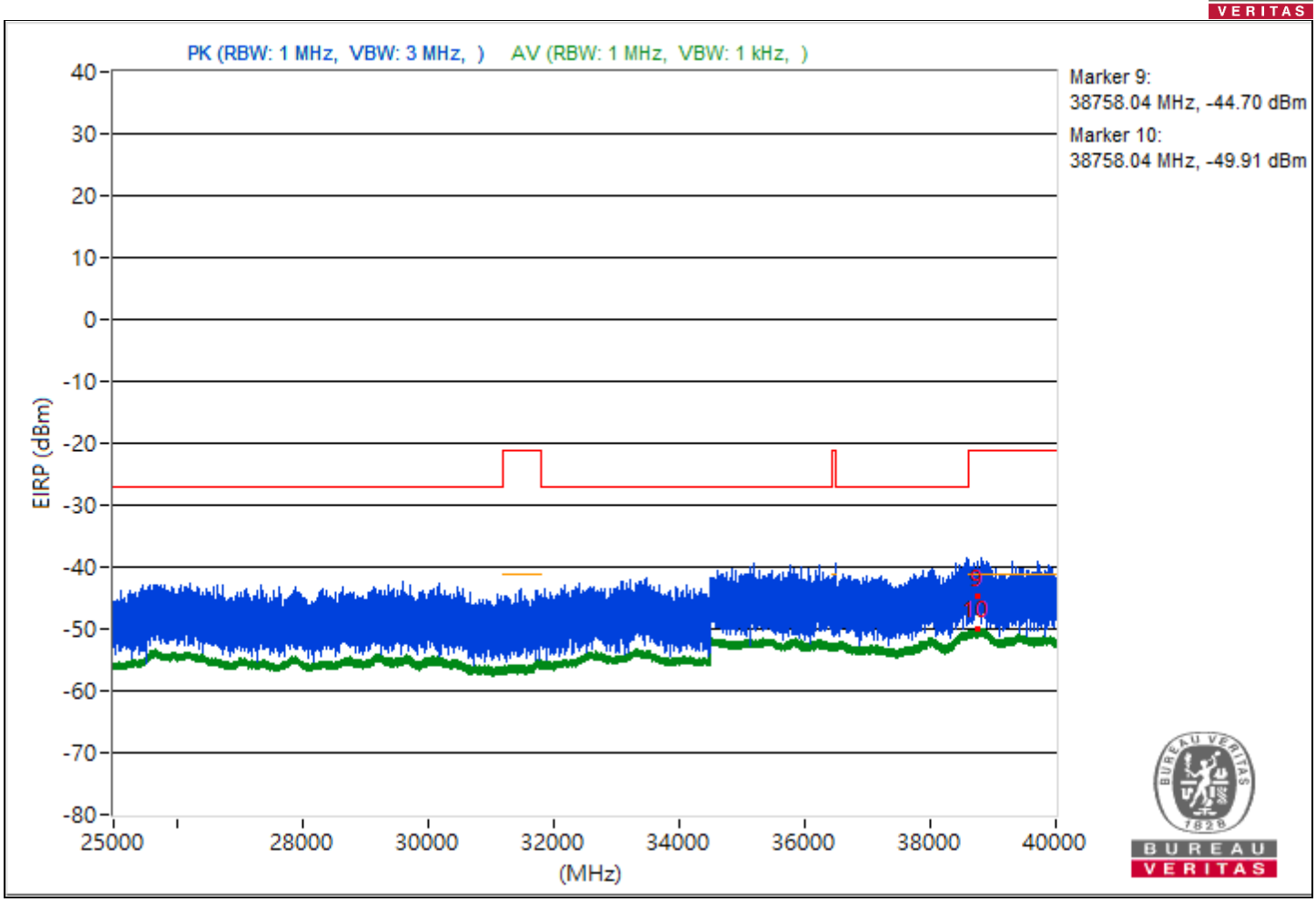
PK (RBW: 1 MHz, VBW: 3 MHz,)
AV (RBW: 1 MHz, VBW: 1 kHz,)
Marker 9:
38758.04 MHz, -44.70 dBm
Marker 10:
38758.04 MHz, -49.91 dBm
EIRP (dBm)
40
30
20
10
0
-10
-20
-30
-40
-50
-60
-70
-80
25000
28000
30000
32000
34000
36000
38000
40000
(MHz)
9
10

RF Mode	802.11be (EHT20) 52-tone RU	Channel	CH 149：5745 MHz
Frequency Range	1 GHz ~ 40 GHz	Environmental Conditions	19°C, 62% RH
Tested By	Henry Hsu		

Conducted Unwanted Emissions							
No.	Frequency (MHz)	Emission Level (dBuV/m)	Limit (dBuV/m)	Margin (dB)	Raw Value Chain 0 (dBm)	Correction Factor (dB)	EIRP Level (dBm)
1	4596.06	48.02 PK	74	-25.98	-55.61	8.37	-47.24
2	4596.06	42.99 AV	54	-11.01	-60.64	8.37	-52.27
3	11475.11	58.69 PK	74	-15.31	-44.94	8.37	-36.57
4	11475.11	51.13 AV	54	-2.87	-52.5	8.37	-44.13
5	18964.8	45.18 PK	74	-28.82	-58.45	8.37	-50.08
6	18964.8	38.61 AV	54	-15.39	-65.02	8.37	-56.65
7	23917.8	46.64 PK	74	-27.36	-56.99	8.37	-48.62
8	23917.8	40.83 AV	54	-13.17	-62.8	8.37	-54.43
9	38794.93	49.92 PK	74	-24.08	-53.71	8.37	-45.34
10	38794.93	45.42 AV	54	-8.58	-58.21	8.37	-49.84

Note: Margin value = Emission Level - Limit value

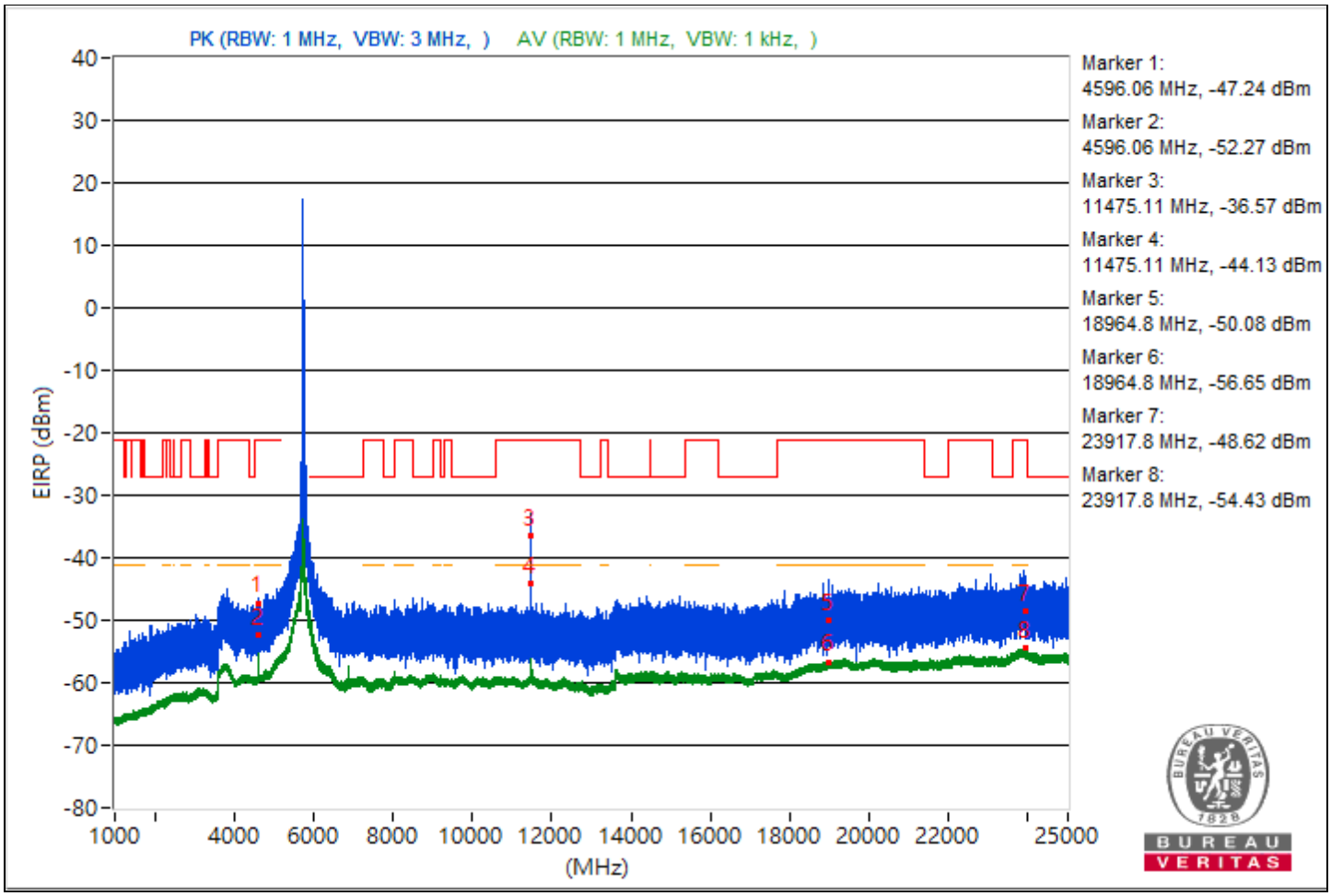

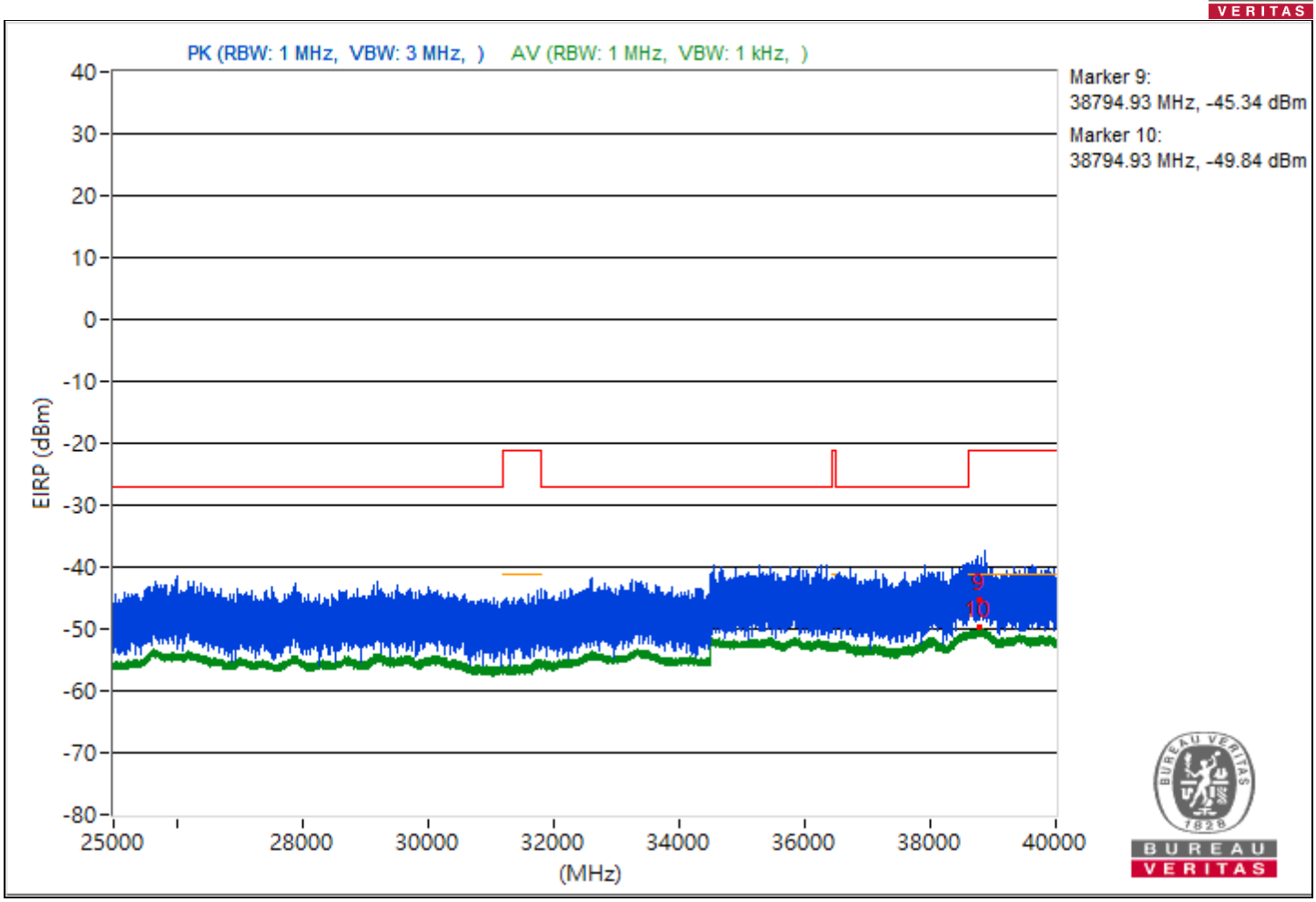
PK (RBW: 1 MHz, VBW: 3 MHz,)
AV (RBW: 1 MHz, VBW: 1 kHz,)
Marker 9:
38794.93 MHz, -45.34 dBm
Marker 10:
38794.93 MHz, -49.84 dBm
EIRP (dBm)
40
30
20
10
0
-10
-20
-30
-40
-50
-60
-70
-80
25000
28000
30000
32000
34000
36000
38000
40000
(MHz)
9
10

RF Mode	802.11be (EHT20) 52-tone RU	Channel	CH 165：5825 MHz
Frequency Range	1 GHz ~ 40 GHz	Environmental Conditions	19°C, 62% RH
Tested By	Henry Hsu		

Conducted Unwanted Emissions							
No.	Frequency (MHz)	Emission Level (dBuV/m)	Limit (dBuV/m)	Margin (dB)	Raw Value Chain 0 (dBm)	Correction Factor (dB)	EIRP Level (dBm)
1	4659.99	48.39 PK	74	-25.61	-55.24	8.37	-46.87
2	4659.99	44.06 AV	54	-9.94	-59.57	8.37	-51.2
3	11635.2	58.54 PK	74	-15.46	-45.09	8.37	-36.72
4	11635.2	50.58 AV	54	-3.42	-53.05	8.37	-44.68
5	18999.3	44.22 PK	74	-29.78	-59.41	8.37	-51.04
6	18999.3	38.62 AV	54	-15.38	-65.01	8.37	-56.64
7	23786.1	47.08 PK	74	-26.92	-56.55	8.37	-48.18
8	23786.1	40.82 AV	54	-13.18	-62.81	8.37	-54.44
9	38815.11	51.97 PK	74	-22.03	-51.66	8.37	-43.29
10	38815.11	45.5 AV	54	-8.5	-58.13	8.37	-49.76

Note: Margin value = Emission Level - Limit value

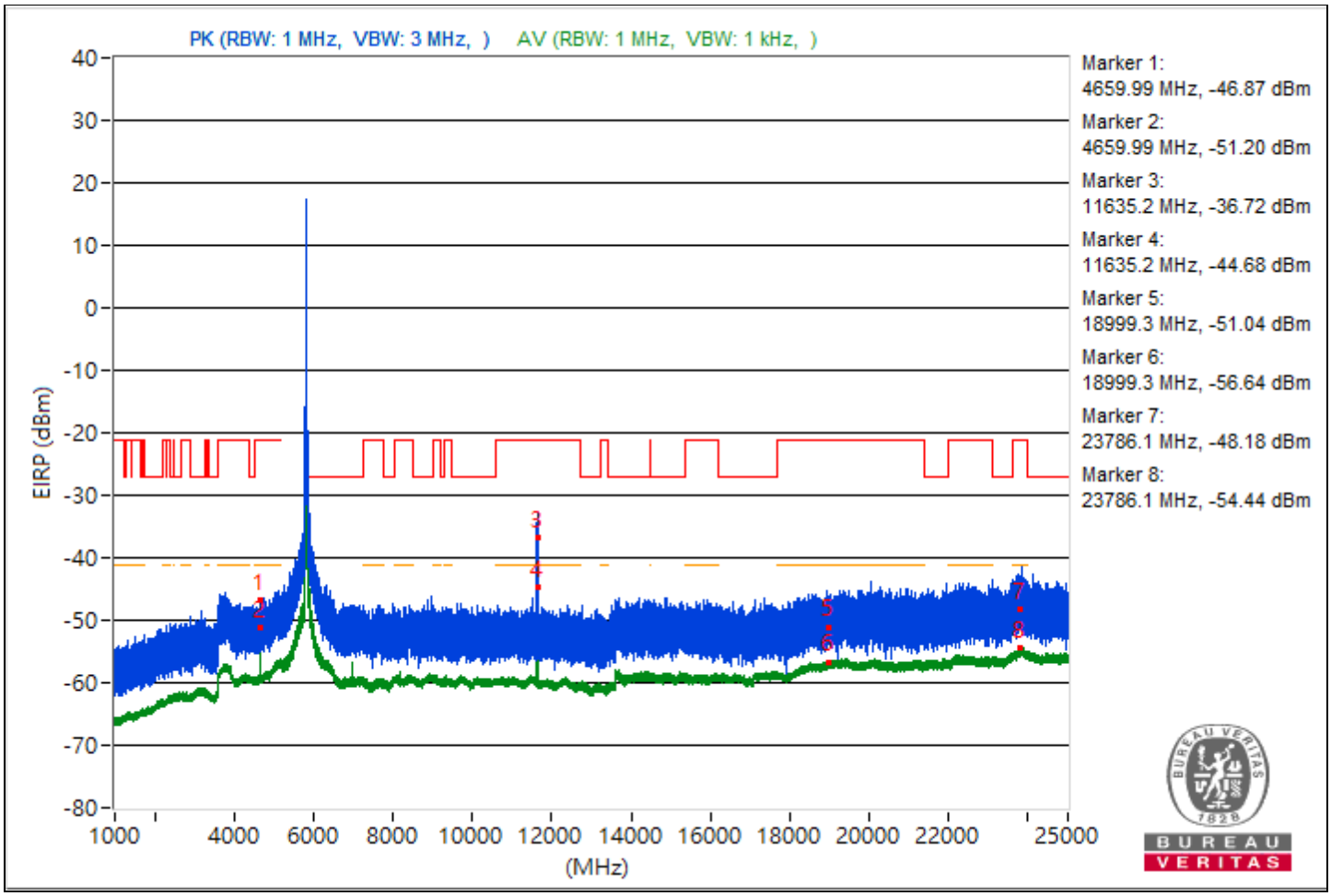

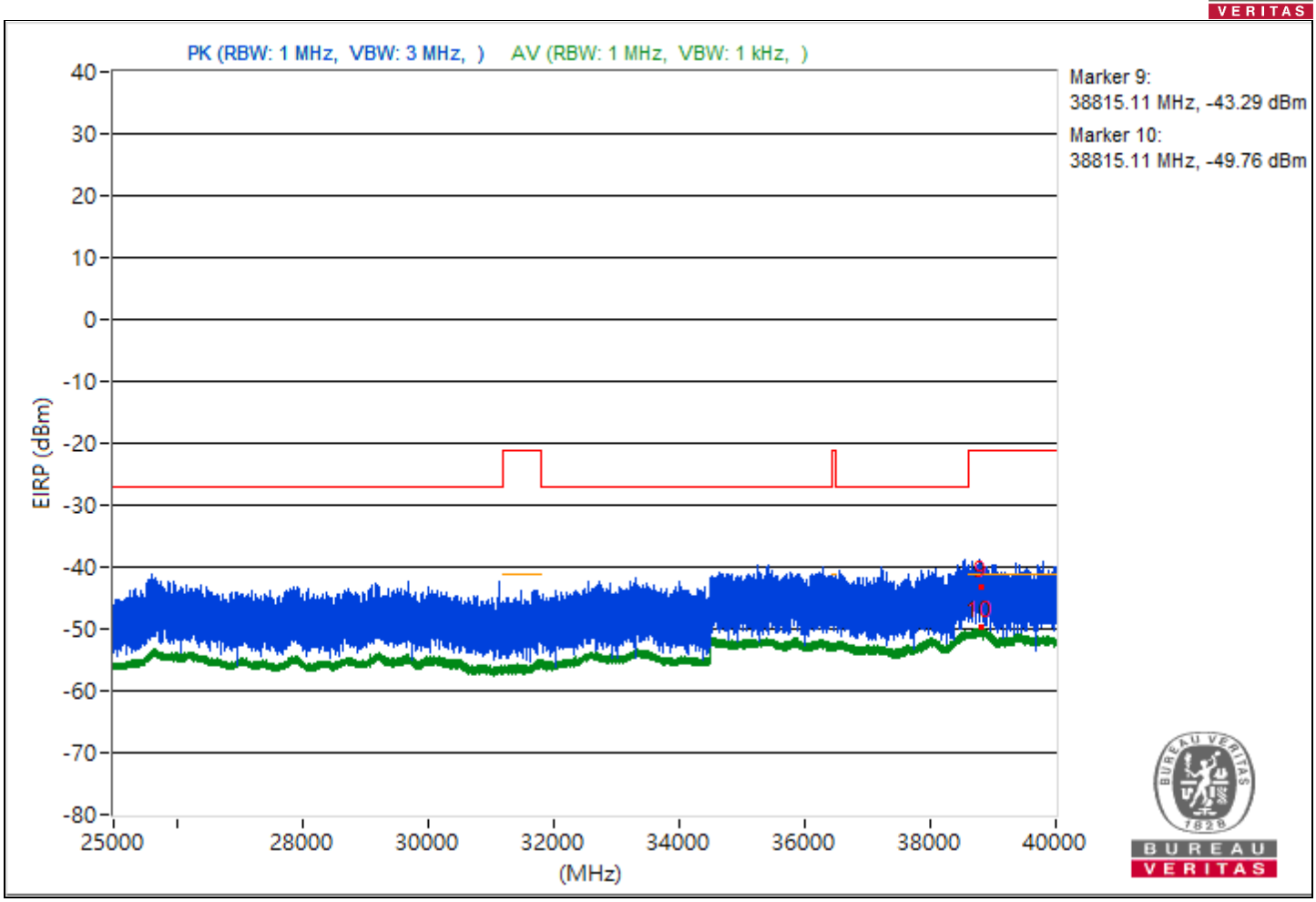
PK (RBW: 1 MHz, VBW: 3 MHz,)
AV (RBW: 1 MHz, VBW: 1 kHz,)
Marker 9:
38815.11 MHz, -43.29 dBm
Marker 10:
38815.11 MHz, -49.76 dBm
EIRP (dBm)
40
30
20
10
0
-10
-20
-30
-40
-50
-60
-70
-80
25000
28000
30000
32000
34000
36000
38000
40000
(MHz)
10

RF Mode	802.11be (EHT20) 106-tone RU	Channel	CH 36：5180 MHz
Frequency Range	1 GHz ~ 40 GHz	Environmental Conditions	19°C, 62% RH
Tested By	Henry Hsu		

Conducted Unwanted Emissions							
No.	Frequency (MHz)	Emission Level (dBuV/m)	Limit (dBuV/m)	Margin (dB)	Raw Value Chain 0 (dBm)	Correction Factor (dB)	EIRP Level (dBm)
1	5098.81	51.96 PK	74	-22.04	-51.67	8.37	-43.3
2	5098.81	45.22 AV	54	-8.78	-58.41	8.37	-50.04
3	8288	48.29 PK	74	-25.71	-55.34	8.37	-46.97
4	8288	43.07 AV	54	-10.93	-60.56	8.37	-52.19
5	18985	46.57 PK	74	-27.43	-57.06	8.37	-48.69
6	18985	38.57 AV	54	-15.43	-65.06	8.37	-56.69
7	23766.6	47.08 PK	74	-26.92	-56.55	8.37	-48.18
8	23766.6	40.91 AV	54	-13.09	-62.72	8.37	-54.35
9	38806.67	51.34 PK	74	-22.66	-52.29	8.37	-43.92
10	38806.67	45.53 AV	54	-8.47	-58.1	8.37	-49.73

Note: Margin value = Emission Level - Limit value

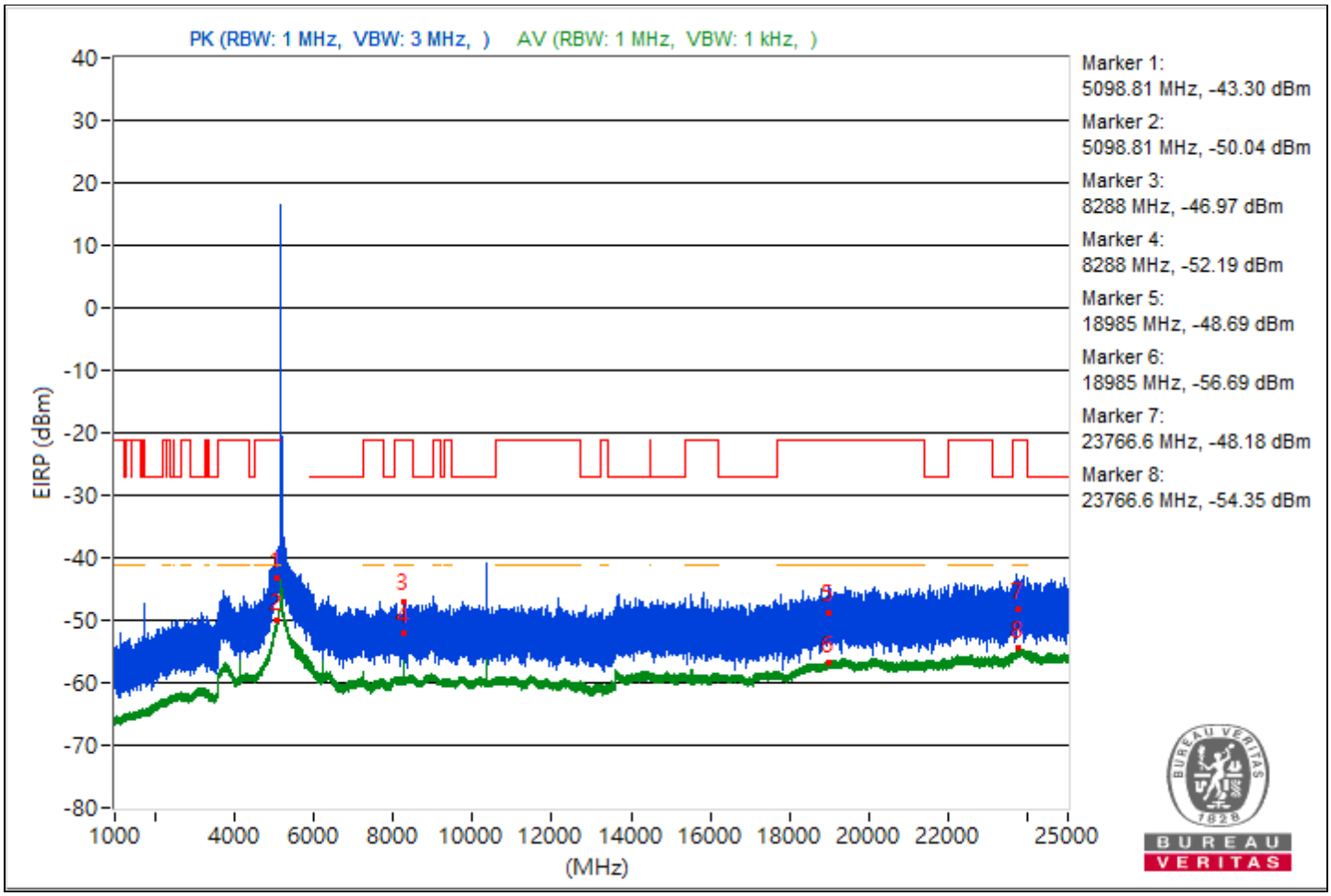

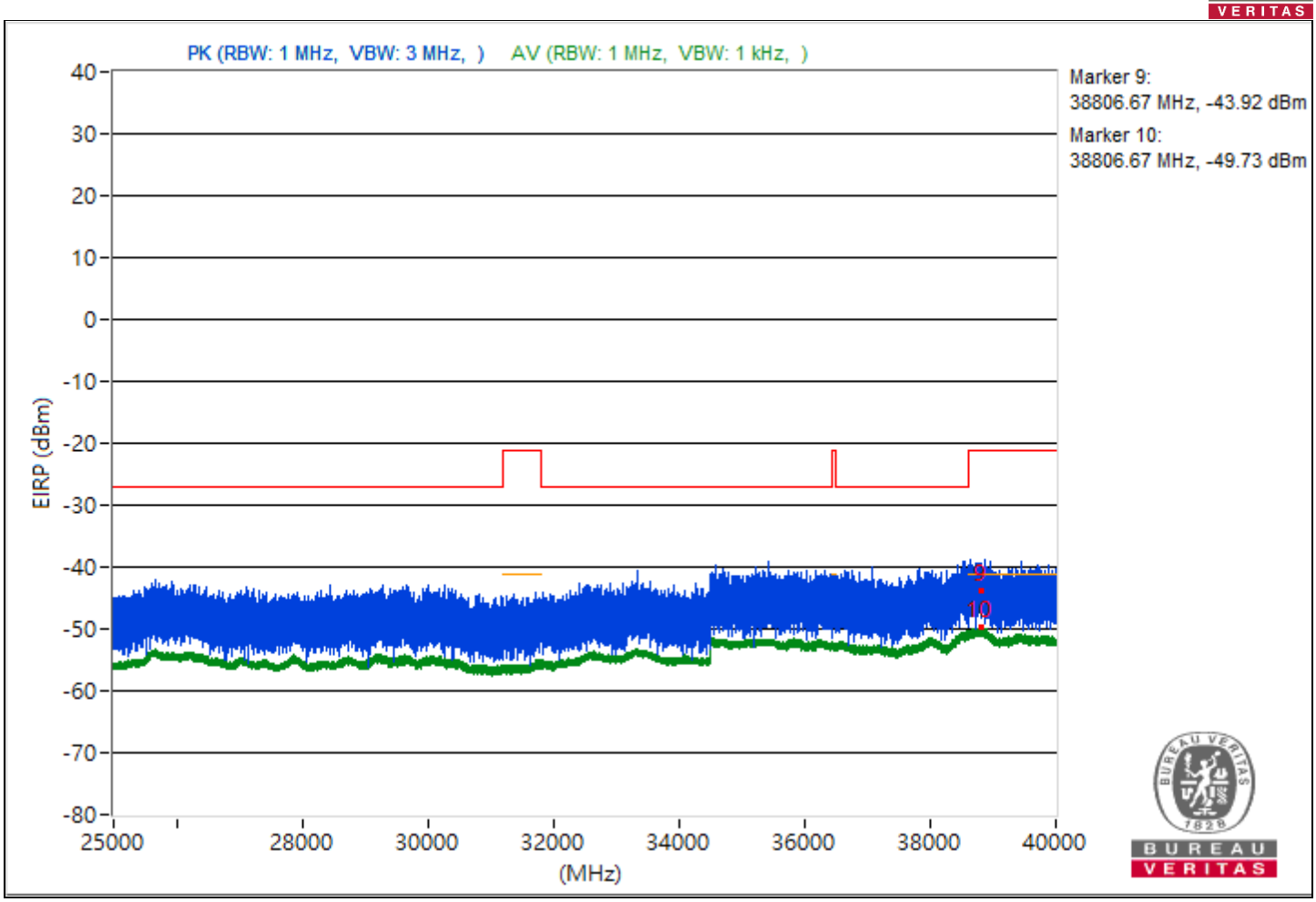
PK (RBW: 1 MHz, VBW: 3 MHz,)
AV (RBW: 1 MHz, VBW: 1 kHz,)
Marker 9:
38806.67 MHz, -43.92 dBm
Marker 10:
38806.67 MHz, -49.73 dBm
EIRP (dBm)
40
30
20
10
0
-10
-20
-30
-40
-50
-60
-70
-80
25000
28000
30000
32000
34000
36000
38000
40000
(MHz)
9
10

RF Mode	802.11be (EHT20) 106-tone RU	Channel	CH 64：5320 MHz
Frequency Range	1 GHz ~ 40 GHz	Environmental Conditions	19°C, 62% RH
Tested By	Henry Hsu		

Conducted Unwanted Emissions							
No.	Frequency (MHz)	Emission Level (dBuV/m)	Limit (dBuV/m)	Margin (dB)	Raw Value Chain 0 (dBm)	Correction Factor (dB)	EIRP Level (dBm)
1	5099.59	47.87 PK	74	-26.13	-55.76	8.37	-47.39
2	5099.59	42.84 AV	54	-11.16	-60.79	8.37	-52.42
3	10628.71	48.22 PK	74	-25.78	-55.41	8.37	-47.04
4	10628.71	38.58 AV	54	-15.42	-65.05	8.37	-56.68
5	18928.6	46.87 PK	74	-27.13	-56.76	8.37	-48.39
6	18928.6	38.74 AV	54	-15.26	-64.89	8.37	-56.52
7	23812.7	46.02 PK	74	-27.98	-57.61	8.37	-49.24
8	23812.7	40.73 AV	54	-13.27	-62.9	8.37	-54.53
9	38782.84	48.51 PK	74	-25.49	-55.12	8.37	-46.75
10	38782.84	45.56 AV	54	-8.44	-58.07	8.37	-49.7

Note: Margin value = Emission Level - Limit value

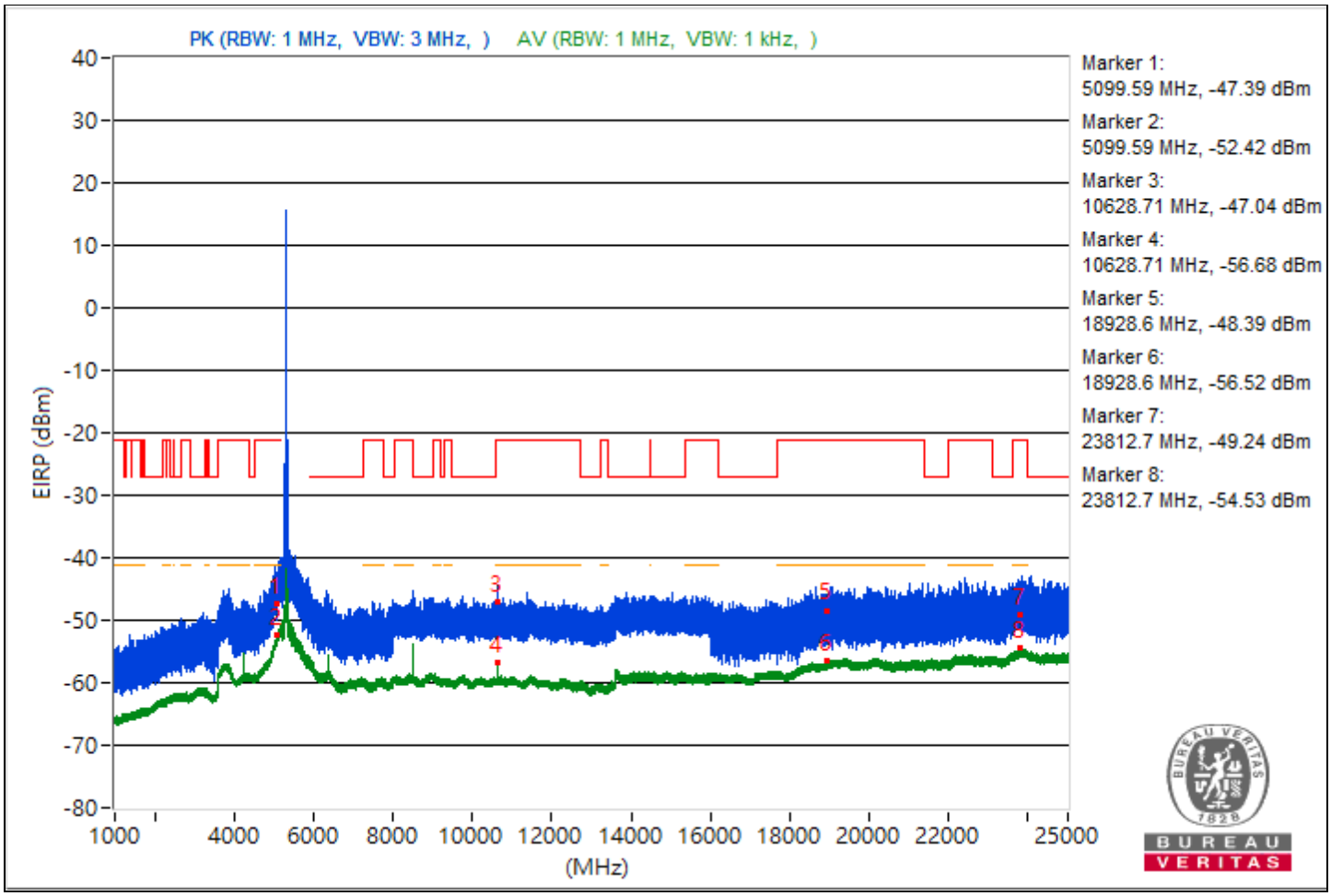

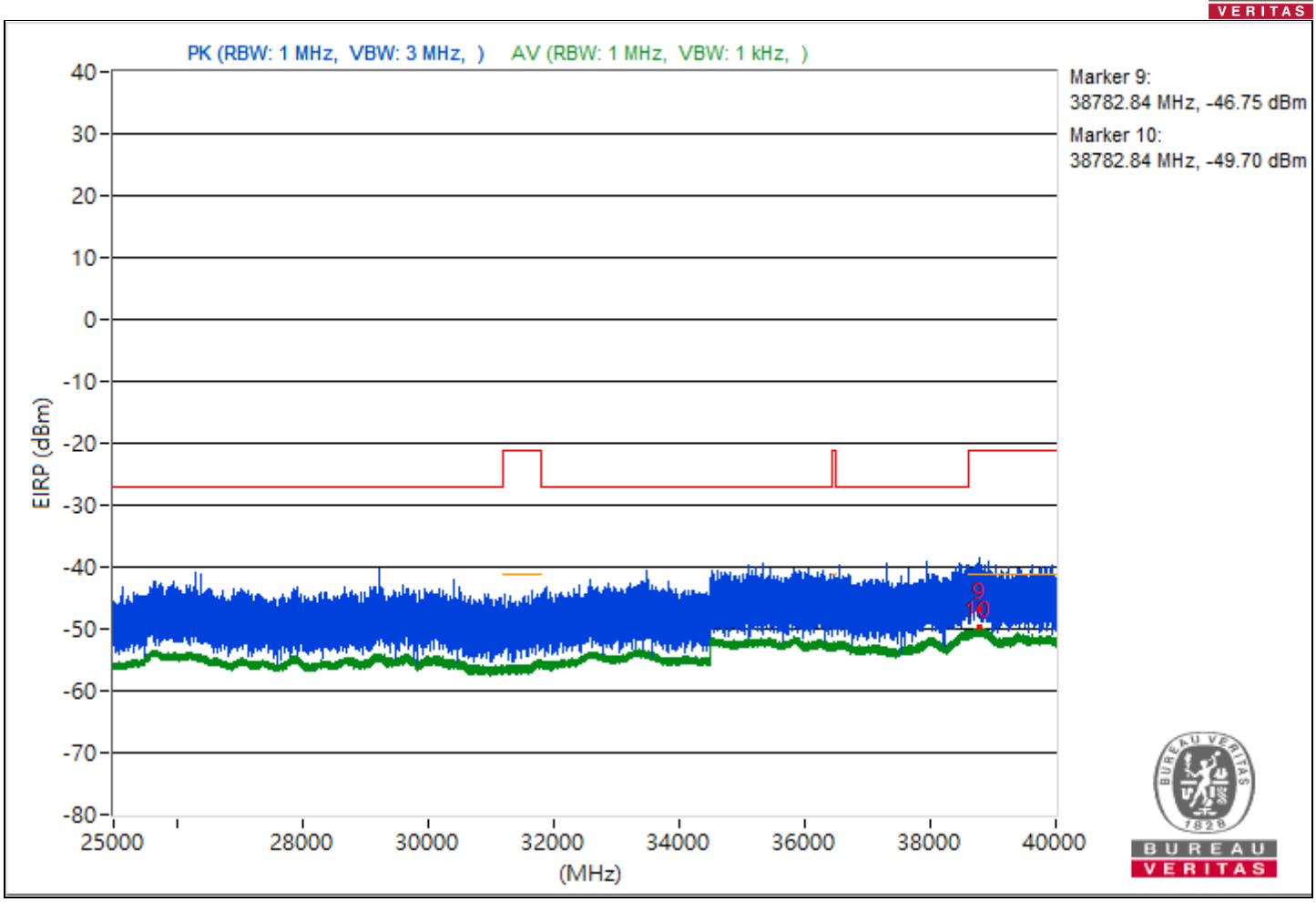
PK (RBW: 1 MHz, VBW: 3 MHz,)
AV (RBW: 1 MHz, VBW: 1 kHz,)
Marker 9:
38782.84 MHz, -46.75 dBm
Marker 10:
38782.84 MHz, -49.70 dBm
EIRP (dBm)
40
30
20
10
0
-10
-20
-30
-40
-50
-60
-70
-80
25000
28000
30000
32000
34000
36000
38000
40000
(MHz)
9
10

RF Mode	802.11be (EHT20) 106-tone RU	Channel	CH 100：5500 MHz
Frequency Range	1 GHz ~ 40 GHz	Environmental Conditions	19°C, 62% RH
Tested By	Henry Hsu		

Conducted Unwanted Emissions							
No.	Frequency (MHz)	Emission Level (dBuV/m)	Limit (dBuV/m)	Margin (dB)	Raw Value Chain 0 (dBm)	Correction Factor (dB)	EIRP Level (dBm)
1	4399.98	46.65 PK	74	-27.35	-56.98	8.37	-48.61
2	4399.98	41.31 AV	54	-12.69	-62.32	8.37	-53.95
3	9020.18	44.26 PK	74	-29.74	-59.37	8.37	-51
4	9020.18	36.52 AV	54	-17.48	-67.11	8.37	-58.74
5	18970.6	46.42 PK	74	-27.58	-57.21	8.37	-48.84
6	18970.6	38.58 AV	54	-15.42	-65.05	8.37	-56.68
7	23799.1	47.81 PK	74	-26.19	-55.82	8.37	-47.45
8	23799.1	40.68 AV	54	-13.32	-62.95	8.37	-54.58
9	38798.13	49.54 PK	74	-24.46	-54.09	8.37	-45.72
10	38798.13	45.39 AV	54	-8.61	-58.24	8.37	-49.87

Note: Margin value = Emission Level - Limit value

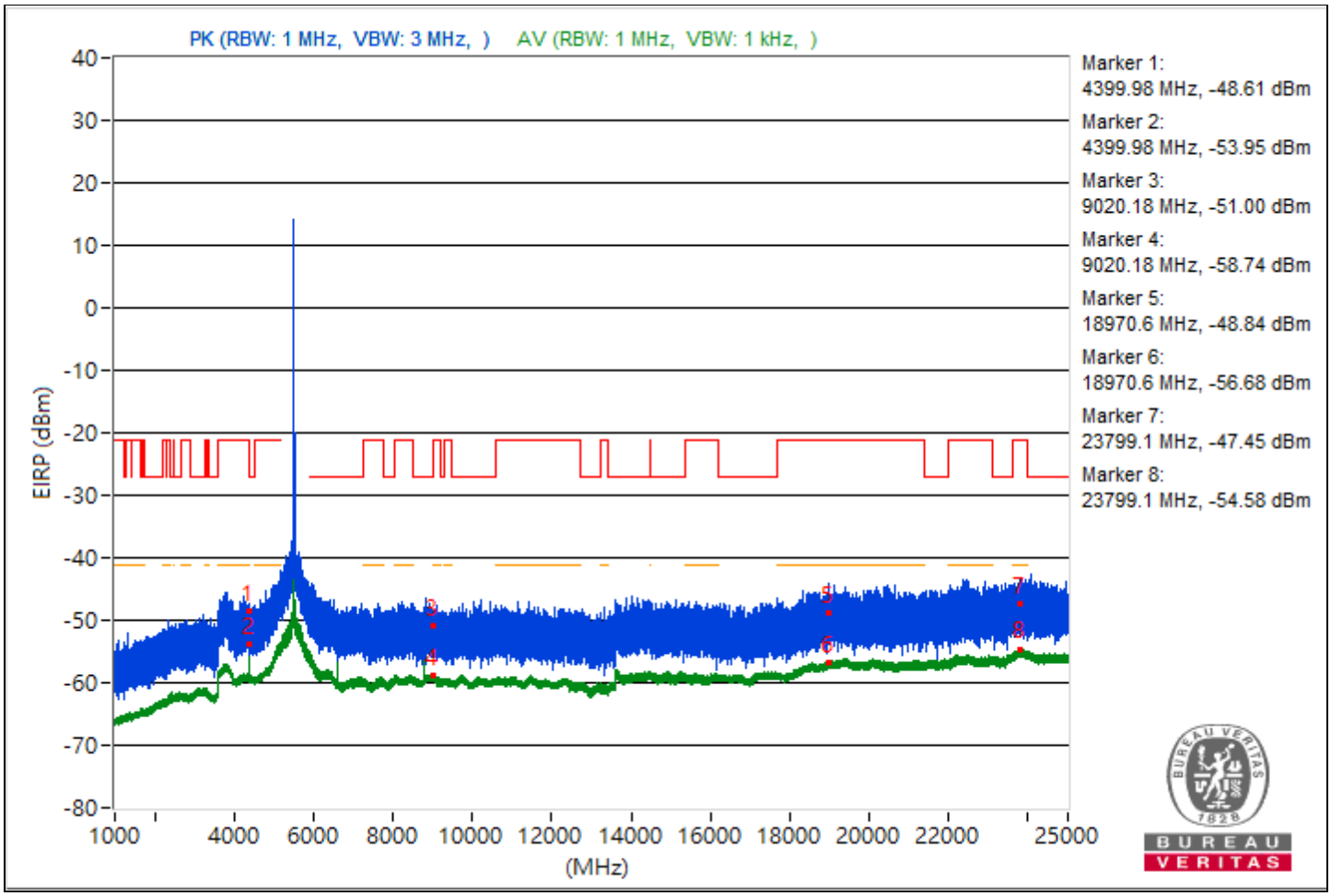

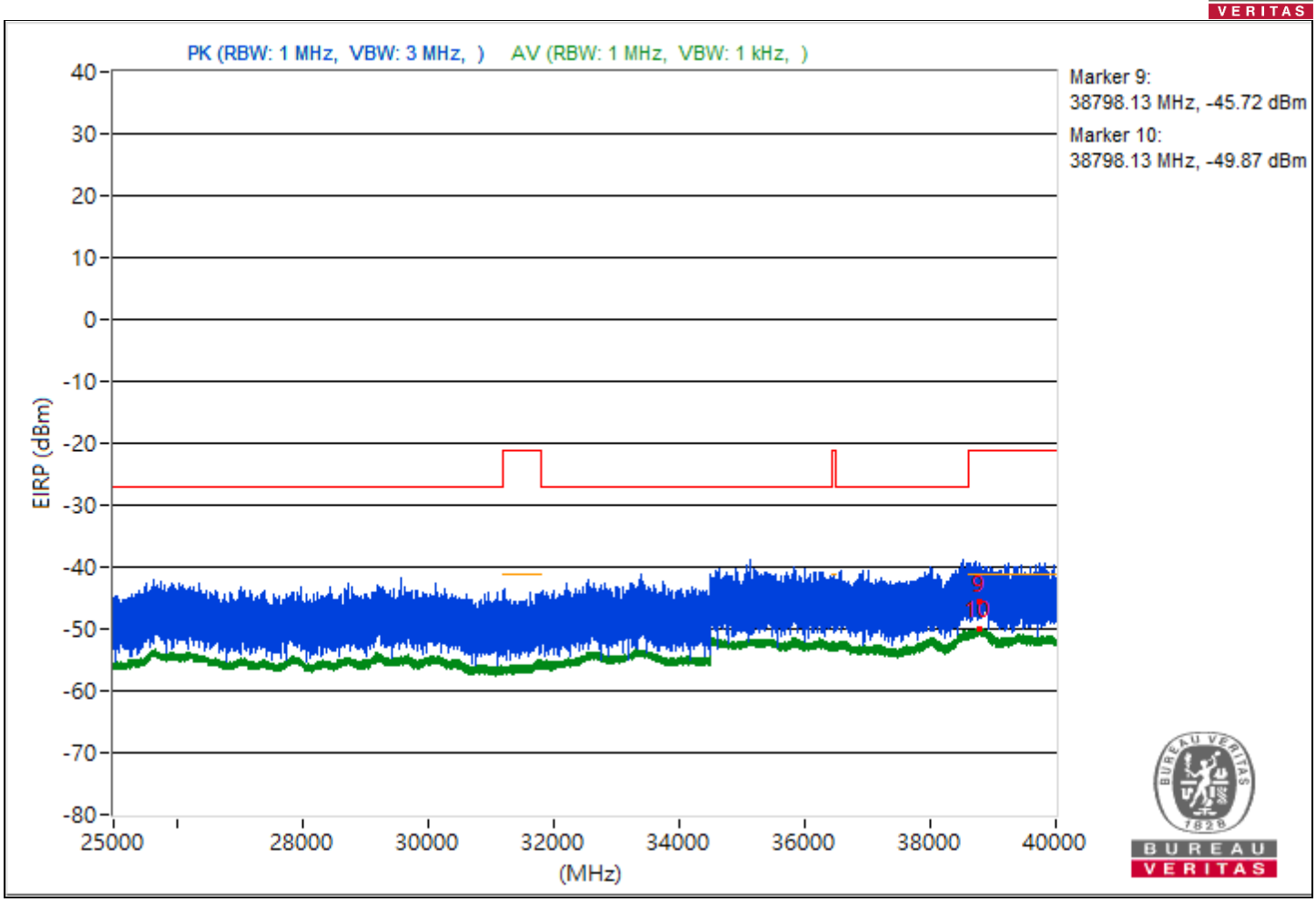
PK (RBW: 1 MHz, VBW: 3 MHz,)
AV (RBW: 1 MHz, VBW: 1 kHz,)
Marker 9:
38798.13 MHz, -45.72 dBm
Marker 10:
38798.13 MHz, -49.87 dBm
EIRP (dBm)
40
30
20
10
0
-10
-20
-30
-40
-50
-60
-70
-80
25000
28000
30000
32000
34000
36000
38000
40000
(MHz)
9
10

RF Mode	802.11be (EHT20) 106-tone RU	Channel	CH 140：5700 MHz
Frequency Range	1 GHz ~ 40 GHz	Environmental Conditions	19°C, 62% RH
Tested By	Henry Hsu		

Conducted Unwanted Emissions							
No.	Frequency (MHz)	Emission Level (dBuV/m)	Limit (dBuV/m)	Margin (dB)	Raw Value Chain 0 (dBm)	Correction Factor (dB)	EIRP Level (dBm)
1	4559.97	48.53 PK	74	-25.47	-55.1	8.37	-46.73
2	4559.97	43.8 AV	54	-10.2	-59.83	8.37	-51.46
3	9119.91	43.5 PK	74	-30.5	-60.13	8.37	-51.76
4	9119.91	37.27 AV	54	-16.73	-66.36	8.37	-57.99
5	18990	45.66 PK	74	-28.34	-57.97	8.37	-49.6
6	18990	38.89 AV	54	-15.11	-64.74	8.37	-56.37
7	23828.2	45.45 PK	74	-28.55	-58.18	8.37	-49.81
8	23828.2	40.72 AV	54	-13.28	-62.91	8.37	-54.54
9	38783.82	51.94 PK	74	-22.06	-51.69	8.37	-43.32
10	38783.82	45.49 AV	54	-8.51	-58.14	8.37	-49.77

Note: Margin value = Emission Level - Limit value

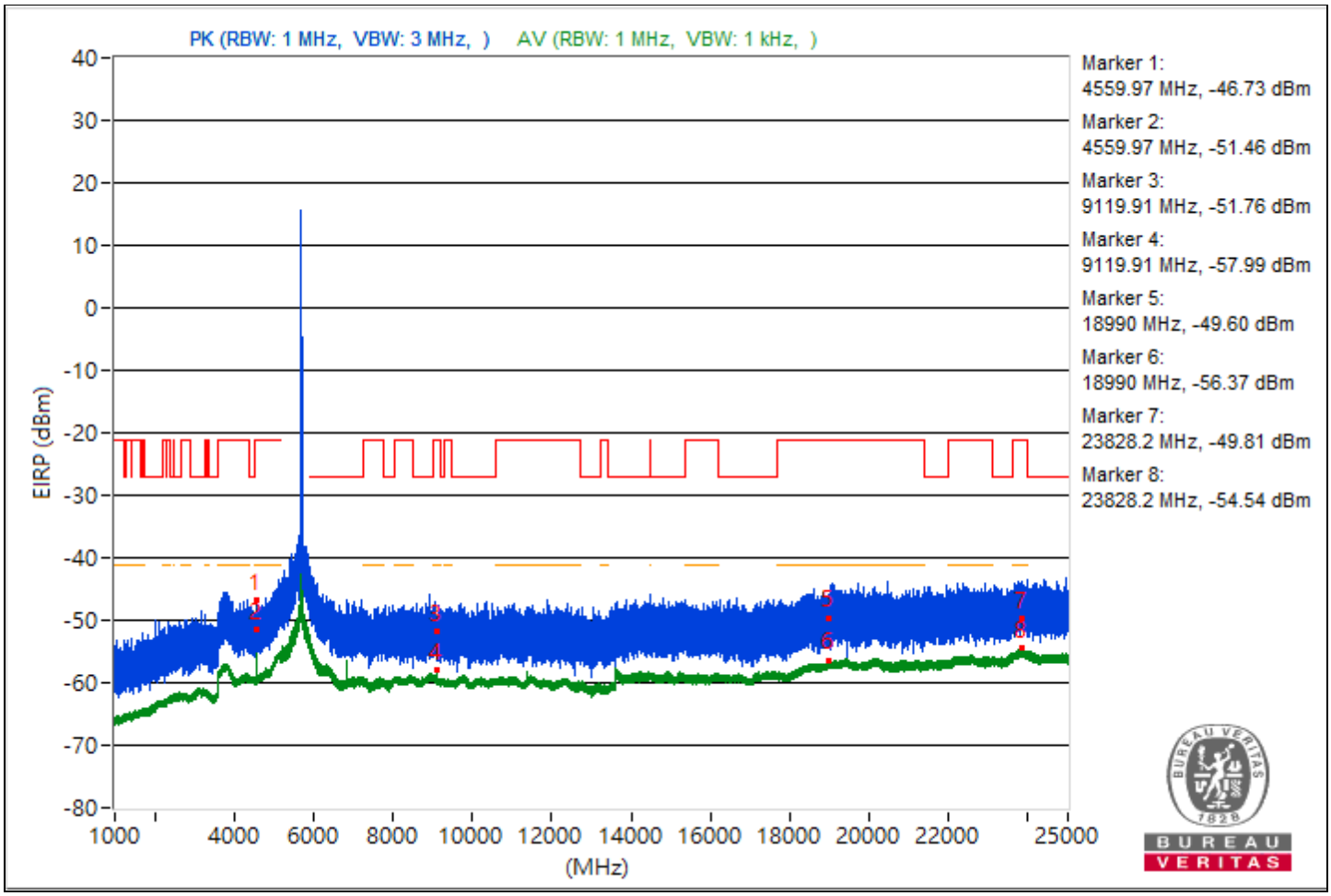

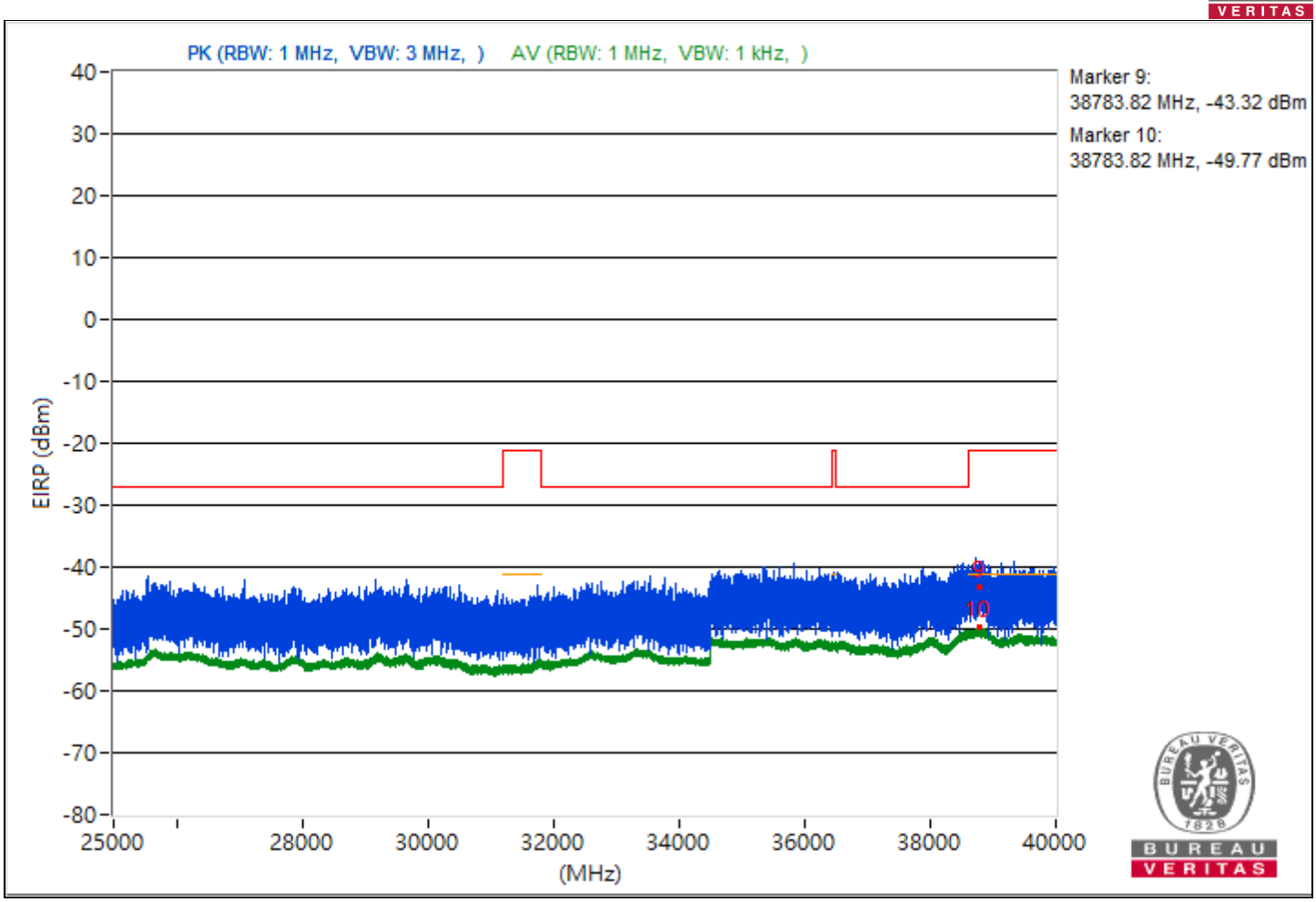
PK (RBW: 1 MHz, VBW: 3 MHz,)
AV (RBW: 1 MHz, VBW: 1 kHz,)
Marker 9:
38783.82 MHz, -43.32 dBm
Marker 10:
38783.82 MHz, -49.77 dBm
EIRP (dBm)
40
30
20
10
0
-10
-20
-30
-40
-50
-60
-70
-80
25000
28000
30000
32000
34000
36000
38000
40000
(MHz)
9
10

RF Mode	802.11be (EHT20) 106-tone RU	Channel	CH 144：5720 MHz
Frequency Range	1 GHz ~ 40 GHz	Environmental Conditions	19°C, 62% RH
Tested By	Henry Hsu		

Conducted Unwanted Emissions							
No.	Frequency (MHz)	Emission Level (dBuV/m)	Limit (dBuV/m)	Margin (dB)	Raw Value Chain 0 (dBm)	Correction Factor (dB)	EIRP Level (dBm)
1	4576.07	48.28 PK	74	-25.72	-55.35	8.37	-46.98
2	4576.07	43.74 AV	54	-10.26	-59.89	8.37	-51.52
3	11428.53	44.42 PK	74	-29.58	-59.21	8.37	-50.84
4	11428.53	37.39 AV	54	-16.61	-66.24	8.37	-57.87
5	18982.5	44.34 PK	74	-29.66	-59.29	8.37	-50.92
6	18982.5	38.8 AV	54	-15.2	-64.83	8.37	-56.46
7	23832.3	47.35 PK	74	-26.65	-56.28	8.37	-47.91
8	23832.3	40.84 AV	54	-13.16	-62.79	8.37	-54.42
9	38840	52.14 PK	74	-21.86	-51.49	8.37	-43.12
10	38840	45.43 AV	54	-8.57	-58.2	8.37	-49.83

Note: Margin value = Emission Level - Limit value

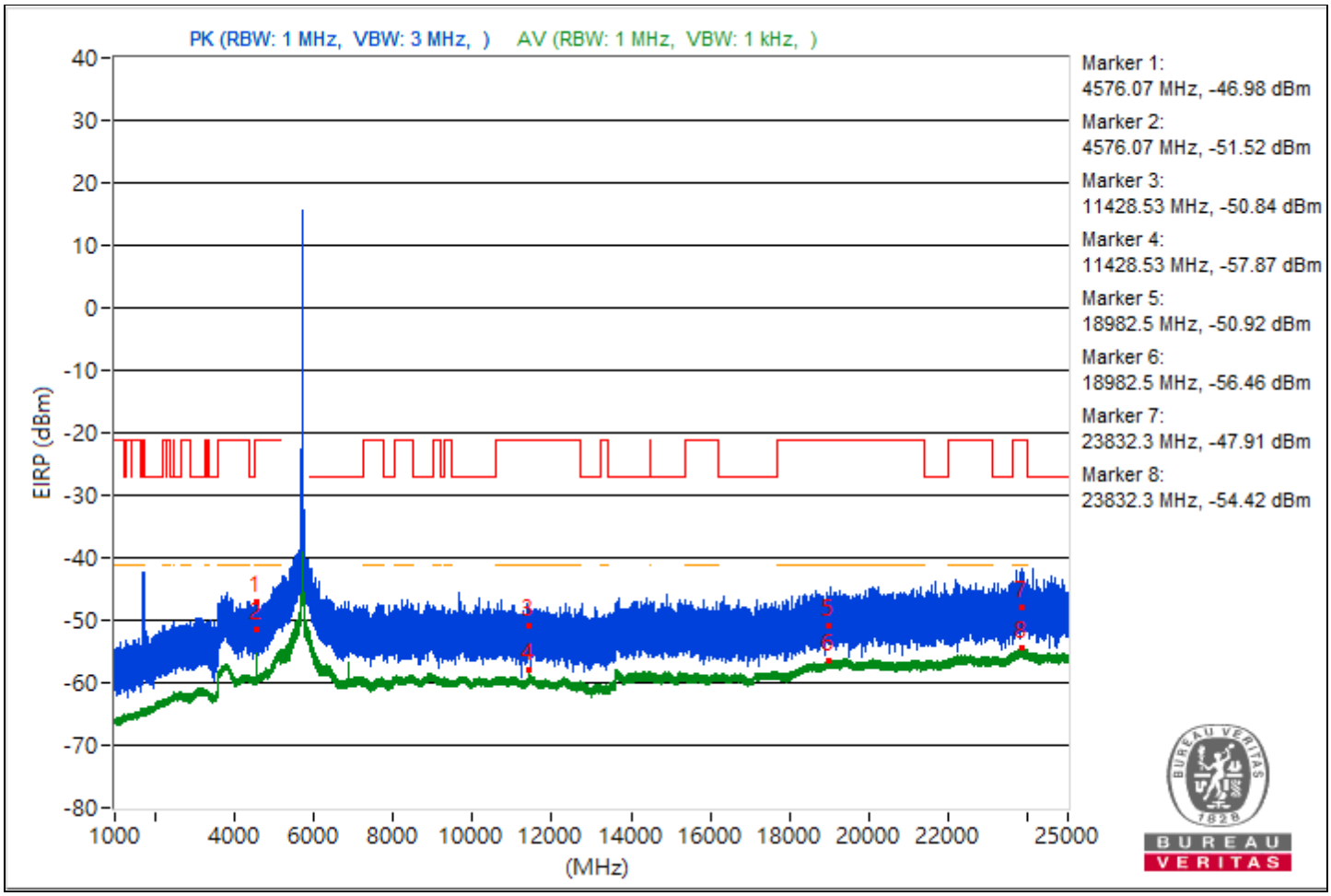

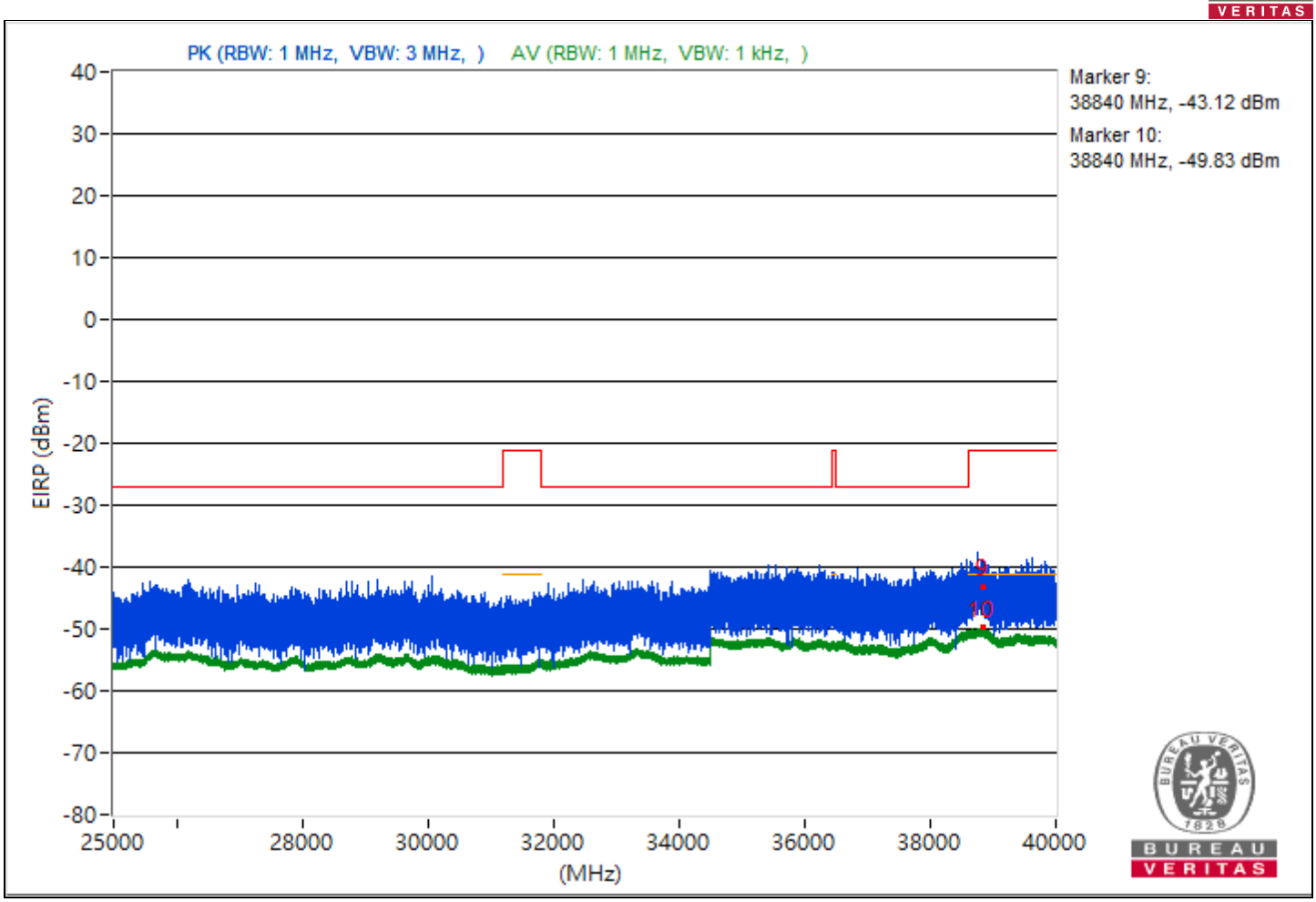
PK (RBW: 1 MHz, VBW: 3 MHz,)
AV (RBW: 1 MHz, VBW: 1 kHz,)
Marker 9:
38840 MHz, -43.12 dBm
Marker 10:
38840 MHz, -49.83 dBm
EIRP (dBm)
40
30
20
10
0
-10
-20
-30
-40
-50
-60
-70
-80
25000
28000
30000
32000
34000
36000
38000
40000
(MHz)
10

RF Mode	802.11be (EHT20) 106-tone RU	Channel	CH 149：5745 MHz
Frequency Range	1 GHz ~ 40 GHz	Environmental Conditions	19°C, 62% RH
Tested By	Henry Hsu		

Conducted Unwanted Emissions							
No.	Frequency (MHz)	Emission Level (dBuV/m)	Limit (dBuV/m)	Margin (dB)	Raw Value Chain 0 (dBm)	Correction Factor (dB)	EIRP Level (dBm)
1	4596.13	48.73 PK	74	-25.27	-54.9	8.37	-46.53
2	4596.13	43.16 AV	54	-10.84	-60.47	8.37	-52.1
3	11478.4	55.22 PK	74	-18.78	-48.41	8.37	-40.04
4	11478.4	46.67 AV	54	-7.33	-56.96	8.37	-48.59
5	18994.5	45.47 PK	74	-28.53	-58.16	8.37	-49.79
6	18994.5	38.59 AV	54	-15.41	-65.04	8.37	-56.67
7	23842.1	47.32 PK	74	-26.68	-56.31	8.37	-47.94
8	23842.1	40.82 AV	54	-13.18	-62.81	8.37	-54.44
9	38795.82	50.91 PK	74	-23.09	-52.72	8.37	-44.35
10	38795.82	45.45 AV	54	-8.55	-58.18	8.37	-49.81

Note: Margin value = Emission Level - Limit value

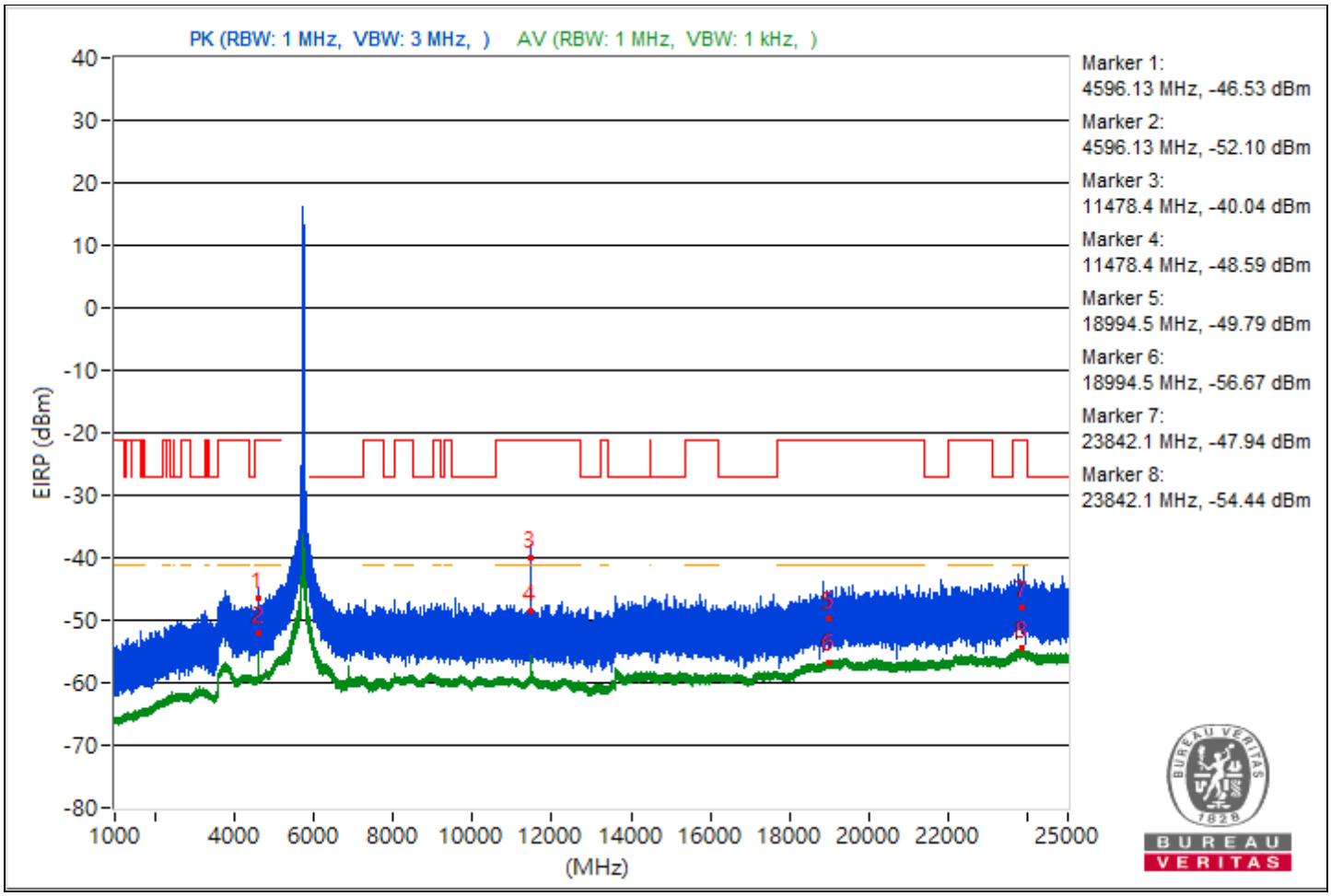

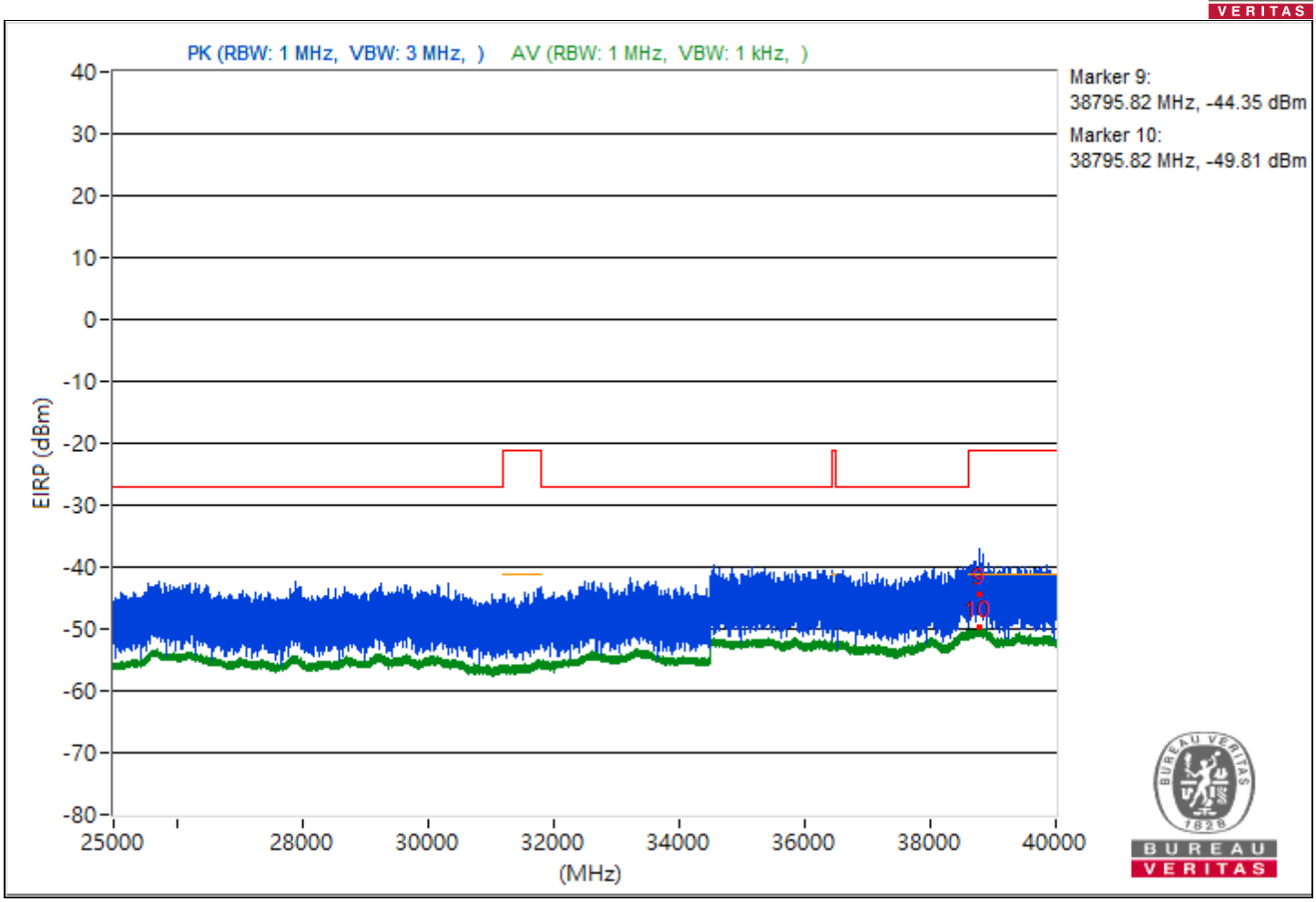
PK (RBW: 1 MHz, VBW: 3 MHz,)
AV (RBW: 1 MHz, VBW: 1 kHz,)
Marker 9:
38795.82 MHz, -44.35 dBm
Marker 10:
38795.82 MHz, -49.81 dBm
EIRP (dBm)
40
30
20
10
0
-10
-20
-30
-40
-50
-60
-70
-80
25000
28000
30000
32000
34000
36000
38000
40000
(MHz)
9
10

RF Mode	802.11be (EHT20) 106-tone RU	Channel	CH 165：5825 MHz
Frequency Range	1 GHz ~ 40 GHz	Environmental Conditions	19°C, 62% RH
Tested By	Henry Hsu		

Conducted Unwanted Emissions							
No.	Frequency (MHz)	Emission Level (dBuV/m)	Limit (dBuV/m)	Margin (dB)	Raw Value Chain 0 (dBm)	Correction Factor (dB)	EIRP Level (dBm)
1	4659.91	48.81 PK	74	-25.19	-54.82	8.37	-46.45
2	4659.91	44.36 AV	54	-9.64	-59.27	8.37	-50.9
3	11638.84	58.6 PK	74	-15.4	-45.03	8.37	-36.66
4	11638.84	48.87 AV	54	-5.13	-54.76	8.37	-46.39
5	18996.4	46.03 PK	74	-27.97	-57.6	8.37	-49.23
6	18996.4	38.8 AV	54	-15.2	-64.83	8.37	-56.46
7	23822.2	46.37 PK	74	-27.63	-57.26	8.37	-48.89
8	23822.2	40.88 AV	54	-13.12	-62.75	8.37	-54.38
9	38824.89	52.02 PK	74	-21.98	-51.61	8.37	-43.24
10	38824.89	45.45 AV	54	-8.55	-58.18	8.37	-49.81

Note: Margin value = Emission Level - Limit value

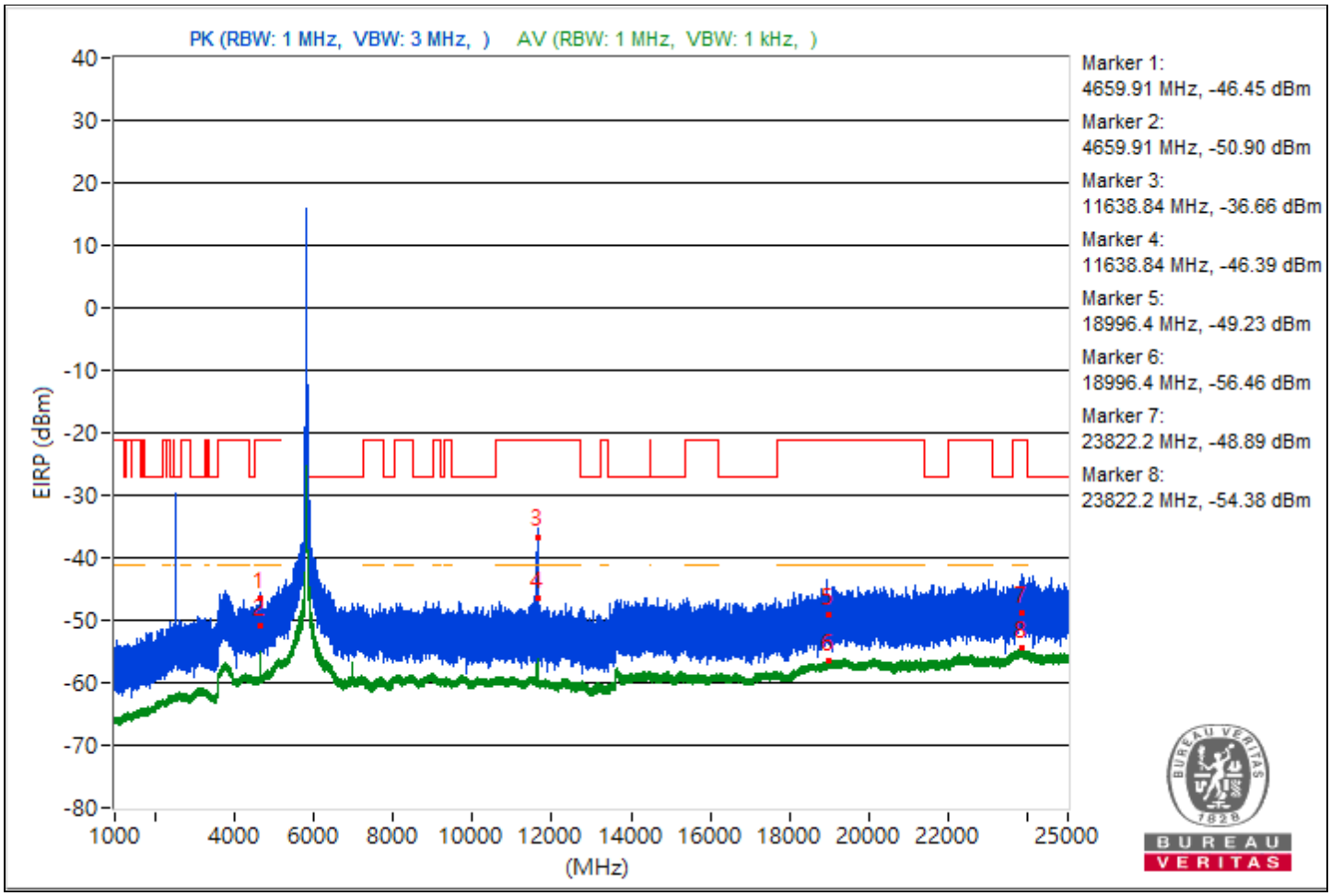

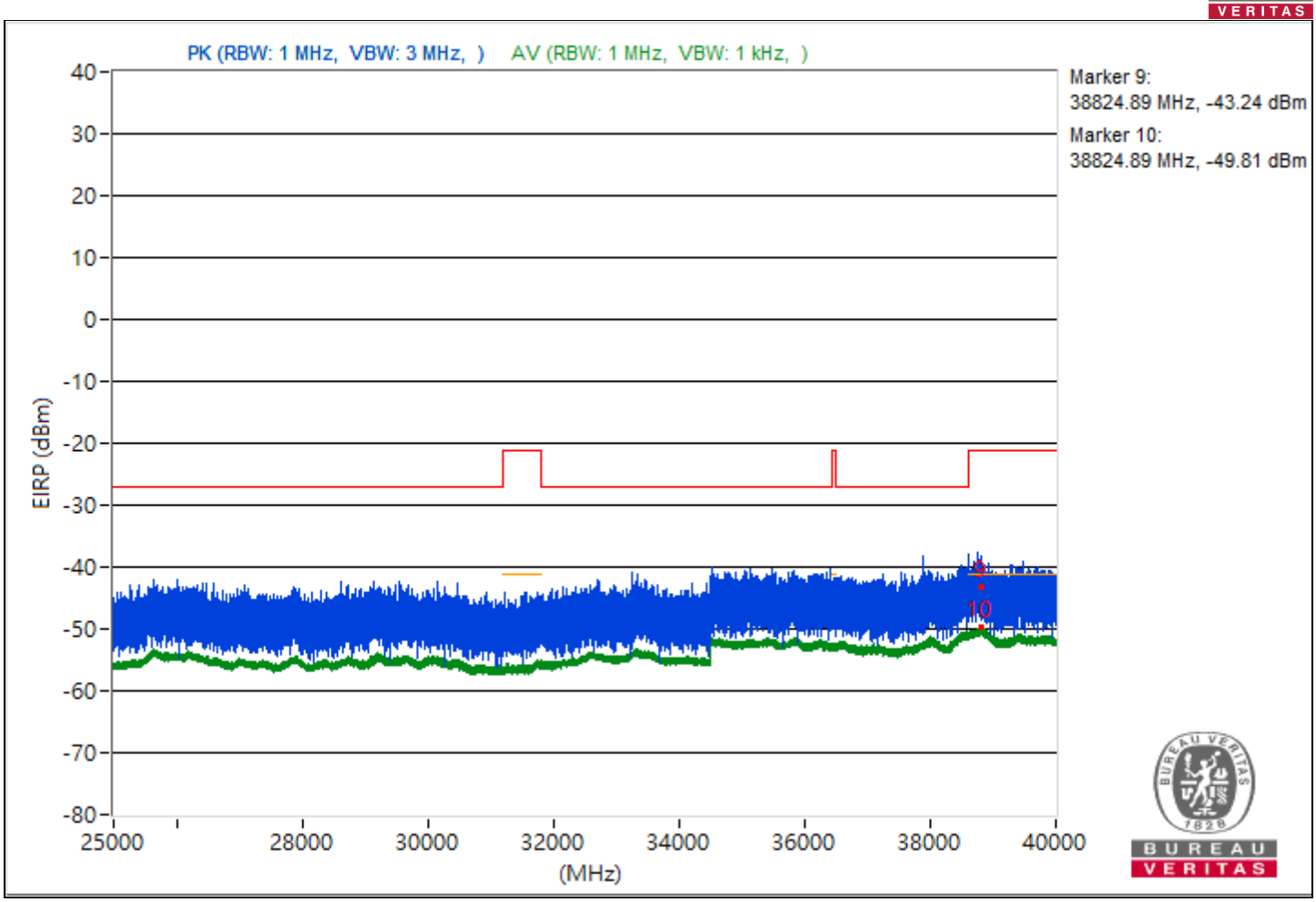
PK (RBW: 1 MHz, VBW: 3 MHz,)
AV (RBW: 1 MHz, VBW: 1 kHz,)
Marker 9:
38824.89 MHz, -43.24 dBm
Marker 10:
38824.89 MHz, -49.81 dBm
EIRP (dBm)
40
30
20
10
0
-10
-20
-30
-40
-50
-60
-70
-80
25000
28000
30000
32000
34000
36000
38000
40000
(MHz)
10

RF Mode	802.11be (EHT20) 52+26-tone MRU	Channel	CH 36：5180 MHz
Frequency Range	1 GHz ~ 40 GHz	Environmental Conditions	19°C, 62% RH
Tested By	Henry Hsu		

Conducted Unwanted Emissions							
No.	Frequency (MHz)	Emission Level (dBuV/m)	Limit (dBuV/m)	Margin (dB)	Raw Value Chain 0 (dBm)	Correction Factor (dB)	EIRP Level (dBm)
1	5094.53	51.8 PK	74	-22.2	-51.83	8.37	-43.46
2	5094.53	44.54 AV	54	-9.46	-59.09	8.37	-50.72
3	8288	46.98 PK	74	-27.02	-56.65	8.37	-48.28
4	8288	43.03 AV	54	-10.97	-60.6	8.37	-52.23
5	18934.4	45.36 PK	74	-28.64	-58.27	8.37	-49.9
6	18934.4	38.76 AV	54	-15.24	-64.87	8.37	-56.5
7	23773.6	45.85 PK	74	-28.15	-57.78	8.37	-49.41
8	23773.6	40.7 AV	54	-13.3	-62.93	8.37	-54.56
9	38790.84	52.46 PK	74	-21.54	-51.17	8.37	-42.8
10	38790.84	45.65 AV	54	-8.35	-57.98	8.37	-49.61

Note: Margin value = Emission Level - Limit value

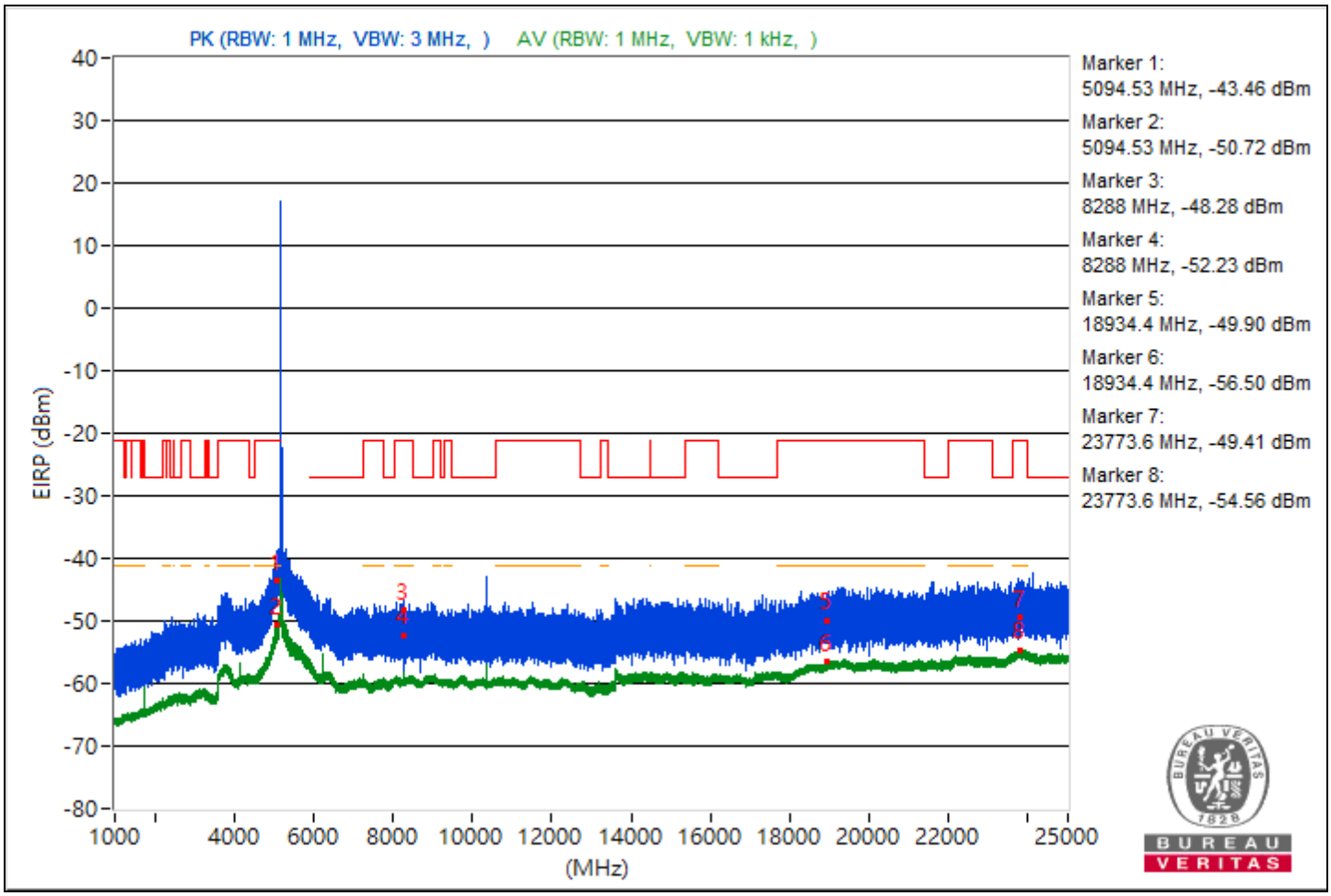

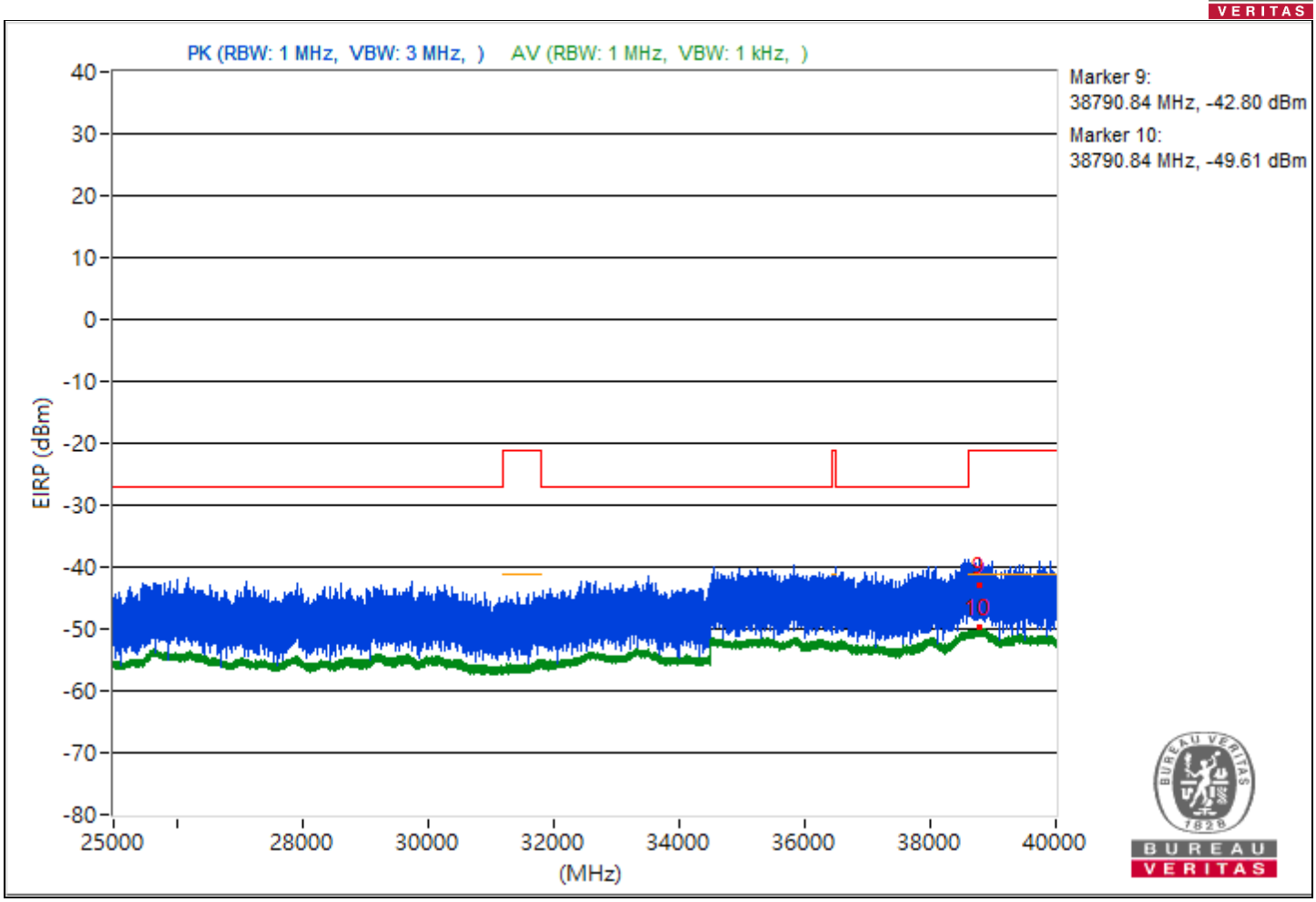
PK (RBW: 1 MHz, VBW: 3 MHz,)
AV (RBW: 1 MHz, VBW: 1 kHz,)
Marker 9:
38790.84 MHz, -42.80 dBm
Marker 10:
38790.84 MHz, -49.61 dBm
EIRP (dBm)
40
30
20
10
0
-10
-20
-30
-40
-50
-60
-70
-80
25000
28000
30000
32000
34000
36000
38000
40000
(MHz)
9
10

RF Mode	802.11be (EHT20) 52+26-tone MRU	Channel	CH 64：5320 MHz
Frequency Range	1 GHz ~ 40 GHz	Environmental Conditions	19°C, 62% RH
Tested By	Henry Hsu		

Conducted Unwanted Emissions							
No.	Frequency (MHz)	Emission Level (dBuV/m)	Limit (dBuV/m)	Margin (dB)	Raw Value Chain 0 (dBm)	Correction Factor (dB)	EIRP Level (dBm)
1	5091.03	51.11 PK	74	-22.89	-52.52	8.37	-44.15
2	5091.03	42.55 AV	54	-11.45	-61.08	8.37	-52.71
3	10632	45.45 PK	74	-28.55	-58.18	8.37	-49.81
4	10632	37.79 AV	54	-16.21	-65.84	8.37	-57.47
5	18984.3	47.04 PK	74	-26.96	-56.59	8.37	-48.22
6	18984.3	38.65 AV	54	-15.35	-64.98	8.37	-56.61
7	23792.7	49.21 PK	74	-24.79	-54.42	8.37	-46.05
8	23792.7	40.75 AV	54	-13.25	-62.88	8.37	-54.51
9	38779.82	53.61 PK	74	-20.39	-50.02	8.37	-41.65
10	38779.82	45.51 AV	54	-8.49	-58.12	8.37	-49.75

Note: Margin value = Emission Level - Limit value

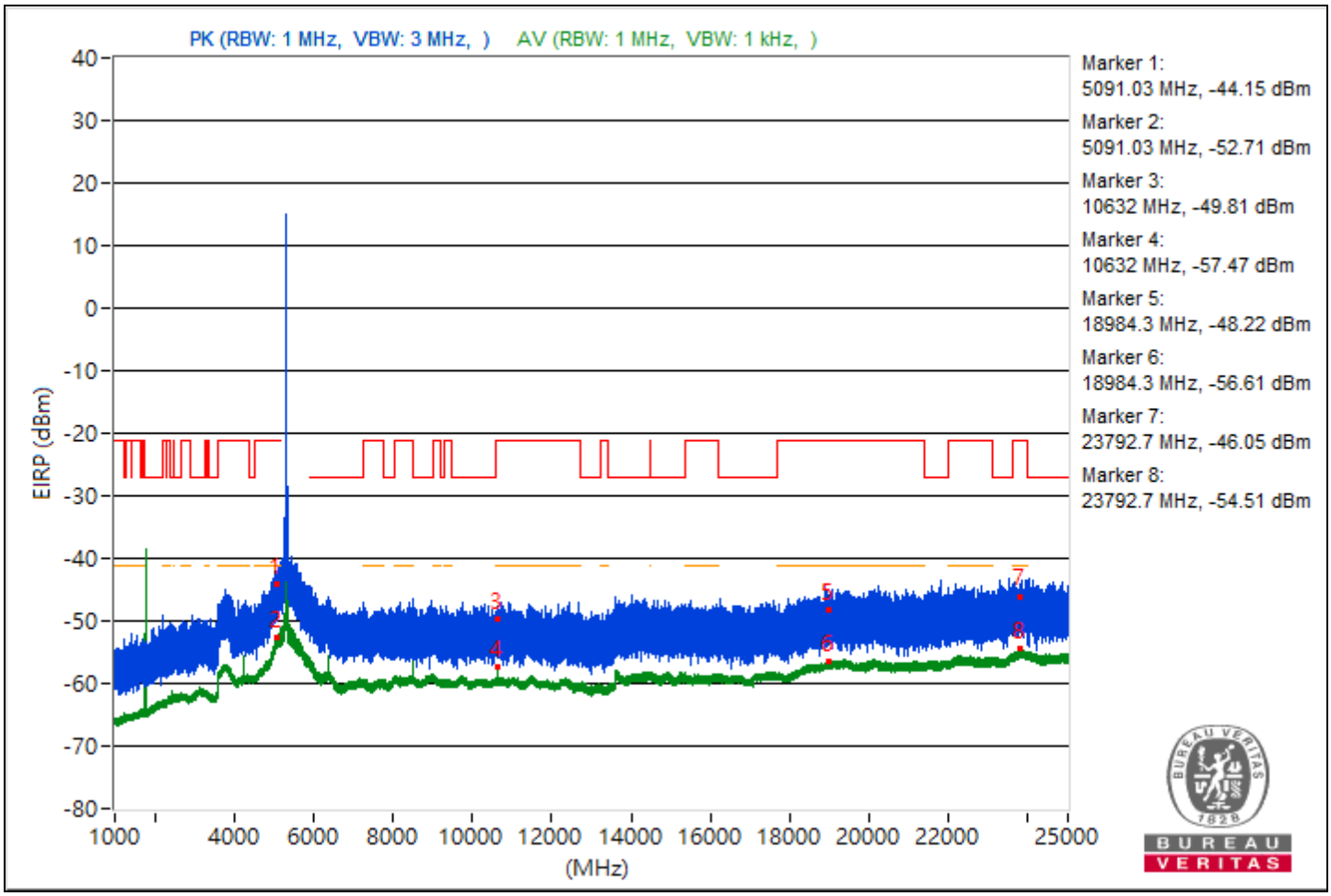

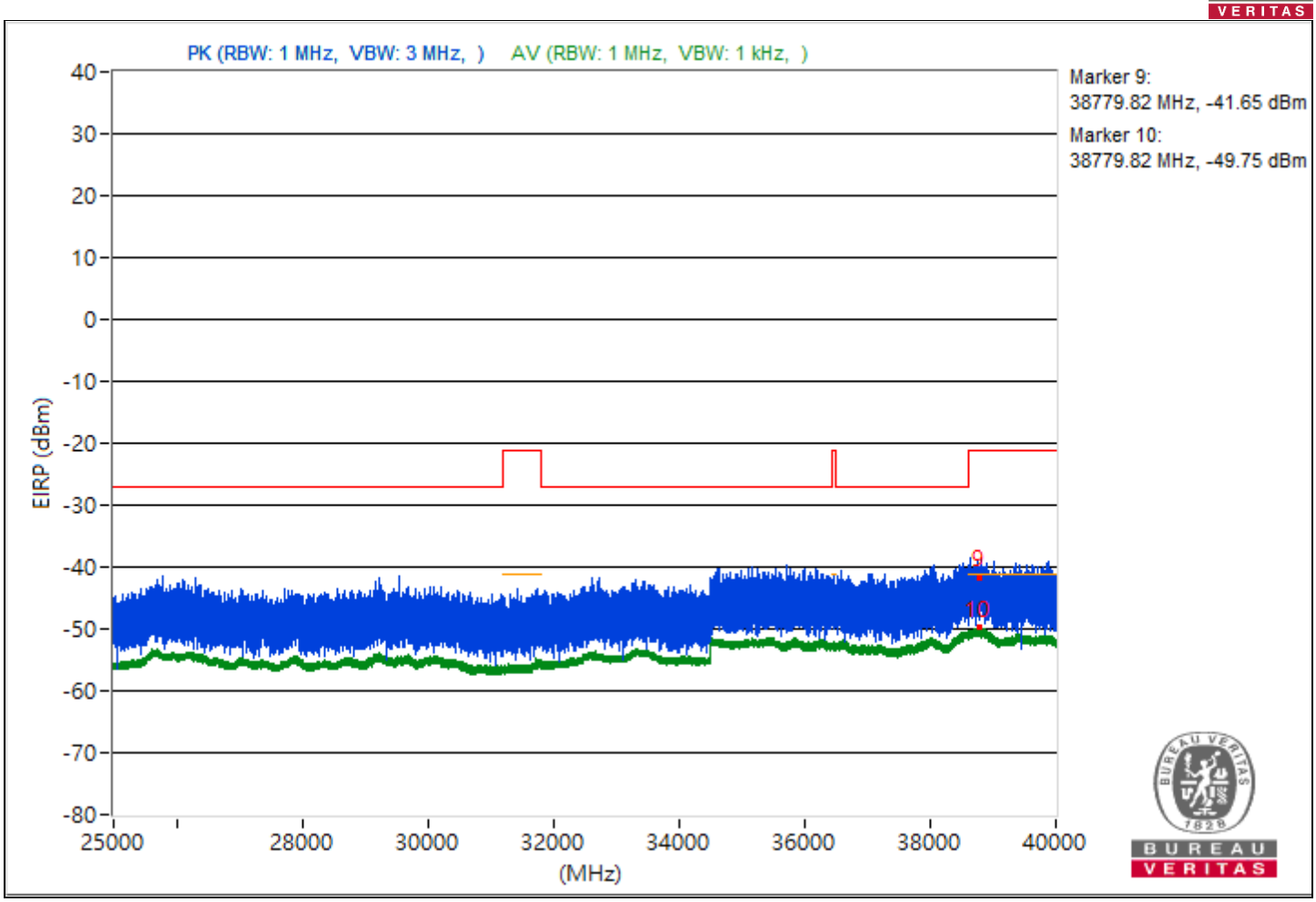
PK (RBW: 1 MHz, VBW: 3 MHz,)
AV (RBW: 1 MHz, VBW: 1 kHz,)
Marker 9:
38779.82 MHz, -41.65 dBm
Marker 10:
38779.82 MHz, -49.75 dBm
EIRP (dBm)
40
30
20
10
0
-10
-20
-30
-40
-50
-60
-70
-80
25000
28000
30000
32000
34000
36000
38000
40000
(MHz)
9
10

RF Mode	802.11be (EHT20) 52+26-tone MRU	Channel	CH 100：5500 MHz
Frequency Range	1 GHz ~ 40 GHz	Environmental Conditions	19°C, 62% RH
Tested By	Henry Hsu		

Conducted Unwanted Emissions							
No.	Frequency (MHz)	Emission Level (dBuV/m)	Limit (dBuV/m)	Margin (dB)	Raw Value Chain 0 (dBm)	Correction Factor (dB)	EIRP Level (dBm)
1	4399.98	48 PK	74	-26	-55.63	8.37	-47.26
2	4399.98	41.11 AV	54	-12.89	-62.52	8.37	-54.15
3	10991.2	43.22 PK	74	-30.78	-60.41	8.37	-52.04
4	10991.2	36.64 AV	54	-17.36	-66.99	8.37	-58.62
5	18995.2	45.42 PK	74	-28.58	-58.21	8.37	-49.84
6	18995.2	38.65 AV	54	-15.35	-64.98	8.37	-56.61
7	23843.7	47.24 PK	74	-26.76	-56.39	8.37	-48.02
8	23843.7	40.89 AV	54	-13.11	-62.74	8.37	-54.37
9	38778.4	52.01 PK	74	-21.99	-51.62	8.37	-43.25
10	38778.4	45.48 AV	54	-8.52	-58.15	8.37	-49.78

Note: Margin value = Emission Level - Limit value

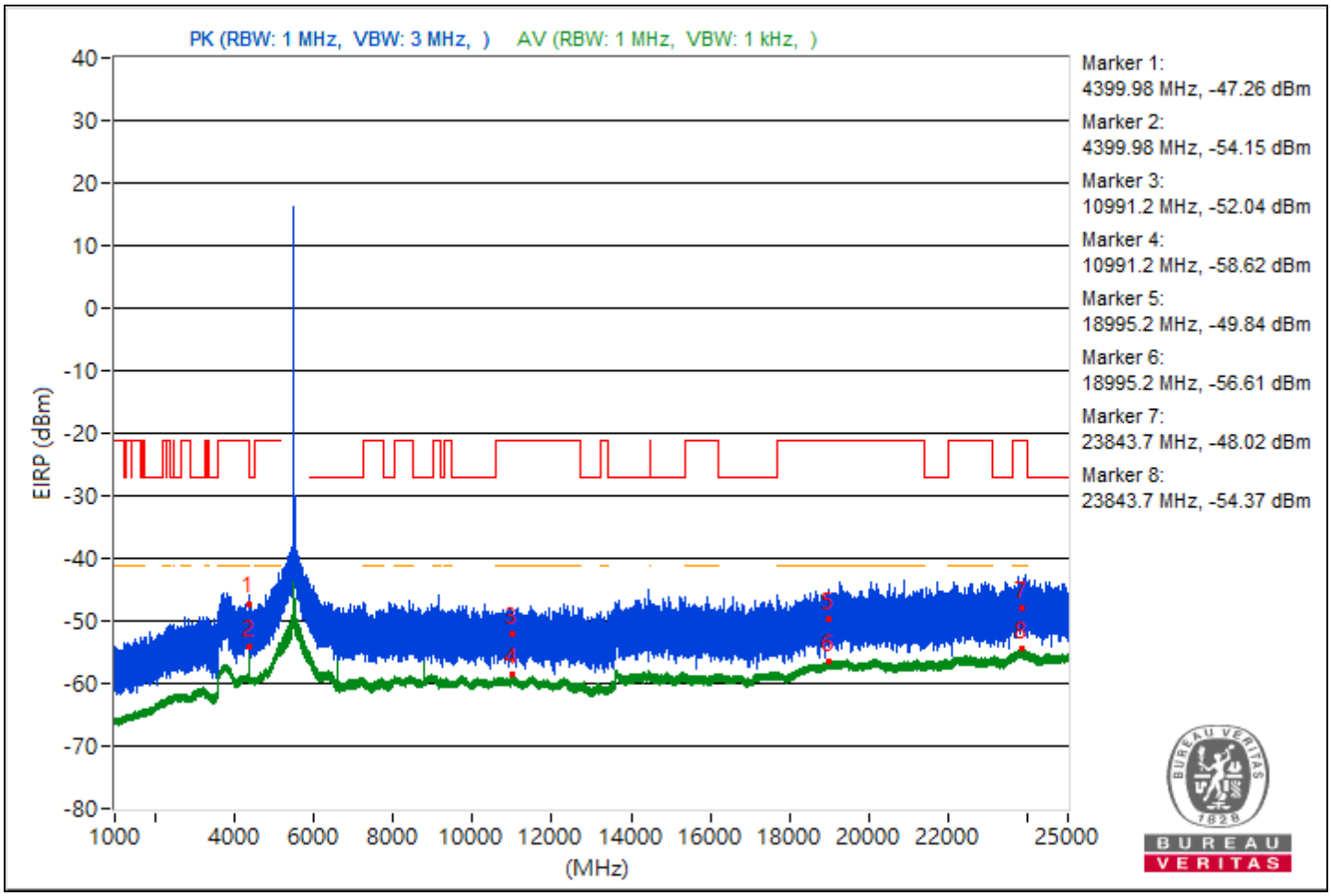

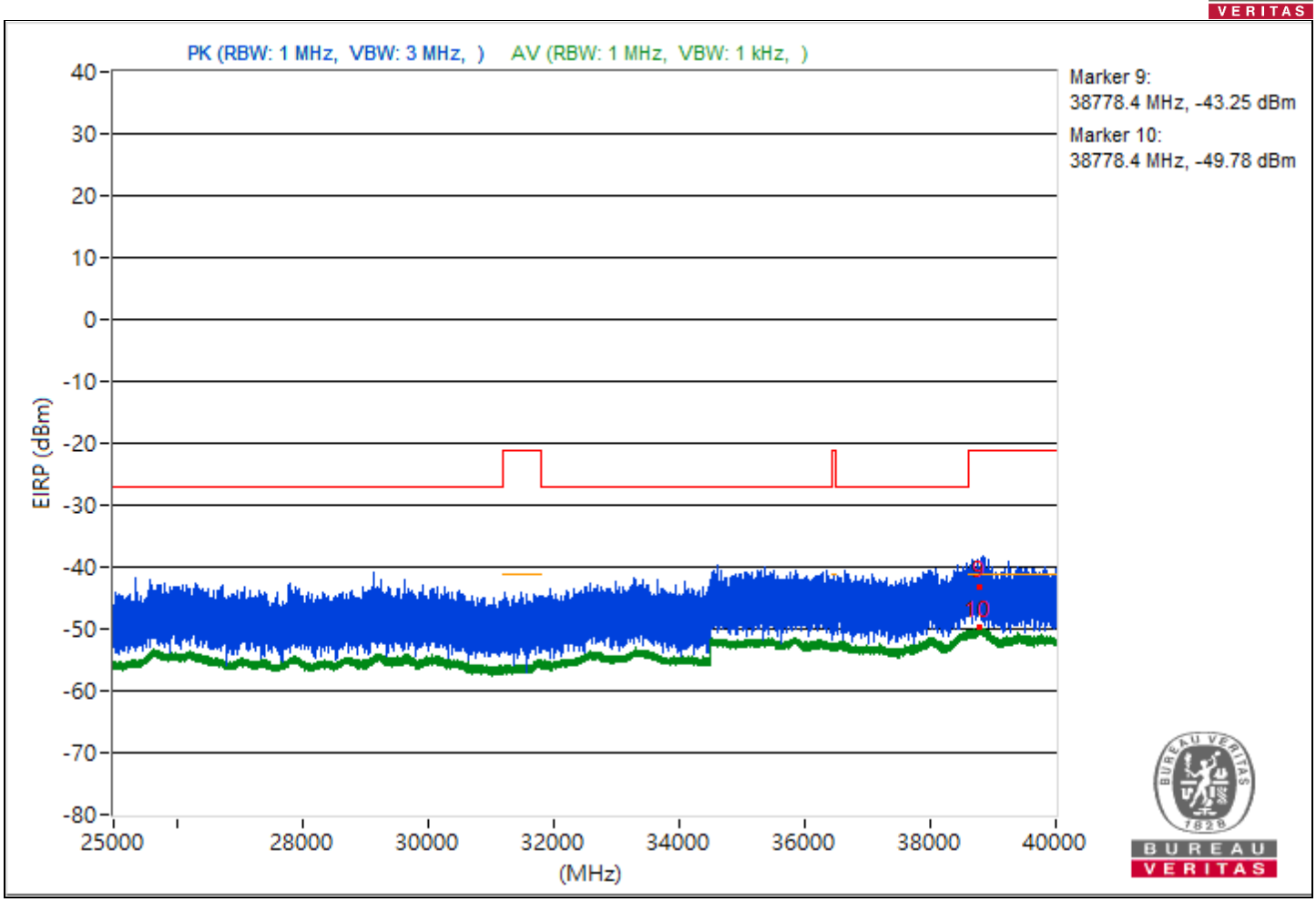
PK (RBW: 1 MHz, VBW: 3 MHz,)
AV (RBW: 1 MHz, VBW: 1 kHz,)
Marker 9:
38778.4 MHz, -43.25 dBm
Marker 10:
38778.4 MHz, -49.78 dBm
EIRP (dBm)
40
30
20
10
0
-10
-20
-30
-40
-50
-60
-70
-80
25000
28000
30000
32000
34000
36000
38000
40000
(MHz)
9
10

RF Mode	802.11be (EHT20) 52+26-tone MRU	Channel	CH 140：5700 MHz
Frequency Range	1 GHz ~ 40 GHz	Environmental Conditions	19°C, 62% RH
Tested By	Henry Hsu		

Conducted Unwanted Emissions							
No.	Frequency (MHz)	Emission Level (dBuV/m)	Limit (dBuV/m)	Margin (dB)	Raw Value Chain 0 (dBm)	Correction Factor (dB)	EIRP Level (dBm)
1	4560.04	47.22 PK	74	-26.78	-56.41	8.37	-48.04
2	4560.04	43.85 AV	54	-10.15	-59.78	8.37	-51.41
3	9038.58	44.17 PK	74	-29.83	-59.46	8.37	-51.09
4	9038.58	36.76 AV	54	-17.24	-66.87	8.37	-58.5
5	18988.7	45.49 PK	74	-28.51	-58.14	8.37	-49.77
6	18988.7	38.6 AV	54	-15.4	-65.03	8.37	-56.66
7	23829.2	48.5 PK	74	-25.5	-55.13	8.37	-46.76
8	23829.2	40.8 AV	54	-13.2	-62.83	8.37	-54.46
9	38807.47	52.56 PK	74	-21.44	-51.07	8.37	-42.7
10	38807.47	45.45 AV	54	-8.55	-58.18	8.37	-49.81

Note: Margin value = Emission Level - Limit value

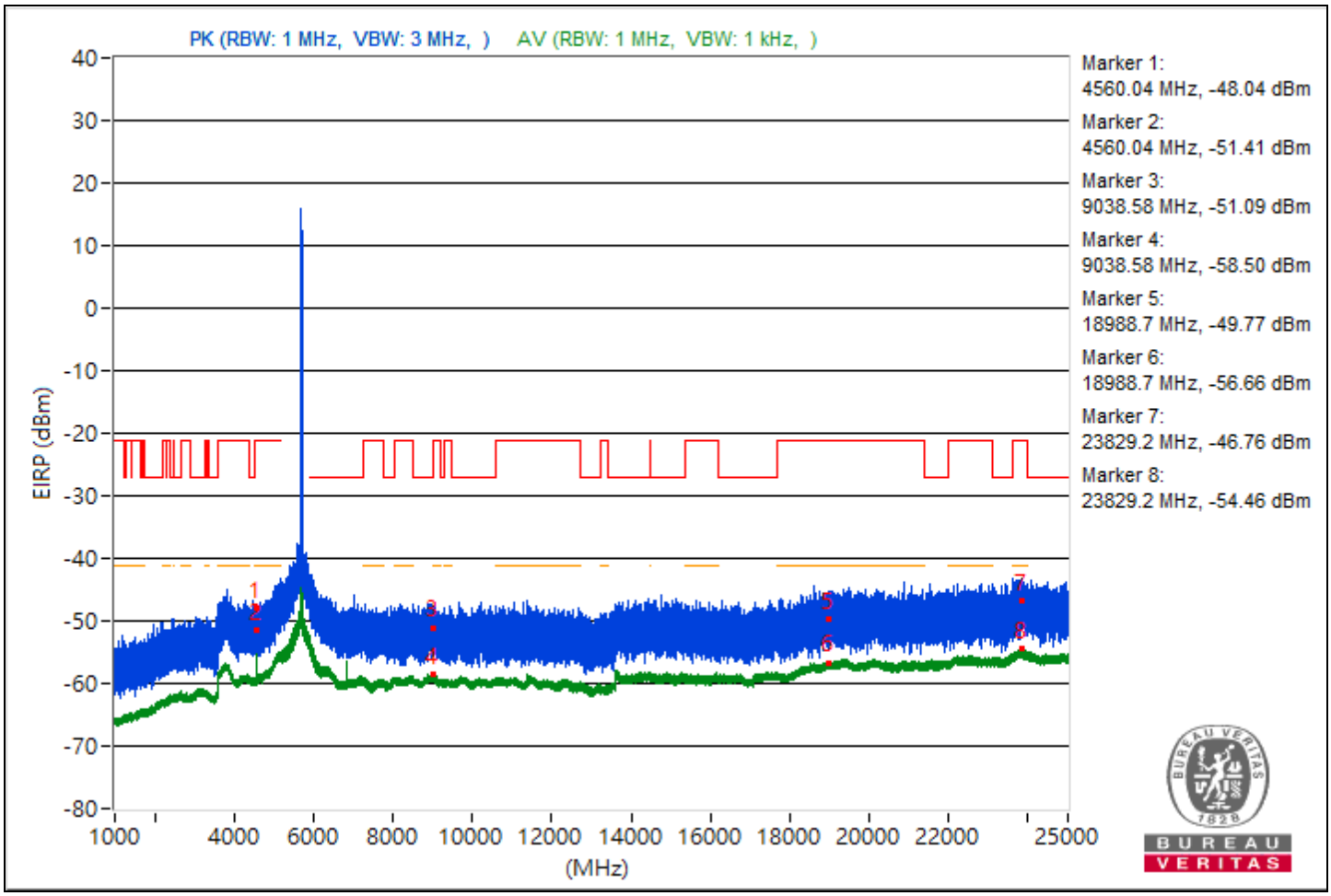

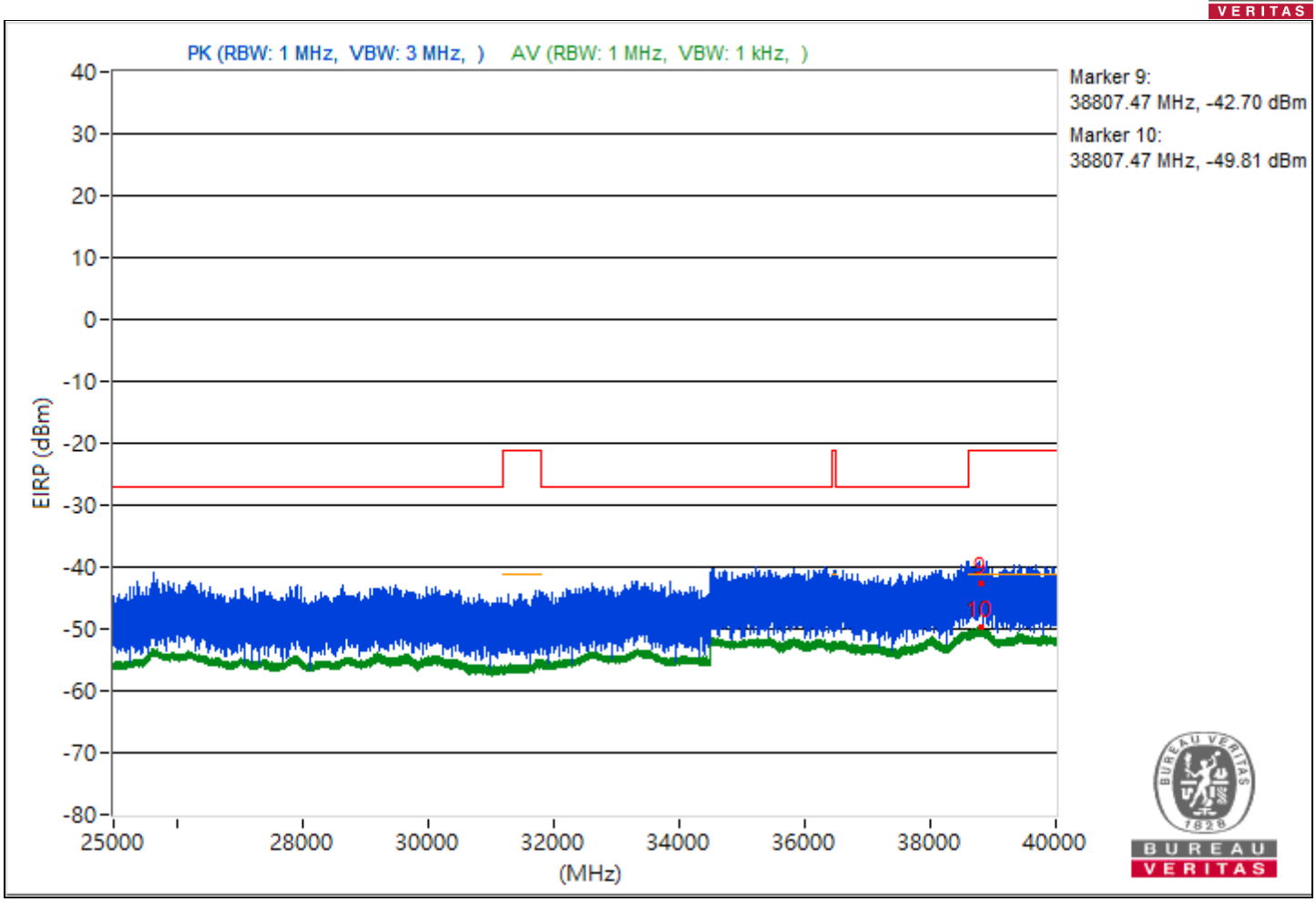
PK (RBW: 1 MHz, VBW: 3 MHz,)
AV (RBW: 1 MHz, VBW: 1 kHz,)
Marker 9:
38807.47 MHz, -42.70 dBm
Marker 10:
38807.47 MHz, -49.81 dBm
EIRP (dBm)
40
30
20
10
0
-10
-20
-30
-40
-50
-60
-70
-80
25000
28000
30000
32000
34000
36000
38000
40000
(MHz)
9
10

RF Mode	802.11be (EHT20) 52+26-tone MRU	Channel	CH 144：5720 MHz
Frequency Range	1 GHz ~ 40 GHz	Environmental Conditions	19°C, 62% RH
Tested By	Henry Hsu		

Conducted Unwanted Emissions							
No.	Frequency (MHz)	Emission Level (dBuV/m)	Limit (dBuV/m)	Margin (dB)	Raw Value Chain 0 (dBm)	Correction Factor (dB)	EIRP Level (dBm)
1	4575.99	49.7 PK	74	-24.3	-53.93	8.37	-45.56
2	4575.99	44.89 AV	54	-9.11	-58.74	8.37	-50.37
3	11430.13	47.33 PK	74	-26.67	-56.3	8.37	-47.93
4	11430.13	37.06 AV	54	-16.94	-66.57	8.37	-58.2
5	18988	45.32 PK	74	-28.68	-58.31	8.37	-49.94
6	18988	38.66 AV	54	-15.34	-64.97	8.37	-56.6
7	23865.7	44.98 PK	74	-29.02	-58.65	8.37	-50.28
8	23865.7	40.67 AV	54	-13.33	-62.96	8.37	-54.59
9	38800.98	52.44 PK	74	-21.56	-51.19	8.37	-42.82
10	38800.98	45.77 AV	54	-8.23	-57.86	8.37	-49.49

Note: Margin value = Emission Level - Limit value

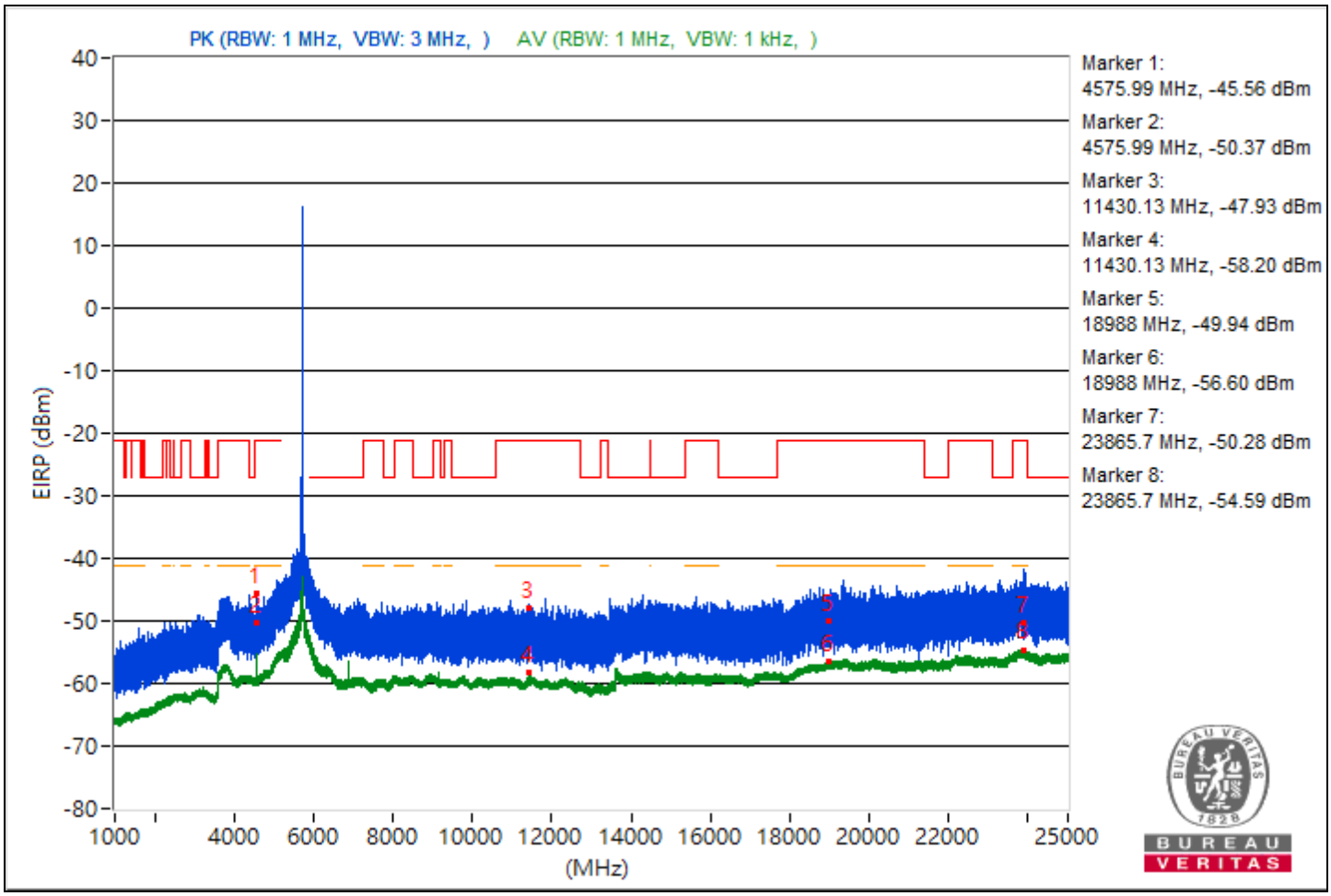

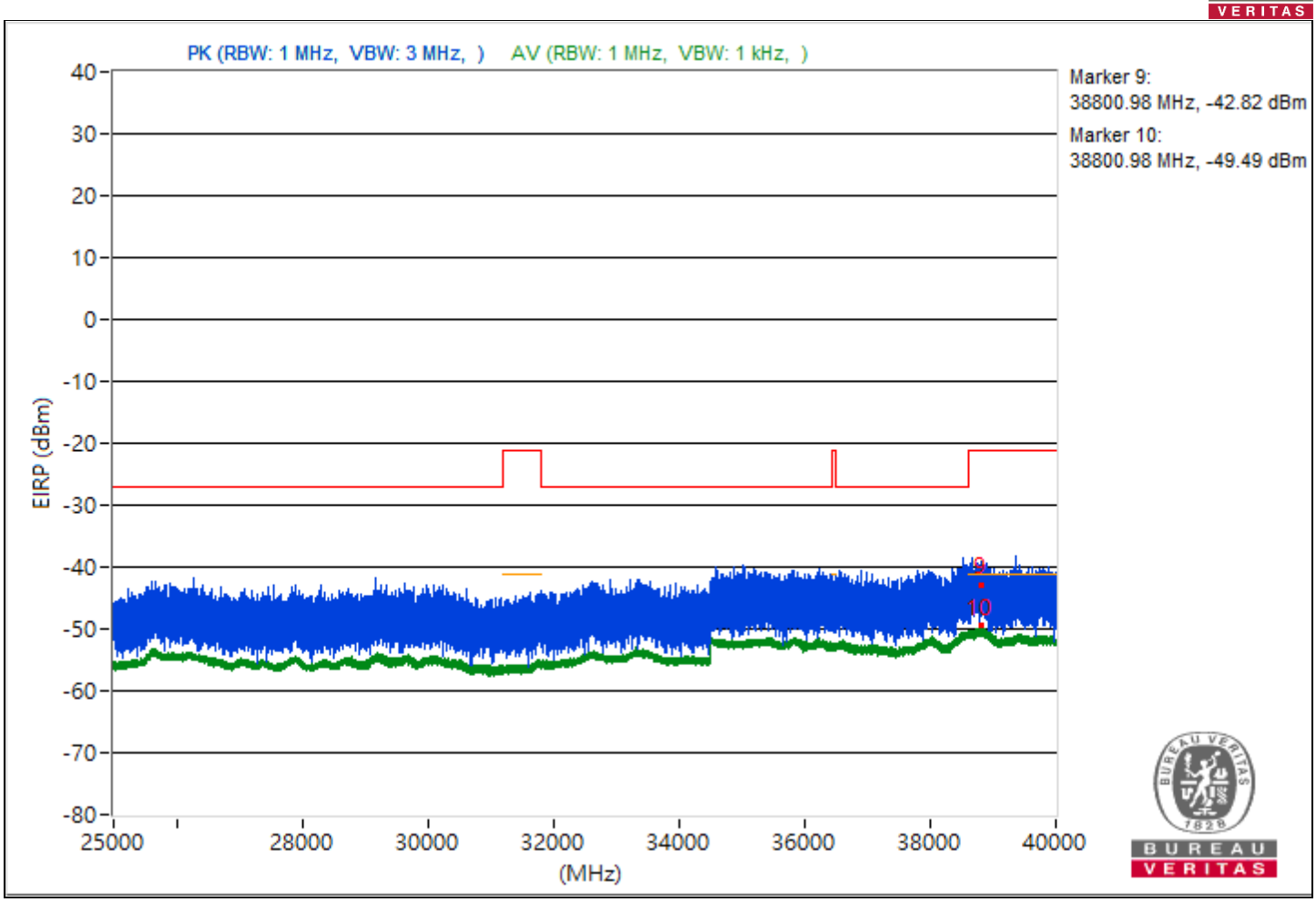
PK (RBW: 1 MHz, VBW: 3 MHz,)
AV (RBW: 1 MHz, VBW: 1 kHz,)
Marker 9:
38800.98 MHz, -42.82 dBm
Marker 10:
38800.98 MHz, -49.49 dBm
EIRP (dBm)
40
30
20
10
0
-10
-20
-30
-40
-50
-60
-70
-80
25000
28000
30000
32000
34000
36000
38000
40000
(MHz)
9
10

RF Mode	802.11be (EHT20) 52+26-tone MRU	Channel	CH 149：5745 MHz
Frequency Range	1 GHz ~ 40 GHz	Environmental Conditions	19°C, 62% RH
Tested By	Henry Hsu		

Conducted Unwanted Emissions							
No.	Frequency (MHz)	Emission Level (dBuV/m)	Limit (dBuV/m)	Margin (dB)	Raw Value Chain 0 (dBm)	Correction Factor (dB)	EIRP Level (dBm)
1	4595.9	48 PK	74	-26	-55.63	8.37	-47.26
2	4595.9	43.02 AV	54	-10.98	-60.61	8.37	-52.24
3	11481.07	57.56 PK	74	-16.44	-46.07	8.37	-37.7
4	11481.07	47.38 AV	54	-6.62	-56.25	8.37	-47.88
5	18881.1	47.69 PK	74	-26.31	-55.94	8.37	-47.57
6	18881.1	38.65 AV	54	-15.35	-64.98	8.37	-56.61
7	23856.8	49.67 PK	74	-24.33	-53.96	8.37	-45.59
8	23856.8	40.73 AV	54	-13.27	-62.9	8.37	-54.53
9	38819.11	51.09 PK	74	-22.91	-52.54	8.37	-44.17
10	38819.11	45.4 AV	54	-8.6	-58.23	8.37	-49.86

Note: Margin value = Emission Level - Limit value

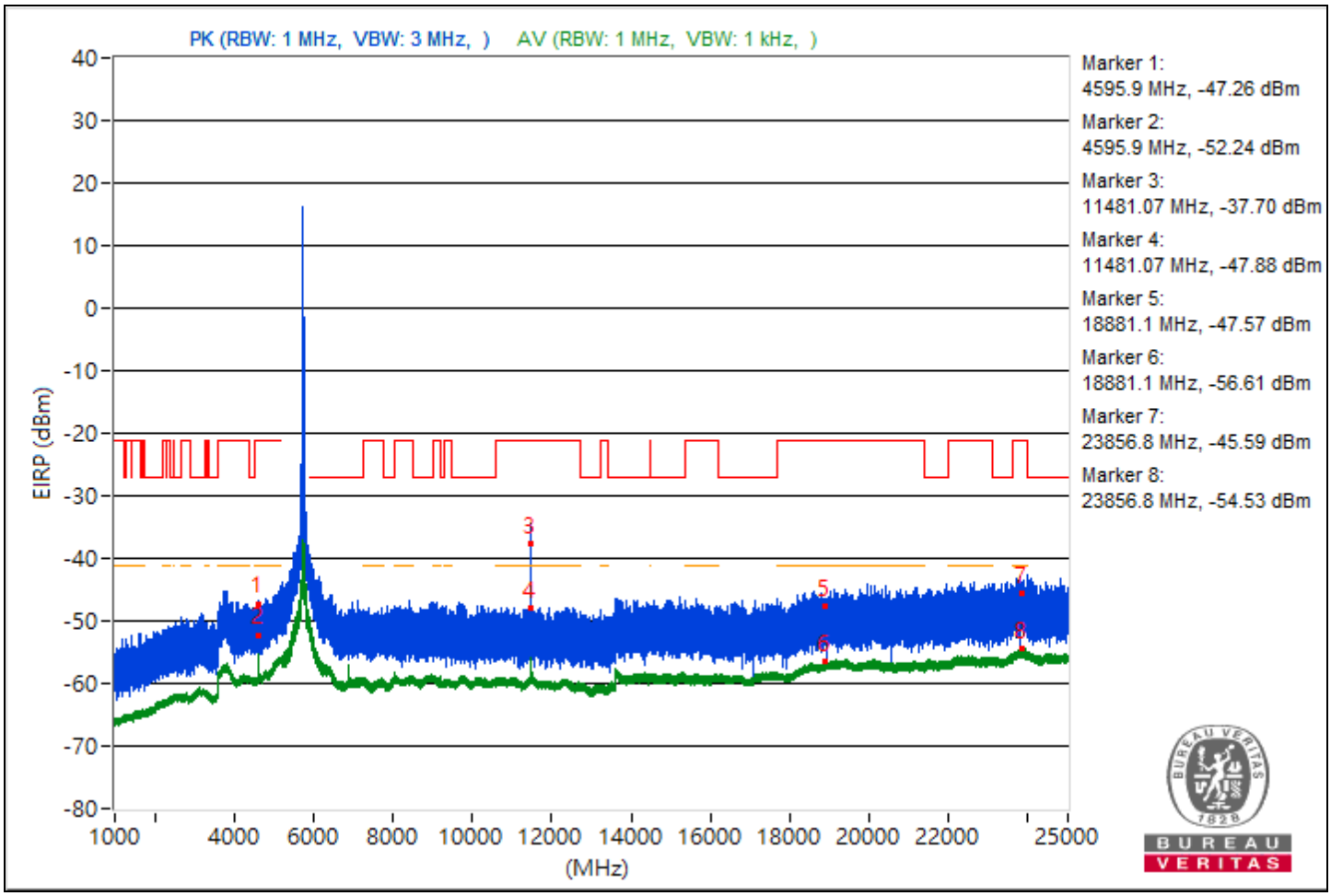

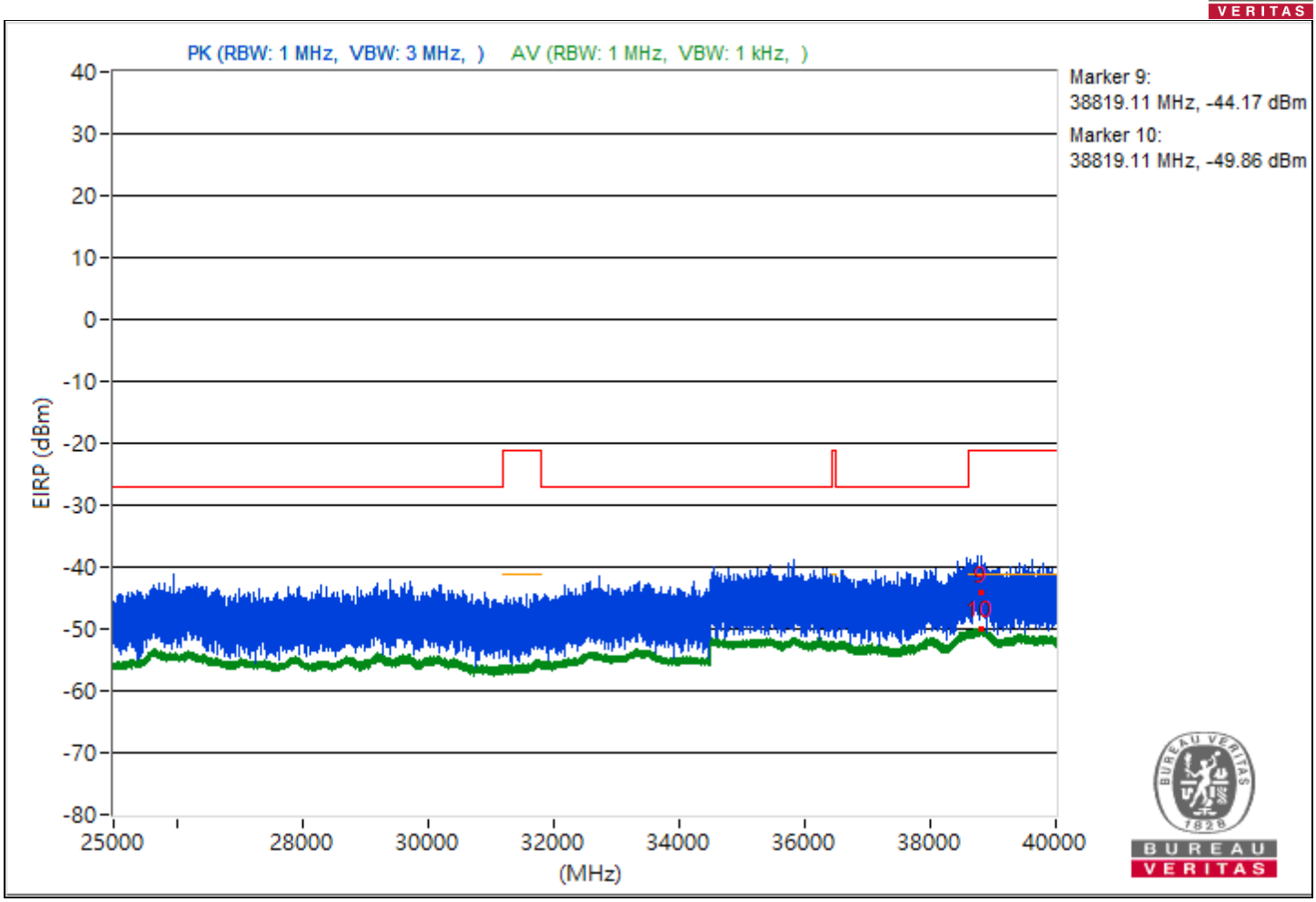
PK (RBW: 1 MHz, VBW: 3 MHz,)
AV (RBW: 1 MHz, VBW: 1 kHz,)
Marker 9:
38819.11 MHz, -44.17 dBm
Marker 10:
38819.11 MHz, -49.86 dBm
EIRP (dBm)
40
30
20
10
0
-10
-20
-30
-40
-50
-60
-70
-80
25000
28000
30000
32000
34000
36000
38000
40000
(MHz)
9
10

RF Mode	802.11be (EHT20) 52+26-tone MRU	Channel	CH 165：5825 MHz
Frequency Range	1 GHz ~ 40 GHz	Environmental Conditions	19°C, 62% RH
Tested By	Henry Hsu		

Conducted Unwanted Emissions							
No.	Frequency (MHz)	Emission Level (dBuV/m)	Limit (dBuV/m)	Margin (dB)	Raw Value Chain 0 (dBm)	Correction Factor (dB)	EIRP Level (dBm)
1	4659.99	48.09 PK	74	-25.91	-55.54	8.37	-47.17
2	4659.99	44.32 AV	54	-9.68	-59.31	8.37	-50.94
3	11640.98	61.1 PK	74	-12.9	-42.53	8.37	-34.16
4	11640.98	49.77 AV	54	-4.23	-53.86	8.37	-45.49
5	18989.8	47.91 PK	74	-26.09	-55.72	8.37	-47.35
6	18989.8	38.73 AV	54	-15.27	-64.9	8.37	-56.53
7	23801.6	44.33 PK	74	-29.67	-59.3	8.37	-50.93
8	23801.6	40.82 AV	54	-13.18	-62.81	8.37	-54.44
9	38867.2	48.03 PK	74	-25.97	-55.6	8.37	-47.23
10	38867.2	45.41 AV	54	-8.59	-58.22	8.37	-49.85

Note: Margin value = Emission Level - Limit value

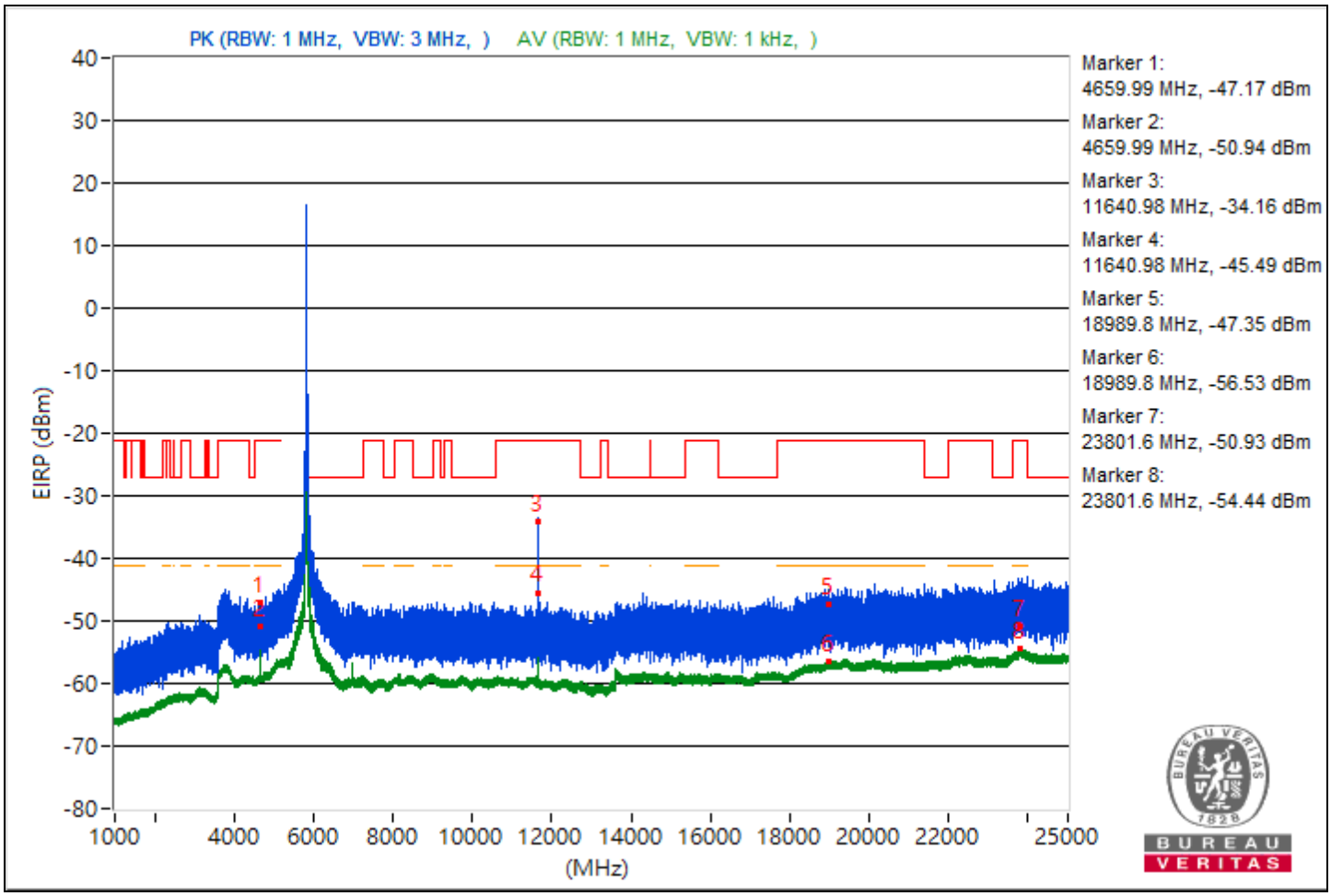

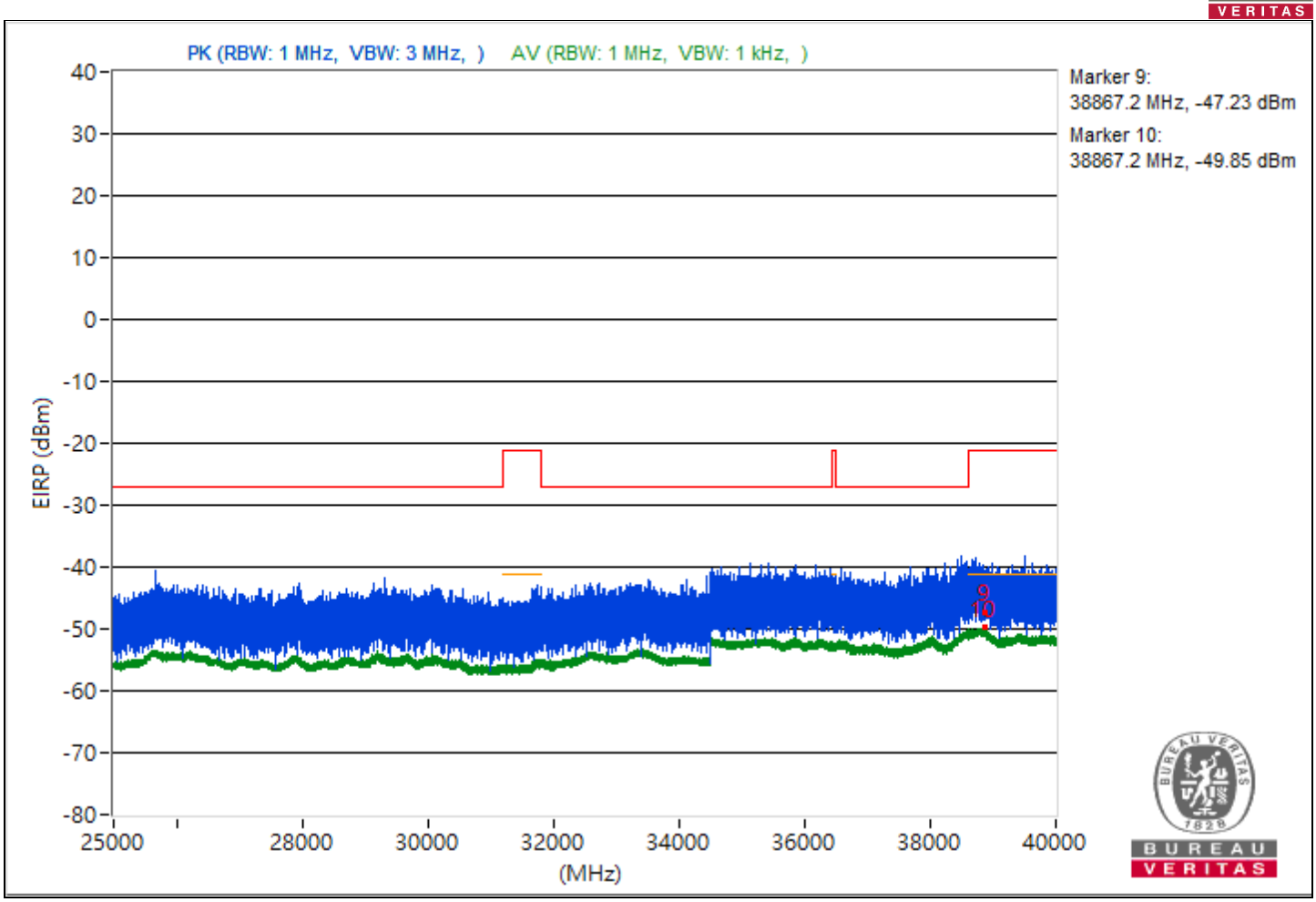
PK (RBW: 1 MHz, VBW: 3 MHz,)
AV (RBW: 1 MHz, VBW: 1 kHz,)
Marker 9:
38867.2 MHz, -47.23 dBm
Marker 10:
38867.2 MHz, -49.85 dBm
EIRP (dBm)
40
30
20
10
0
-10
-20
-30
-40
-50
-60
-70
-80
25000
28000
30000
32000
34000
36000
38000
40000
(MHz)
9
10

RF Mode	802.11be (EHT20) 106+26-tone MRU	Channel	CH 36：5180 MHz
Frequency Range	1 GHz ~ 40 GHz	Environmental Conditions	19°C, 62% RH
Tested By	Henry Hsu		

Conducted Unwanted Emissions							
No.	Frequency (MHz)	Emission Level (dBuV/m)	Limit (dBuV/m)	Margin (dB)	Raw Value Chain 0 (dBm)	Correction Factor (dB)	EIRP Level (dBm)
1	5096.71	53.55 PK	74	-20.45	-50.08	8.37	-41.71
2	5096.71	44.91 AV	54	-9.09	-58.72	8.37	-50.35
3	8288.09	47.48 PK	74	-26.52	-56.15	8.37	-47.78
4	8288.09	42.76 AV	54	-11.24	-60.87	8.37	-52.5
5	18981.2	44.61 PK	74	-29.39	-59.02	8.37	-50.65
6	18981.2	38.7 AV	54	-15.3	-64.93	8.37	-56.56
7	23822.3	48.7 PK	74	-25.3	-54.93	8.37	-46.56
8	23822.3	40.76 AV	54	-13.24	-62.87	8.37	-54.5
9	38784.09	52.07 PK	74	-21.93	-51.56	8.37	-43.19
10	38784.09	45.43 AV	54	-8.57	-58.2	8.37	-49.83

Note: Margin value = Emission Level - Limit value

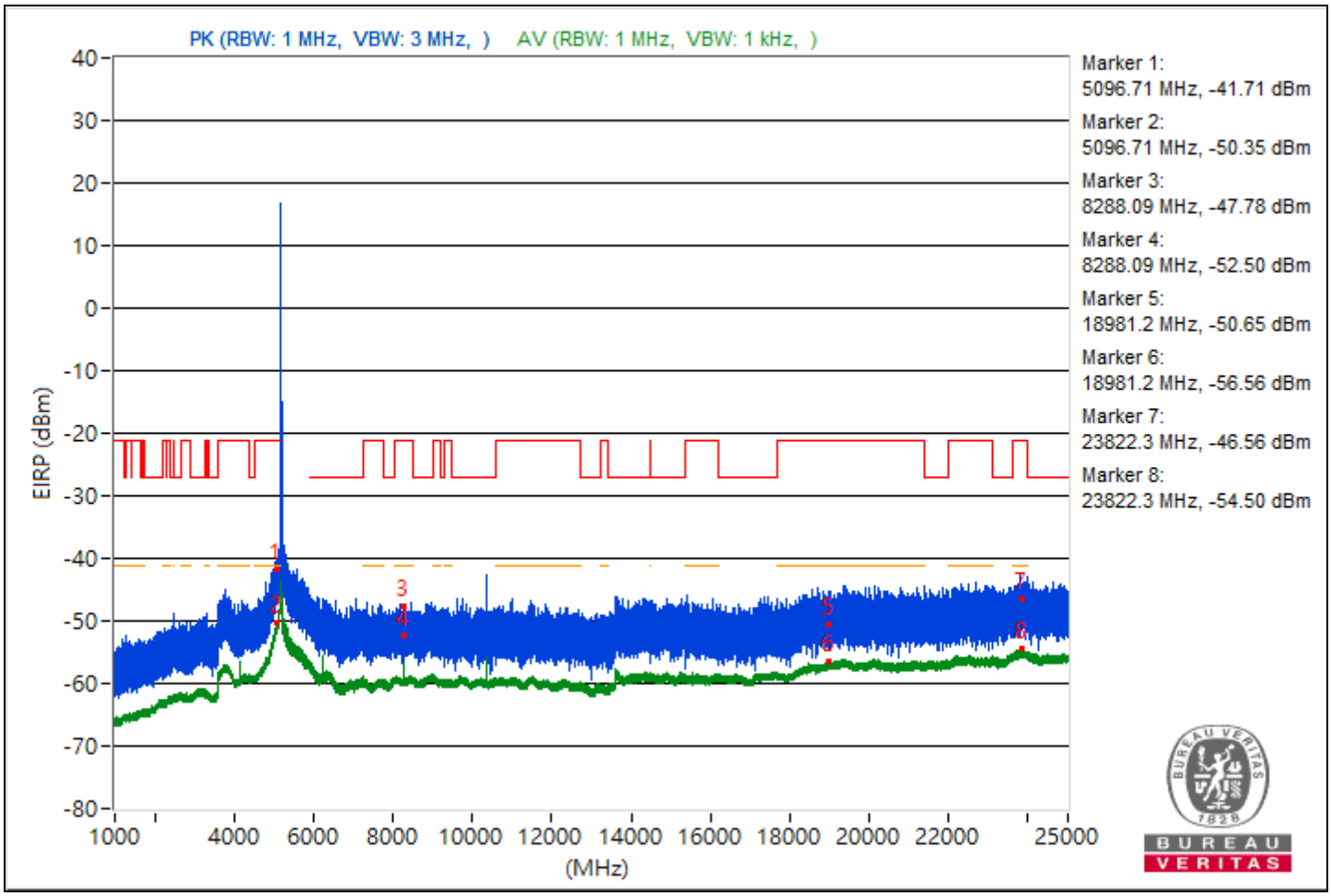

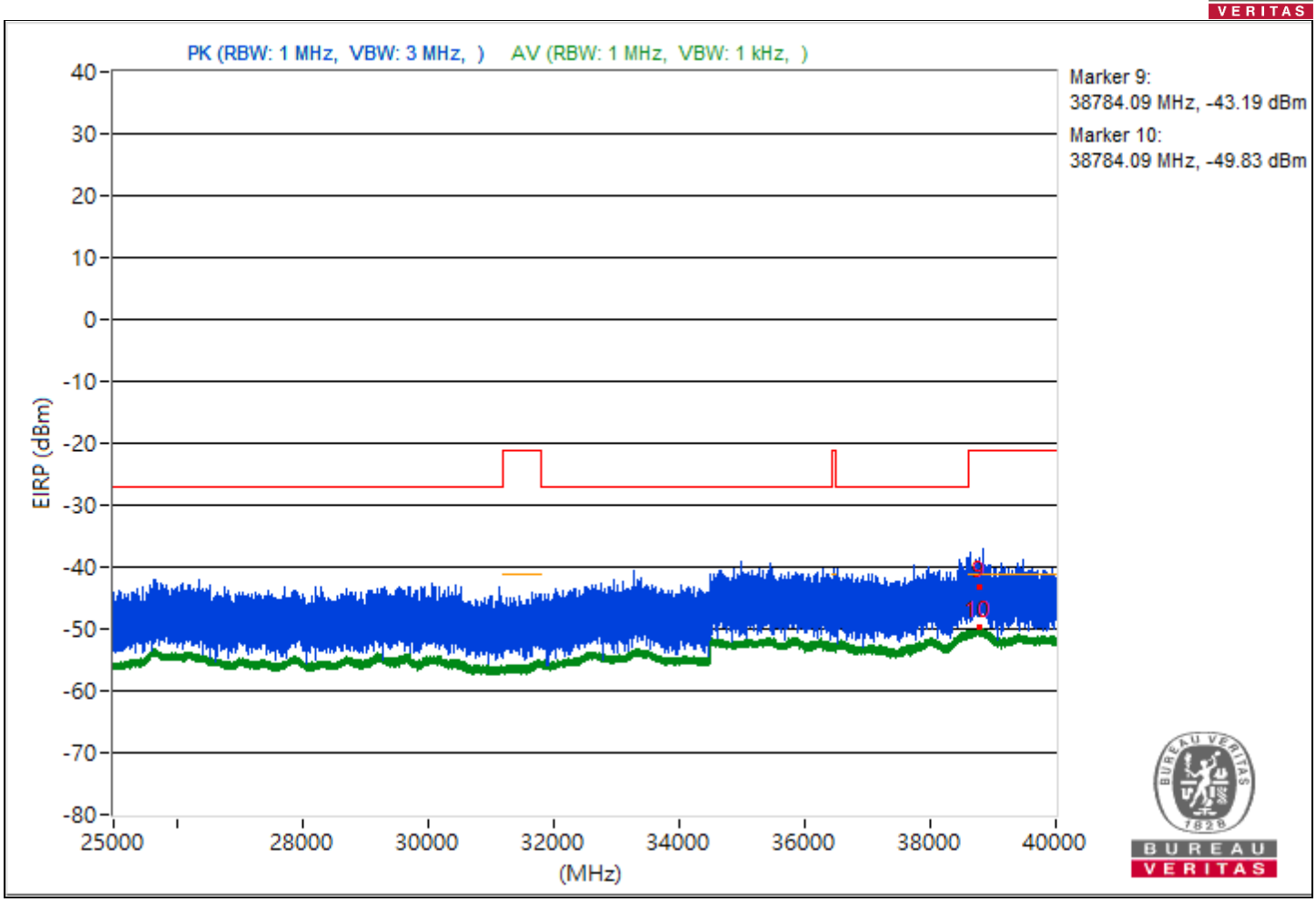
PK (RBW: 1 MHz, VBW: 3 MHz,)
AV (RBW: 1 MHz, VBW: 1 kHz,)
Marker 9:
38784.09 MHz, -43.19 dBm
Marker 10:
38784.09 MHz, -49.83 dBm
EIRP (dBm)
40
30
20
10
0
-10
-20
-30
-40
-50
-60
-70
-80
25000
28000
30000
32000
34000
36000
38000
40000
(MHz)
9
10

RF Mode	802.11be (EHT20) 106+26-tone MRU	Channel	CH 64：5320 MHz
Frequency Range	1 GHz ~ 40 GHz	Environmental Conditions	19°C, 62% RH
Tested By	Henry Hsu		

Conducted Unwanted Emissions							
No.	Frequency (MHz)	Emission Level (dBuV/m)	Limit (dBuV/m)	Margin (dB)	Raw Value Chain 0 (dBm)	Correction Factor (dB)	EIRP Level (dBm)
1	5097.18	48.54 PK	74	-25.46	-55.09	8.37	-46.72
2	5097.18	42.54 AV	54	-11.46	-61.09	8.37	-52.72
3	10633.07	45.06 PK	74	-28.94	-58.57	8.37	-50.2
4	10633.07	36.97 AV	54	-17.03	-66.66	8.37	-58.29
5	18950.4	42.76 PK	74	-31.24	-60.87	8.37	-52.5
6	18950.4	38.72 AV	54	-15.28	-64.91	8.37	-56.54
7	23774.3	47.14 PK	74	-26.86	-56.49	8.37	-48.12
8	23774.3	40.75 AV	54	-13.25	-62.88	8.37	-54.51
9	38802.84	51.67 PK	74	-22.33	-51.96	8.37	-43.59
10	38802.84	45.45 AV	54	-8.55	-58.18	8.37	-49.81

Note: Margin value = Emission Level - Limit value

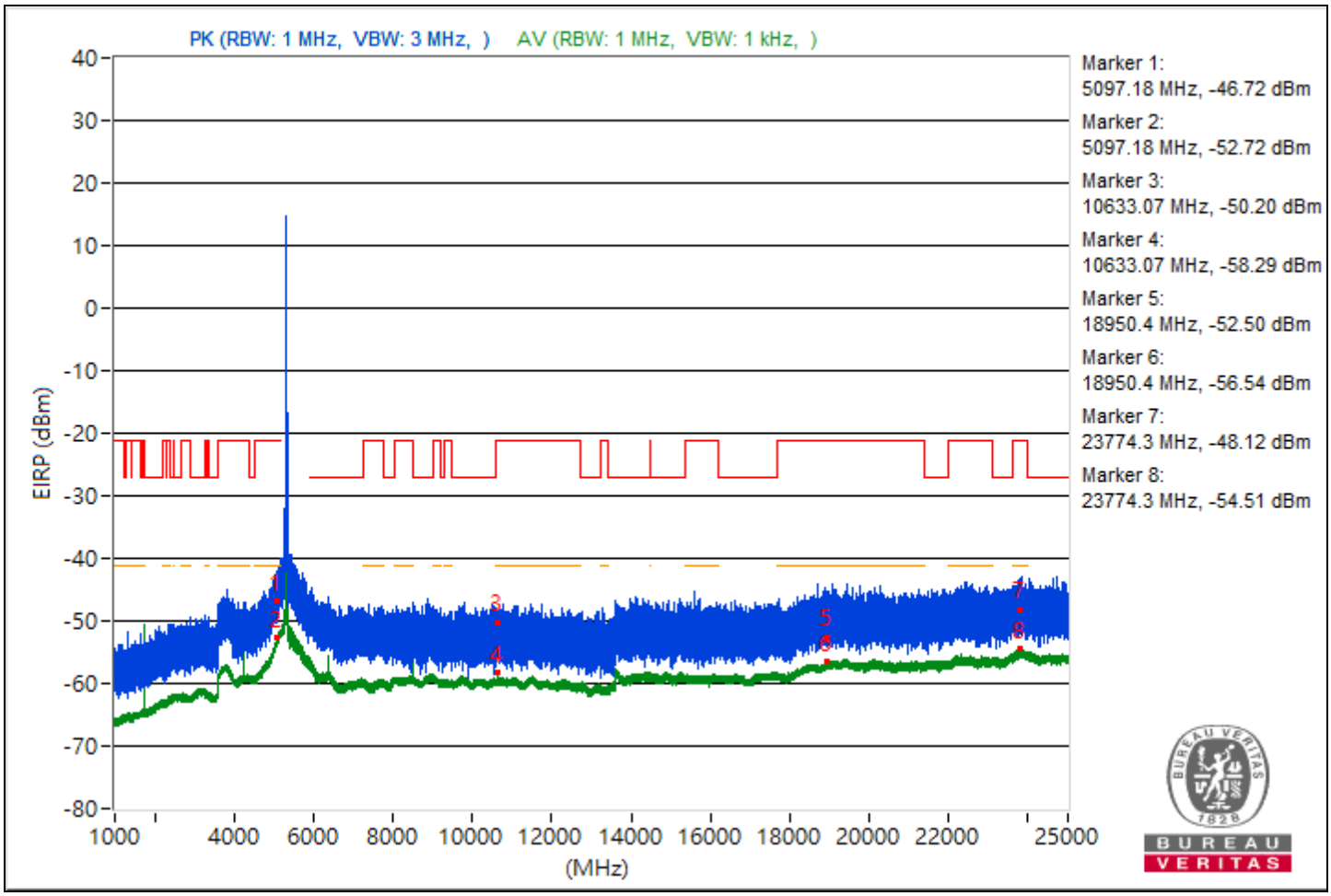

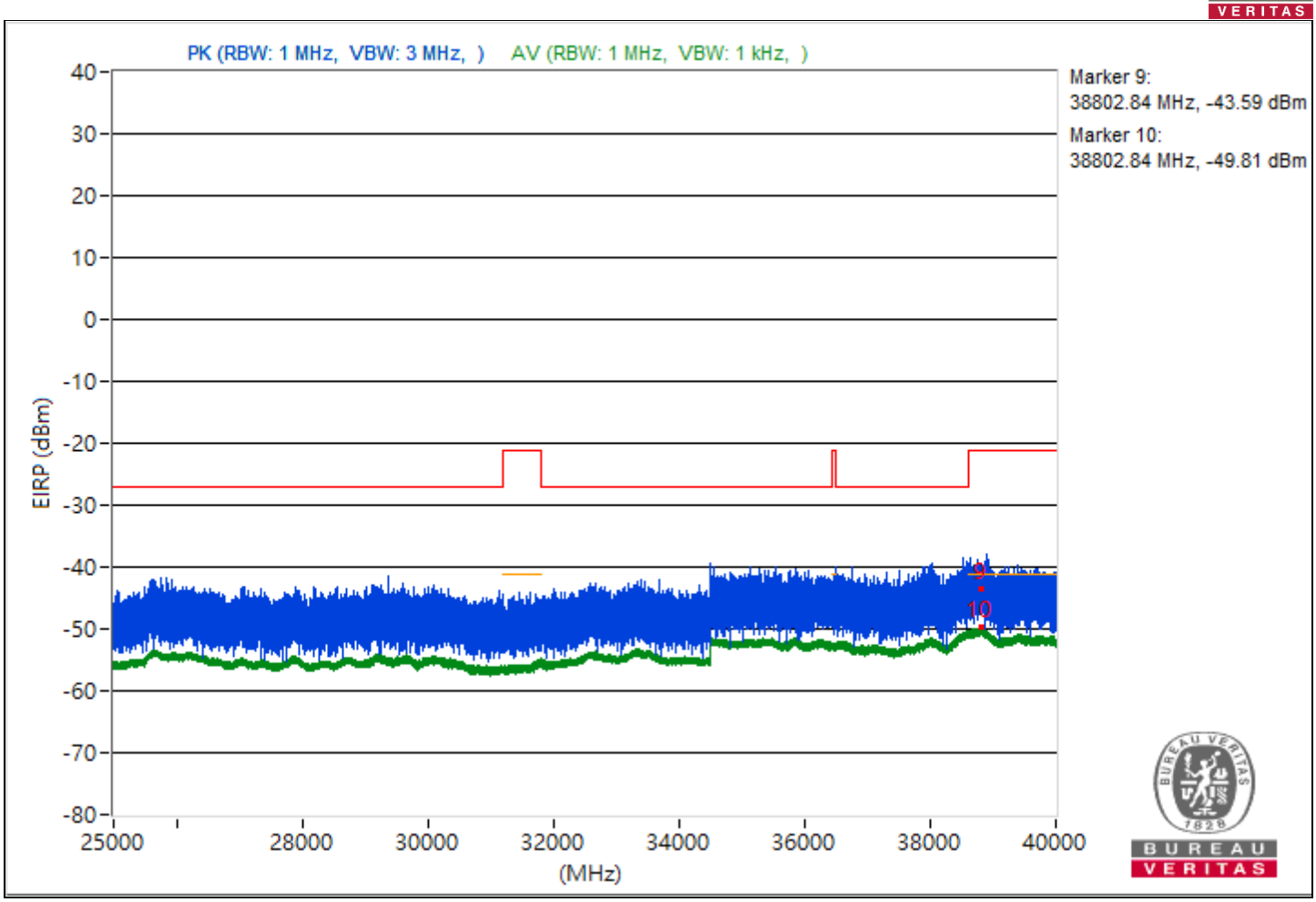
PK (RBW: 1 MHz, VBW: 3 MHz,)
AV (RBW: 1 MHz, VBW: 1 kHz,)
Marker 9:
38802.84 MHz, -43.59 dBm
Marker 10:
38802.84 MHz, -49.81 dBm
EIRP (dBm)
40
30
20
10
0
-10
-20
-30
-40
-50
-60
-70
-80
25000
28000
30000
32000
34000
36000
38000
40000
(MHz)
9
10

RF Mode	802.11be (EHT20) 106+26-tone MRU	Channel	CH 100：5500 MHz
Frequency Range	1 GHz ~ 40 GHz	Environmental Conditions	19°C, 62% RH
Tested By	Henry Hsu		

Conducted Unwanted Emissions							
No.	Frequency (MHz)	Emission Level (dBuV/m)	Limit (dBuV/m)	Margin (dB)	Raw Value Chain 0 (dBm)	Correction Factor (dB)	EIRP Level (dBm)
1	4399.98	46.95 PK	74	-27.05	-56.68	8.37	-48.31
2	4399.98	41.6 AV	54	-12.4	-62.03	8.37	-53.66
3	9007.29	41.9 PK	74	-32.1	-61.73	8.37	-53.36
4	9007.29	36.62 AV	54	-17.38	-67.01	8.37	-58.64
5	18985.3	46.12 PK	74	-27.88	-57.51	8.37	-49.14
6	18985.3	38.65 AV	54	-15.35	-64.98	8.37	-56.61
7	23812	48.81 PK	74	-25.19	-54.82	8.37	-46.45
8	23812	40.65 AV	54	-13.35	-62.98	8.37	-54.61
9	38818.31	50.01 PK	74	-23.99	-53.62	8.37	-45.25
10	38818.31	45.42 AV	54	-8.58	-58.21	8.37	-49.84

Note: Margin value = Emission Level - Limit value

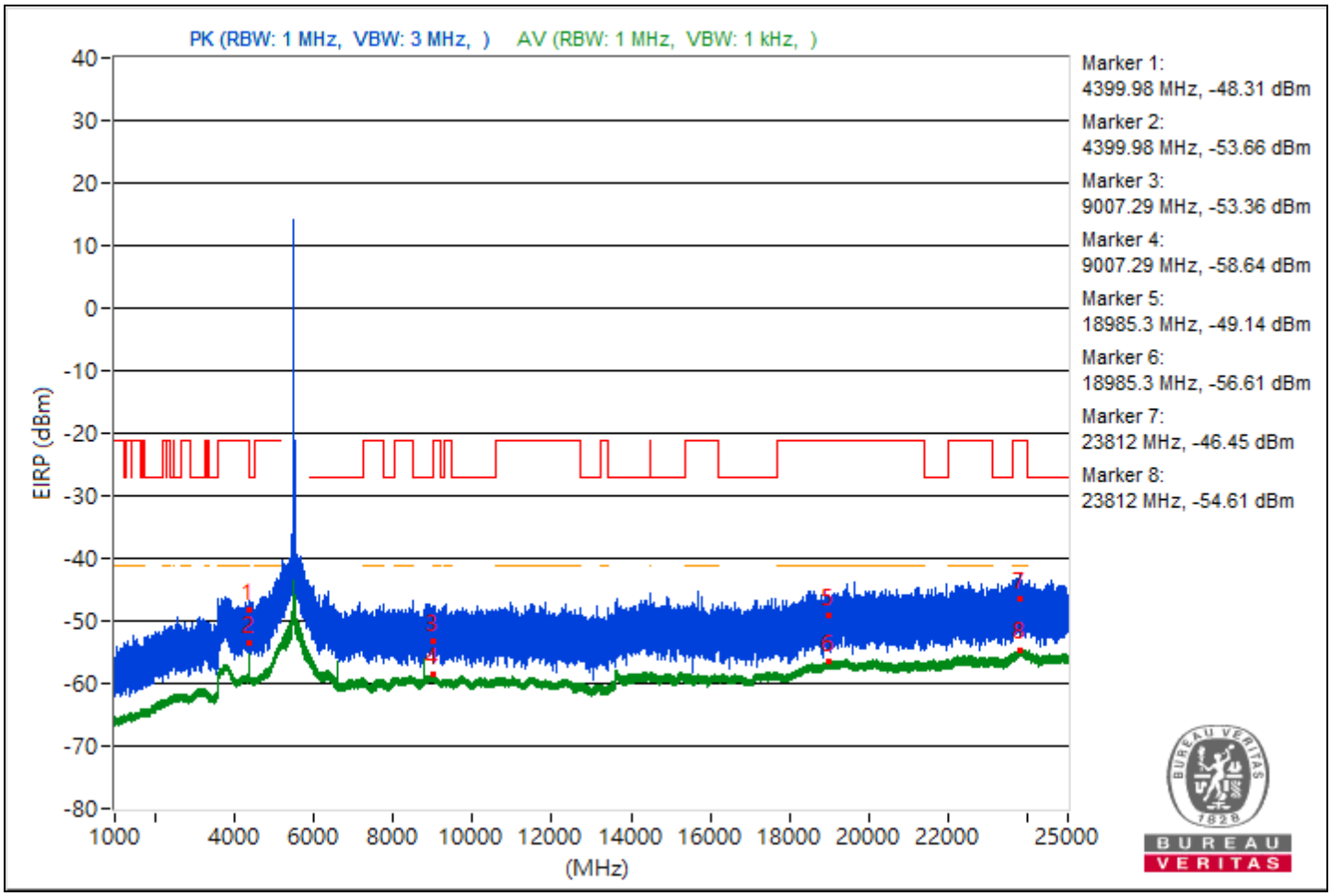

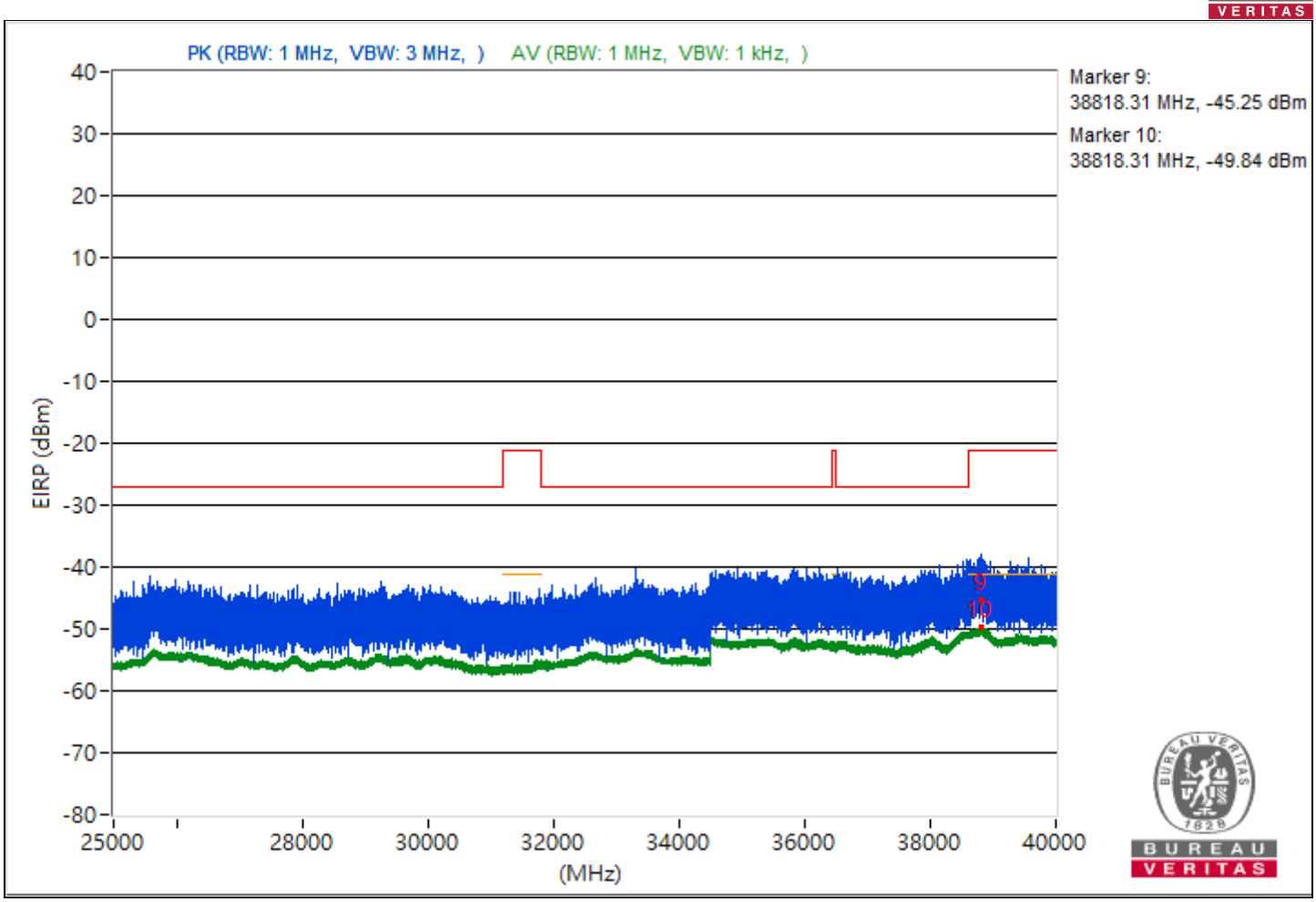
PK (RBW: 1 MHz, VBW: 3 MHz,)
AV (RBW: 1 MHz, VBW: 1 kHz,)
Marker 9:
38818.31 MHz, -45.25 dBm
Marker 10:
38818.31 MHz, -49.84 dBm
EIRP (dBm)
40
30
20
10
0
-10
-20
-30
-40
-50
-60
-70
-80
25000
28000
30000
32000
34000
36000
38000
40000
(MHz)
9
10

RF Mode	802.11be (EHT20) 106+26-tone MRU	Channel	CH 140：5700 MHz
Frequency Range	1 GHz ~ 40 GHz	Environmental Conditions	19°C, 62% RH
Tested By	Henry Hsu		

Conducted Unwanted Emissions							
No.	Frequency (MHz)	Emission Level (dBuV/m)	Limit (dBuV/m)	Margin (dB)	Raw Value Chain 0 (dBm)	Correction Factor (dB)	EIRP Level (dBm)
1	4560.04	47.45 PK	74	-26.55	-56.18	8.37	-47.81
2	4560.04	43.44 AV	54	-10.56	-60.19	8.37	-51.82
3	9120.18	42.38 PK	74	-31.62	-61.25	8.37	-52.88
4	9120.18	37.37 AV	54	-16.63	-66.26	8.37	-57.89
5	18962.2	46.45 PK	74	-27.55	-57.18	8.37	-48.81
6	18962.2	38.66 AV	54	-15.34	-64.97	8.37	-56.6
7	23834.6	46.41 PK	74	-27.59	-57.22	8.37	-48.85
8	23834.6	40.76 AV	54	-13.24	-62.87	8.37	-54.5
9	38762.31	52.04 PK	74	-21.96	-51.59	8.37	-43.22
10	38762.31	45.63 AV	54	-8.37	-58	8.37	-49.63

Note: Margin value = Emission Level - Limit value

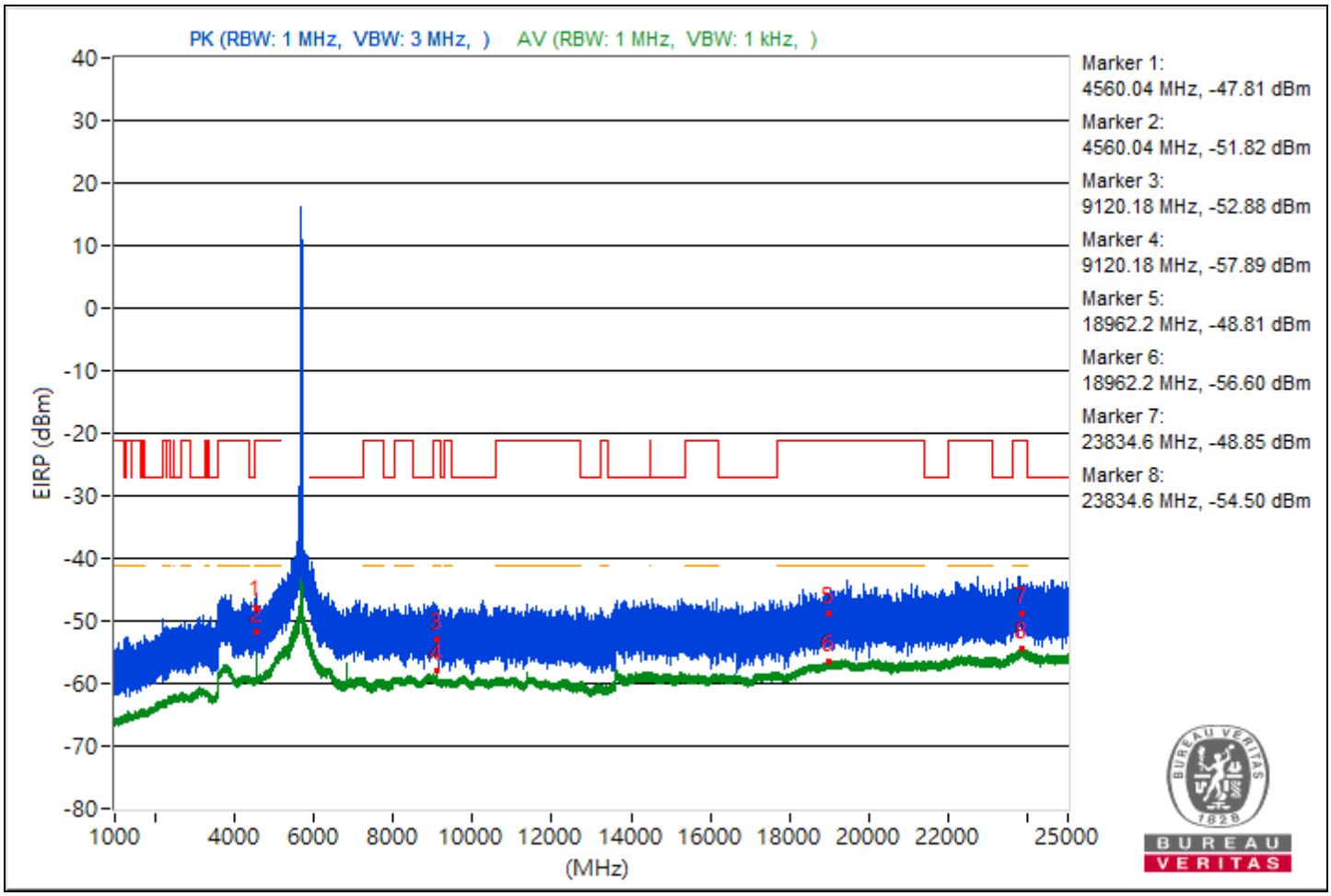

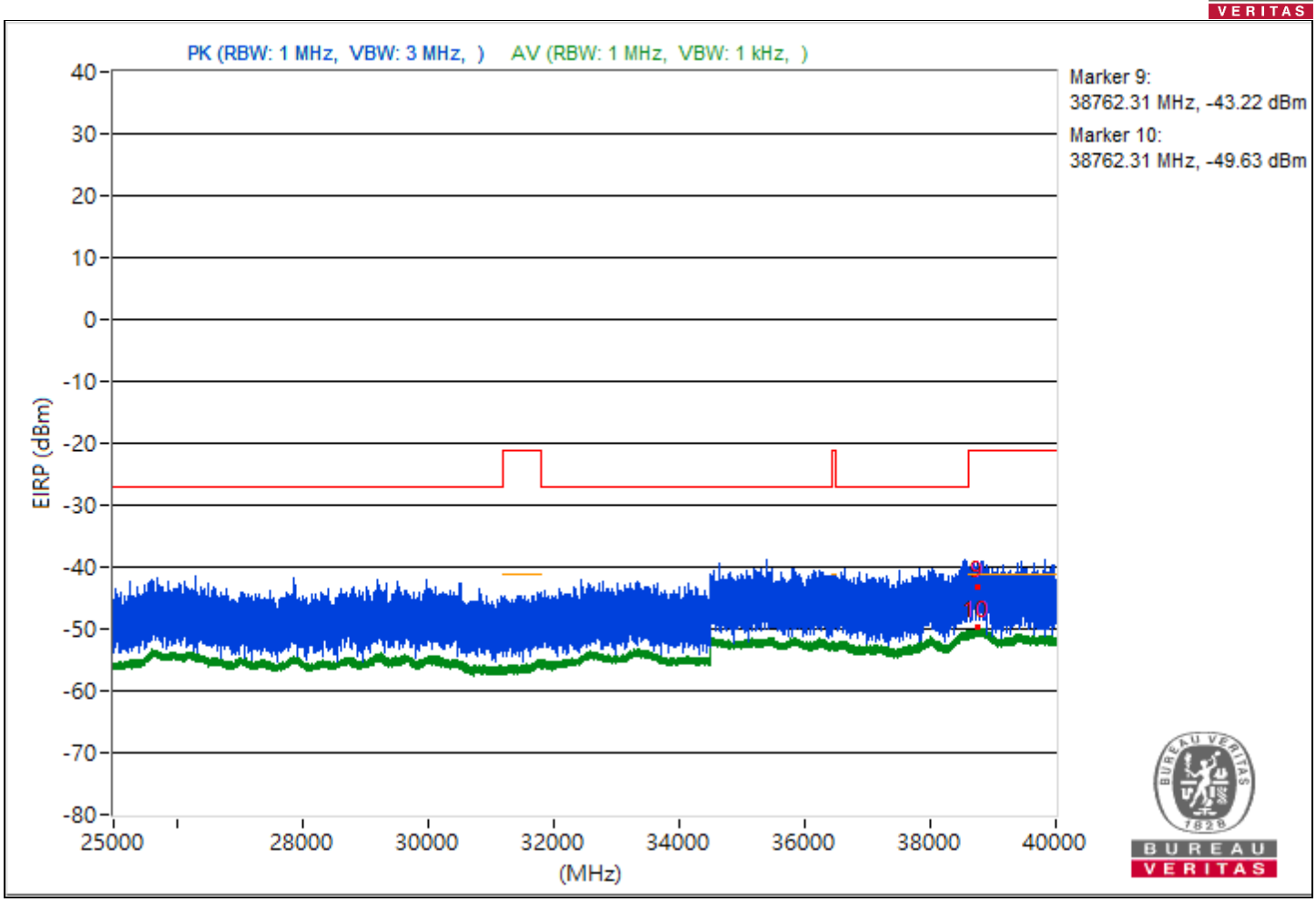
PK (RBW: 1 MHz, VBW: 3 MHz,)
AV (RBW: 1 MHz, VBW: 1 kHz,)
Marker 9:
38762.31 MHz, -43.22 dBm
Marker 10:
38762.31 MHz, -49.63 dBm
EIRP (dBm)
40
30
20
10
0
-10
-20
-30
-40
-50
-60
-70
-80
25000
28000
30000
32000
34000
36000
38000
40000
(MHz)
9
10

RF Mode	802.11be (EHT20) 106+26-tone MRU	Channel	CH 144：5720 MHz
Frequency Range	1 GHz ~ 40 GHz	Environmental Conditions	19°C, 62% RH
Tested By	Henry Hsu		

Conducted Unwanted Emissions							
No.	Frequency (MHz)	Emission Level (dBuV/m)	Limit (dBuV/m)	Margin (dB)	Raw Value Chain 0 (dBm)	Correction Factor (dB)	EIRP Level (dBm)
1	4576.07	49.39 PK	74	-24.61	-54.24	8.37	-45.87
2	4576.07	44.52 AV	54	-9.48	-59.11	8.37	-50.74
3	9151.91	42.8 PK	74	-31.2	-60.83	8.37	-52.46
4	9151.91	37.57 AV	54	-16.43	-66.06	8.37	-57.69
5	18989.1	45.75 PK	74	-28.25	-57.88	8.37	-49.51
6	18989.1	38.7 AV	54	-15.3	-64.93	8.37	-56.56
7	23928	50.23 PK	74	-23.77	-53.4	8.37	-45.03
8	23928	40.78 AV	54	-13.22	-62.85	8.37	-54.48
9	38782.13	51.98 PK	74	-22.02	-51.65	8.37	-43.28
10	38782.13	45.67 AV	54	-8.33	-57.96	8.37	-49.59

Note: Margin value = Emission Level - Limit value

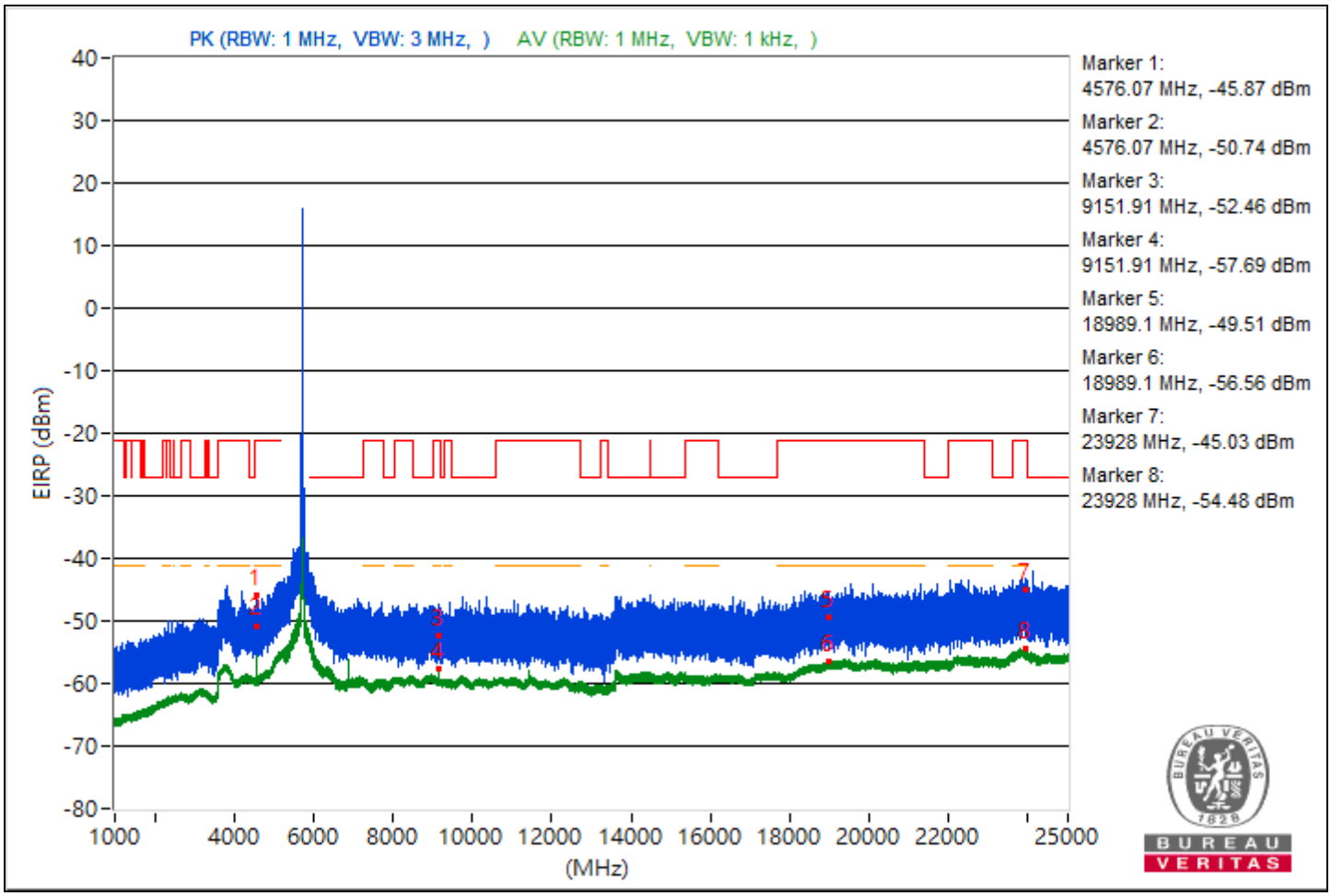

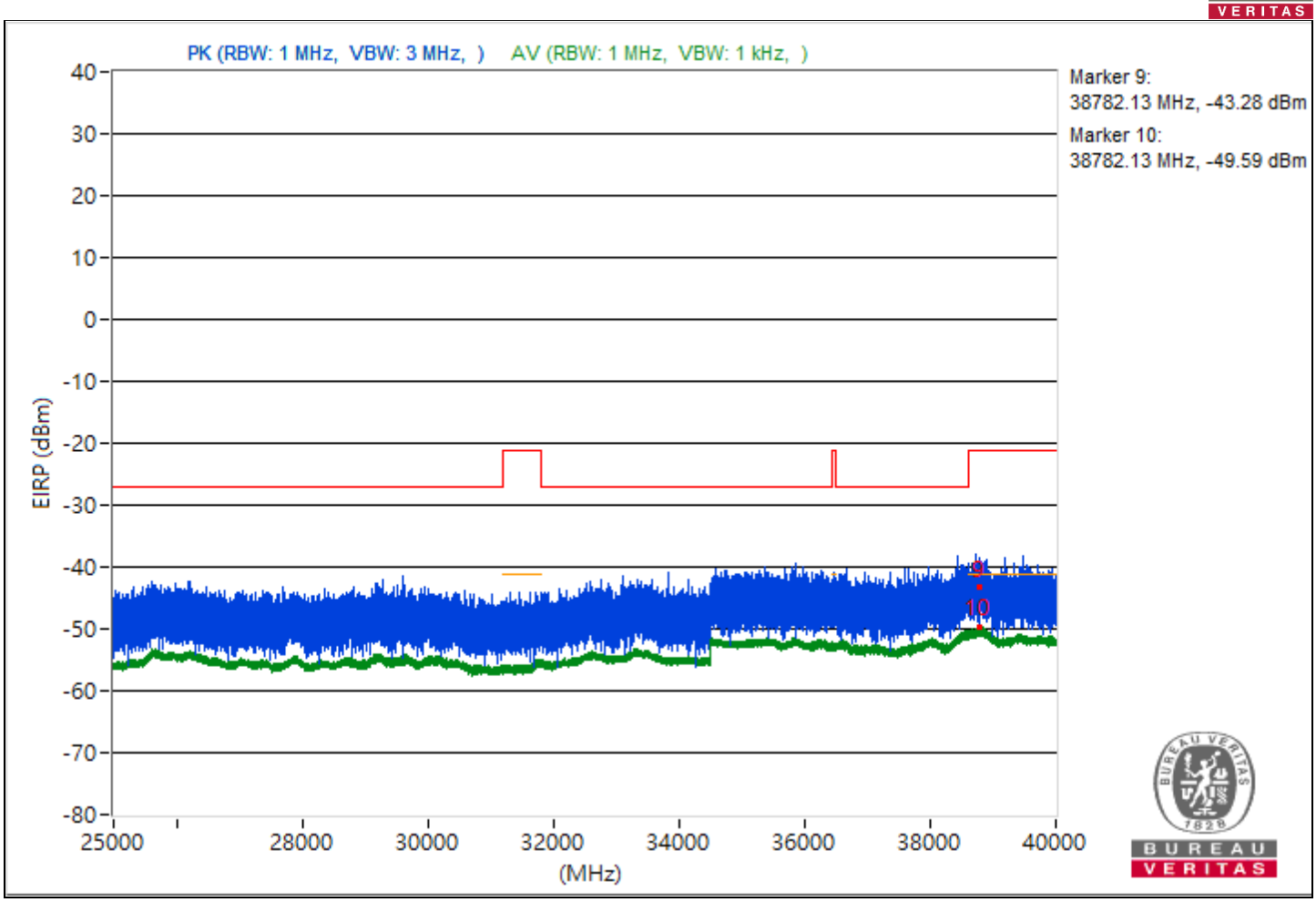
PK (RBW: 1 MHz, VBW: 3 MHz,)
AV (RBW: 1 MHz, VBW: 1 kHz,)
Marker 9:
38782.13 MHz, -43.28 dBm
Marker 10:
38782.13 MHz, -49.59 dBm
EIRP (dBm)
40
30
20
10
0
-10
-20
-30
-40
-50
-60
-70
-80
25000
28000
30000
32000
34000
36000
38000
40000
(MHz)
9
10

RF Mode	802.11be (EHT20) 106+26-tone MRU	Channel	CH 149：5745 MHz
Frequency Range	1 GHz ~ 40 GHz	Environmental Conditions	19°C, 62% RH
Tested By	Henry Hsu		

Conducted Unwanted Emissions							
No.	Frequency (MHz)	Emission Level (dBuV/m)	Limit (dBuV/m)	Margin (dB)	Raw Value Chain 0 (dBm)	Correction Factor (dB)	EIRP Level (dBm)
1	4595.98	50.29 PK	74	-23.71	-53.34	8.37	-44.97
2	4595.98	43.34 AV	54	-10.66	-60.29	8.37	-51.92
3	11482.93	53.76 PK	74	-20.24	-49.87	8.37	-41.5
4	11482.93	45.79 AV	54	-8.21	-57.84	8.37	-49.47
5	18987	47.3 PK	74	-26.7	-56.33	8.37	-47.96
6	18987	38.78 AV	54	-15.22	-64.85	8.37	-56.48
7	23834.3	47.92 PK	74	-26.08	-55.71	8.37	-47.34
8	23834.3	40.75 AV	54	-13.25	-62.88	8.37	-54.51
9	38748.44	52.05 PK	74	-21.95	-51.58	8.37	-43.21
10	38748.44	45.51 AV	54	-8.49	-58.12	8.37	-49.75

Note: Margin value = Emission Level - Limit value

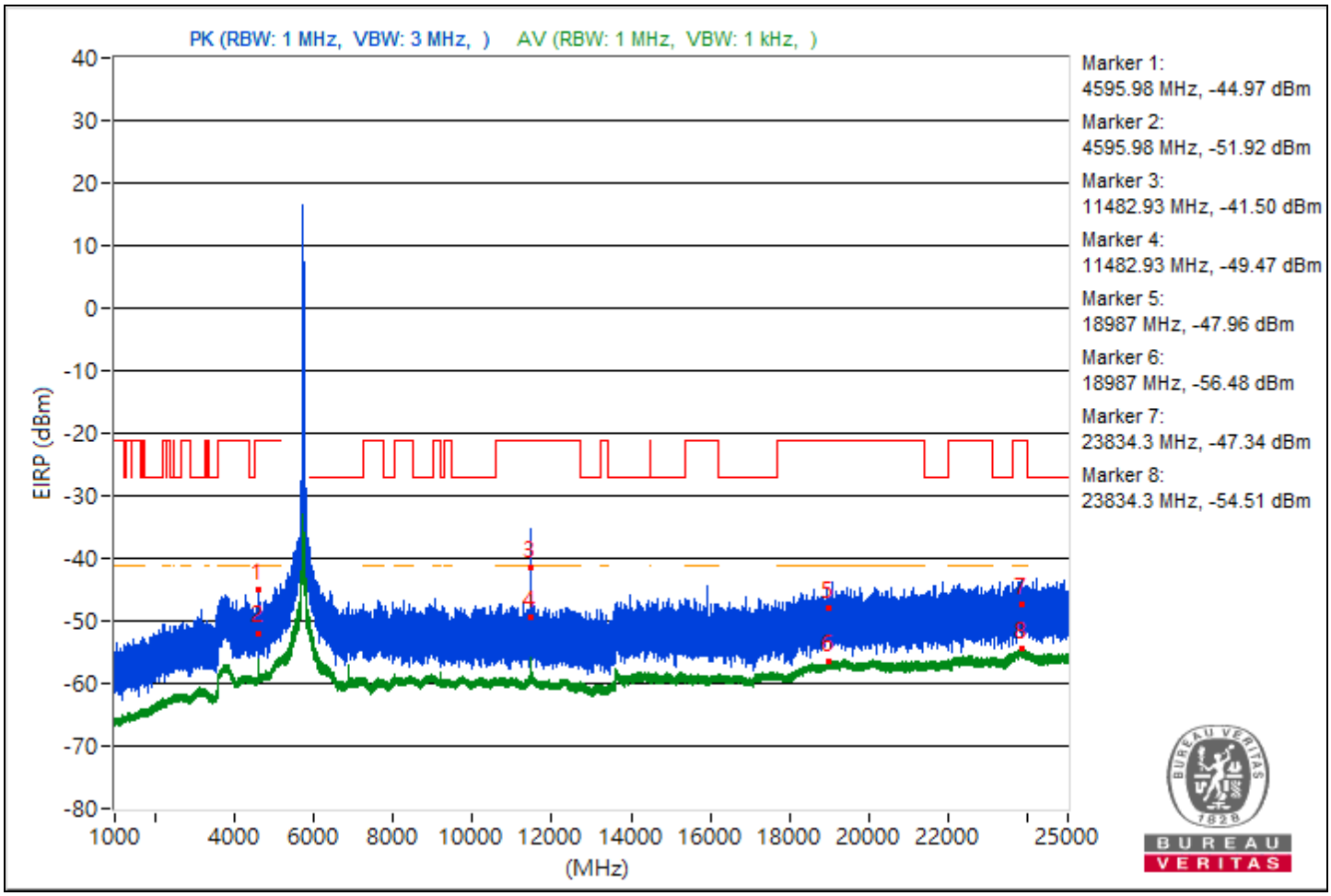

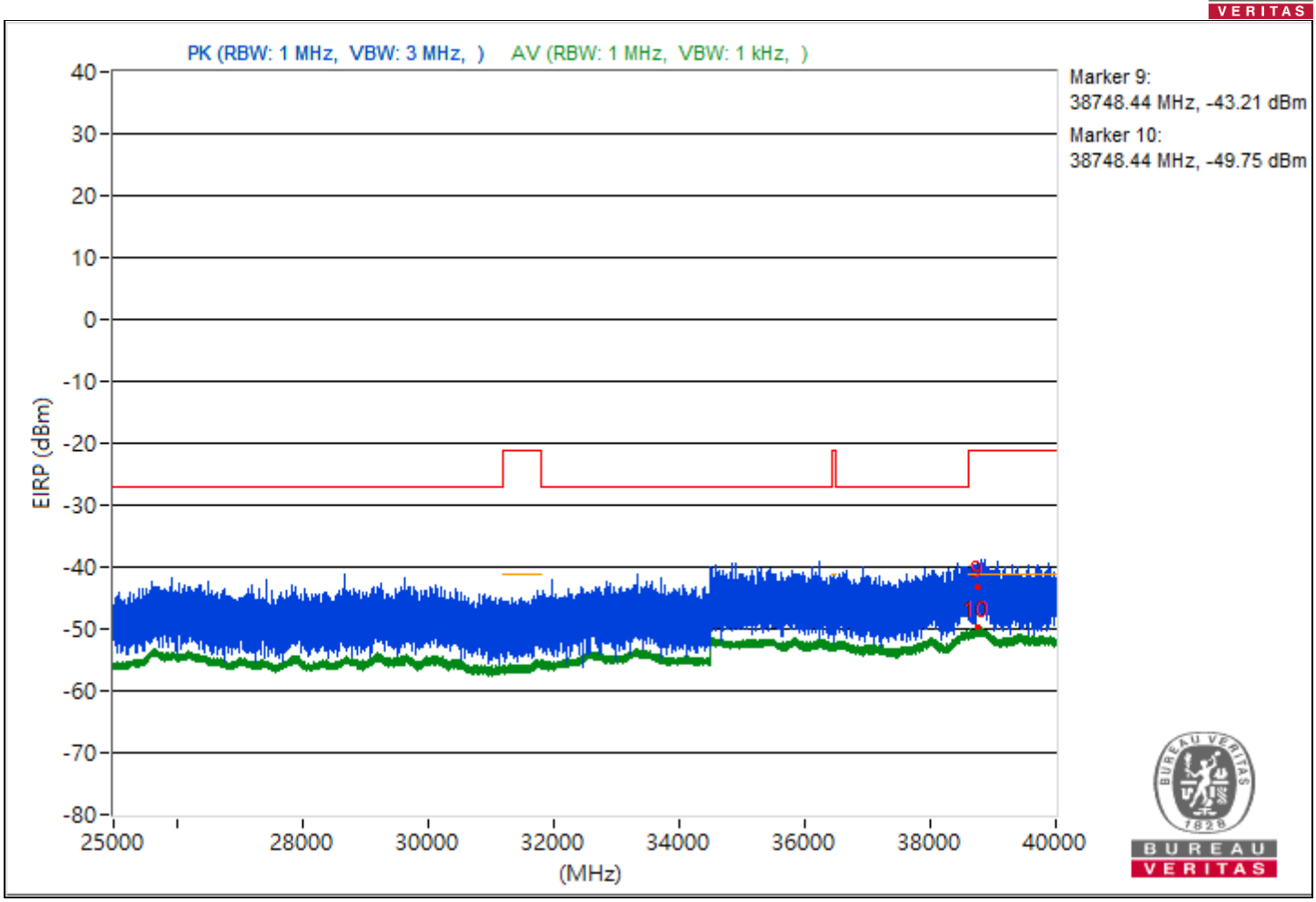
PK (RBW: 1 MHz, VBW: 3 MHz,)
AV (RBW: 1 MHz, VBW: 1 kHz,)
Marker 9:
38748.44 MHz, -43.21 dBm
Marker 10:
38748.44 MHz, -49.75 dBm
EIRP (dBm)
40
30
20
10
0
-10
-20
-30
-40
-50
-60
-70
-80
25000
28000
30000
32000
34000
36000
38000
40000
(MHz)
9
10

RF Mode	802.11be (EHT20) 106+26-tone MRU	Channel	CH 165：5825 MHz
Frequency Range	1 GHz ~ 40 GHz	Environmental Conditions	19°C, 62% RH
Tested By	Henry Hsu		

Conducted Unwanted Emissions							
No.	Frequency (MHz)	Emission Level (dBuV/m)	Limit (dBuV/m)	Margin (dB)	Raw Value Chain 0 (dBm)	Correction Factor (dB)	EIRP Level (dBm)
1	4659.91	48.93 PK	74	-25.07	-54.7	8.37	-46.33
2	4659.91	45 AV	54	-9	-58.63	8.37	-50.26
3	11641.87	57.26 PK	74	-16.74	-46.37	8.37	-38
4	11641.87	48.16 AV	54	-5.84	-55.47	8.37	-47.1
5	18987.7	43.91 PK	74	-30.09	-59.72	8.37	-51.35
6	18987.7	38.95 AV	54	-15.05	-64.68	8.37	-56.31
7	23791.5	46.4 PK	74	-27.6	-57.23	8.37	-48.86
8	23791.5	40.9 AV	54	-13.1	-62.73	8.37	-54.36
9	38798.84	52.92 PK	74	-21.08	-50.71	8.37	-42.34
10	38798.84	45.46 AV	54	-8.54	-58.17	8.37	-49.8

Note: Margin value = Emission Level - Limit value

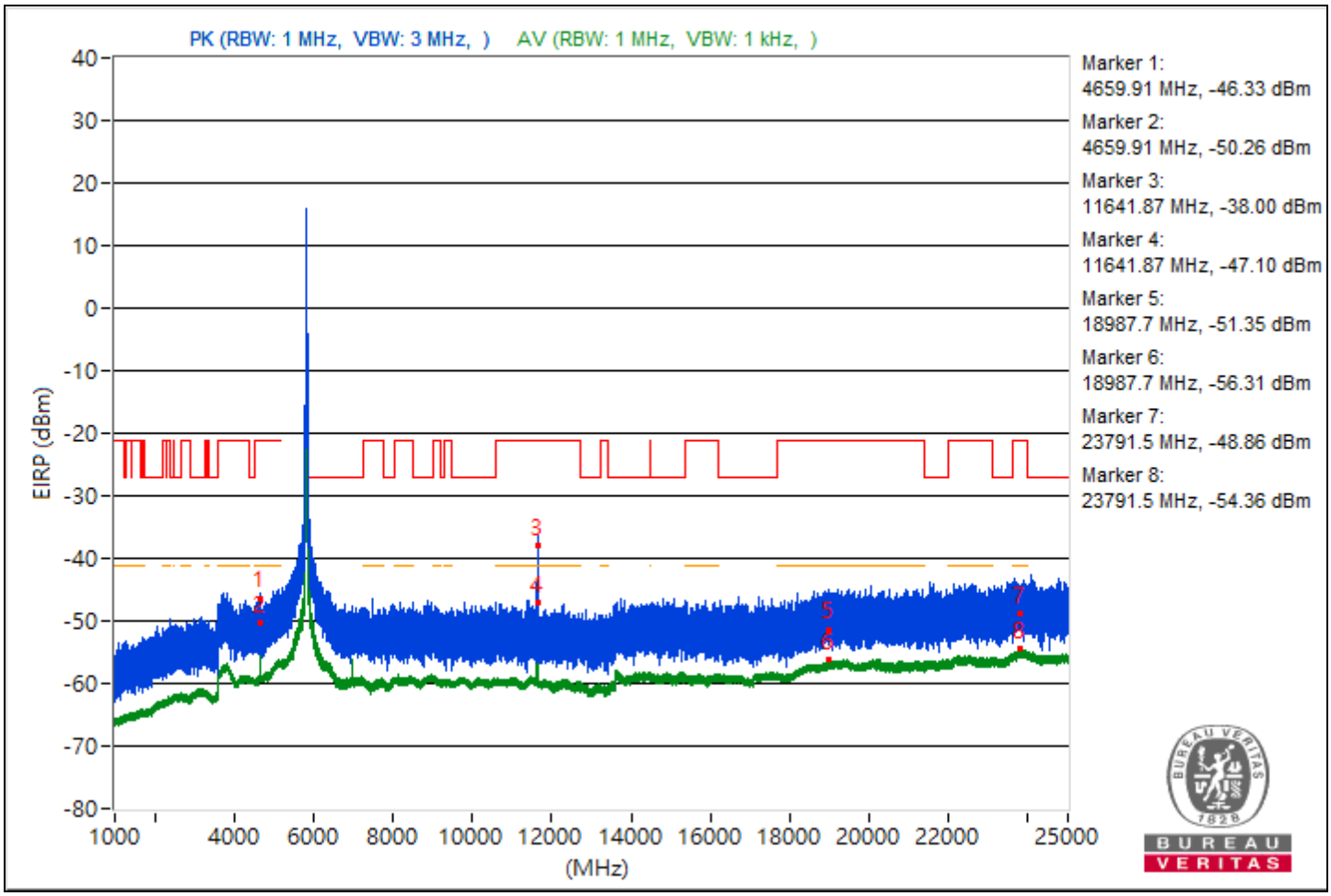

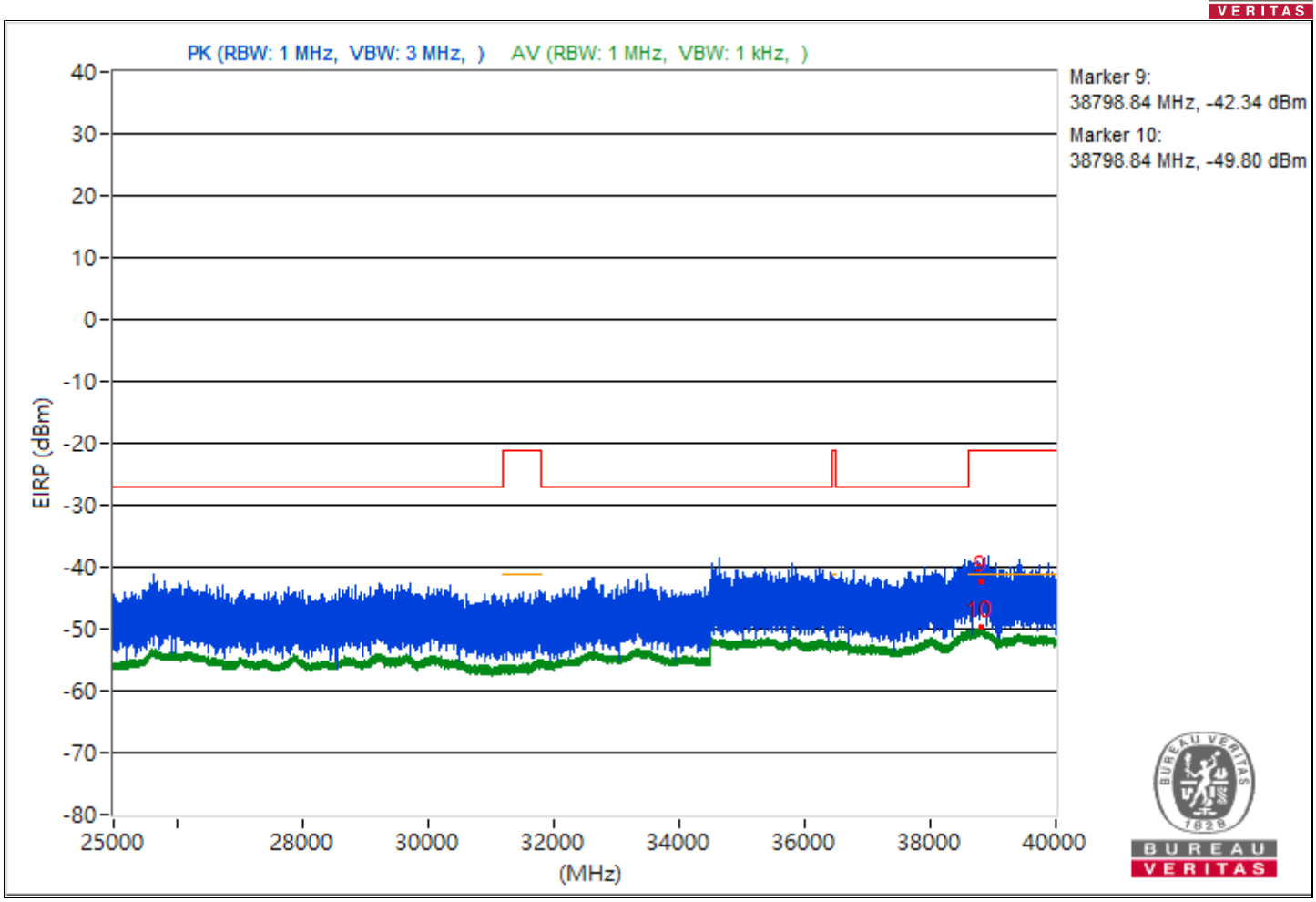
PK (RBW: 1 MHz, VBW: 3 MHz,)
AV (RBW: 1 MHz, VBW: 1 kHz,)
Marker 9:
38798.84 MHz, -42.34 dBm
Marker 10:
38798.84 MHz, -49.80 dBm
EIRP (dBm)
40
30
20
10
0
-10
-20
-30
-40
-50
-60
-70
-80
25000
28000
30000
32000
34000
36000
38000
40000
(MHz)
9
10

RF Mode	802.11be (EHT80) 484+242-tone MRU	Channel	CH 42：5210 MHz
Frequency Range	1 GHz ~ 40 GHz	Environmental Conditions	19°C, 62% RH
Tested By	Henry Hsu		

Conducted Unwanted Emissions							
No.	Frequency (MHz)	Emission Level (dBuV/m)	Limit (dBuV/m)	Margin (dB)	Raw Value Chain 0 (dBm)	Correction Factor (dB)	EIRP Level (dBm)
1	5099.51	55.71 PK	74	-18.29	-47.92	8.37	-39.55
2	5099.51	46.96 AV	54	-7.04	-56.67	8.37	-48.3
3	8335.91	47.32 PK	74	-26.68	-56.31	8.37	-47.94
4	8335.91	42.48 AV	54	-11.52	-61.15	8.37	-52.78
5	18982.4	50.01 PK	74	-23.99	-53.62	8.37	-45.25
6	18982.4	38.61 AV	54	-15.39	-65.02	8.37	-56.65
7	23839.1	46.21 PK	74	-27.79	-57.42	8.37	-49.05
8	23839.1	40.84 AV	54	-13.16	-62.79	8.37	-54.42
9	38754.13	52.99 PK	74	-21.01	-50.64	8.37	-42.27
10	38754.13	45.4 AV	54	-8.6	-58.23	8.37	-49.86

Note: Margin value = Emission Level - Limit value

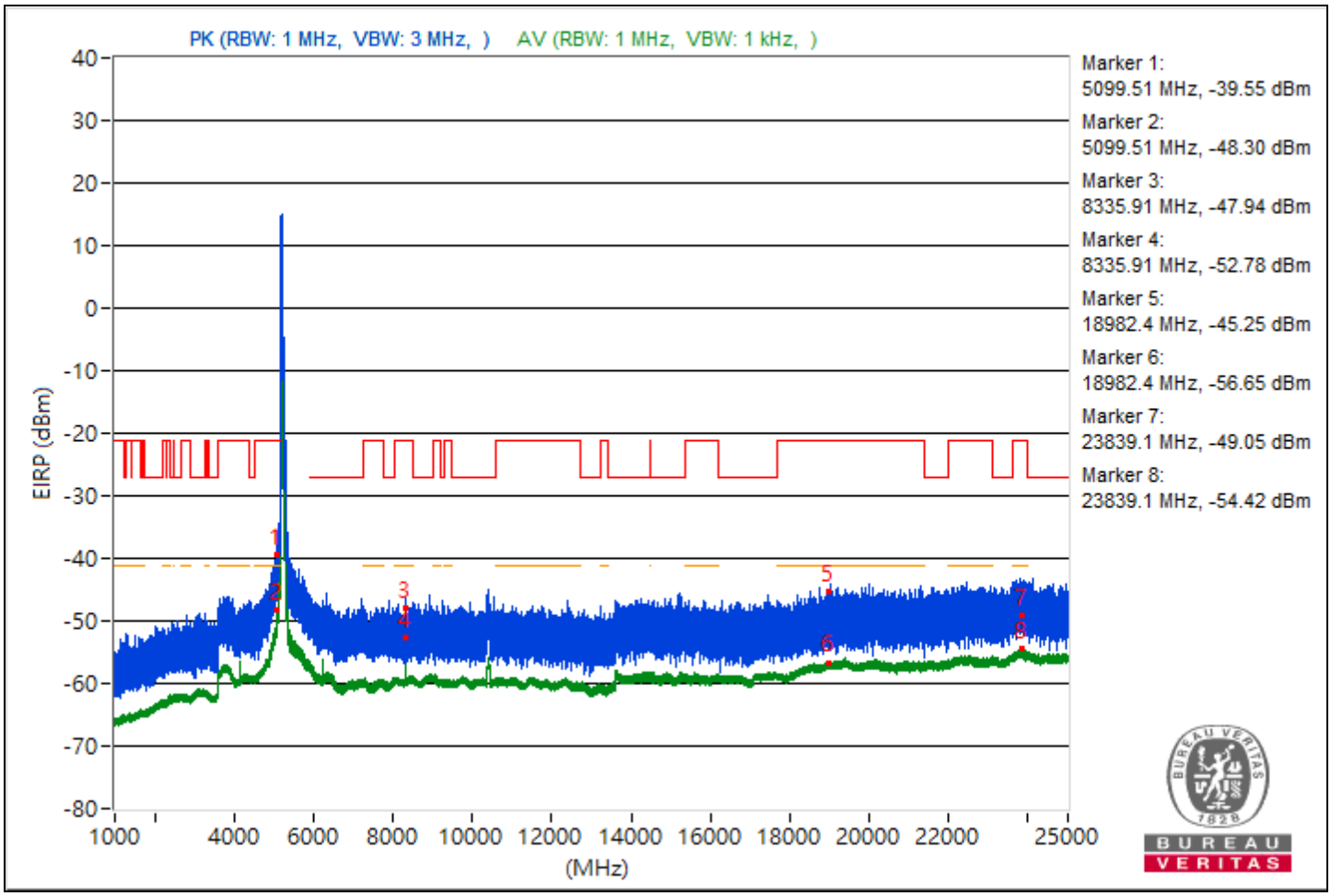

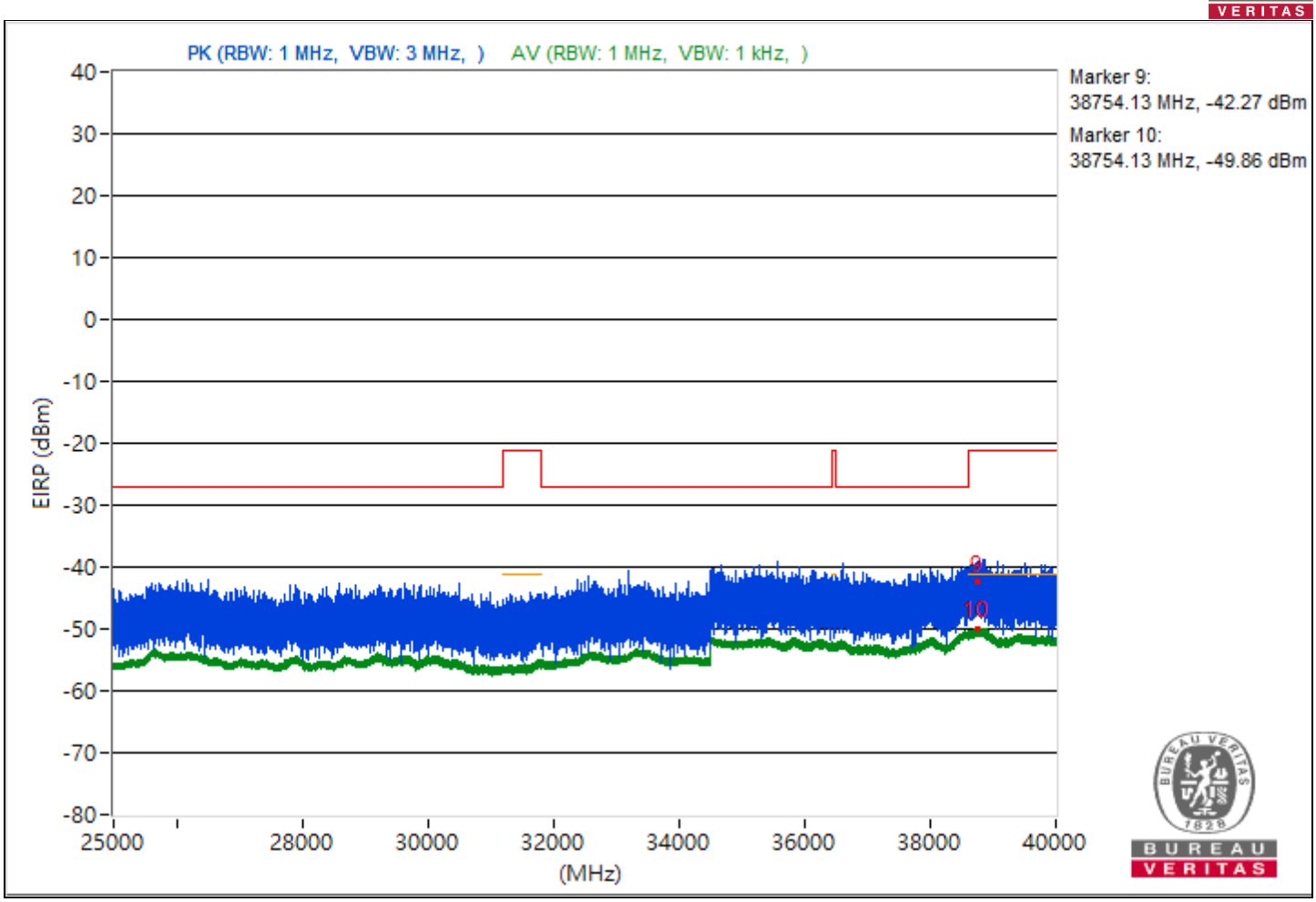
PK (RBW: 1 MHz, VBW: 3 MHz,)
AV (RBW: 1 MHz, VBW: 1 kHz,)
Marker 9:
38754.13 MHz, -42.27 dBm
Marker 10:
38754.13 MHz, -49.86 dBm
EIRP (dBm)
40
30
20
10
0
-10
-20
-30
-40
-50
-60
-70
-80
25000
28000
30000
32000
34000
36000
38000
40000
(MHz)
9
10

RF Mode	802.11be (EHT80) 484+242-tone MRU	Channel	CH 58：5290 MHz
Frequency Range	1 GHz ~ 40 GHz	Environmental Conditions	19°C, 62% RH
Tested By	Henry Hsu		

Conducted Unwanted Emissions							
No.	Frequency (MHz)	Emission Level (dBuV/m)	Limit (dBuV/m)	Margin (dB)	Raw Value Chain 0 (dBm)	Correction Factor (dB)	EIRP Level (dBm)
1	5088	49.88 PK	74	-24.12	-53.75	8.37	-45.38
2	5088	43.58 AV	54	-10.42	-60.05	8.37	-51.68
3	8463.91	47.3 PK	74	-26.7	-56.33	8.37	-47.96
4	8463.91	41.6 AV	54	-12.4	-62.03	8.37	-53.66
5	18997.1	45.14 PK	74	-28.86	-58.49	8.37	-50.12
6	18997.1	38.78 AV	54	-15.22	-64.85	8.37	-56.48
7	23872.7	47.13 PK	74	-26.87	-56.5	8.37	-48.13
8	23872.7	40.93 AV	54	-13.07	-62.7	8.37	-54.33
9	38802.04	49.22 PK	74	-24.78	-54.41	8.37	-46.04
10	38802.04	45.41 AV	54	-8.59	-58.22	8.37	-49.85

Note: Margin value = Emission Level - Limit value

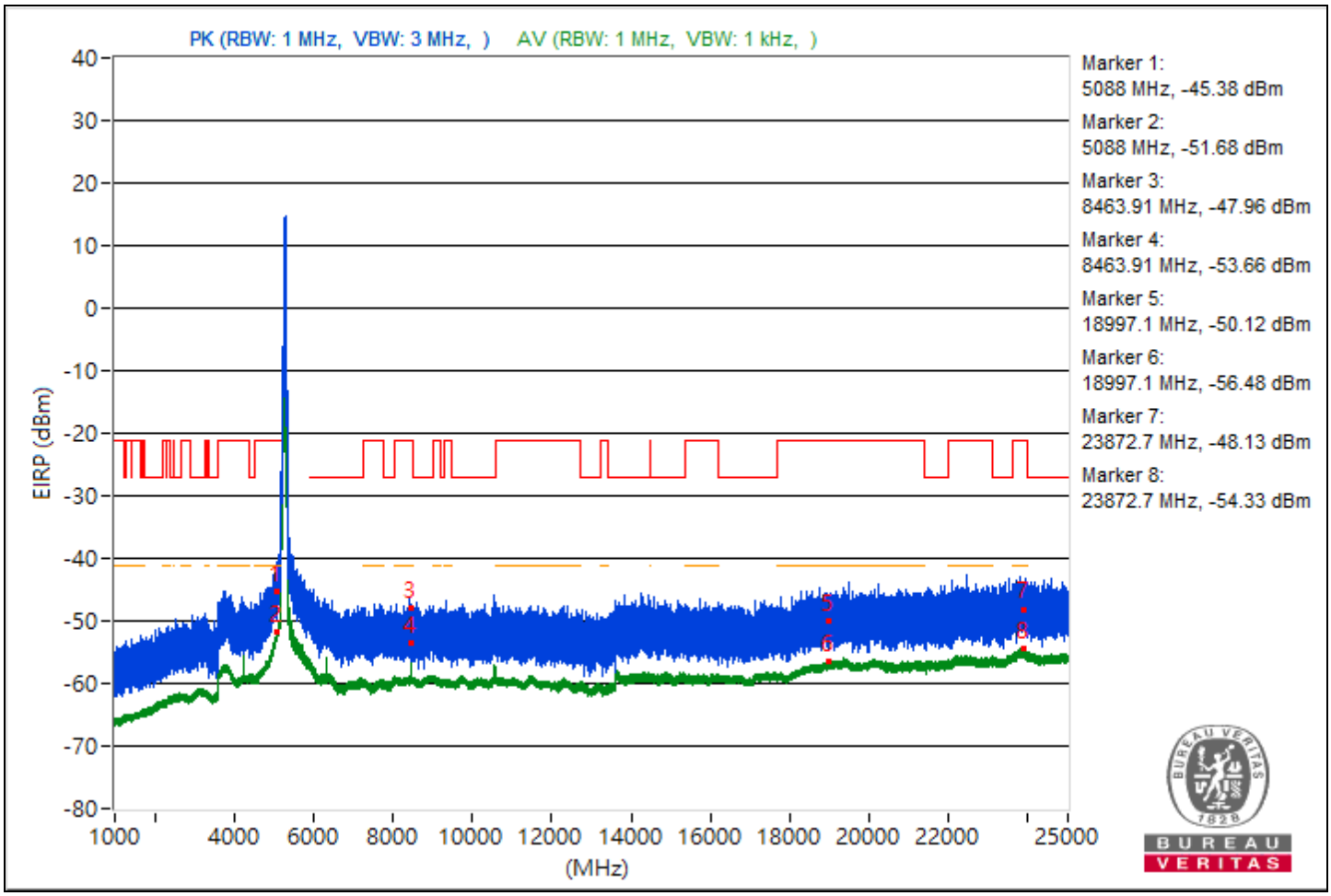

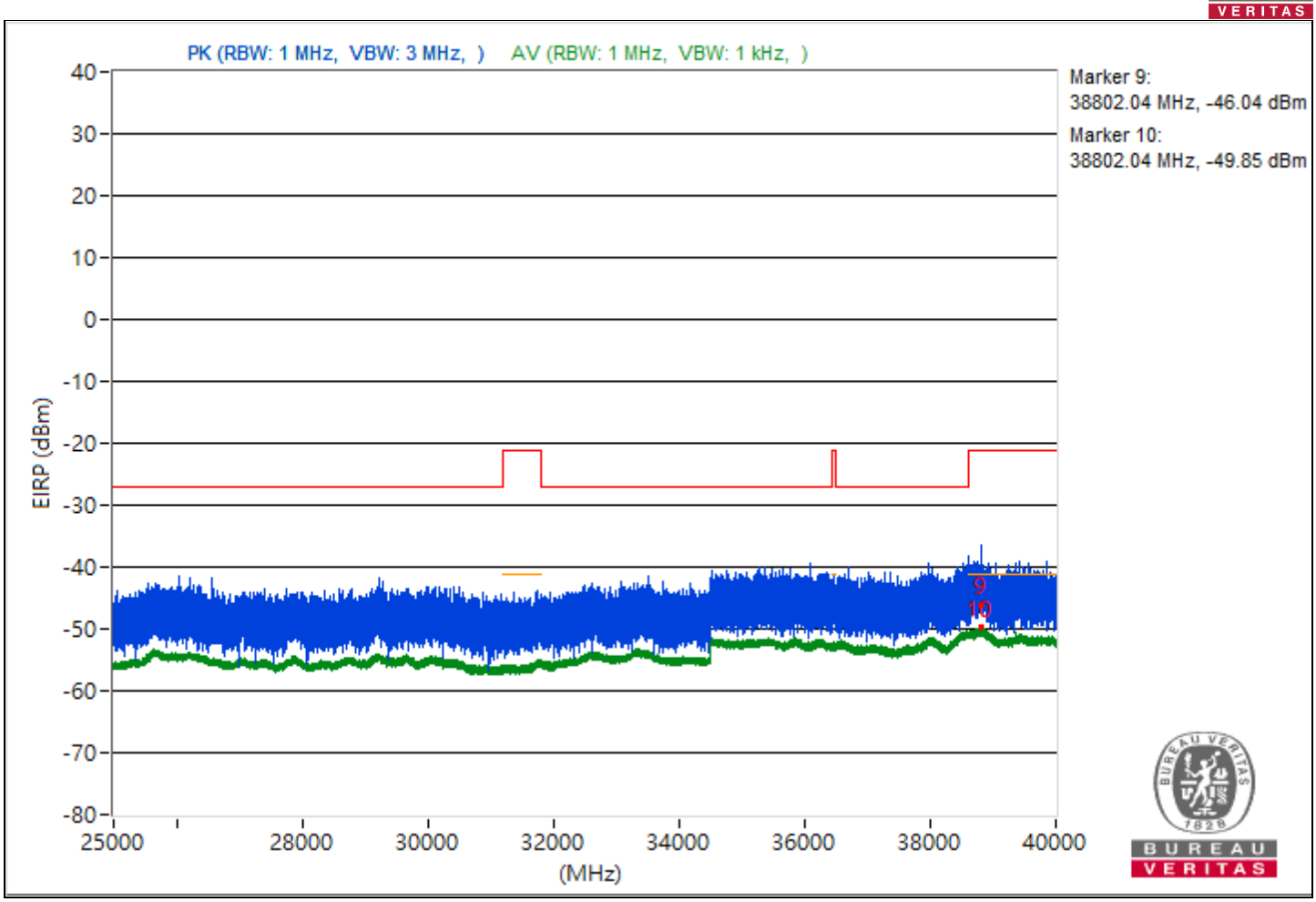
PK (RBW: 1 MHz, VBW: 3 MHz,)
AV (RBW: 1 MHz, VBW: 1 kHz,)
Marker 9:
38802.04 MHz, -46.04 dBm
Marker 10:
38802.04 MHz, -49.85 dBm
EIRP (dBm)
40
30
20
10
0
-10
-20
-30
-40
-50
-60
-70
-80
25000
28000
30000
32000
34000
36000
38000
40000
(MHz)
9
10

RF Mode	802.11be (EHT80) 484+242-tone MRU	Channel	CH 106：5530 MHz
Frequency Range	1 GHz ~ 40 GHz	Environmental Conditions	19°C, 62% RH
Tested By	Henry Hsu		

Conducted Unwanted Emissions							
No.	Frequency (MHz)	Emission Level (dBuV/m)	Limit (dBuV/m)	Margin (dB)	Raw Value Chain 0 (dBm)	Correction Factor (dB)	EIRP Level (dBm)
1	5096.24	49.72 PK	74	-24.28	-53.91	8.37	-45.54
2	5096.24	40.82 AV	54	-13.18	-62.81	8.37	-54.44
3	11041.42	44.06 PK	74	-29.94	-59.57	8.37	-51.2
4	11041.42	37.72 AV	54	-16.28	-65.91	8.37	-57.54
5	18970.4	44.03 PK	74	-29.97	-59.6	8.37	-51.23
6	18970.4	38.64 AV	54	-15.36	-64.99	8.37	-56.62
7	23852.9	50.05 PK	74	-23.95	-53.58	8.37	-45.21
8	23852.9	40.75 AV	54	-13.25	-62.88	8.37	-54.51
9	38762.49	50.15 PK	74	-23.85	-53.48	8.37	-45.11
10	38762.49	45.42 AV	54	-8.58	-58.21	8.37	-49.84

Note: Margin value = Emission Level - Limit value

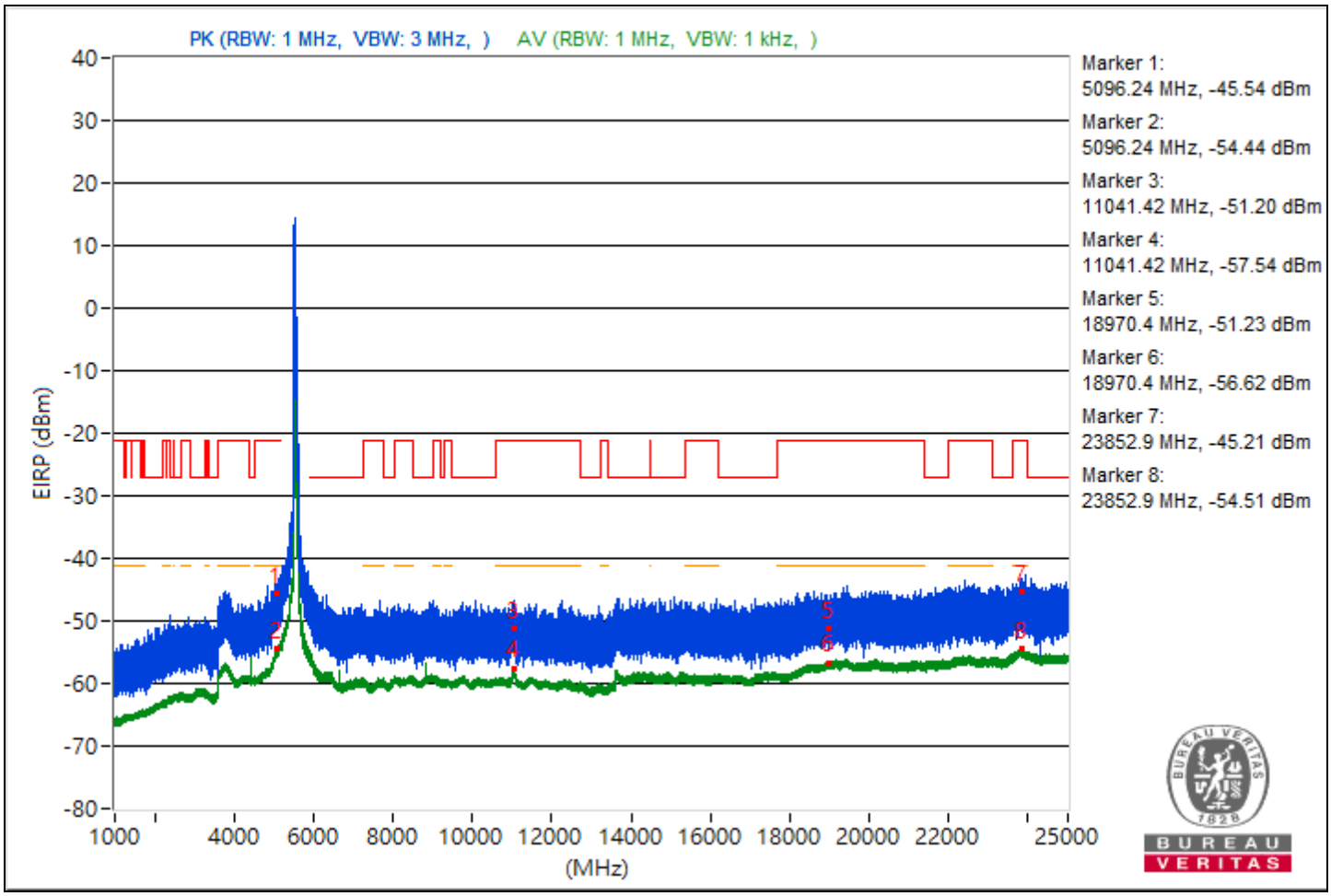

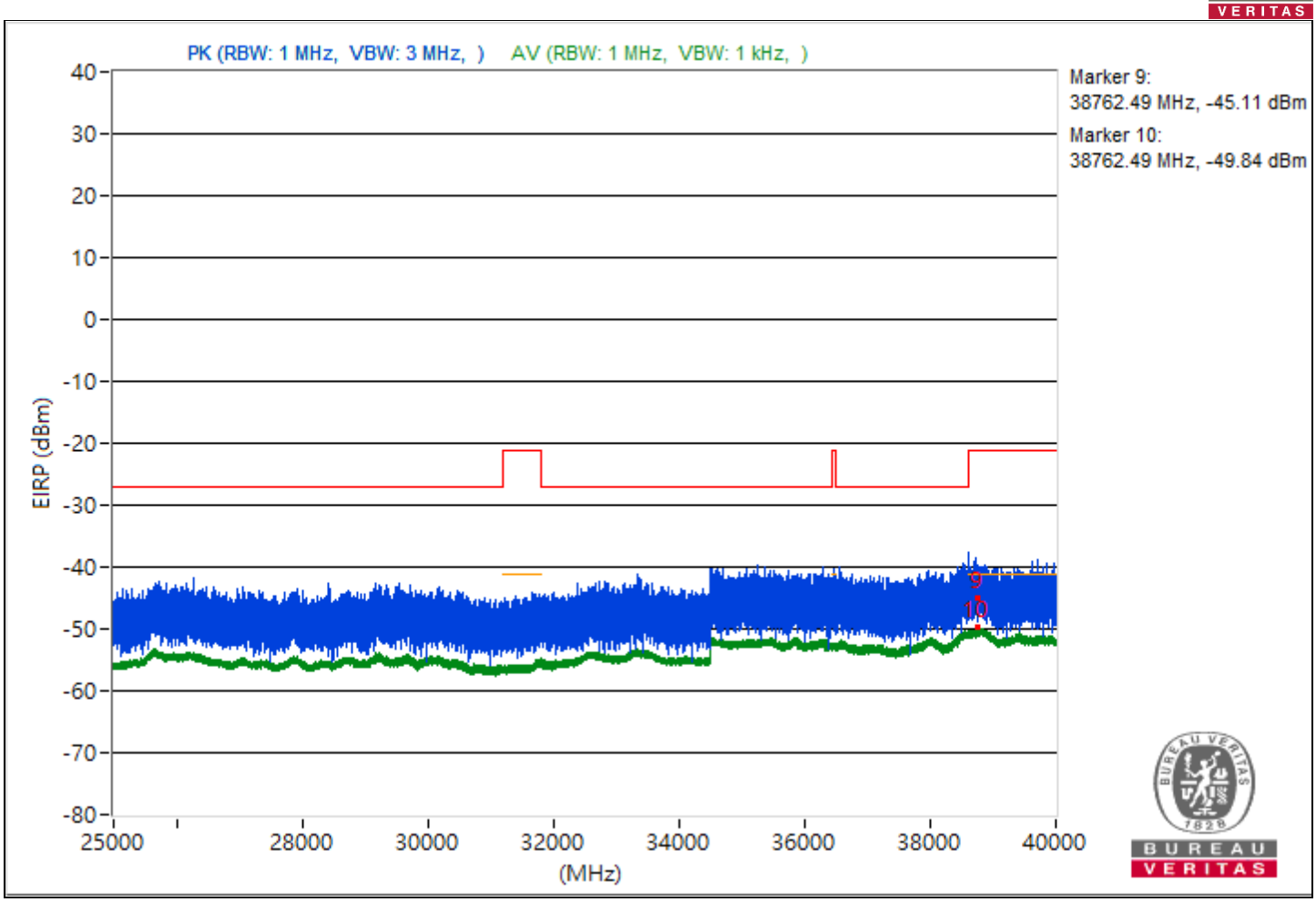
PK (RBW: 1 MHz, VBW: 3 MHz,)
AV (RBW: 1 MHz, VBW: 1 kHz,)
Marker 9:
38762.49 MHz, -45.11 dBm
Marker 10:
38762.49 MHz, -49.84 dBm
EIRP (dBm)
40
30
20
10
0
-10
-20
-30
-40
-50
-60
-70
-80
25000
28000
30000
32000
34000
36000
38000
40000
(MHz)
9
10

RF Mode	802.11be (EHT80) 484+242-tone MRU	Channel	CH 122：5610 MHz
Frequency Range	1 GHz ~ 40 GHz	Environmental Conditions	19°C, 62% RH
Tested By	Henry Hsu		

Conducted Unwanted Emissions							
No.	Frequency (MHz)	Emission Level (dBuV/m)	Limit (dBuV/m)	Margin (dB)	Raw Value Chain 0 (dBm)	Correction Factor (dB)	EIRP Level (dBm)
1	5094.61	47.52 PK	74	-26.48	-56.11	8.37	-47.74
2	5094.61	40.27 AV	54	-13.73	-63.36	8.37	-54.99
3	11210.84	44.3 PK	74	-29.7	-59.33	8.37	-50.96
4	11210.84	38.51 AV	54	-15.49	-65.12	8.37	-56.75
5	18968.3	44.72 PK	74	-29.28	-58.91	8.37	-50.54
6	18968.3	38.63 AV	54	-15.37	-65	8.37	-56.63
7	23824.7	46.56 PK	74	-27.44	-57.07	8.37	-48.7
8	23824.7	40.71 AV	54	-13.29	-62.92	8.37	-54.55
9	38813.6	54.12 PK	74	-19.88	-49.51	8.37	-41.14
10	38813.6	45.37 AV	54	-8.63	-58.26	8.37	-49.89

Note: Margin value = Emission Level - Limit value

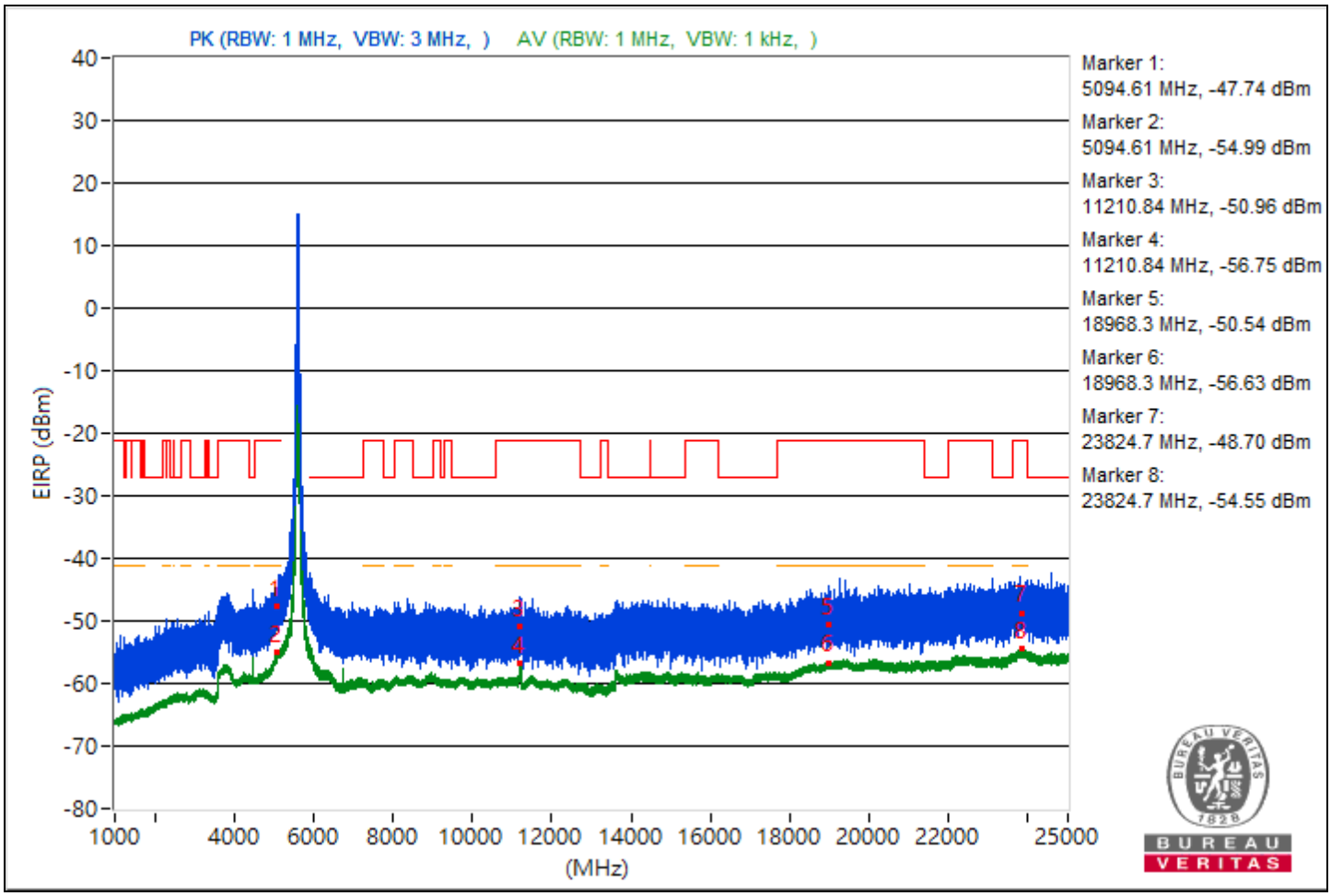

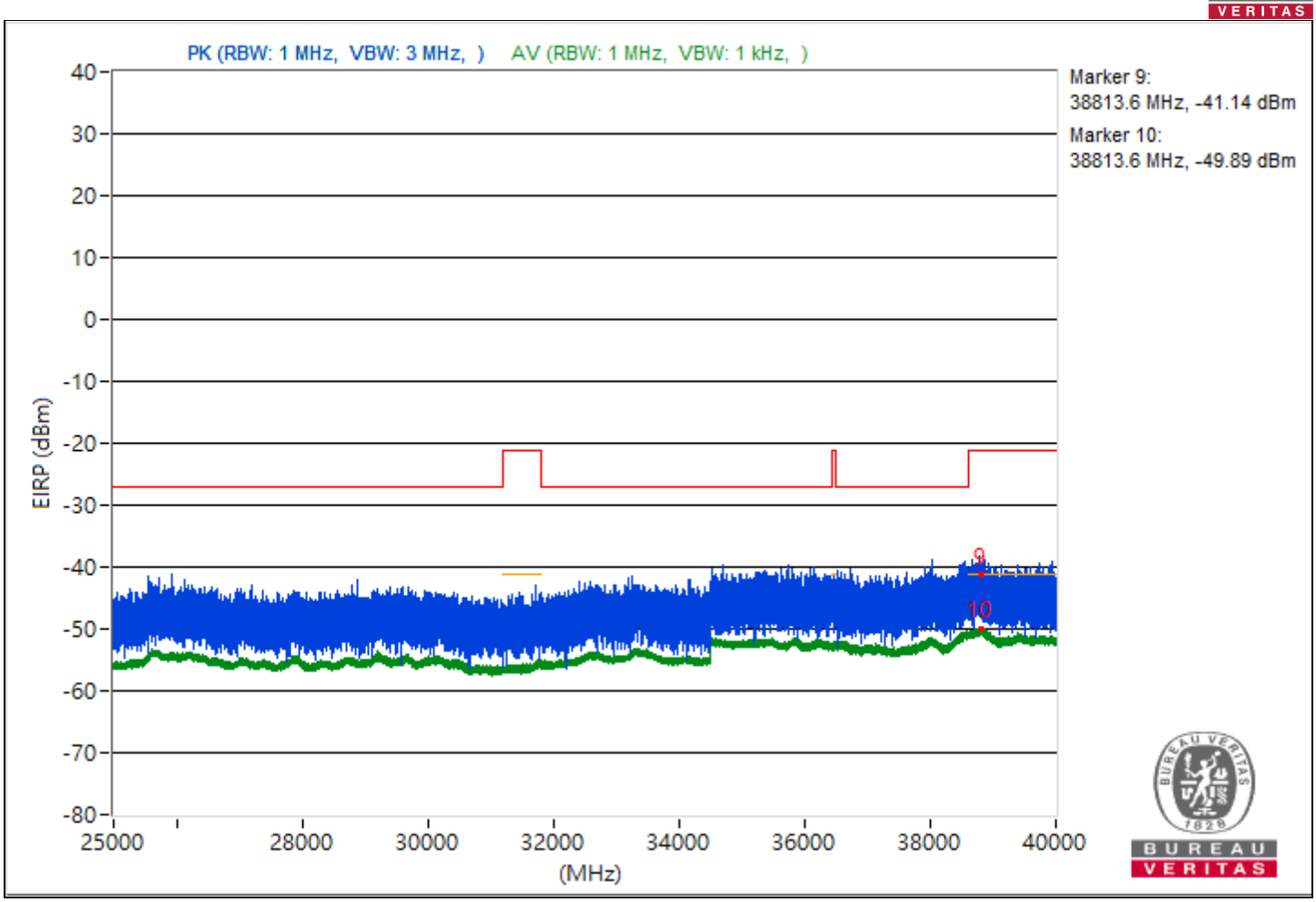
PK (RBW: 1 MHz, VBW: 3 MHz,)
AV (RBW: 1 MHz, VBW: 1 kHz,)
Marker 9:
38813.6 MHz, -41.14 dBm
Marker 10:
38813.6 MHz, -49.89 dBm
EIRP (dBm)
40
30
20
10
0
-10
-20
-30
-40
-50
-60
-70
-80
25000
28000
30000
32000
34000
36000
38000
40000
(MHz)
9
10

RF Mode	802.11be (EHT80) 484+242-tone MRU	Channel	CH 138：5690 MHz
Frequency Range	1 GHz ~ 40 GHz	Environmental Conditions	19°C, 62% RH
Tested By	Henry Hsu		

Conducted Unwanted Emissions							
No.	Frequency (MHz)	Emission Level (dBuV/m)	Limit (dBuV/m)	Margin (dB)	Raw Value Chain 0 (dBm)	Correction Factor (dB)	EIRP Level (dBm)
1	4551.96	49.63 PK	74	-24.37	-54	8.37	-45.63
2	4551.96	43.49 AV	54	-10.51	-60.14	8.37	-51.77
3	9029.07	44.93 PK	74	-29.07	-58.7	8.37	-50.33
4	9029.07	36.6 AV	54	-17.4	-67.03	8.37	-58.66
5	18978.9	45.9 PK	74	-28.1	-57.73	8.37	-49.36
6	18978.9	38.76 AV	54	-15.24	-64.87	8.37	-56.5
7	23825.6	46.43 PK	74	-27.57	-57.2	8.37	-48.83
8	23825.6	40.77 AV	54	-13.23	-62.86	8.37	-54.49
9	38812.8	51.43 PK	74	-22.57	-52.2	8.37	-43.83
10	38812.8	45.57 AV	54	-8.43	-58.06	8.37	-49.69

Note: Margin value = Emission Level - Limit value

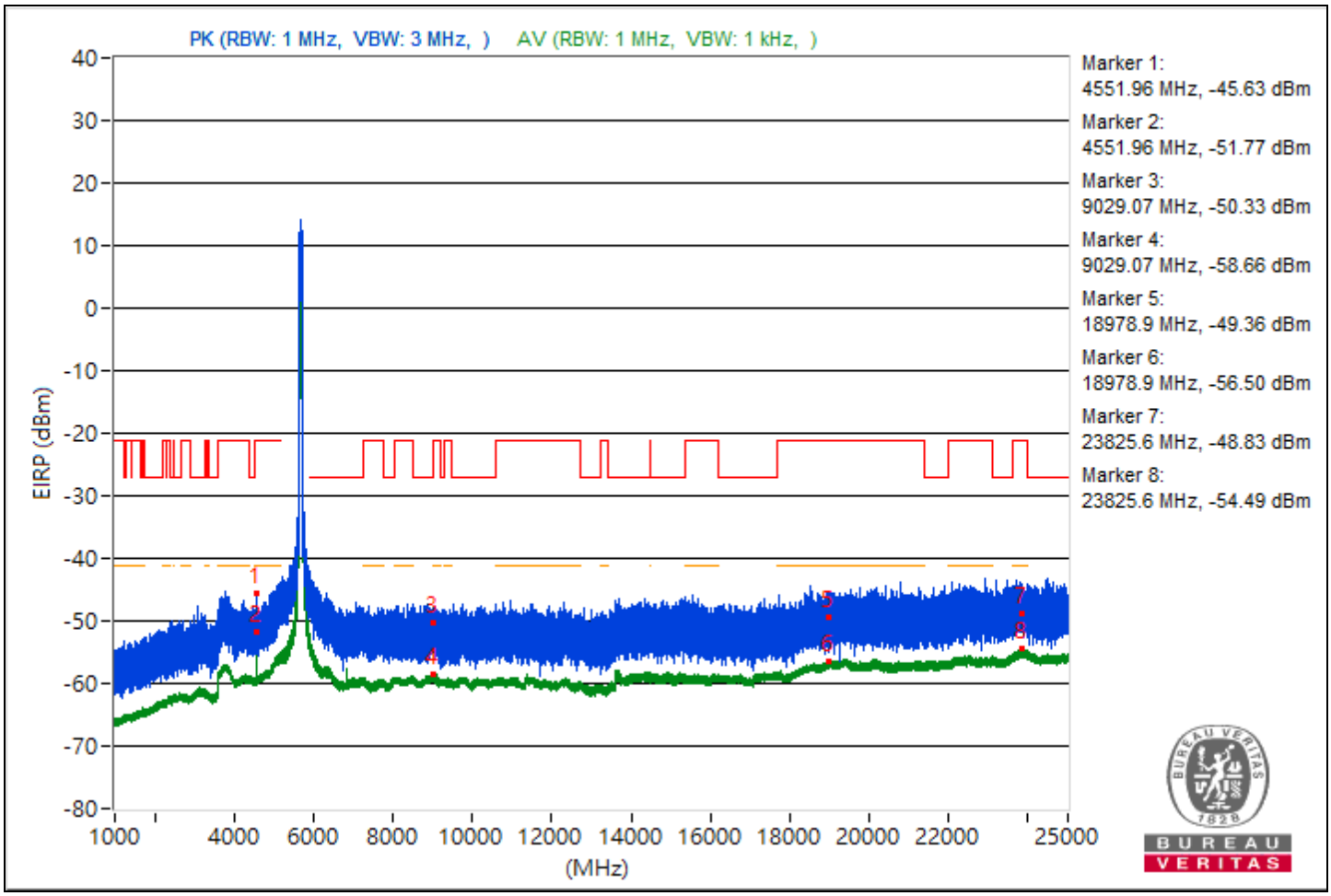

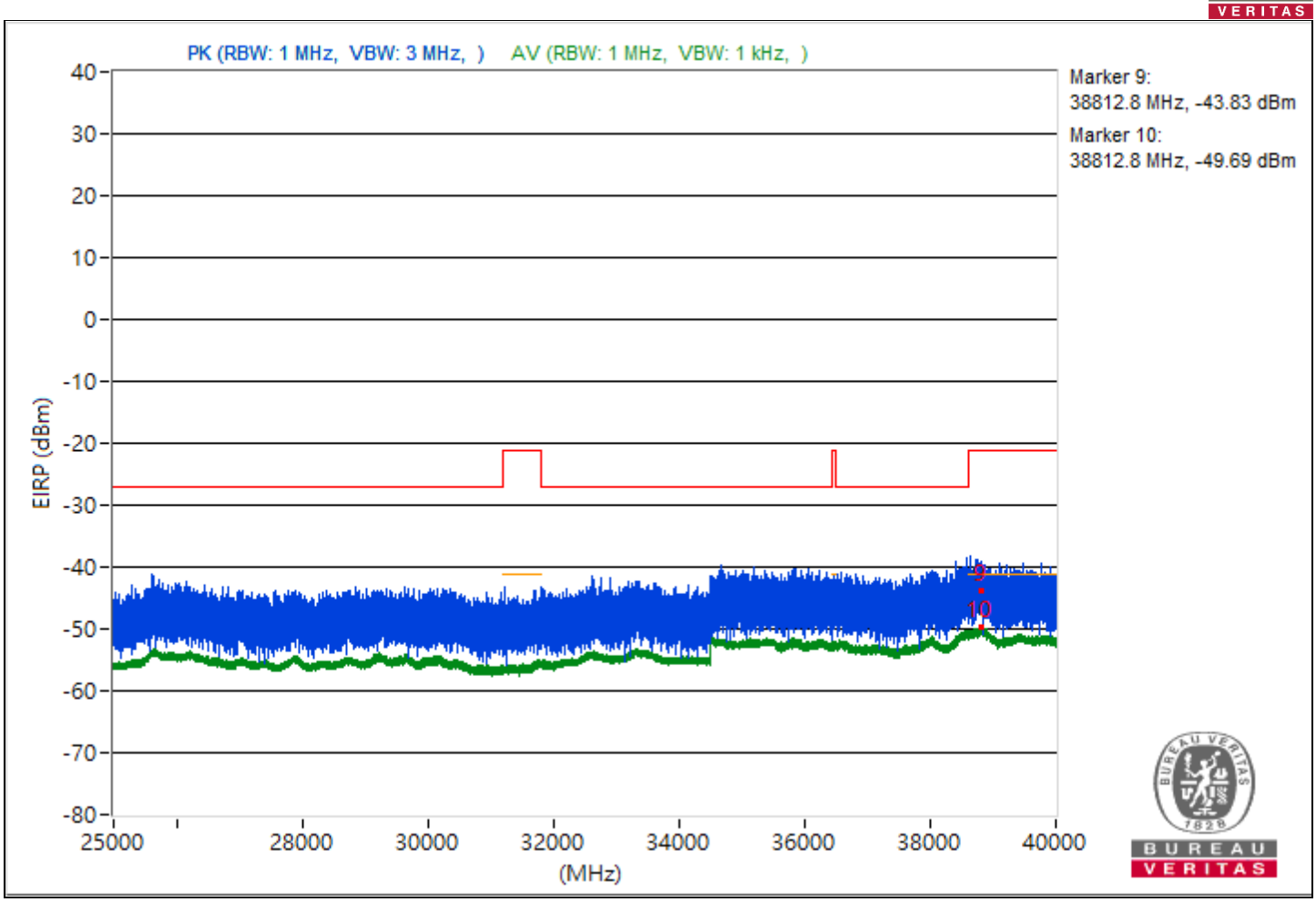
PK (RBW: 1 MHz, VBW: 3 MHz,)
AV (RBW: 1 MHz, VBW: 1 kHz,)
Marker 9:
38812.8 MHz, -43.83 dBm
Marker 10:
38812.8 MHz, -49.69 dBm
EIRP (dBm)
40
30
20
10
0
-10
-20
-30
-40
-50
-60
-70
-80
25000
28000
30000
32000
34000
36000
38000
40000
(MHz)
9
10

RF Mode	802.11be (EHT80) 484+242-tone MRU	Channel	CH 155：5775 MHz
Frequency Range	1 GHz ~ 40 GHz	Environmental Conditions	19°C, 62% RH
Tested By	Henry Hsu		

Conducted Unwanted Emissions							
No.	Frequency (MHz)	Emission Level (dBuV/m)	Limit (dBuV/m)	Margin (dB)	Raw Value Chain 0 (dBm)	Correction Factor (dB)	EIRP Level (dBm)
1	4620.09	48.62 PK	74	-25.38	-55.01	8.37	-46.64
2	4620.09	43.48 AV	54	-10.52	-60.15	8.37	-51.78
3	11549.96	42.9 PK	74	-31.1	-60.73	8.37	-52.36
4	11549.96	38.61 AV	54	-15.39	-65.02	8.37	-56.65
5	18979.2	45.94 PK	74	-28.06	-57.69	8.37	-49.32
6	18979.2	38.64 AV	54	-15.36	-64.99	8.37	-56.62
7	23796.1	48.21 PK	74	-25.79	-55.42	8.37	-47.05
8	23796.1	40.74 AV	54	-13.26	-62.89	8.37	-54.52
9	38798.04	51.11 PK	74	-22.89	-52.52	8.37	-44.15
10	38798.04	45.51 AV	54	-8.49	-58.12	8.37	-49.75

Note: Margin value = Emission Level - Limit value

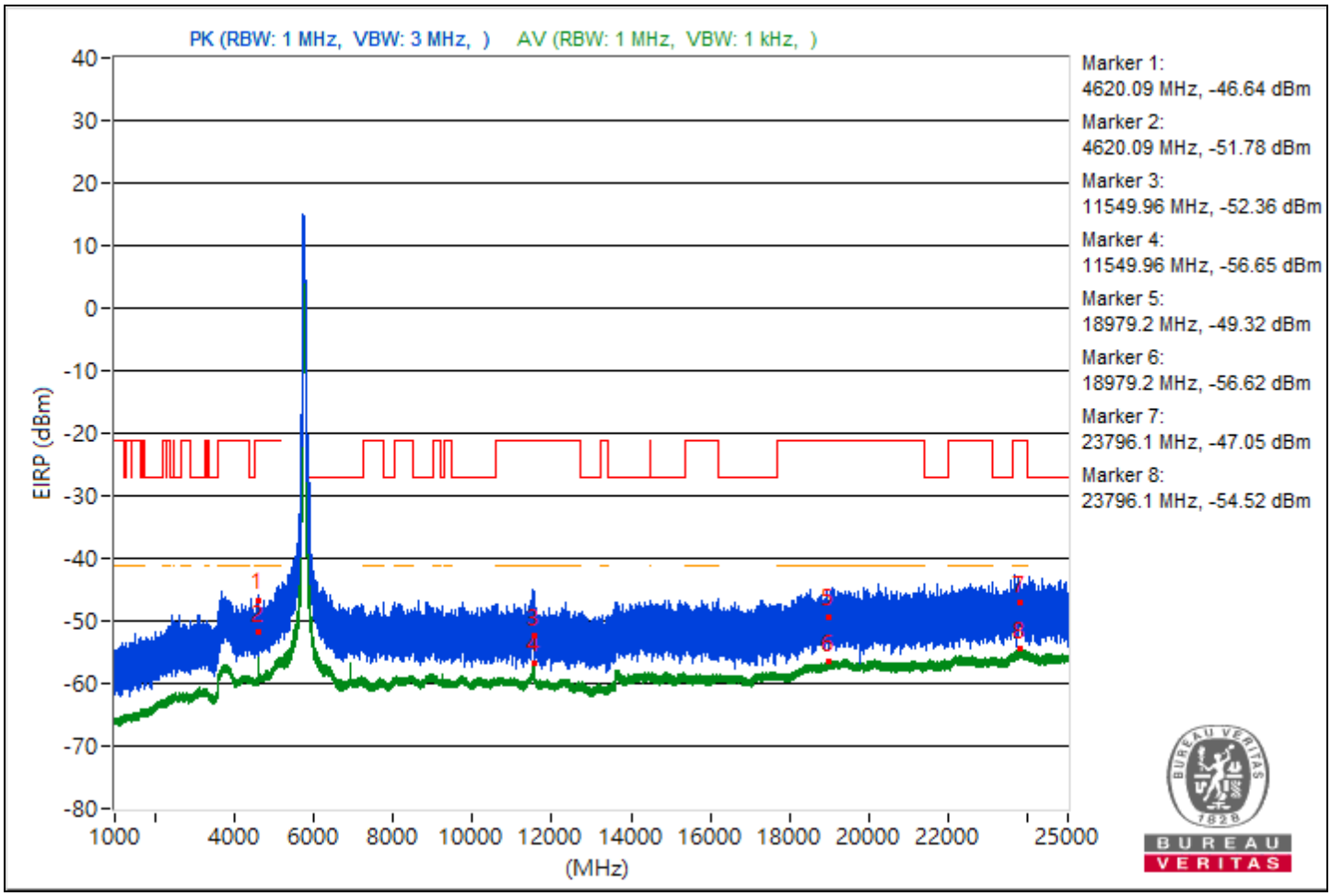

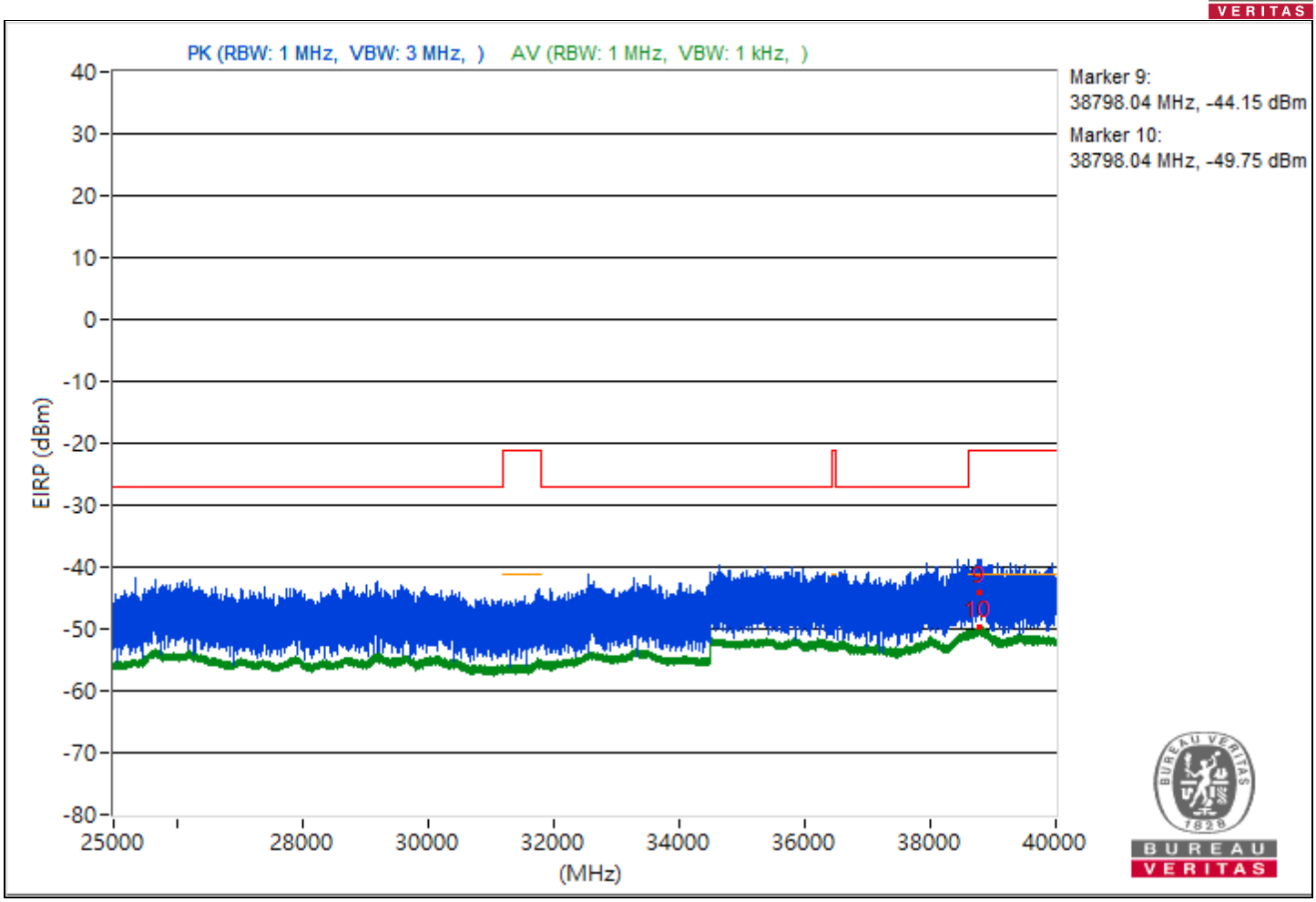
PK (RBW: 1 MHz, VBW: 3 MHz,)
AV (RBW: 1 MHz, VBW: 1 kHz,)
Marker 9:
38798.04 MHz, -44.15 dBm
Marker 10:
38798.04 MHz, -49.75 dBm
EIRP (dBm)
40
30
20
10
0
-10
-20
-30
-40
-50
-60
-70
-80
25000
28000
30000
32000
34000
36000
38000
40000
(MHz)
9
10

RF Mode	802.11be (EHT160) 996+484-tone MRU	Channel	CH 50：5250 MHz
Frequency Range	1 GHz ~ 40 GHz	Environmental Conditions	19°C, 62% RH
Tested By	Henry Hsu		

Conducted Unwanted Emissions							
No.	Frequency (MHz)	Emission Level (dBuV/m)	Limit (dBuV/m)	Margin (dB)	Raw Value Chain 0 (dBm)	Correction Factor (dB)	EIRP Level (dBm)
1	5097.33	52.27 PK	74	-21.73	-51.36	8.37	-42.99
2	5097.33	46.13 AV	54	-7.87	-57.5	8.37	-49.13
3	8400	47.76 PK	74	-26.24	-55.87	8.37	-47.5
4	8400	42.7 AV	54	-11.3	-60.93	8.37	-52.56
5	18975	45.47 PK	74	-28.53	-58.16	8.37	-49.79
6	18975	38.67 AV	54	-15.33	-64.96	8.37	-56.59
7	23785.5	49.64 PK	74	-24.36	-53.99	8.37	-45.62
8	23785.5	40.72 AV	54	-13.28	-62.91	8.37	-54.54
9	38795.73	50.94 PK	74	-23.06	-52.69	8.37	-44.32
10	38795.73	45.38 AV	54	-8.62	-58.25	8.37	-49.88

Note: Margin value = Emission Level - Limit value

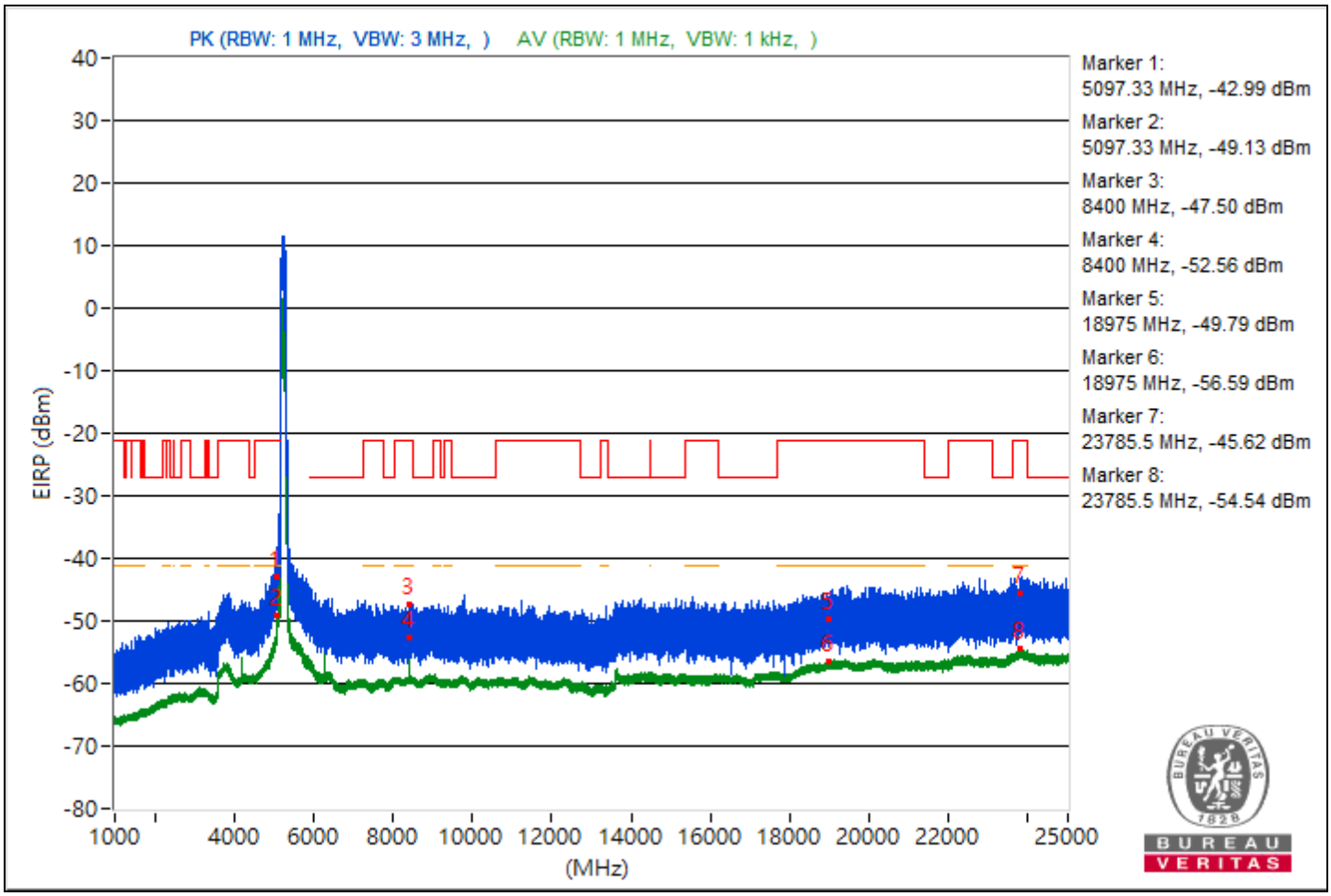

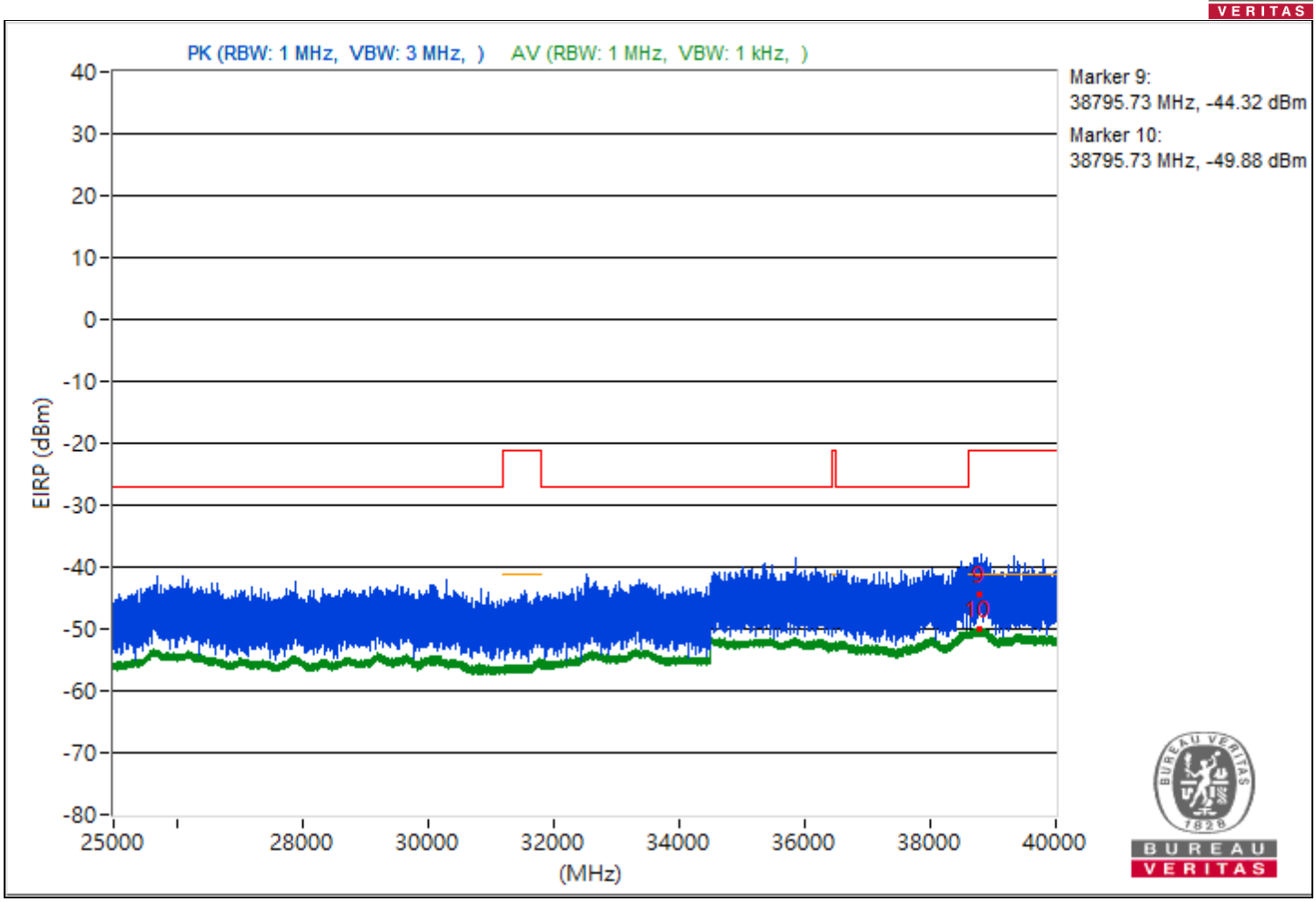
PK (RBW: 1 MHz, VBW: 3 MHz,)
AV (RBW: 1 MHz, VBW: 1 kHz,)
Marker 9:
38795.73 MHz, -44.32 dBm
Marker 10:
38795.73 MHz, -49.88 dBm
EIRP (dBm)
40
30
20
10
0
-10
-20
-30
-40
-50
-60
-70
-80
25000
28000
30000
32000
34000
36000
38000
40000
(MHz)
9
10

RF Mode	802.11be (EHT160) 996+484-tone MRU	Channel	CH 114：5570 MHz
Frequency Range	1 GHz ~ 40 GHz	Environmental Conditions	19°C, 62% RH
Tested By	Henry Hsu		

Conducted Unwanted Emissions							
No.	Frequency (MHz)	Emission Level (dBuV/m)	Limit (dBuV/m)	Margin (dB)	Raw Value Chain 0 (dBm)	Correction Factor (dB)	EIRP Level (dBm)
1	5090.96	50.19 PK	74	-23.81	-53.44	8.37	-45.07
2	5090.96	40.82 AV	54	-13.18	-62.81	8.37	-54.44
3	9025.78	45 PK	74	-29	-58.63	8.37	-50.26
4	9025.78	36.61 AV	54	-17.39	-67.02	8.37	-58.65
5	18989.8	46.23 PK	74	-27.77	-57.4	8.37	-49.03
6	18989.8	38.6 AV	54	-15.4	-65.03	8.37	-56.66
7	23801.2	47.98 PK	74	-26.02	-55.65	8.37	-47.28
8	23801.2	40.76 AV	54	-13.24	-62.87	8.37	-54.5
9	38837.33	52.84 PK	74	-21.16	-50.79	8.37	-42.42
10	38837.33	45.5 AV	54	-8.5	-58.13	8.37	-49.76

Note: Margin value = Emission Level - Limit value

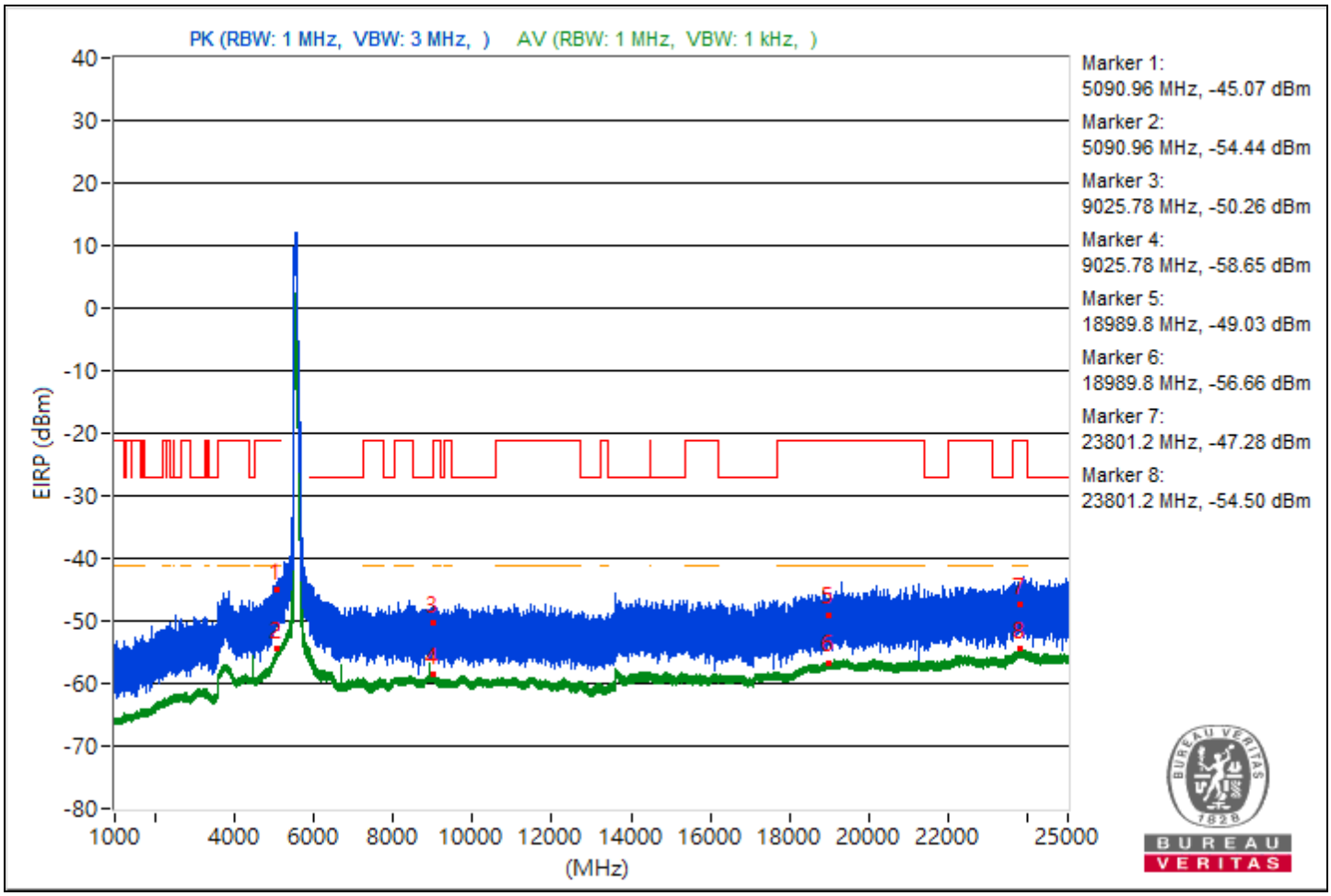

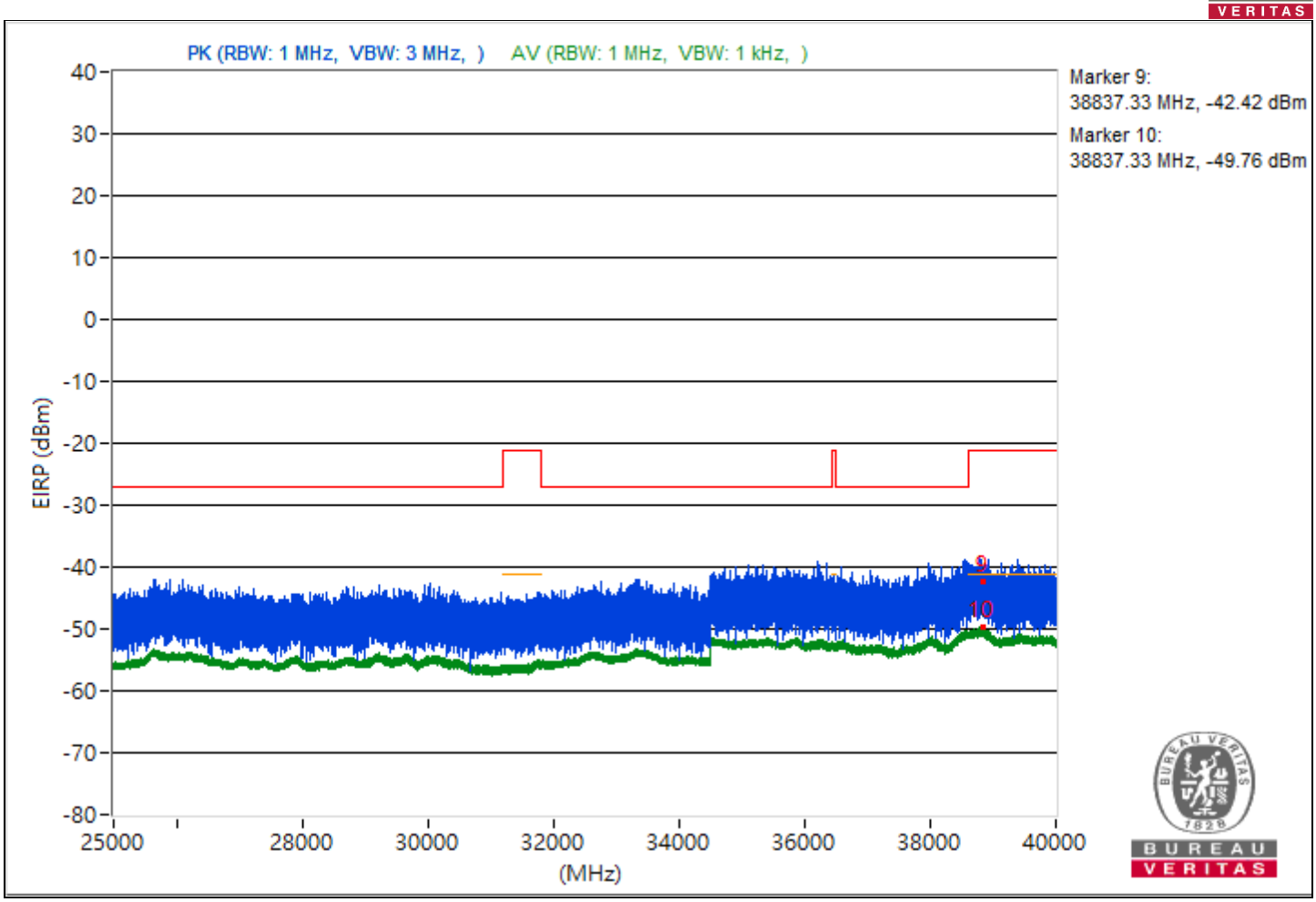
PK (RBW: 1 MHz, VBW: 3 MHz,)
AV (RBW: 1 MHz, VBW: 1 kHz,)
Marker 9:
38837.33 MHz, -42.42 dBm
Marker 10:
38837.33 MHz, -49.76 dBm
EIRP (dBm)
40
30
20
10
0
-10
-20
-30
-40
-50
-60
-70
-80
25000
28000
30000
32000
34000
36000
38000
40000
(MHz)
9
10

RF Mode	802.11be (EHT160) 996+484+242-tone MRU	Channel	CH 50：5250 MHz
Frequency Range	1 GHz ~ 40 GHz	Environmental Conditions	19°C, 62% RH
Tested By	Henry Hsu		

Conducted Unwanted Emissions							
No.	Frequency (MHz)	Emission Level (dBuV/m)	Limit (dBuV/m)	Margin (dB)	Raw Value Chain 0 (dBm)	Correction Factor (dB)	EIRP Level (dBm)
1	5099.82	53.87 PK	74	-20.13	-49.76	8.37	-41.39
2	5099.82	46.9 AV	54	-7.1	-56.73	8.37	-48.36
3	8400	47.28 PK	74	-26.72	-56.35	8.37	-47.98
4	8400	42.83 AV	54	-11.17	-60.8	8.37	-52.43
5	18978.3	43.5 PK	74	-30.5	-60.13	8.37	-51.76
6	18978.3	38.65 AV	54	-15.35	-64.98	8.37	-56.61
7	23826.4	46.34 PK	74	-27.66	-57.29	8.37	-48.92
8	23826.4	40.81 AV	54	-13.19	-62.82	8.37	-54.45
9	38782.84	47.8 PK	74	-26.2	-55.83	8.37	-47.46
10	38782.84	45.38 AV	54	-8.62	-58.25	8.37	-49.88

Note: Margin value = Emission Level - Limit value

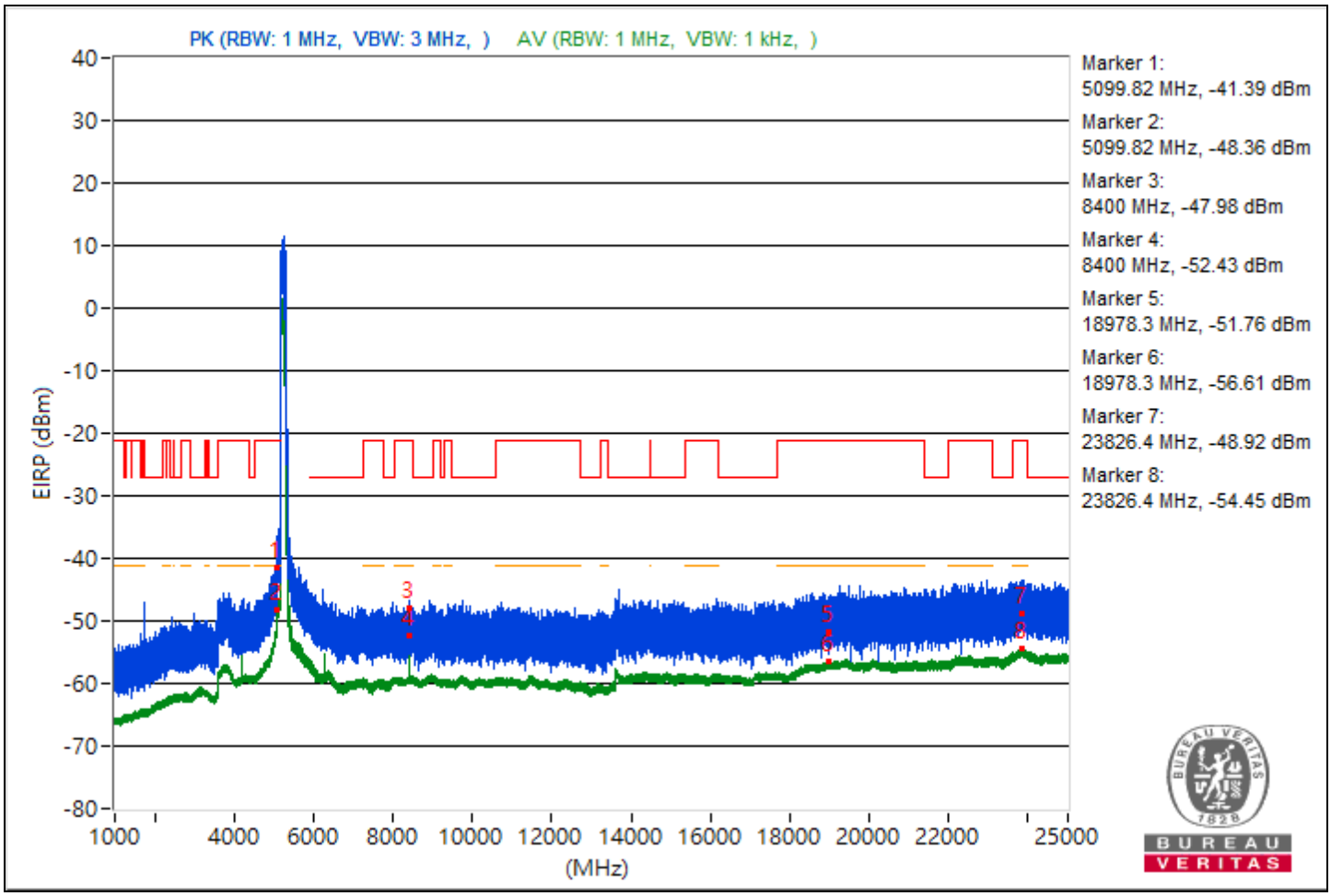

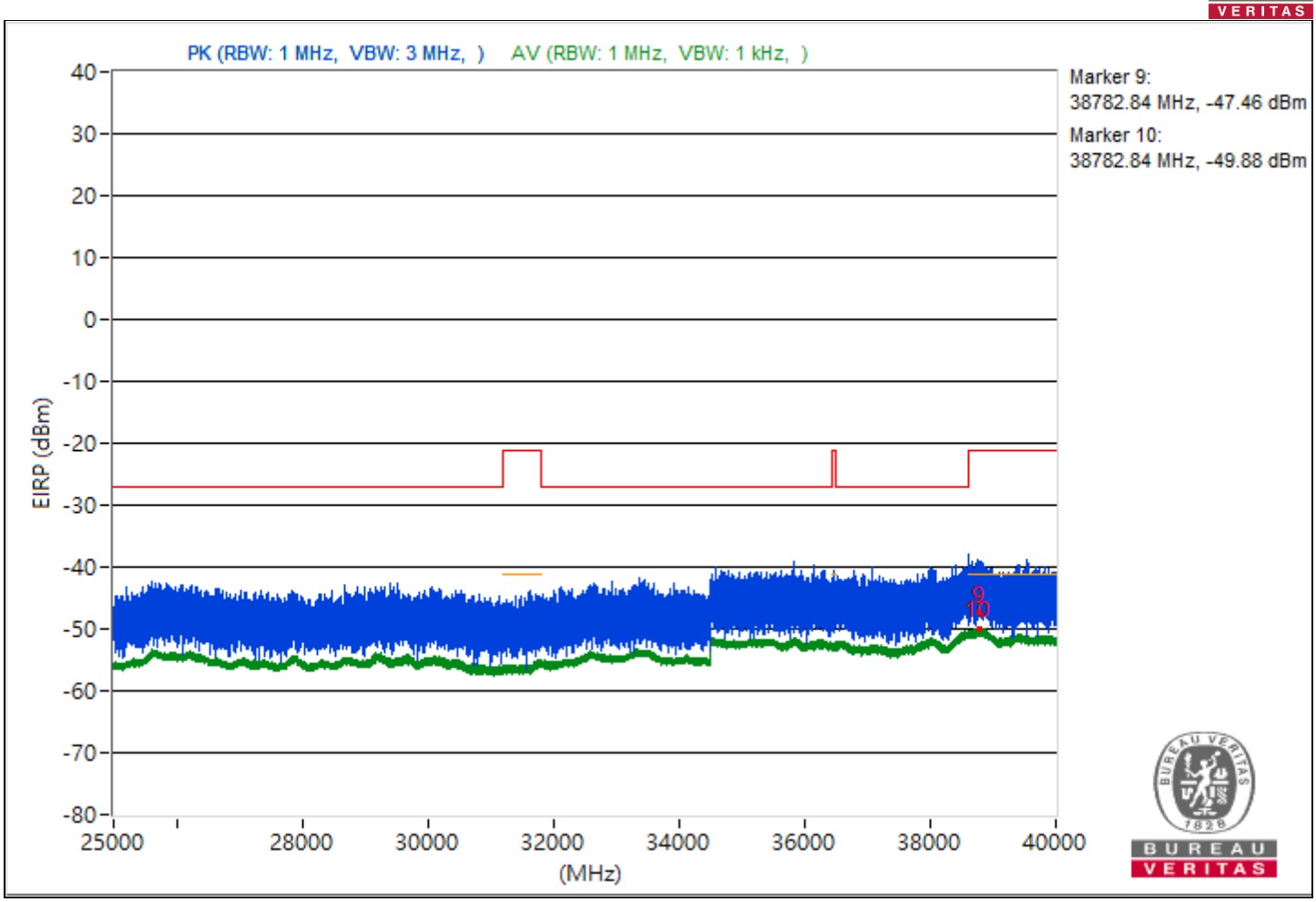
PK (RBW: 1 MHz, VBW: 3 MHz,)
AV (RBW: 1 MHz, VBW: 1 kHz,)
Marker 9:
38782.84 MHz, -47.46 dBm
Marker 10:
38782.84 MHz, -49.88 dBm
EIRP (dBm)
40
30
20
10
0
-10
-20
-30
-40
-50
-60
-70
-80
25000
28000
30000
32000
34000
36000
38000
40000
(MHz)
9
10

RF Mode	802.11be (EHT160) 996+484+242-tone MRU	Channel	CH 114：5570 MHz
Frequency Range	1 GHz ~ 40 GHz	Environmental Conditions	19°C, 62% RH
Tested By	Henry Hsu		

Conducted Unwanted Emissions							
No.	Frequency (MHz)	Emission Level (dBuV/m)	Limit (dBuV/m)	Margin (dB)	Raw Value Chain 0 (dBm)	Correction Factor (dB)	EIRP Level (dBm)
1	5099.28	48.77 PK	74	-25.23	-54.86	8.37	-46.49
2	5099.28	40.69 AV	54	-13.31	-62.94	8.37	-54.57
3	9020.8	44.52 PK	74	-29.48	-59.11	8.37	-50.74
4	9020.8	36.6 AV	54	-17.4	-67.03	8.37	-58.66
5	18993.1	44.61 PK	74	-29.39	-59.02	8.37	-50.65
6	18993.1	38.77 AV	54	-15.23	-64.86	8.37	-56.49
7	23783.1	47.74 PK	74	-26.26	-55.89	8.37	-47.52
8	23783.1	40.81 AV	54	-13.19	-62.82	8.37	-54.45
9	38832.98	52.47 PK	74	-21.53	-51.16	8.37	-42.79
10	38832.98	45.52 AV	54	-8.48	-58.11	8.37	-49.74

Note: Margin value = Emission Level - Limit value

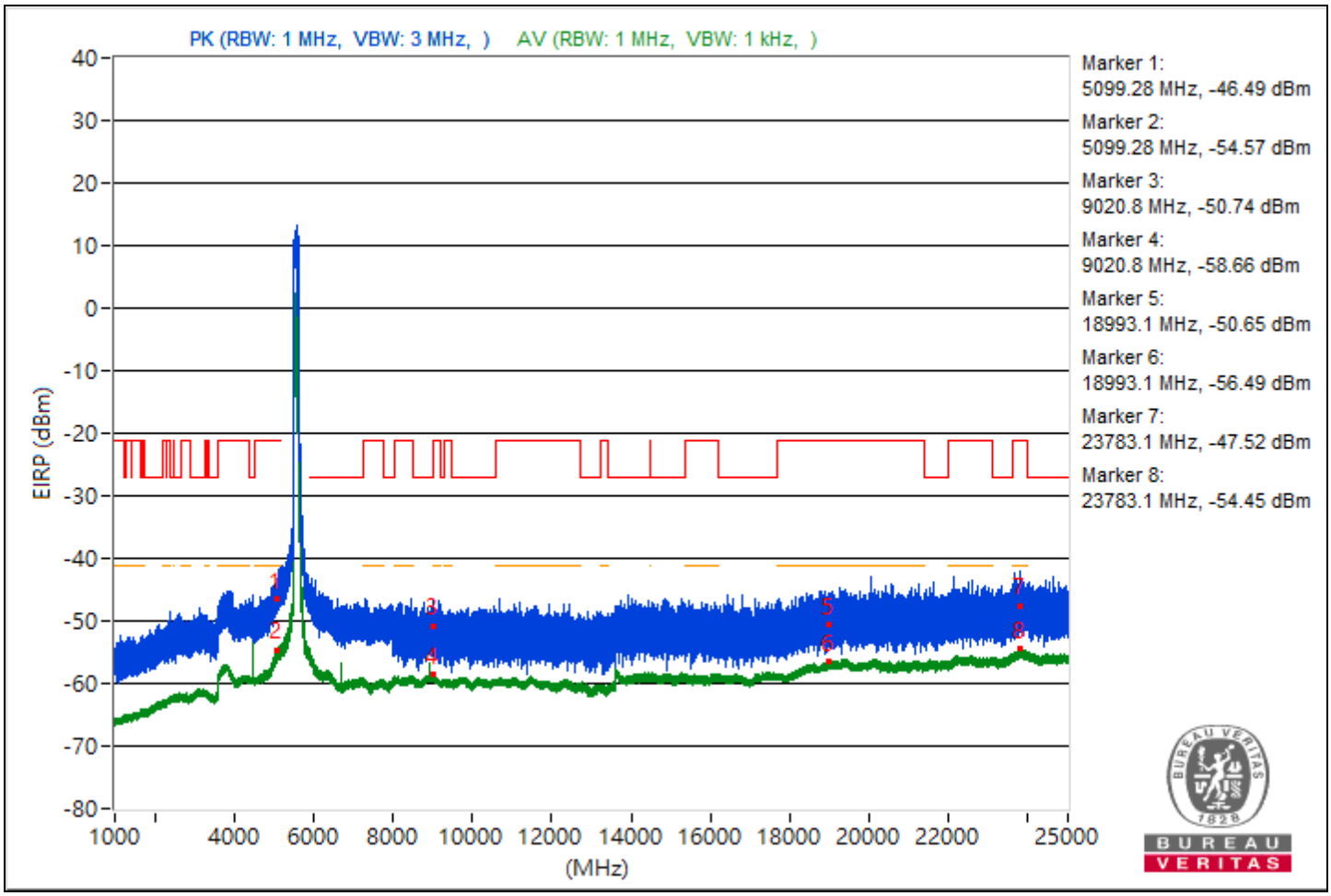

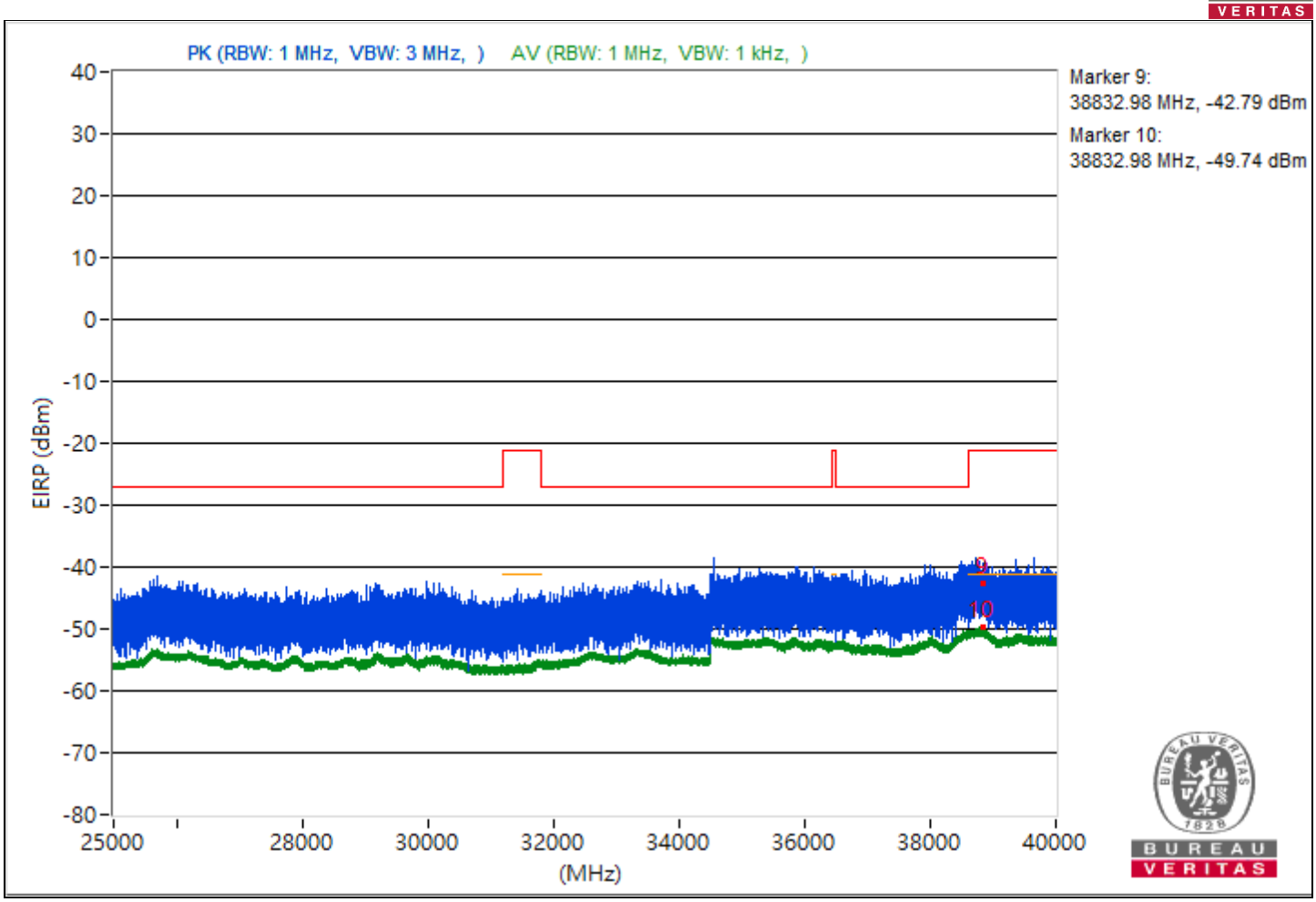
PK (RBW: 1 MHz, VBW: 3 MHz,)
AV (RBW: 1 MHz, VBW: 1 kHz,)
Marker 9:
38832.98 MHz, -42.79 dBm
Marker 10:
38832.98 MHz, -49.74 dBm
EIRP (dBm)
40
30
20
10
0
-10
-20
-30
-40
-50
-60
-70
-80
25000
28000
30000
32000
34000
36000
38000
40000
(MHz)
9
10

Conducted Band Edges
1TX

RF Mode	802.11a	Channel	CH 36：5180 MHz
Frequency Range	5.05 GHz ~ 5.25 GHz	Environmental Conditions	22°C, 60% RH
Tested By	Henry Hsu		

Conducted Band Edge							
No.	Frequency (MHz)	Emission Level (dBuV/m)	Limit (dBuV/m)	Margin (dB)	Raw Value Chain 0 (dBm)	Correction Factor (dB)	EIRP Level (dBm)
1	*5180.87	120.04 PK			16.41	8.37	24.78
2	*5180.87	112.65 AV			9.02	8.37	17.39
3	5149.62	61.93 PK	74	-12.07	-41.7	8.37	-33.33
4	5149.62	53.01 AV	54	-0.99	-50.62	8.37	-42.25

Notes:

1. Margin value = Emission Level - Limit value
2. " * ": Fundamental frequency, the limit was restricted at the RF Output Power.

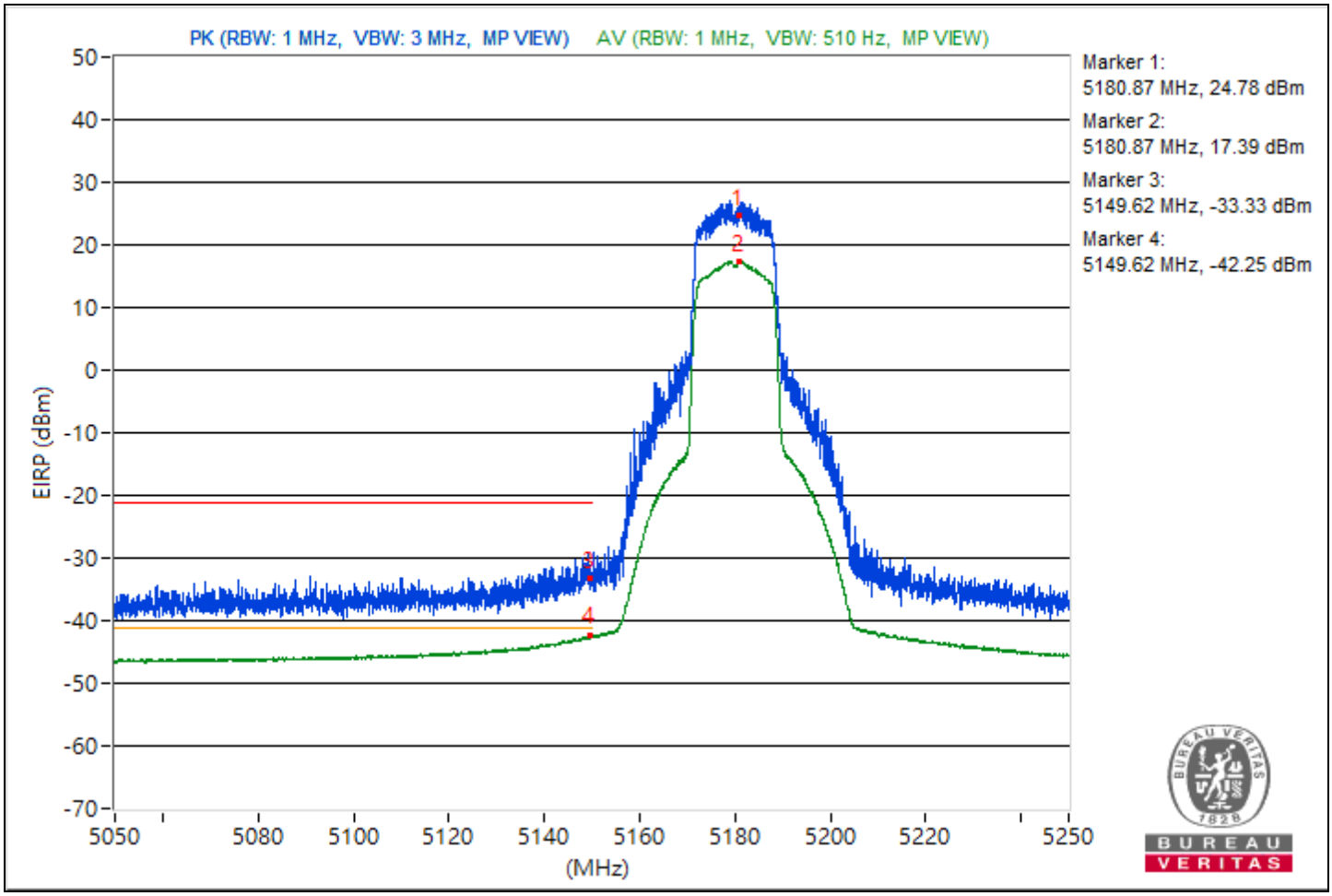

RF Mode	802.11a	Channel	CH 40：5200 MHz
Frequency Range	5.05 GHz ~ 5.25 GHz	Environmental Conditions	20°C, 60% RH
Tested By	Henry Hsu		

Conducted Band Edge							
No.	Frequency (MHz)	Emission Level (dBuV/m)	Limit (dBuV/m)	Margin (dB)	Raw Value Chain 0 (dBm)	Correction Factor (dB)	EIRP Level (dBm)
1	*5201.05	123.34 PK			19.71	8.37	28.08
2	*5201.05	114.25 AV			10.62	8.37	18.99
3	5149.95	64.22 PK	74	-9.78	-39.41	8.37	-31.04
4	5149.95	53.43 AV	54	-0.57	-50.2	8.37	-41.83

Notes:

1. Margin value = Emission Level - Limit value
2. " * ": Fundamental frequency, the limit was restricted at the RF Output Power.

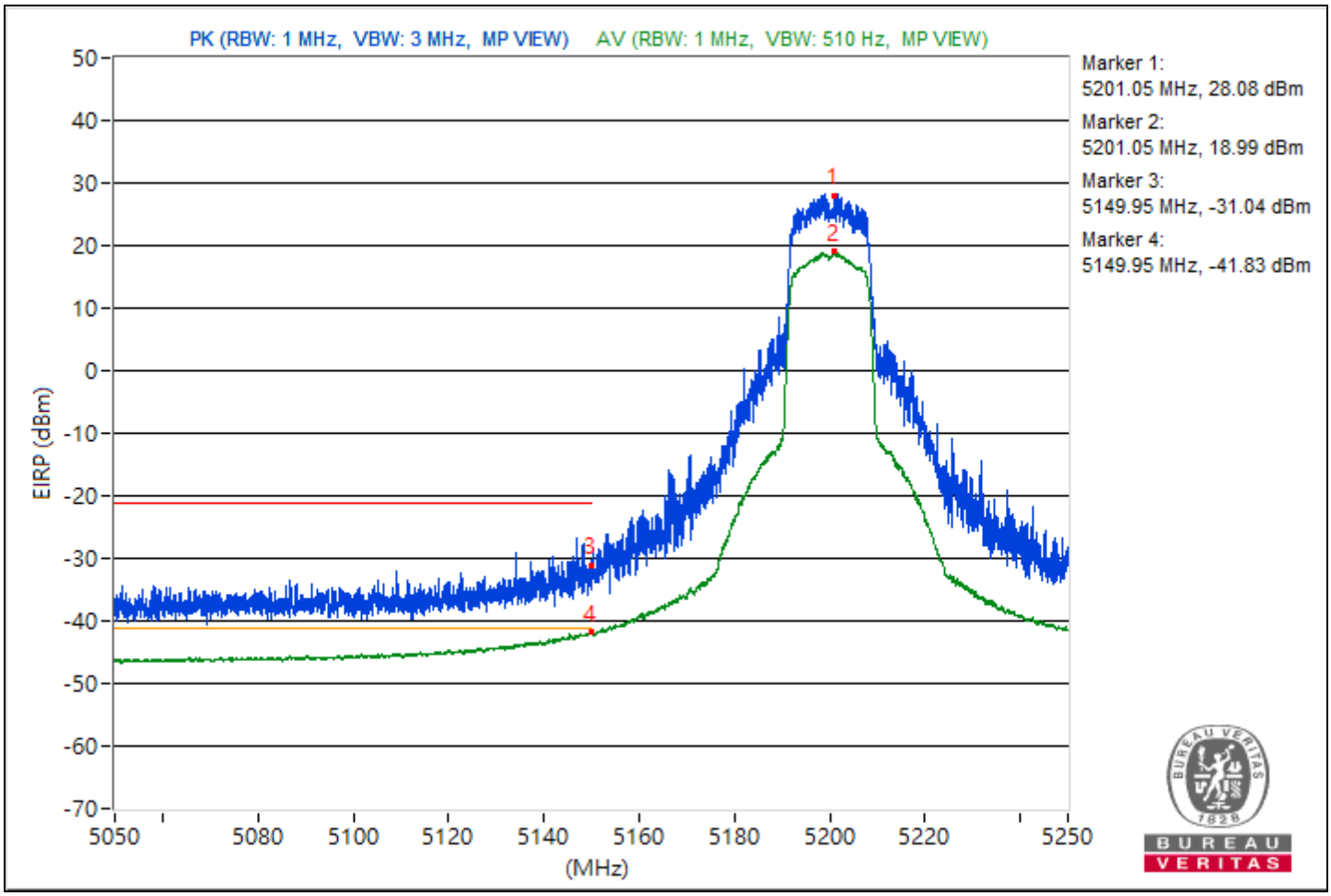

RF Mode	802.11a	Channel	CH 48：5240 MHz
Frequency Range	5.05 GHz ~ 5.25 GHz	Environmental Conditions	20°C, 60% RH
Tested By	Henry Hsu		

Conducted Band Edge							
No.	Frequency (MHz)	Emission Level (dBuV/m)	Limit (dBuV/m)	Margin (dB)	Raw Value Chain 0 (dBm)	Correction Factor (dB)	EIRP Level (dBm)
1	*5238.95	123.46 PK			19.83	8.37	28.2
2	*5238.95	114.29 AV			10.66	8.37	19.03
3	5147.73	57.55 PK	74	-16.45	-46.08	8.37	-37.71
4	5147.73	50.43 AV	54	-3.57	-53.2	8.37	-44.83

Notes:

1. Margin value = Emission Level - Limit value
2. " * ": Fundamental frequency, the limit was restricted at the RF Output Power.

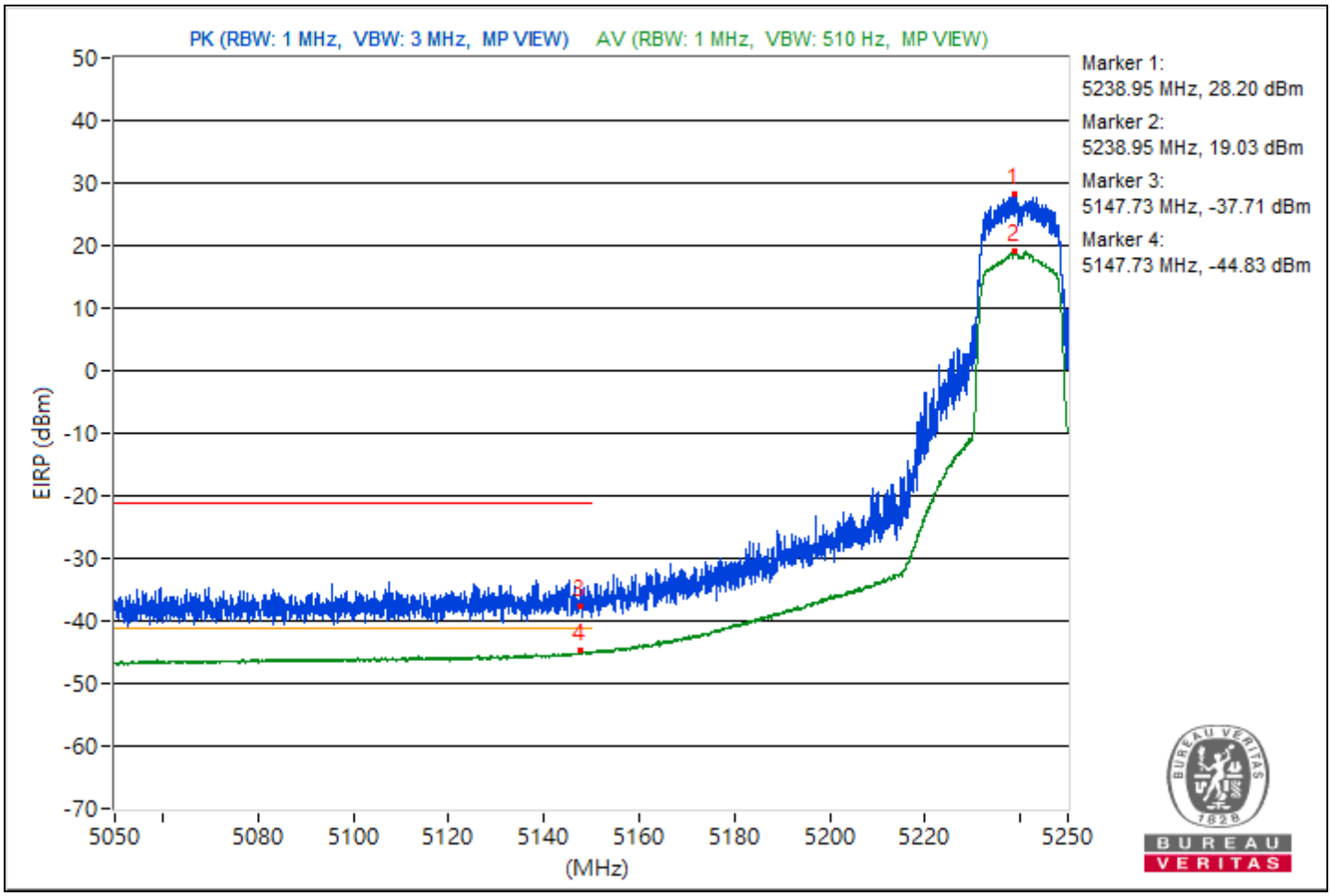

RF Mode	802.11a	Channel	CH 52：5260 MHz
Frequency Range	5.25 GHz ~ 5.45 GHz	Environmental Conditions	20°C, 60% RH
Tested By	Henry Hsu		

Conducted Band Edge							
No.	Frequency (MHz)	Emission Level (dBuV/m)	Limit (dBuV/m)	Margin (dB)	Raw Value Chain 0 (dBm)	Correction Factor (dB)	EIRP Level (dBm)
1	*5261	123.79 PK			20.16	8.37	28.53
2	*5261	114.21 AV			10.58	8.37	18.95
3	5350	58.35 PK	74	-15.65	-45.28	8.37	-36.91
4	5350	50.01 AV	54	-3.99	-53.62	8.37	-45.25

Notes:

1. Margin value = Emission Level - Limit value
2. " * ": Fundamental frequency, the limit was restricted at the RF Output Power.

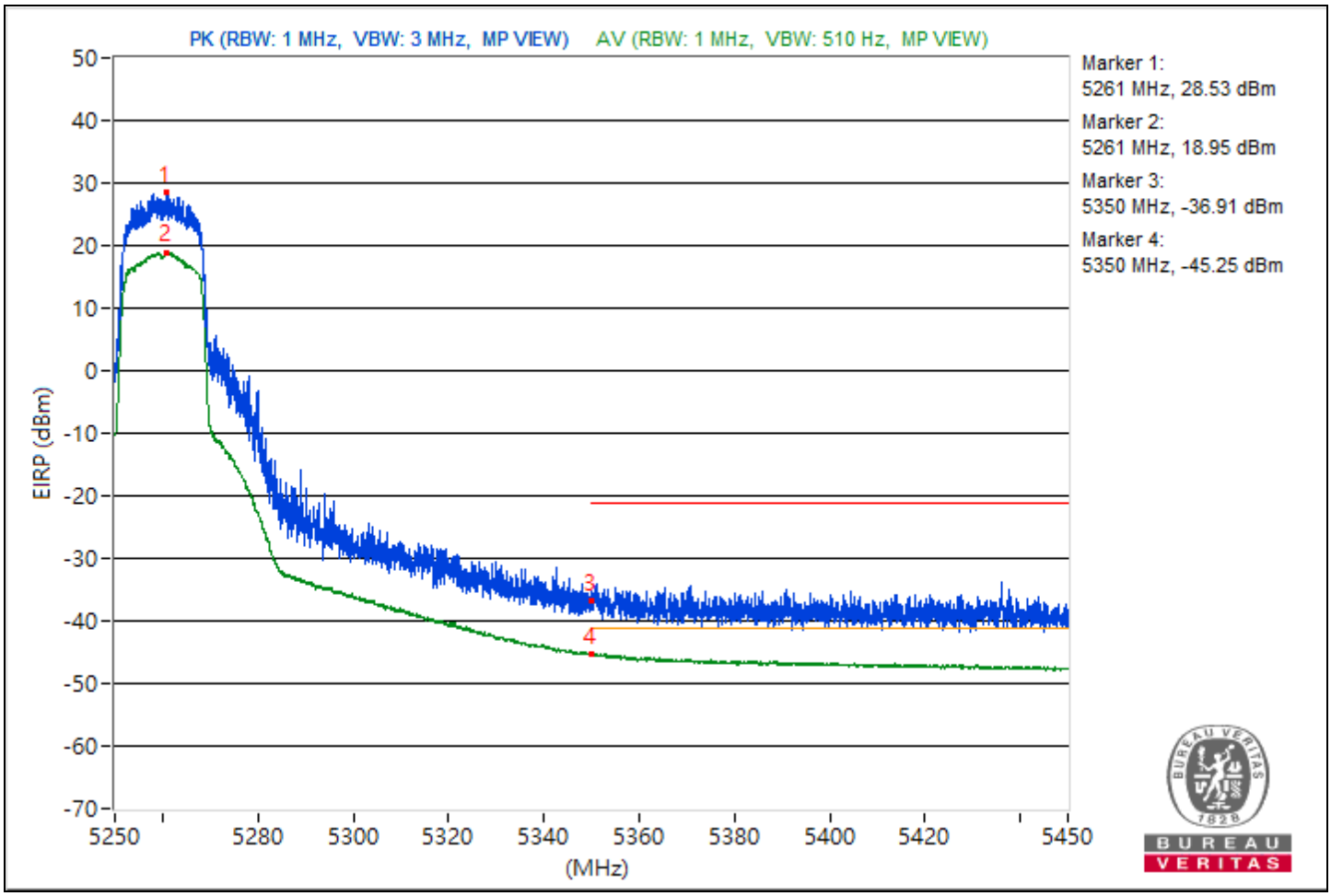

RF Mode	802.11a	Channel	CH 60：5300 MHz
Frequency Range	5.25 GHz ~ 5.45 GHz	Environmental Conditions	20°C, 60% RH
Tested By	Henry Hsu		

Conducted Band Edge							
No.	Frequency (MHz)	Emission Level (dBuV/m)	Limit (dBuV/m)	Margin (dB)	Raw Value Chain 0 (dBm)	Correction Factor (dB)	EIRP Level (dBm)
1	*5301.3	120.78 PK			17.15	8.37	25.52
2	*5301.3	114.19 AV			10.56	8.37	18.93
3	5350.12	61.15 PK	74	-12.85	-42.48	8.37	-34.11
4	5350.12	52.83 AV	54	-1.17	-50.8	8.37	-42.43

Notes:

1. Margin value = Emission Level - Limit value
2. " * ": Fundamental frequency, the limit was restricted at the RF Output Power.

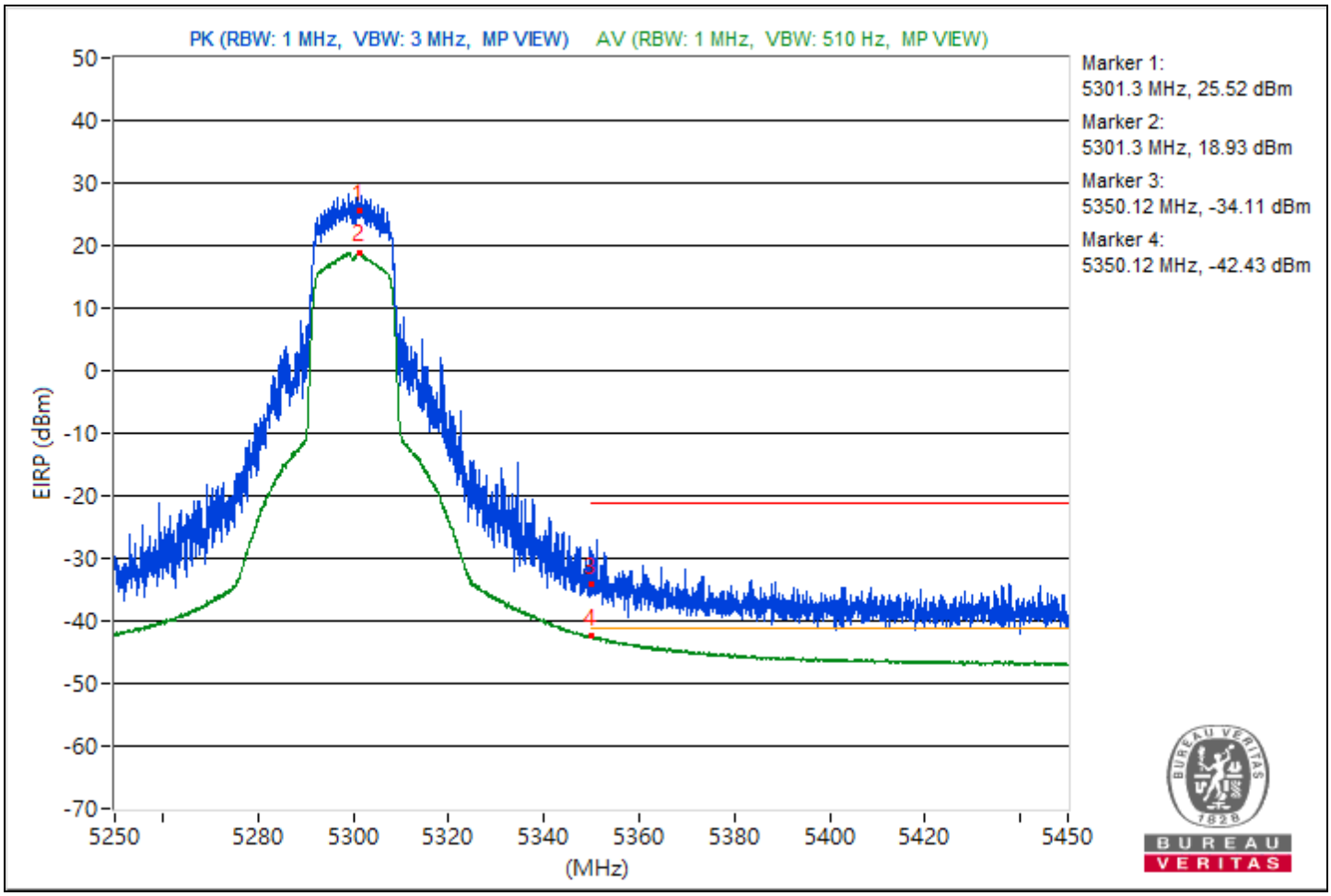

RF Mode	802.11a	Channel	CH 64：5320 MHz
Frequency Range	5.25 GHz ~ 5.45 GHz	Environmental Conditions	20°C, 60% RH
Tested By	Henry Hsu		

Conducted Band Edge							
No.	Frequency (MHz)	Emission Level (dBuV/m)	Limit (dBuV/m)	Margin (dB)	Raw Value Chain 0 (dBm)	Correction Factor (dB)	EIRP Level (dBm)
1	*5319	118.79 PK			15.16	8.37	23.53
2	*5319	113.06 AV			9.43	8.37	17.8
3	5351.65	61.33 PK	74	-12.67	-42.3	8.37	-33.93
4	5351.65	53.43 AV	54	-0.57	-50.2	8.37	-41.83

Notes:

1. Margin value = Emission Level - Limit value
2. " * ": Fundamental frequency, the limit was restricted at the RF Output Power.

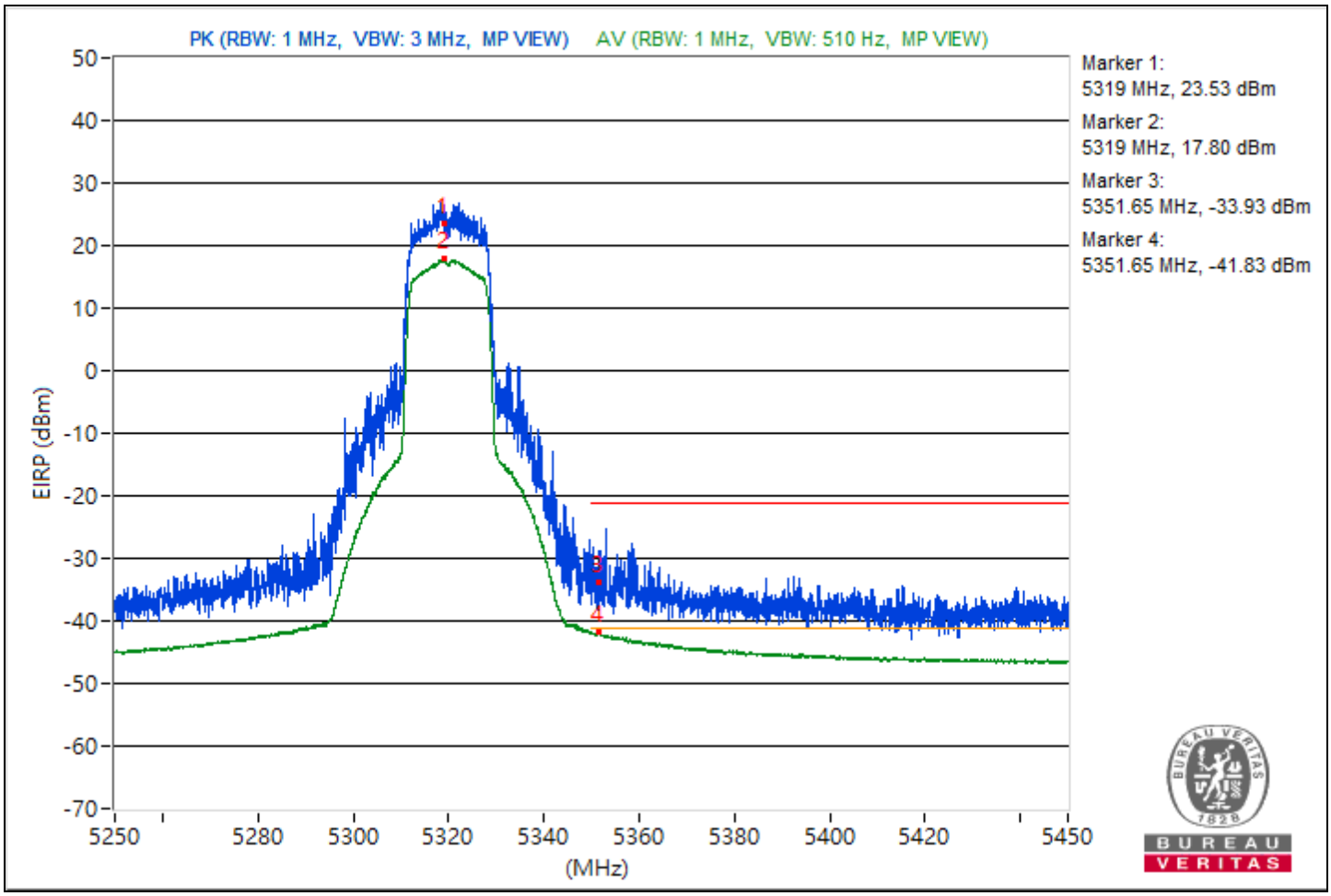

RF Mode	802.11a	Channel	CH 100：5500 MHz
Frequency Range	5.35 GHz ~ 5.6 GHz	Environmental Conditions	20°C, 60% RH
Tested By	Henry Hsu		

Conducted Band Edge							
No.	Frequency (MHz)	Emission Level (dBuV/m)	Limit (dBuV/m)	Margin (dB)	Raw Value Chain 0 (dBm)	Correction Factor (dB)	EIRP Level (dBm)
1	*5501.91	122.11 PK			18.48	8.37	26.85
2	5448.12	64.9 PK	74	-9.1	-38.73	8.37	-30.36
3	#5467.87	67.37 PK	68.26	-0.89	-36.26	8.37	-27.89
4	*5501.28	112.61 AV			8.98	8.37	17.35
5	5459.97	51.75 AV	54	-2.25	-51.88	8.37	-43.51

Notes:

1. Margin value = Emission Level - Limit value
2. " * ": Fundamental frequency, the limit was restricted at the RF Output Power.
3. " # ": The radiated frequency is out of the restricted band.

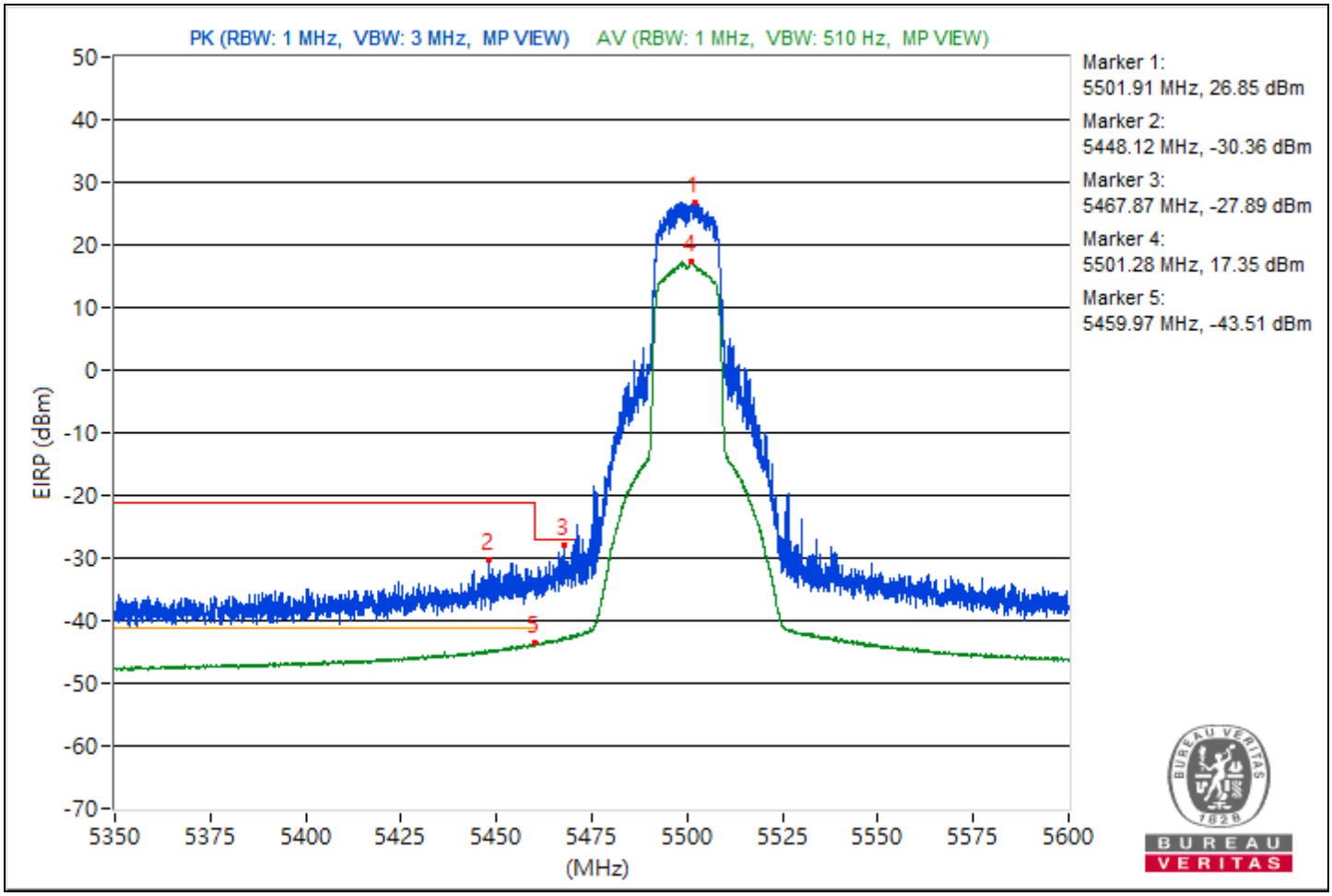

RF Mode	802.11a	Channel	CH 140：5700 MHz
Frequency Range	5.625 GHz ~ 5.825 GHz	Environmental Conditions	20°C, 60% RH
Tested By	Henry Hsu		

Conducted Band Edge							
No.	Frequency (MHz)	Emission Level (dBuV/m)	Limit (dBuV/m)	Margin (dB)	Raw Value Chain 0 (dBm)	Correction Factor (dB)	EIRP Level (dBm)
1	*5702.18	122.58			18.95	8.37	27.32
2	#5725	67.93	68.26	-0.33	-35.7	8.37	-27.33

Notes:

1. Margin value = Emission Level - Limit value
2. " * ": Fundamental frequency, the limit was restricted at the RF Output Power.
3. " # ": The radiated frequency is out of the restricted band.

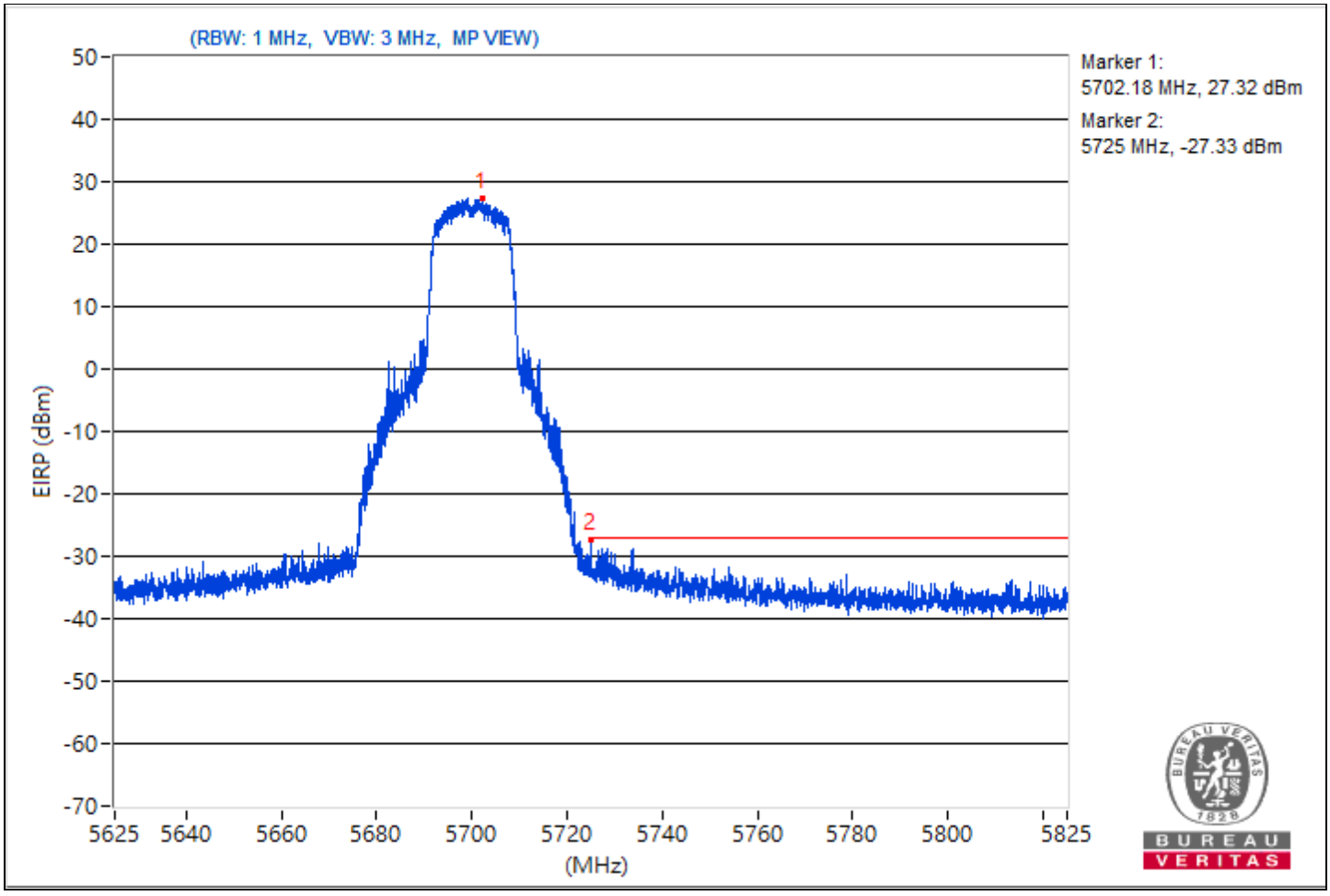

RF Mode	802.11a	Channel	CH 144：5720 MHz
Frequency Range	5.7 GHz ~ 6 GHz	Environmental Conditions	20°C, 60% RH
Tested By	Henry Hsu		

Conducted Band Edge							
No.	Frequency (MHz)	Emission Level (dBuV/m)	Limit (dBuV/m)	Margin (dB)	Raw Value Chain 0 (dBm)	Correction Factor (dB)	EIRP Level (dBm)
1	*5721.37	124.04			20.41	8.37	28.78
2	#5856.15	60.73	68.26	-7.53	-42.9	8.37	-34.53

Notes:

1. Margin value = Emission Level - Limit value
2. " * ": Fundamental frequency, the limit was restricted at the RF Output Power.
3. " # ": The radiated frequency is out of the restricted band.

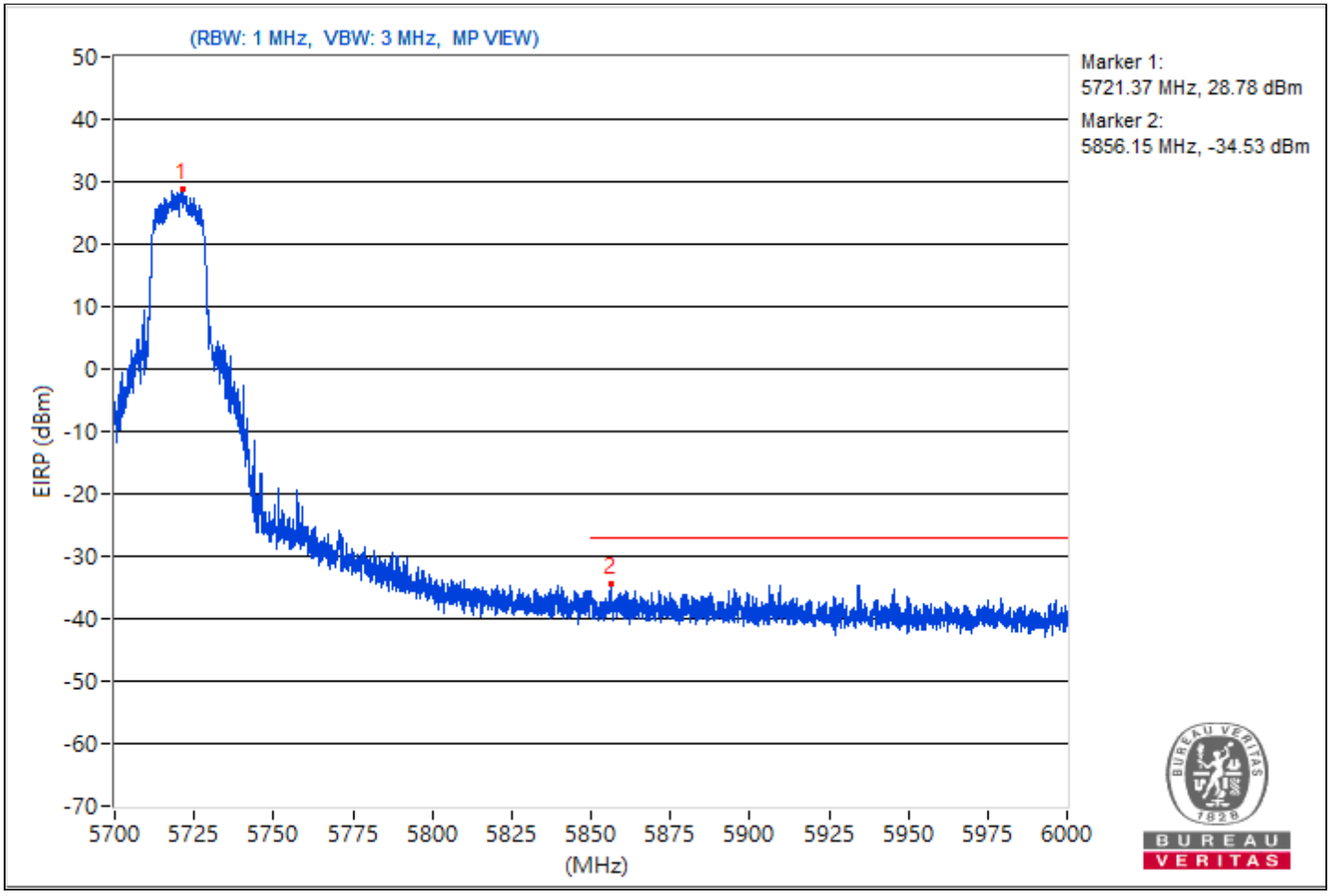

RF Mode	802.11a	Channel	CH 149：5745 MHz
Frequency Range	5.55 GHz ~ 6.025 GHz	Environmental Conditions	20°C, 60% RH
Tested By	Henry Hsu		

Conducted Band Edge							
No.	Frequency (MHz)	Emission Level (dBuV/m)	Limit (dBuV/m)	Margin (dB)	Raw Value Chain 0 (dBm)	Correction Factor (dB)	EIRP Level (dBm)
1	*5743.21	124.05			20.42	8.37	28.79
2	#5616.74	61.93	68.26	-6.33	-41.7	8.37	-33.33
3	#5651.89	61.11	69.66	-8.55	-42.52	8.37	-34.15
4	#5712.81	80.42	108.85	-28.43	-23.21	8.37	-14.84
5	#5722.07	84.06	115.58	-31.52	-19.57	8.37	-11.2
6	#5854.83	59.14	111.24	-52.1	-44.49	8.37	-36.12
7	#5873	59.72	105.82	-46.1	-43.91	8.37	-35.54
8	#5924.66	58.89	68.51	-9.62	-44.74	8.37	-36.37
9	#6010.75	59.88	68.26	-8.38	-43.75	8.37	-35.38

Notes:

1. Margin value = Emission Level - Limit value
2. " * ": Fundamental frequency, the limit was restricted at the RF Output Power.
3. " # ": The radiated frequency is out of the restricted band.

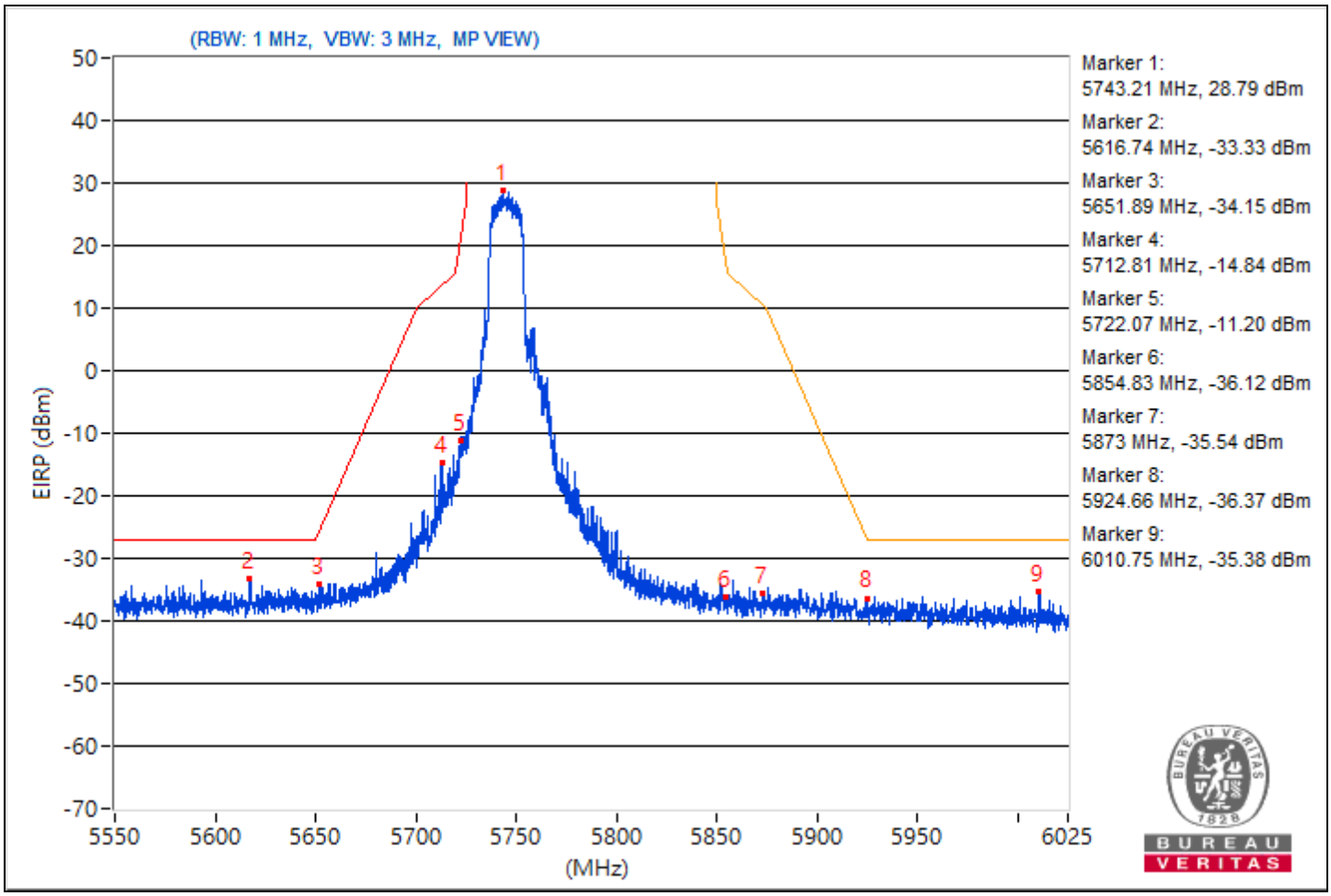

RF Mode	802.11a	Channel	CH 157：5785 MHz
Frequency Range	5.55 GHz ~ 6.025 GHz	Environmental Conditions	20°C, 60% RH
Tested By	Henry Hsu		

Conducted Band Edge							
No.	Frequency (MHz)	Emission Level (dBuV/m)	Limit (dBuV/m)	Margin (dB)	Raw Value Chain 0 (dBm)	Correction Factor (dB)	EIRP Level (dBm)
1	*5786.43	123.91			20.28	8.37	28.65
2	#5630.51	60.85	68.26	-7.41	-42.78	8.37	-34.41
3	#5650.34	59.56	68.51	-8.95	-44.07	8.37	-35.7
4	#5701.17	61.61	105.59	-43.98	-42.02	8.37	-33.65
5	#5720.05	63.11	110.97	-47.86	-40.52	8.37	-32.15
6	#5854.48	63.05	112.06	-49.01	-40.58	8.37	-32.21
7	#5871.34	61.8	106.29	-44.49	-41.83	8.37	-33.46
8	#5924.66	58.5	68.51	-10.01	-45.13	8.37	-36.76
9	#5938.55	60.13	68.26	-8.13	-43.5	8.37	-35.13

Notes:

1. Margin value = Emission Level - Limit value
2. " * ": Fundamental frequency, the limit was restricted at the RF Output Power.
3. " # ": The radiated frequency is out of the restricted band.

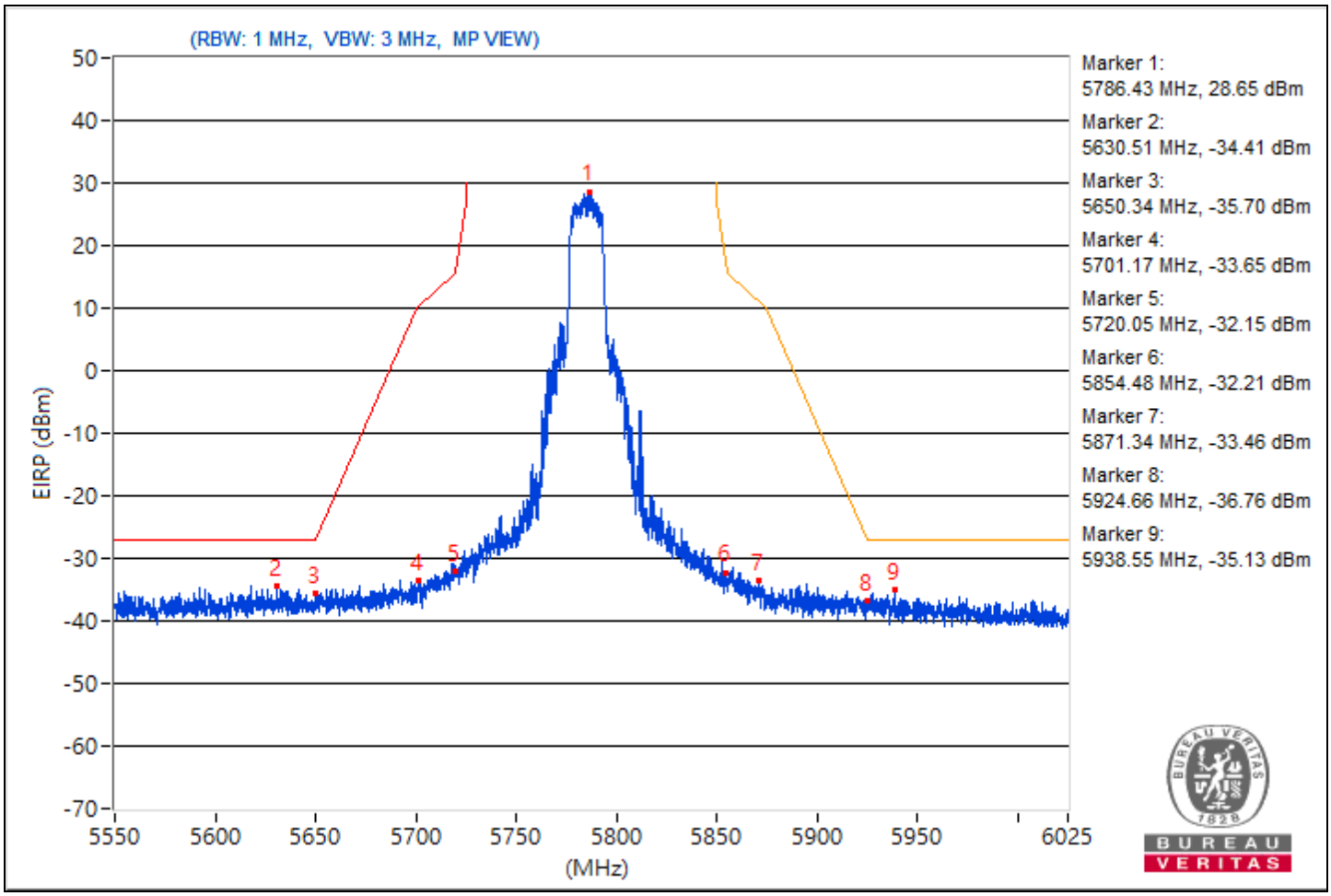

RF Mode	802.11a	Channel	CH 165：5825 MHz
Frequency Range	5.55 GHz ~ 6.025 GHz	Environmental Conditions	20°C, 60% RH
Tested By	Henry Hsu		

Conducted Band Edge							
No.	Frequency (MHz)	Emission Level (dBuV/m)	Limit (dBuV/m)	Margin (dB)	Raw Value Chain 0 (dBm)	Correction Factor (dB)	EIRP Level (dBm)
1	*5823.48	123.92			20.29	8.37	28.66
2	#5621.37	60.26	68.26	-8	-43.37	8.37	-35
3	#5650.82	58.97	68.87	-9.9	-44.66	8.37	-36.29
4	#5700.1	60.46	105.29	-44.83	-43.17	8.37	-34.8
5	#5720.29	58.51	111.52	-53.01	-45.12	8.37	-36.75
6	#5854.83	77.53	111.24	-33.71	-26.1	8.37	-17.73
7	#5863.14	78.83	108.58	-29.75	-24.8	8.37	-16.43
8	#5922.99	60.25	69.74	-9.49	-43.38	8.37	-35.01
9	#5952.8	60.42	68.26	-7.84	-43.21	8.37	-34.84

Notes:

1. Margin value = Emission Level - Limit value
2. " * ": Fundamental frequency, the limit was restricted at the RF Output Power.
3. " # ": The radiated frequency is out of the restricted band.

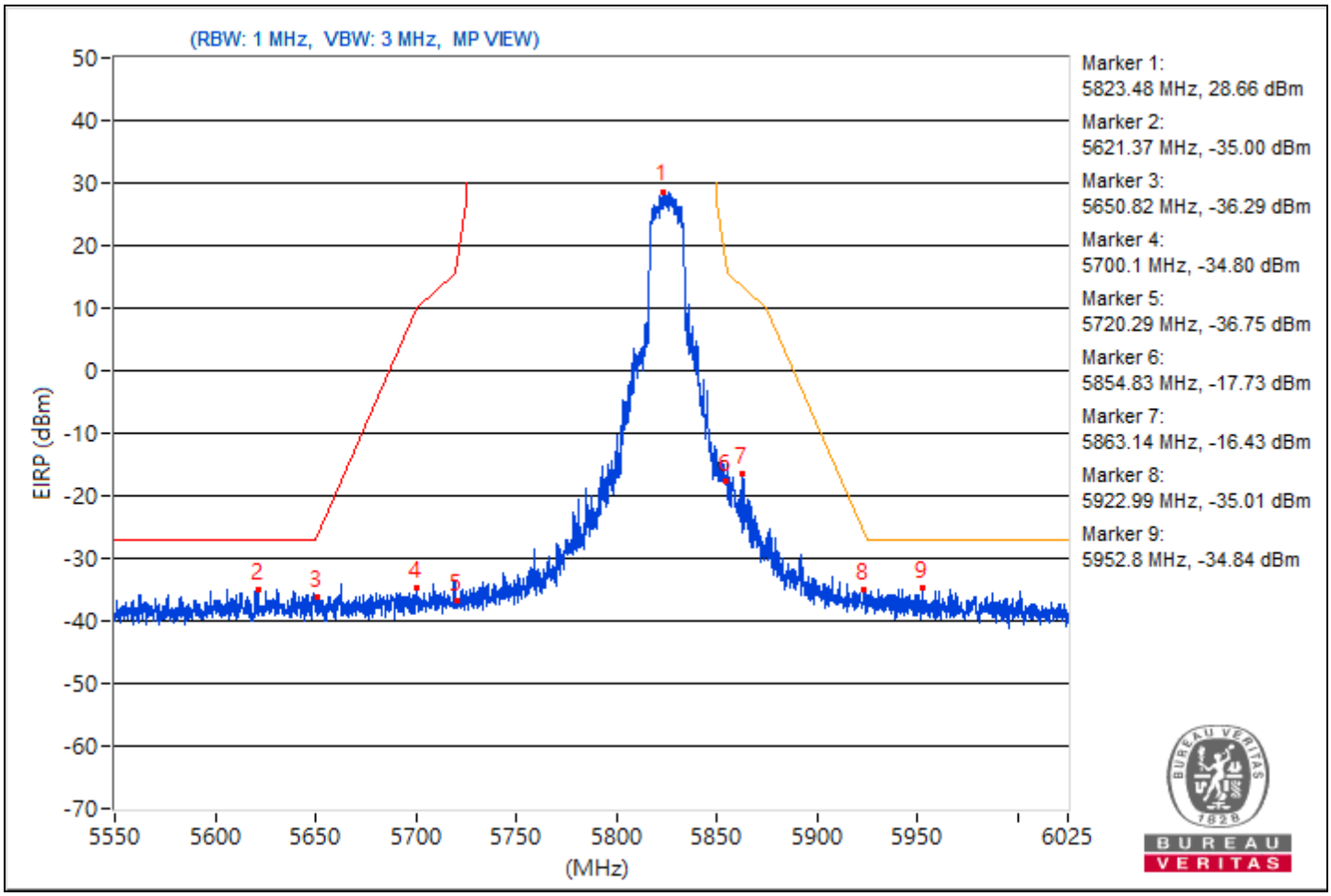

1S1T

RF Mode	802.11be (EHT20)	Channel	CH 36：5180 MHz
Frequency Range	5.05 GHz ~ 5.25 GHz	Environmental Conditions	19°C, 61% RH
Tested By	Henry Hsu		

Conducted Band Edge							
No.	Frequency (MHz)	Emission Level (dBuV/m)	Limit (dBuV/m)	Margin (dB)	Raw Value Chain 0 (dBm)	Correction Factor (dB)	EIRP Level (dBm)
1	*5180.82	122.32 PK			18.69	8.37	27.06
2	*5180.82	112.26 AV			8.63	8.37	17
3	5149.57	67.62 PK	74	-6.38	-36.01	8.37	-27.64
4	5149.57	53.67 AV	54	-0.33	-49.96	8.37	-41.59

Notes:

1. Margin value = Emission Level - Limit value
2. " * ": Fundamental frequency, the limit was restricted at the RF Output Power.

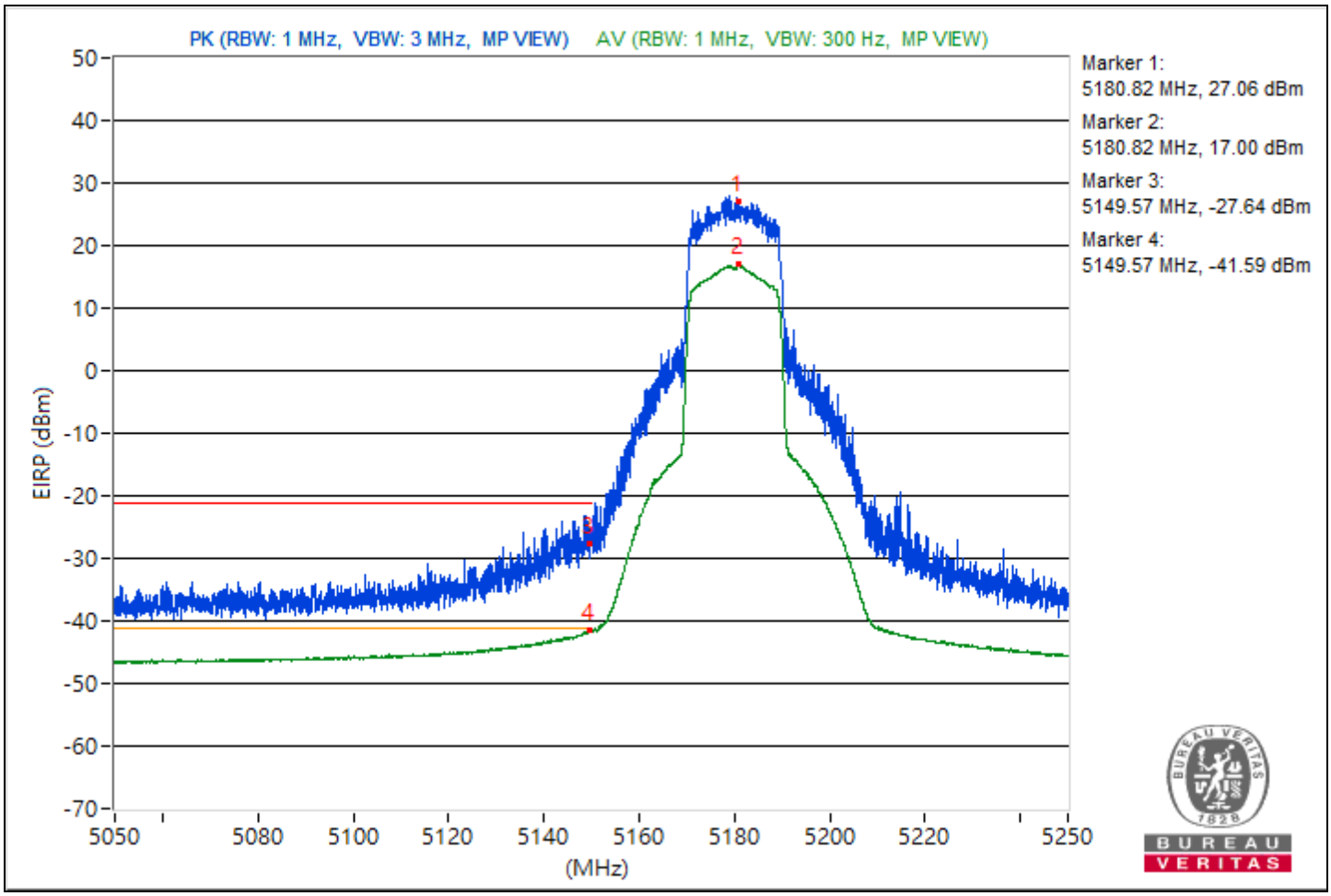

RF Mode	802.11be (EHT20)	Channel	CH 40：5200 MHz
Frequency Range	5.05 GHz ~ 5.25 GHz	Environmental Conditions	19°C, 61% RH
Tested By	Henry Hsu		

Conducted Band Edge							
No.	Frequency (MHz)	Emission Level (dBuV/m)	Limit (dBuV/m)	Margin (dB)	Raw Value Chain 0 (dBm)	Correction Factor (dB)	EIRP Level (dBm)
1	*5200.82	120.67 PK			17.04	8.37	25.41
2	*5200.82	113.44 AV			9.81	8.37	18.18
3	5149.85	65.79 PK	74	-8.21	-37.84	8.37	-29.47
4	**5149.85**	**53.88 AV**	**54**	**-0.12**	**-49.75**	**8.37**	**-41.38**

Notes:

1. Margin value = Emission Level - Limit value
2. " * ": Fundamental frequency, the limit was restricted at the RF Output Power.

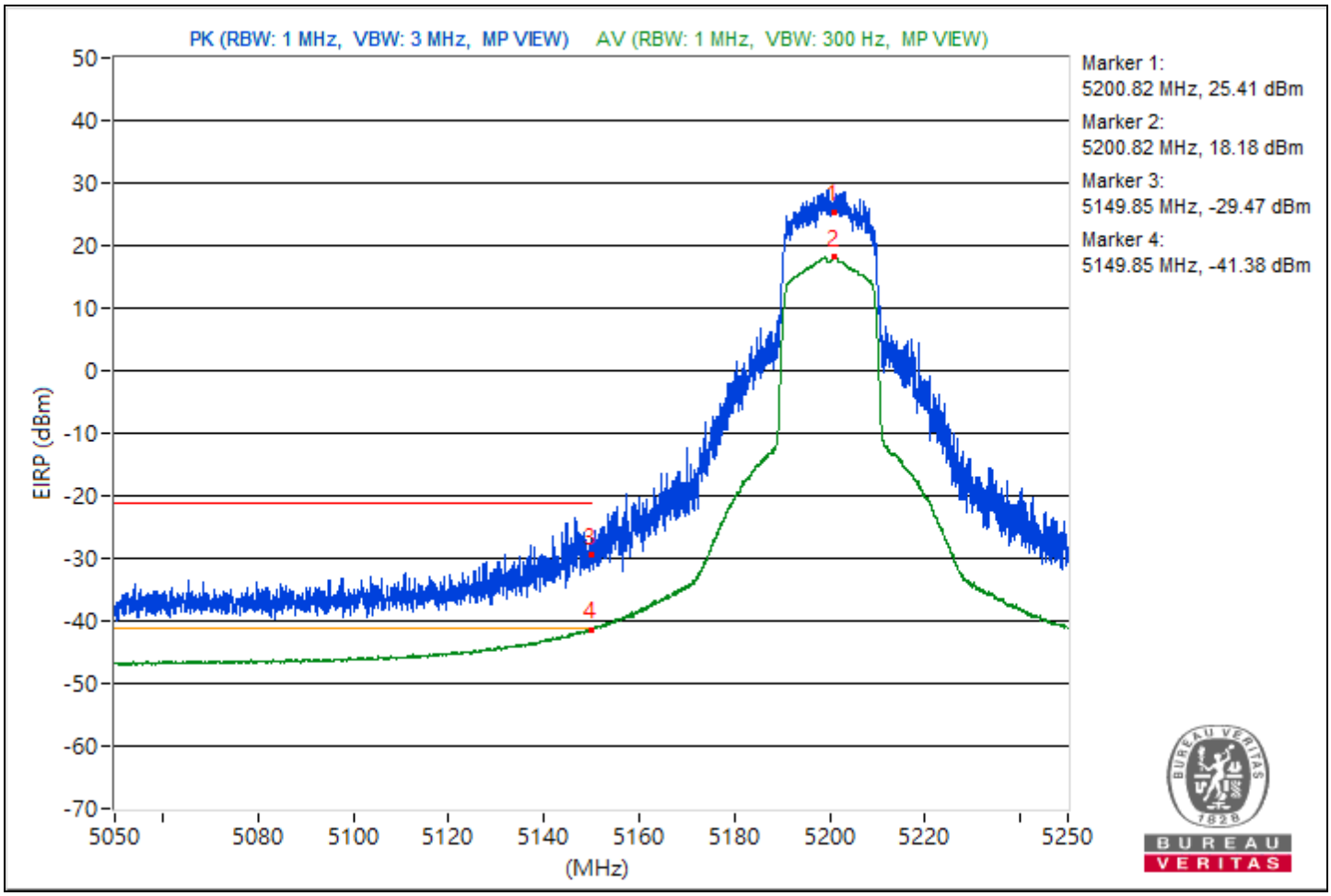

RF Mode	802.11be (EHT20)	Channel	CH 48：5240 MHz
Frequency Range	5.05 GHz ~ 5.25 GHz	Environmental Conditions	19°C, 61% RH
Tested By	Henry Hsu		

Conducted Band Edge							
No.	Frequency (MHz)	Emission Level (dBuV/m)	Limit (dBuV/m)	Margin (dB)	Raw Value Chain 0 (dBm)	Correction Factor (dB)	EIRP Level (dBm)
1	*5239.2	121.96 PK			18.33	8.37	26.7
2	*5239.2	113.84 AV			10.21	8.37	18.58
3	5149.55	59.66 PK	74	-14.34	-43.97	8.37	-35.6
4	5149.55	50.61 AV	54	-3.39	-53.02	8.37	-44.65

Notes:

1. Margin value = Emission Level - Limit value
2. " * ": Fundamental frequency, the limit was restricted at the RF Output Power.

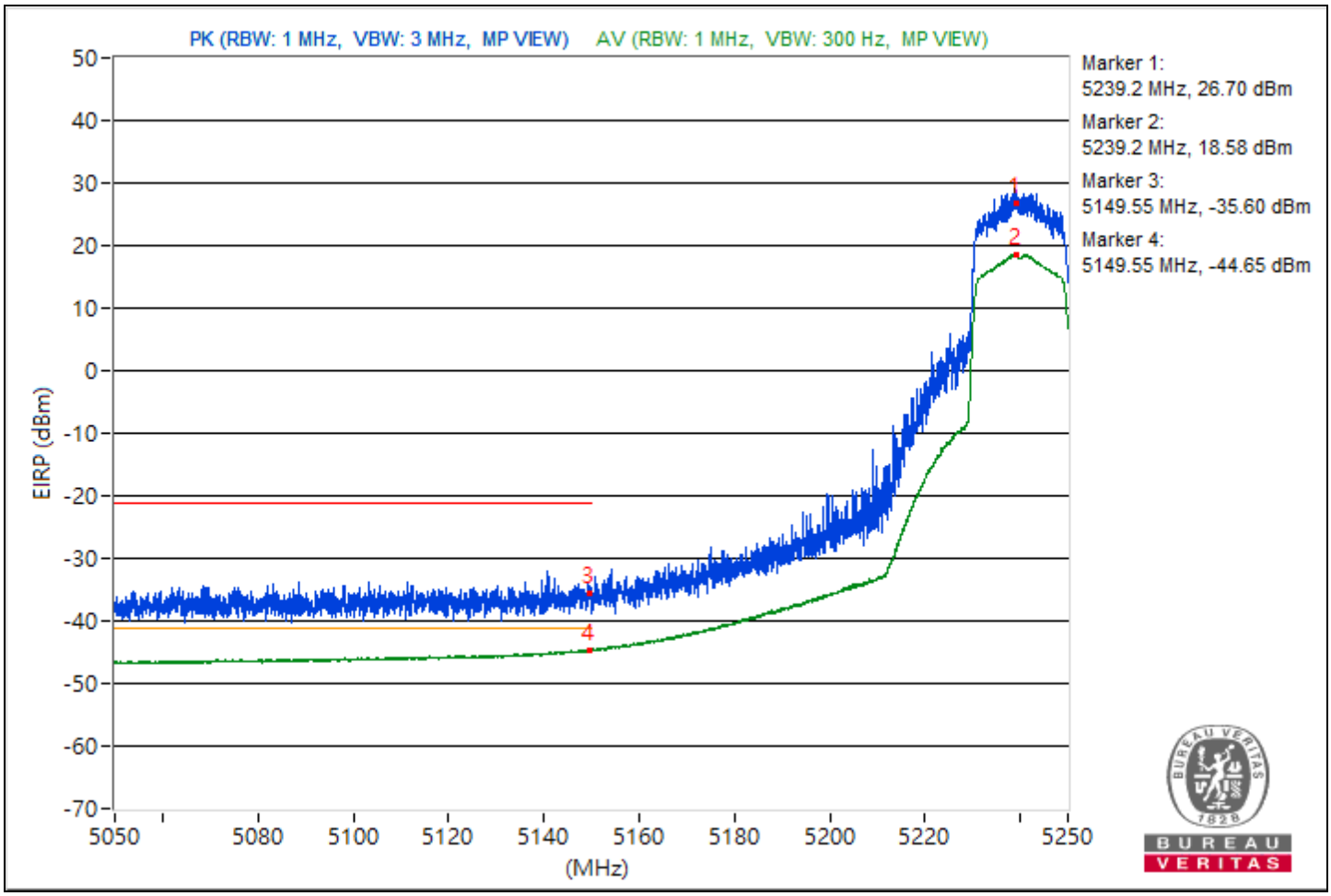

RF Mode	802.11be (EHT20)	Channel	CH 52：5260 MHz
Frequency Range	5.25 GHz ~ 5.45 GHz	Environmental Conditions	19°C, 61% RH
Tested By	Henry Hsu		

Conducted Band Edge							
No.	Frequency (MHz)	Emission Level (dBuV/m)	Limit (dBuV/m)	Margin (dB)	Raw Value Chain 0 (dBm)	Correction Factor (dB)	EIRP Level (dBm)
1	*5259.12	121.25 PK			17.62	8.37	25.99
2	*5259.12	114.01 AV			10.38	8.37	18.75
3	5350.75	57.69 PK	74	-16.31	-45.94	8.37	-37.57
4	5350.75	50.64 AV	54	-3.36	-52.99	8.37	-44.62

Notes:

1. Margin value = Emission Level - Limit value
2. " * ": Fundamental frequency, the limit was restricted at the RF Output Power.

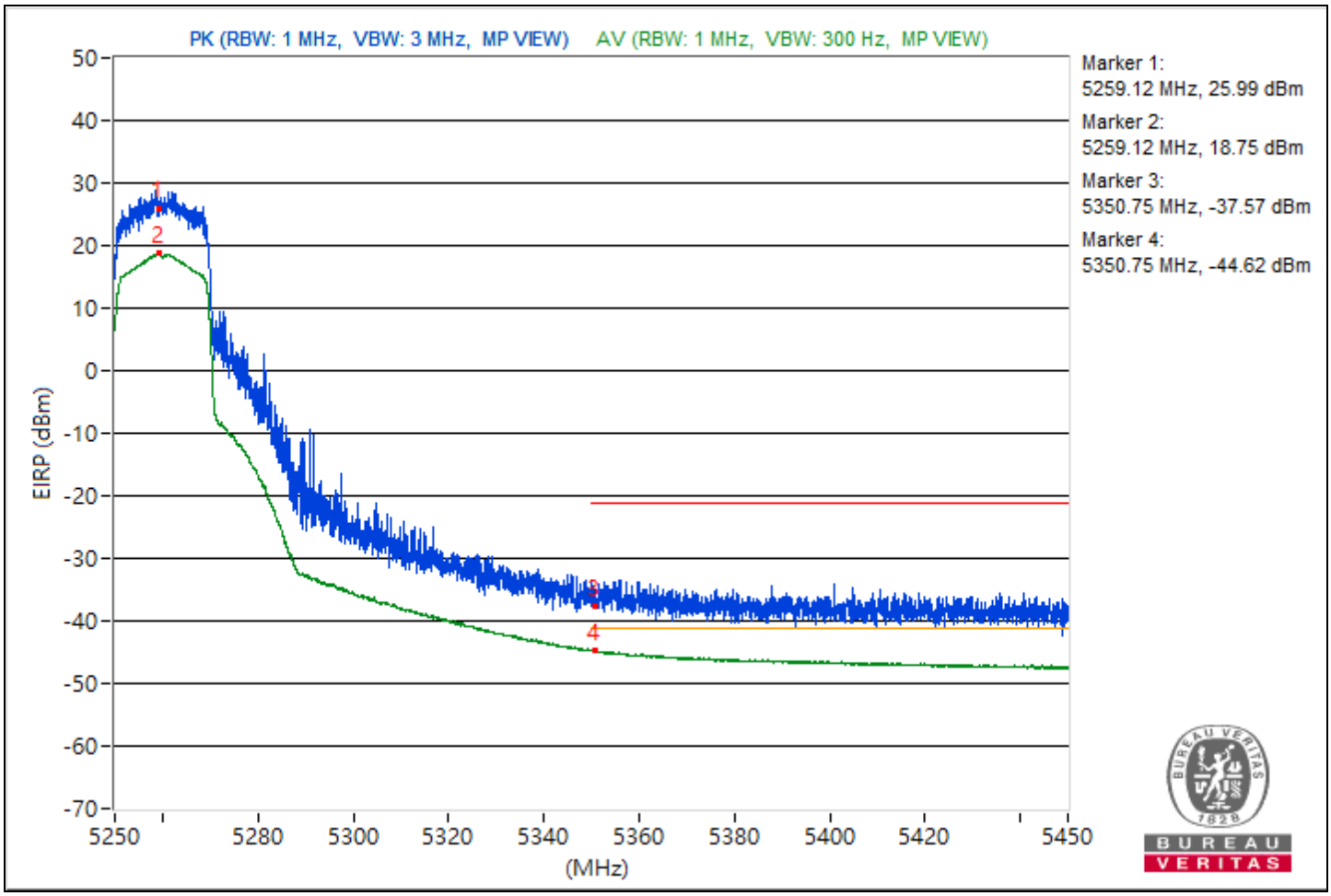

RF Mode	802.11be (EHT20)	Channel	CH 60：5300 MHz
Frequency Range	5.25 GHz ~ 5.45 GHz	Environmental Conditions	19°C, 61% RH
Tested By	Henry Hsu		

Conducted Band Edge							
No.	Frequency (MHz)	Emission Level (dBuV/m)	Limit (dBuV/m)	Margin (dB)	Raw Value Chain 0 (dBm)	Correction Factor (dB)	EIRP Level (dBm)
1	*5300.93	122.17 PK			18.54	8.37	26.91
2	*5300.93	114.03 AV			10.4	8.37	18.77
3	5350.12	64.16 PK	74	-9.84	-39.47	8.37	-31.1
4	5350.12	53.17 AV	54	-0.83	-50.46	8.37	-42.09

Notes:

1. Margin value = Emission Level - Limit value
2. " * ": Fundamental frequency, the limit was restricted at the RF Output Power.

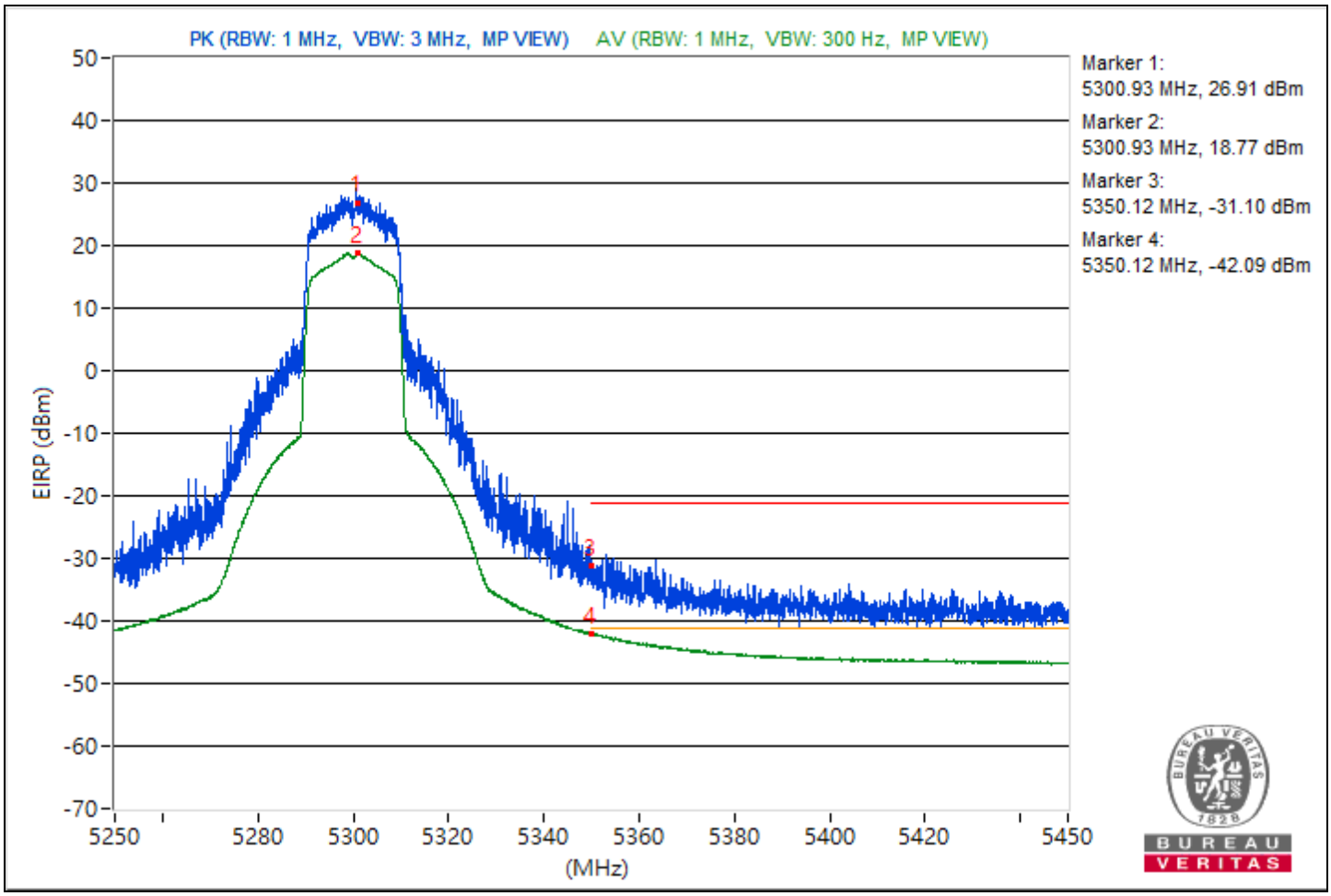

RF Mode	802.11be (EHT20)	Channel	CH 64：5320 MHz
Frequency Range	5.25 GHz ~ 5.45 GHz	Environmental Conditions	19°C, 61% RH
Tested By	Henry Hsu		

Conducted Band Edge							
No.	Frequency (MHz)	Emission Level (dBuV/m)	Limit (dBuV/m)	Margin (dB)	Raw Value Chain 0 (dBm)	Correction Factor (dB)	EIRP Level (dBm)
1	*5318.98	120.24 PK			16.61	8.37	24.98
2	*5318.98	112.53 AV			8.9	8.37	17.27
3	5350.2	63.4 PK	74	-10.6	-40.23	8.37	-31.86
4	5350.2	53.26 AV	54	-0.74	-50.37	8.37	-42

Notes:

1. Margin value = Emission Level - Limit value
2. " * ": Fundamental frequency, the limit was restricted at the RF Output Power.

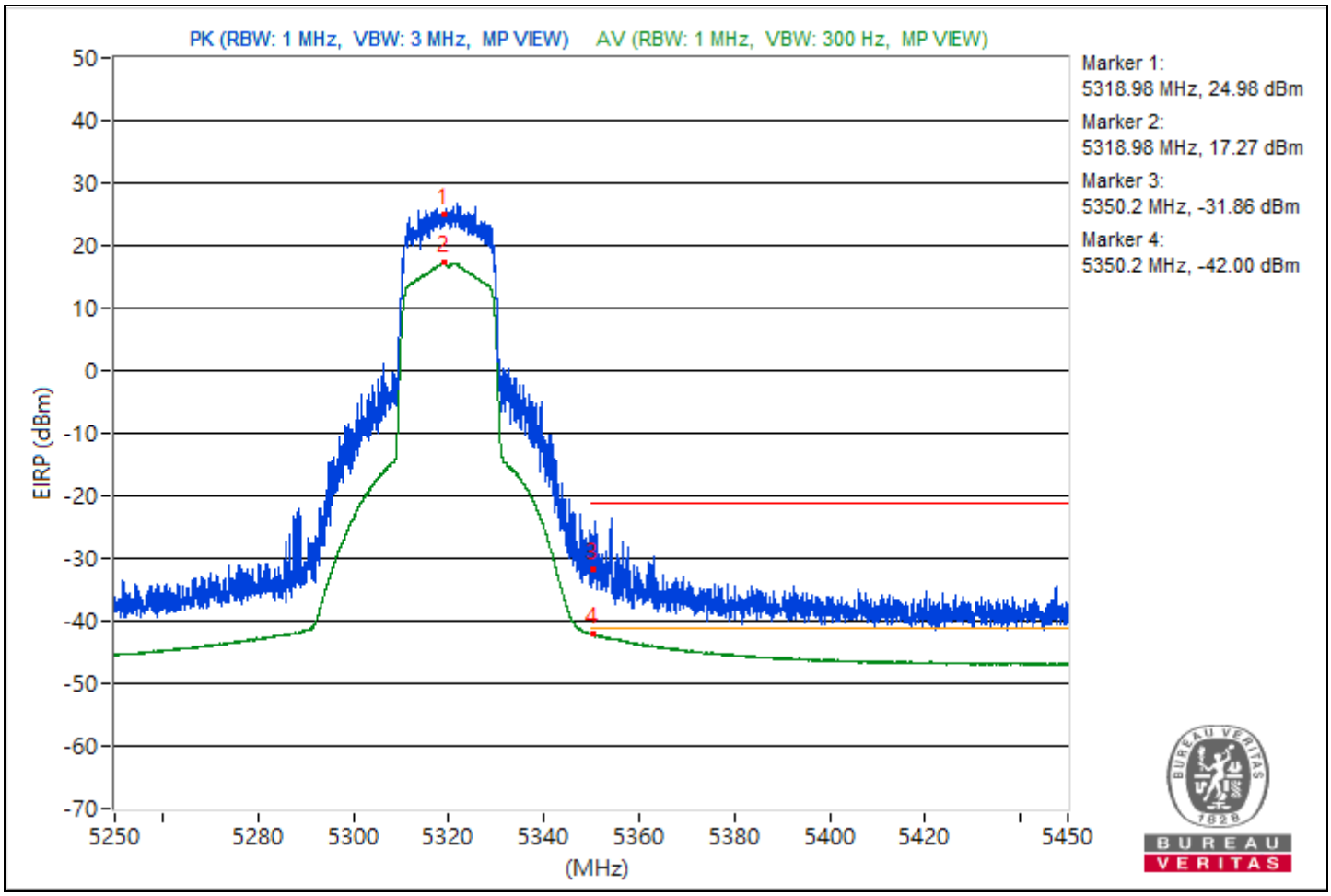

RF Mode	802.11be (EHT20)	Channel	CH 100：5500 MHz
Frequency Range	5.35 GHz ~ 5.6 GHz	Environmental Conditions	19°C, 61% RH
Tested By	Henry Hsu		

Conducted Band Edge							
No.	Frequency (MHz)	Emission Level (dBuV/m)	Limit (dBuV/m)	Margin (dB)	Raw Value Chain 0 (dBm)	Correction Factor (dB)	EIRP Level (dBm)
1	*5499.94	121.78 PK			18.15	8.37	26.52
2	5459.75	67 PK	74	-7	-36.63	8.37	-28.26
3	#5464.66	67.88 PK	68.26	-0.38	-35.75	8.37	-27.38
4	*5501.03	111.93 AV			8.3	8.37	16.67
5	5459.97	51.87 AV	54	-2.13	-51.76	8.37	-43.39

Notes:

1. Margin value = Emission Level - Limit value
2. " * ": Fundamental frequency, the limit was restricted at the RF Output Power.
3. " # ": The radiated frequency is out of the restricted band.

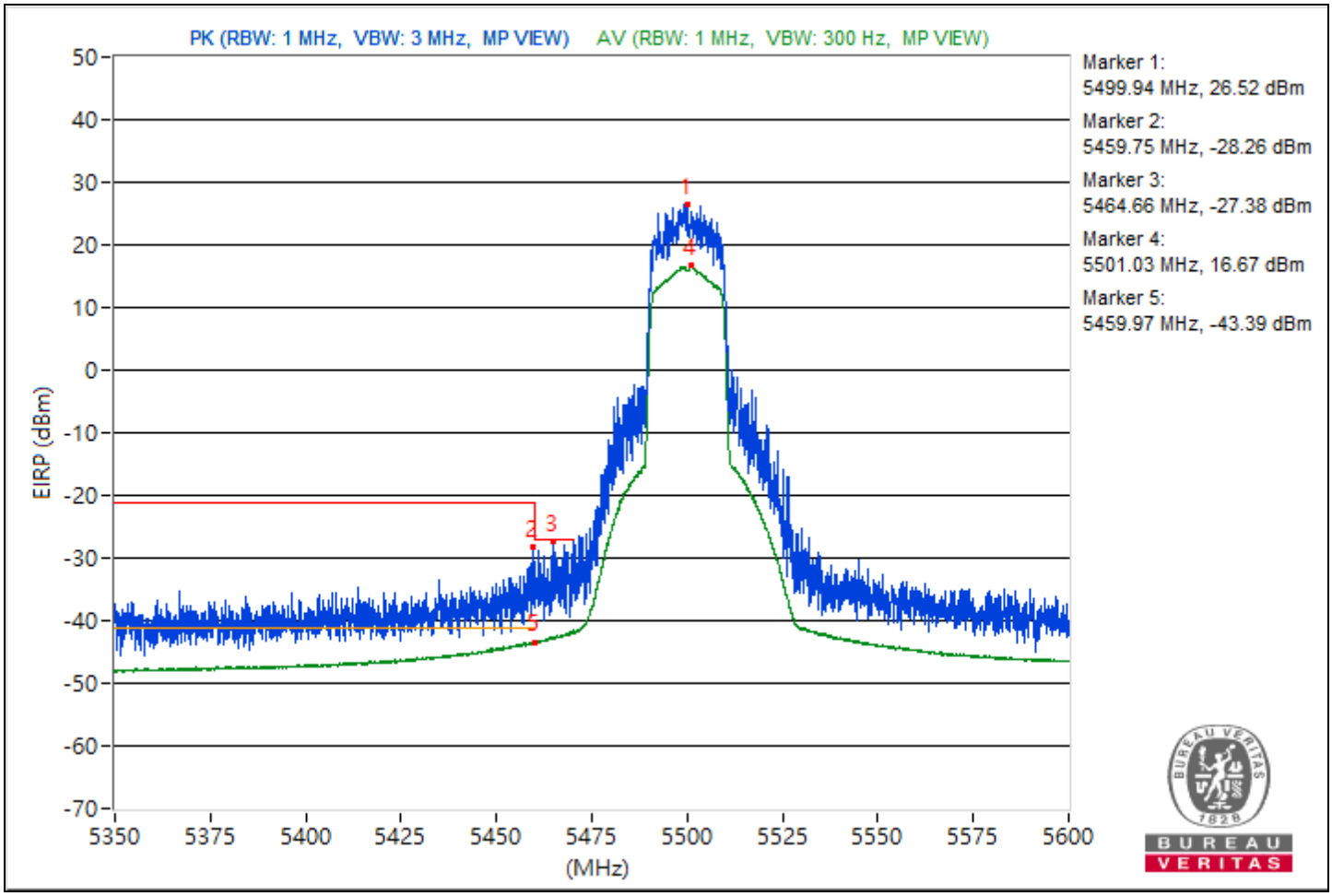

RF Mode	802.11be (EHT20)	Channel	CH 116：5580 MHz
Frequency Range	5.35 GHz ~ 5.6 GHz	Environmental Conditions	19°C, 61% RH
Tested By	Henry Hsu		

Conducted Band Edge							
No.	Frequency (MHz)	Emission Level (dBuV/m)	Limit (dBuV/m)	Margin (dB)	Raw Value Chain 0 (dBm)	Correction Factor (dB)	EIRP Level (dBm)
1	*5580.91	124.13 PK			20.5	8.37	28.87
2	5457.5	60.09 PK	74	-13.91	-43.54	8.37	-35.17
3	#5460.87	61.4 PK	68.26	-6.86	-42.23	8.37	-33.86
4	*5581.06	113.68 AV			10.05	8.37	18.42
5	5456.53	48.52 AV	54	-5.48	-55.11	8.37	-46.74

Notes:

1. Margin value = Emission Level - Limit value
2. " * ": Fundamental frequency, the limit was restricted at the RF Output Power.
3. " # ": The radiated frequency is out of the restricted band.

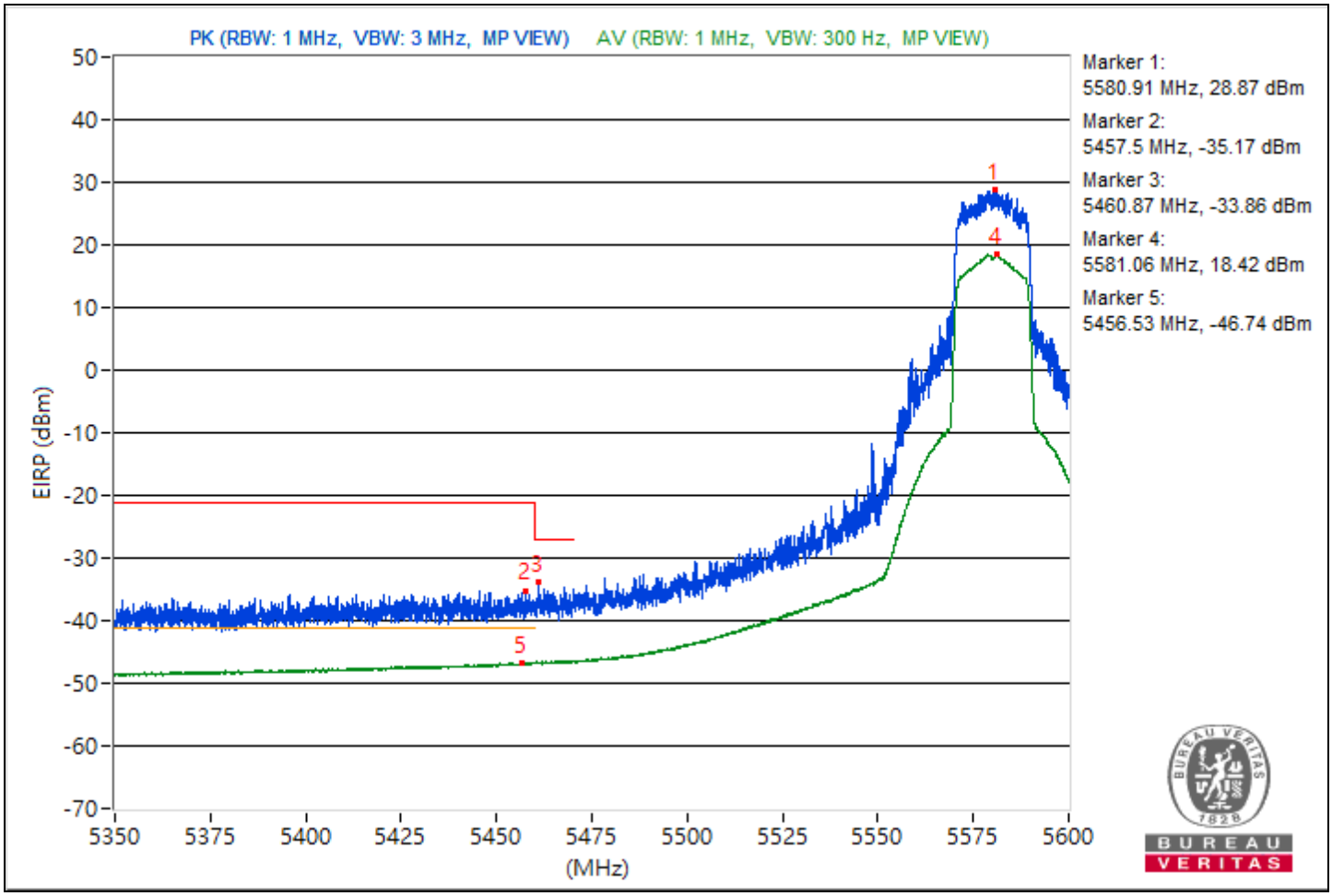

RF Mode	802.11be (EHT20)	Channel	CH 140：5700 MHz
Frequency Range	5.625 GHz ~ 5.825 GHz	Environmental Conditions	19°C, 61% RH
Tested By	Henry Hsu		

Conducted Band Edge							
No.	Frequency (MHz)	Emission Level (dBuV/m)	Limit (dBuV/m)	Margin (dB)	Raw Value Chain 0 (dBm)	Correction Factor (dB)	EIRP Level (dBm)
1	*5701.15	123.09			19.46	8.37	27.83
2	#5725.18	67.57	68.26	-0.69	-36.06	8.37	-27.69

Notes:

1. Margin value = Emission Level - Limit value
2. " * ": Fundamental frequency, the limit was restricted at the RF Output Power.
3. " # ": The radiated frequency is out of the restricted band.

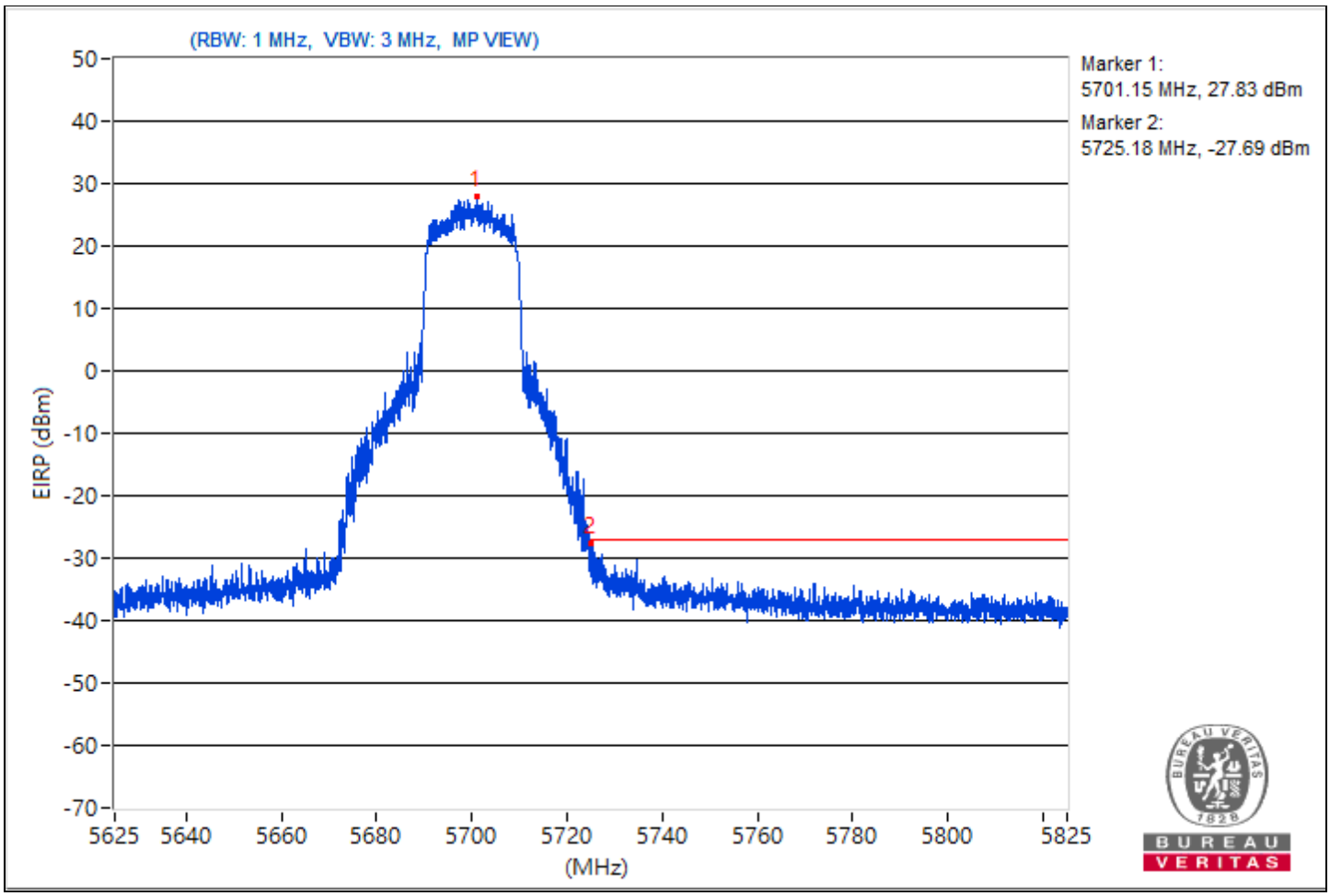

RF Mode	802.11be (EHT20)	Channel	CH 144：5720 MHz
Frequency Range	5.7 GHz ~ 6 GHz	Environmental Conditions	19°C, 61% RH
Tested By	Henry Hsu		

Conducted Band Edge							
No.	Frequency (MHz)	Emission Level (dBuV/m)	Limit (dBuV/m)	Margin (dB)	Raw Value Chain 0 (dBm)	Correction Factor (dB)	EIRP Level (dBm)
1	*5719.61	123.7			20.07	8.37	28.44
2	#5859.07	60.84	68.26	-7.42	-42.79	8.37	-34.42

Notes:

1. Margin value = Emission Level - Limit value
2. " * ": Fundamental frequency, the limit was restricted at the RF Output Power.
3. " # ": The radiated frequency is out of the restricted band.

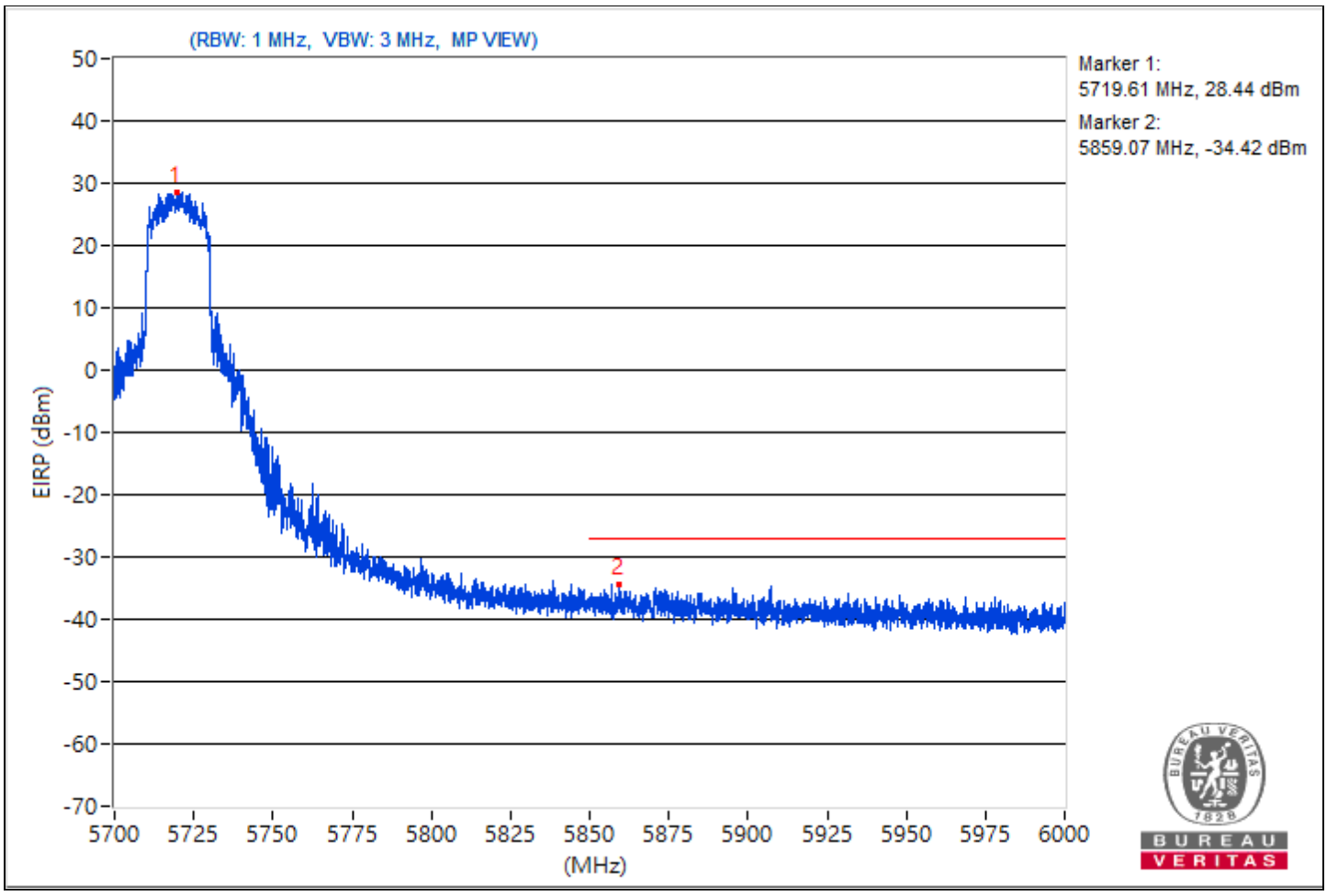

RF Mode	802.11be (EHT20)	Channel	CH 149：5745 MHz
Frequency Range	5.55 GHz ~ 6.025 GHz	Environmental Conditions	19°C, 61% RH
Tested By	Henry Hsu		

Conducted Band Edge							
No.	Frequency (MHz)	Emission Level (dBuV/m)	Limit (dBuV/m)	Margin (dB)	Raw Value Chain 0 (dBm)	Correction Factor (dB)	EIRP Level (dBm)
1	*5747.48	123.53			19.9	8.37	28.27
2	#5639.3	61.56	68.26	-6.7	-42.07	8.37	-33.7
3	#5649.99	60.95	68.26	-7.31	-42.68	8.37	-34.31
4	#5719.57	84.83	110.74	-25.91	-18.8	8.37	-10.43
5	#5720.88	87.46	112.87	-25.41	-16.17	8.37	-7.8
6	#5854.83	58.31	111.24	-52.93	-45.32	8.37	-36.95
7	#5874.66	60.72	105.35	-44.63	-42.91	8.37	-34.54
8	#5924.77	58.51	68.43	-9.92	-45.12	8.37	-36.75
9	#5928.93	59.48	68.26	-8.78	-44.15	8.37	-35.78

Notes:

1. Margin value = Emission Level - Limit value
2. " * ": Fundamental frequency, the limit was restricted at the RF Output Power.
3. " # ": The radiated frequency is out of the restricted band.

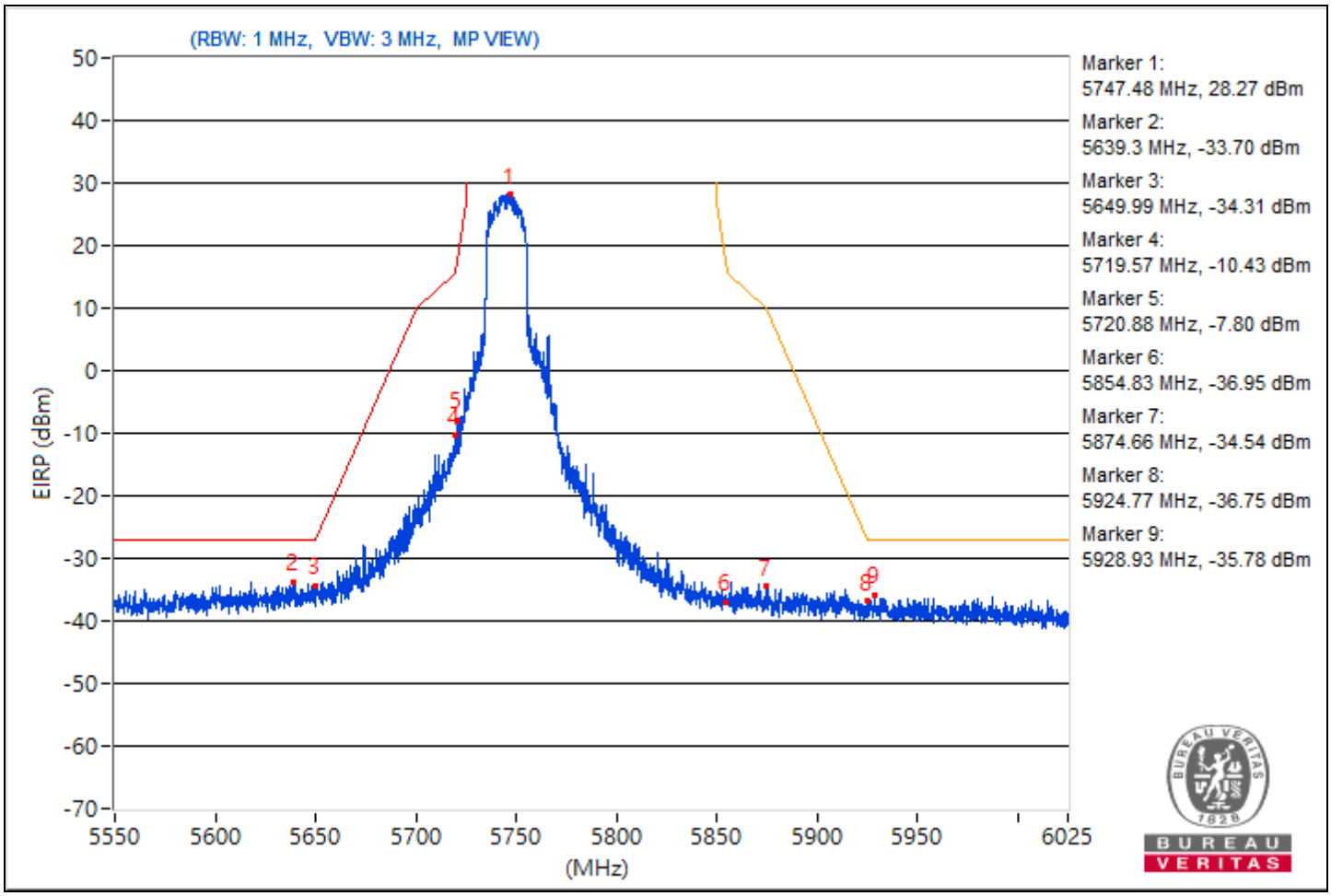

RF Mode	802.11be (EHT20)	Channel	CH 157：5785 MHz
Frequency Range	5.55 GHz ~ 6.025 GHz	Environmental Conditions	19°C, 61% RH
Tested By	Henry Hsu		

Conducted Band Edge							
No.	Frequency (MHz)	Emission Level (dBuV/m)	Limit (dBuV/m)	Margin (dB)	Raw Value Chain 0 (dBm)	Correction Factor (dB)	EIRP Level (dBm)
1	*5785.24	123.2			19.57	8.37	27.94
2	#5614.96	60.94	68.26	-7.32	-42.69	8.37	-34.32
3	#5649.99	59.96	68.26	-8.3	-43.67	8.37	-35.3
4	#5711.14	65.09	108.38	-43.29	-38.54	8.37	-30.17
5	#5720.05	66.37	110.97	-44.6	-37.26	8.37	-28.89
6	#5854.71	63.19	111.52	-48.33	-40.44	8.37	-32.07
7	#5871.81	61.32	106.15	-44.83	-42.31	8.37	-33.94
8	#5923.71	59.91	69.22	-9.31	-43.72	8.37	-35.35
9	#5953.87	59.88	68.26	-8.38	-43.75	8.37	-35.38

Notes:

1. Margin value = Emission Level - Limit value
2. " * ": Fundamental frequency, the limit was restricted at the RF Output Power.
3. " # ": The radiated frequency is out of the restricted band.

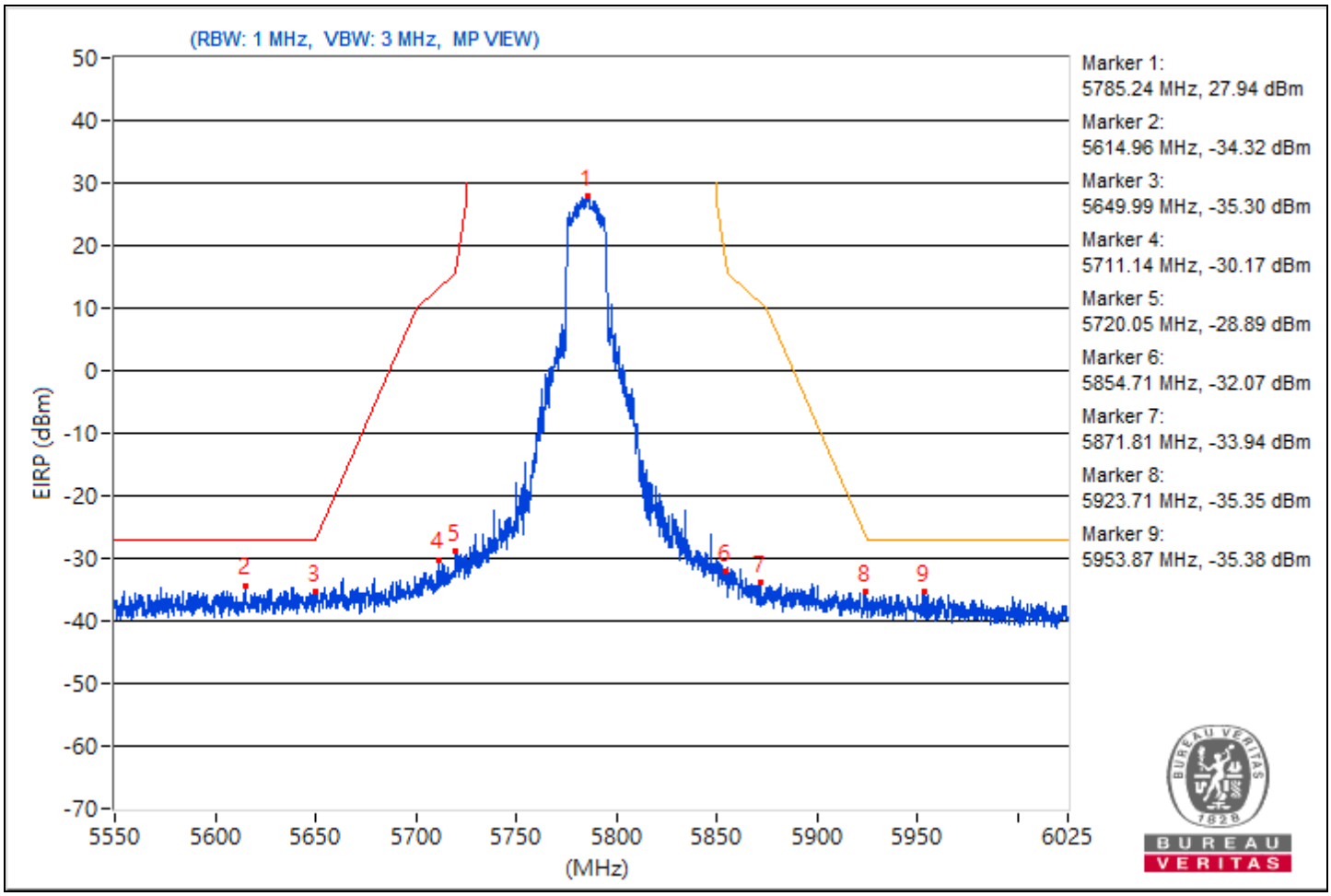

RF Mode	802.11be (EHT20)	Channel	CH 165：5825 MHz
Frequency Range	5.55 GHz ~ 6.025 GHz	Environmental Conditions	19°C, 61% RH
Tested By	Henry Hsu		

Conducted Band Edge							
No.	Frequency (MHz)	Emission Level (dBuV/m)	Limit (dBuV/m)	Margin (dB)	Raw Value Chain 0 (dBm)	Correction Factor (dB)	EIRP Level (dBm)
1	*5828.35	123.9			20.27	8.37	28.64
2	#5593.34	60.96	68.26	-7.3	-42.67	8.37	-34.3
3	#5650.7	58.28	68.78	-10.5	-45.35	8.37	-36.98
4	#5702	60.85	105.82	-44.97	-42.78	8.37	-34.41
5	#5720.29	59.96	111.52	-51.56	-43.67	8.37	-35.3
6	#5854.83	80.24	111.24	-31	-23.39	8.37	-15.02
7	#5870.27	77.55	106.58	-29.03	-26.08	8.37	-17.71
8	#5922.64	61.24	70.01	-8.77	-42.39	8.37	-34.02
9	#5930.12	62.17	68.26	-6.09	-41.46	8.37	-33.09

Notes:

1. Margin value = Emission Level - Limit value
2. " * ": Fundamental frequency, the limit was restricted at the RF Output Power.
3. " # ": The radiated frequency is out of the restricted band.

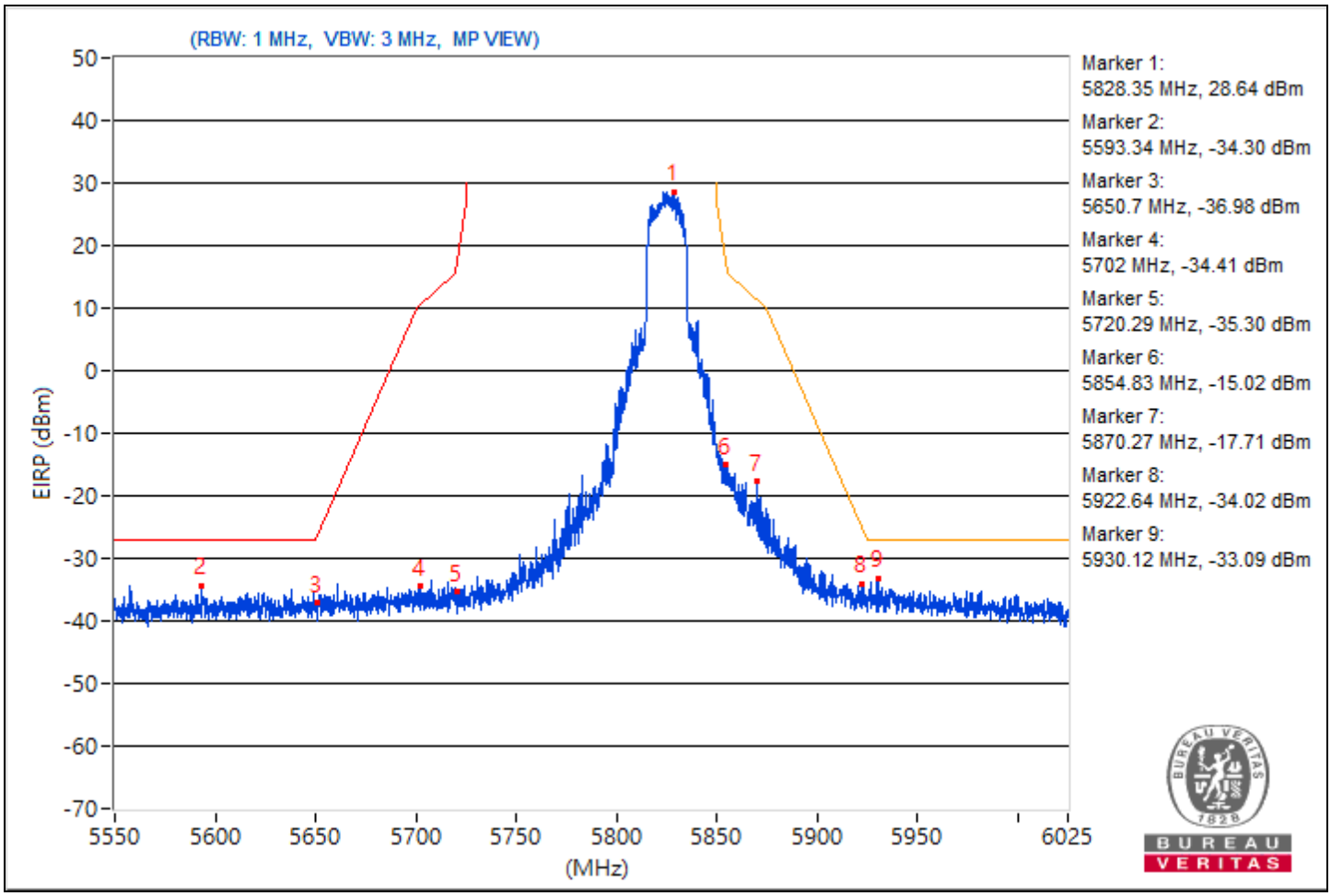

RF Mode	802.11be (EHT40)	Channel	CH 38：5190 MHz
Frequency Range	5.05 GHz ~ 5.25 GHz	Environmental Conditions	24°C, 64% RH
Tested By	Katina Lu		

Conducted Band Edge							
No.	Frequency (MHz)	Emission Level (dBuV/m)	Limit (dBuV/m)	Margin (dB)	Raw Value Chain 0 (dBm)	Correction Factor (dB)	EIRP Level (dBm)
1	*5188.75	114.82 PK			11.19	8.37	19.56
2	*5188.75	107.77 AV			4.14	8.37	12.51
3	5149.77	60.54 PK	74	-13.46	-43.09	8.37	-34.72
4	5149.77	53.36 AV	54	-0.64	-50.27	8.37	-41.9

Notes:

1. Margin value = Emission Level - Limit value
2. " * ": Fundamental frequency, the limit was restricted at the RF Output Power.

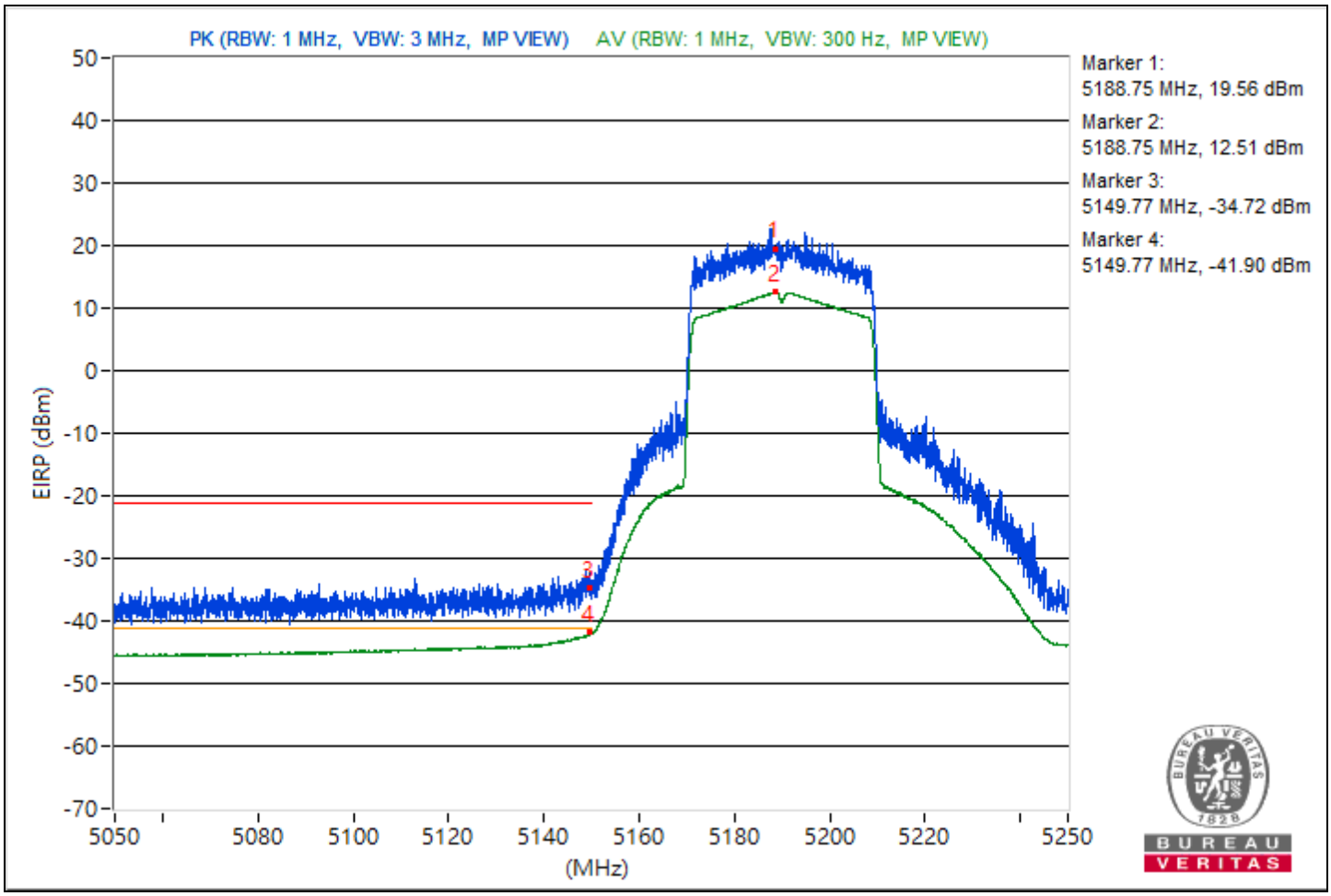

RF Mode	802.11be (EHT40)	Channel	CH 46：5230 MHz
Frequency Range	5.05 GHz ~ 5.25 GHz	Environmental Conditions	24°C, 64% RH
Tested By	Katina Lu		

Conducted Band Edge							
No.	Frequency (MHz)	Emission Level (dBuV/m)	Limit (dBuV/m)	Margin (dB)	Raw Value Chain 0 (dBm)	Correction Factor (dB)	EIRP Level (dBm)
1	*5228.77	115.41 PK			11.78	8.37	20.15
2	*5228.77	108.36 AV			4.73	8.37	13.1
3	5149.4	61.88 PK	74	-12.12	-41.75	8.37	-33.38
4	5149.4	53.73 AV	54	-0.27	-49.9	8.37	-41.53

Notes:

1. Margin value = Emission Level - Limit value
2. " * ": Fundamental frequency, the limit was restricted at the RF Output Power.

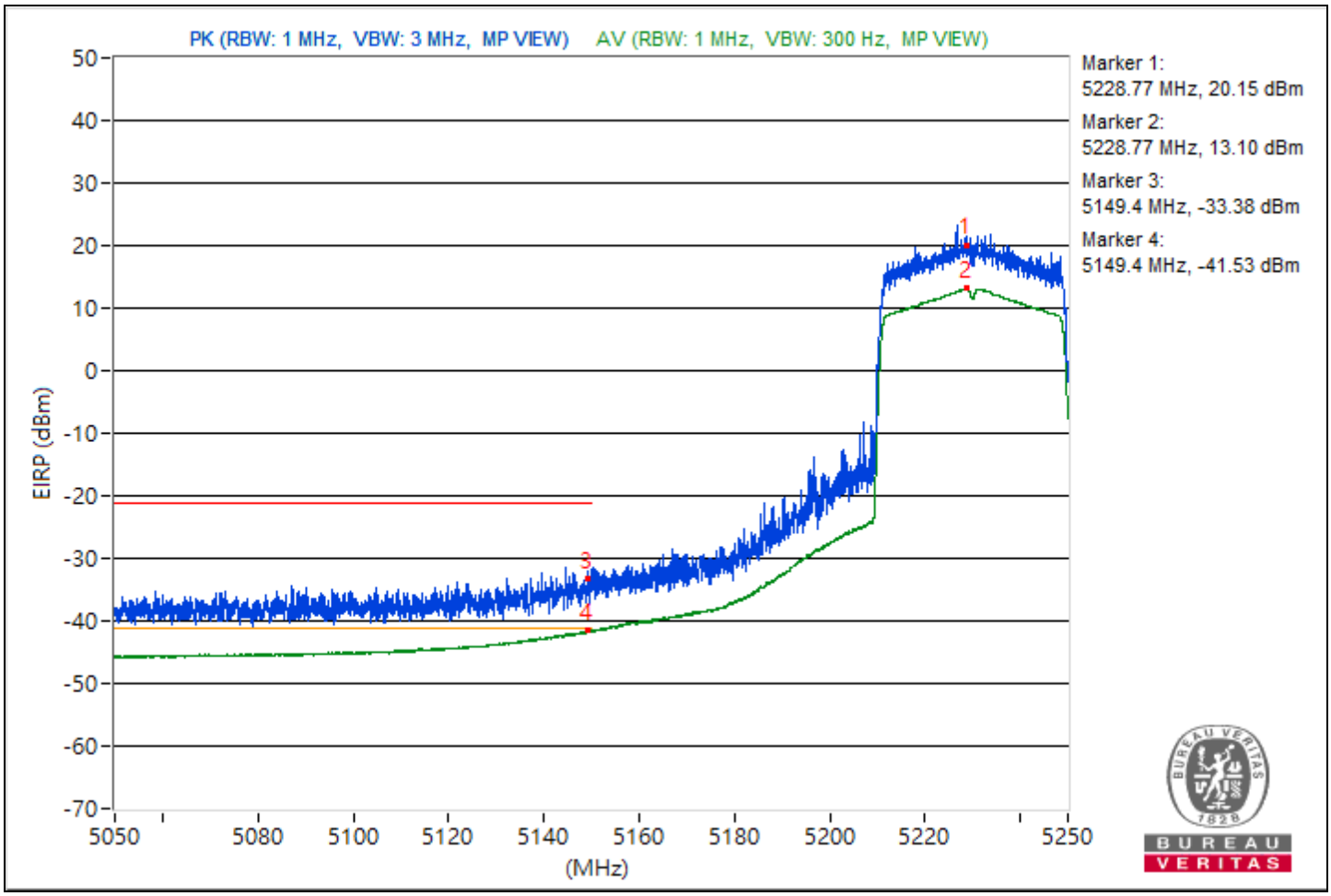

RF Mode	802.11be (EHT40)	Channel	CH 54：5270 MHz
Frequency Range	5.25 GHz ~ 5.45 GHz	Environmental Conditions	20°C, 60% RH
Tested By	Henry Hsu		

Conducted Band Edge							
No.	Frequency (MHz)	Emission Level (dBuV/m)	Limit (dBuV/m)	Margin (dB)	Raw Value Chain 0 (dBm)	Correction Factor (dB)	EIRP Level (dBm)
1	*5268.23	117.09 PK			13.46	8.37	21.83
2	*5268.23	108.06 AV			4.43	8.37	12.8
3	5350.18	62.92 PK	74	-11.08	-40.71	8.37	-32.34
4	5350.18	53.36 AV	54	-0.64	-50.27	8.37	-41.9

Notes:

1. Margin value = Emission Level - Limit value
2. " * ": Fundamental frequency, the limit was restricted at the RF Output Power.

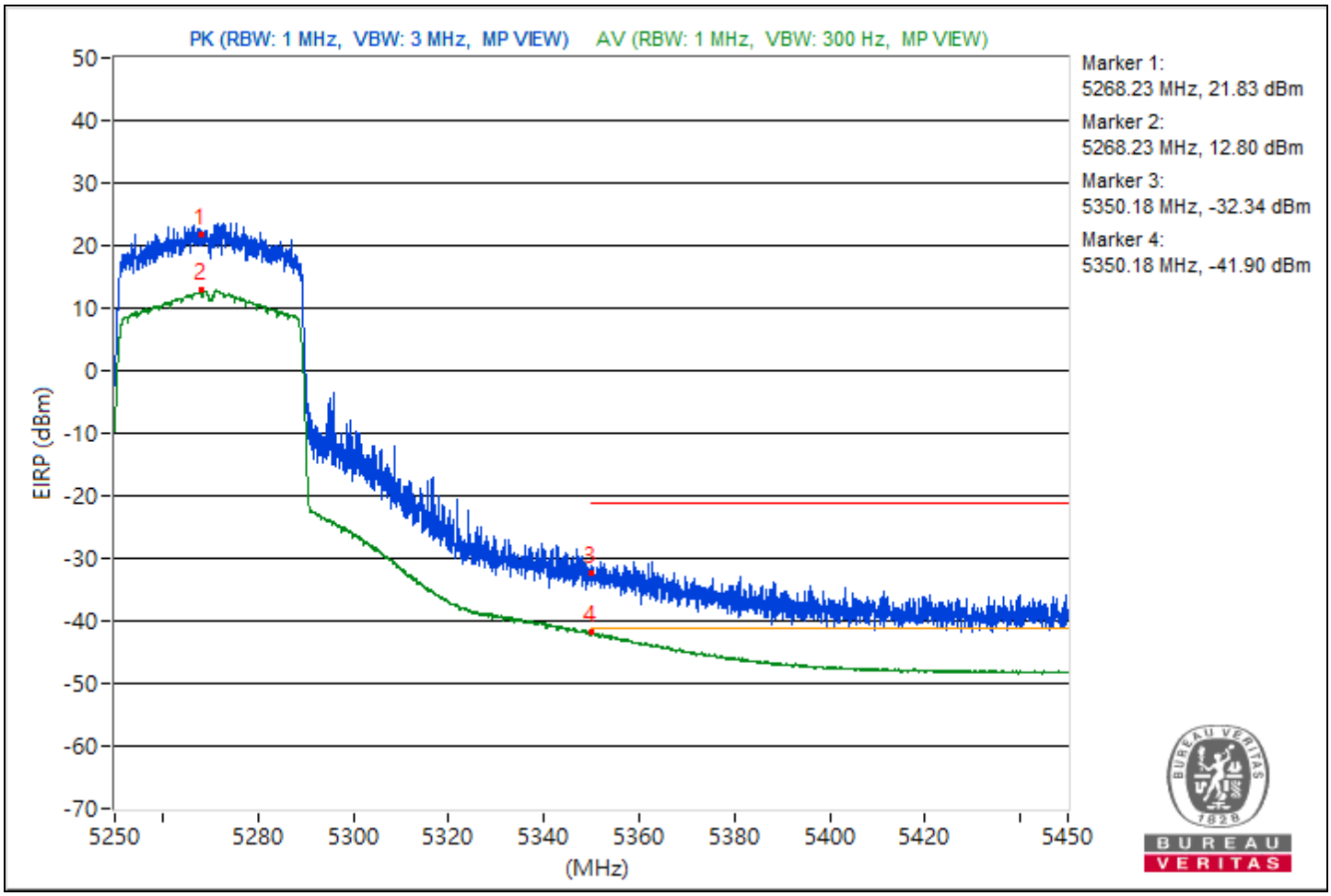

RF Mode	802.11be (EHT40)	Channel	CH 62：5310 MHz
Frequency Range	5.25 GHz ~ 5.45 GHz	Environmental Conditions	24°C, 64% RH
Tested By	Katina Lu		

Conducted Band Edge							
No.	Frequency (MHz)	Emission Level (dBuV/m)	Limit (dBuV/m)	Margin (dB)	Raw Value Chain 0 (dBm)	Correction Factor (dB)	EIRP Level (dBm)
1	*5311.45	113.04 PK			9.41	8.37	17.78
2	*5311.45	108.53 AV			4.9	8.37	13.27
3	5350.12	59.32 PK	74	-14.68	-44.31	8.37	-35.94
4	5350.12	53.09 AV	54	-0.91	-50.54	8.37	-42.17

Notes:

1. Margin value = Emission Level - Limit value
2. " * ": Fundamental frequency, the limit was restricted at the RF Output Power.

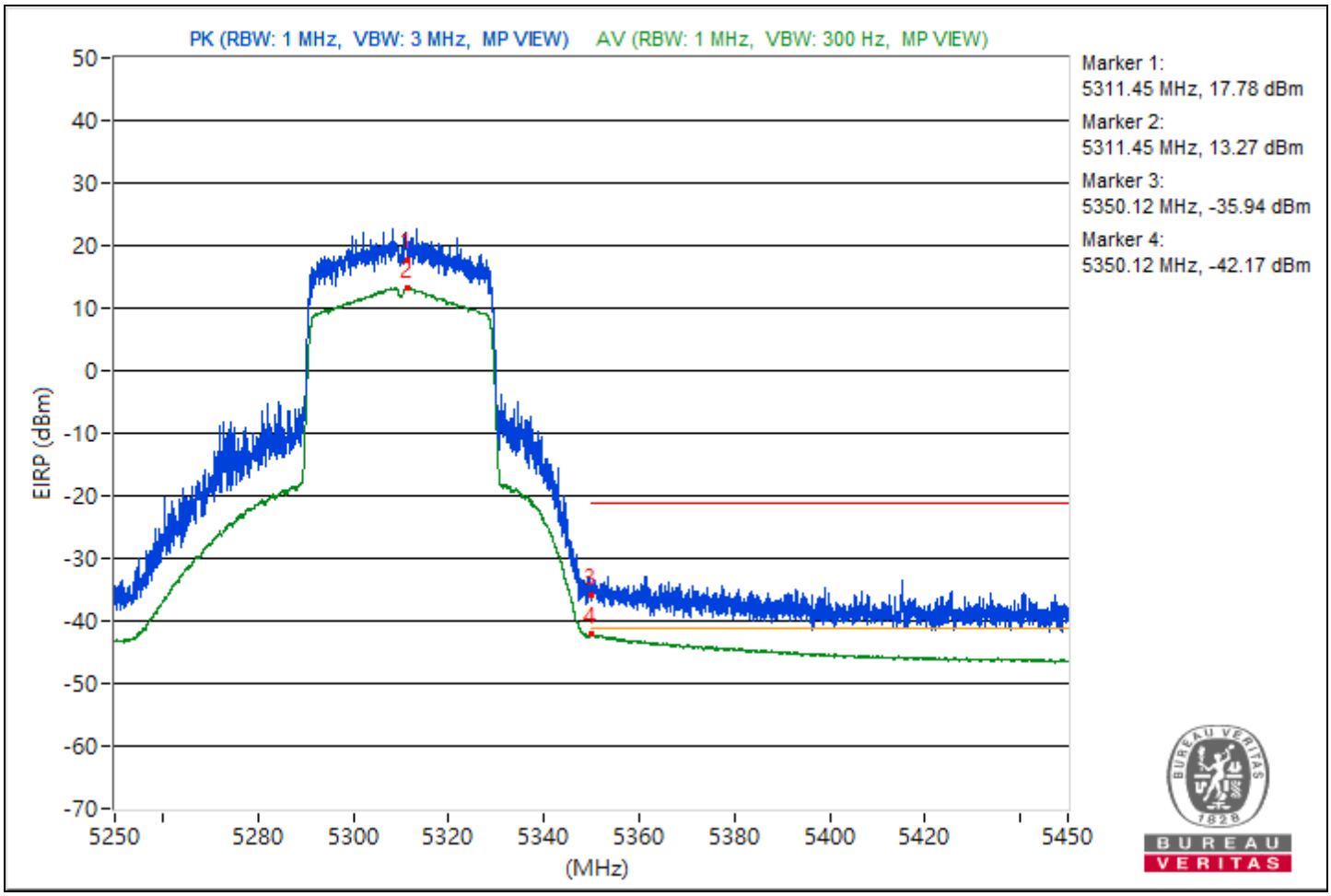

RF Mode	802.11be (EHT40)	Channel	CH 102：5510 MHz
Frequency Range	5.35 GHz ~ 5.6 GHz	Environmental Conditions	24°C, 64% RH
Tested By	Katina Lu		

Conducted Band Edge							
No.	Frequency (MHz)	Emission Level (dBuV/m)	Limit (dBuV/m)	Margin (dB)	Raw Value Chain 0 (dBm)	Correction Factor (dB)	EIRP Level (dBm)
1	*5506.03	118.61 PK			14.98	8.37	23.35
2	5441.03	62.81 PK	74	-11.19	-40.82	8.37	-32.45
3	#5465.78	64.27 PK	68.26	-3.99	-39.36	8.37	-30.99
4	*5508.44	108.92 AV			5.29	8.37	13.66
5	5459.94	52.17 AV	54	-1.83	-51.46	8.37	-43.09

Notes:

1. Margin value = Emission Level - Limit value
2. " * ": Fundamental frequency, the limit was restricted at the RF Output Power.
3. " # ": The radiated frequency is out of the restricted band.

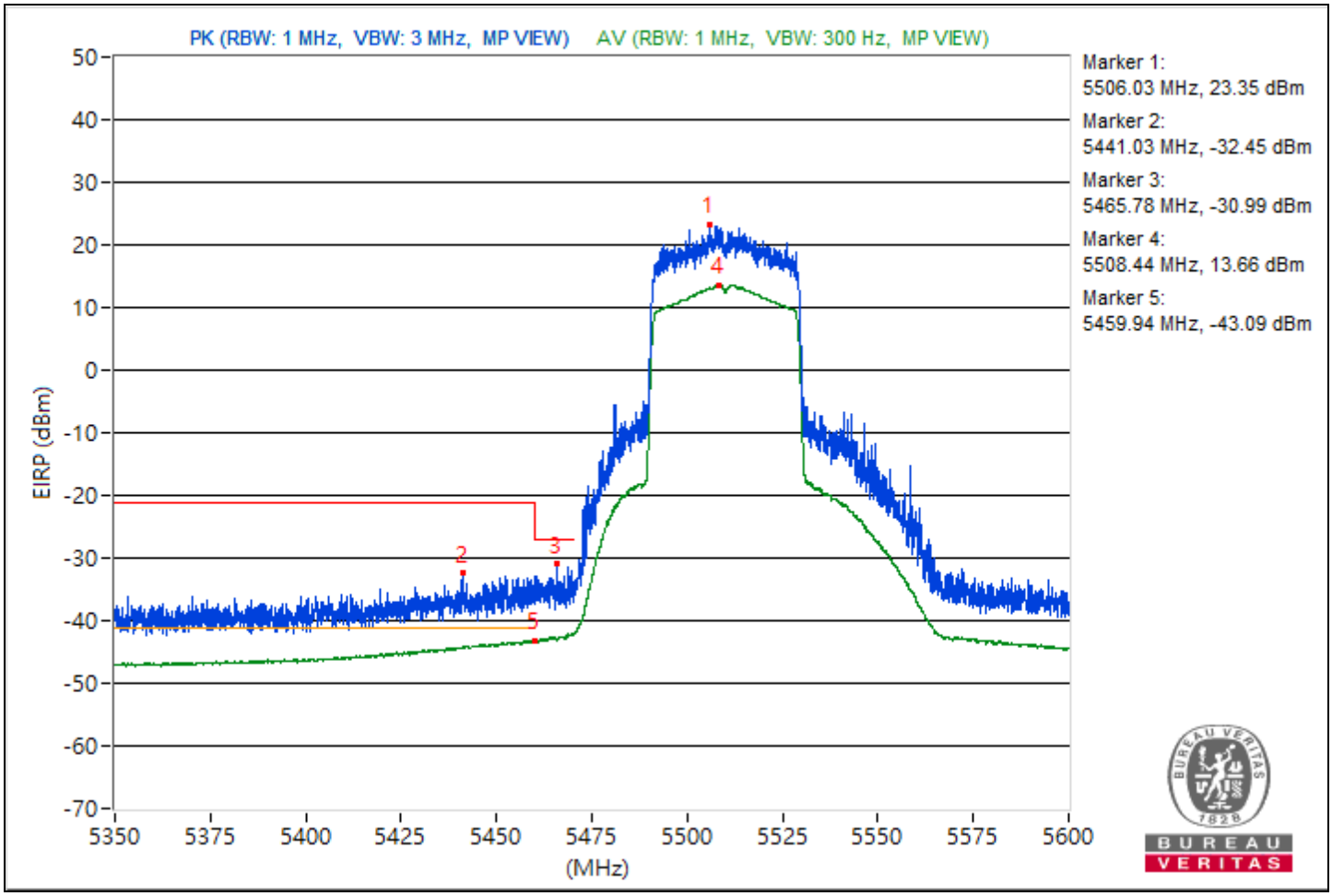

RF Mode	802.11be (EHT40)	Channel	CH 110：5550 MHz
Frequency Range	5.35 GHz ~ 5.6 GHz	Environmental Conditions	20°C, 60% RH
Tested By	Henry Hsu		

Conducted Band Edge							
No.	Frequency (MHz)	Emission Level (dBuV/m)	Limit (dBuV/m)	Margin (dB)	Raw Value Chain 0 (dBm)	Correction Factor (dB)	EIRP Level (dBm)
1	*5548.66	121.48 PK			17.85	8.37	26.22
2	5453.31	65.56 PK	74	-8.44	-38.07	8.37	-29.7
3	#5469.25	66.93 PK	68.26	-1.33	-36.7	8.37	-28.33
4	*5551.72	108.7 AV			5.07	8.37	13.44
5	5459.09	53.28 AV	54	-0.72	-50.35	8.37	-41.98

Notes:

1. Margin value = Emission Level - Limit value
2. " * ": Fundamental frequency, the limit was restricted at the RF Output Power.
3. " # ": The radiated frequency is out of the restricted band.

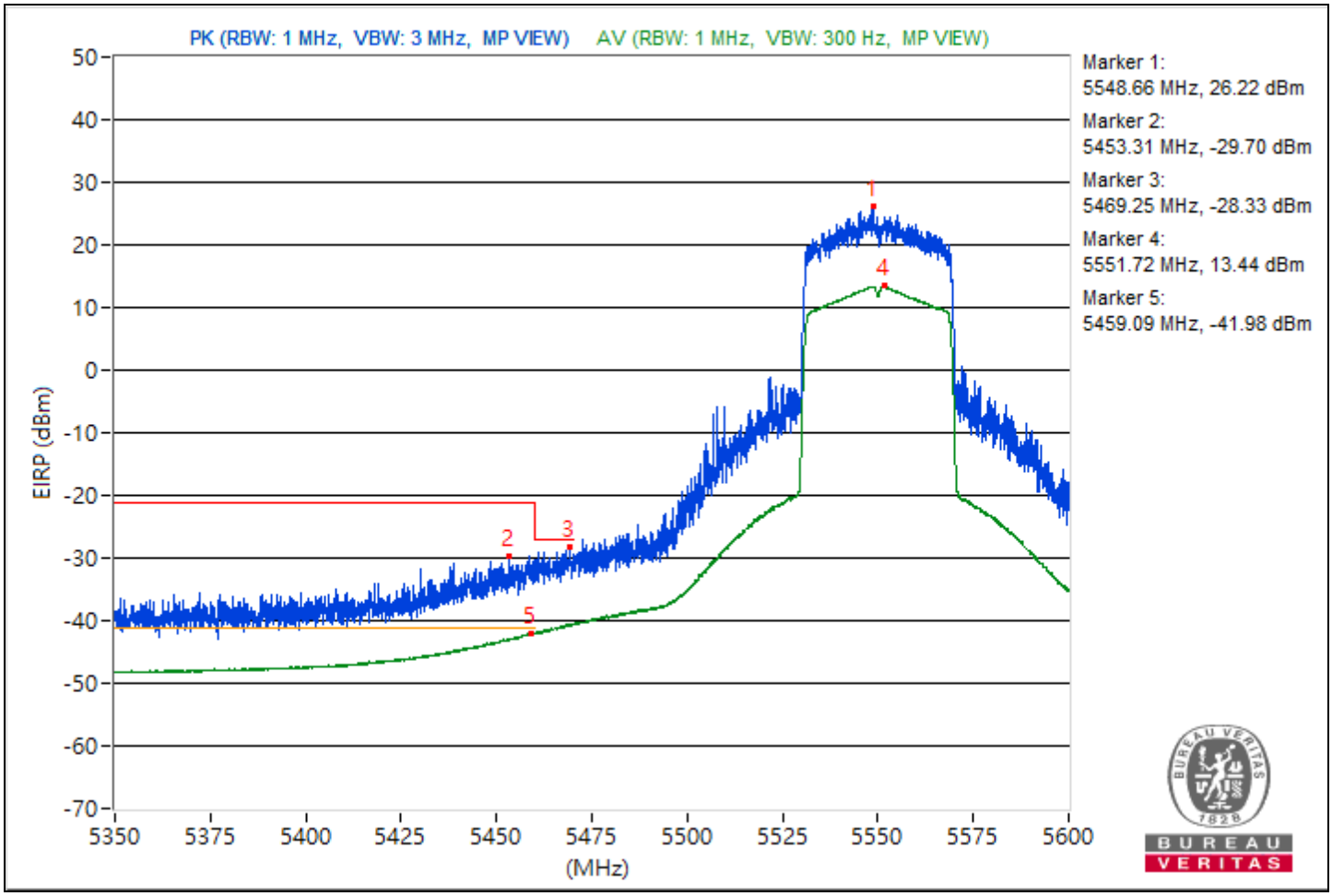

RF Mode	802.11be (EHT40)	Channel	CH 134：5670 MHz
Frequency Range	5.625 GHz ~ 5.825 GHz	Environmental Conditions	20°C, 60% RH
Tested By	Henry Hsu		

Conducted Band Edge							
No.	Frequency (MHz)	Emission Level (dBuV/m)	Limit (dBuV/m)	Margin (dB)	Raw Value Chain 0 (dBm)	Correction Factor (dB)	EIRP Level (dBm)
1	*5674.25	120.32			16.69	8.37	25.06
2	#5726.52	67.66	68.26	-0.6	-35.97	8.37	-27.6

Notes:

1. Margin value = Emission Level - Limit value
2. " * ": Fundamental frequency, the limit was restricted at the RF Output Power.
3. " # ": The radiated frequency is out of the restricted band.

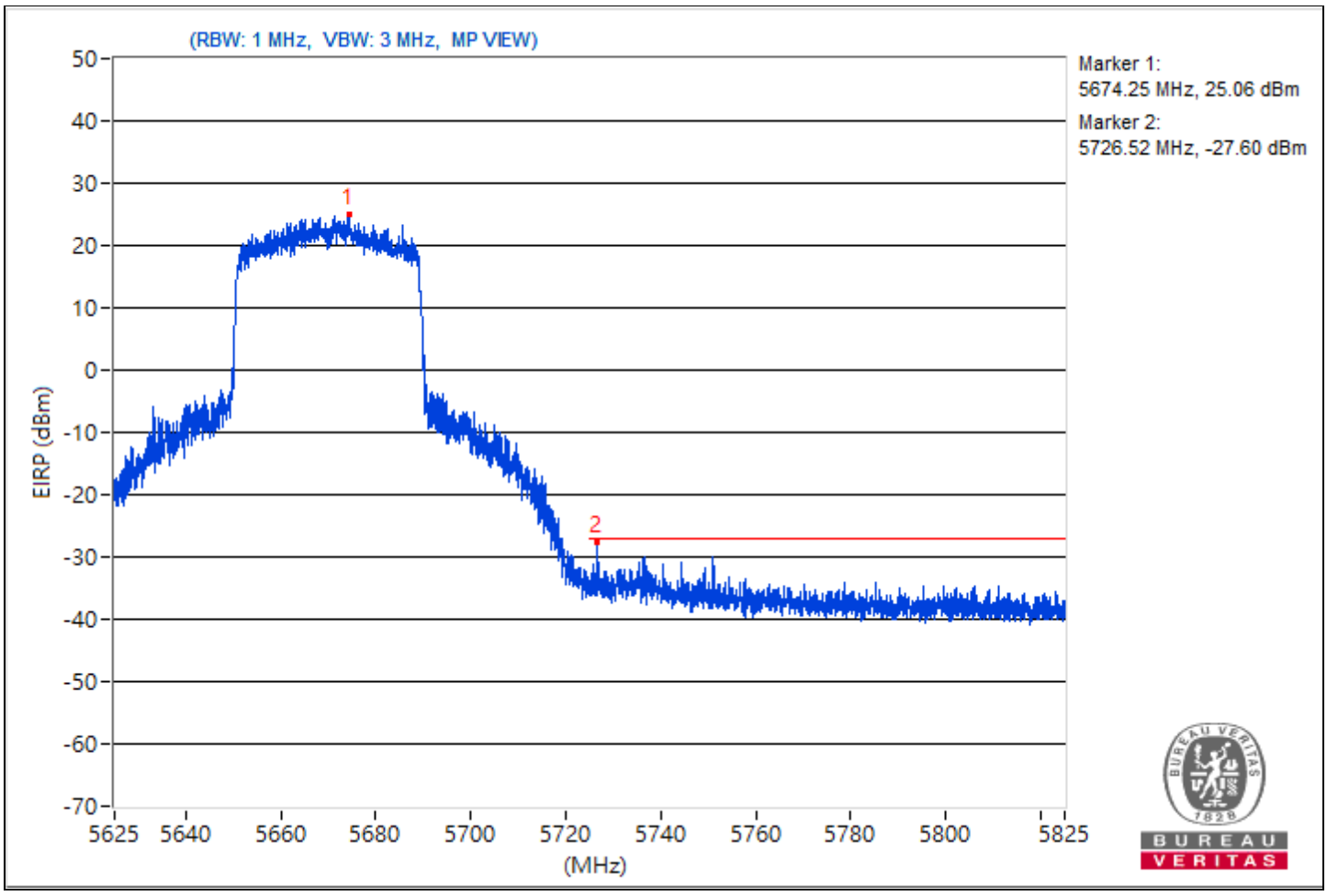

RF Mode	802.11be (EHT40)	Channel	CH 142：5710 MHz
Frequency Range	5.7 GHz ~ 6 GHz	Environmental Conditions	20°C, 60% RH
Tested By	Henry Hsu		

Conducted Band Edge							
No.	Frequency (MHz)	Emission Level (dBuV/m)	Limit (dBuV/m)	Margin (dB)	Raw Value Chain 0 (dBm)	Correction Factor (dB)	EIRP Level (dBm)
1	*5708.48	123.35			19.72	8.37	28.09
2	#5853.52	61.34	68.26	-6.92	-42.29	8.37	-33.92

Notes:

1. Margin value = Emission Level - Limit value
2. " * ": Fundamental frequency, the limit was restricted at the RF Output Power.
3. " # ": The radiated frequency is out of the restricted band.

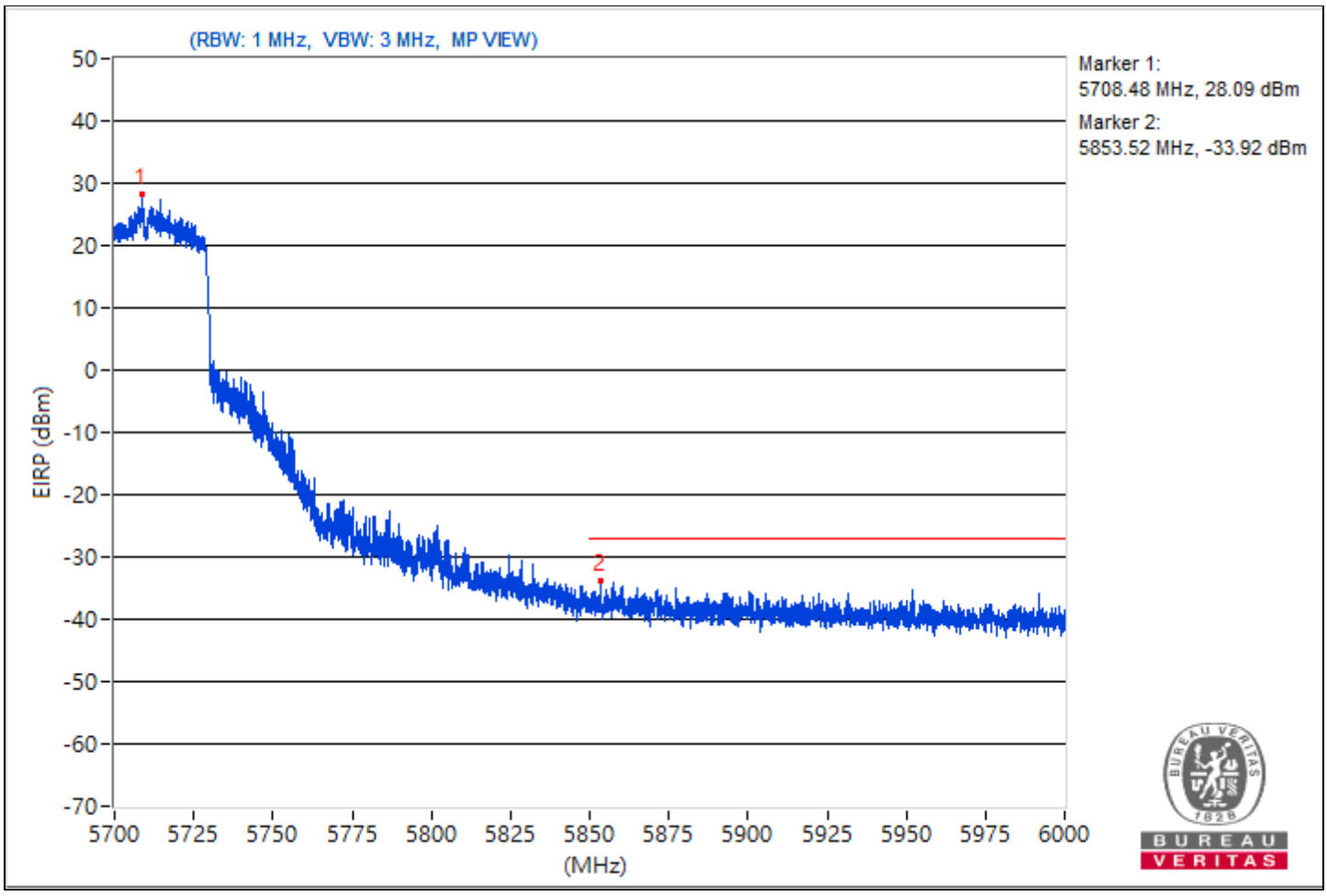

RF Mode	802.11be (EHT40)	Channel	CH 151：5755 MHz
Frequency Range	5.55 GHz ~ 6.025 GHz	Environmental Conditions	20°C, 60% RH
Tested By	Henry Hsu		

Conducted Band Edge							
No.	Frequency (MHz)	Emission Level (dBuV/m)	Limit (dBuV/m)	Margin (dB)	Raw Value Chain 0 (dBm)	Correction Factor (dB)	EIRP Level (dBm)
1	*5761.37	122.39			18.76	8.37	27.13
2	#5635.5	63.87	68.26	-4.39	-39.76	8.37	-31.39
3	#5653.43	67.28	70.8	-3.52	-36.35	8.37	-27.98
4	#5718.86	85.58	110.54	-24.96	-18.05	8.37	-9.68
5	#5720.17	84.04	111.24	-27.2	-19.59	8.37	-11.22
6	#5854.48	64.49	112.06	-47.57	-39.14	8.37	-30.77
7	#5874.78	64.38	105.32	-40.94	-39.25	8.37	-30.88
8	#5922.28	61.07	70.27	-9.2	-42.56	8.37	-34.19
9	#5962.3	59.66	68.26	-8.6	-43.97	8.37	-35.6

Notes:

1. Margin value = Emission Level - Limit value
2. " * ": Fundamental frequency, the limit was restricted at the RF Output Power.
3. " # ": The radiated frequency is out of the restricted band.

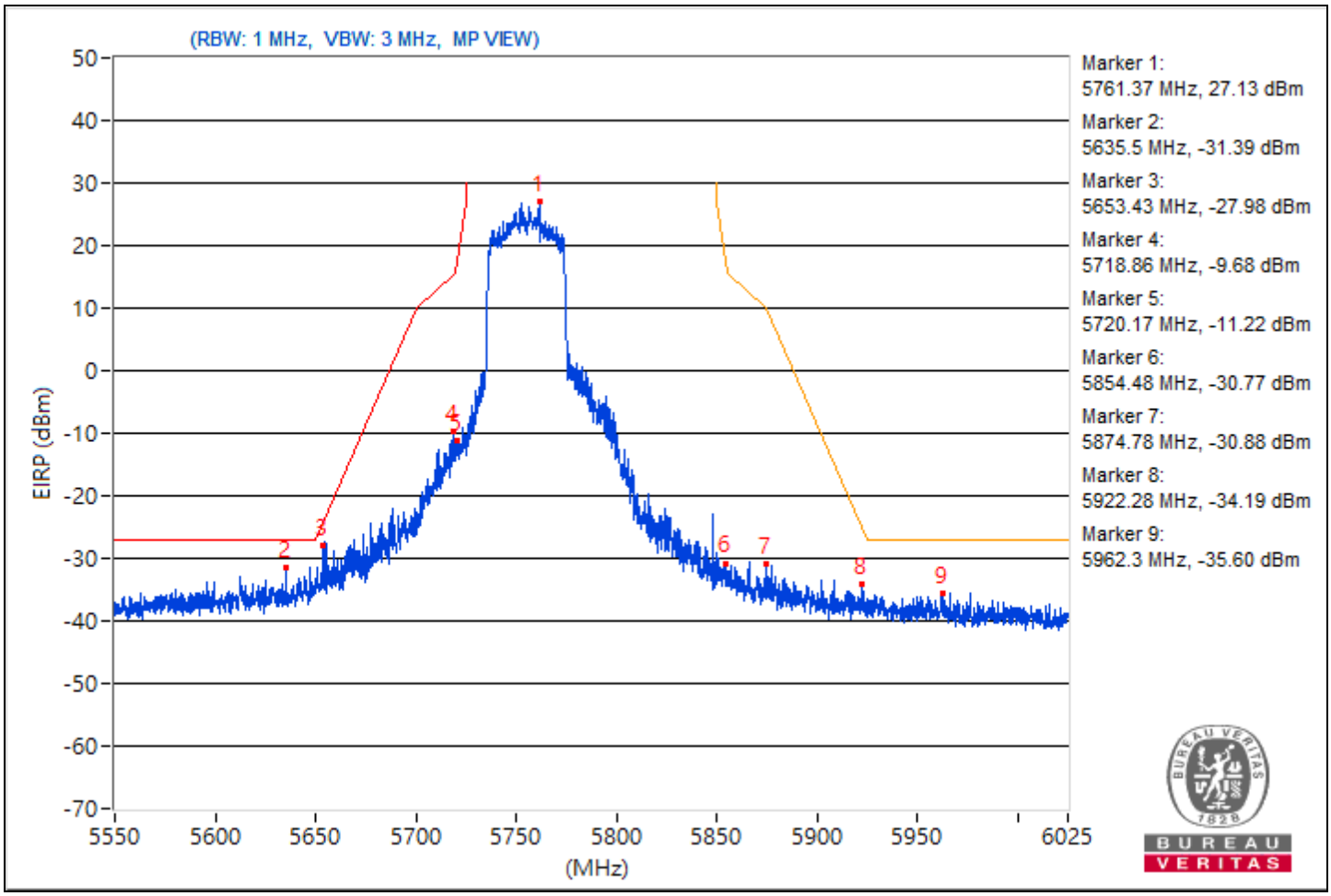

RF Mode	802.11be (EHT40)	Channel	CH 159：5795 MHz
Frequency Range	5.55 GHz ~ 6.025 GHz	Environmental Conditions	20°C, 60% RH
Tested By	Henry Hsu		

Conducted Band Edge							
No.	Frequency (MHz)	Emission Level (dBuV/m)	Limit (dBuV/m)	Margin (dB)	Raw Value Chain 0 (dBm)	Correction Factor (dB)	EIRP Level (dBm)
1	*5797.24	120.36			16.73	8.37	25.1
2	#5646.66	60.75	68.26	-7.51	-42.88	8.37	-34.51
3	#5650.58	59.69	68.69	-9	-43.94	8.37	-35.57
4	#5703.54	66.39	106.25	-39.86	-37.24	8.37	-28.87
5	#5720.05	68.9	110.97	-42.07	-34.73	8.37	-26.36
6	#5854	73.9	113.14	-39.24	-29.73	8.37	-21.36
7	#5870.39	71.67	106.55	-34.88	-31.96	8.37	-23.59
8	#5922.4	61.51	70.18	-8.67	-42.12	8.37	-33.75
9	#5925.01	63.02	68.26	-5.24	-40.61	8.37	-32.24

Notes:

1. Margin value = Emission Level - Limit value
2. " * ": Fundamental frequency, the limit was restricted at the RF Output Power.
3. " # ": The radiated frequency is out of the restricted band.

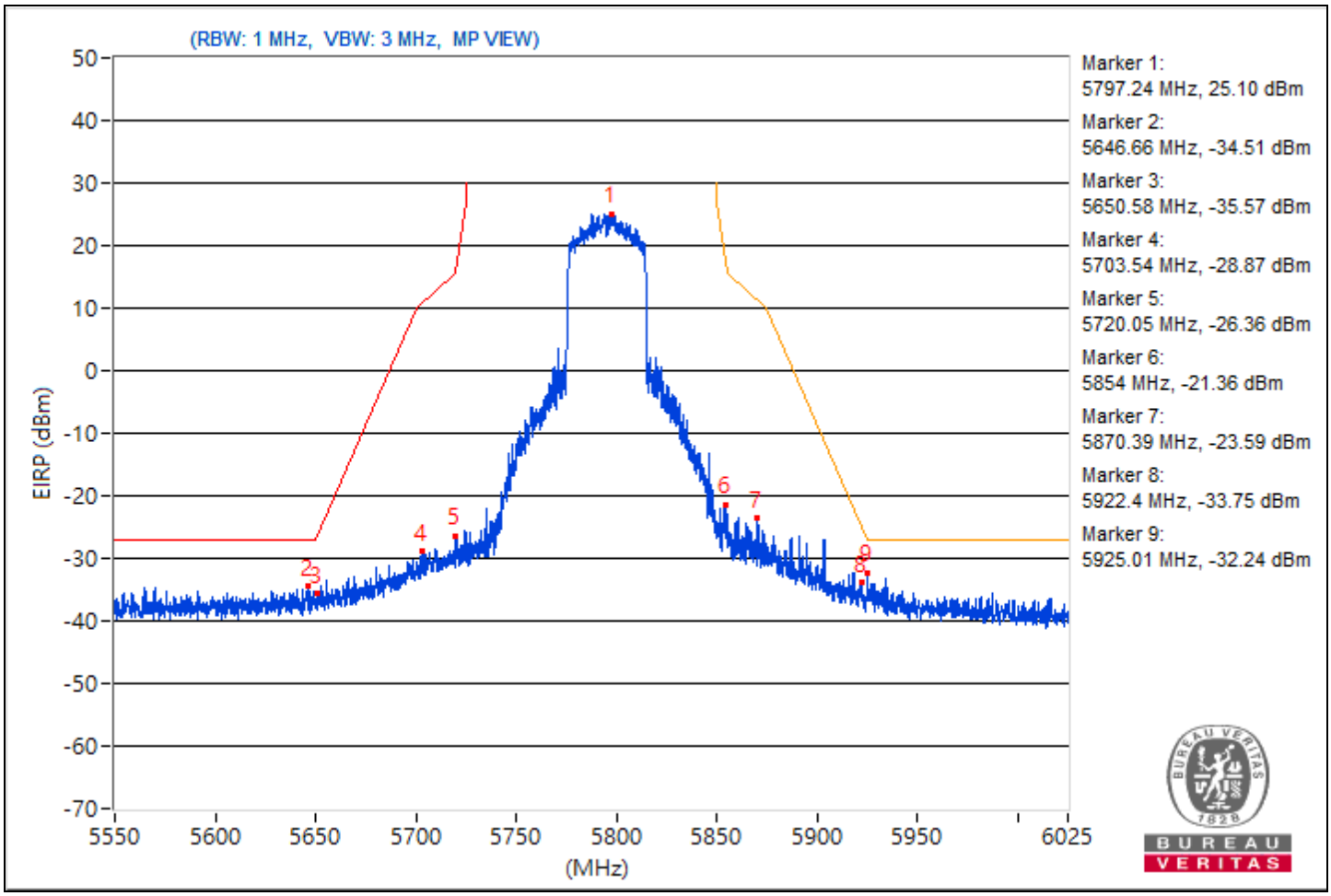

RF Mode	802.11be (EHT80)	Channel	CH 42：5210 MHz
Frequency Range	5.05 GHz ~ 5.25 GHz	Environmental Conditions	22°C, 61% RH
Tested By	Katina Lu		

Conducted Band Edge							
No.	Frequency (MHz)	Emission Level (dBuV/m)	Limit (dBuV/m)	Margin (dB)	Raw Value Chain 0 (dBm)	Correction Factor (dB)	EIRP Level (dBm)
1	*5208.35	112.74 PK			9.11	8.37	17.48
2	*5208.35	105.27 AV			1.64	8.37	10.01
3	5149.98	58.53 PK	74	-15.47	-45.1	8.37	-36.73
4	5149.98	52.68 AV	54	-1.32	-50.95	8.37	-42.58

Notes:

1. Margin value = Emission Level - Limit value
2. " * ": Fundamental frequency, the limit was restricted at the RF Output Power.

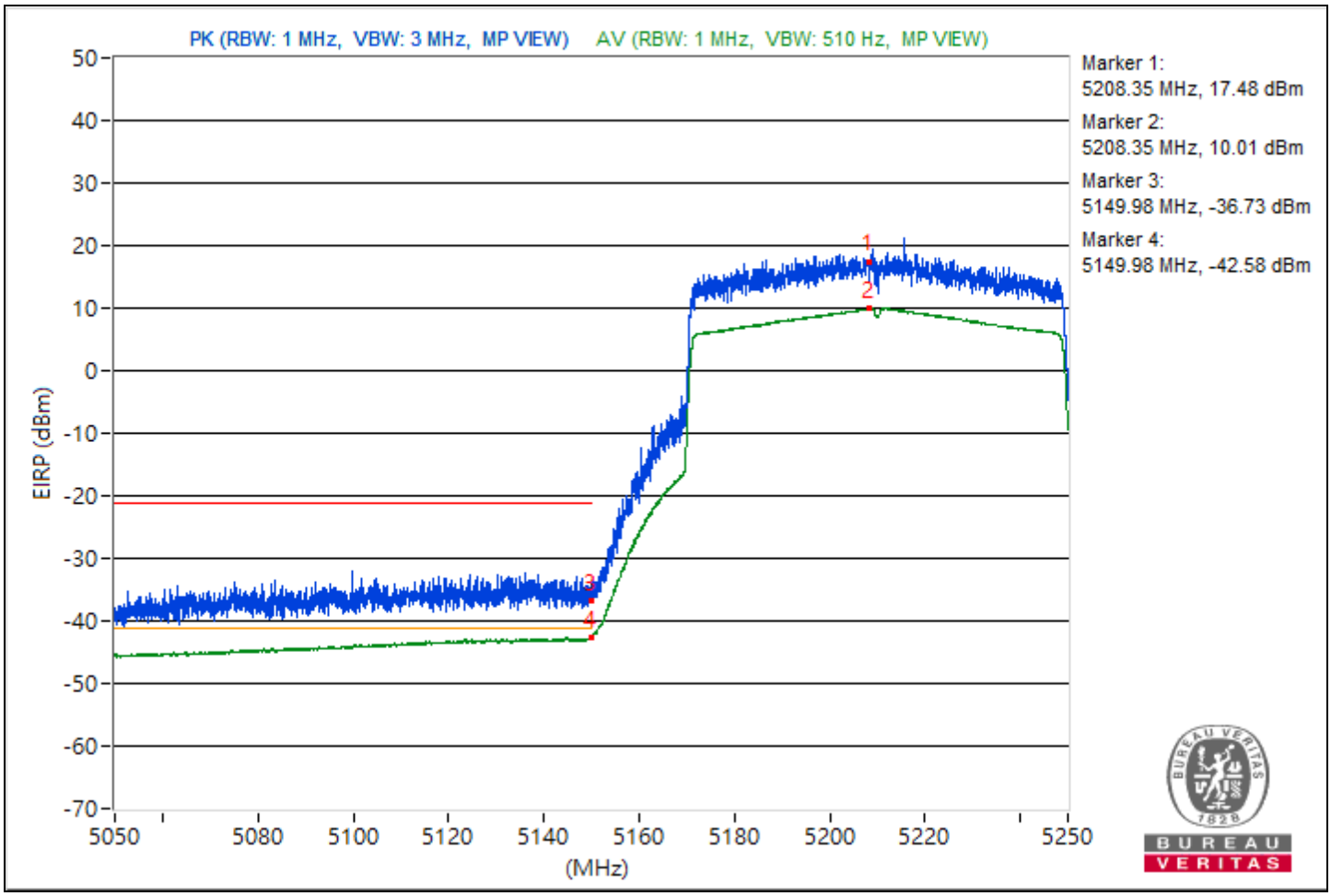

RF Mode	802.11be (EHT80)	Channel	CH 58：5290 MHz
Frequency Range	5.25 GHz ~ 5.45 GHz	Environmental Conditions	22°C, 61% RH
Tested By	Katina Lu		

Conducted Band Edge							
No.	Frequency (MHz)	Emission Level (dBuV/m)	Limit (dBuV/m)	Margin (dB)	Raw Value Chain 0 (dBm)	Correction Factor (dB)	EIRP Level (dBm)
1	*5288.93	111.11 PK			7.48	8.37	15.85
2	*5288.93	104.02 AV			0.39	8.37	8.76
3	5353.12	59.95 PK	74	-14.05	-43.68	8.37	-35.31
4	5353.12	53.03 AV	54	-0.97	-50.6	8.37	-42.23

Notes:

1. Margin value = Emission Level - Limit value
2. " * ": Fundamental frequency, the limit was restricted at the RF Output Power.

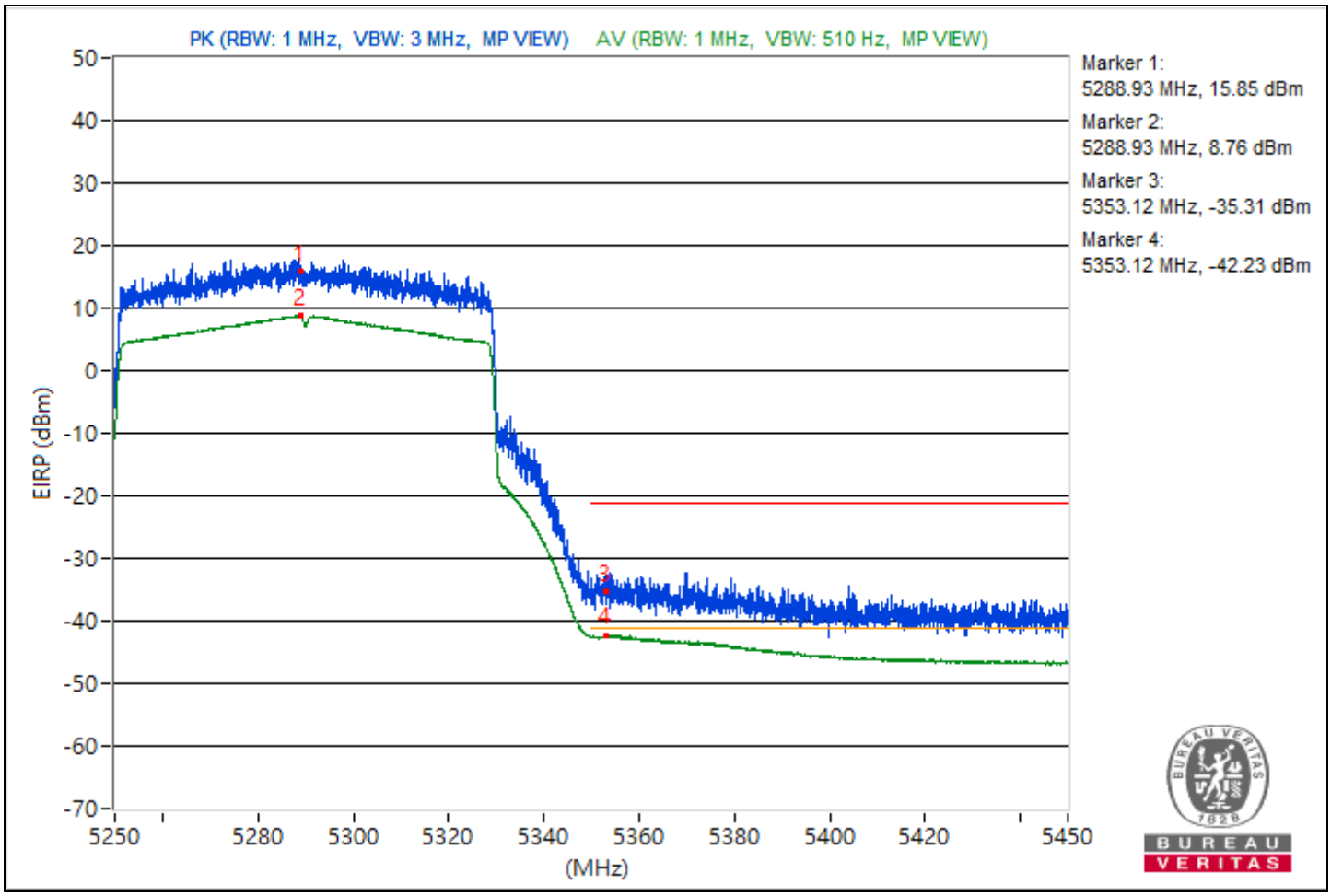

RF Mode	802.11be (EHT80)	Channel	CH 106：5530 MHz
Frequency Range	5.35 GHz ~ 5.6 GHz	Environmental Conditions	22°C, 61% RH
Tested By	Katina Lu		

Conducted Band Edge							
No.	Frequency (MHz)	Emission Level (dBuV/m)	Limit (dBuV/m)	Margin (dB)	Raw Value Chain 0 (dBm)	Correction Factor (dB)	EIRP Level (dBm)
1	*5525.84	117.15 PK			13.52	8.37	21.89
2	5456.34	63.73 PK	74	-10.27	-39.9	8.37	-31.53
3	#5461.44	64.99 PK	68.26	-3.27	-38.64	8.37	-30.27
4	*5528.53	105.79 AV			2.16	8.37	10.53
5	5456.94	52.86 AV	54	-1.14	-50.77	8.37	-42.4

Notes:

1. Margin value = Emission Level - Limit value
2. " * ": Fundamental frequency, the limit was restricted at the RF Output Power.
3. " # ": The radiated frequency is out of the restricted band.

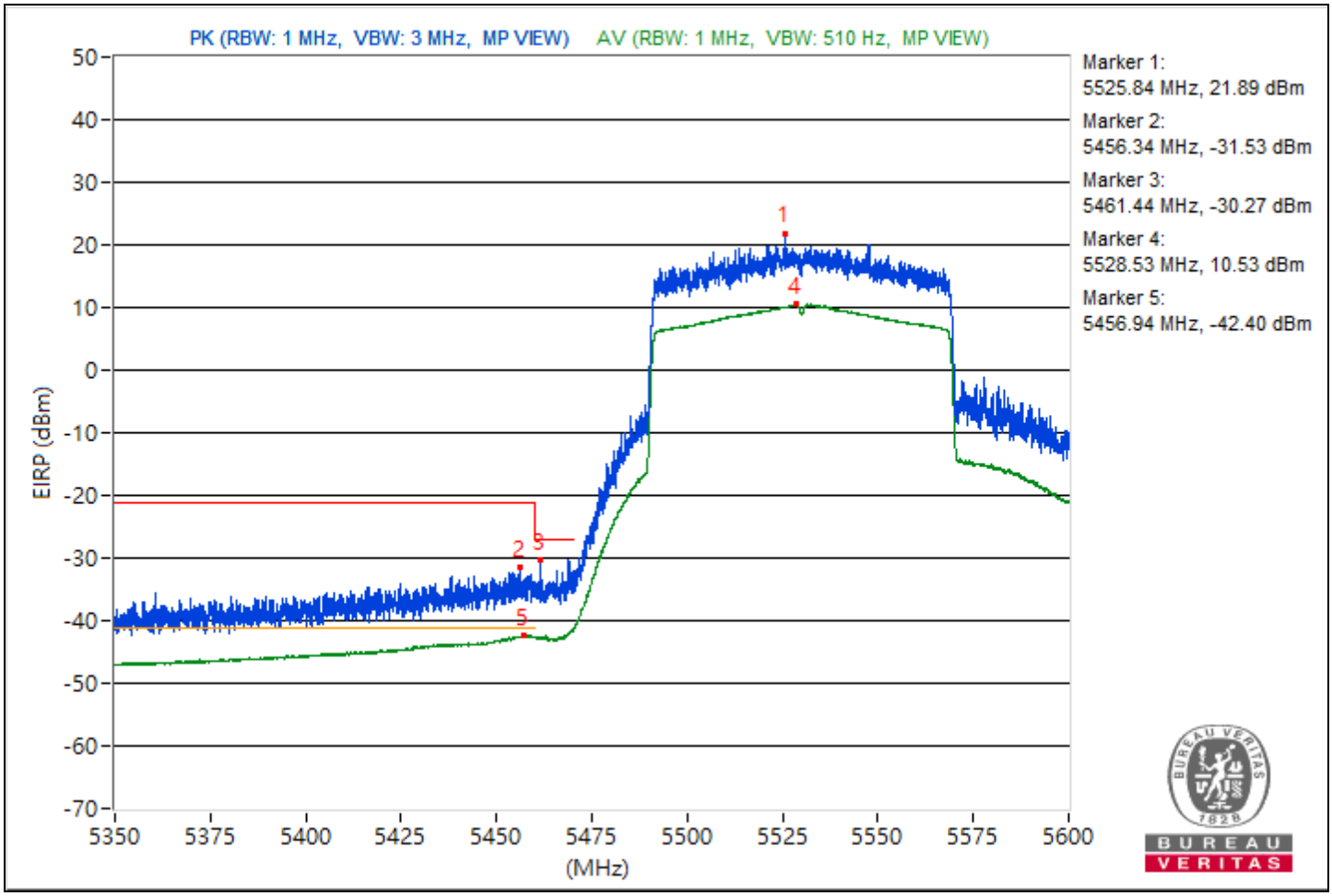

RF Mode	802.11be (EHT80)	Channel	CH 122：5610 MHz
Frequency Range	5.35 GHz ~ 5.6 GHz	Environmental Conditions	22°C, 61% RH
Tested By	Katina Lu		

Conducted Band Edge							
No.	Frequency (MHz)	Emission Level (dBuV/m)	Limit (dBuV/m)	Margin (dB)	Raw Value Chain 0 (dBm)	Correction Factor (dB)	EIRP Level (dBm)
1	*5598.19	116.16 PK			12.53	8.37	20.9
2	5445.69	64.13 PK	74	-9.87	-39.5	8.37	-31.13
3	#5462.34	65.73 PK	68.26	-2.53	-37.9	8.37	-29.53
4	*5599.87	105.63 AV			2	8.37	10.37
5	5458.53	51.66 AV	54	-2.34	-51.97	8.37	-43.6

Notes:

1. Margin value = Emission Level - Limit value
2. " * ": Fundamental frequency, the limit was restricted at the RF Output Power.
3. " # ": The radiated frequency is out of the restricted band.

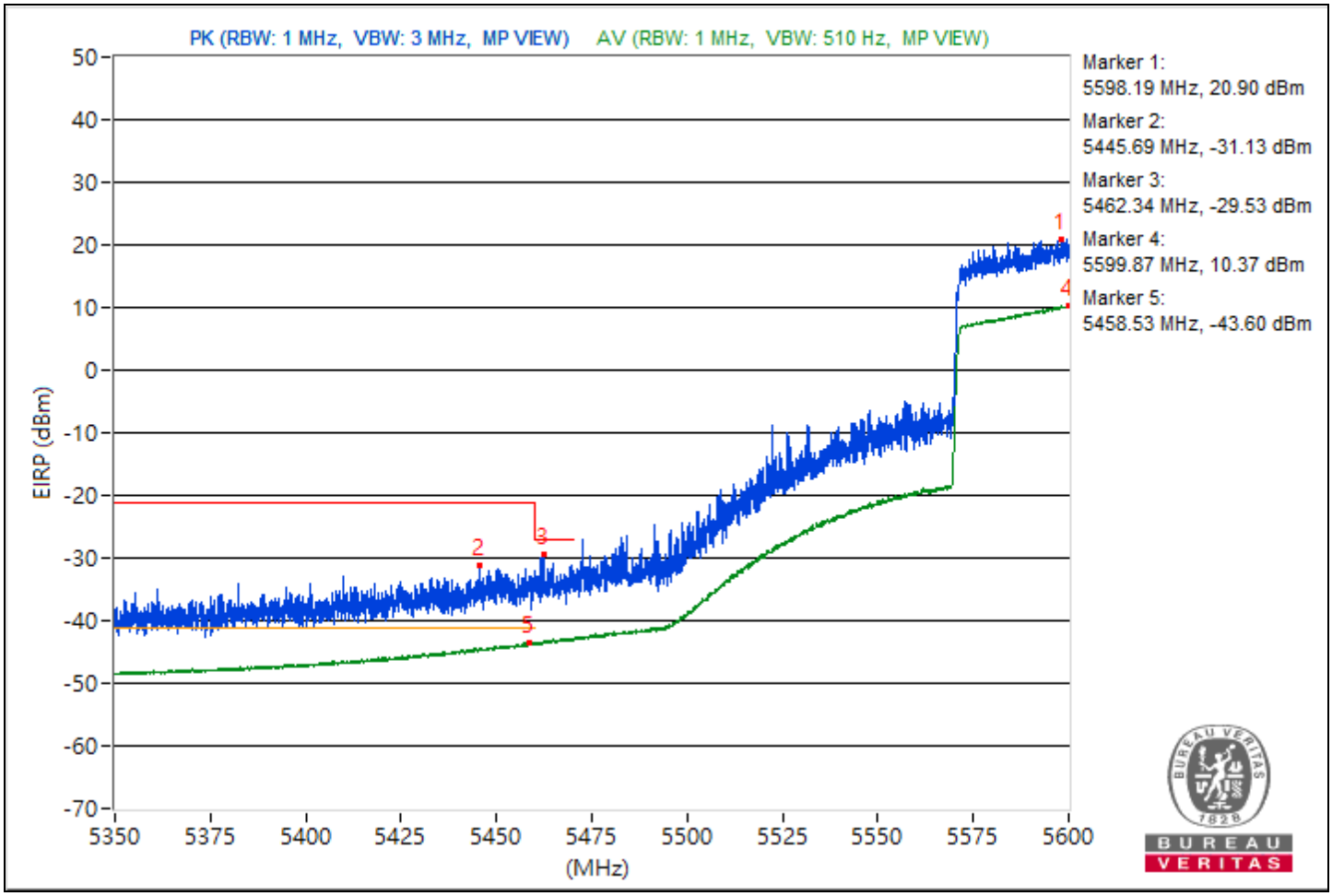

RF Mode	802.11be (EHT80)	Channel	CH 138：5690 MHz
Frequency Range	5.7 GHz ~ 6 GHz	Environmental Conditions	20°C, 60% RH
Tested By	Henry Hsu		

Conducted Band Edge							
No.	Frequency (MHz)	Emission Level (dBuV/m)	Limit (dBuV/m)	Margin (dB)	Raw Value Chain 0 (dBm)	Correction Factor (dB)	EIRP Level (dBm)
1	*5703.07	116.46			12.83	8.37	21.2
2	#5865.34	66.2	68.26	-2.06	-37.43	8.37	-29.06

Notes:

1. Margin value = Emission Level - Limit value
2. " * ": Fundamental frequency, the limit was restricted at the RF Output Power.
3. " # ": The radiated frequency is out of the restricted band.

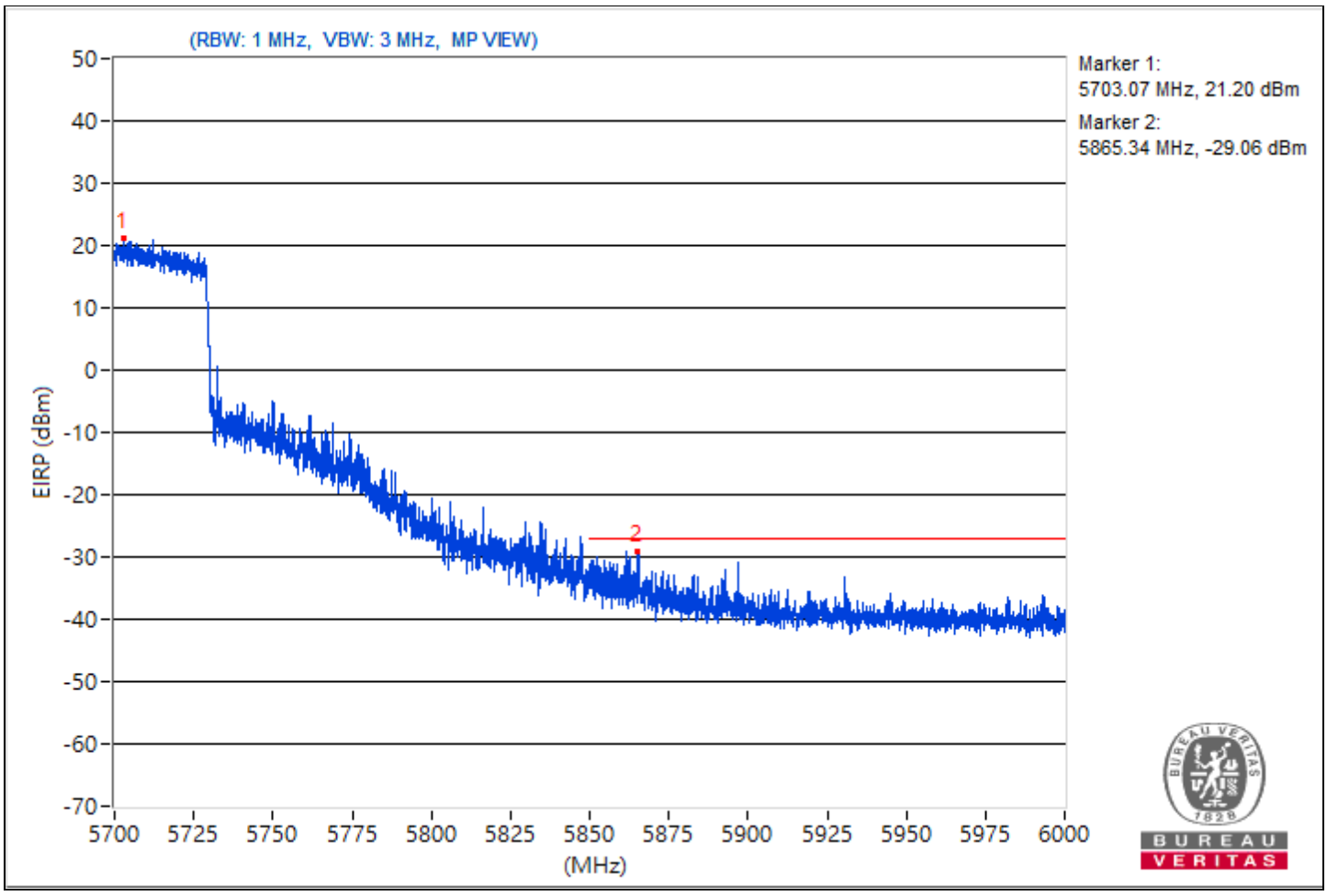

RF Mode	802.11be (EHT80)	Channel	CH 155：5775 MHz
Frequency Range	5.55 GHz ~ 6.025 GHz	Environmental Conditions	20°C, 60% RH
Tested By	Henry Hsu		

Conducted Band Edge							
No.	Frequency (MHz)	Emission Level (dBuV/m)	Limit (dBuV/m)	Margin (dB)	Raw Value Chain 0 (dBm)	Correction Factor (dB)	EIRP Level (dBm)
1	*5776.57	116.45			12.82	8.37	21.19
2	#5623.98	67.75	68.26	-0.51	-35.88	8.37	-27.51
3	#5652.36	68.07	70.01	-1.94	-35.56	8.37	-27.19
4	#5715.06	90.24	109.48	-19.24	-13.39	8.37	-5.02
5	#5720.05	87.6	110.97	-23.37	-16.03	8.37	-7.66
6	#5853.52	82.67	114.22	-31.55	-20.96	8.37	-12.59
7	#5870.03	80.07	106.65	-26.58	-23.56	8.37	-15.19
8	#5924.54	68.38	68.6	-0.22	-35.25	8.37	-26.88
9	#5928.69	66.29	68.26	-1.97	-37.34	8.37	-28.97

Notes:

1. Margin value = Emission Level - Limit value
2. " * ": Fundamental frequency, the limit was restricted at the RF Output Power.
3. " # ": The radiated frequency is out of the restricted band.

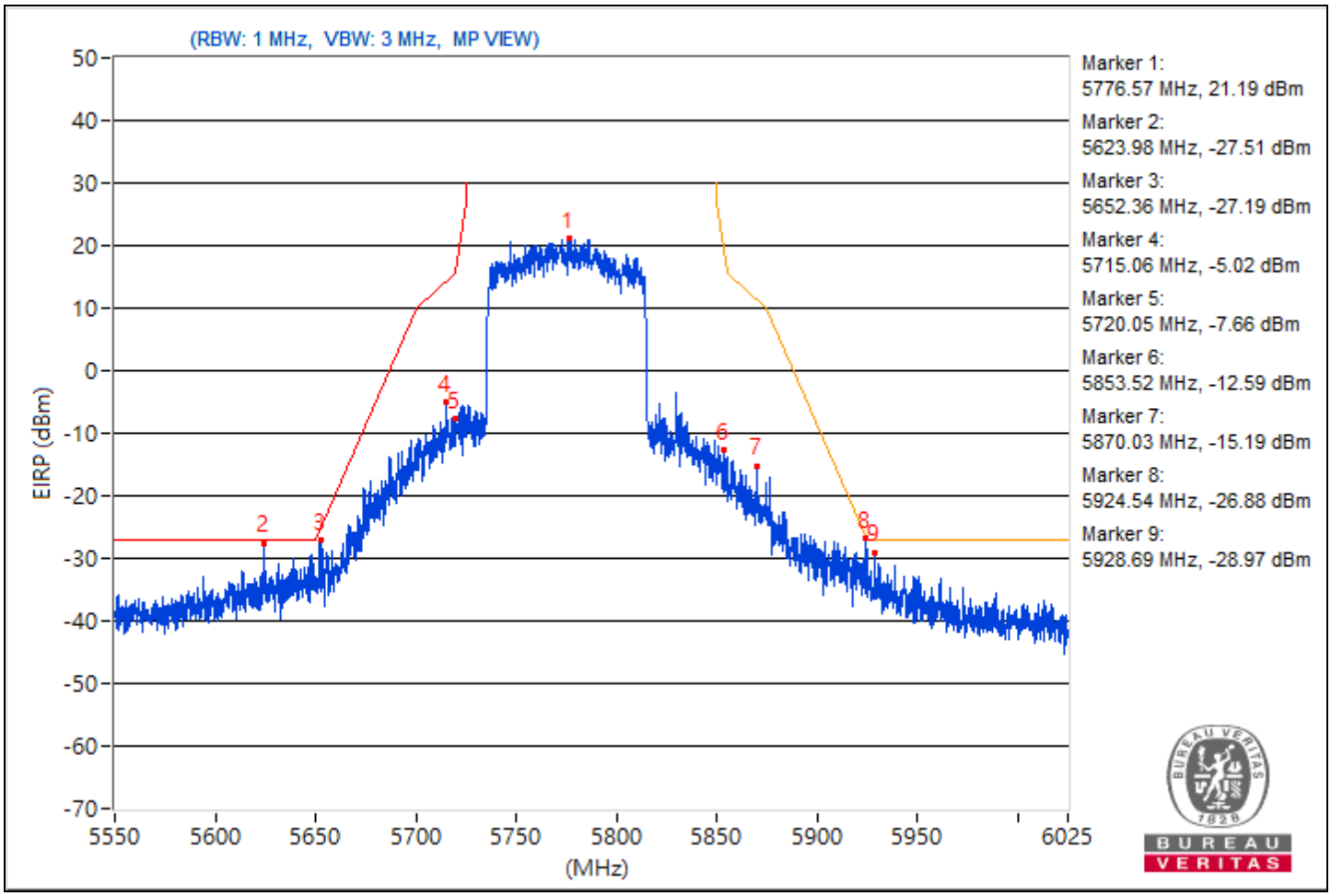

RF Mode	802.11be (EHT160)	Channel	CH 50：5250 MHz
Frequency Range	5.05 GHz ~ 5.25 GHz	Environmental Conditions	22°C, 61% RH
Tested By	Katina Lu		

Conducted Band Edge							
No.	Frequency (MHz)	Emission Level (dBuV/m)	Limit (dBuV/m)	Margin (dB)	Raw Value Chain 0 (dBm)	Correction Factor (dB)	EIRP Level (dBm)
1	*5247.62	106.73 PK			3.1	8.37	11.47
2	*5247.62	98.94 AV			-4.69	8.37	3.68
3	5110.57	57.7 PK	74	-16.3	-45.93	8.37	-37.56
4	5110.57	52 AV	54	-2	-51.63	8.37	-43.26

Notes:

1. Margin value = Emission Level - Limit value
2. " * ": Fundamental frequency, the limit was restricted at the RF Output Power.

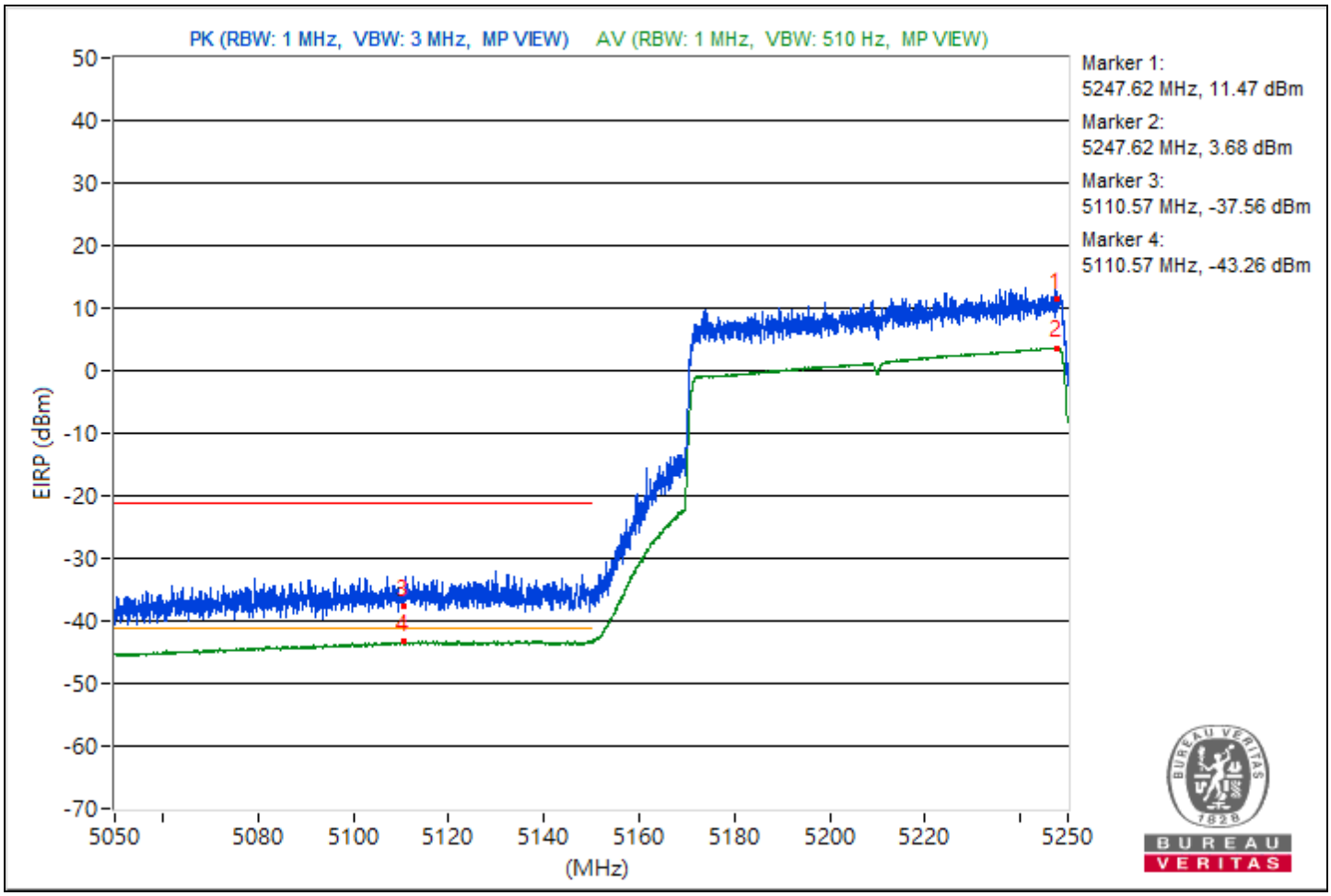

RF Mode	802.11be (EHT160)	Channel	CH 50：5250 MHz
Frequency Range	5.25 GHz ~ 5.45 GHz	Environmental Conditions	22°C, 61% RH
Tested By	Katina Lu		

Conducted Band Edge							
No.	Frequency (MHz)	Emission Level (dBuV/m)	Limit (dBuV/m)	Margin (dB)	Raw Value Chain 0 (dBm)	Correction Factor (dB)	EIRP Level (dBm)
1	*5252.15	106.51 PK			2.88	8.37	11.25
2	*5252.15	98.95 AV			-4.68	8.37	3.69
3	5374.45	59.74 PK	74	-14.26	-43.89	8.37	-35.52
4	5374.45	53.14 AV	54	-0.86	-50.49	8.37	-42.12

Notes:

1. Margin value = Emission Level - Limit value
2. " * ": Fundamental frequency, the limit was restricted at the RF Output Power.

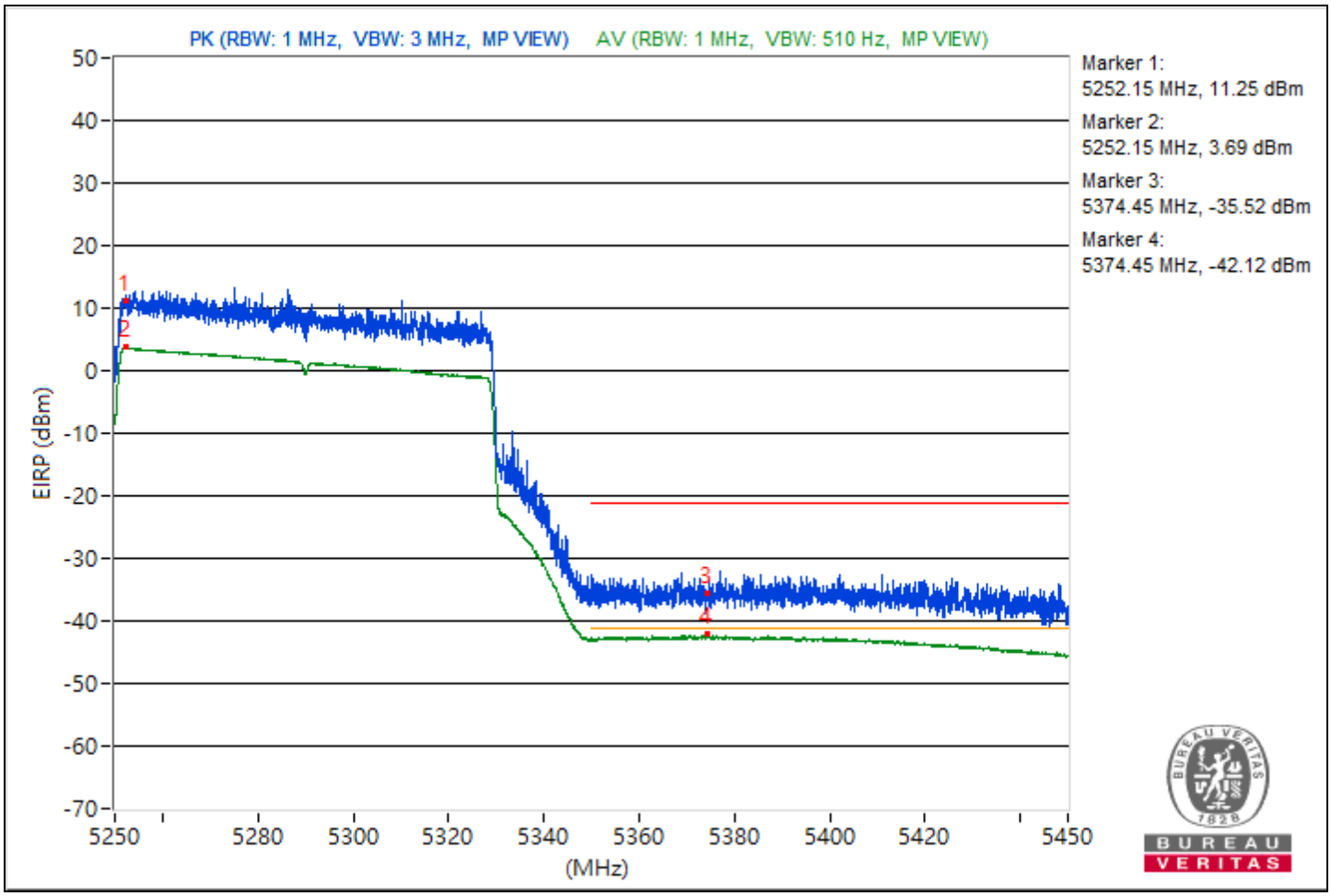

RF Mode	802.11be (EHT160)	Channel	CH 114：5570 MHz
Frequency Range	5.35 GHz ~ 5.6 GHz	Environmental Conditions	22°C, 61% RH
Tested By	Katina Lu		

Conducted Band Edge							
No.	Frequency (MHz)	Emission Level (dBuV/m)	Limit (dBuV/m)	Margin (dB)	Raw Value Chain 0 (dBm)	Correction Factor (dB)	EIRP Level (dBm)
1	*5578.78	111.44 PK			7.81	8.37	16.18
2	5435.59	64.25 PK	74	-9.75	-39.38	8.37	-31.01
3	#5469.28	62.5 PK	68.26	-5.76	-41.13	8.37	-32.76
4	*5572.47	101.02 AV			-2.61	8.37	5.76
5	5456.41	53.39 AV	54	-0.61	-50.24	8.37	-41.87

Notes:

1. Margin value = Emission Level - Limit value
2. " * ": Fundamental frequency, the limit was restricted at the RF Output Power.
3. " # ": The radiated frequency is out of the restricted band.

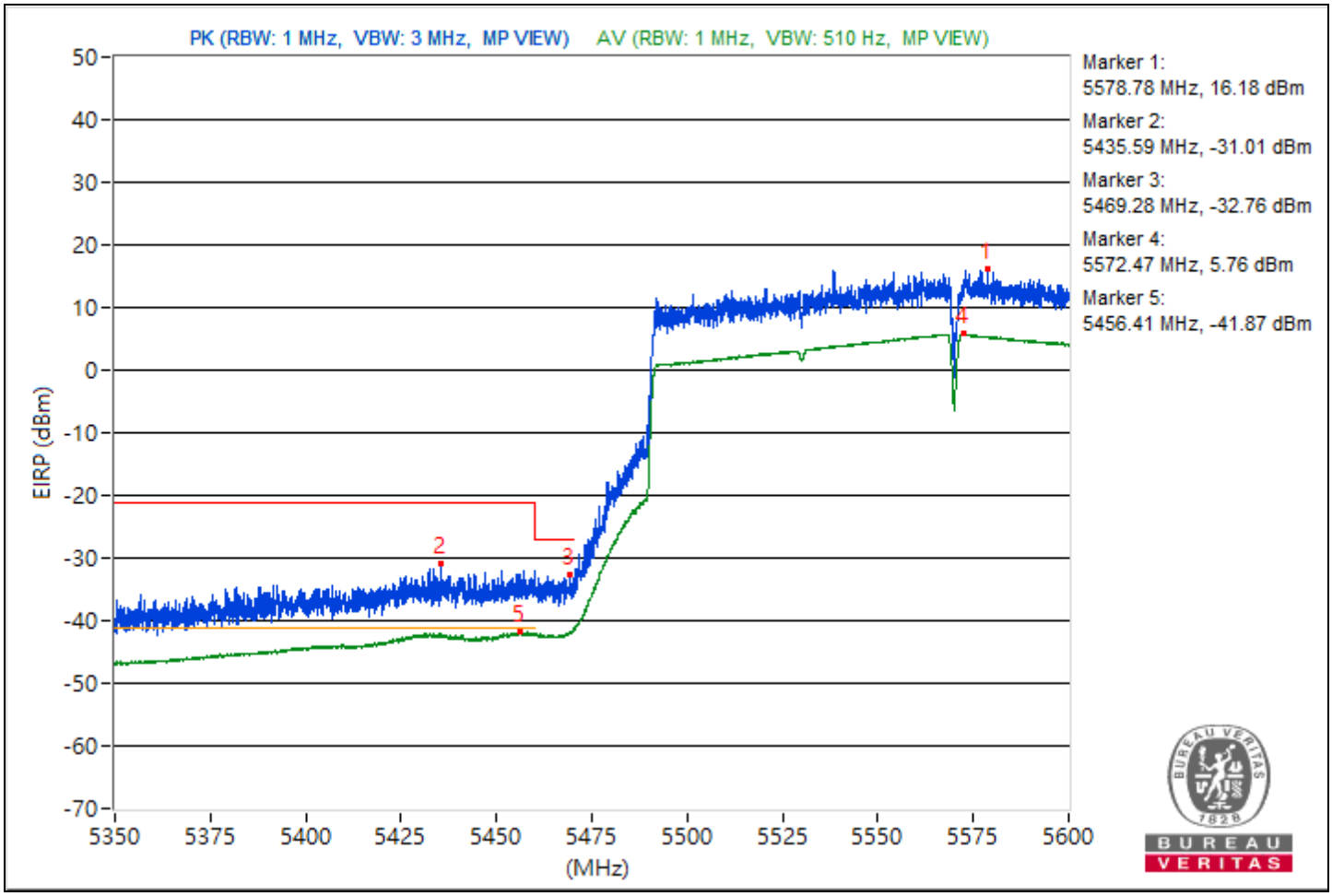

RF Mode	802.11be (EHT20) 26-tone RU	Channel	CH 36：5180 MHz
Frequency Range	5.05 GHz ~ 5.25 GHz	Environmental Conditions	20°C, 60% RH
Tested By	Henry Hsu		

Conducted Band Edge							
No.	Frequency (MHz)	Emission Level (dBuV/m)	Limit (dBuV/m)	Margin (dB)	Raw Value Chain 0 (dBm)	Correction Factor (dB)	EIRP Level (dBm)
1	*5171.3	120.36 PK			16.73	8.37	25.1
2	*5171.3	112.59 AV			8.96	8.37	17.33
3	5146.5	58.81 PK	74	-15.19	-44.82	8.37	-36.45
4	5146.5	49.29 AV	54	-4.71	-54.34	8.37	-45.97

Notes:

1. Margin value = Emission Level - Limit value
2. " * ": Fundamental frequency, the limit was restricted at the RF Output Power.

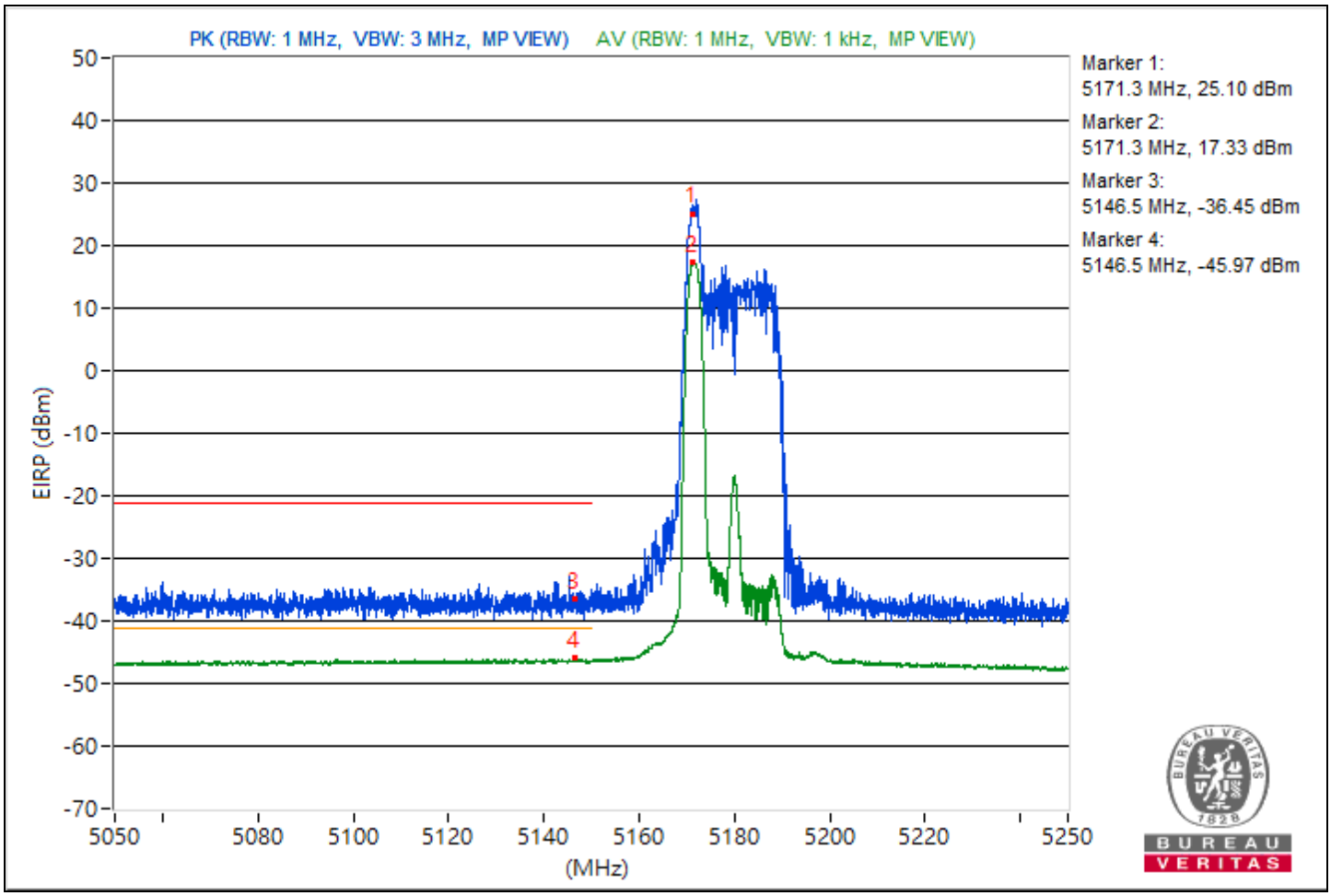

RF Mode	802.11be (EHT20) 26-tone RU	Channel	CH 64：5320 MHz
Frequency Range	5.25 GHz ~ 5.45 GHz	Environmental Conditions	20°C, 60% RH
Tested By	Henry Hsu		

Conducted Band Edge							
No.	Frequency (MHz)	Emission Level (dBuV/m)	Limit (dBuV/m)	Margin (dB)	Raw Value Chain 0 (dBm)	Correction Factor (dB)	EIRP Level (dBm)
1	*5328.73	122.22 PK			18.59	8.37	26.96
2	*5328.73	112.52 AV			8.89	8.37	17.26
3	5355.77	57.41 PK	74	-16.59	-46.22	8.37	-37.85
4	5355.77	47.97 AV	54	-6.03	-55.66	8.37	-47.29

Notes:

1. Margin value = Emission Level - Limit value
2. " * ": Fundamental frequency, the limit was restricted at the RF Output Power.

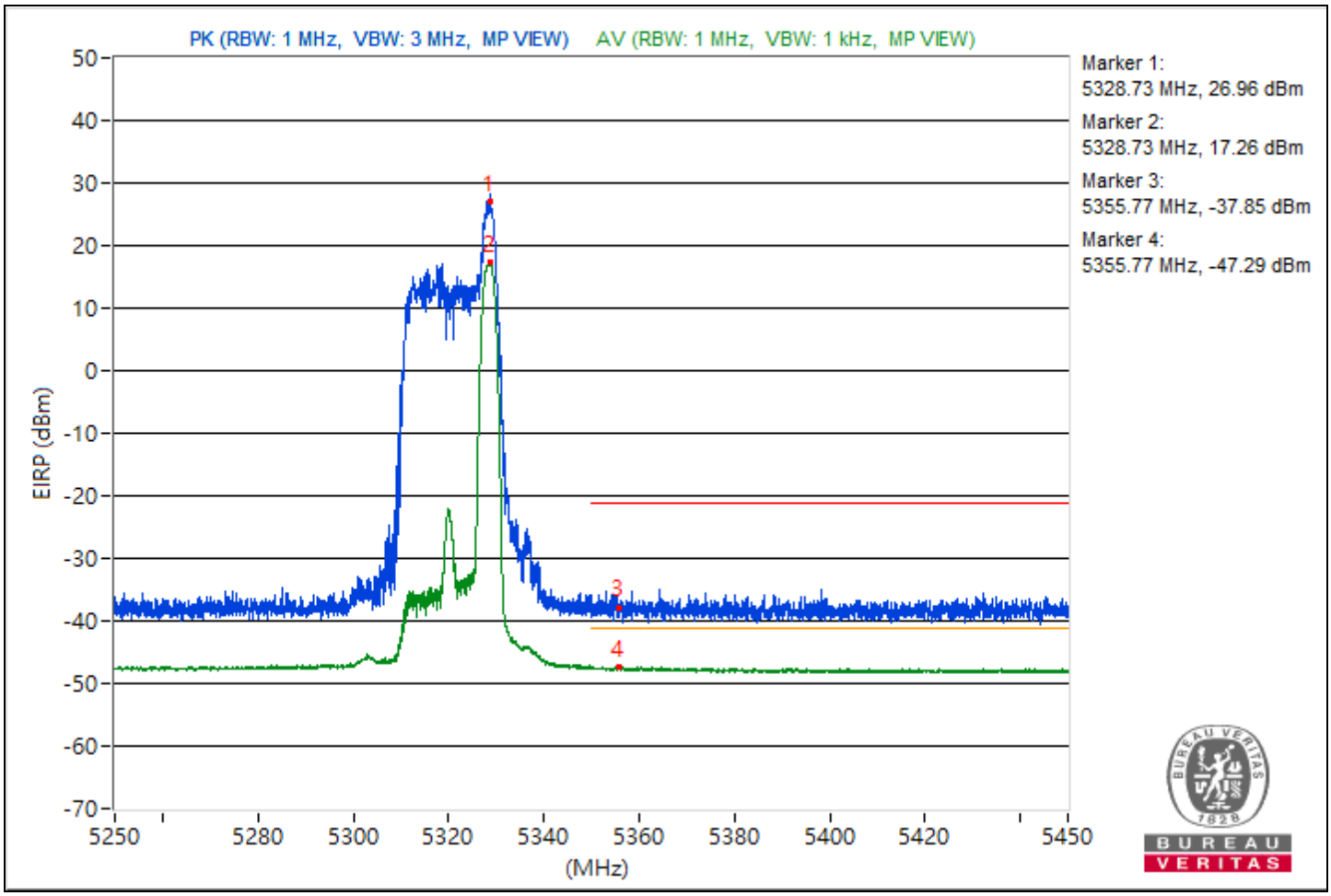

RF Mode	802.11be (EHT20) 26-tone RU	Channel	CH 100：5500 MHz
Frequency Range	5.35 GHz ~ 5.6 GHz	Environmental Conditions	20°C, 60% RH
Tested By	Henry Hsu		

Conducted Band Edge							
No.	Frequency (MHz)	Emission Level (dBuV/m)	Limit (dBuV/m)	Margin (dB)	Raw Value Chain 0 (dBm)	Correction Factor (dB)	EIRP Level (dBm)
1	*5491.5	123.61 PK			19.98	8.37	28.35
2	5429.34	60.69 PK	74	-13.31	-42.94	8.37	-34.57
3	#5464.62	61.34 PK	68.26	-6.92	-42.29	8.37	-33.92
4	*5491.66	112.33 AV			8.7	8.37	17.07
5	5455.69	48.43 AV	54	-5.57	-55.2	8.37	-46.83

Notes:

1. Margin value = Emission Level - Limit value
2. " * ": Fundamental frequency, the limit was restricted at the RF Output Power.
3. " # ": The radiated frequency is out of the restricted band.

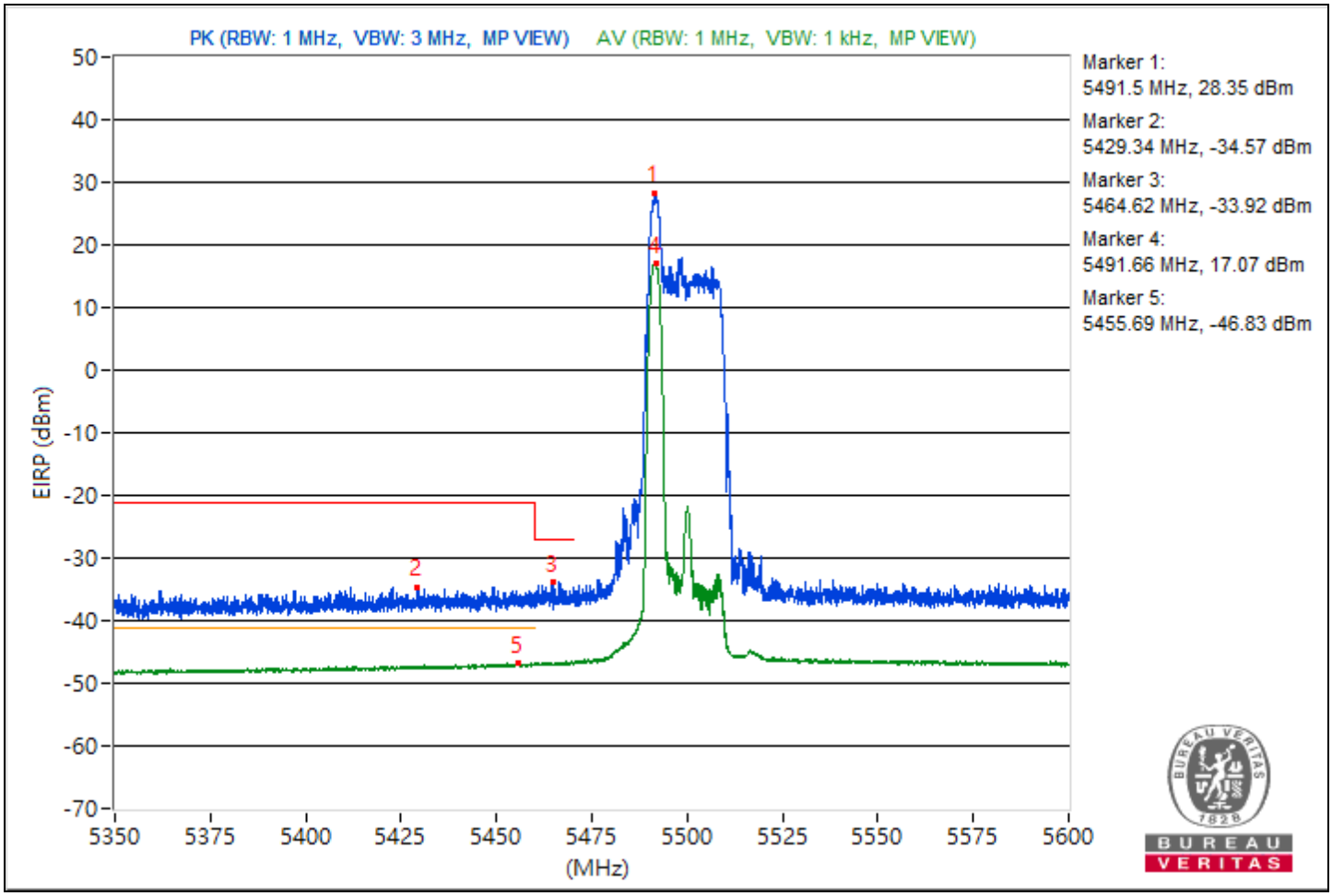

RF Mode	802.11be (EHT20) 26-tone RU	Channel	CH 140：5700 MHz
Frequency Range	5.625 GHz ~ 5.825 GHz	Environmental Conditions	20°C, 60% RH
Tested By	Henry Hsu		

Conducted Band Edge							
No.	Frequency (MHz)	Emission Level (dBuV/m)	Limit (dBuV/m)	Margin (dB)	Raw Value Chain 0 (dBm)	Correction Factor (dB)	EIRP Level (dBm)
1	*5708.48	124.99			21.36	8.37	29.73
2	#5819.07	60.84	68.26	-7.42	-42.79	8.37	-34.42

Notes:

1. Margin value = Emission Level - Limit value
2. " * ": Fundamental frequency, the limit was restricted at the RF Output Power.
3. " # ": The radiated frequency is out of the restricted band.

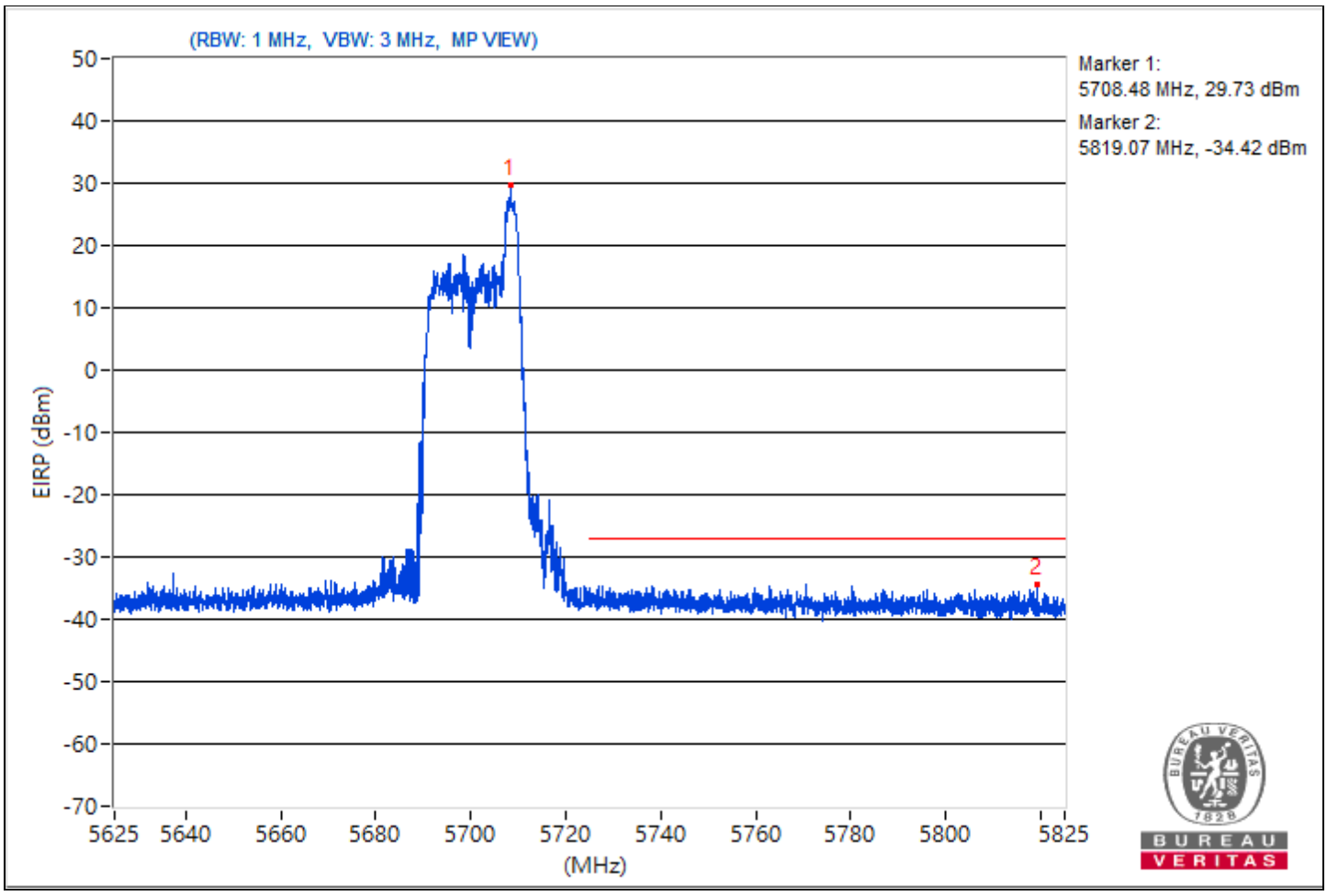

RF Mode	802.11be (EHT20) 26-tone RU	Channel	CH 144：5720 MHz
Frequency Range	5.7 GHz ~ 6 GHz	Environmental Conditions	20°C, 60% RH
Tested By	Henry Hsu		

Conducted Band Edge							
No.	Frequency (MHz)	Emission Level (dBuV/m)	Limit (dBuV/m)	Margin (dB)	Raw Value Chain 0 (dBm)	Correction Factor (dB)	EIRP Level (dBm)
1	*5728.57	123.49			19.86	8.37	28.23
2	#5924.06	60.47	68.26	-7.79	-43.16	8.37	-34.79

Notes:

1. Margin value = Emission Level - Limit value
2. " * ": Fundamental frequency, the limit was restricted at the RF Output Power.
3. " # ": The radiated frequency is out of the restricted band.

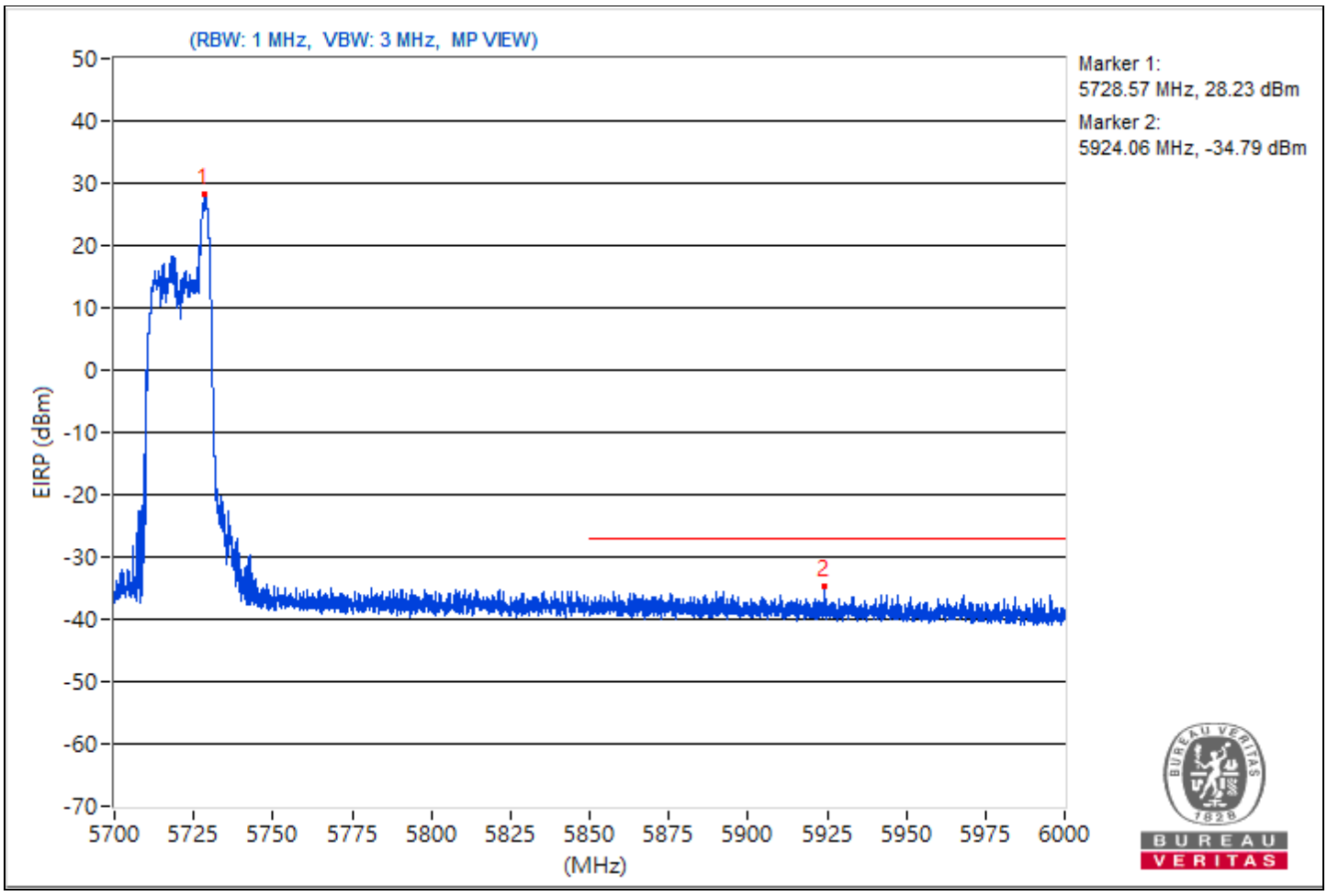

RF Mode	802.11be (EHT20) 26-tone RU	Channel	CH 149：5745 MHz
Frequency Range	5.55 GHz ~ 6.025 GHz	Environmental Conditions	20°C, 60% RH
Tested By	Henry Hsu		

Conducted Band Edge							
No.	Frequency (MHz)	Emission Level (dBuV/m)	Limit (dBuV/m)	Margin (dB)	Raw Value Chain 0 (dBm)	Correction Factor (dB)	EIRP Level (dBm)
1	*5736.08	130.92			27.29	8.37	35.66
2	#5643.34	63.55	68.26	-4.71	-40.08	8.37	-31.71
3	#5649.99	61.28	68.26	-6.98	-42.35	8.37	-33.98
4	#5703.66	81.89	106.29	-24.4	-21.74	8.37	-13.37
5	#5720.05	84.42	110.97	-26.55	-19.21	8.37	-10.84
6	#5854.83	61.09	111.24	-50.15	-42.54	8.37	-34.17
7	#5874.43	61.9	105.42	-43.52	-41.73	8.37	-33.36
8	#5924.77	59.51	68.43	-8.92	-44.12	8.37	-35.75
9	#5938.79	61.1	68.26	-7.16	-42.53	8.37	-34.16

Notes:

1. Margin value = Emission Level - Limit value
2. " * ": Fundamental frequency, the limit was restricted at the RF Output Power.
3. " # ": The radiated frequency is out of the restricted band.

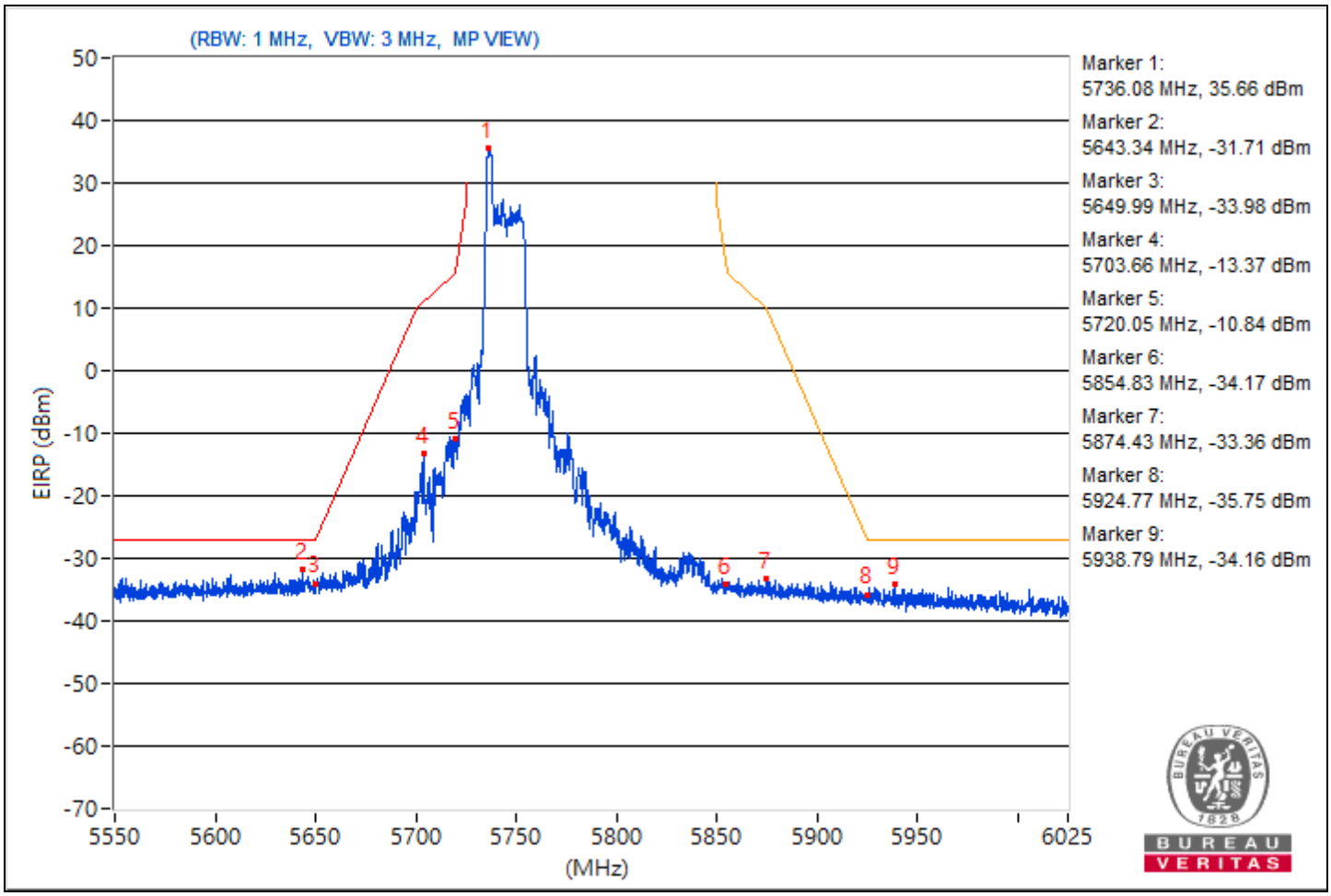

RF Mode	802.11be (EHT20) 26-tone RU	Channel	CH 165：5825 MHz
Frequency Range	5.55 GHz ~ 6.025 GHz	Environmental Conditions	20°C, 60% RH
Tested By	Henry Hsu		

Conducted Band Edge							
No.	Frequency (MHz)	Emission Level (dBuV/m)	Limit (dBuV/m)	Margin (dB)	Raw Value Chain 0 (dBm)	Correction Factor (dB)	EIRP Level (dBm)
1	*5834.05	130.67			27.04	8.37	35.41
2	#5614.12	61.02	68.26	-7.24	-42.61	8.37	-34.24
3	#5650.58	59.63	68.69	-9.06	-44	8.37	-35.63
4	#5701.52	61.57	105.69	-44.12	-42.06	8.37	-33.69
5	#5720.05	60.39	110.97	-50.58	-43.24	8.37	-34.87
6	#5854.71	78.28	111.52	-33.24	-25.35	8.37	-16.98
7	#5855.9	84.22	110.61	-26.39	-19.41	8.37	-11.04
8	#5924.66	60.43	68.51	-8.08	-43.2	8.37	-34.83
9	#5976.55	61.07	68.26	-7.19	-42.56	8.37	-34.19

Notes:

1. Margin value = Emission Level - Limit value
2. " * ": Fundamental frequency, the limit was restricted at the RF Output Power.
3. " # ": The radiated frequency is out of the restricted band.

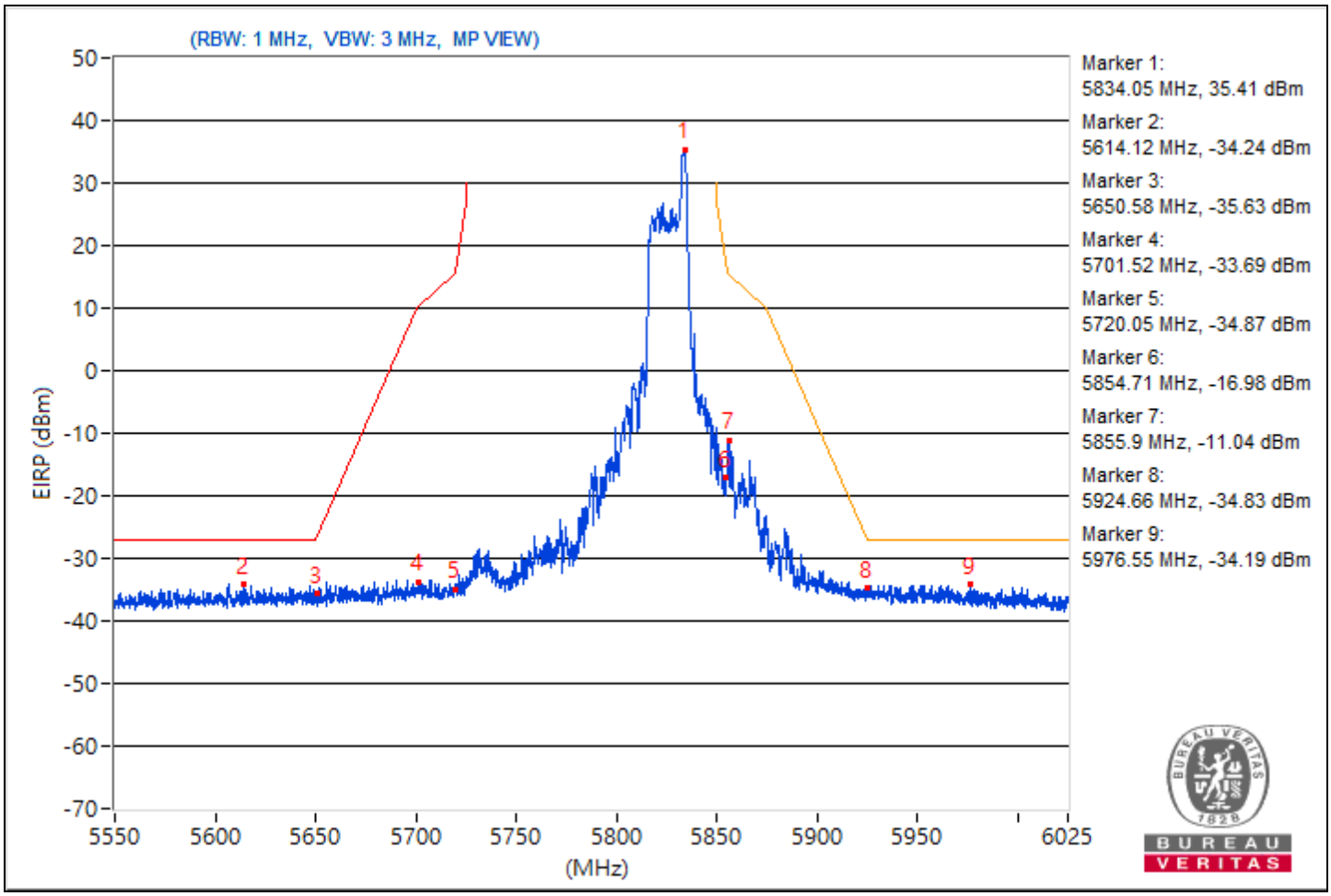

RF Mode	802.11be (EHT20) 52-tone RU	Channel	CH 36：5180 MHz
Frequency Range	5.05 GHz ~ 5.25 GHz	Environmental Conditions	20°C, 60% RH
Tested By	Henry Hsu		

Conducted Band Edge							
No.	Frequency (MHz)	Emission Level (dBuV/m)	Limit (dBuV/m)	Margin (dB)	Raw Value Chain 0 (dBm)	Correction Factor (dB)	EIRP Level (dBm)
1	*5172.65	121.2 PK			17.57	8.37	25.94
2	*5172.65	111.83 AV			8.2	8.37	16.57
3	5147.77	59.08 PK	74	-14.92	-44.55	8.37	-36.18
4	5147.77	49.27 AV	54	-4.73	-54.36	8.37	-45.99

Notes:

1. Margin value = Emission Level - Limit value
2. " * ": Fundamental frequency, the limit was restricted at the RF Output Power.

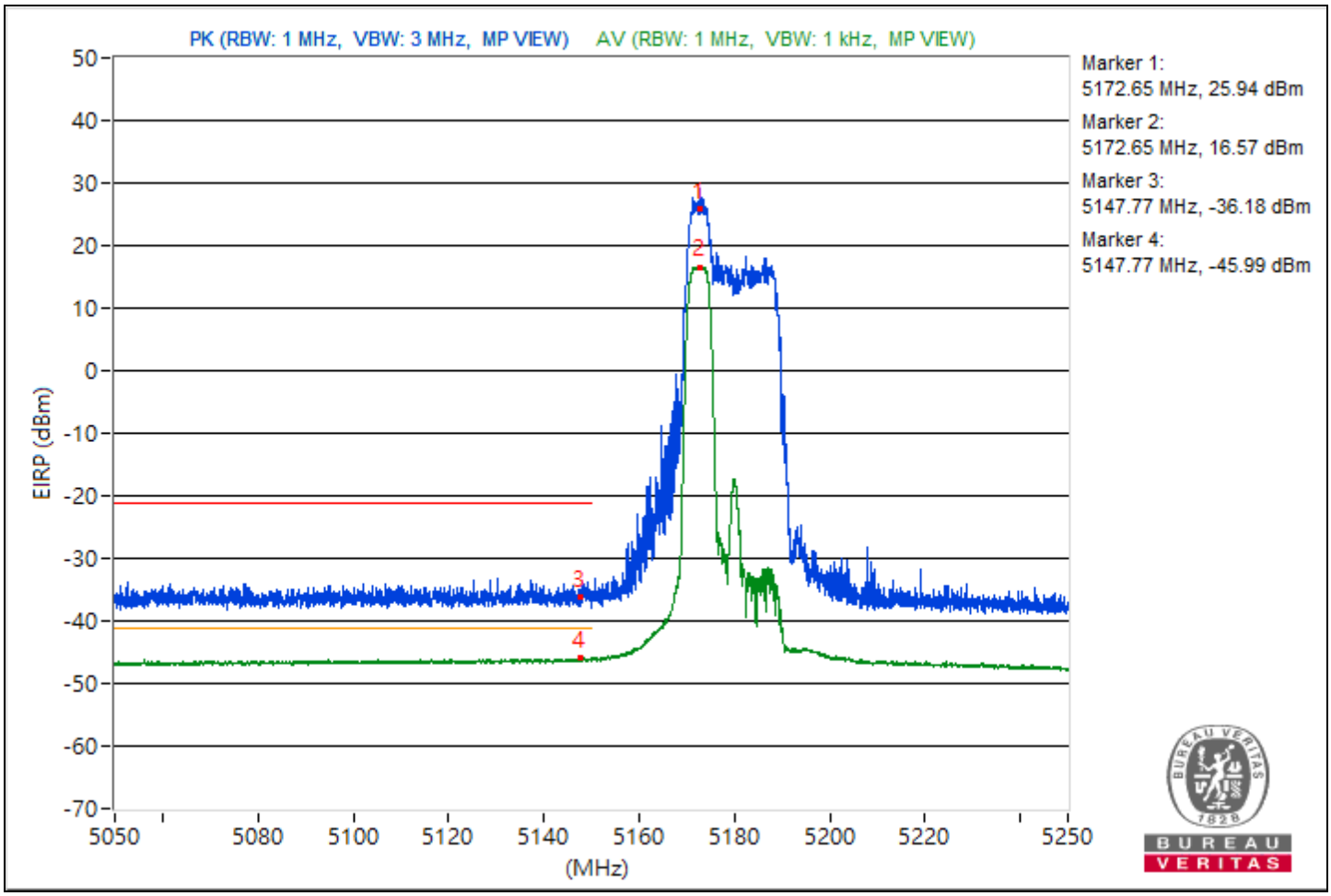

RF Mode	802.11be (EHT20) 52-tone RU	Channel	CH 64：5320 MHz
Frequency Range	5.25 GHz ~ 5.45 GHz	Environmental Conditions	20°C, 60% RH
Tested By	Henry Hsu		

Conducted Band Edge							
No.	Frequency (MHz)	Emission Level (dBuV/m)	Limit (dBuV/m)	Margin (dB)	Raw Value Chain 0 (dBm)	Correction Factor (dB)	EIRP Level (dBm)
1	*5326.75	117.29 PK			13.66	8.37	22.03
2	*5326.75	109.76 AV			6.13	8.37	14.5
3	5355.1	57.02 PK	74	-16.98	-46.61	8.37	-38.24
4	5355.1	47.97 AV	54	-6.03	-55.66	8.37	-47.29

Notes:

1. Margin value = Emission Level - Limit value
2. " * ": Fundamental frequency, the limit was restricted at the RF Output Power.

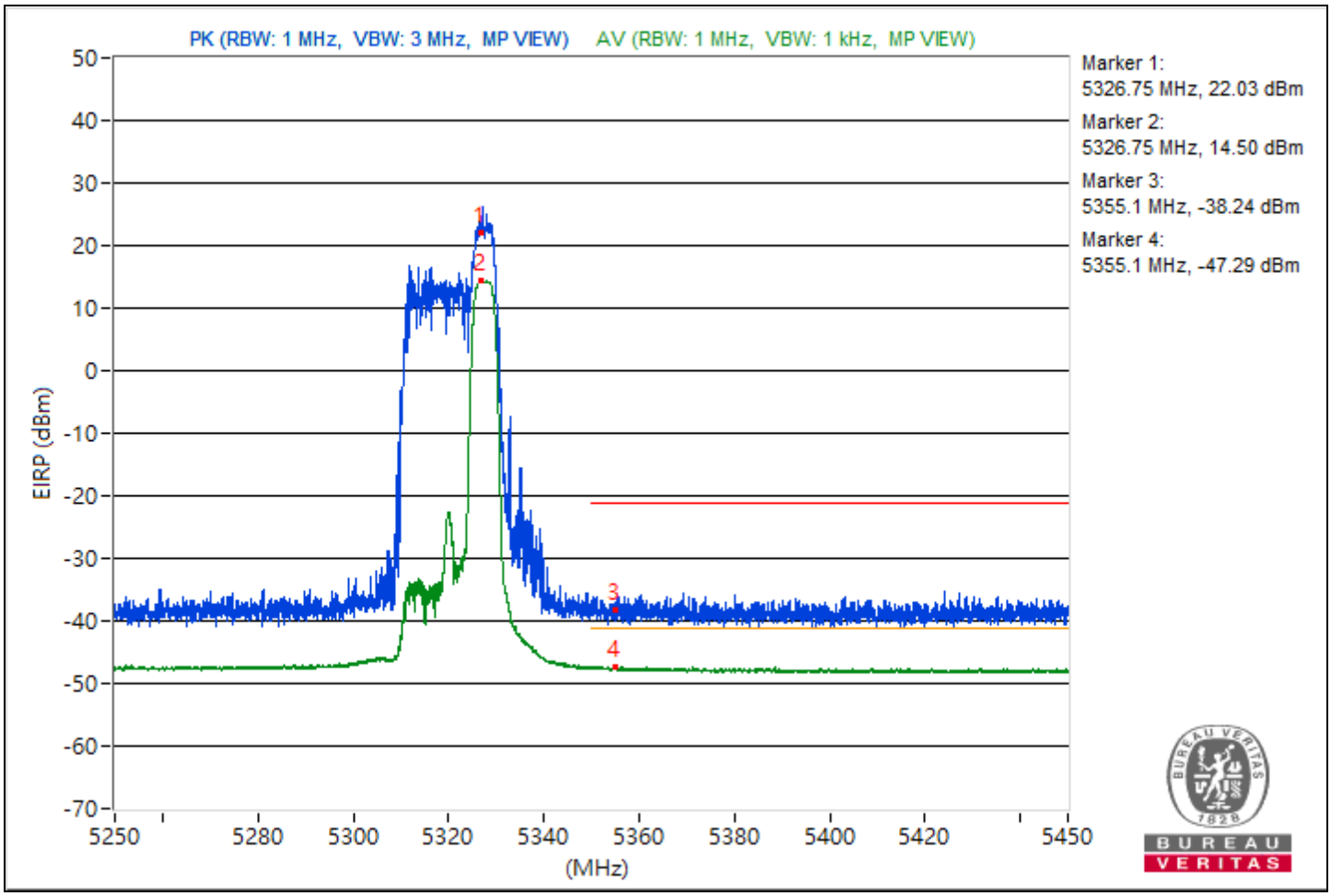

RF Mode	802.11be (EHT20) 52-tone RU	Channel	CH 100：5500 MHz
Frequency Range	5.35 GHz ~ 5.6 GHz	Environmental Conditions	20°C, 60% RH
Tested By	Henry Hsu		

Conducted Band Edge							
No.	Frequency (MHz)	Emission Level (dBuV/m)	Limit (dBuV/m)	Margin (dB)	Raw Value Chain 0 (dBm)	Correction Factor (dB)	EIRP Level (dBm)
1	*5491.47	123.67 PK			20.04	8.37	28.41
2	5414.56	60.85 PK	74	-13.15	-42.78	8.37	-34.41
3	#5460.31	60.37 PK	68.26	-7.89	-43.26	8.37	-34.89
4	*5492.84	111.54 AV			7.91	8.37	16.28
5	5457.94	48.56 AV	54	-5.44	-55.07	8.37	-46.7

Notes:

1. Margin value = Emission Level - Limit value
2. " * ": Fundamental frequency, the limit was restricted at the RF Output Power.
3. " # ": The radiated frequency is out of the restricted band.

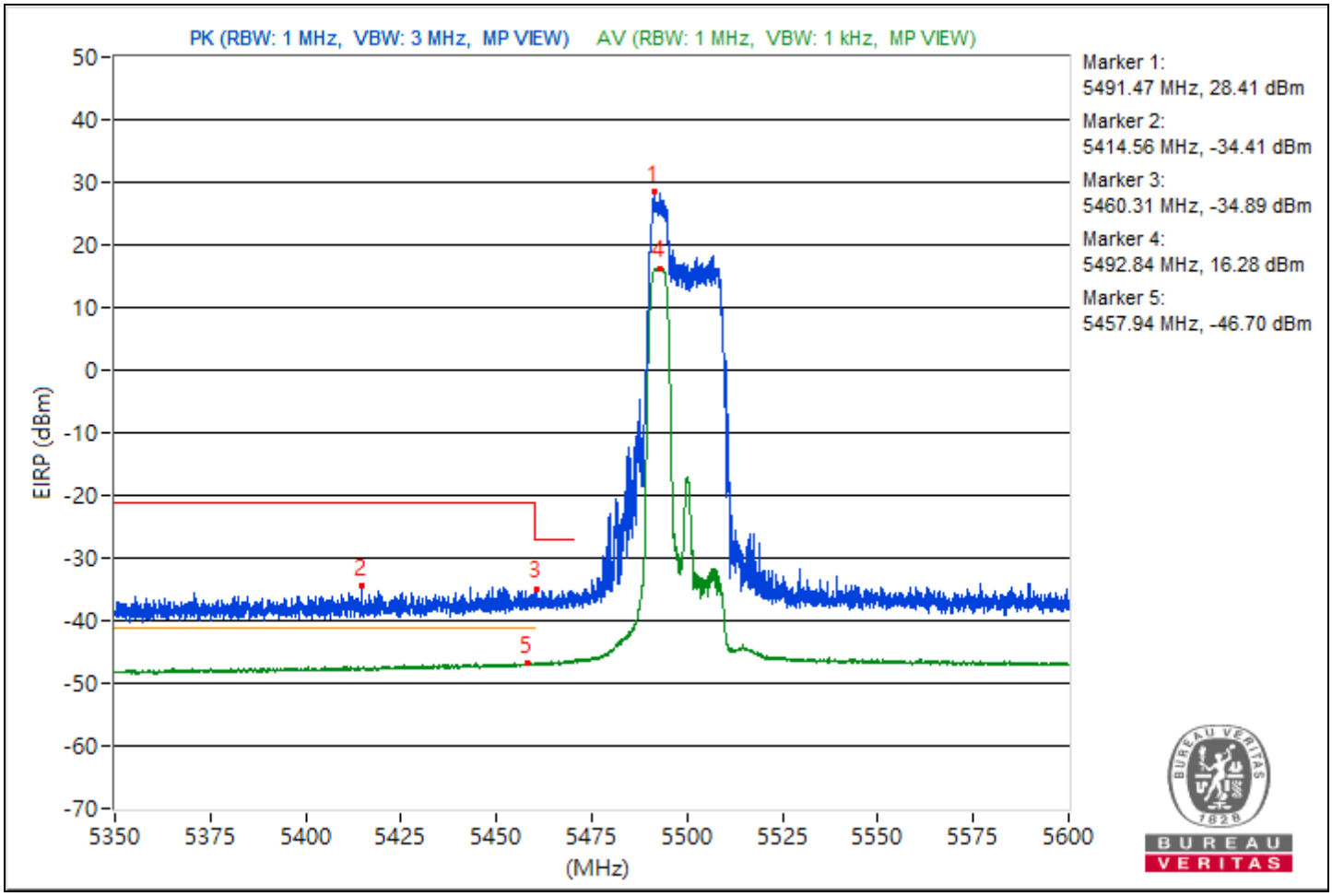

RF Mode	802.11be (EHT20) 52-tone RU	Channel	CH 140：5700 MHz
Frequency Range	5.625 GHz ~ 5.825 GHz	Environmental Conditions	20°C, 60% RH
Tested By	Henry Hsu		

Conducted Band Edge							
No.	Frequency (MHz)	Emission Level (dBuV/m)	Limit (dBuV/m)	Margin (dB)	Raw Value Chain 0 (dBm)	Correction Factor (dB)	EIRP Level (dBm)
1	*5707.68	122.97			19.34	8.37	27.71
2	#5750.45	61.66	68.26	-6.6	-41.97	8.37	-33.6

Notes:

1. Margin value = Emission Level - Limit value
2. " * ": Fundamental frequency, the limit was restricted at the RF Output Power.
3. " # ": The radiated frequency is out of the restricted band.

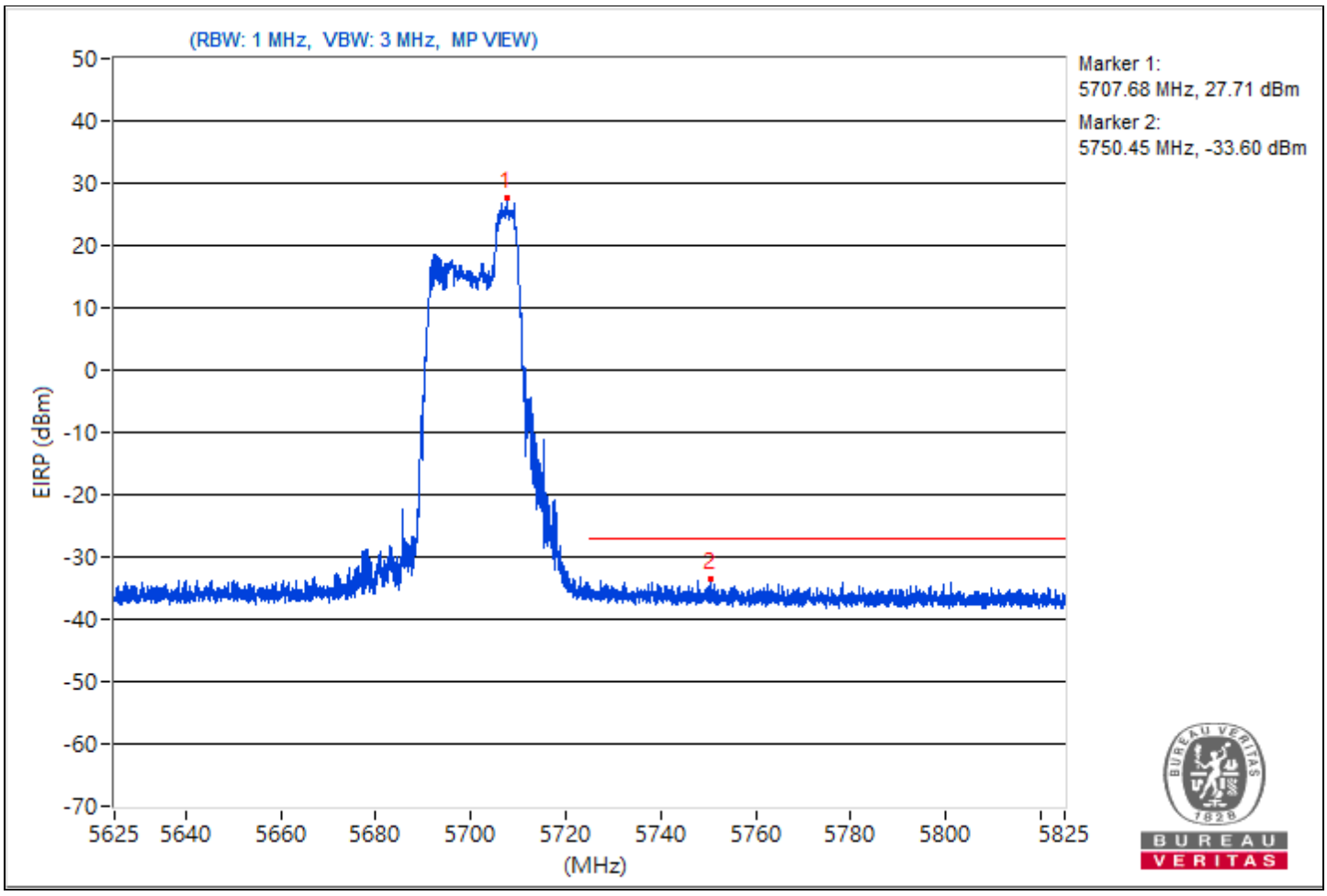

RF Mode	802.11be (EHT20) 52-tone RU	Channel	CH 144：5720 MHz
Frequency Range	5.7 GHz ~ 6 GHz	Environmental Conditions	20°C, 60% RH
Tested By	Henry Hsu		

Conducted Band Edge							
No.	Frequency (MHz)	Emission Level (dBuV/m)	Limit (dBuV/m)	Margin (dB)	Raw Value Chain 0 (dBm)	Correction Factor (dB)	EIRP Level (dBm)
1	*5728.54	123.06			19.43	8.37	27.8
2	#5926.01	60.36	68.26	-7.9	-43.27	8.37	-34.9

Notes:

1. Margin value = Emission Level - Limit value
2. " * ": Fundamental frequency, the limit was restricted at the RF Output Power.
3. " # ": The radiated frequency is out of the restricted band.

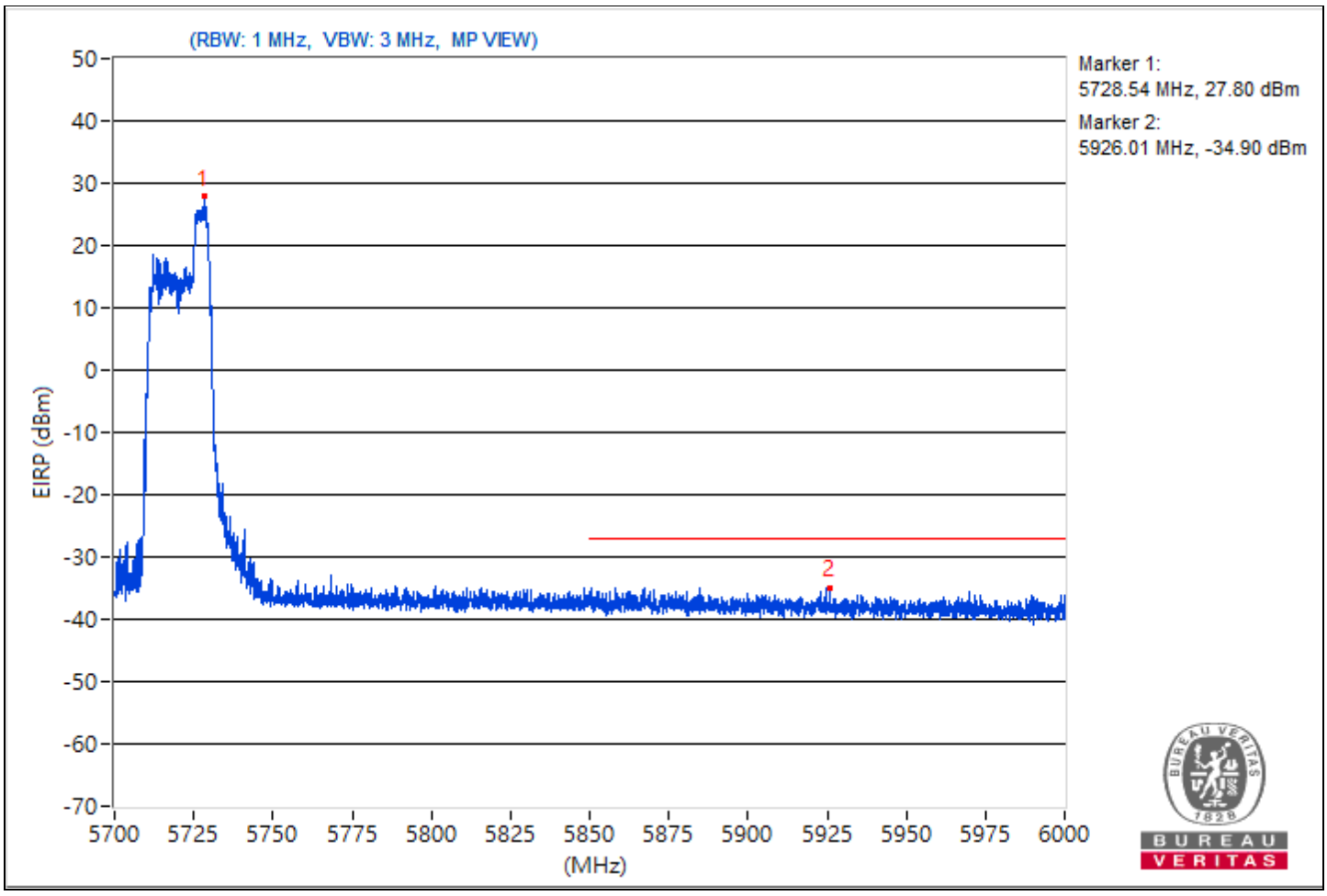

RF Mode	802.11be (EHT20) 52-tone RU	Channel	CH 149：5745 MHz
Frequency Range	5.55 GHz ~ 6.025 GHz	Environmental Conditions	20°C, 60% RH
Tested By	Henry Hsu		

Conducted Band Edge							
No.	Frequency (MHz)	Emission Level (dBuV/m)	Limit (dBuV/m)	Margin (dB)	Raw Value Chain 0 (dBm)	Correction Factor (dB)	EIRP Level (dBm)
1	*5737.39	129.68			26.05	8.37	34.42
2	#5649.75	61.65	68.26	-6.61	-41.98	8.37	-33.61
3	#5651.29	61.39	69.22	-7.83	-42.24	8.37	-33.87
4	#5707.46	84.4	107.35	-22.95	-19.23	8.37	-10.86
5	#5721.59	91.86	114.49	-22.63	-11.77	8.37	-3.4
6	#5854.83	59.38	111.24	-51.86	-44.25	8.37	-35.88
7	#5874.66	60.4	105.35	-44.95	-43.23	8.37	-34.86
8	#5924.66	58.2	68.51	-10.31	-45.43	8.37	-37.06
9	#5934.27	60.88	68.26	-7.38	-42.75	8.37	-34.38

Notes:

1. Margin value = Emission Level - Limit value
2. " * ": Fundamental frequency, the limit was restricted at the RF Output Power.
3. " # ": The radiated frequency is out of the restricted band.

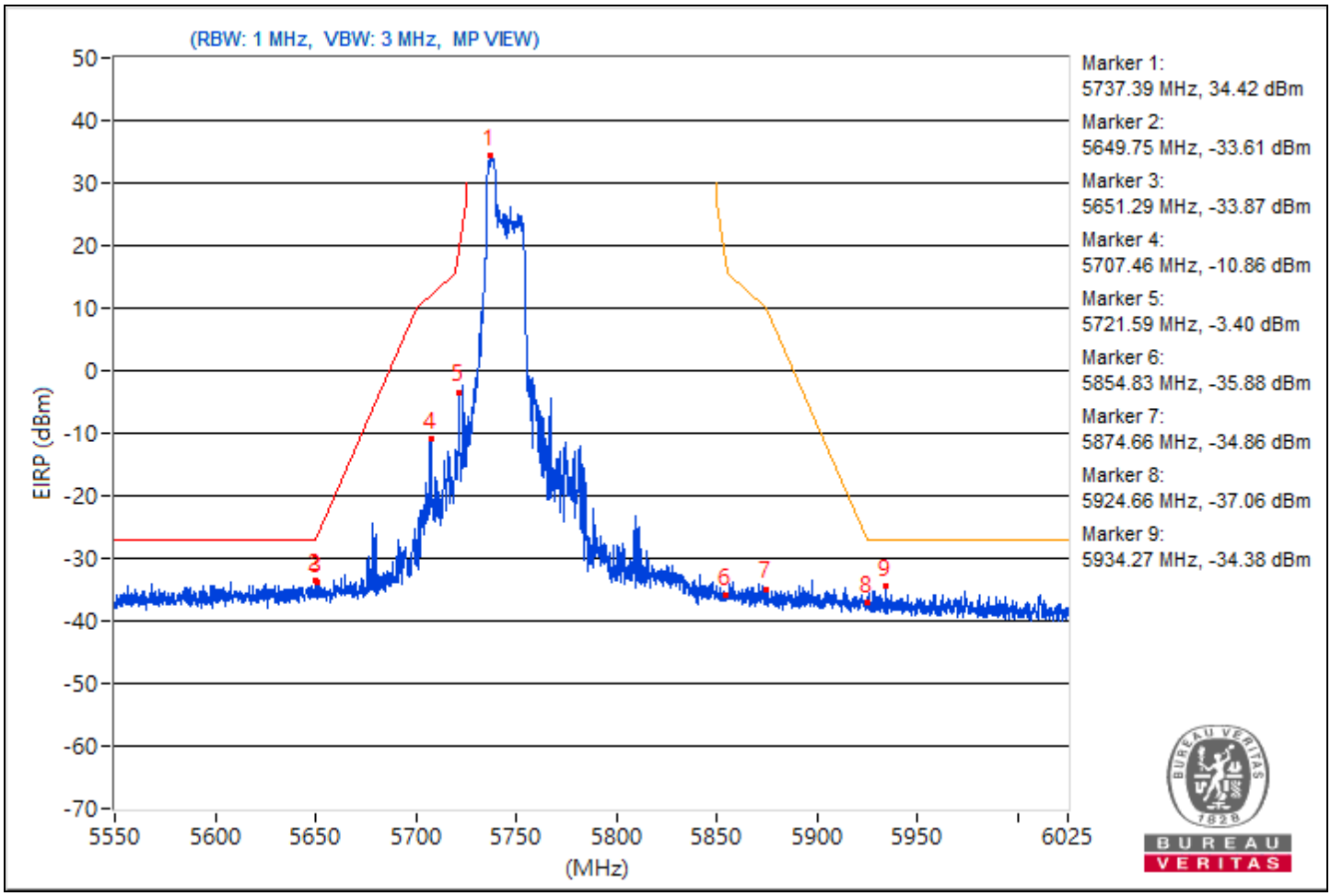

RF Mode	802.11be (EHT20) 52-tone RU	Channel	CH 165：5825 MHz
Frequency Range	5.55 GHz ~ 6.025 GHz	Environmental Conditions	20°C, 60% RH
Tested By	Henry Hsu		

Conducted Band Edge							
No.	Frequency (MHz)	Emission Level (dBuV/m)	Limit (dBuV/m)	Margin (dB)	Raw Value Chain 0 (dBm)	Correction Factor (dB)	EIRP Level (dBm)
1	*5833.93	129.3			25.67	8.37	34.04
2	#5570.19	60.8	68.26	-7.46	-42.83	8.37	-34.46
3	#5650.34	59.93	68.51	-8.58	-43.7	8.37	-35.33
4	#5701.17	60.96	105.59	-44.63	-42.67	8.37	-34.3
5	#5720.05	59.75	110.97	-51.22	-43.88	8.37	-35.51
6	#5854.71	78.22	111.52	-33.3	-25.41	8.37	-17.04
7	#5862.79	81.58	108.68	-27.1	-22.05	8.37	-13.68
8	#5924.66	60.87	68.51	-7.64	-42.76	8.37	-34.39
9	#5925.01	61.24	68.26	-7.02	-42.39	8.37	-34.02

Notes:

1. Margin value = Emission Level - Limit value
2. " * ": Fundamental frequency, the limit was restricted at the RF Output Power.
3. " # ": The radiated frequency is out of the restricted band.

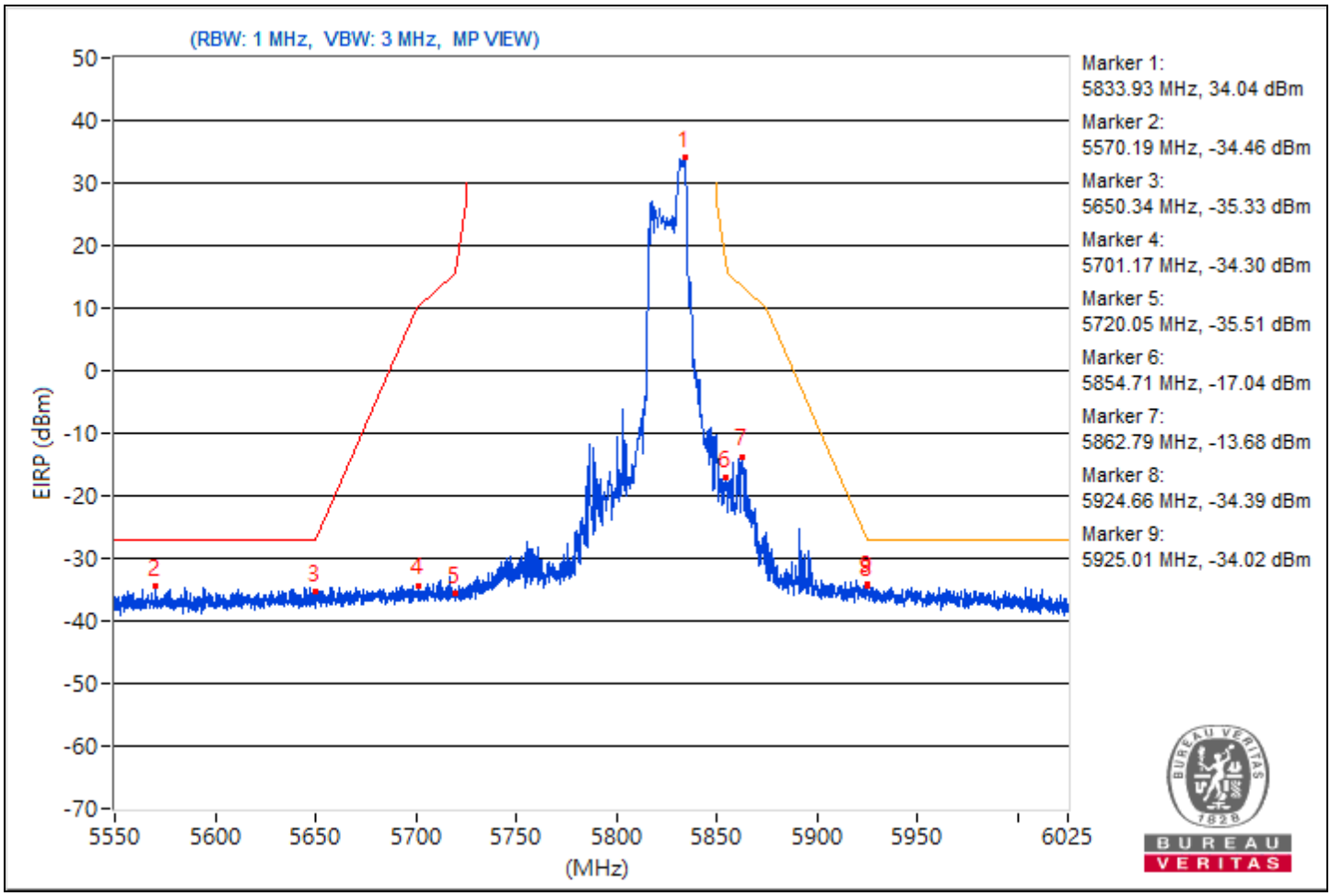

RF Mode	802.11be (EHT20) 106-tone RU	Channel	CH 36：5180 MHz
Frequency Range	5.05 GHz ~ 5.25 GHz	Environmental Conditions	20°C, 60% RH
Tested By	Henry Hsu		

Conducted Band Edge							
No.	Frequency (MHz)	Emission Level (dBuV/m)	Limit (dBuV/m)	Margin (dB)	Raw Value Chain 0 (dBm)	Correction Factor (dB)	EIRP Level (dBm)
1	*5177.1	119.59 PK			15.96	8.37	24.33
2	*5177.1	110.93 AV			7.3	8.37	15.67
3	5148.48	60.27 PK	74	-13.73	-43.36	8.37	-34.99
4	5148.48	50.49 AV	54	-3.51	-53.14	8.37	-44.77

Notes:

1. Margin value = Emission Level - Limit value
2. " * ": Fundamental frequency, the limit was restricted at the RF Output Power.

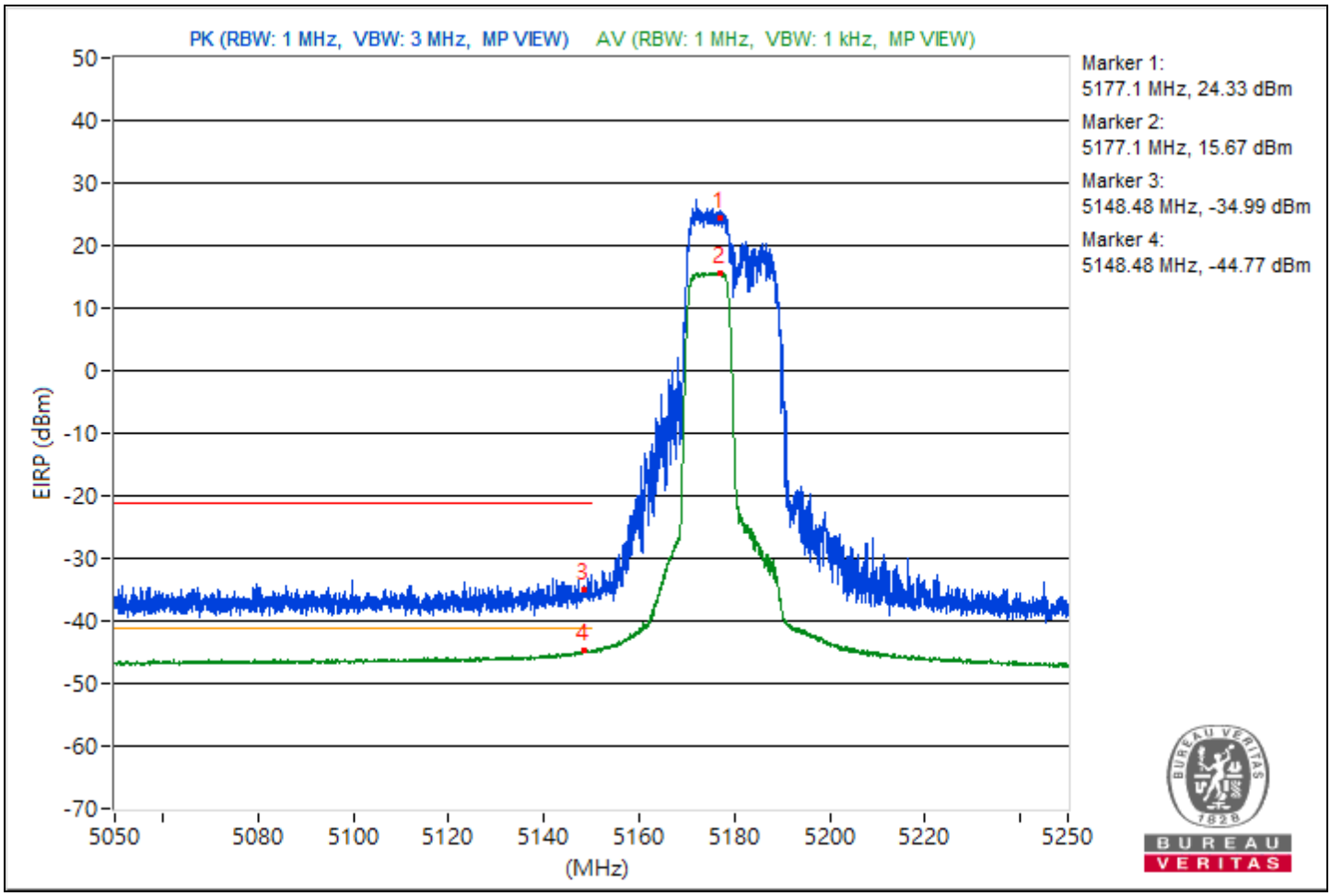

RF Mode	802.11be (EHT20) 106-tone RU	Channel	CH 64：5320 MHz
Frequency Range	5.25 GHz ~ 5.45 GHz	Environmental Conditions	20°C, 60% RH
Tested By	Henry Hsu		

Conducted Band Edge							
No.	Frequency (MHz)	Emission Level (dBuV/m)	Limit (dBuV/m)	Margin (dB)	Raw Value Chain 0 (dBm)	Correction Factor (dB)	EIRP Level (dBm)
1	*5327.55	119.85 PK			16.22	8.37	24.59
2	*5327.55	110.5 AV			6.87	8.37	15.24
3	5350.4	61.34 PK	74	-12.66	-42.29	8.37	-33.92
4	5350.4	49.97 AV	54	-4.03	-53.66	8.37	-45.29

Notes:

1. Margin value = Emission Level - Limit value
2. " * ": Fundamental frequency, the limit was restricted at the RF Output Power.

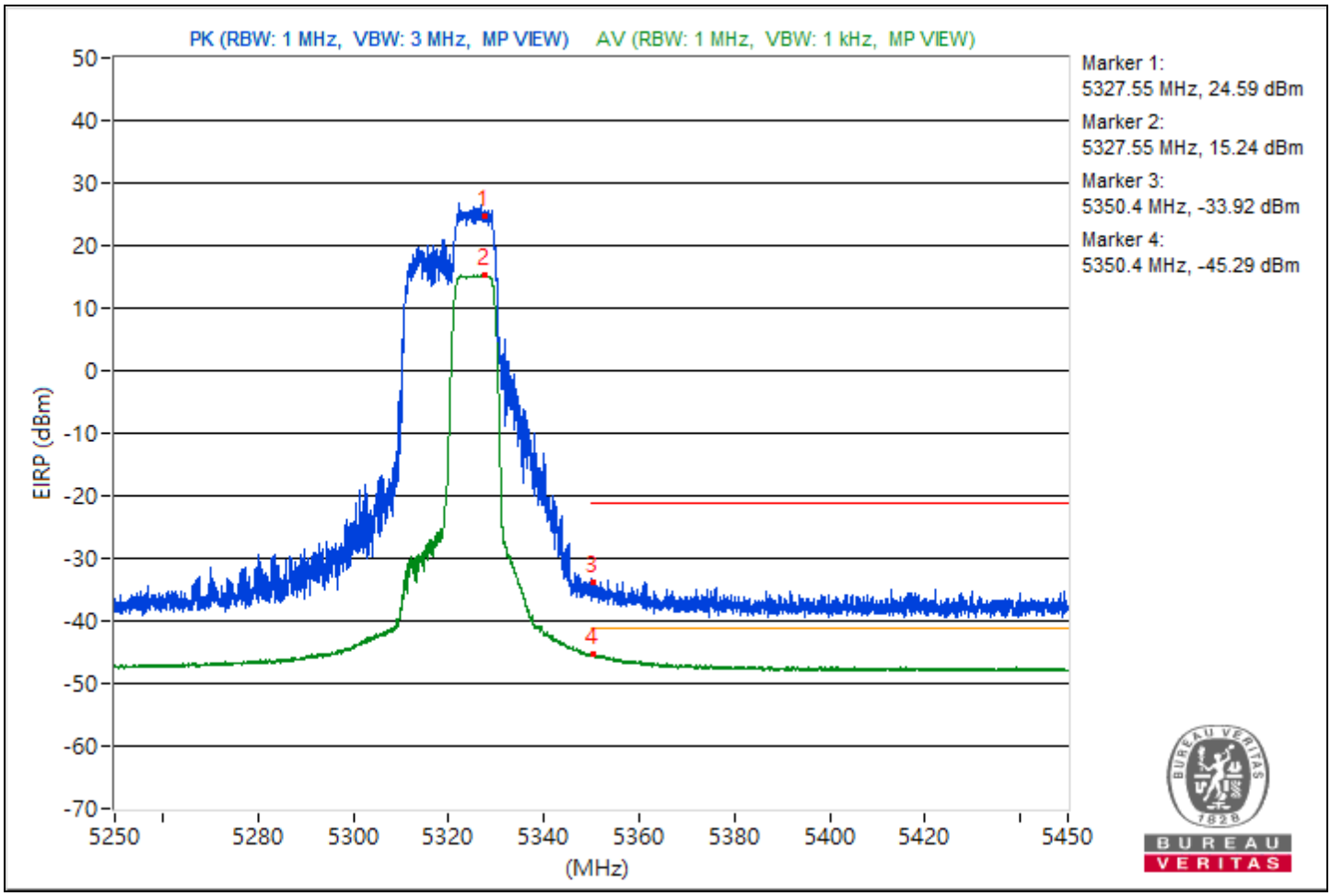

RF Mode	802.11be (EHT20) 106-tone RU	Channel	CH 100：5500 MHz
Frequency Range	5.35 GHz ~ 5.6 GHz	Environmental Conditions	20°C, 60% RH
Tested By	Henry Hsu		

Conducted Band Edge							
No.	Frequency (MHz)	Emission Level (dBuV/m)	Limit (dBuV/m)	Margin (dB)	Raw Value Chain 0 (dBm)	Correction Factor (dB)	EIRP Level (dBm)
1	*5492.28	120.59 PK			16.96	8.37	25.33
2	5459.87	60.74 PK	74	-13.26	-42.89	8.37	-34.52
3	#5468.75	61.28 PK	68.26	-6.98	-42.35	8.37	-33.98
4	*5496.91	108.35 AV			4.72	8.37	13.09
5	5459.56	48.44 AV	54	-5.56	-55.19	8.37	-46.82

Notes:

1. Margin value = Emission Level - Limit value
2. " * ": Fundamental frequency, the limit was restricted at the RF Output Power.
3. " # ": The radiated frequency is out of the restricted band.

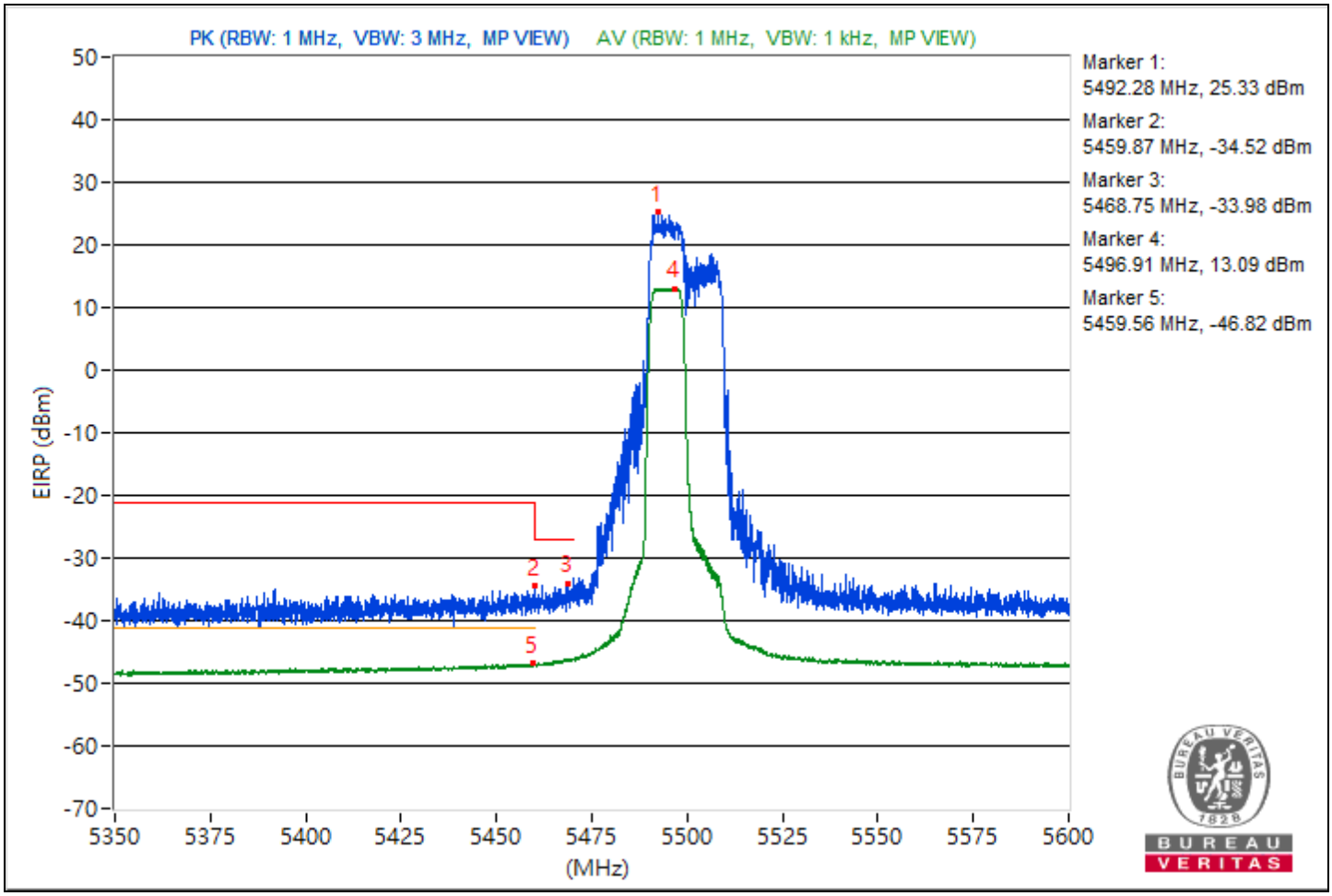

RF Mode	802.11be (EHT20) 106-tone RU	Channel	CH 140：5700 MHz
Frequency Range	5.625 GHz ~ 5.825 GHz	Environmental Conditions	20°C, 60% RH
Tested By	Henry Hsu		

Conducted Band Edge							
No.	Frequency (MHz)	Emission Level (dBuV/m)	Limit (dBuV/m)	Margin (dB)	Raw Value Chain 0 (dBm)	Correction Factor (dB)	EIRP Level (dBm)
1	*5705.1	123.9			20.27	8.37	28.64
2	#5725.12	63.69	68.26	-4.57	-39.94	8.37	-31.57

Notes:

1. Margin value = Emission Level - Limit value
2. " * ": Fundamental frequency, the limit was restricted at the RF Output Power.
3. " # ": The radiated frequency is out of the restricted band.

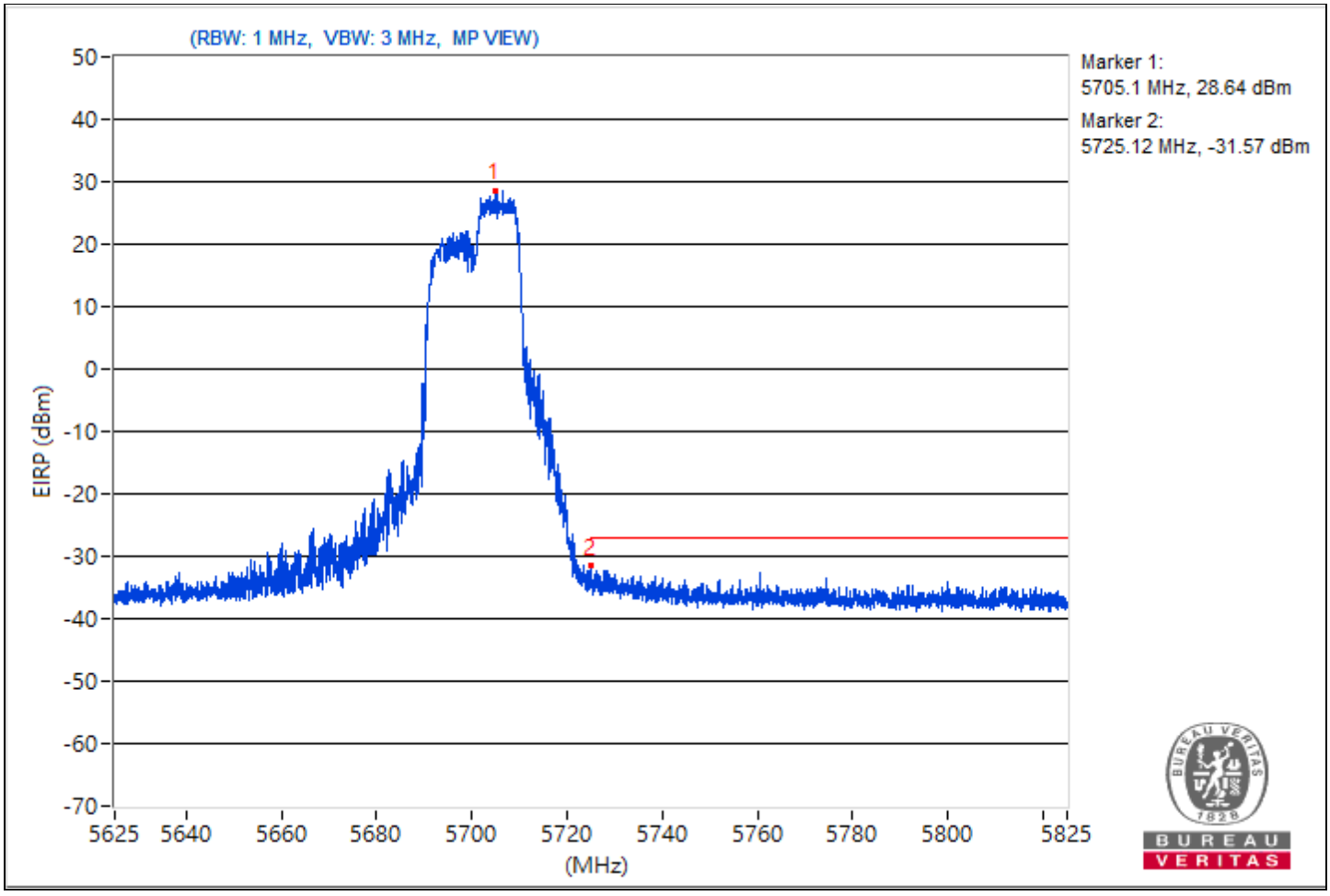

RF Mode	802.11be (EHT20) 106-tone RU	Channel	CH 144：5720 MHz
Frequency Range	5.7 GHz ~ 6 GHz	Environmental Conditions	20°C, 60% RH
Tested By	Henry Hsu		

Conducted Band Edge							
No.	Frequency (MHz)	Emission Level (dBuV/m)	Limit (dBuV/m)	Margin (dB)	Raw Value Chain 0 (dBm)	Correction Factor (dB)	EIRP Level (dBm)
1	*5724.52	124.73			21.1	8.37	29.47
2	#5851.5	60.11	68.26	-8.15	-43.52	8.37	-35.15

Notes:

1. Margin value = Emission Level - Limit value
2. " * ": Fundamental frequency, the limit was restricted at the RF Output Power.
3. " # ": The radiated frequency is out of the restricted band.

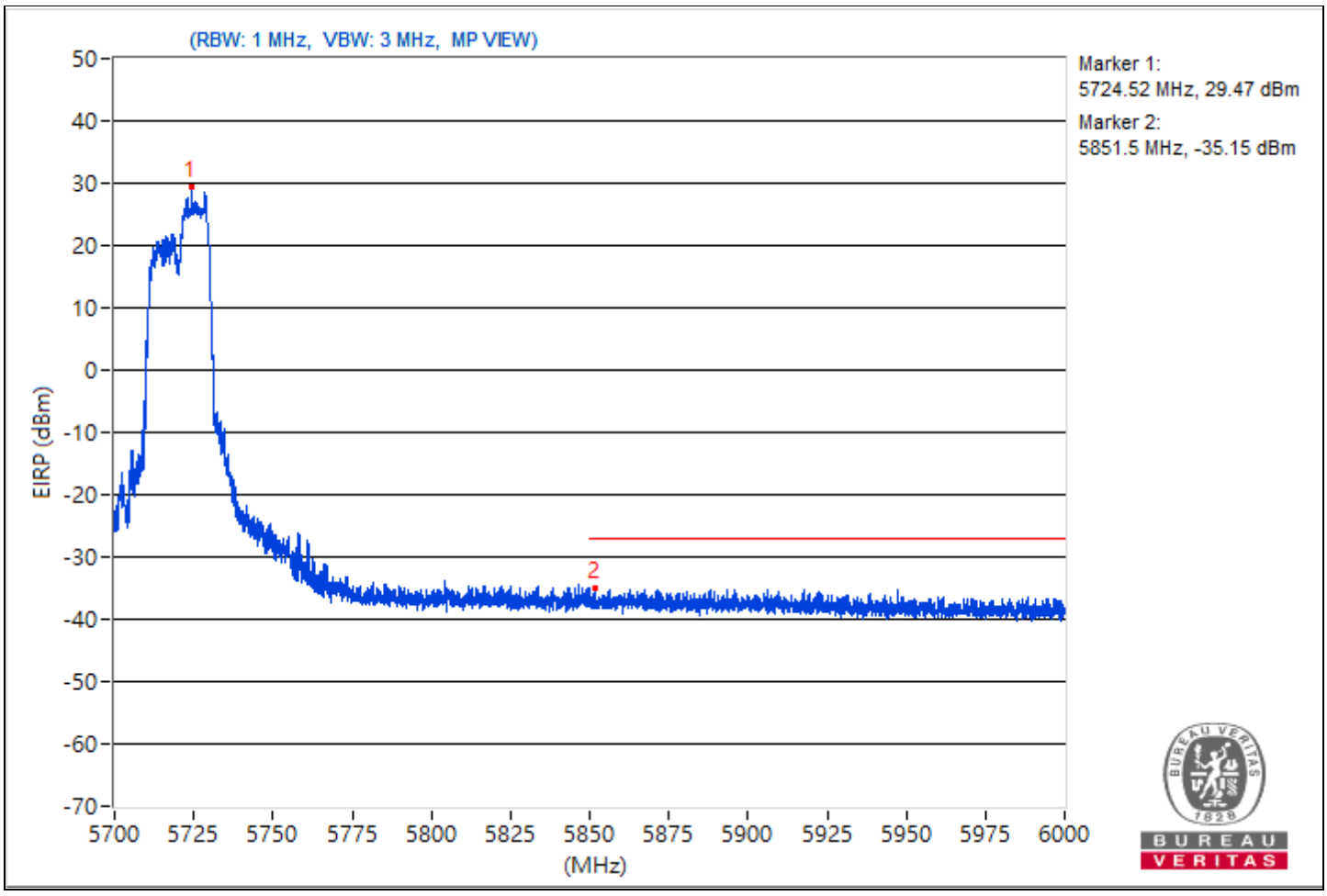

RF Mode	802.11be (EHT20) 106-tone RU	Channel	CH 149：5745 MHz
Frequency Range	5.55 GHz ~ 6.025 GHz	Environmental Conditions	20°C, 60% RH
Tested By	Henry Hsu		

Conducted Band Edge							
No.	Frequency (MHz)	Emission Level (dBuV/m)	Limit (dBuV/m)	Margin (dB)	Raw Value Chain 0 (dBm)	Correction Factor (dB)	EIRP Level (dBm)
1	*5738.34	126.83			23.2	8.37	31.57
2	#5649.27	62.34	68.26	-5.92	-41.29	8.37	-32.92
3	#5650.94	60.14	68.95	-8.81	-43.49	8.37	-35.12
4	#5718.74	85.22	110.51	-25.29	-18.41	8.37	-10.04
5	#5722.66	89.78	116.93	-27.15	-13.85	8.37	-5.48
6	#5854.71	59.73	111.52	-51.79	-43.9	8.37	-35.53
7	#5873	60.56	105.82	-45.26	-43.07	8.37	-34.7
8	#5924.3	58.5	68.78	-10.28	-45.13	8.37	-36.76
9	#5950.9	59.53	68.26	-8.73	-44.1	8.37	-35.73

Notes:

1. Margin value = Emission Level - Limit value
2. " * ": Fundamental frequency, the limit was restricted at the RF Output Power.
3. " # ": The radiated frequency is out of the restricted band.

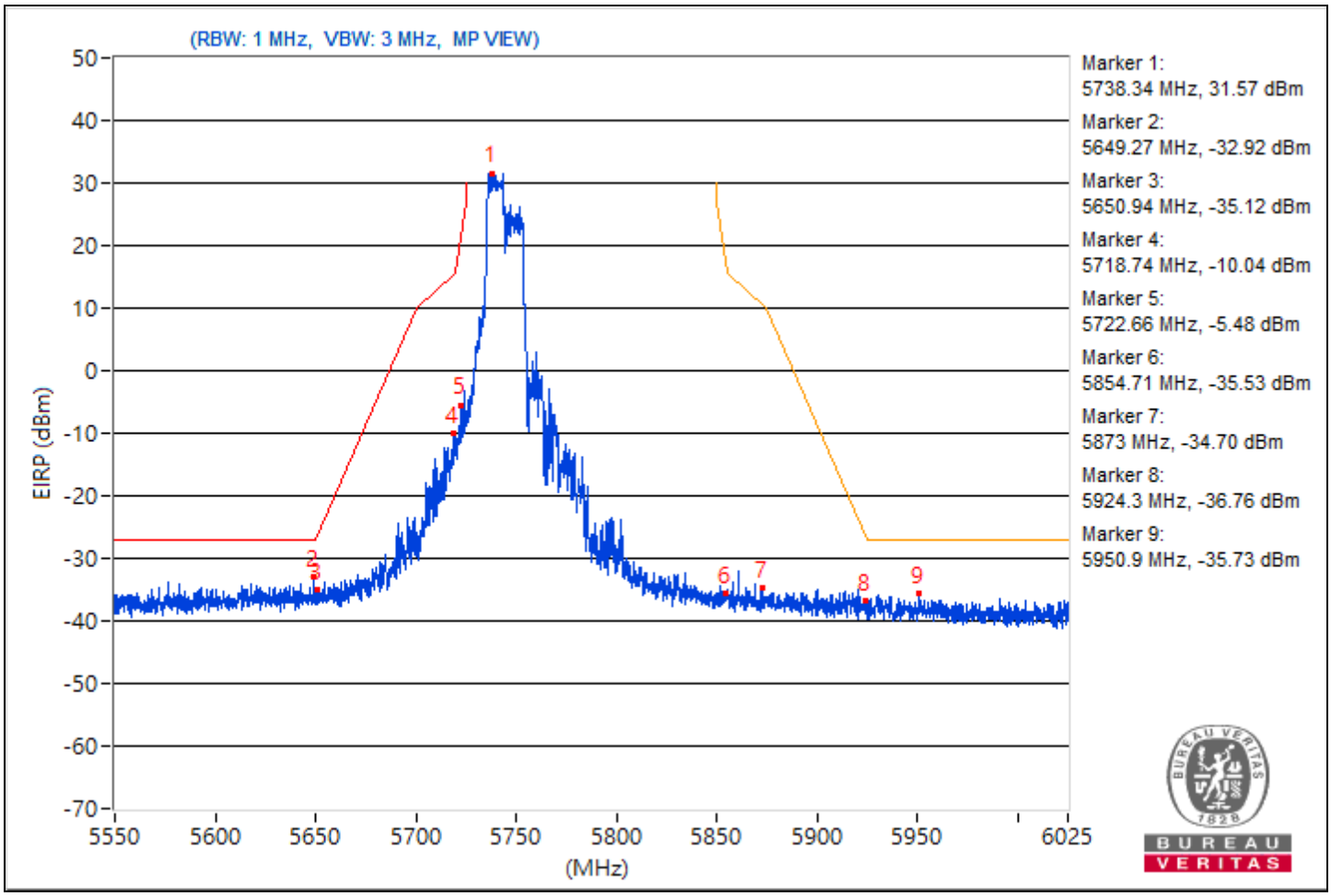

RF Mode	802.11be (EHT20) 106-tone RU	Channel	CH 165：5825 MHz
Frequency Range	5.55 GHz ~ 6.025 GHz	Environmental Conditions	20°C, 60% RH
Tested By	Henry Hsu		

Conducted Band Edge							
No.	Frequency (MHz)	Emission Level (dBuV/m)	Limit (dBuV/m)	Margin (dB)	Raw Value Chain 0 (dBm)	Correction Factor (dB)	EIRP Level (dBm)
1	*5829.42	126.29			22.66	8.37	31.03
2	#5629.92	60.63	68.26	-7.63	-43	8.37	-34.63
3	#5650.58	59.94	68.69	-8.75	-43.69	8.37	-35.32
4	#5700.1	59.62	105.29	-45.67	-44.01	8.37	-35.64
5	#5720.29	58.8	111.52	-52.72	-44.83	8.37	-36.46
6	#5853.64	82.41	113.95	-31.54	-21.22	8.37	-12.85
7	#5859.11	82.72	109.71	-26.99	-20.91	8.37	-12.54
8	#5924.18	59.61	68.87	-9.26	-44.02	8.37	-35.65
9	#5935.34	61.99	68.26	-6.27	-41.64	8.37	-33.27

Notes:

1. Margin value = Emission Level - Limit value
2. " * ": Fundamental frequency, the limit was restricted at the RF Output Power.
3. " # ": The radiated frequency is out of the restricted band.

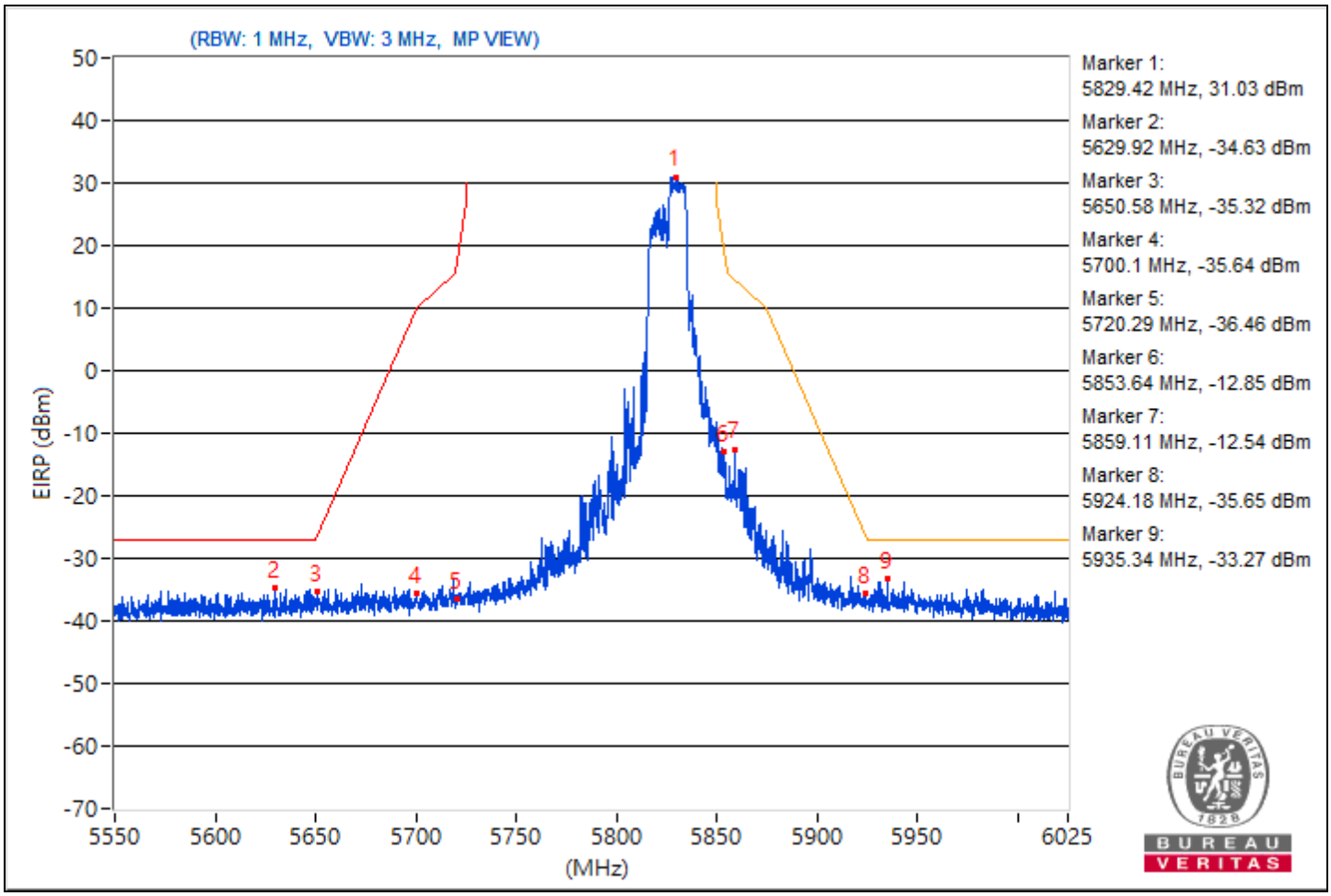

RF Mode	802.11be (EHT20) 52+26-tone MRU	Channel	CH 36：5180 MHz
Frequency Range	5.05 GHz ~ 5.25 GHz	Environmental Conditions	20°C, 60% RH
Tested By	Henry Hsu		

Conducted Band Edge							
No.	Frequency (MHz)	Emission Level (dBuV/m)	Limit (dBuV/m)	Margin (dB)	Raw Value Chain 0 (dBm)	Correction Factor (dB)	EIRP Level (dBm)
1	*5177.5	120.32 PK			16.69	8.37	25.06
2	*5177.5	111.2 AV			7.57	8.37	15.94
3	5145.62	59.19 PK	74	-14.81	-44.44	8.37	-36.07
4	5145.62	49.55 AV	54	-4.45	-54.08	8.37	-45.71

Notes:

1. Margin value = Emission Level - Limit value
2. " * ": Fundamental frequency, the limit was restricted at the RF Output Power.

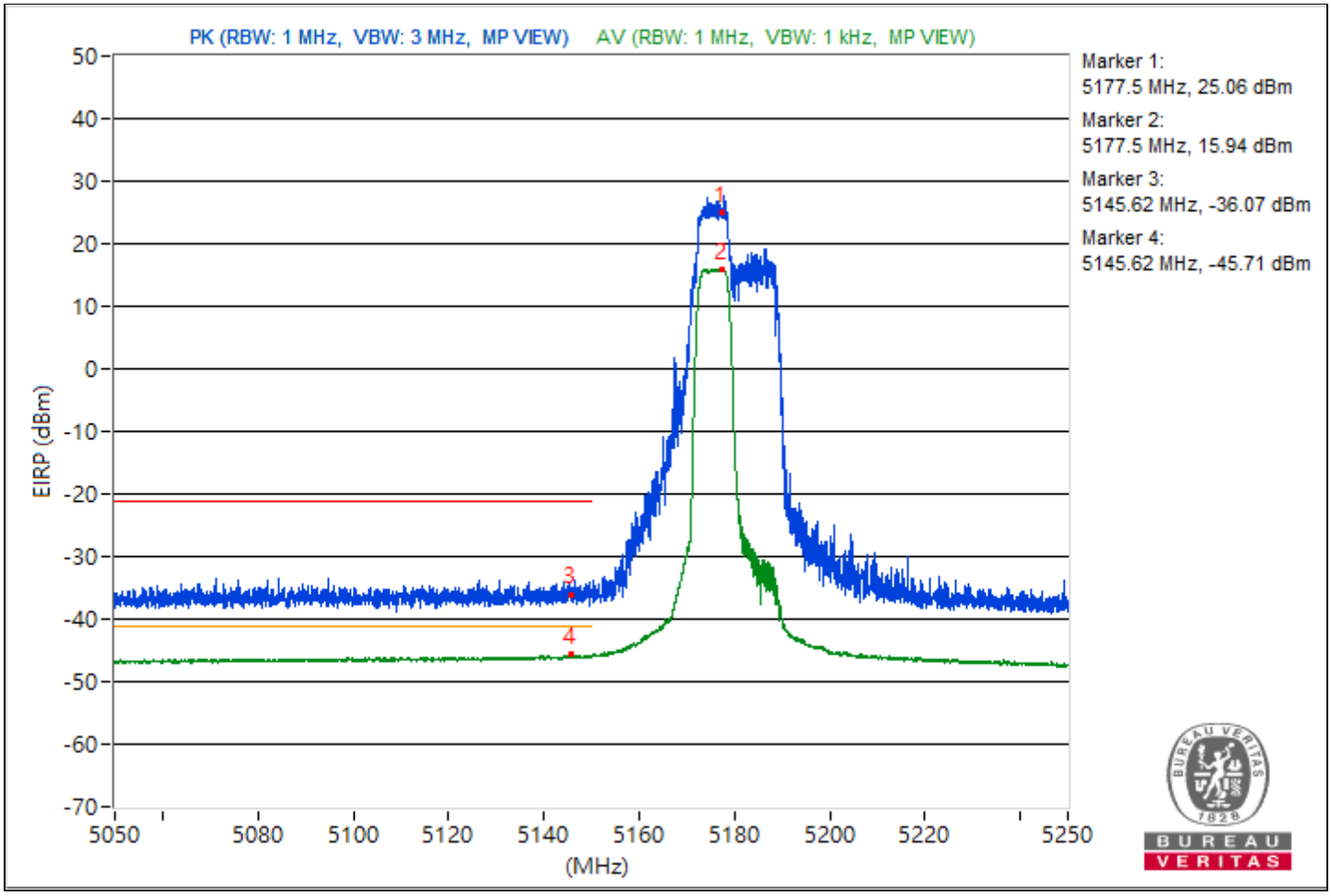

RF Mode	802.11be (EHT20) 52+26-tone MRU	Channel	CH 64：5320 MHz
Frequency Range	5.25 GHz ~ 5.45 GHz	Environmental Conditions	20°C, 60% RH
Tested By	Henry Hsu		

Conducted Band Edge							
No.	Frequency (MHz)	Emission Level (dBuV/m)	Limit (dBuV/m)	Margin (dB)	Raw Value Chain 0 (dBm)	Correction Factor (dB)	EIRP Level (dBm)
1	*5323.3	121.7 PK			18.07	8.37	26.44
2	*5323.3	111.99 AV			8.36	8.37	16.73
3	5350.95	60.1 PK	74	-13.9	-43.53	8.37	-35.16
4	5350.95	49.11 AV	54	-4.89	-54.52	8.37	-46.15

Notes:

1. Margin value = Emission Level - Limit value
2. " * ": Fundamental frequency, the limit was restricted at the RF Output Power.

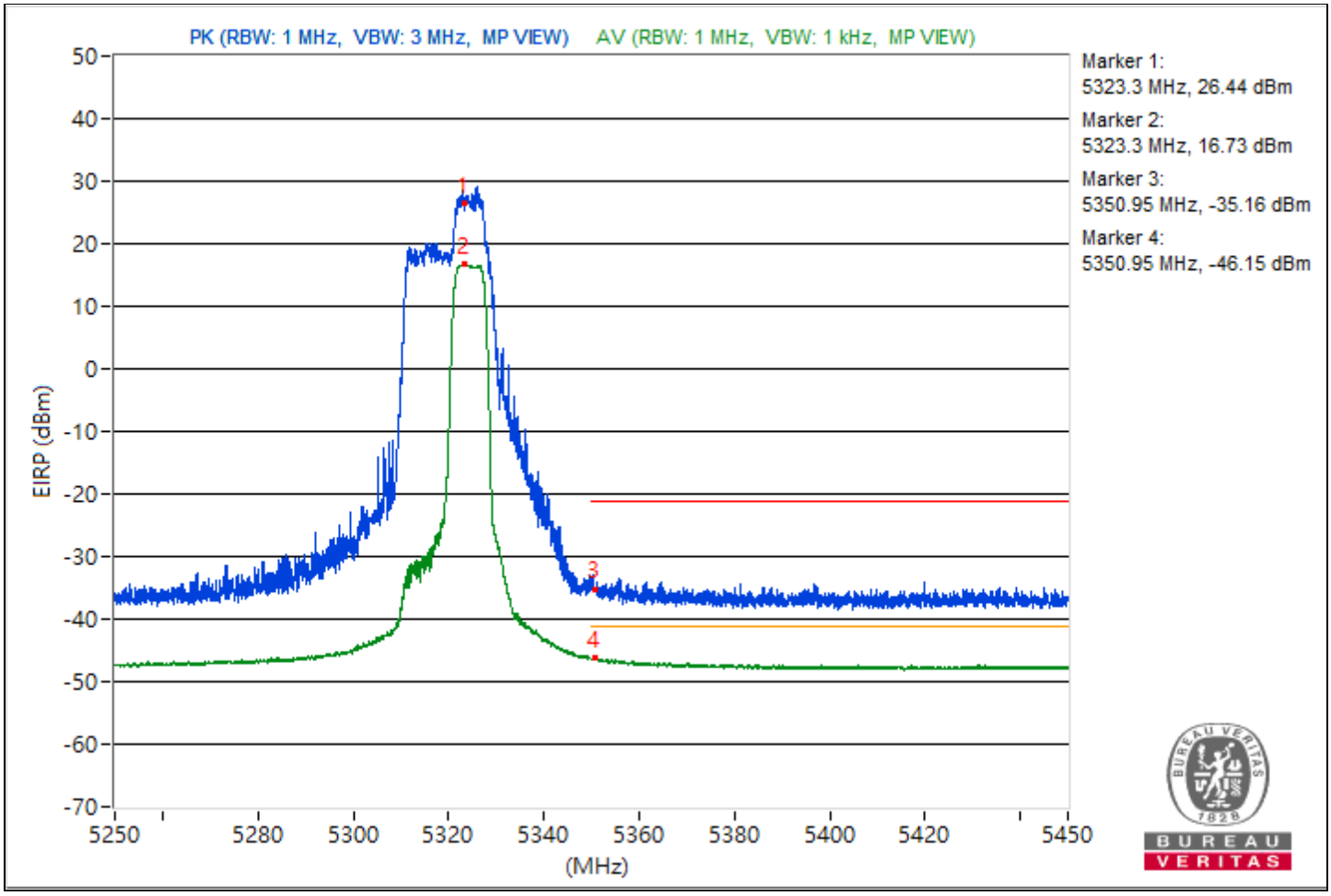

RF Mode	802.11be (EHT20) 52+26-tone MRU	Channel	CH 100：5500 MHz
Frequency Range	5.35 GHz ~ 5.6 GHz	Environmental Conditions	20°C, 60% RH
Tested By	Henry Hsu		

Conducted Band Edge							
No.	Frequency (MHz)	Emission Level (dBuV/m)	Limit (dBuV/m)	Margin (dB)	Raw Value Chain 0 (dBm)	Correction Factor (dB)	EIRP Level (dBm)
1	*5497.87	120.81 PK			17.18	8.37	25.55
2	5428.12	60.87 PK	74	-13.13	-42.76	8.37	-34.39
3	#5469.34	60.38 PK	68.26	-7.88	-43.25	8.37	-34.88
4	*5497.56	109.83 AV			6.2	8.37	14.57
5	5459.62	48.6 AV	54	-5.4	-55.03	8.37	-46.66

Notes:

1. Margin value = Emission Level - Limit value
2. " * ": Fundamental frequency, the limit was restricted at the RF Output Power.
3. " # ": The radiated frequency is out of the restricted band.

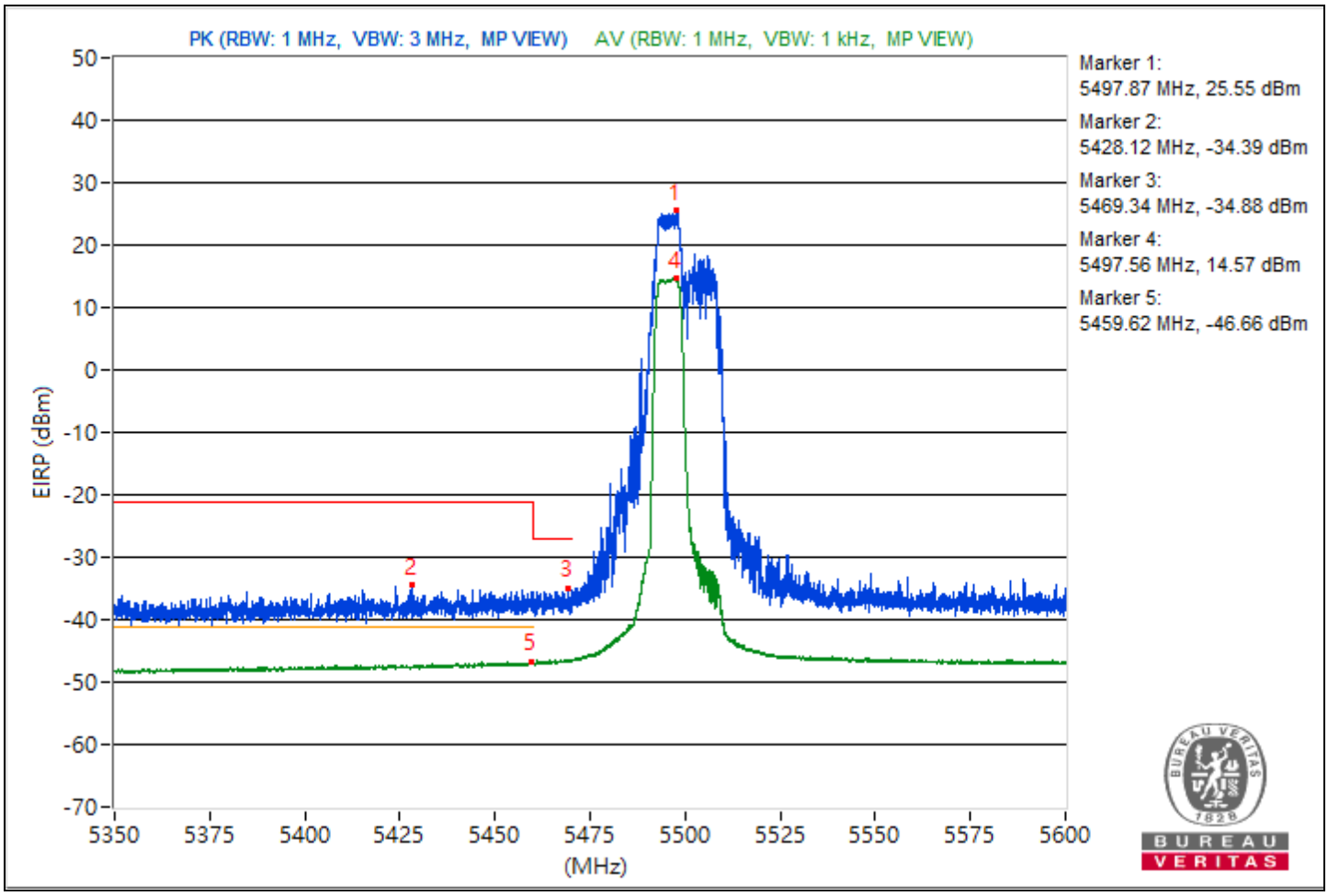

RF Mode	802.11be (EHT20) 52+26-tone MRU	Channel	CH 140：5700 MHz
Frequency Range	5.625 GHz ~ 5.825 GHz	Environmental Conditions	20°C, 60% RH
Tested By	Henry Hsu		

Conducted Band Edge							
No.	Frequency (MHz)	Emission Level (dBuV/m)	Limit (dBuV/m)	Margin (dB)	Raw Value Chain 0 (dBm)	Correction Factor (dB)	EIRP Level (dBm)
1	*5703.43	122.85			19.22	8.37	27.59
2	#5726.18	63.36	68.26	-4.9	-40.27	8.37	-31.9

Notes:

1. Margin value = Emission Level - Limit value
2. " * ": Fundamental frequency, the limit was restricted at the RF Output Power.
3. " # ": The radiated frequency is out of the restricted band.

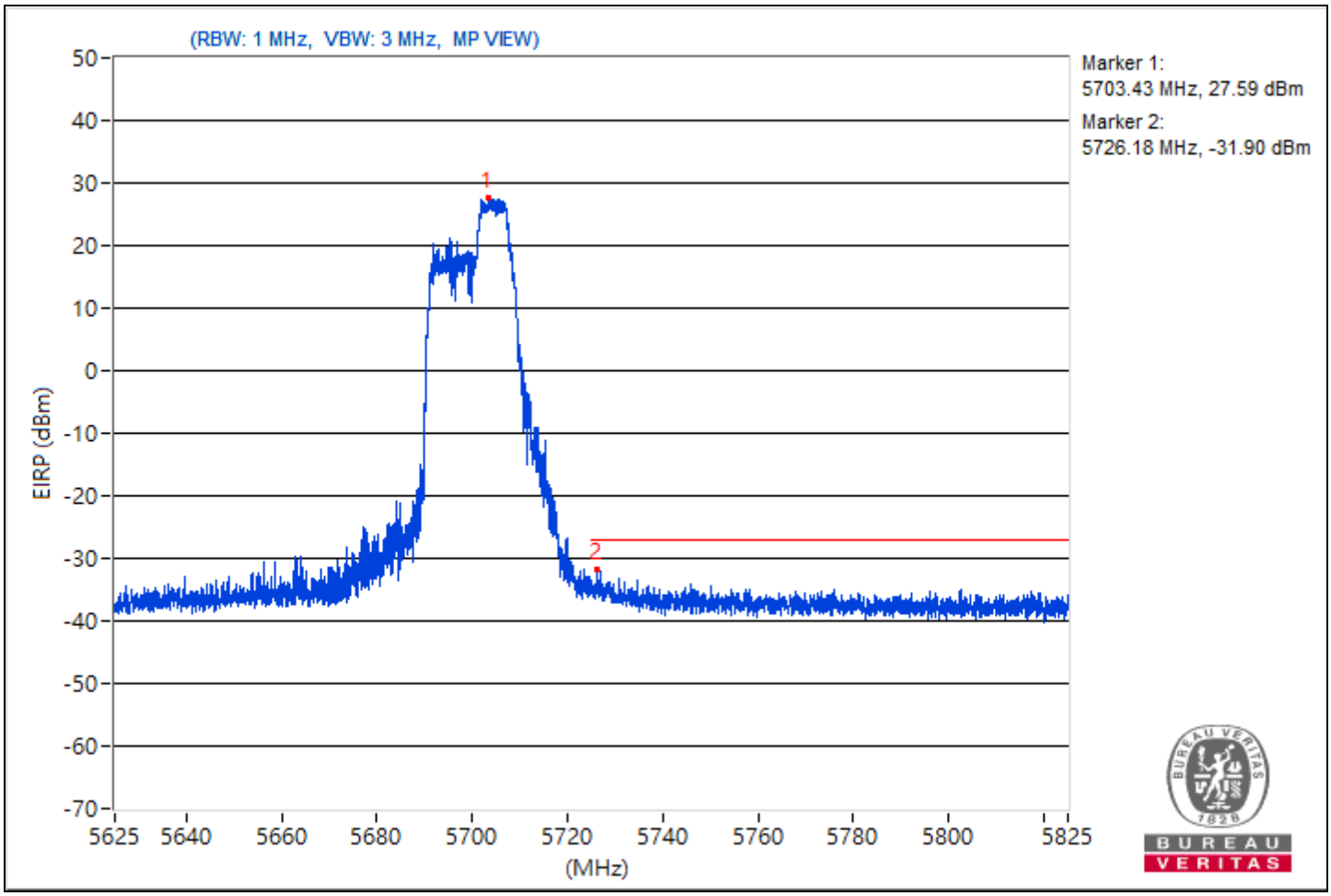

RF Mode	802.11be (EHT20) 52+26-tone MRU	Channel	CH 144：5720 MHz
Frequency Range	5.7 GHz ~ 6 GHz	Environmental Conditions	20°C, 60% RH
Tested By	Henry Hsu		

Conducted Band Edge							
No.	Frequency (MHz)	Emission Level (dBuV/m)	Limit (dBuV/m)	Margin (dB)	Raw Value Chain 0 (dBm)	Correction Factor (dB)	EIRP Level (dBm)
1	*5725.8	123.8			20.17	8.37	28.54
2	#5872.24	60.4	68.26	-7.86	-43.23	8.37	-34.86

Notes:

1. Margin value = Emission Level - Limit value
2. " * ": Fundamental frequency, the limit was restricted at the RF Output Power.
3. " # ": The radiated frequency is out of the restricted band.

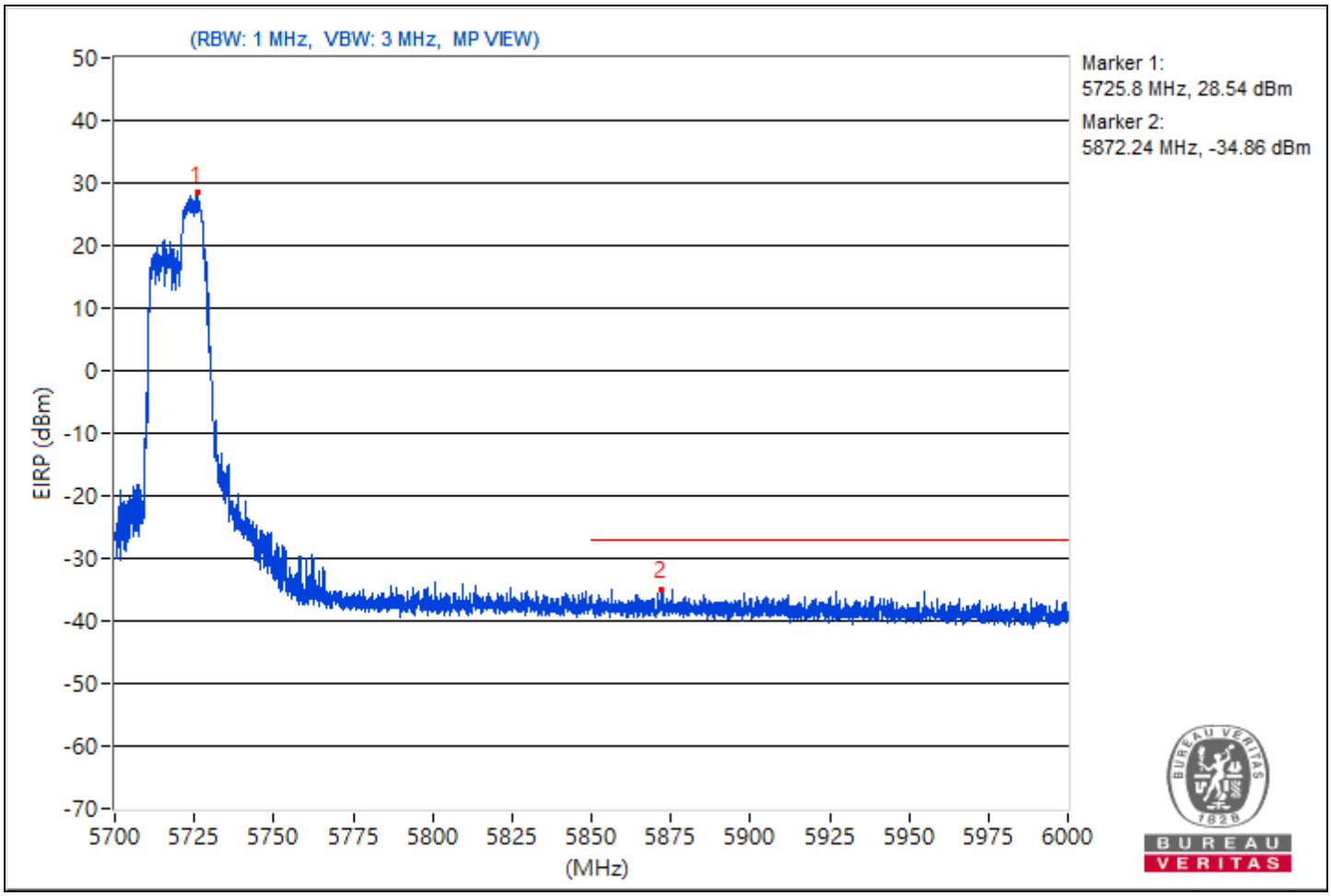

RF Mode	802.11be (EHT20) 52+26-tone MRU	Channel	CH 149：5745 MHz
Frequency Range	5.55 GHz ~ 6.025 GHz	Environmental Conditions	20°C, 60% RH
Tested By	Henry Hsu		

Conducted Band Edge							
No.	Frequency (MHz)	Emission Level (dBuV/m)	Limit (dBuV/m)	Margin (dB)	Raw Value Chain 0 (dBm)	Correction Factor (dB)	EIRP Level (dBm)
1	*5741.43	128.23			24.6	8.37	32.97
2	#5620.06	62.91	68.26	-5.35	-40.72	8.37	-32.35
3	#5650.94	61.83	68.95	-7.12	-41.8	8.37	-33.43
4	#5719.46	84.56	110.71	-26.15	-19.07	8.37	-10.7
5	#5720.05	84.58	110.97	-26.39	-19.05	8.37	-10.68
6	#5854.83	59.26	111.24	-51.98	-44.37	8.37	-36
7	#5874.54	60.72	105.39	-44.67	-42.91	8.37	-34.54
8	#5924.3	59.64	68.78	-9.14	-43.99	8.37	-35.62
9	#5925.49	60.73	68.26	-7.53	-42.9	8.37	-34.53

Notes:

1. Margin value = Emission Level - Limit value
2. " * ": Fundamental frequency, the limit was restricted at the RF Output Power.
3. " # ": The radiated frequency is out of the restricted band.

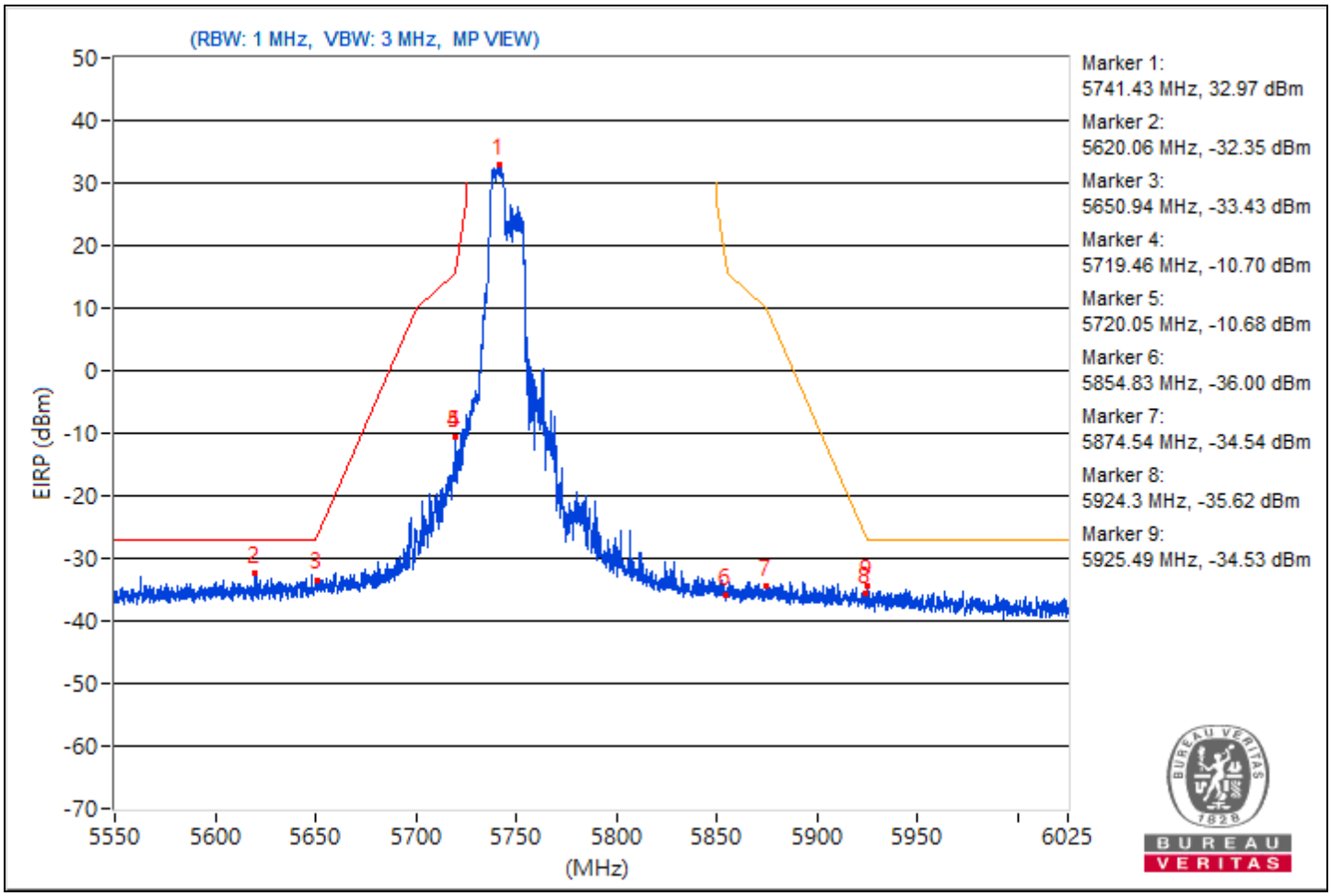

RF Mode	802.11be (EHT20) 52+26-tone MRU	Channel	CH 165：5825 MHz
Frequency Range	5.55 GHz ~ 6.025 GHz	Environmental Conditions	20°C, 60% RH
Tested By	Henry Hsu		

Conducted Band Edge							
No.	Frequency (MHz)	Emission Level (dBuV/m)	Limit (dBuV/m)	Margin (dB)	Raw Value Chain 0 (dBm)	Correction Factor (dB)	EIRP Level (dBm)
1	*5828.11	123.92			20.29	8.37	28.66
2	#5556.41	60.9	68.26	-7.36	-42.73	8.37	-34.36
3	#5650.94	59.3	68.95	-9.65	-44.33	8.37	-35.96
4	#5699.98	59.96	105.25	-45.29	-43.67	8.37	-35.3
5	#5720.17	60.1	111.24	-51.14	-43.53	8.37	-35.16
6	#5854.59	60.3	111.79	-51.49	-43.33	8.37	-34.96
7	#5872.76	59.65	105.89	-46.24	-43.98	8.37	-35.61
8	#5924.54	59.55	68.6	-9.05	-44.08	8.37	-35.71
9	#5946.98	60.32	68.26	-7.94	-43.31	8.37	-34.94

Notes:

1. Margin value = Emission Level - Limit value
2. " * ": Fundamental frequency, the limit was restricted at the RF Output Power.
3. " # ": The radiated frequency is out of the restricted band.

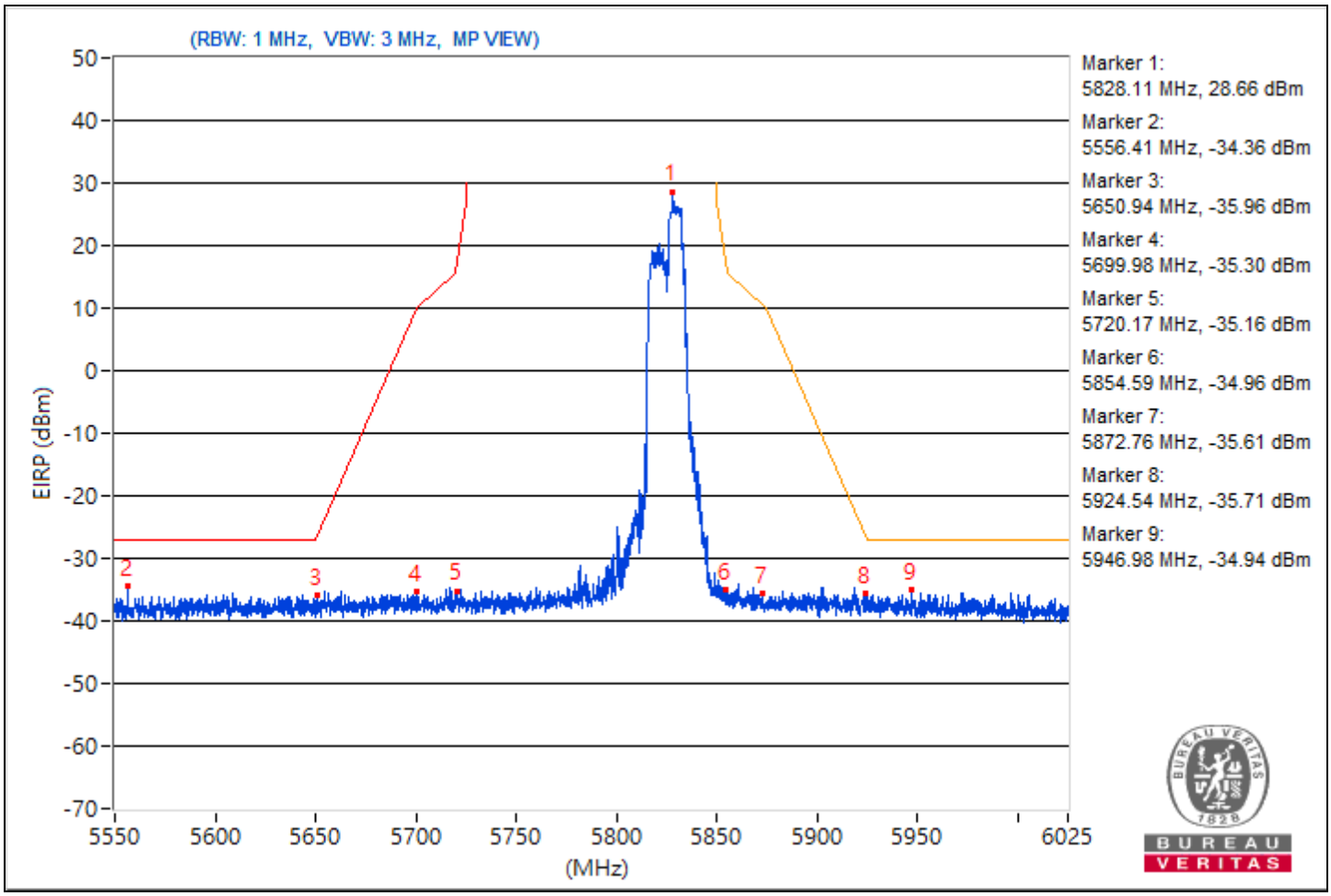

RF Mode	802.11be (EHT20) 106+26-tone MRU	Channel	CH 36：5180 MHz
Frequency Range	5.05 GHz ~ 5.25 GHz	Environmental Conditions	20°C, 60% RH
Tested By	Henry Hsu		

Conducted Band Edge							
No.	Frequency (MHz)	Emission Level (dBuV/m)	Limit (dBuV/m)	Margin (dB)	Raw Value Chain 0 (dBm)	Correction Factor (dB)	EIRP Level (dBm)
1	*5178.48	119.79 PK			16.16	8.37	24.53
2	*5178.48	111.34 AV			7.71	8.37	16.08
3	5149.5	60.17 PK	74	-13.83	-43.46	8.37	-35.09
4	5149.5	50.97 AV	54	-3.03	-52.66	8.37	-44.29

Notes:

1. Margin value = Emission Level - Limit value
2. " * ": Fundamental frequency, the limit was restricted at the RF Output Power.

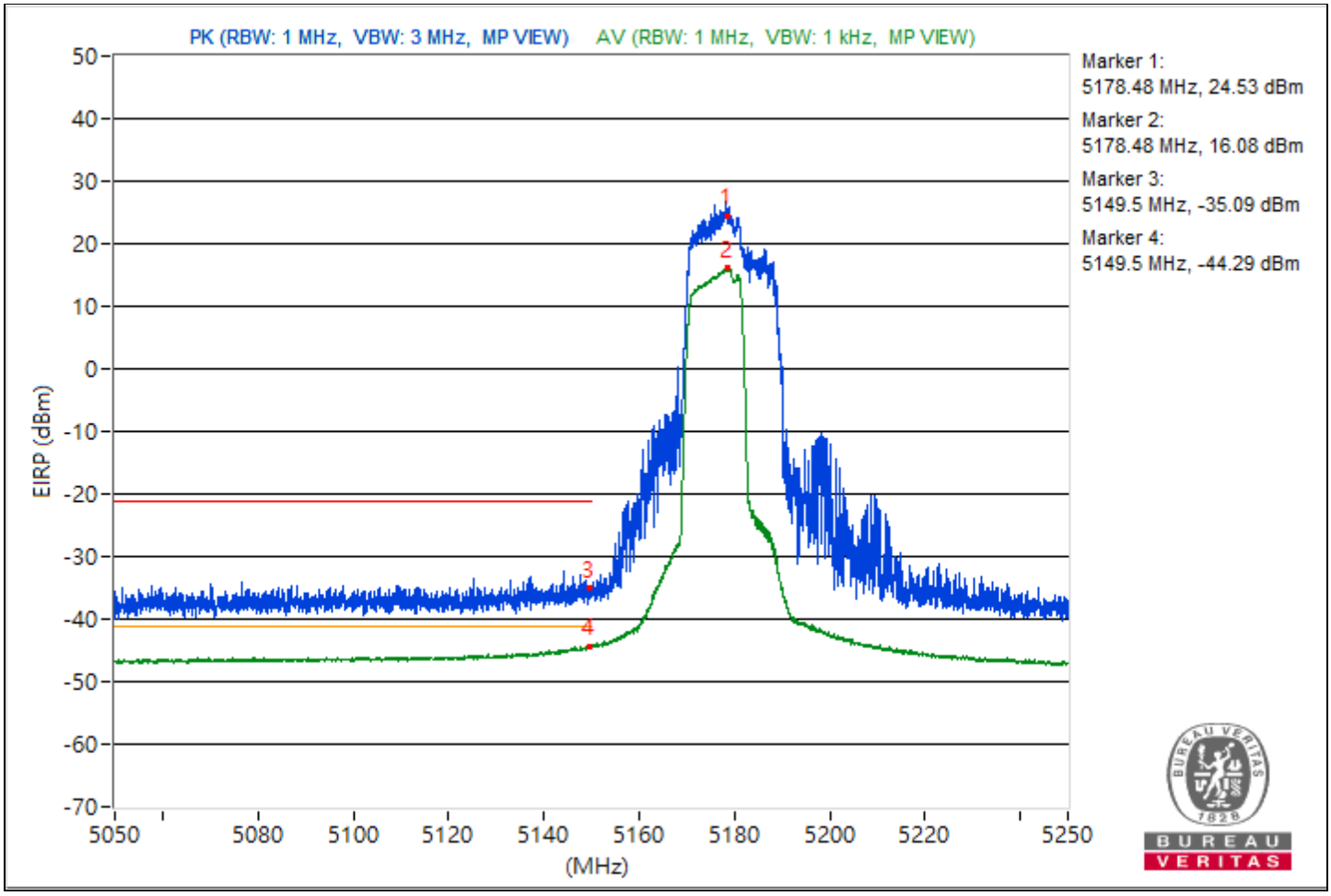

RF Mode	802.11be (EHT20) 106+26-tone MRU	Channel	CH 64：5320 MHz
Frequency Range	5.25 GHz ~ 5.45 GHz	Environmental Conditions	20°C, 60% RH
Tested By	Henry Hsu		

Conducted Band Edge							
No.	Frequency (MHz)	Emission Level (dBuV/m)	Limit (dBuV/m)	Margin (dB)	Raw Value Chain 0 (dBm)	Correction Factor (dB)	EIRP Level (dBm)
1	*5321.3	120.06 PK			16.43	8.37	24.8
2	*5321.3	110.99 AV			7.36	8.37	15.73
3	5350.18	57.19 PK	74	-16.81	-46.44	8.37	-38.07
4	5350.18	49.81 AV	54	-4.19	-53.82	8.37	-45.45

Notes:

1. Margin value = Emission Level - Limit value
2. " * ": Fundamental frequency, the limit was restricted at the RF Output Power.

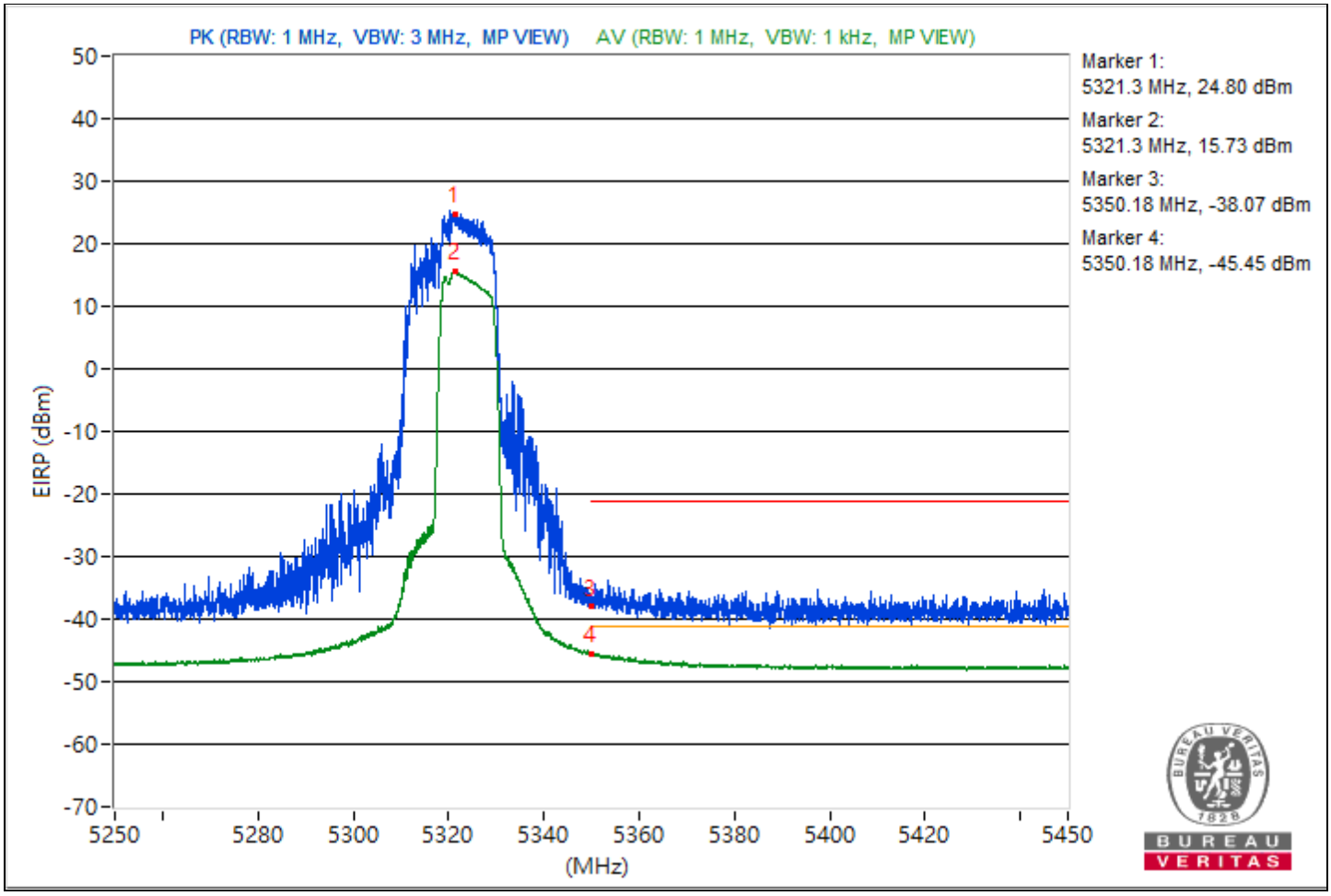

RF Mode	802.11be (EHT20) 106+26-tone MRU	Channel	CH 100：5500 MHz
Frequency Range	5.35 GHz ~ 5.6 GHz	Environmental Conditions	20°C, 60% RH
Tested By	Henry Hsu		

Conducted Band Edge							
No.	Frequency (MHz)	Emission Level (dBuV/m)	Limit (dBuV/m)	Margin (dB)	Raw Value Chain 0 (dBm)	Correction Factor (dB)	EIRP Level (dBm)
1	*5500.91	121.85 PK			18.22	8.37	26.59
2	5395.91	59.96 PK	74	-14.04	-43.67	8.37	-35.3
3	#5469.03	62.12 PK	68.26	-6.14	-41.51	8.37	-33.14
4	*5499	110.88 AV			7.25	8.37	15.62
5	5459.91	49.12 AV	54	-4.88	-54.51	8.37	-46.14

Notes:

1. Margin value = Emission Level - Limit value
2. " * ": Fundamental frequency, the limit was restricted at the RF Output Power.
3. " # ": The radiated frequency is out of the restricted band.

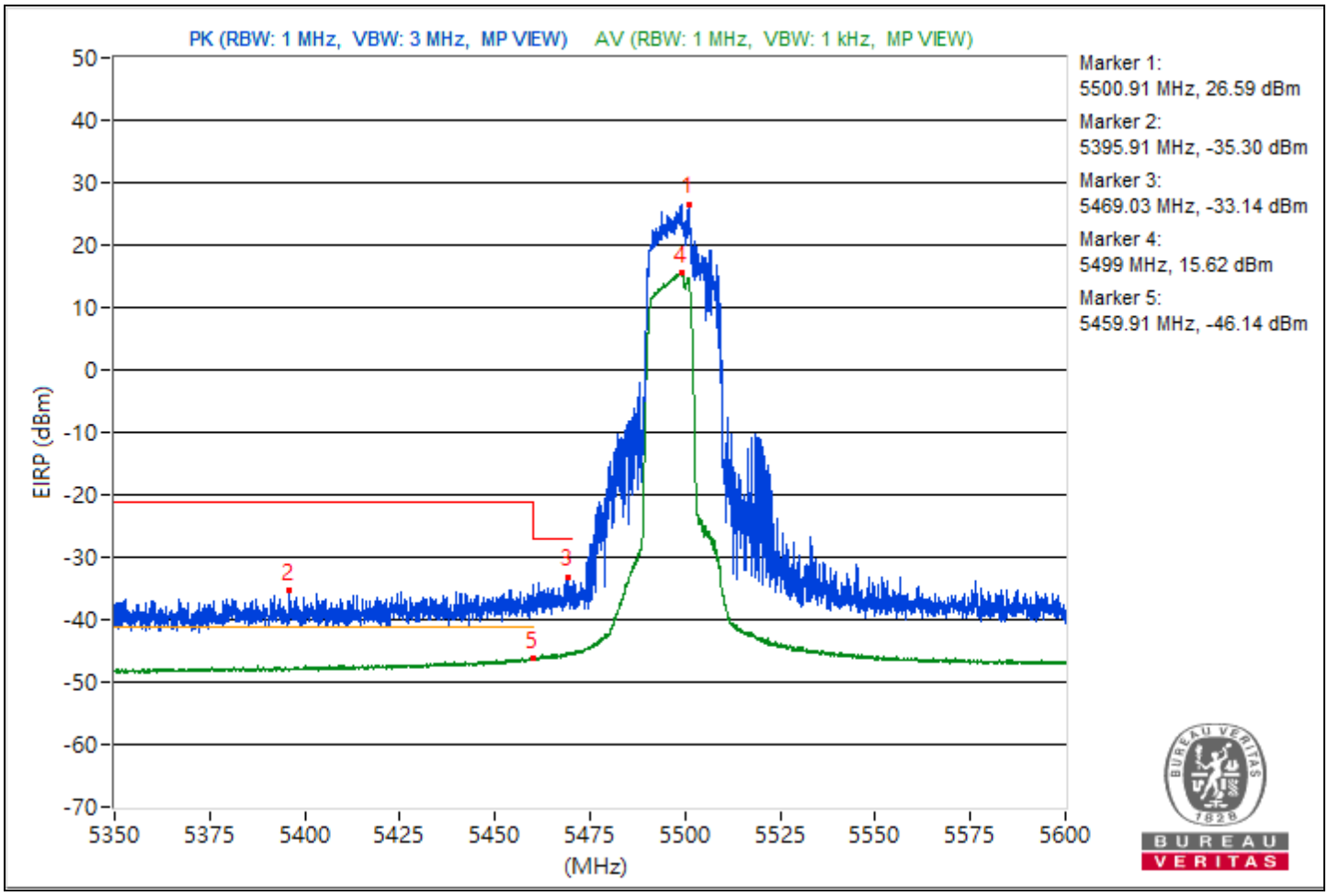

RF Mode	802.11be (EHT20) 106+26-tone MRU	Channel	CH 140：5700 MHz
Frequency Range	5.625 GHz ~ 5.825 GHz	Environmental Conditions	20°C, 60% RH
Tested By	Henry Hsu		

Conducted Band Edge							
No.	Frequency (MHz)	Emission Level (dBuV/m)	Limit (dBuV/m)	Margin (dB)	Raw Value Chain 0 (dBm)	Correction Factor (dB)	EIRP Level (dBm)
1	*5701.52	122.35			18.72	8.37	27.09
2	#5725.32	61.61	68.26	-6.65	-42.02	8.37	-33.65

Notes:

1. Margin value = Emission Level - Limit value
2. " * ": Fundamental frequency, the limit was restricted at the RF Output Power.
3. " # ": The radiated frequency is out of the restricted band.

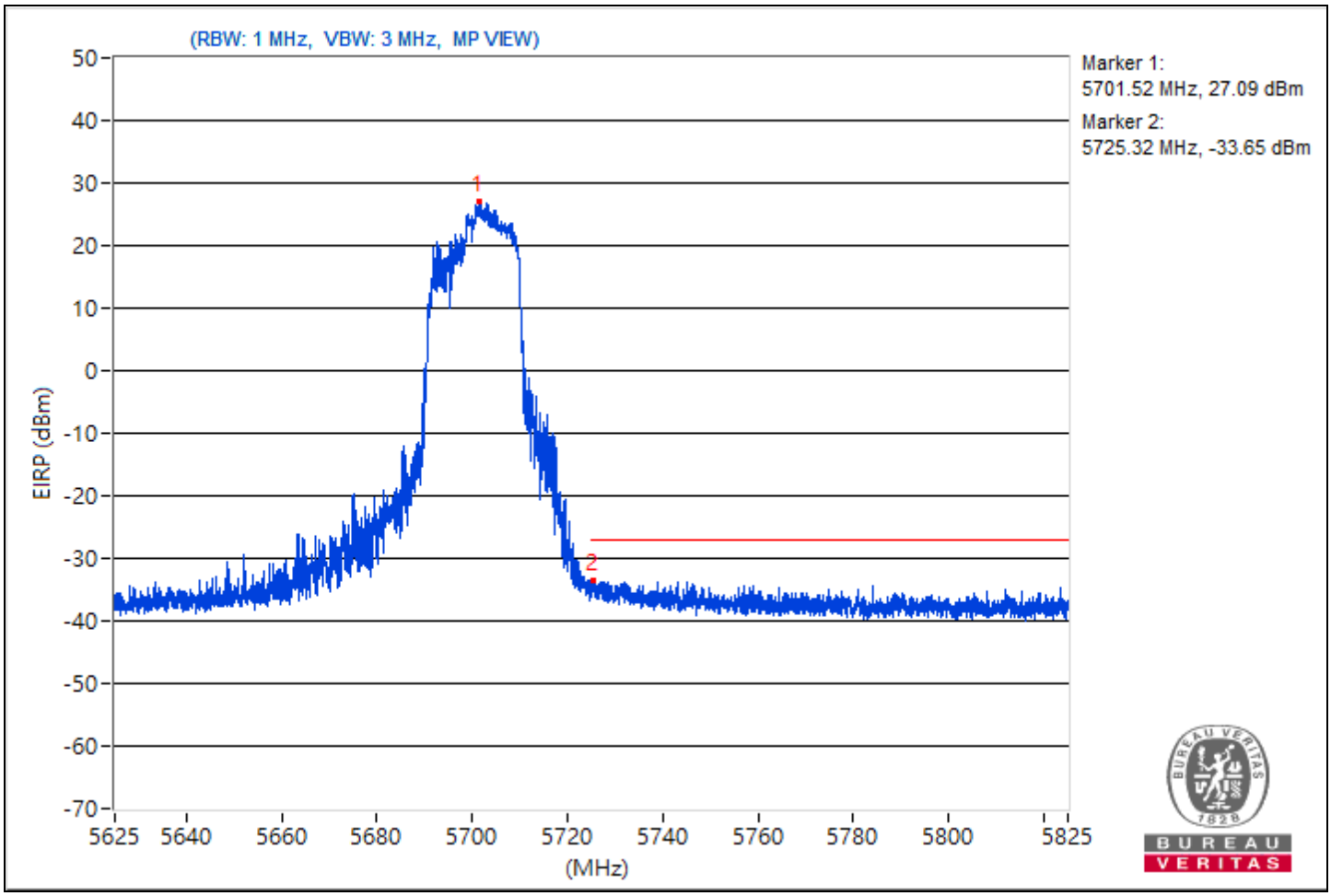

RF Mode	802.11be (EHT20) 106+26-tone MRU	Channel	CH 144：5720 MHz
Frequency Range	5.7 GHz ~ 6 GHz	Environmental Conditions	20°C, 60% RH
Tested By	Henry Hsu		

Conducted Band Edge							
No.	Frequency (MHz)	Emission Level (dBuV/m)	Limit (dBuV/m)	Margin (dB)	Raw Value Chain 0 (dBm)	Correction Factor (dB)	EIRP Level (dBm)
1	*5722.57	121.24			17.61	8.37	25.98
2	#5863.16	59.62	68.26	-8.64	-44.01	8.37	-35.64

Notes:

1. Margin value = Emission Level - Limit value
2. " * ": Fundamental frequency, the limit was restricted at the RF Output Power.
3. " # ": The radiated frequency is out of the restricted band.

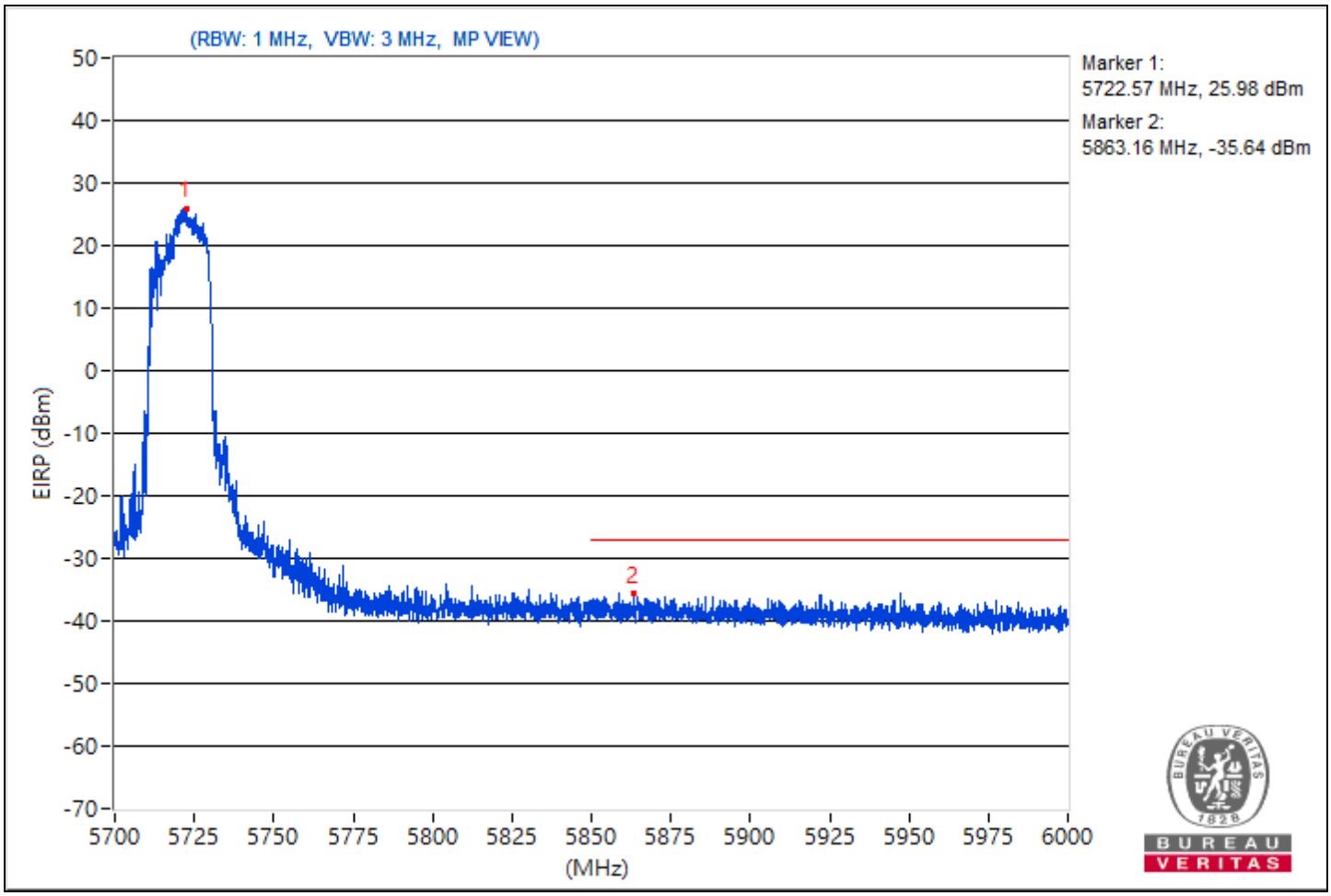

RF Mode	802.11be (EHT20) 106+26-tone MRU	Channel	CH 149：5745 MHz
Frequency Range	5.55 GHz ~ 6.025 GHz	Environmental Conditions	20°C, 60% RH
Tested By	Henry Hsu		

Conducted Band Edge							
No.	Frequency (MHz)	Emission Level (dBuV/m)	Limit (dBuV/m)	Margin (dB)	Raw Value Chain 0 (dBm)	Correction Factor (dB)	EIRP Level (dBm)
1	*5741.9	127.55			23.92	8.37	32.29
2	#5551.78	61.04	68.26	-7.22	-42.59	8.37	-34.22
3	#5650.11	62.05	68.34	-6.29	-41.58	8.37	-33.21
4	#5718.98	88.96	110.57	-21.61	-14.67	8.37	-6.3
5	#5720.05	88.21	110.97	-22.76	-15.42	8.37	-7.05
6	#5854.83	60.83	111.24	-50.41	-42.8	8.37	-34.43
7	#5873.24	59.96	105.75	-45.79	-43.67	8.37	-35.3
8	#5924.77	58.26	68.43	-10.17	-45.37	8.37	-37
9	#5993.41	59.72	68.26	-8.54	-43.91	8.37	-35.54

Notes:

1. Margin value = Emission Level - Limit value
2. " * ": Fundamental frequency, the limit was restricted at the RF Output Power.
3. " # ": The radiated frequency is out of the restricted band.

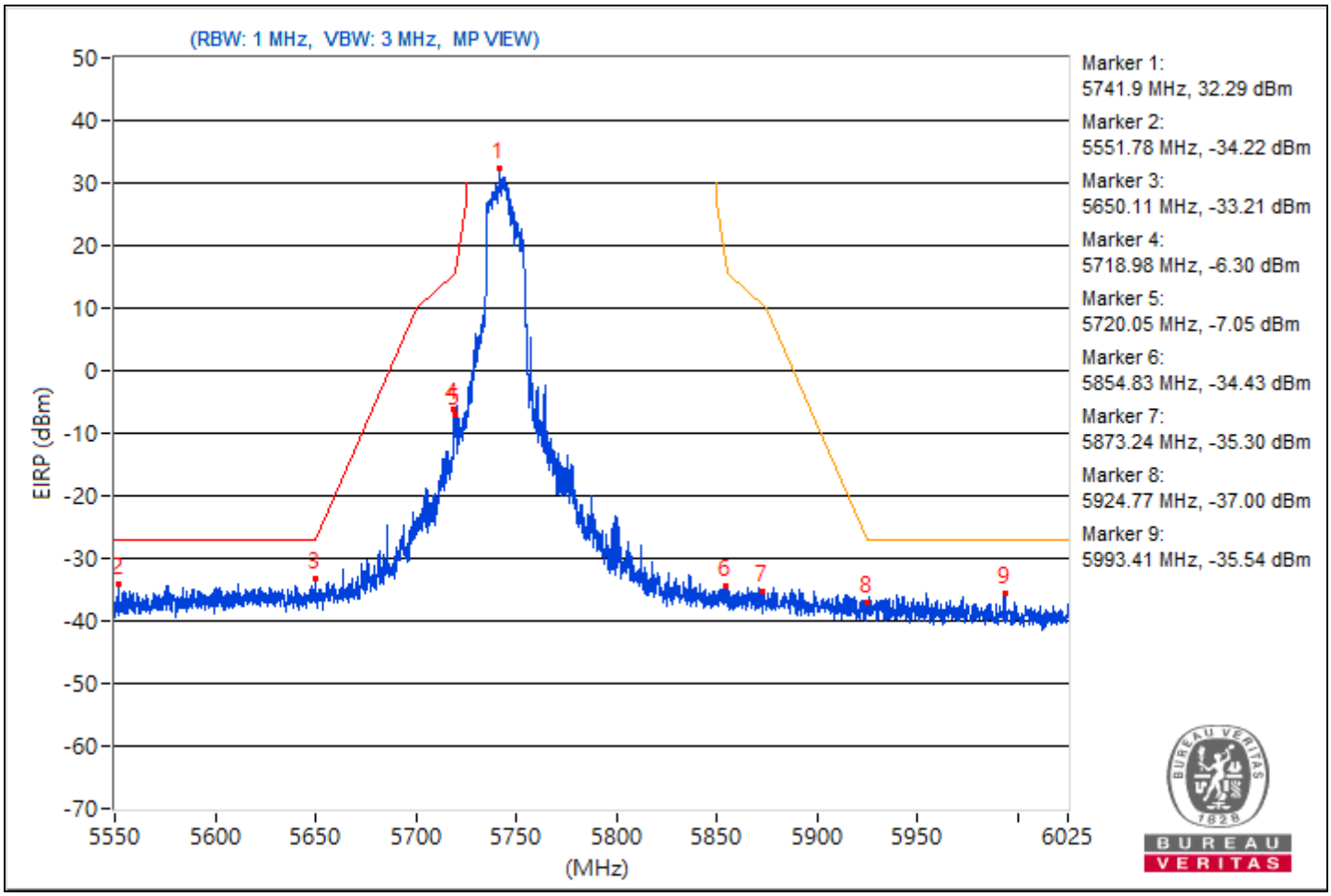

RF Mode	802.11be (EHT20) 106+26-tone MRU	Channel	CH 165：5825 MHz
Frequency Range	5.55 GHz ~ 6.025 GHz	Environmental Conditions	20°C, 60% RH
Tested By	Henry Hsu		

Conducted Band Edge							
No.	Frequency (MHz)	Emission Level (dBuV/m)	Limit (dBuV/m)	Margin (dB)	Raw Value Chain 0 (dBm)	Correction Factor (dB)	EIRP Level (dBm)
1	*5827.16	126.3			22.67	8.37	31.04
2	#5641.91	60.5	68.26	-7.76	-43.13	8.37	-34.76
3	#5650.46	59.25	68.6	-9.35	-44.38	8.37	-36.01
4	#5703.19	61.22	106.15	-44.93	-42.41	8.37	-34.04
5	#5720.52	59.63	112.06	-52.43	-44	8.37	-35.63
6	#5854.24	79.4	112.6	-33.2	-24.23	8.37	-15.86
7	#5856.49	81.47	110.44	-28.97	-22.16	8.37	-13.79
8	#5924.77	59.35	68.43	-9.08	-44.28	8.37	-35.91
9	#5937.12	61.48	68.26	-6.78	-42.15	8.37	-33.78

Notes:

1. Margin value = Emission Level - Limit value
2. " * ": Fundamental frequency, the limit was restricted at the RF Output Power.
3. " # ": The radiated frequency is out of the restricted band.

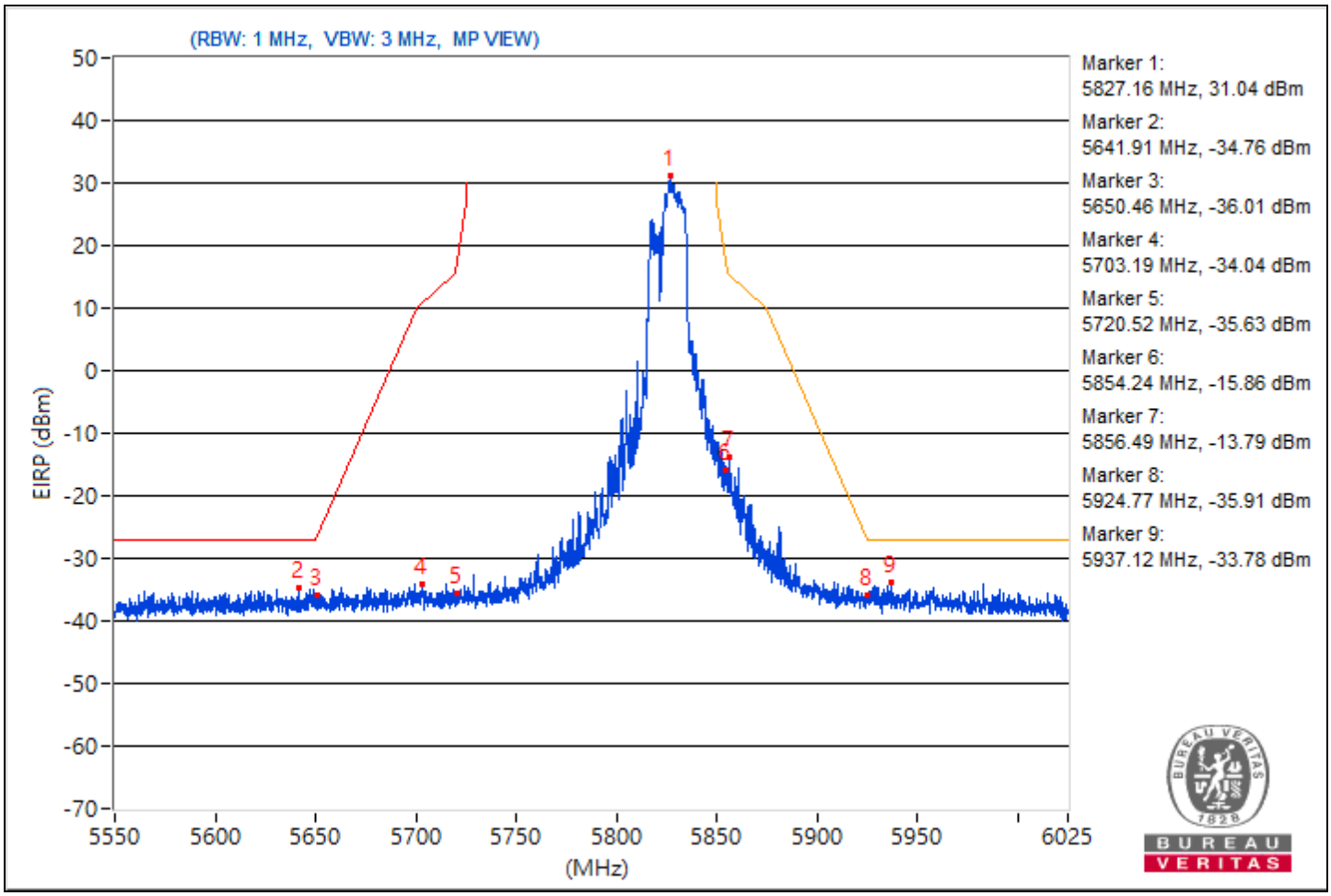

RF Mode	802.11be (EHT80) 484+242-tone MRU	Channel	CH 42：5210 MHz
Frequency Range	5.05 GHz ~ 5.25 GHz	Environmental Conditions	24°C, 64% RH
Tested By	Katina Lu		

Conducted Band Edge							
No.	Frequency (MHz)	Emission Level (dBuV/m)	Limit (dBuV/m)	Margin (dB)	Raw Value Chain 0 (dBm)	Correction Factor (dB)	EIRP Level (dBm)
1	*5208.02	112.33 PK			8.7	8.37	17.07
2	*5208.02	105.12 AV			1.49	8.37	9.86
3	5140.3	58.72 PK	74	-15.28	-44.91	8.37	-36.54
4	5140.3	53.11 AV	54	-0.89	-50.52	8.37	-42.15

Notes:

1. Margin value = Emission Level - Limit value
2. " * ": Fundamental frequency, the limit was restricted at the RF Output Power.

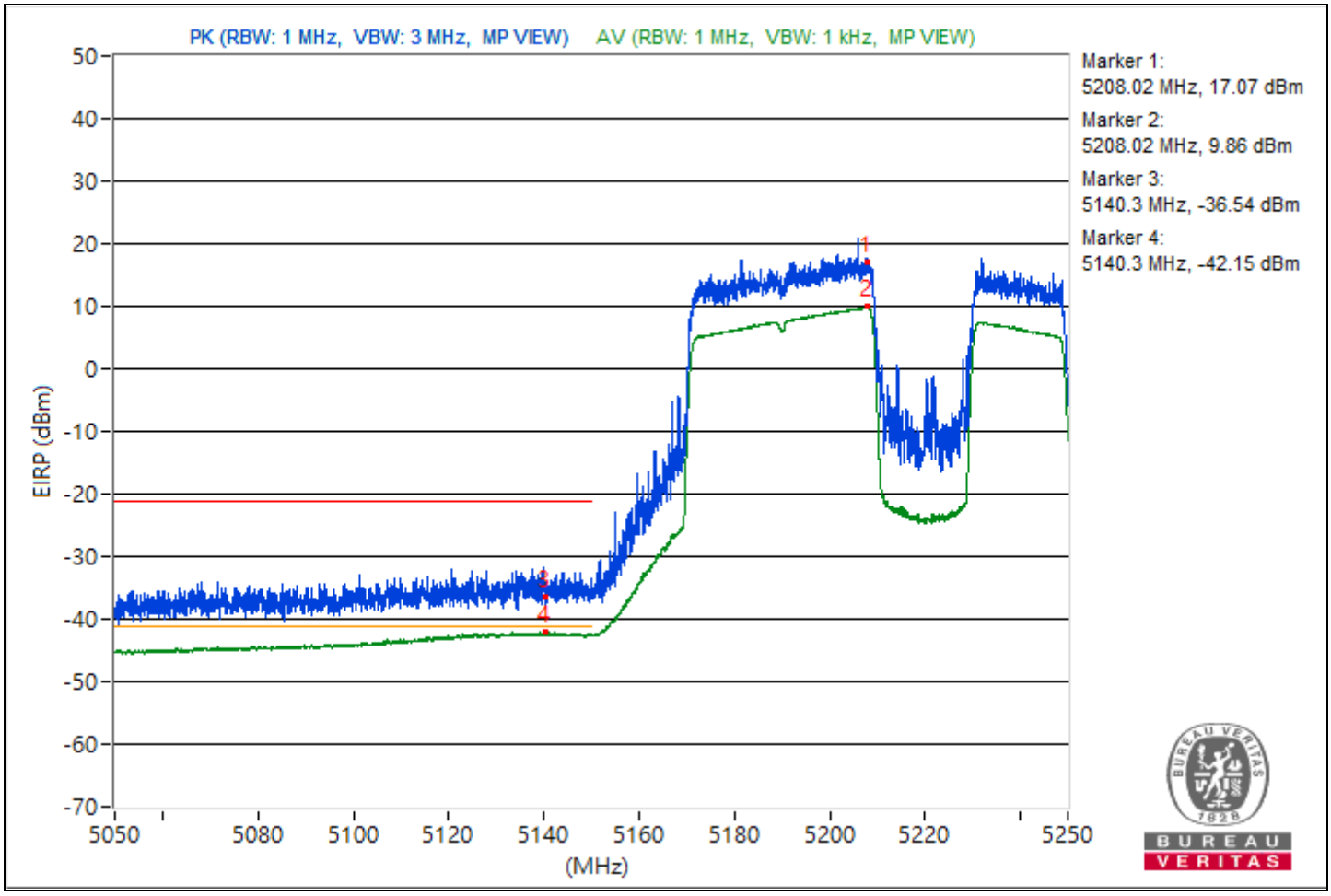

RF Mode	802.11be (EHT80) 484+242-tone MRU	Channel	CH 58：5290 MHz
Frequency Range	5.25 GHz ~ 5.45 GHz	Environmental Conditions	24°C, 64% RH
Tested By	Katina Lu		

Conducted Band Edge							
No.	Frequency (MHz)	Emission Level (dBuV/m)	Limit (dBuV/m)	Margin (dB)	Raw Value Chain 0 (dBm)	Correction Factor (dB)	EIRP Level (dBm)
1	*5292.15	110.56 PK			6.93	8.37	15.3
2	*5292.15	104.16 AV			0.53	8.37	8.9
3	5355.32	58.49 PK	74	-15.51	-45.14	8.37	-36.77
4	5355.32	53.35 AV	54	-0.65	-50.28	8.37	-41.91

Notes:

1. Margin value = Emission Level - Limit value
2. " * ": Fundamental frequency, the limit was restricted at the RF Output Power.

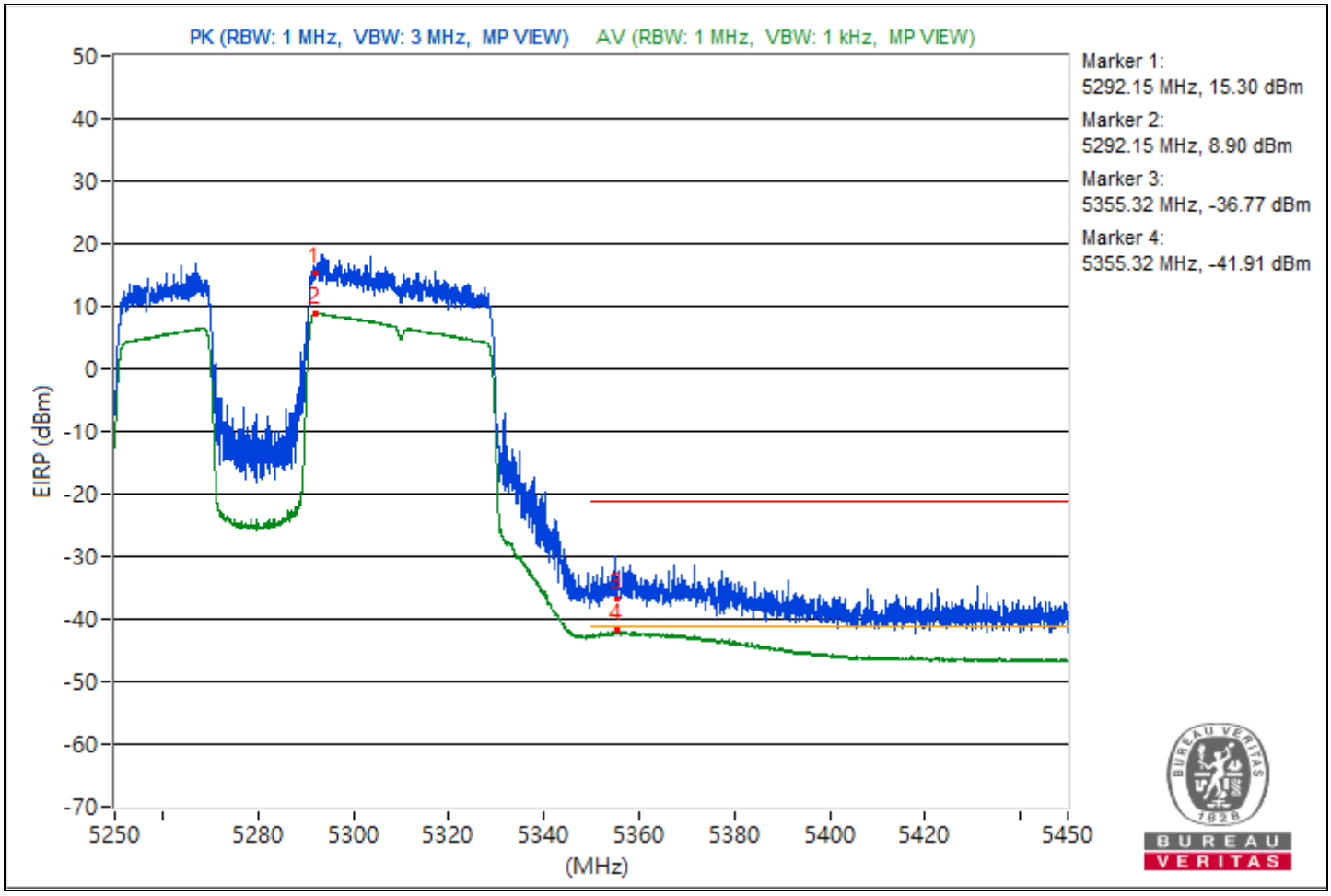

RF Mode	802.11be (EHT80) 484+242-tone MRU	Channel	CH 106：5530 MHz
Frequency Range	5.35 GHz ~ 5.6 GHz	Environmental Conditions	24°C, 64% RH
Tested By	Katina Lu		

Conducted Band Edge							
No.	Frequency (MHz)	Emission Level (dBuV/m)	Limit (dBuV/m)	Margin (dB)	Raw Value Chain 0 (dBm)	Correction Factor (dB)	EIRP Level (dBm)
1	*5526.75	116.12 PK			12.49	8.37	20.86
2	5446.47	62.97 PK	74	-11.03	-40.66	8.37	-32.29
3	#5465.09	62.68 PK	68.26	-5.58	-40.95	8.37	-32.58
4	*5527.28	106.51 AV			2.88	8.37	11.25
5	5457.66	53.39 AV	54	-0.61	-50.24	8.37	-41.87

Notes:
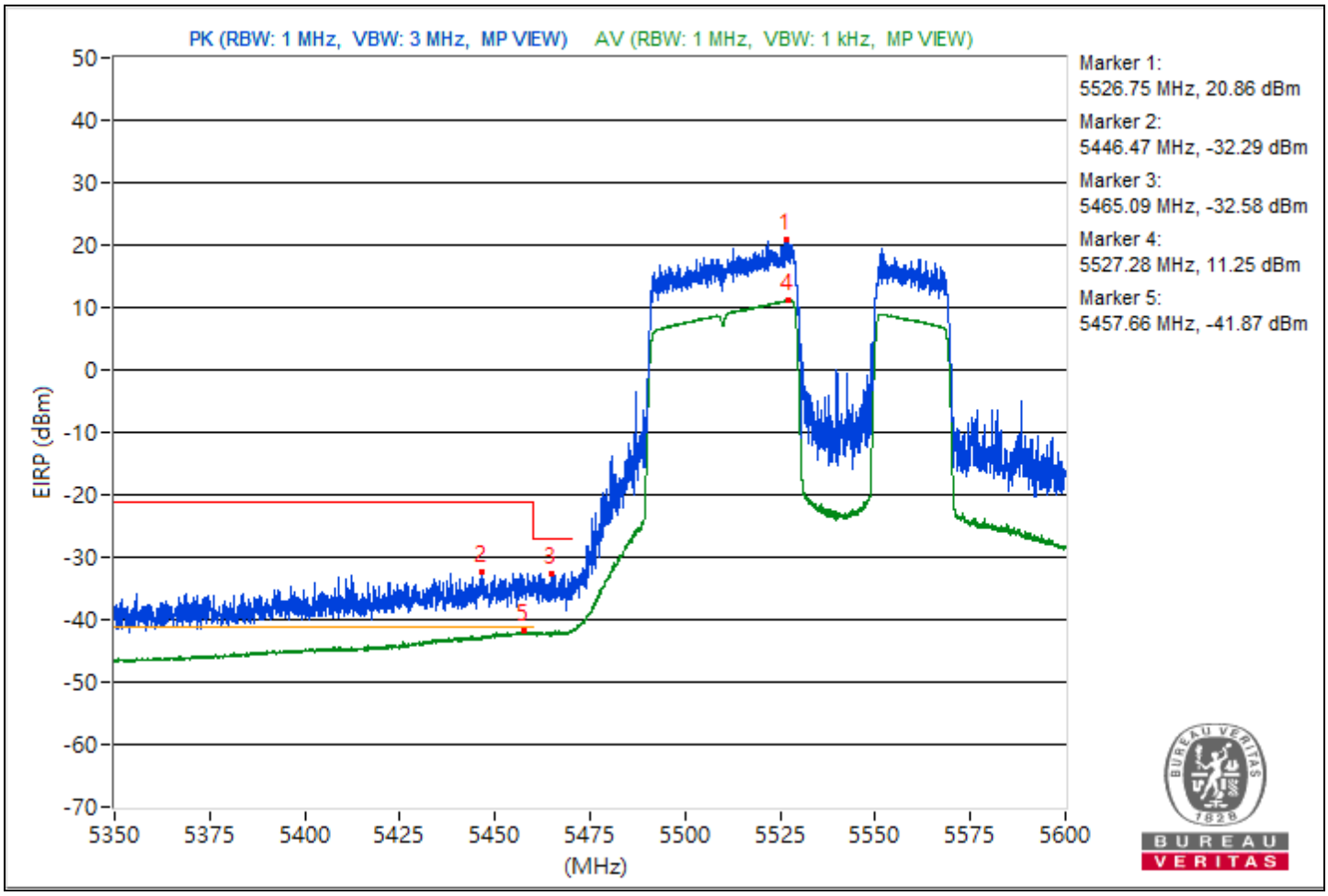
1. Margin value = Emission Level - Limit value
2. " * ": Fundamental frequency, the limit was restricted at the RF Output Power.
3. " # ": The radiated frequency is out of the restricted band.