802.11ac VHT20_Nss1,(MCS0)_2TX

5785MHz_TX

11/02/2020

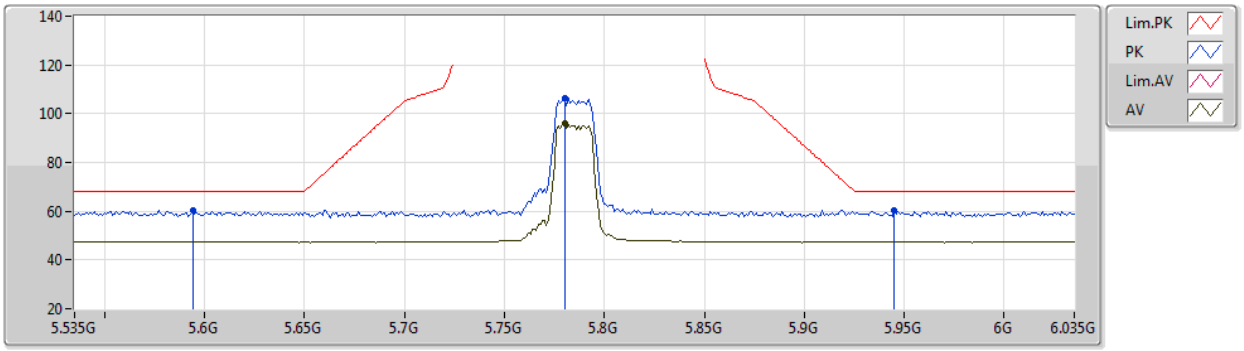

EUT X_2TX
Setting 53
02-D-C-4-10

Type	Freq	Level	Limit	Margin	Raw	Dist	Condition	Azimuth	Height	Comment	AF	CL	PA
	(Hz)	(dBuV/m)	(dBuV/m)	(dB)	(dBuV)	(m)		(°)	(m)		(dB)	(dB)	(dB)
PK	5.594G	60.31	68.20	-7.89	50.56	3	Horizontal	134	1.10	-	33.99	6.29	30.53
PK	5.78G	106.25	Inf	-Inf	96.64	3	Horizontal	134	1.10	-	33.80	6.39	30.58
AV	5.78G	95.85	Inf	-Inf	86.24	3	Horizontal	134	1.10	-	33.80	6.39	30.58
PK	5.945G	60.42	68.20	-7.78	50.62	3	Horizontal	134	1.10	-	34.09	6.33	30.62

802.11ac VHT20_Nss1,(MCS0)_2TX

5785MHz_TX

11/02/2020

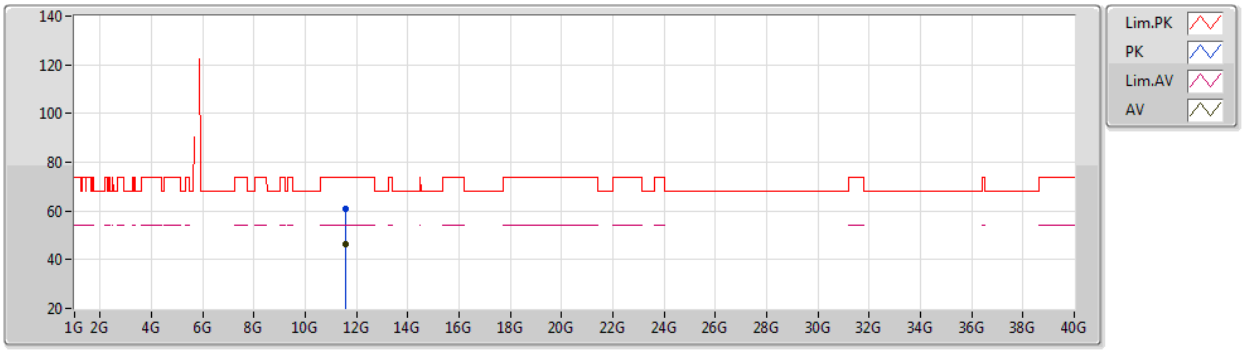

EUT X_2TX
Setting 53
02-D-C-4

Type	Freq	Level	Limit	Margin	Raw	Dist	Condition	Azimuth	Height	Comment	AF	CL	PA
	(Hz)	(dBuV/m)	(dBuV/m)	(dB)	(dBuV)	(m)		(°)	(m)		(dB)	(dB)	(dB)
PK	11.56676G	60.61	74.00	-13.39	44.52	3	Vertical	317	1.80	-	38.85	8.87	31.63
AV	11.56936G	46.62	54.00	-7.38	30.51	3	Vertical	317	1.80	-	38.86	8.88	31.63

802.11ac VHT20_Nss1,(MCS0)_2TX

5785MHz_TX

11/02/2020

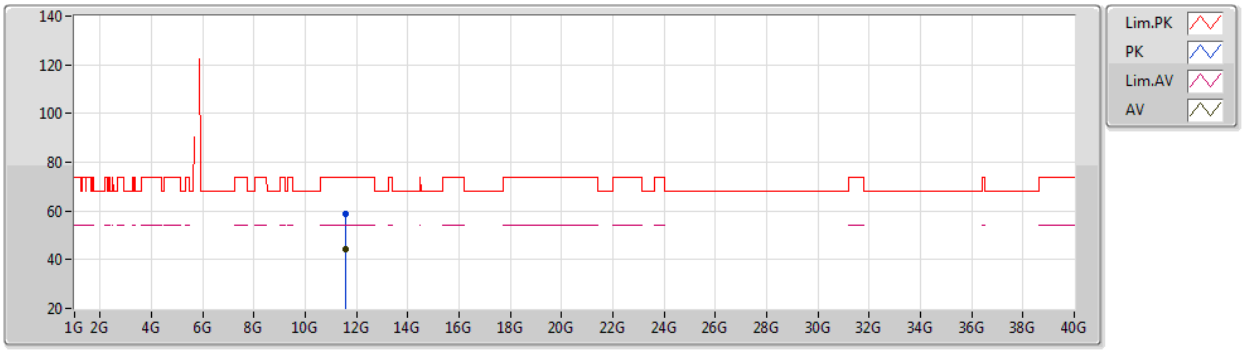

EUT X_2TX
Setting 53
02-D-C-4

Type	Freq	Level	Limit	Margin	Raw	Dist	Condition	Azimuth	Height	Comment	AF	CL	PA
	(Hz)	(dBuV/m)	(dBuV/m)	(dB)	(dBuV)	(m)		(°)	(m)		(dB)	(dB)	(dB)
PK	11.56952G	58.58	74.00	-15.42	42.47	3	Horizontal	302	2.78	-	38.86	8.88	31.63
AV	11.56956G	44.15	54.00	-9.85	28.04	3	Horizontal	302	2.78	-	38.86	8.88	31.63

802.11ac VHT20_Nss1,(MCS0)_2TX

5825MHz_TX

11/02/2020

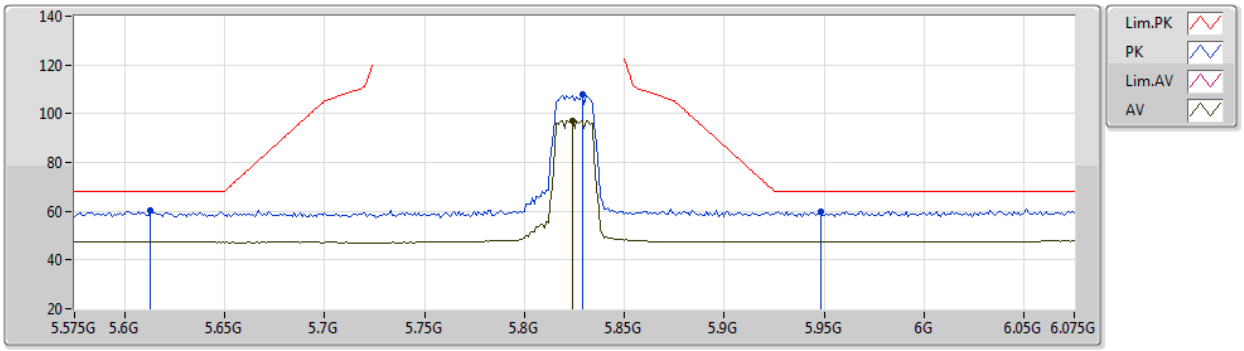

EUT X_2TX
Setting 52
02-D-C-4-10

Type	Freq	Level	Limit	Margin	Raw	Dist	Condition	Azimuth	Height	Comment	AF	CL	PA
	(Hz)	(dBuV/m)	(dBuV/m)	(dB)	(dBuV)	(m)		(°)	(m)		(dB)	(dB)	(dB)
PK	5.613G	60.21	68.20	-7.99	50.46	3	Vertical	20	2.94	-	33.97	6.31	30.53
PK	5.829G	107.74	Inf	-Inf	98.08	3	Vertical	20	2.94	-	33.86	6.39	30.59
AV	5.824G	97.05	Inf	-Inf	87.40	3	Vertical	20	2.94	-	33.85	6.39	30.59
PK	5.948G	60.02	68.20	-8.18	50.21	3	Vertical	20	2.94	-	34.10	6.33	30.62

802.11ac VHT20_Nss1,(MCS0)_2TX

5825MHz_TX

11/02/2020

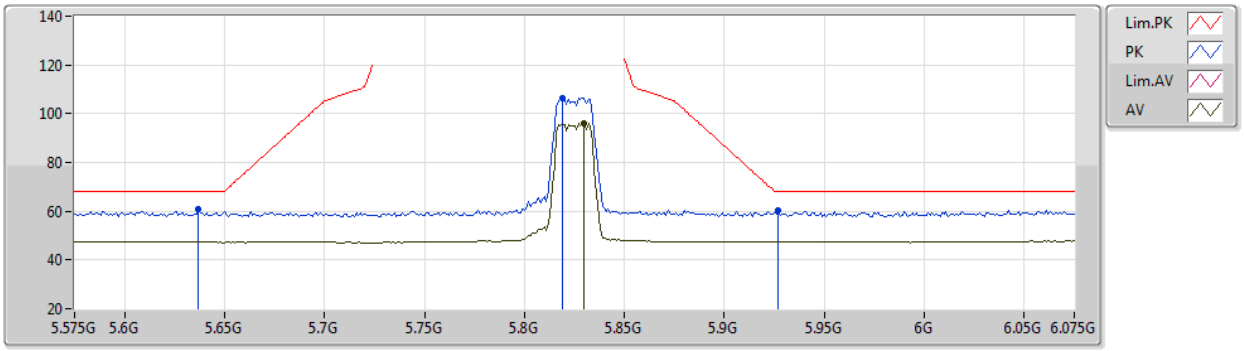

EUT X_2TX
Setting 52
02-D-C-4-10

Type	Freq	Level	Limit	Margin	Raw	Dist	Condition	Azimuth	Height	Comment	AF	CL	PA
	(Hz)	(dBuV/m)	(dBuV/m)	(dB)	(dBuV)	(m)		(°)	(m)		(dB)	(dB)	(dB)
PK	5.637G	60.92	68.20	-7.28	51.21	3	Horizontal	136	1.07	-	33.93	6.32	30.54
PK	5.819G	106.55	Inf	-Inf	96.91	3	Horizontal	136	1.07	-	33.84	6.39	30.59
AV	5.83G	95.89	Inf	-Inf	86.23	3	Horizontal	136	1.07	-	33.86	6.39	30.59
PK	5.927G	60.20	68.20	-8.00	50.43	3	Horizontal	136	1.07	-	34.05	6.34	30.62

802.11ac VHT20_Nss1,(MCS0)_2TX

5825MHz_TX

11/02/2020

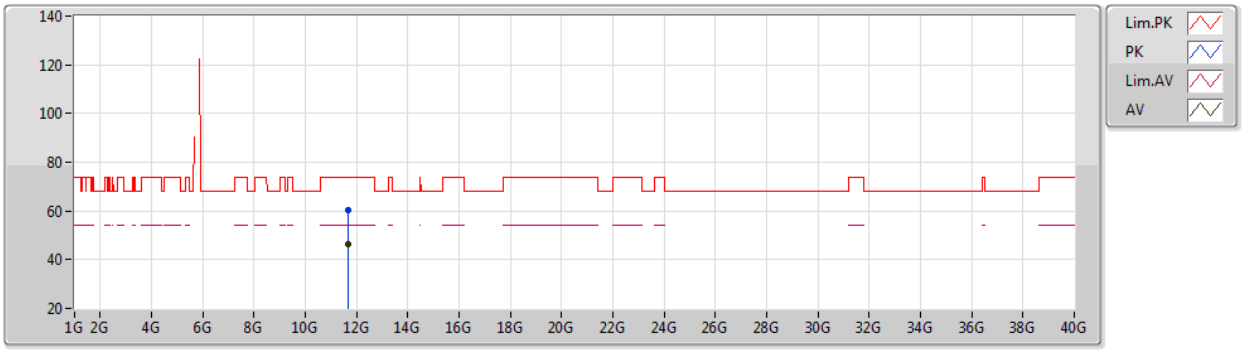

EUT X_2TX
Setting 52
02-D-C-4

Type	Freq	Level	Limit	Margin	Raw	Dist	Condition	Azimuth	Height	Comment	AF	CL	PA
	(Hz)	(dBuV/m)	(dBuV/m)	(dB)	(dBuV)	(m)		(°)	(m)		(dB)	(dB)	(dB)
PK	11.64968G	60.31	74.00	-13.69	44.14	3	Vertical	319	1.77	-	38.92	8.90	31.65
AV	11.64948G	46.14	54.00	-7.86	29.97	3	Vertical	319	1.77	-	38.92	8.90	31.65

802.11ac VHT20_Nss1,(MCS0)_2TX

5825MHz_TX

11/02/2020

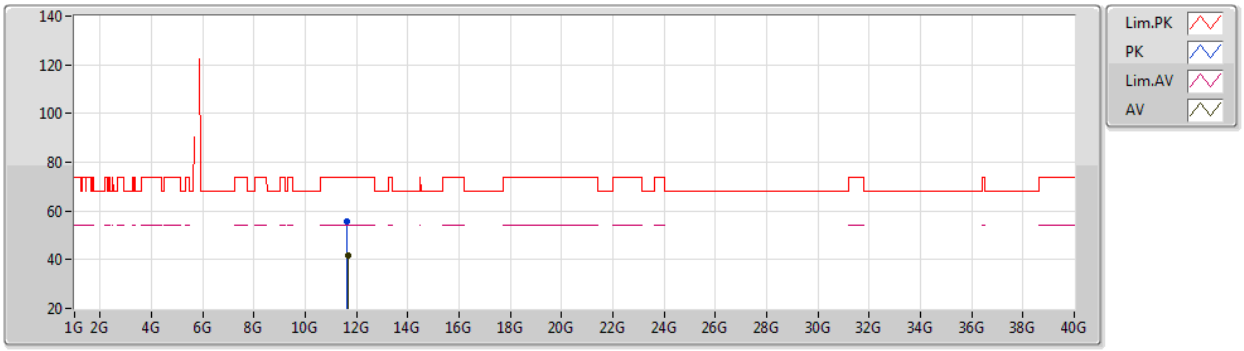

EUT X_2TX
Setting 52
02-D-C-4

Type	Freq	Level	Limit	Margin	Raw	Dist	Condition	Azimuth	Height	Comment	AF	CL	PA
	(Hz)	(dBuV/m)	(dBuV/m)	(dB)	(dBuV)	(m)		(°)	(m)		(dB)	(dB)	(dB)
PK	11.64712G	55.66	74.00	-18.34	39.49	3	Horizontal	90	1.62	-	38.92	8.90	31.65
AV	11.6498G	41.65	54.00	-12.35	25.48	3	Horizontal	90	1.62	-	38.92	8.90	31.65

802.11ac VHT40_Nss1,(MCS0)_2TX

5190MHz_TX

11/02/2020

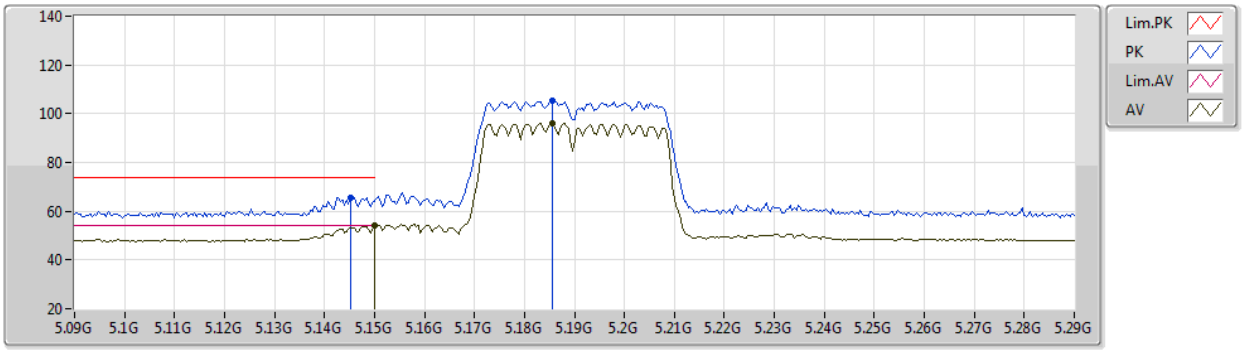

EUT X_2TX
Setting 45
02-D-L-3-10

Type	Freq	Level	Limit	Margin	Raw	Dist	Condition	Azimuth	Height	Comment	AF	CL	PA
	(Hz)	(dBuV/m)	(dBuV/m)	(dB)	(dBuV)	(m)		(°)	(m)		(dB)	(dB)	(dB)
PK	5.1452G	65.66	74.00	-8.34	56.52	3	Vertical	324	1.86	-	33.55	5.97	30.38
AV	5.15G	53.98	54.00	-0.02	44.84	3	Vertical	324	1.86	-	33.55	5.97	30.38
PK	5.1856G	105.36	Inf	-Inf	96.18	3	Vertical	324	1.86	-	33.59	5.99	30.40
AV	5.1856G	96.04	Inf	-Inf	86.86	3	Vertical	324	1.86	-	33.59	5.99	30.40

802.11ac VHT40_Nss1,(MCS0)_2TX

5190MHz_TX

11/02/2020

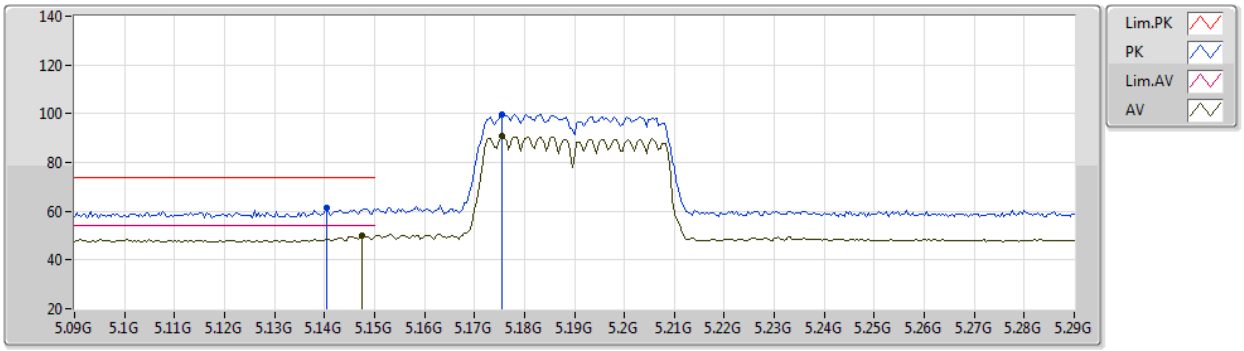

EUT X_2TX
Setting 45
02-D-L-3-10

Type	Freq	Level	Limit	Margin	Raw	Dist	Condition	Azimuth	Height	Comment	AF	CL	PA
	(Hz)	(dBuV/m)	(dBuV/m)	(dB)	(dBuV)	(m)		(°)	(m)		(dB)	(dB)	(dB)
PK	5.1404G	61.20	74.00	-12.80	52.07	3	Horizontal	316	1.80	-	33.54	5.97	30.38
AV	5.1476G	49.85	54.00	-4.15	40.71	3	Horizontal	316	1.80	-	33.55	5.97	30.38
PK	5.1756G	99.75	Inf	-Inf	90.57	3	Horizontal	316	1.80	-	33.58	5.99	30.39
AV	5.1756G	90.68	Inf	-Inf	81.50	3	Horizontal	316	1.80	-	33.58	5.99	30.39

802.11ac VHT40_Nss1,(MCS0)_2TX

5190MHz_TX

11/02/2020

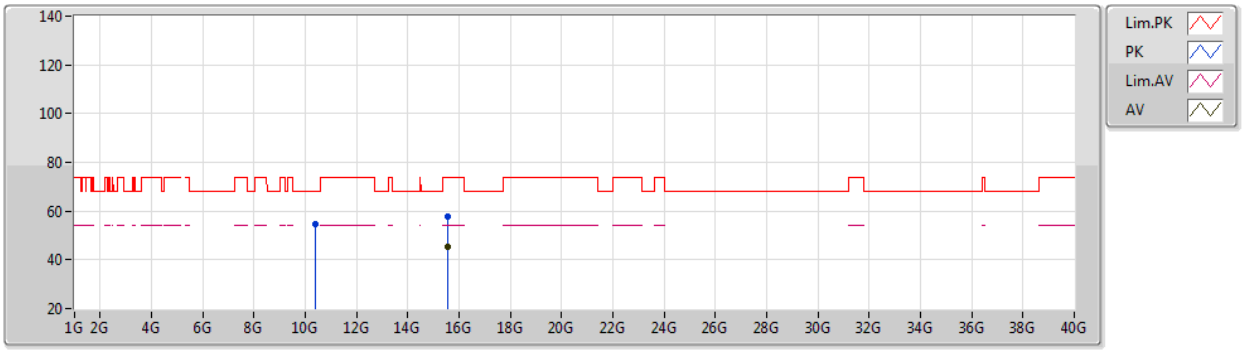

EUT X_2TX
Setting 45
02-D-L-3

Type	Freq	Level	Limit	Margin	Raw	Dist	Condition	Azimuth	Height	Comment	AF	CL	PA
	(Hz)	(dBuV/m)	(dBuV/m)	(dB)	(dBuV)	(m)		(°)	(m)		(dB)	(dB)	(dB)
PK	10.37588G	54.76	68.20	-13.44	38.89	3	Vertical	263	2.70	-	38.84	8.52	31.49
PK	15.56824G	57.56	74.00	-16.44	41.64	3	Vertical	325	2.15	-	38.65	9.26	31.99
AV	15.57228G	45.33	54.00	-8.67	29.42	3	Vertical	325	2.15	-	38.64	9.26	31.99

802.11ac VHT40_Nss1,(MCS0)_2TX

5190MHz_TX

11/02/2020

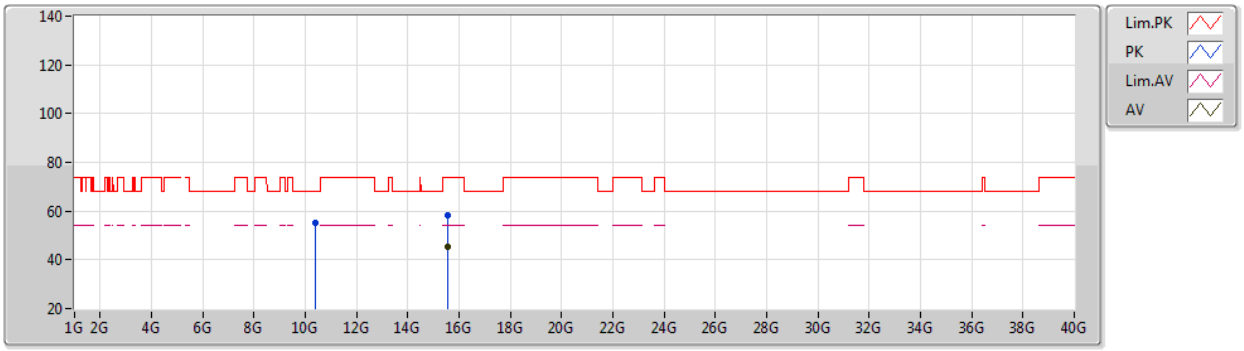

EUT X_2TX
Setting 45
02-D-L-3

Type	Freq	Level	Limit	Margin	Raw	Dist	Condition	Azimuth	Height	Comment	AF	CL	PA
	(Hz)	(dBuV/m)	(dBuV/m)	(dB)	(dBuV)	(m)		(°)	(m)		(dB)	(dB)	(dB)
PK	10.38232G	55.17	68.20	-13.03	39.31	3	Horizontal	185	1.61	-	38.83	8.52	31.49
PK	15.57096G	58.51	74.00	-15.49	42.60	3	Horizontal	230	1.78	-	38.64	9.26	31.99
AV	15.562G	45.30	54.00	-8.70	29.35	3	Horizontal	230	1.78	-	38.67	9.26	31.98

802.11ac VHT40_Nss1,(MCS0)_2TX

5230MHz_TX

11/02/2020

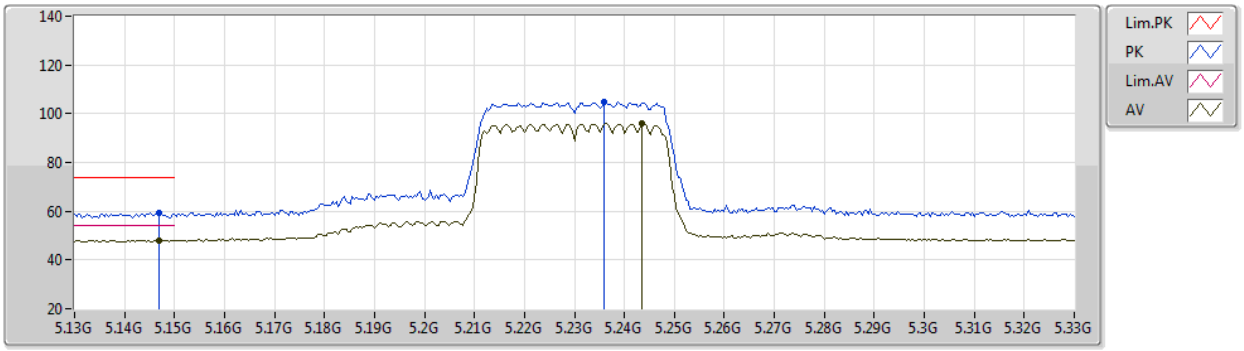

EUT X_2TX
Setting 50
02-D-C-4-10

Type	Freq	Level	Limit	Margin	Raw	Dist	Condition	Azimuth	Height	Comment	AF	CL	PA
	(Hz)	(dBuV/m)	(dBuV/m)	(dB)	(dBuV)	(m)		(°)	(m)		(dB)	(dB)	(dB)
PK	5.1468G	59.37	74.00	-14.63	50.23	3	Vertical	18	1.49	-	33.55	5.97	30.38
AV	5.1468G	48.14	54.00	-5.86	39.00	3	Vertical	18	1.49	-	33.55	5.97	30.38
PK	5.236G	104.69	Inf	-Inf	95.41	3	Vertical	18	1.49	-	33.67	6.02	30.41
AV	5.2436G	95.98	Inf	-Inf	86.69	3	Vertical	18	1.49	-	33.69	6.02	30.42

802.11ac VHT40_Nss1,(MCS0)_2TX

5230MHz_TX

11/02/2020

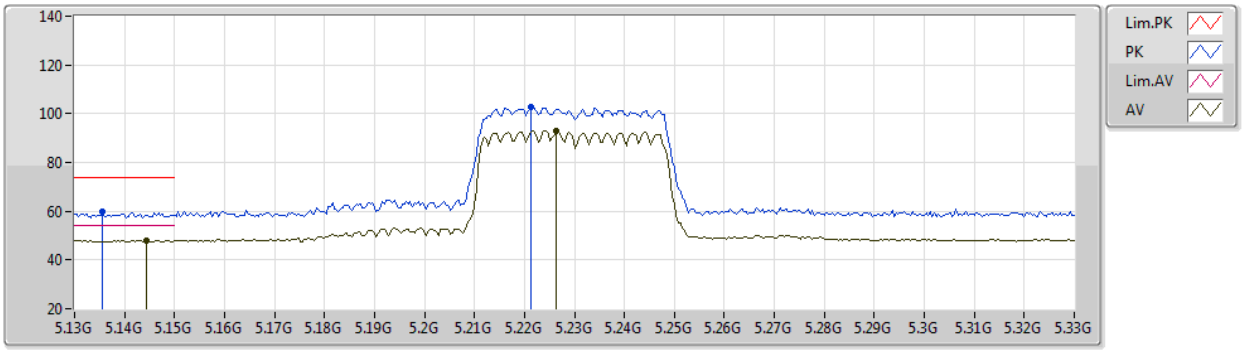

EUT X_2TX
Setting 50
02-D-C-4-10

Type	Freq	Level	Limit	Margin	Raw	Dist	Condition	Azimuth	Height	Comment	AF	CL	PA
	(Hz)	(dBuV/m)	(dBuV/m)	(dB)	(dBuV)	(m)		(°)	(m)		(dB)	(dB)	(dB)
PK	5.1356G	59.88	74.00	-14.12	50.75	3	Horizontal	97	2.45	-	33.54	5.97	30.38
AV	5.1444G	48.11	54.00	-5.89	38.98	3	Horizontal	97	2.45	-	33.54	5.97	30.38
PK	5.2212G	102.76	Inf	-Inf	93.52	3	Horizontal	97	2.45	-	33.64	6.01	30.41
AV	5.2264G	92.87	Inf	-Inf	83.62	3	Horizontal	97	2.45	-	33.65	6.01	30.41

802.11ac VHT40_Nss1,(MCS0)_2TX

5230MHz_TX

11/02/2020

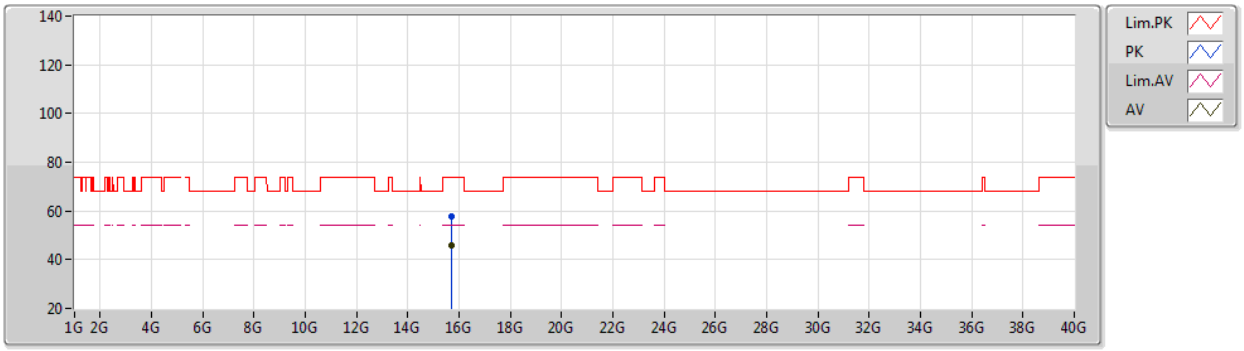

EUT X_2TX
Setting 50
02-D-C-4

Type	Freq	Level	Limit	Margin	Raw	Dist	Condition	Azimuth	Height	Comment	AF	CL	PA
	(Hz)	(dBuV/m)	(dBuV/m)	(dB)	(dBuV)	(m)		(°)	(m)		(dB)	(dB)	(dB)
PK	15.69944G	57.67	74.00	-16.33	42.11	3	Vertical	296	1.09	-	38.27	9.30	32.01
AV	15.6986G	45.70	54.00	-8.30	30.14	3	Vertical	296	1.09	-	38.27	9.30	32.01

802.11ac VHT40_Nss1,(MCS0)_2TX

5230MHz_TX

11/02/2020

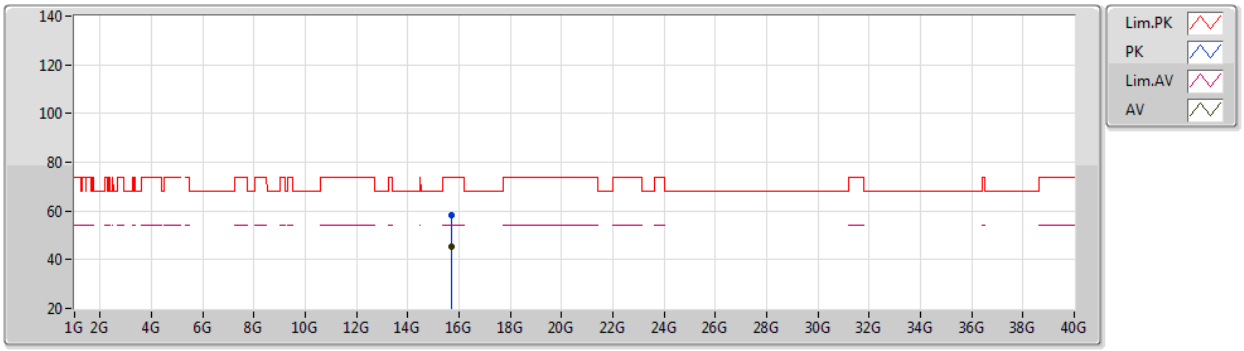

EUT X_2TX
Setting 50
02-D-C-4

Type	Freq	Level	Limit	Margin	Raw	Dist	Condition	Azimuth	Height	Comment	AF	CL	PA
	(Hz)	(dBuV/m)	(dBuV/m)	(dB)	(dBuV)	(m)		(°)	(m)		(dB)	(dB)	(dB)
PK	15.69964G	58.22	74.00	-15.78	42.66	3	Horizontal	267	2.30	-	38.27	9.30	32.01
AV	15.69688G	45.48	54.00	-8.52	29.91	3	Horizontal	267	2.30	-	38.28	9.30	32.01

802.11ac VHT40_Nss1,(MCS0)_2TX

5270MHz_TX

11/02/2020

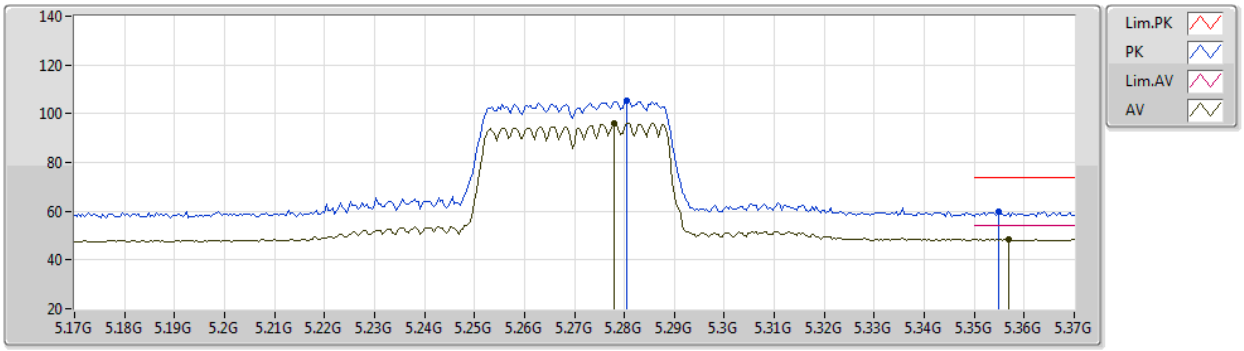

EUT X_2TX
Setting 50
02-D-C-4-10

Type	Freq	Level	Limit	Margin	Raw	Dist	Condition	Azimuth	Height	Comment	AF	CL	PA
	(Hz)	(dBuV/m)	(dBuV/m)	(dB)	(dBuV)	(m)		(°)	(m)		(dB)	(dB)	(dB)
PK	5.2804G	105.09	Inf	-Inf	95.72	3	Vertical	134	2.42	-	33.76	6.04	30.43
AV	5.278G	95.92	Inf	-Inf	86.55	3	Vertical	134	2.42	-	33.76	6.04	30.43
PK	5.3548G	59.65	74.00	-14.35	50.18	3	Vertical	134	2.42	-	33.85	6.08	30.46
AV	5.3568G	48.54	54.00	-5.46	39.06	3	Vertical	134	2.42	-	33.86	6.08	30.46

802.11ac VHT40_Nss1,(MCS0)_2TX

5270MHz_TX

11/02/2020

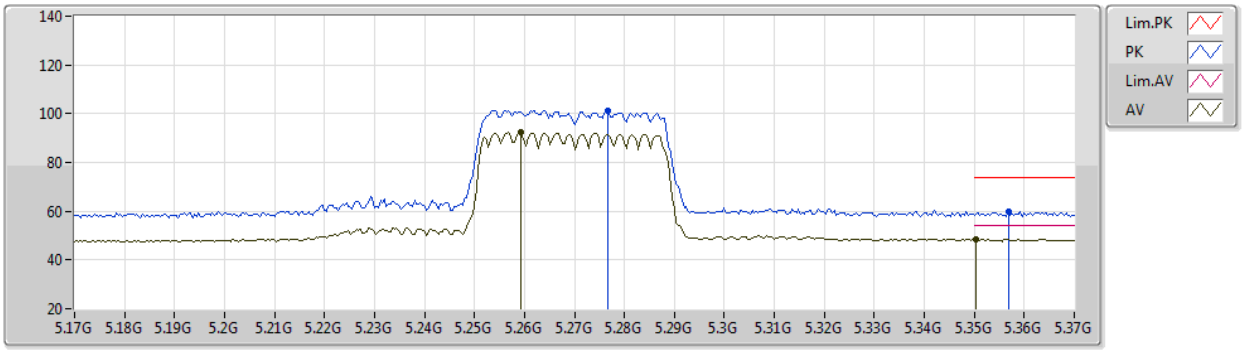

EUT X_2TX
Setting 50
02-D-C-4-10

Type	Freq	Level	Limit	Margin	Raw	Dist	Condition	Azimuth	Height	Comment	AF	CL	PA
	(Hz)	(dBuV/m)	(dBuV/m)	(dB)	(dBuV)	(m)		(°)	(m)		(dB)	(dB)	(dB)
PK	5.2768G	101.45	Inf	-Inf	92.09	3	Horizontal	97	2.46	-	33.75	6.04	30.43
AV	5.2592G	92.48	Inf	-Inf	83.15	3	Horizontal	97	2.46	-	33.72	6.03	30.42
PK	5.3568G	59.82	74.00	-14.18	50.34	3	Horizontal	97	2.46	-	33.86	6.08	30.46
AV	5.3504G	48.40	54.00	-5.60	38.93	3	Horizontal	97	2.46	-	33.85	6.08	30.46

802.11ac VHT40_Nss1,(MCS0)_2TX

5270MHz_TX

11/02/2020

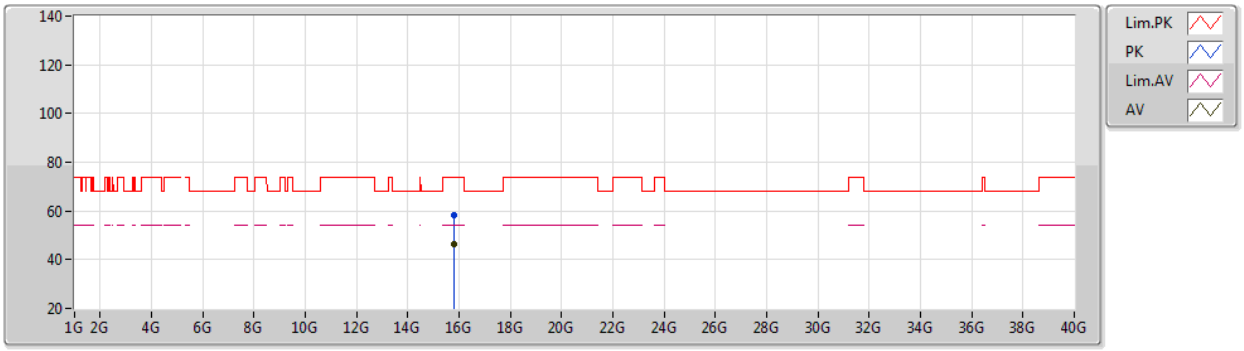

EUT X_2TX
Setting 50
02-D-C-4

Type	Freq	Level	Limit	Margin	Raw	Dist	Condition	Azimuth	Height	Comment	AF	CL	PA
	(Hz)	(dBuV/m)	(dBuV/m)	(dB)	(dBuV)	(m)		(°)	(m)		(dB)	(dB)	(dB)
PK	15.80588G	58.37	74.00	-15.63	43.11	3	Vertical	360	1.12	-	37.96	9.34	32.04
AV	15.80724G	46.18	54.00	-7.82	30.92	3	Vertical	360	1.12	-	37.96	9.34	32.04

802.11ac VHT40_Nss1,(MCS0)_2TX

5270MHz_TX

11/02/2020

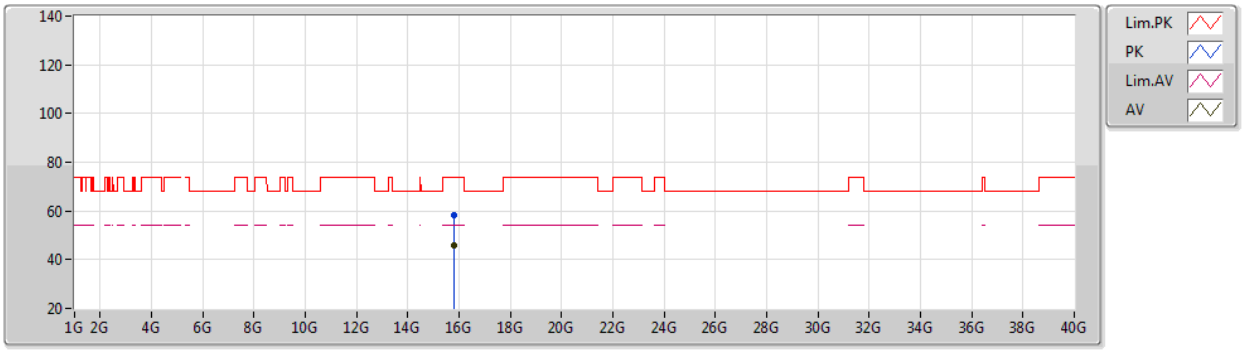

EUT X_2TX
Setting 50
02-D-C-4

Type	Freq	Level	Limit	Margin	Raw	Dist	Condition	Azimuth	Height	Comment	AF	CL	PA
	(Hz)	(dBuV/m)	(dBuV/m)	(dB)	(dBuV)	(m)		(°)	(m)		(dB)	(dB)	(dB)
PK	15.80068G	58.24	74.00	-15.76	42.97	3	Horizontal	120	1.14	-	37.98	9.33	32.04
AV	15.8134G	46.00	54.00	-8.00	30.76	3	Horizontal	120	1.14	-	37.94	9.34	32.04

802.11ac VHT40_Nss1,(MCS0)_2TX

5310MHz_TX

11/02/2020

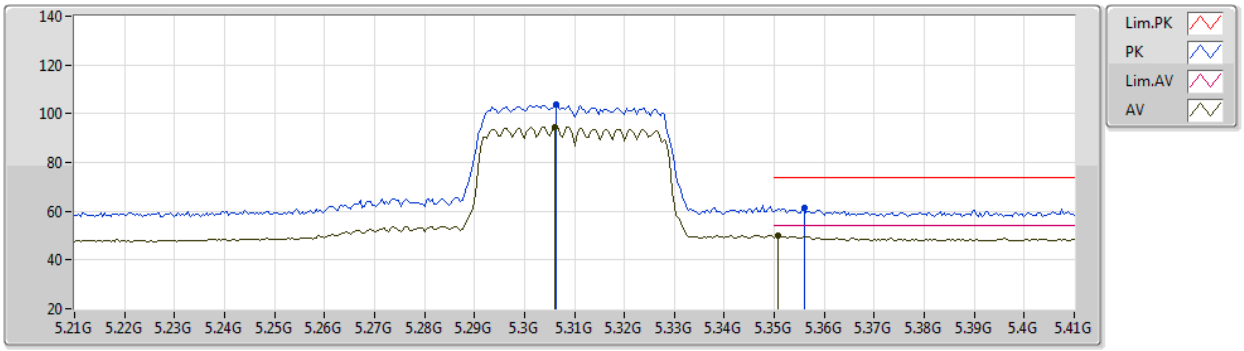

EUT X_2TX
Setting 50
02-D-C-4-10

Type	Freq	Level	Limit	Margin	Raw	Dist	Condition	Azimuth	Height	Comment	AF	CL	PA
	(Hz)	(dBuV/m)	(dBuV/m)	(dB)	(dBuV)	(m)		(°)	(m)		(dB)	(dB)	(dB)
PK	5.3064G	103.70	Inf	-Inf	94.28	3	Vertical	19	2.19	-	33.81	6.05	30.44
AV	5.306G	94.52	Inf	-Inf	85.10	3	Vertical	19	2.19	-	33.81	6.05	30.44
PK	5.356G	61.36	74.00	-12.64	51.88	3	Vertical	19	2.19	-	33.86	6.08	30.46
AV	5.3508G	49.80	54.00	-4.20	40.33	3	Vertical	19	2.19	-	33.85	6.08	30.46

802.11ac VHT40_Nss1,(MCS0)_2TX

5310MHz_TX

11/02/2020

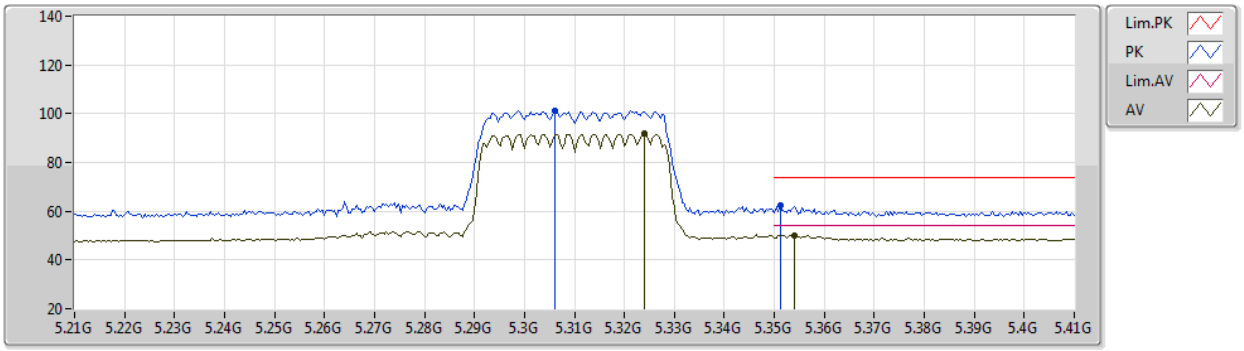

EUT X_2TX
Setting 50
02-D-C-4-10

Type	Freq	Level	Limit	Margin	Raw	Dist	Condition	Azimuth	Height	Comment	AF	CL	PA
	(Hz)	(dBuV/m)	(dBuV/m)	(dB)	(dBuV)	(m)		(°)	(m)		(dB)	(dB)	(dB)
PK	5.306G	101.27	Inf	-Inf	91.85	3	Horizontal	95	1.00	-	33.81	6.05	30.44
AV	5.324G	91.66	Inf	-Inf	82.23	3	Horizontal	95	1.00	-	33.82	6.06	30.45
PK	5.3512G	62.23	74.00	-11.77	52.76	3	Horizontal	95	1.00	-	33.85	6.08	30.46
AV	5.354G	50.20	54.00	-3.80	40.73	3	Horizontal	95	1.00	-	33.85	6.08	30.46

802.11ac VHT40_Nss1,(MCS0)_2TX

5310MHz_TX

11/02/2020

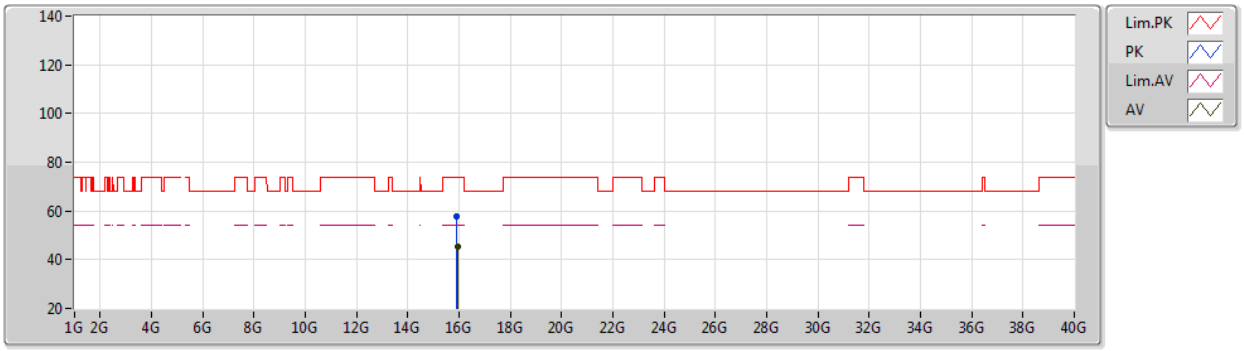

EUT X_2TX
Setting 50
02-D-C-4

Type	Freq	Level	Limit	Margin	Raw	Dist	Condition	Azimuth	Height	Comment	AF	CL	PA
	(Hz)	(dBuV/m)	(dBuV/m)	(dB)	(dBuV)	(m)		(°)	(m)		(dB)	(dB)	(dB)
PK	15.92596G	57.55	74.00	-16.45	42.62	3	Vertical	228	2.61	-	37.61	9.38	32.06
AV	15.92636G	45.31	54.00	-8.69	30.38	3	Vertical	228	2.61	-	37.61	9.38	32.06

802.11ac VHT40_Nss1,(MCS0)_2TX

5310MHz_TX

11/02/2020

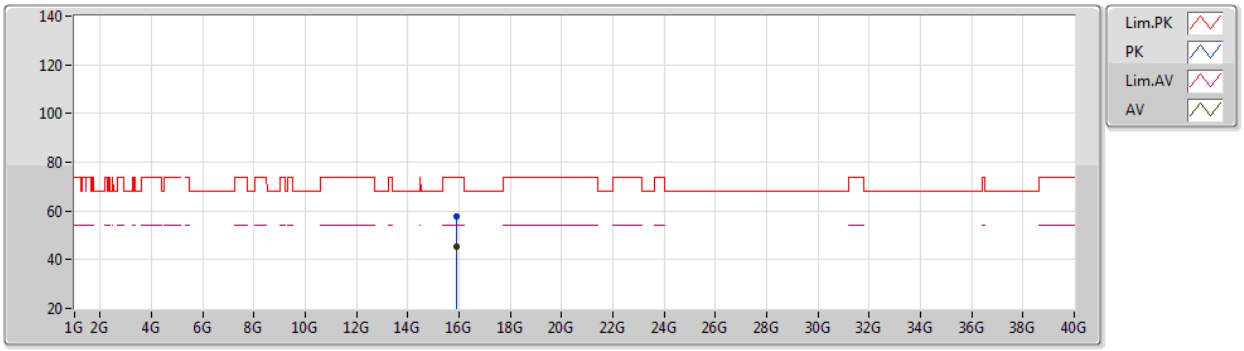

EUT X_2TX
Setting 50
02-D-C-4

Type	Freq	Level	Limit	Margin	Raw	Dist	Condition	Azimuth	Height	Comment	AF	CL	PA
	(Hz)	(dBuV/m)	(dBuV/m)	(dB)	(dBuV)	(m)		(°)	(m)		(dB)	(dB)	(dB)
PK	15.9218G	57.70	74.00	-16.30	42.76	3	Horizontal	92	1.98	-	37.63	9.37	32.06
AV	15.92332G	45.21	54.00	-8.79	30.28	3	Horizontal	92	1.98	-	37.62	9.37	32.06

802.11ac VHT40_Nss1,(MCS0)_2TX

5510MHz_TX

11/02/2020

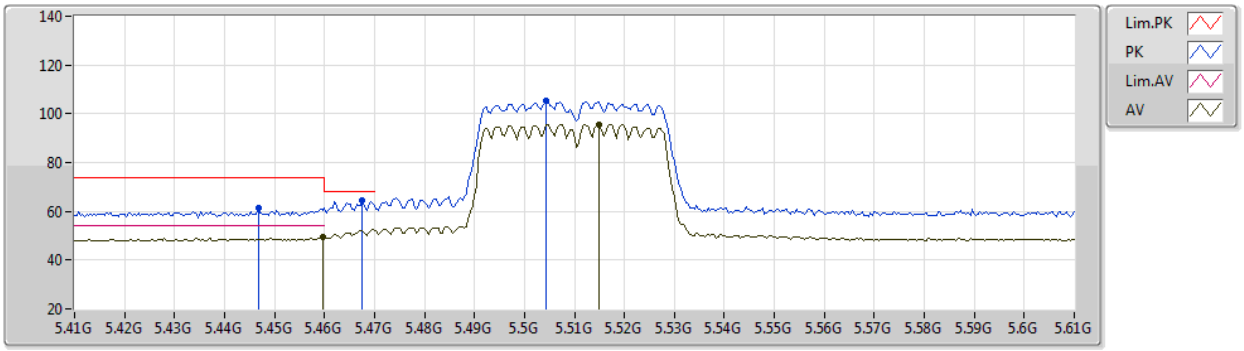

EUT X_2TX
Setting 45
02-D-C-4-10

Type	Freq	Level	Limit	Margin	Raw	Dist	Condition	Azimuth	Height	Comment	AF	CL	PA
	(Hz)	(dBuV/m)	(dBuV/m)	(dB)	(dBuV)	(m)		(°)	(m)		(dB)	(dB)	(dB)
PK	5.4468G	61.56	74.00	-12.44	52.00	3	Vertical	5	2.96	-	33.90	6.15	30.49
AV	5.4596G	49.52	54.00	-4.48	39.94	3	Vertical	5	2.96	-	33.90	6.17	30.49
PK	5.4676G	64.35	68.20	-3.85	54.78	3	Vertical	5	2.96	-	33.90	6.17	30.50
PK	5.5044G	105.22	Inf	-Inf	95.62	3	Vertical	5	2.96	-	33.90	6.21	30.51
AV	5.5148G	95.71	Inf	-Inf	86.09	3	Vertical	5	2.96	-	33.91	6.22	30.51

802.11ac VHT40_Nss1,(MCS0)_2TX

5510MHz_TX

11/02/2020

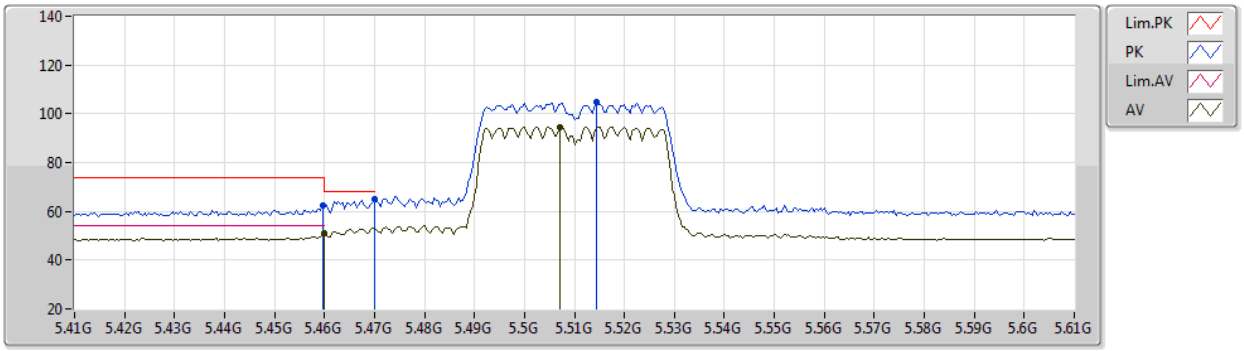

EUT X_2TX
Setting 45
02-D-C-4-10

Type	Freq	Level	Limit	Margin	Raw	Dist	Condition	Azimuth	Height	Comment	AF	CL	PA
	(Hz)	(dBuV/m)	(dBuV/m)	(dB)	(dBuV)	(m)		(°)	(m)		(dB)	(dB)	(dB)
PK	5.4596G	62.54	74.00	-11.46	52.96	3	Horizontal	135	1.00	-	33.90	6.17	30.49
AV	5.46G	50.86	54.00	-3.14	41.28	3	Horizontal	135	1.00	-	33.90	6.17	30.49
PK	5.47G	64.82	68.20	-3.38	55.24	3	Horizontal	135	1.00	-	33.90	6.18	30.50
PK	5.5144G	104.71	Inf	-Inf	95.09	3	Horizontal	135	1.00	-	33.91	6.22	30.51
AV	5.5072G	94.70	Inf	-Inf	85.08	3	Horizontal	135	1.00	-	33.91	6.22	30.51

802.11ac VHT40_Nss1,(MCS0)_2TX

5510MHz_TX

11/02/2020

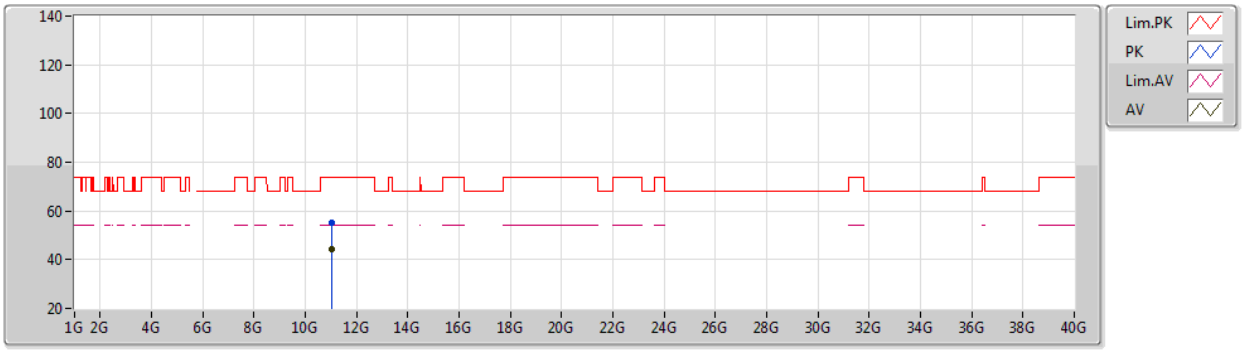

EUT X_2TX
Setting 45
02-D-C-4

Type	Freq	Level	Limit	Margin	Raw	Dist	Condition	Azimuth	Height	Comment	AF	CL	PA
	(Hz)	(dBuV/m)	(dBuV/m)	(dB)	(dBuV)	(m)		(°)	(m)		(dB)	(dB)	(dB)
PK	11.0224G	55.22	74.00	-18.78	39.54	3	Vertical	87	1.97	-	38.42	8.72	31.46
AV	11.02484G	44.10	54.00	-9.90	28.42	3	Vertical	87	1.97	-	38.42	8.72	31.46

802.11ac VHT40_Nss1,(MCS0)_2TX

5510MHz_TX

11/02/2020

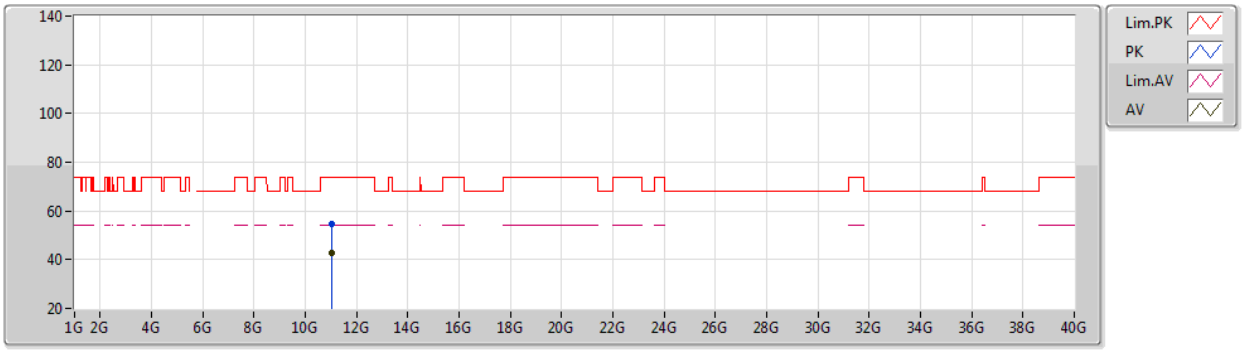

EUT X_2TX
Setting 45
02-D-C-4

Type	Freq	Level	Limit	Margin	Raw	Dist	Condition	Azimuth	Height	Comment	AF	CL	PA
	(Hz)	(dBuV/m)	(dBuV/m)	(dB)	(dBuV)	(m)		(°)	(m)		(dB)	(dB)	(dB)
PK	11.0292G	54.54	74.00	-19.46	38.86	3	Horizontal	251	2.13	-	38.42	8.72	31.46
AV	11.02532G	42.79	54.00	-11.21	27.11	3	Horizontal	251	2.13	-	38.42	8.72	31.46

802.11ac VHT40_Nss1,(MCS0)_2TX

5550MHz_TX

11/02/2020

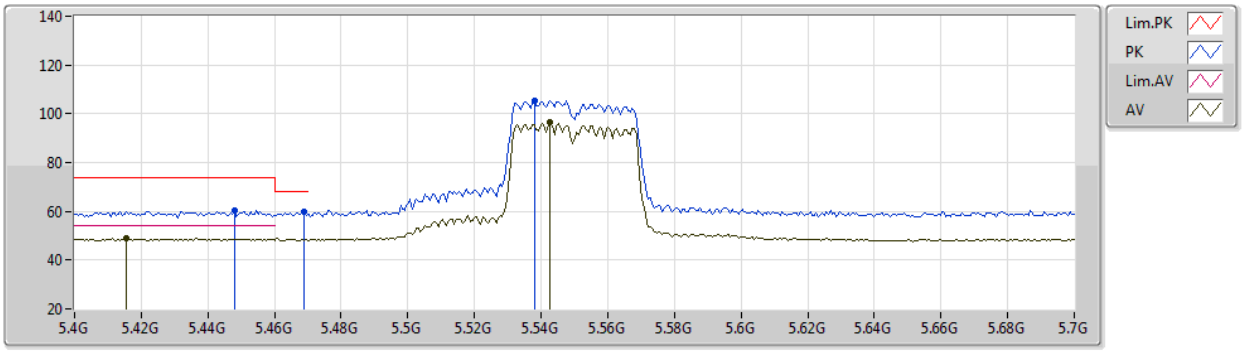

EUT X_2TX
Setting 50
02-D-C-4-10

Type	Freq	Level	Limit	Margin	Raw	Dist	Condition	Azimuth	Height	Comment	AF	CL	PA
	(Hz)	(dBuV/m)	(dBuV/m)	(dB)	(dBuV)	(m)		(°)	(m)		(dB)	(dB)	(dB)
PK	5.448G	60.50	74.00	-13.50	50.94	3	Vertical	357	2.93	-	33.90	6.15	30.49
AV	5.4156G	49.08	54.00	-4.92	39.54	3	Vertical	357	2.93	-	33.90	6.12	30.48
PK	5.469G	60.02	68.20	-8.18	50.44	3	Vertical	357	2.93	-	33.90	6.18	30.50
PK	5.538G	105.31	Inf	-Inf	95.65	3	Vertical	357	2.93	-	33.94	6.24	30.52
AV	5.5428G	96.41	Inf	-Inf	86.74	3	Vertical	357	2.93	-	33.94	6.25	30.52

802.11ac VHT40_Nss1,(MCS0)_2TX

5550MHz_TX

11/02/2020

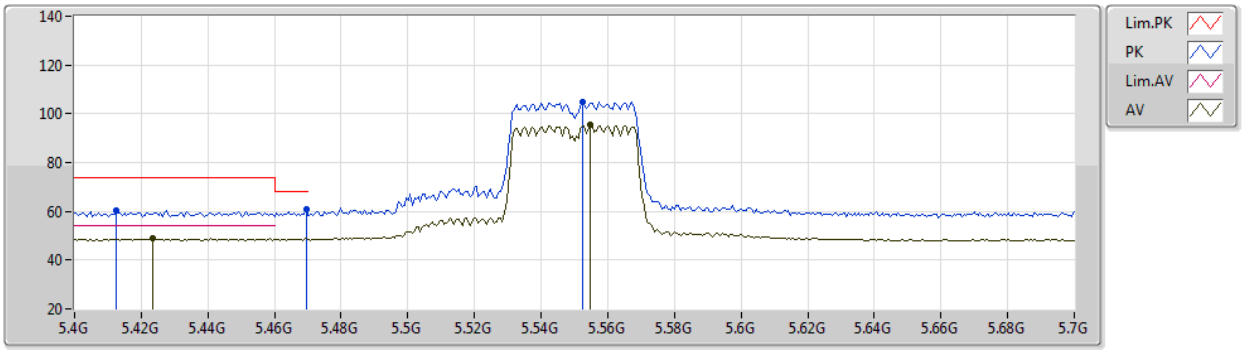

EUT X_2TX
Setting 50
02-D-C-4-10

Type	Freq	Level	Limit	Margin	Raw	Dist	Condition	Azimuth	Height	Comment	AF	CL	PA
	(Hz)	(dBuV/m)	(dBuV/m)	(dB)	(dBuV)	(m)		(°)	(m)		(dB)	(dB)	(dB)
PK	5.4126G	60.33	74.00	-13.67	50.80	3	Horizontal	137	1.07	-	33.90	6.11	30.48
AV	5.4234G	48.80	54.00	-5.20	39.25	3	Horizontal	137	1.07	-	33.90	6.13	30.48
PK	5.4696G	60.64	68.20	-7.56	51.06	3	Horizontal	137	1.07	-	33.90	6.18	30.50
PK	5.5524G	104.84	Inf	-Inf	95.15	3	Horizontal	137	1.07	-	33.95	6.26	30.52
AV	5.5548G	95.27	Inf	-Inf	85.58	3	Horizontal	137	1.07	-	33.95	6.26	30.52

802.11ac VHT40_Nss1,(MCS0)_2TX

5550MHz_TX

11/02/2020

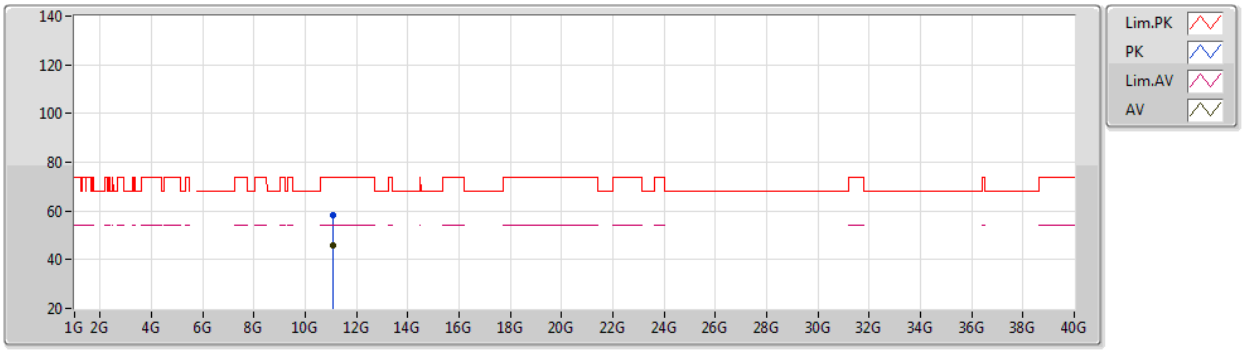

EUT X_2TX
Setting 50
02-D-C-4

Type	Freq	Level	Limit	Margin	Raw	Dist	Condition	Azimuth	Height	Comment	AF	CL	PA
	(Hz)	(dBuV/m)	(dBuV/m)	(dB)	(dBuV)	(m)		(°)	(m)		(dB)	(dB)	(dB)
PK	11.09996G	58.34	74.00	-15.66	42.60	3	Vertical	348	1.79	-	38.48	8.74	31.48
AV	11.10492G	45.68	54.00	-8.32	29.94	3	Vertical	348	1.79	-	38.48	8.74	31.48

802.11ac VHT40_Nss1,(MCS0)_2TX

5550MHz_TX

11/02/2020

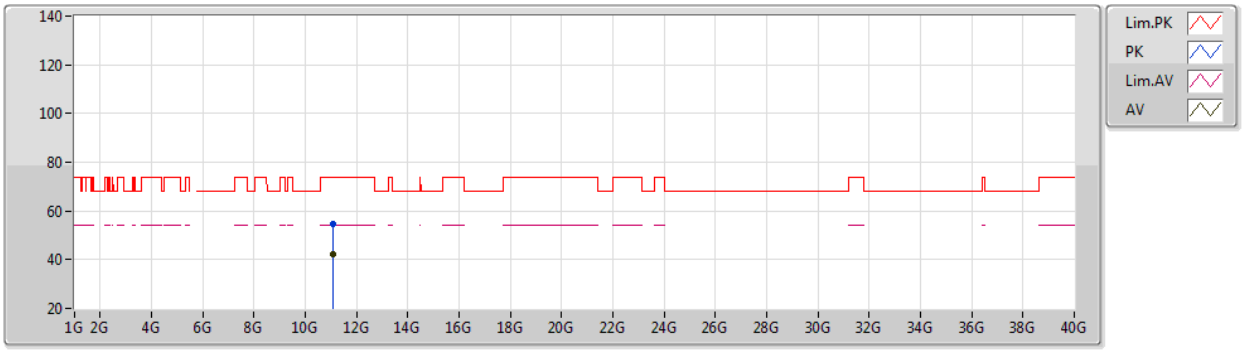

EUT X_2TX
Setting 50
02-D-C-4

Type	Freq	Level	Limit	Margin	Raw	Dist	Condition	Azimuth	Height	Comment	AF	CL	PA
	(Hz)	(dBuV/m)	(dBuV/m)	(dB)	(dBuV)	(m)		(°)	(m)		(dB)	(dB)	(dB)
PK	11.09236G	54.47	74.00	-19.53	38.74	3	Horizontal	129	1.86	-	38.47	8.74	31.48
AV	11.09968G	42.15	54.00	-11.85	26.41	3	Horizontal	129	1.86	-	38.48	8.74	31.48

802.11ac VHT40_Nss1,(MCS0)_2TX

5670MHz_TX

11/02/2020

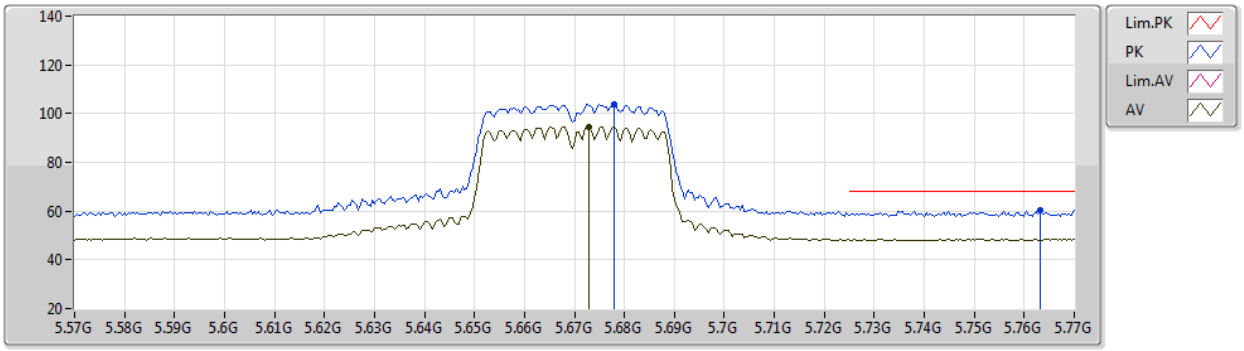

EUT X_2TX
Setting 51
02-D-C-4-10

Type	Freq	Level	Limit	Margin	Raw	Dist	Condition	Azimuth	Height	Comment	AF	CL	PA
	(Hz)	(dBuV/m)	(dBuV/m)	(dB)	(dBuV)	(m)		(°)	(m)		(dB)	(dB)	(dB)
PK	5.678G	103.76	Inf	-Inf	94.13	3	Vertical	354	2.95	-	33.84	6.34	30.55
AV	5.6728G	94.50	Inf	-Inf	84.86	3	Vertical	354	2.95	-	33.85	6.34	30.55
PK	5.7632G	60.45	68.20	-7.75	50.84	3	Vertical	354	2.95	-	33.80	6.38	30.57

802.11ac VHT40_Nss1,(MCS0)_2TX

5670MHz_TX

11/02/2020

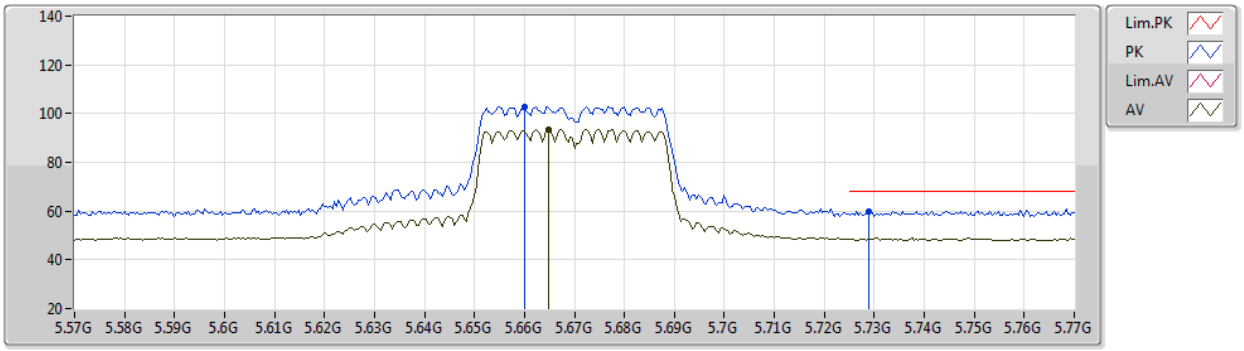

EUT X_2TX
Setting 51
02-D-C-4-10

Type	Freq	Level	Limit	Margin	Raw	Dist	Condition	Azimuth	Height	Comment	AF	CL	PA
	(Hz)	(dBuV/m)	(dBuV/m)	(dB)	(dBuV)	(m)		(°)	(m)		(dB)	(dB)	(dB)
PK	5.66G	102.90	Inf	-Inf	93.24	3	Horizontal	136	1.00	-	33.88	6.33	30.55
AV	5.6648G	93.38	Inf	-Inf	83.73	3	Horizontal	136	1.00	-	33.87	6.33	30.55
PK	5.7288G	60.01	68.20	-8.19	50.42	3	Horizontal	136	1.00	-	33.80	6.36	30.57

802.11ac VHT40_Nss1,(MCS0)_2TX

5670MHz_TX

11/02/2020

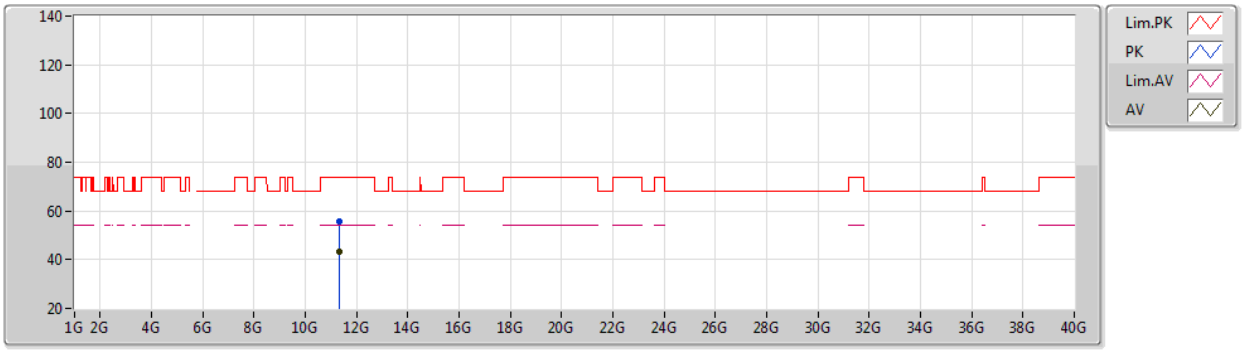

EUT X_2TX
Setting 51
02-D-C-4

Type	Freq	Level	Limit	Margin	Raw	Dist	Condition	Azimuth	Height	Comment	AF	CL	PA
	(Hz)	(dBuV/m)	(dBuV/m)	(dB)	(dBuV)	(m)		(°)	(m)		(dB)	(dB)	(dB)
PK	11.33388G	55.61	74.00	-18.39	39.68	3	Vertical	34	2.82	-	38.67	8.81	31.55
AV	11.34208G	43.50	54.00	-10.50	27.58	3	Vertical	34	2.82	-	38.67	8.81	31.56

802.11ac VHT40_Nss1,(MCS0)_2TX

5670MHz_TX

11/02/2020

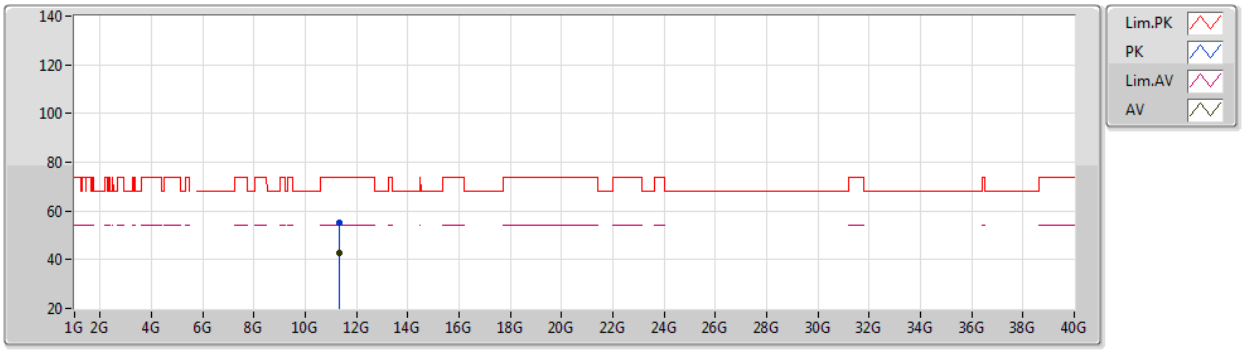

EUT X_2TX
Setting 51
02-D-C-4

Type	Freq	Level	Limit	Margin	Raw	Dist	Condition	Azimuth	Height	Comment	AF	CL	PA
	(Hz)	(dBuV/m)	(dBuV/m)	(dB)	(dBuV)	(m)		(°)	(m)		(dB)	(dB)	(dB)
PK	11.34816G	55.04	74.00	-18.96	39.11	3	Horizontal	127	1.96	-	38.68	8.81	31.56
AV	11.34192G	42.69	54.00	-11.31	26.77	3	Horizontal	127	1.96	-	38.67	8.81	31.56

802.11ac VHT40_Nss1,(MCS0)_2TX

5755MHz_TX

11/02/2020

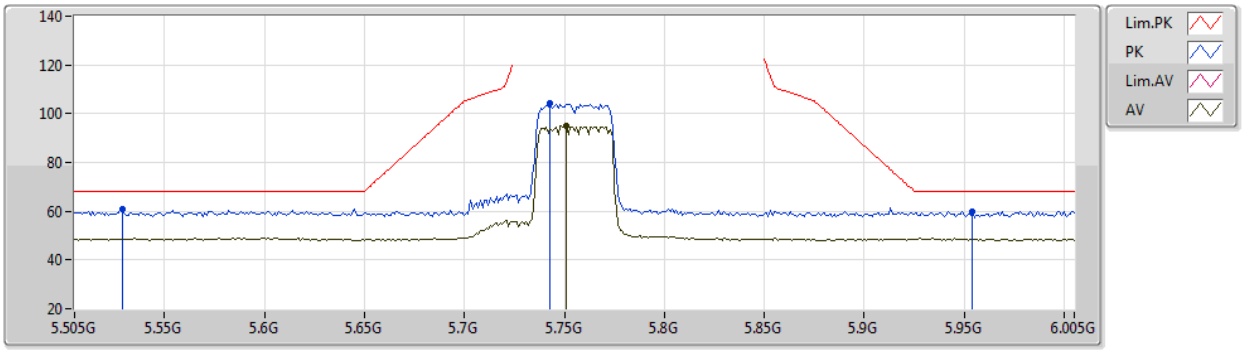

EUT X_2TX
Setting 50
02-D-C-4-10

Type	Freq	Level	Limit	Margin	Raw	Dist	Condition	Azimuth	Height	Comment	AF	CL	PA
	(Hz)	(dBuV/m)	(dBuV/m)	(dB)	(dBuV)	(m)		(°)	(m)		(dB)	(dB)	(dB)
PK	5.529G	60.64	68.20	-7.56	50.99	3	Vertical	36	3.00	-	33.93	6.24	30.52
PK	5.743G	104.17	Inf	-Inf	94.57	3	Vertical	36	3.00	-	33.80	6.37	30.57
AV	5.751G	95.10	Inf	-Inf	85.49	3	Vertical	36	3.00	-	33.80	6.38	30.57
PK	5.954G	60.01	68.20	-8.19	50.20	3	Vertical	36	3.00	-	34.11	6.32	30.62

802.11ac VHT40_Nss1,(MCS0)_2TX

5755MHz_TX

11/02/2020

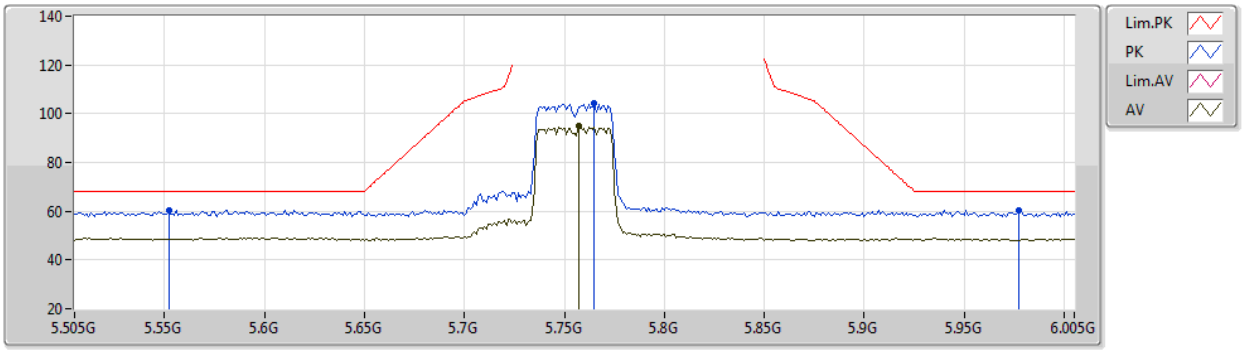

EUT X_2TX
Setting 50
02-D-C-4-10

Type	Freq	Level	Limit	Margin	Raw	Dist	Condition	Azimuth	Height	Comment	AF	CL	PA
	(Hz)	(dBuV/m)	(dBuV/m)	(dB)	(dBuV)	(m)		(°)	(m)		(dB)	(dB)	(dB)
PK	5.552G	60.47	68.20	-7.73	50.78	3	Horizontal	136	1.03	-	33.95	6.26	30.52
PK	5.765G	104.13	Inf	-Inf	94.52	3	Horizontal	136	1.03	-	33.80	6.38	30.57
AV	5.757G	94.75	Inf	-Inf	85.14	3	Horizontal	136	1.03	-	33.80	6.38	30.57
PK	5.977G	60.43	68.20	-7.77	50.60	3	Horizontal	136	1.03	-	34.15	6.31	30.63

802.11ac VHT40_Nss1,(MCS0)_2TX

5755MHz_TX

11/02/2020

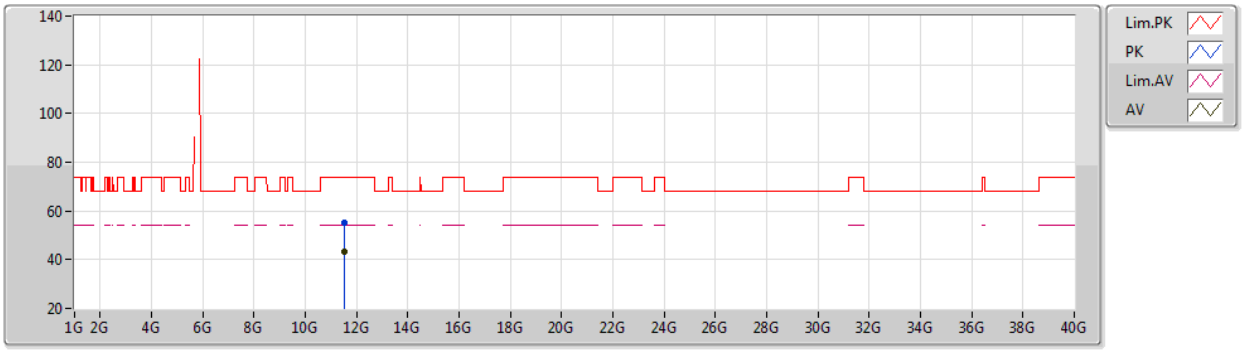

EUT X_2TX
Setting 50
02-D-C-4

Type	Freq	Level	Limit	Margin	Raw	Dist	Condition	Azimuth	Height	Comment	AF	CL	PA
	(Hz)	(dBuV/m)	(dBuV/m)	(dB)	(dBuV)	(m)		(°)	(m)		(dB)	(dB)	(dB)
PK	11.51284G	55.41	74.00	-18.59	39.35	3	Vertical	243	1.65	-	38.81	8.86	31.61
AV	11.50984G	43.36	54.00	-10.64	27.30	3	Vertical	243	1.65	-	38.81	8.86	31.61

802.11ac VHT40_Nss1,(MCS0)_2TX

5755MHz_TX

11/02/2020

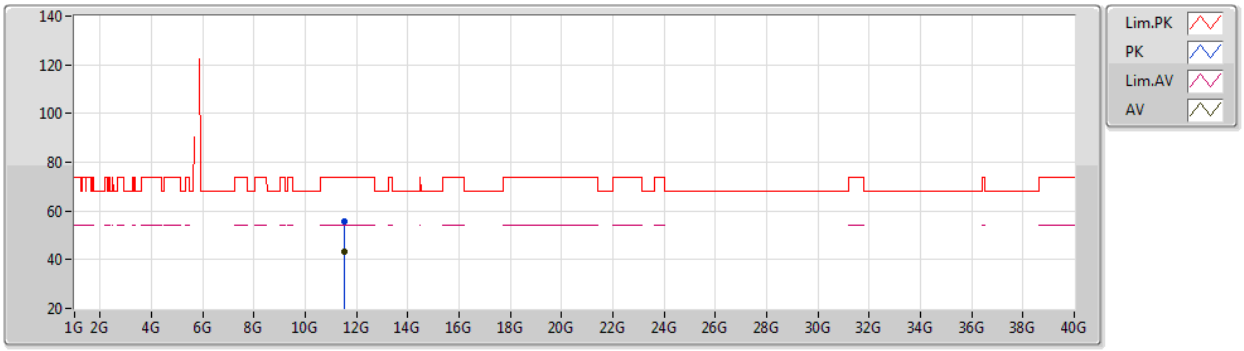

EUT X_2TX
Setting 50
02-D-C-4

Type	Freq	Level	Limit	Margin	Raw	Dist	Condition	Azimuth	Height	Comment	AF	CL	PA
	(Hz)	(dBuV/m)	(dBuV/m)	(dB)	(dBuV)	(m)		(°)	(m)		(dB)	(dB)	(dB)
PK	11.5154G	55.44	74.00	-18.56	39.38	3	Horizontal	130	1.33	-	38.81	8.86	31.61
AV	11.50728G	43.39	54.00	-10.61	27.33	3	Horizontal	130	1.33	-	38.81	8.86	31.61

802.11ac VHT40_Nss1,(MCS0)_2TX

5795MHz_TX

11/02/2020

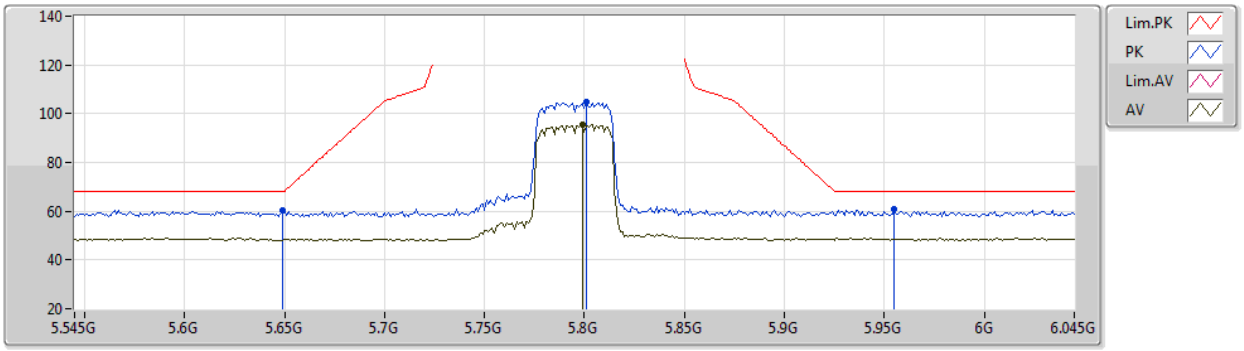

EUT X_2TX
Setting 50
02-D-C-4-10

Type	Freq	Level	Limit	Margin	Raw	Dist	Condition	Azimuth	Height	Comment	AF	CL	PA
	(Hz)	(dBuV/m)	(dBuV/m)	(dB)	(dBuV)	(m)		(°)	(m)		(dB)	(dB)	(dB)
PK	5.649G	60.59	68.20	-7.61	50.91	3	Vertical	21	2.96	-	33.90	6.32	30.54
PK	5.801G	104.97	Inf	-Inf	95.35	3	Vertical	21	2.96	-	33.80	6.40	30.58
AV	5.799G	95.38	Inf	-Inf	85.76	3	Vertical	21	2.96	-	33.80	6.40	30.58
PK	5.955G	60.73	68.20	-7.47	50.92	3	Vertical	21	2.96	-	34.11	6.32	30.62

802.11ac VHT40_Nss1,(MCS0)_2TX

5795MHz_TX

11/02/2020

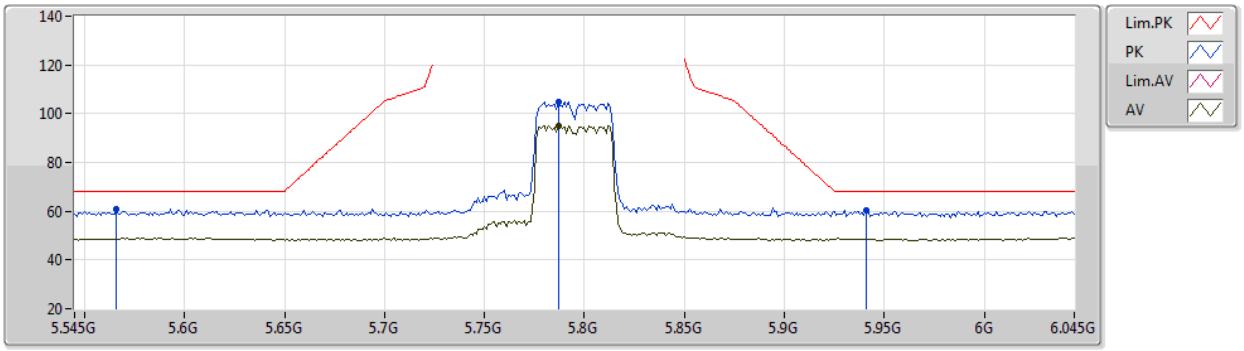

EUT X_2TX
Setting 50
02-D-C-4-10

Type	Freq	Level	Limit	Margin	Raw	Dist	Condition	Azimuth	Height	Comment	AF	CL	PA
	(Hz)	(dBuV/m)	(dBuV/m)	(dB)	(dBuV)	(m)		(°)	(m)		(dB)	(dB)	(dB)
PK	5.566G	60.99	68.20	-7.21	51.27	3	Horizontal	136	1.01	-	33.97	6.27	30.52
PK	5.787G	104.99	Inf	-Inf	95.38	3	Horizontal	136	1.01	-	33.80	6.39	30.58
AV	5.787G	95.02	Inf	-Inf	85.41	3	Horizontal	136	1.01	-	33.80	6.39	30.58
PK	5.941G	60.54	68.20	-7.66	50.75	3	Horizontal	136	1.01	-	34.08	6.33	30.62

802.11ac VHT40_Nss1,(MCS0)_2TX

5795MHz_TX

11/02/2020

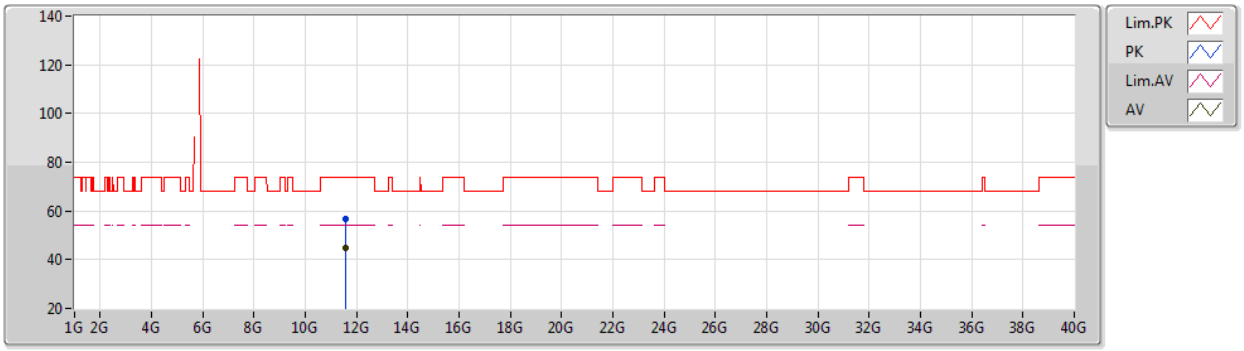

EUT X_2TX
Setting 50
02-D-C-4

Type	Freq	Level	Limit	Margin	Raw	Dist	Condition	Azimuth	Height	Comment	AF	CL	PA
	(Hz)	(dBuV/m)	(dBuV/m)	(dB)	(dBuV)	(m)		(°)	(m)		(dB)	(dB)	(dB)
PK	11.58956G	56.82	74.00	-17.18	40.70	3	Vertical	150	1.56	-	38.87	8.88	31.63
AV	11.59412G	44.97	54.00	-9.03	28.84	3	Vertical	150	1.56	-	38.88	8.88	31.63

802.11ac VHT40_Nss1,(MCS0)_2TX

5795MHz_TX

11/02/2020

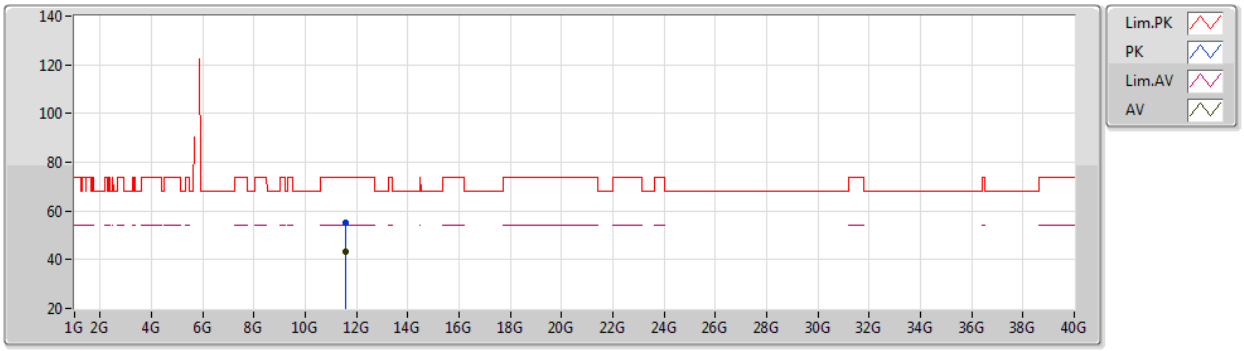

EUT X_2TX
Setting 50
02-D-C-4

Type	Freq	Level	Limit	Margin	Raw	Dist	Condition	Azimuth	Height	Comment	AF	CL	PA
	(Hz)	(dBuV/m)	(dBuV/m)	(dB)	(dBuV)	(m)		(°)	(m)		(dB)	(dB)	(dB)
PK	11.59368G	55.38	74.00	-18.62	39.26	3	Horizontal	263	1.39	-	38.87	8.88	31.63
AV	11.58508G	43.24	54.00	-10.76	27.12	3	Horizontal	263	1.39	-	38.87	8.88	31.63

802.11ac VHT80_Nss1,(MCS0)_2TX

5210MHz_TX

11/02/2020

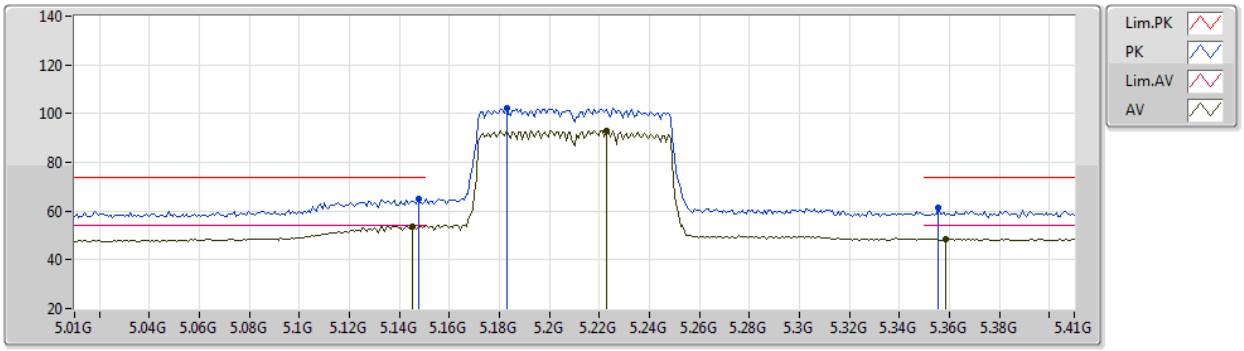

EUT X_2TX
Setting 46
02-D-L-3-10

Type	Freq	Level	Limit	Margin	Raw	Dist	Condition	Azimuth	Height	Comment	AF	CL	PA
	(Hz)	(dBuV/m)	(dBuV/m)	(dB)	(dBuV)	(m)		(°)	(m)		(dB)	(dB)	(dB)
PK	5.1476G	65.04	74.00	-8.96	55.90	3	Vertical	324	1.94	-	33.55	5.97	30.38
AV	5.1452G	53.79	54.00	-0.21	44.65	3	Vertical	324	1.94	-	33.55	5.97	30.38
PK	5.1828G	102.35	Inf	-Inf	93.17	3	Vertical	324	1.94	-	33.58	5.99	30.39
AV	5.2228G	93.05	Inf	-Inf	83.80	3	Vertical	324	1.94	-	33.65	6.01	30.41
PK	5.3556G	61.51	74.00	-12.49	52.03	3	Vertical	324	1.94	-	33.86	6.08	30.46
AV	5.3588G	48.67	54.00	-5.33	39.19	3	Vertical	324	1.94	-	33.86	6.08	30.46

802.11ac VHT80_Nss1,(MCS0)_2TX

5210MHz_TX

11/02/2020

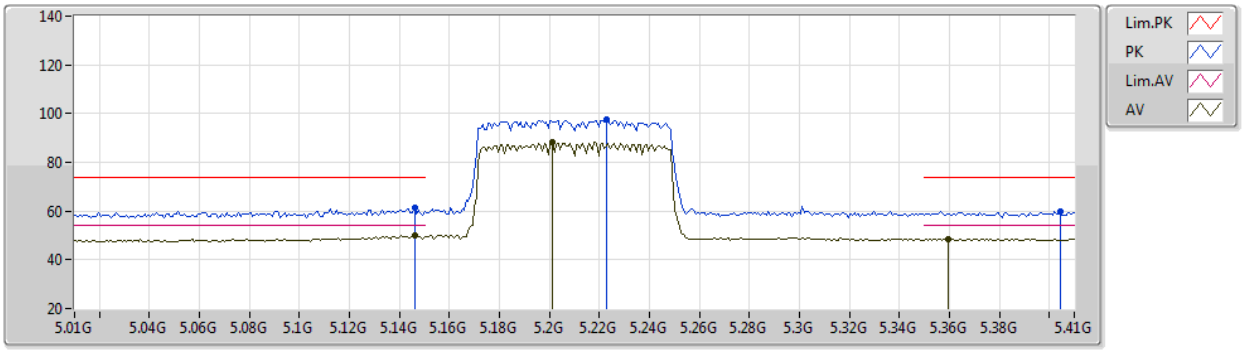

EUT X_2TX
Setting 46
02-D-L-3-10

Type	Freq	Level	Limit	Margin	Raw	Dist	Condition	Azimuth	Height	Comment	AF	CL	PA
	(Hz)	(dBuV/m)	(dBuV/m)	(dB)	(dBuV)	(m)		(°)	(m)		(dB)	(dB)	(dB)
PK	5.146G	61.13	74.00	-12.87	51.99	3	Horizontal	320	1.89	-	33.55	5.97	30.38
AV	5.146G	49.92	54.00	-4.08	40.78	3	Horizontal	320	1.89	-	33.55	5.97	30.38
PK	5.2228G	97.50	Inf	-Inf	88.25	3	Horizontal	320	1.89	-	33.65	6.01	30.41
AV	5.2012G	88.15	Inf	-Inf	78.95	3	Horizontal	320	1.89	-	33.60	6.00	30.40
PK	5.4044G	59.80	74.00	-14.20	50.27	3	Horizontal	320	1.89	-	33.90	6.10	30.47
AV	5.3596G	48.56	54.00	-5.44	39.08	3	Horizontal	320	1.89	-	33.86	6.08	30.46

802.11ac VHT80_Nss1,(MCS0)_2TX

5210MHz_TX

11/02/2020

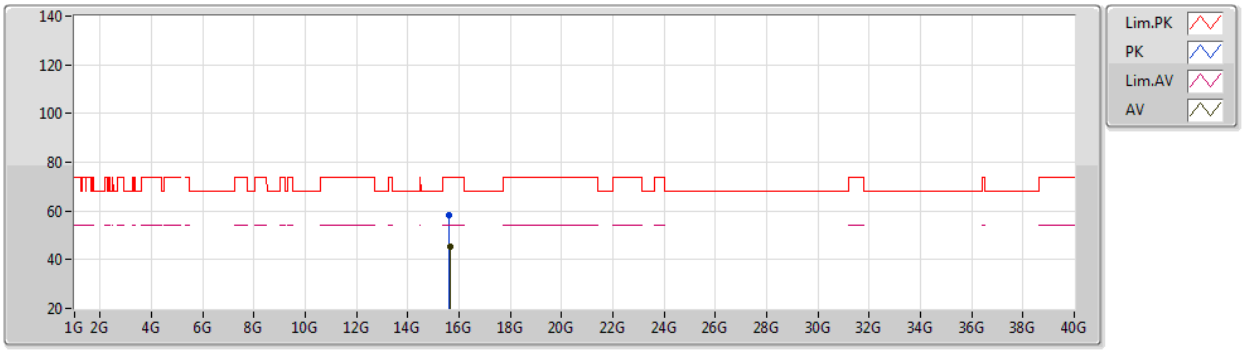

EUT X_2TX
Setting 46
02-D-L-3

Type	Freq	Level	Limit	Margin	Raw	Dist	Condition	Azimuth	Height	Comment	AF	CL	PA
	(Hz)	(dBuV/m)	(dBuV/m)	(dB)	(dBuV)	(m)		(°)	(m)		(dB)	(dB)	(dB)
PK	15.61496G	58.36	74.00	-15.64	42.57	3	Vertical	217	1.23	-	38.52	9.27	32.00
AV	15.6388G	45.47	54.00	-8.53	29.74	3	Vertical	217	1.23	-	38.45	9.28	32.00

802.11ac VHT80_Nss1,(MCS0)_2TX

5210MHz_TX

11/02/2020

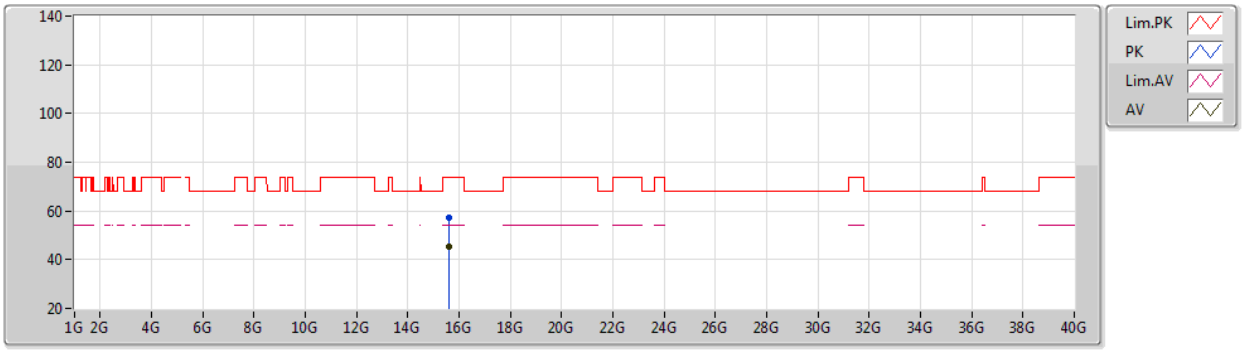

EUT X_2TX
Setting 46
02-D-L-3

Type	Freq	Level	Limit	Margin	Raw	Dist	Condition	Azimuth	Height	Comment	AF	CL	PA
	(Hz)	(dBuV/m)	(dBuV/m)	(dB)	(dBuV)	(m)		(°)	(m)		(dB)	(dB)	(dB)
PK	15.61928G	57.38	74.00	-16.62	41.61	3	Horizontal	87	2.44	-	38.50	9.27	32.00
AV	15.6256G	45.34	54.00	-8.66	29.57	3	Horizontal	87	2.44	-	38.49	9.28	32.00

802.11ac VHT80_Nss1,(MCS0)_2TX

5290MHz_TX

11/02/2020

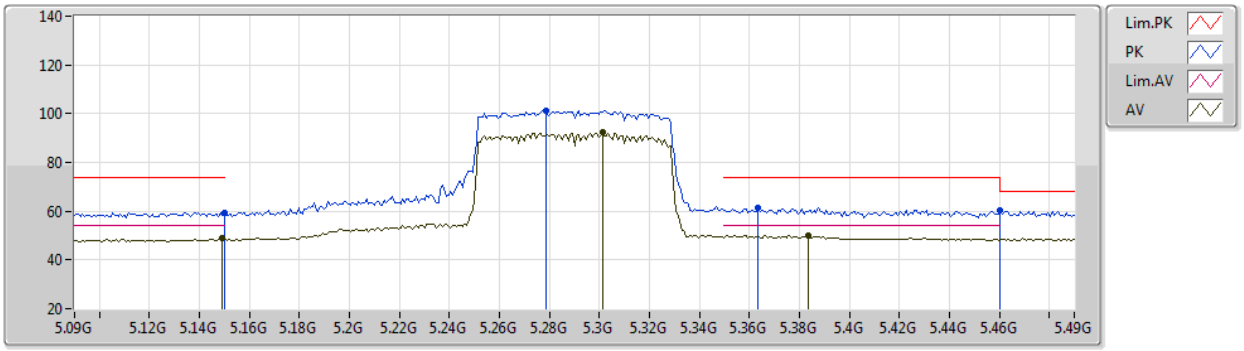

EUT X_2TX
Setting 52
02-D-C-4-10

Type	Freq	Level	Limit	Margin	Raw	Dist	Condition	Azimuth	Height	Comment	AF	CL	PA
	(Hz)	(dBuV/m)	(dBuV/m)	(dB)	(dBuV)	(m)		(°)	(m)		(dB)	(dB)	(dB)
PK	5.15G	59.32	74.00	-14.68	50.18	3	Vertical	19	1.19	-	33.55	5.97	30.38
AV	5.1492G	48.75	54.00	-5.25	39.61	3	Vertical	19	1.19	-	33.55	5.97	30.38
PK	5.2788G	101.19	Inf	-Inf	91.82	3	Vertical	19	1.19	-	33.76	6.04	30.43
AV	5.3012G	92.16	Inf	-Inf	82.75	3	Vertical	19	1.19	-	33.80	6.05	30.44
PK	5.3636G	61.19	74.00	-12.81	51.71	3	Vertical	19	1.19	-	33.86	6.08	30.46
AV	5.3836G	50.17	54.00	-3.83	40.67	3	Vertical	19	1.19	-	33.88	6.09	30.47
PK	5.4604G	60.45	68.20	-7.75	50.87	3	Vertical	19	1.19	-	33.90	6.17	30.49

802.11ac VHT80_Nss1,(MCS0)_2TX

5290MHz_TX

11/02/2020

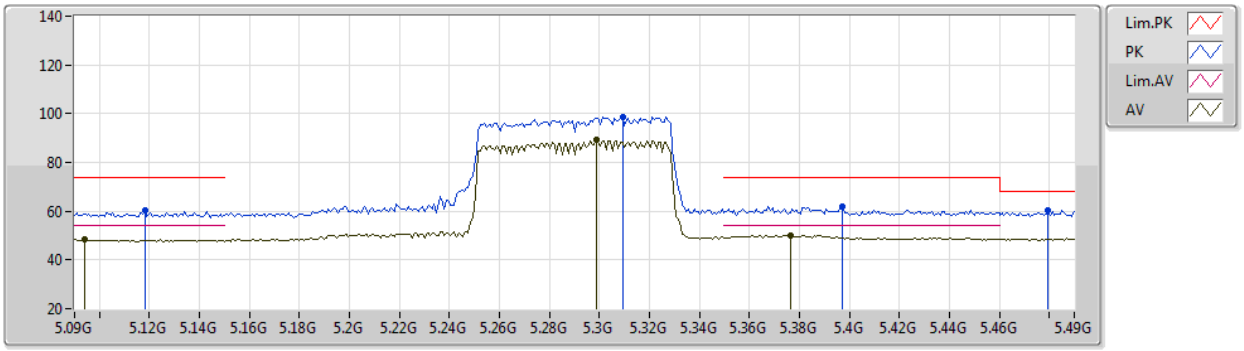

EUT X_2TX
Setting 52
02-D-C-4-10

Type	Freq	Level	Limit	Margin	Raw	Dist	Condition	Azimuth	Height	Comment	AF	CL	PA
	(Hz)	(dBuV/m)	(dBuV/m)	(dB)	(dBuV)	(m)		(°)	(m)		(dB)	(dB)	(dB)
PK	5.118G	60.37	74.00	-13.63	51.27	3	Horizontal	97	1.00	-	33.52	5.96	30.38
AV	5.094G	48.34	54.00	-5.66	39.27	3	Horizontal	97	1.00	-	33.49	5.95	30.37
PK	5.3092G	98.76	Inf	-Inf	89.34	3	Horizontal	97	1.00	-	33.81	6.05	30.44
AV	5.2988G	89.13	Inf	-Inf	79.72	3	Horizontal	97	1.00	-	33.80	6.05	30.44
PK	5.3972G	62.13	74.00	-11.87	52.60	3	Horizontal	97	1.00	-	33.90	6.10	30.47
AV	5.3764G	50.09	54.00	-3.91	40.58	3	Horizontal	97	1.00	-	33.88	6.09	30.46
PK	5.4796G	60.52	68.20	-7.68	50.93	3	Horizontal	97	1.00	-	33.90	6.19	30.50

802.11ac VHT80_Nss1,(MCS0)_2TX

5290MHz_TX

11/02/2020

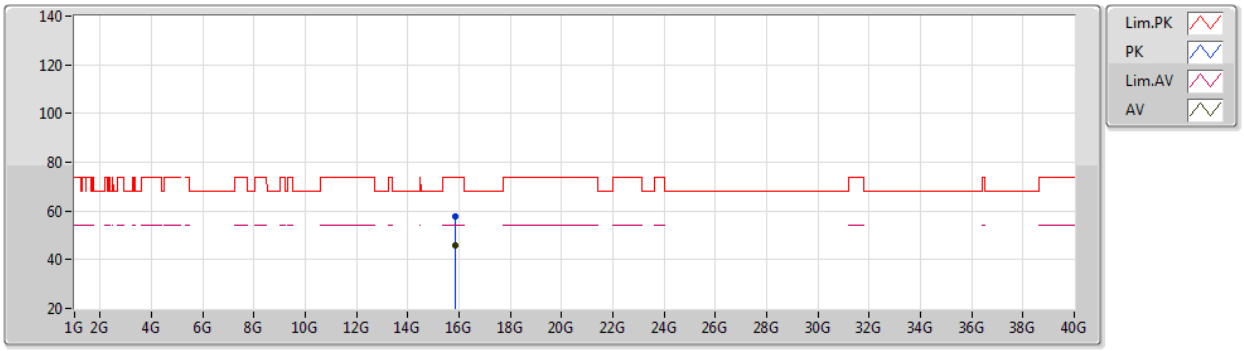

EUT X_2TX
Setting 52
02-D-C-4

Type	Freq	Level	Limit	Margin	Raw	Dist	Condition	Azimuth	Height	Comment	AF	CL	PA
	(Hz)	(dBuV/m)	(dBuV/m)	(dB)	(dBuV)	(m)		(°)	(m)		(dB)	(dB)	(dB)
PK	15.86592G	57.59	74.00	-16.41	42.49	3	Vertical	216	2.35	-	37.79	9.36	32.05
AV	15.85736G	45.73	54.00	-8.27	30.62	3	Vertical	216	2.35	-	37.81	9.35	32.05

802.11ac VHT80_Nss1,(MCS0)_2TX

5290MHz_TX

11/02/2020

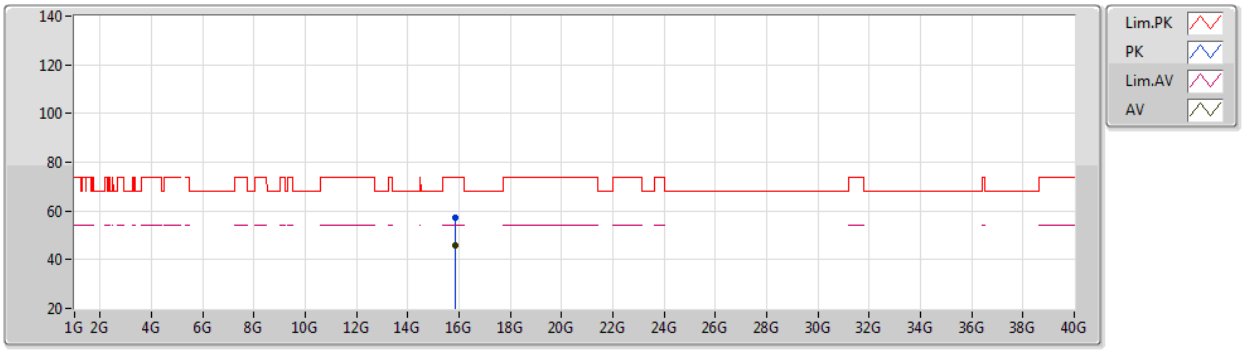

EUT X_2TX
Setting 52
02-D-C-4

Type	Freq	Level	Limit	Margin	Raw	Dist	Condition	Azimuth	Height	Comment	AF	CL	PA
	(Hz)	(dBuV/m)	(dBuV/m)	(dB)	(dBuV)	(m)		(°)	(m)		(dB)	(dB)	(dB)
PK	15.86544G	57.50	74.00	-16.50	42.40	3	Horizontal	233	1.34	-	37.79	9.36	32.05
AV	15.86472G	45.89	54.00	-8.11	30.79	3	Horizontal	233	1.34	-	37.79	9.36	32.05

802.11ac VHT80_Nss1,(MCS0)_2TX

5530MHz_TX

11/02/2020

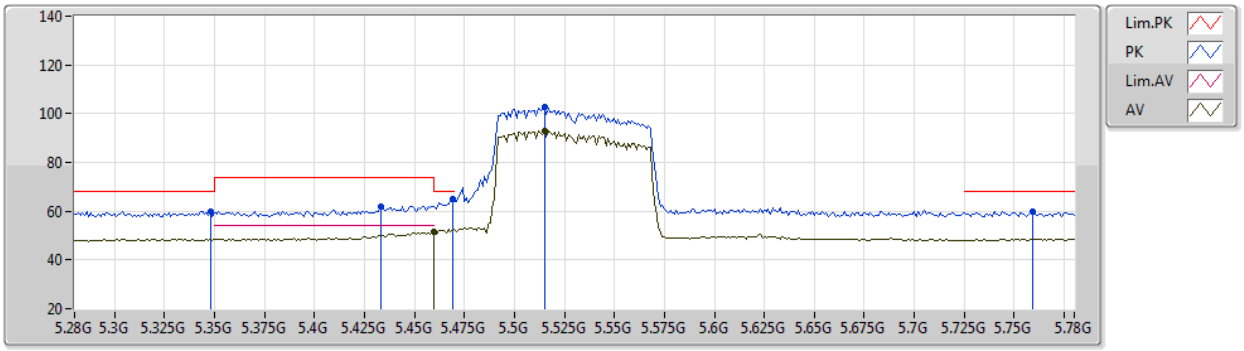

EUT X_2TX
Setting 47
02-D-C-4-10

Type	Freq	Level	Limit	Margin	Raw	Dist	Condition	Azimuth	Height	Comment	AF	CL	PA
	(Hz)	(dBuV/m)	(dBuV/m)	(dB)	(dBuV)	(m)		(°)	(m)		(dB)	(dB)	(dB)
PK	5.348G	59.92	68.20	-8.28	50.45	3	Vertical	4	2.96	-	33.85	6.07	30.45
PK	5.433G	62.11	74.00	-11.89	52.55	3	Vertical	4	2.96	-	33.90	6.14	30.48
AV	5.46G	51.72	54.00	-2.28	42.14	3	Vertical	4	2.96	-	33.90	6.17	30.49
PK	5.469G	64.79	68.20	-3.41	55.21	3	Vertical	4	2.96	-	33.90	6.18	30.50
PK	5.515G	102.57	Inf	-Inf	92.95	3	Vertical	4	2.96	-	33.91	6.22	30.51
AV	5.515G	93.00	Inf	-Inf	83.38	3	Vertical	4	2.96	-	33.91	6.22	30.51
PK	5.759G	60.03	68.20	-8.17	50.42	3	Vertical	4	2.96	-	33.80	6.38	30.57

802.11ac VHT80_Nss1,(MCS0)_2TX

5530MHz_TX

11/02/2020

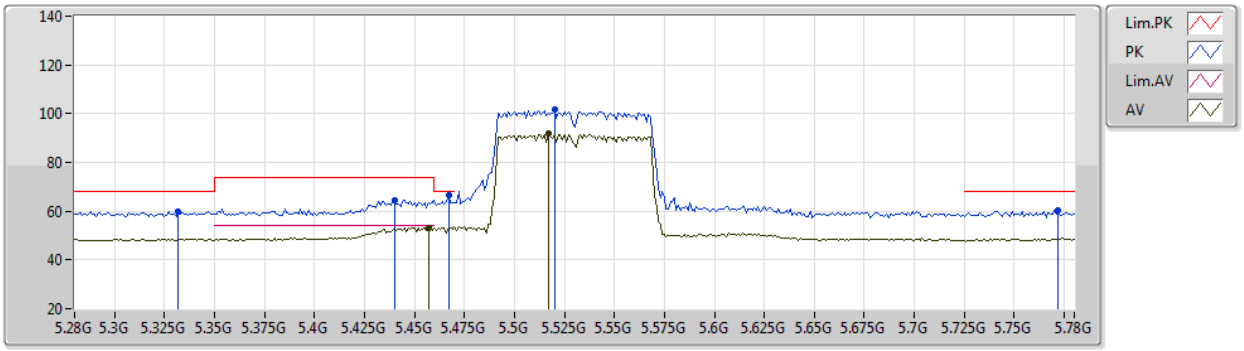

EUT X_2TX
Setting 47
02-D-C-4-10

Type	Freq	Level	Limit	Margin	Raw	Dist	Condition	Azimuth	Height	Comment	AF	CL	PA
	(Hz)	(dBuV/m)	(dBuV/m)	(dB)	(dBuV)	(m)		(°)	(m)		(dB)	(dB)	(dB)
PK	5.332G	59.64	68.20	-8.56	50.19	3	Horizontal	135	1.00	-	33.83	6.07	30.45
PK	5.44G	64.56	74.00	-9.44	55.01	3	Horizontal	135	1.00	-	33.90	6.14	30.49
AV	5.457G	53.31	54.00	-0.69	43.74	3	Horizontal	135	1.00	-	33.90	6.16	30.49
PK	5.467G	66.31	68.20	-1.89	56.74	3	Horizontal	135	1.00	-	33.90	6.17	30.50
PK	5.52G	101.69	Inf	-Inf	92.05	3	Horizontal	135	1.00	-	33.92	6.23	30.51
AV	5.517G	91.67	Inf	-Inf	82.03	3	Horizontal	135	1.00	-	33.92	6.23	30.51
PK	5.772G	60.28	68.20	-7.92	50.66	3	Horizontal	135	1.00	-	33.80	6.39	30.57

802.11ac VHT80_Nss1,(MCS0)_2TX

5530MHz_TX

11/02/2020

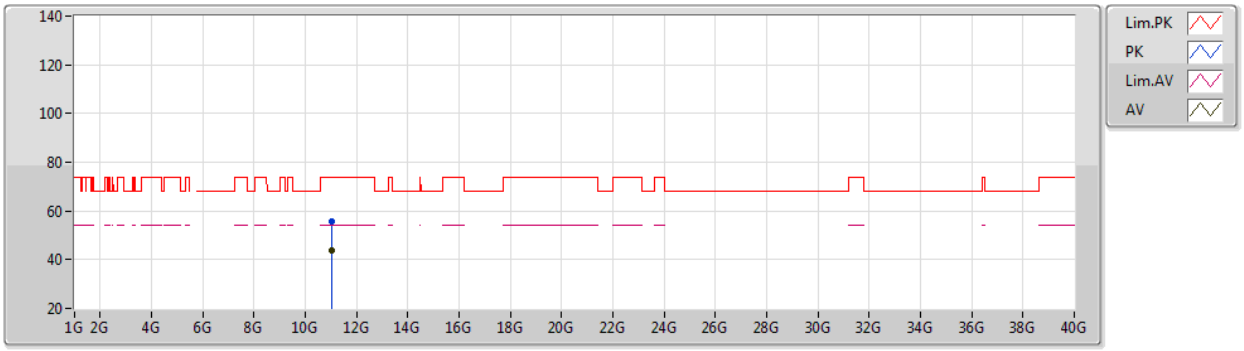

EUT X_2TX
Setting 47
02-D-C-4

Type	Freq	Level	Limit	Margin	Raw	Dist	Condition	Azimuth	Height	Comment	AF	CL	PA
	(Hz)	(dBuV/m)	(dBuV/m)	(dB)	(dBuV)	(m)		(°)	(m)		(dB)	(dB)	(dB)
PK	11.05718G	55.67	74.00	-18.33	39.96	3	Vertical	303	1.14	-	38.45	8.73	31.47
AV	11.04722G	43.78	54.00	-10.22	28.08	3	Vertical	303	1.14	-	38.44	8.72	31.46

802.11ac VHT80_Nss1,(MCS0)_2TX

5530MHz_TX

11/02/2020

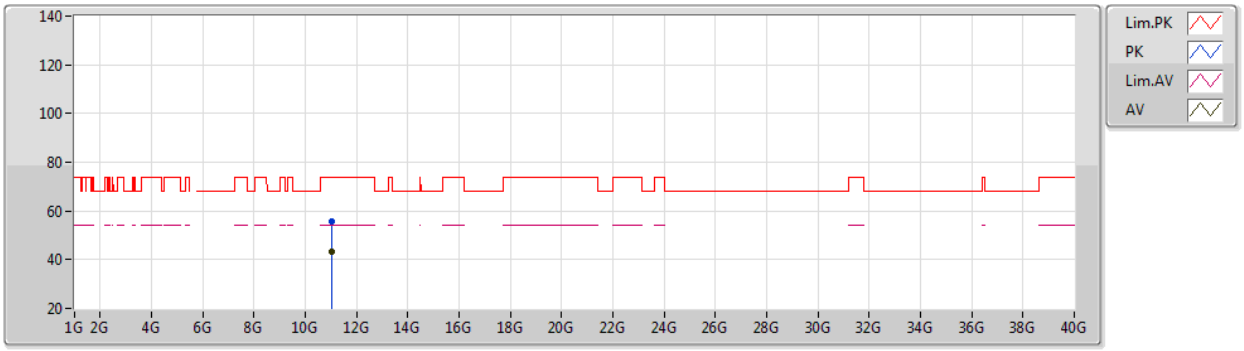

EUT X_2TX
Setting 47
02-D-C-4

Type	Freq	Level	Limit	Margin	Raw	Dist	Condition	Azimuth	Height	Comment	AF	CL	PA
	(Hz)	(dBuV/m)	(dBuV/m)	(dB)	(dBuV)	(m)		(°)	(m)		(dB)	(dB)	(dB)
PK	11.05724G	55.71	74.00	-18.29	40.00	3	Horizontal	5	2.82	-	38.45	8.73	31.47
AV	11.05646G	43.15	54.00	-10.85	27.44	3	Horizontal	5	2.82	-	38.45	8.73	31.47

802.11ac VHT80_Nss1,(MCS0)_2TX

5610MHz_TX

11/02/2020

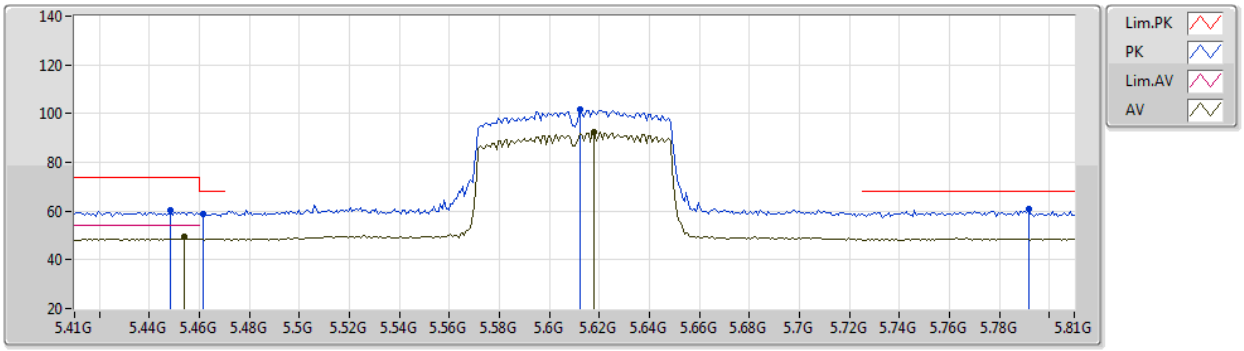

EUT X_2TX
Setting 52
02-D-C-4-10

Type	Freq	Level	Limit	Margin	Raw	Dist	Condition	Azimuth	Height	Comment	AF	CL	PA
	(Hz)	(dBuV/m)	(dBuV/m)	(dB)	(dBuV)	(m)		(°)	(m)		(dB)	(dB)	(dB)
PK	5.4484G	60.49	74.00	-13.51	50.93	3	Vertical	356	2.18	-	33.90	6.15	30.49
AV	5.454G	49.33	54.00	-4.67	39.76	3	Vertical	356	2.18	-	33.90	6.16	30.49
PK	5.4612G	58.81	68.20	-9.39	49.23	3	Vertical	356	2.18	-	33.90	6.17	30.49
PK	5.6124G	101.80	Inf	-Inf	92.04	3	Vertical	356	2.18	-	33.98	6.31	30.53
AV	5.618G	92.36	Inf	-Inf	82.63	3	Vertical	356	2.18	-	33.96	6.31	30.54
PK	5.7916G	60.65	68.20	-7.55	51.03	3	Vertical	356	2.18	-	33.80	6.40	30.58

802.11ac VHT80_Nss1,(MCS0)_2TX

5610MHz_TX

11/02/2020

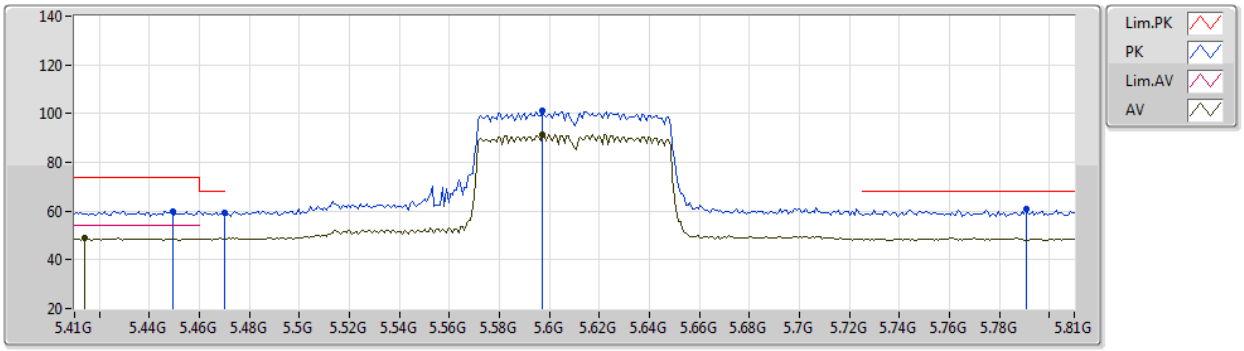

EUT X_2TX
Setting 52
02-D-C-4-10

Type	Freq	Level	Limit	Margin	Raw	Dist	Condition	Azimuth	Height	Comment	AF	CL	PA
	(Hz)	(dBuV/m)	(dBuV/m)	(dB)	(dBuV)	(m)		(°)	(m)		(dB)	(dB)	(dB)
PK	5.4492G	60.00	74.00	-14.00	50.44	3	Horizontal	136	1.11	-	33.90	6.15	30.49
AV	5.414G	48.73	54.00	-5.27	39.19	3	Horizontal	136	1.11	-	33.90	6.12	30.48
PK	5.47G	59.36	68.20	-8.84	49.78	3	Horizontal	136	1.11	-	33.90	6.18	30.50
PK	5.5972G	101.07	Inf	-Inf	91.30	3	Horizontal	136	1.11	-	34.00	6.30	30.53
AV	5.5972G	91.39	Inf	-Inf	81.62	3	Horizontal	136	1.11	-	34.00	6.30	30.53
PK	5.7908G	60.69	68.20	-7.51	51.07	3	Horizontal	136	1.11	-	33.80	6.40	30.58

802.11ac VHT80_Nss1,(MCS0)_2TX

5610MHz_TX

11/02/2020

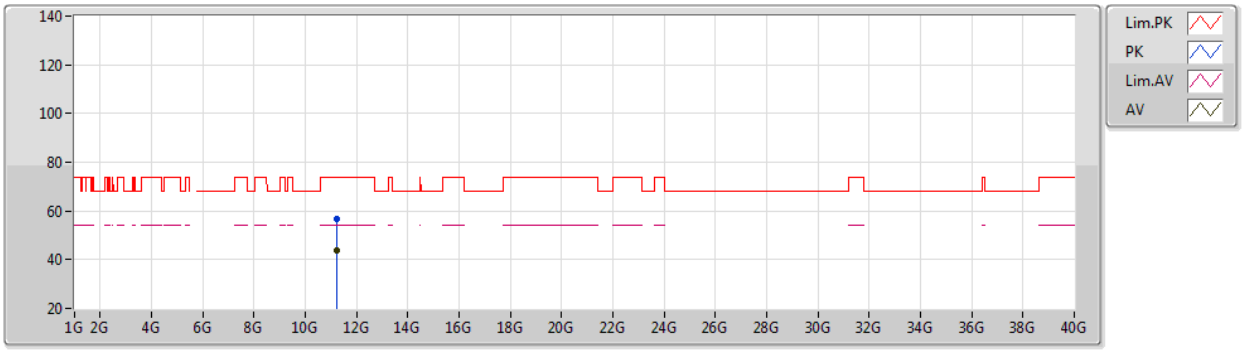

EUT X_2TX
Setting 52
02-D-C-4

Type	Freq	Level	Limit	Margin	Raw	Dist	Condition	Azimuth	Height	Comment	AF	CL	PA
	(Hz)	(dBuV/m)	(dBuV/m)	(dB)	(dBuV)	(m)		(°)	(m)		(dB)	(dB)	(dB)
PK	11.2221G	56.85	74.00	-17.15	41.02	3	Vertical	130	1.18	-	38.58	8.77	31.52
AV	11.21484G	44.00	54.00	-10.00	28.18	3	Vertical	130	1.18	-	38.57	8.77	31.52

802.11ac VHT80_Nss1,(MCS0)_2TX

5610MHz_TX

11/02/2020

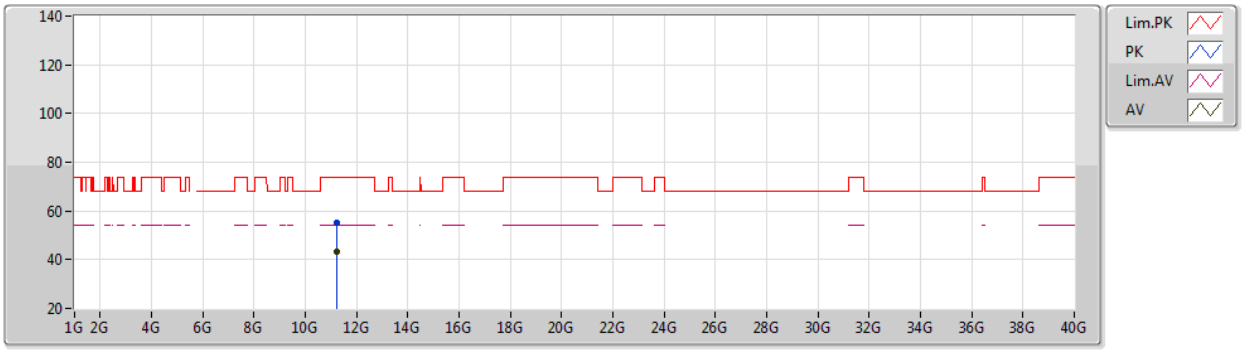

EUT X_2TX
Setting 52
02-D-C-4

Type	Freq	Level	Limit	Margin	Raw	Dist	Condition	Azimuth	Height	Comment	AF	CL	PA
	(Hz)	(dBuV/m)	(dBuV/m)	(dB)	(dBuV)	(m)		(°)	(m)		(dB)	(dB)	(dB)
PK	11.23308G	55.00	74.00	-19.00	39.15	3	Horizontal	79	1.90	-	38.59	8.78	31.52
AV	11.235G	43.12	54.00	-10.88	27.27	3	Horizontal	79	1.90	-	38.59	8.78	31.52

802.11ac VHT80_Nss1,(MCS0)_2TX

5775MHz_TX

11/02/2020

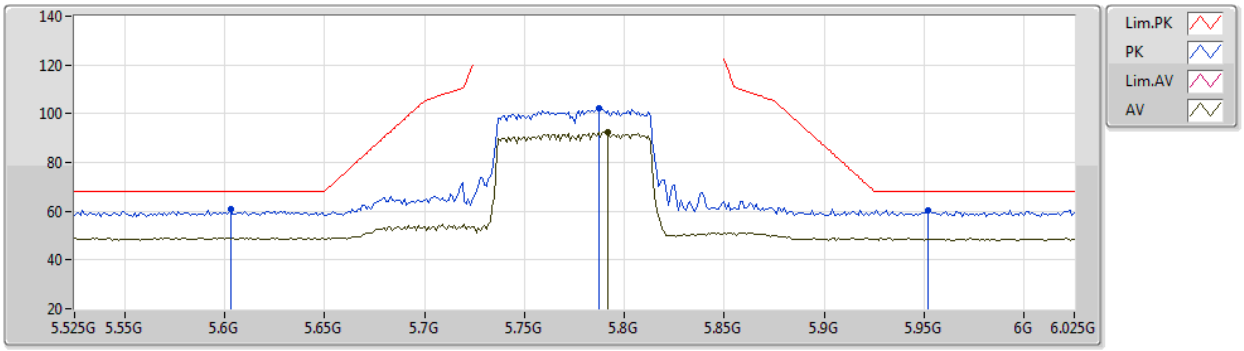

EUT X_2TX
Setting 52
02-D-C-4-10

Type	Freq	Level	Limit	Margin	Raw	Dist	Condition	Azimuth	Height	Comment	AF	CL	PA
	(Hz)	(dBuV/m)	(dBuV/m)	(dB)	(dBuV)	(m)		(°)	(m)		(dB)	(dB)	(dB)
PK	5.603G	60.81	68.20	-7.39	51.05	3	Vertical	51	2.55	-	33.99	6.30	30.53
PK	5.787G	102.02	Inf	-Inf	92.41	3	Vertical	51	2.55	-	33.80	6.39	30.58
AV	5.792G	92.40	Inf	-Inf	82.78	3	Vertical	51	2.55	-	33.80	6.40	30.58
PK	5.952G	60.56	68.20	-7.64	50.76	3	Vertical	51	2.55	-	34.10	6.32	30.62

802.11ac VHT80_Nss1,(MCS0)_2TX

5775MHz_TX

11/02/2020

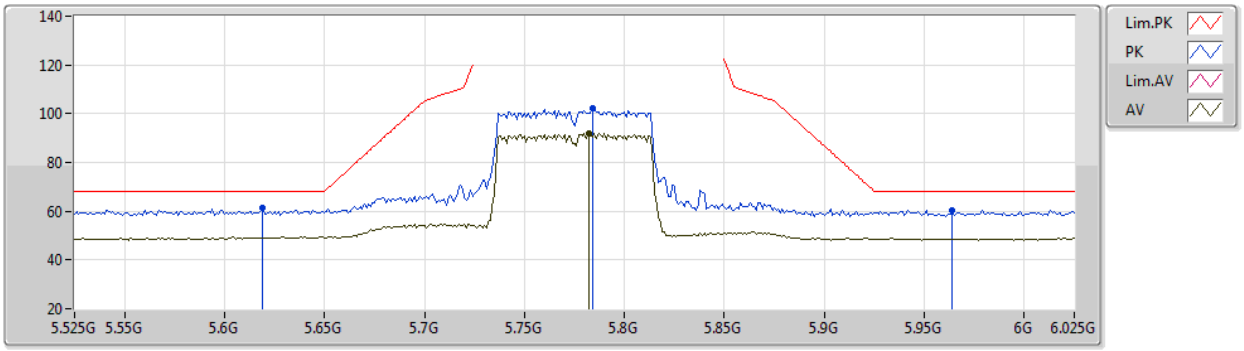

EUT X_2TX
Setting 52
02-D-C-4-10

Type	Freq	Level	Limit	Margin	Raw	Dist	Condition	Azimuth	Height	Comment	AF	CL	PA
	(Hz)	(dBuV/m)	(dBuV/m)	(dB)	(dBuV)	(m)		(°)	(m)		(dB)	(dB)	(dB)
PK	5.619G	61.47	68.20	-6.73	51.74	3	Horizontal	137	1.00	-	33.96	6.31	30.54
PK	5.784G	101.99	Inf	-Inf	92.38	3	Horizontal	137	1.00	-	33.80	6.39	30.58
AV	5.782G	92.06	Inf	-Inf	82.45	3	Horizontal	137	1.00	-	33.80	6.39	30.58
PK	5.964G	60.51	68.20	-7.69	50.68	3	Horizontal	137	1.00	-	34.13	6.32	30.62

802.11ac VHT80_Nss1,(MCS0)_2TX

5775MHz_TX

11/02/2020

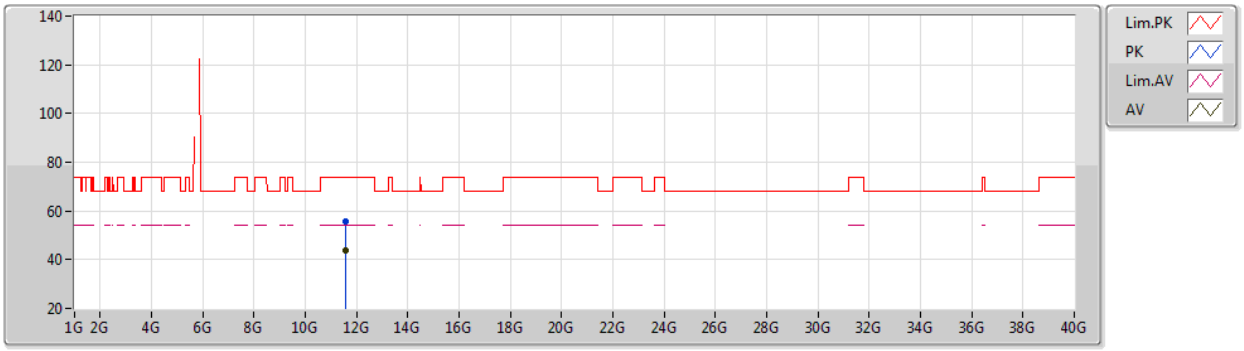

EUT X_2TX
Setting 52
02-D-C-4

Type	Freq	Level	Limit	Margin	Raw	Dist	Condition	Azimuth	Height	Comment	AF	CL	PA
	(Hz)	(dBuV/m)	(dBuV/m)	(dB)	(dBuV)	(m)		(°)	(m)		(dB)	(dB)	(dB)
PK	11.5504G	55.55	74.00	-18.45	39.46	3	Vertical	152	1.43	-	38.84	8.87	31.62
AV	11.56848G	43.77	54.00	-10.23	27.68	3	Vertical	152	1.43	-	38.85	8.87	31.63

802.11ac VHT80_Nss1,(MCS0)_2TX

5775MHz_TX

11/02/2020

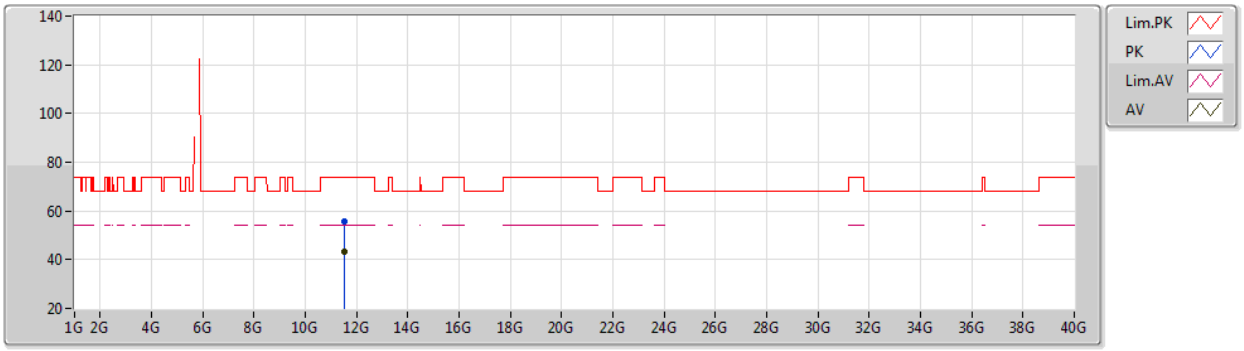

EUT X_2TX
Setting 52
02-D-C-4

Type	Freq	Level	Limit	Margin	Raw	Dist	Condition	Azimuth	Height	Comment	AF	CL	PA
	(Hz)	(dBuV/m)	(dBuV/m)	(dB)	(dBuV)	(m)		(°)	(m)		(dB)	(dB)	(dB)
PK	11.5404G	55.45	74.00	-18.55	39.37	3	Horizontal	299	2.42	-	38.83	8.87	31.62
AV	11.54288G	43.44	54.00	-10.56	27.36	3	Horizontal	299	2.42	-	38.83	8.87	31.62

RSE Co-location Result			
Operating Mode	2	**Polarization**	Horizontal
Operating Function	WLAN 5GHz + Bluetooth + antenna set 1		

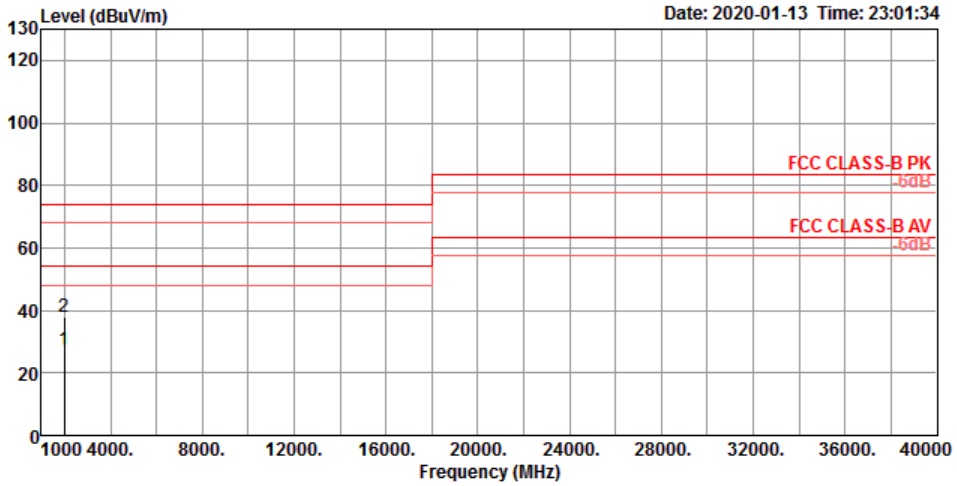

	Freq	Level	Limit Line	Over Limit	Read Level	Cable Loss	Antenna Factor	Preamp Factor	A/Pos	T/Pos	Remark	Pol/Phase
	MHz	dBuV/m	dBuV/m	dB	dBuV	dB	dB/m	dB	cm	deg		
1	1974.35	27.54	54.00	-26.46	31.04	3.54	29.92	36.96	200	349	Average	HORIZONTAL
2	1974.49	38.00	74.00	-36.00	41.50	3.54	29.92	36.96	200	349	Peak	HORIZONTAL

RSE Co-location Result			
Operating Mode	2	**Polarization**	Vertical
Operating Function	WLAN 5GHz + Bluetooth + antenna set 1		

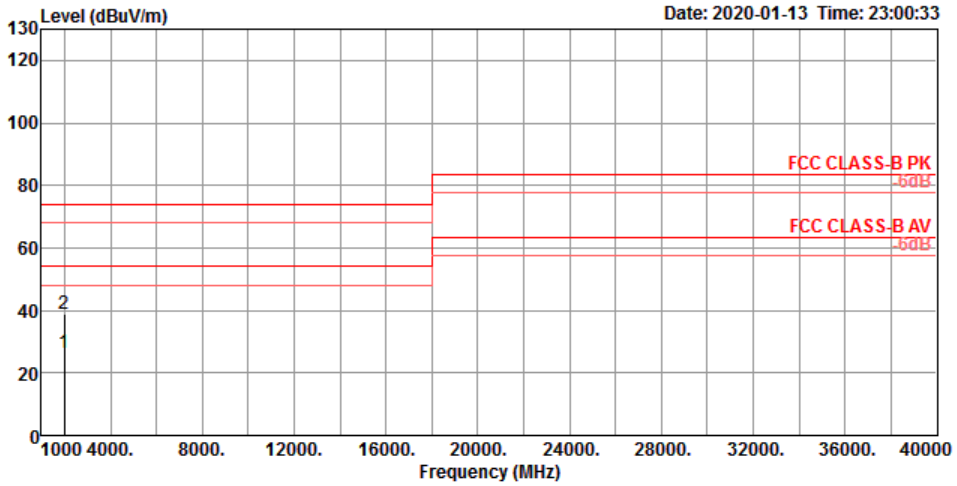

	Freq	Level	Limit Line	Over Limit	Read Level	Cable Loss	Antenna Factor	Preamp Factor	A/Pos	T/Pos	Remark	Pol/Phase
	MHz	dBuV/m	dBuV/m	dB	dBuV	dB	dB/m	dB	cm	deg		
1	1974.25	26.34	54.00	-27.66	29.84	3.54	29.92	36.96	166	259	Average	VERTICAL
2	1975.36	38.81	74.00	-35.19	42.20	3.54	30.03	36.96	166	259	Peak	VERTICAL