7.2.4 NR n71 SCS 15 kHz

NR n71 SCS 15 kHz, Ant 0, Channel Bandwidth: 35 MHz

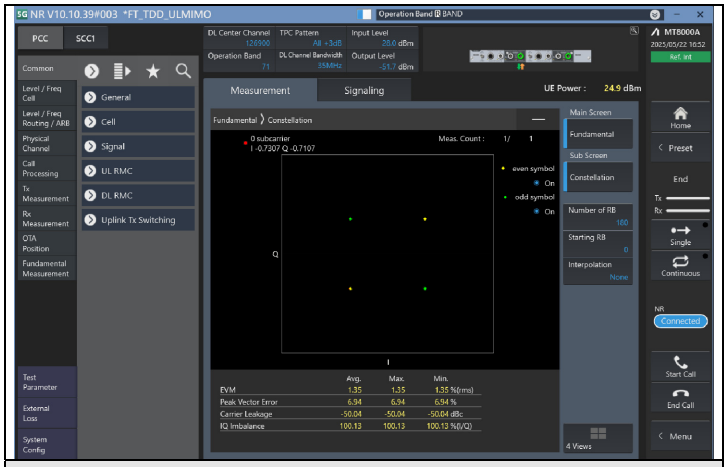

BPSK CH 136100 (680.5 MHz)

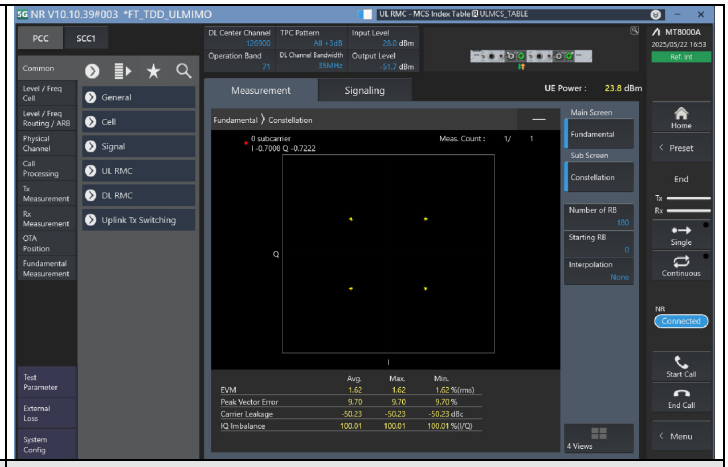

QPSK CH 136100 (680.5 MHz)

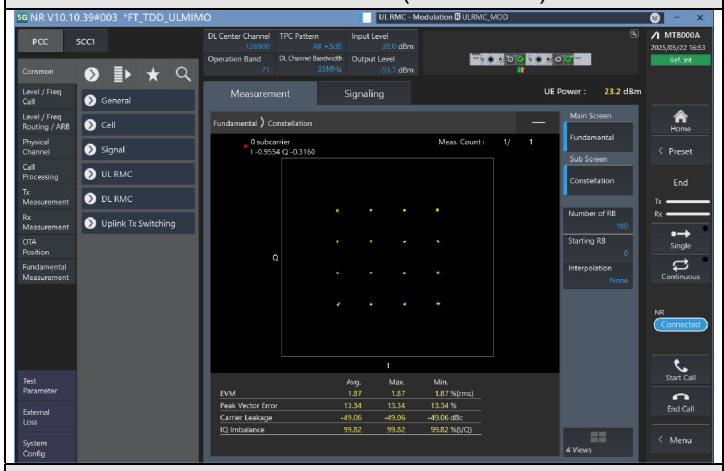

16QAM CH 136100 (680.5 MHz)

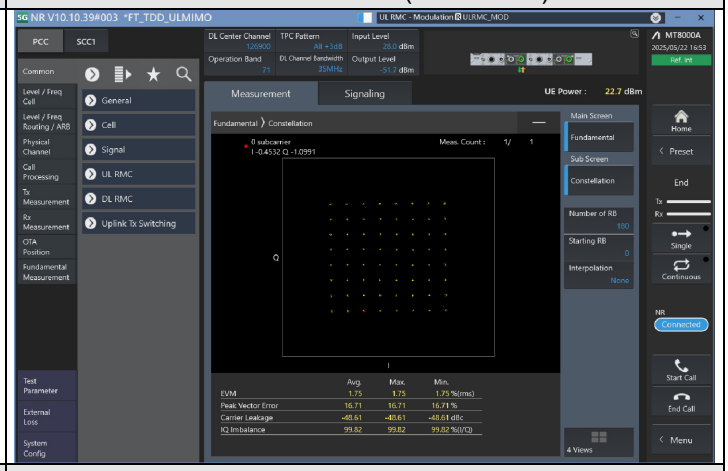

64QAM CH 136100 (680.5 MHz)

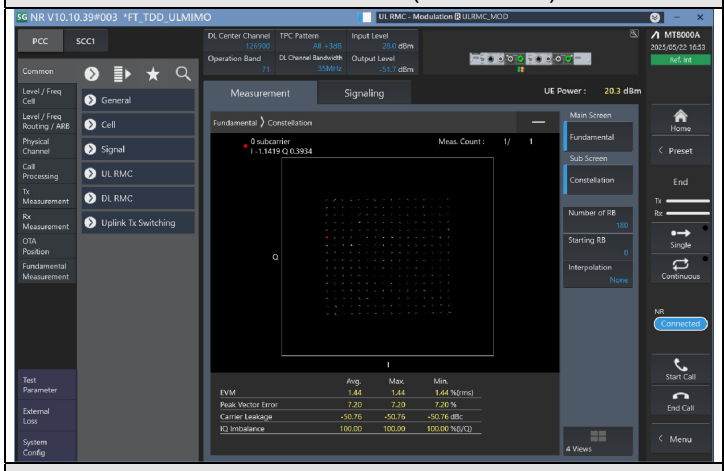

256QAM CH 136100 (680.5 MHz)

7.2.5 NR n77 SCS 30 kHz (3.45 GHz ~ 3.55 GHz)

NR n77 SCS 30 kHz (3.45 GHz ~ 3.55 GHz), Ant 2_PC2, Channel Bandwidth: 100 MHz

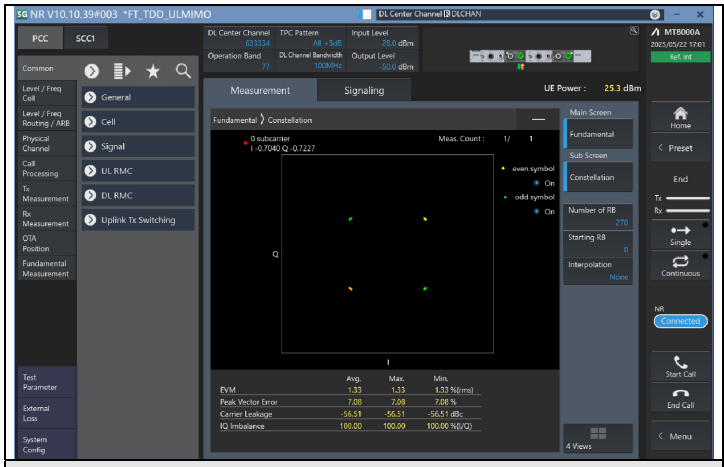

BPSK CH 633334 (3500.01 MHz)

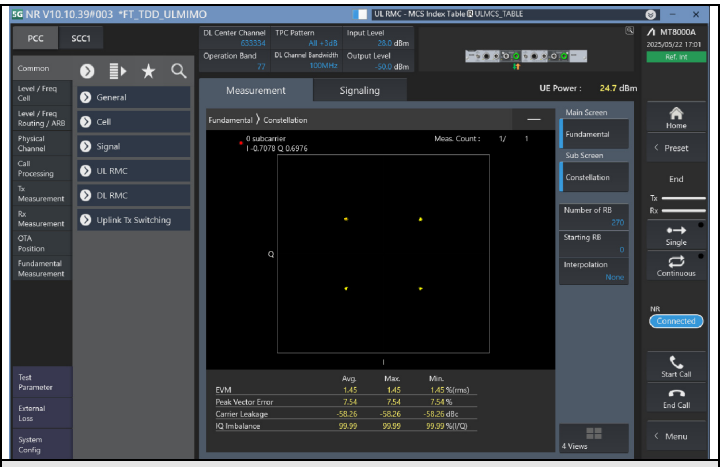

QPSK CH 633334 (3500.01 MHz)

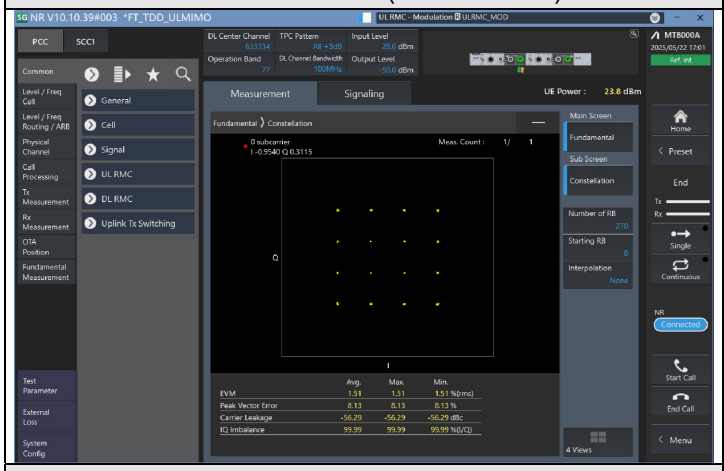

16QAM CH 633334 (3500.01 MHz)

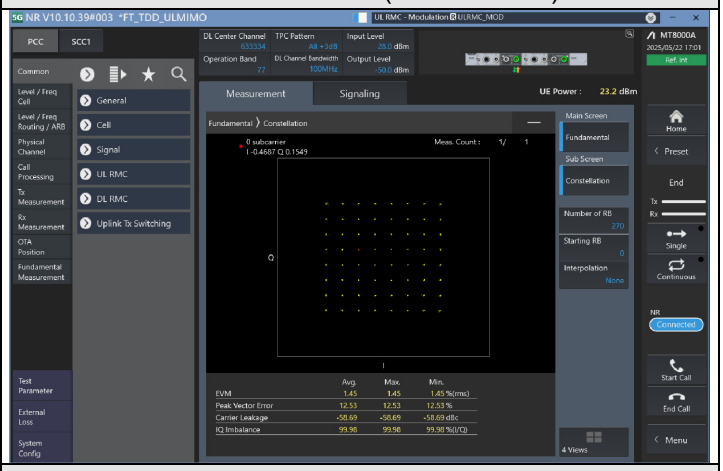

64QAM CH 633334 (3500.01 MHz)

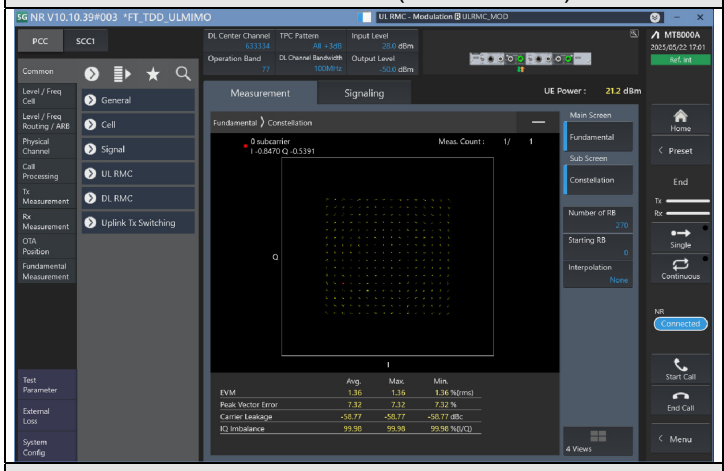

256QAM CH 633334 (3500.01 MHz)

7.2.6 NR n77 SCS 30 kHz (3.7 GHz ~ 3.98 GHz)

NR n77 SCS 30 kHz (3.7 GHz ~ 3.98 GHz), Ant 2_PC2, Channel Bandwidth: 100 MHz

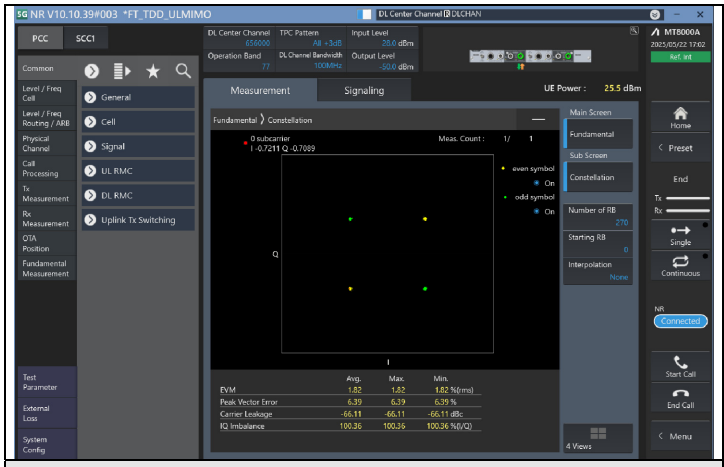

BPSK CH 656000 (3840 MHz)

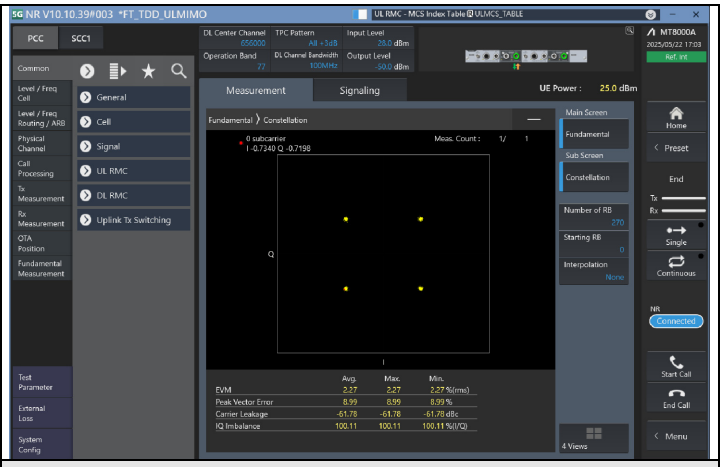

QPSK CH 656000 (3840 MHz)

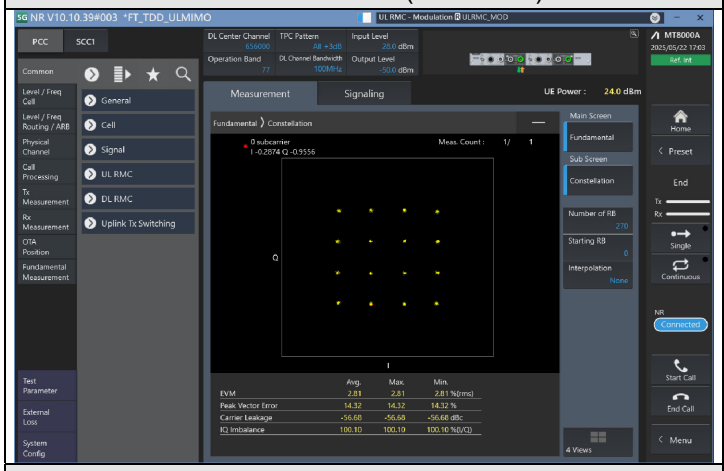

16QAM CH 656000 (3840 MHz)

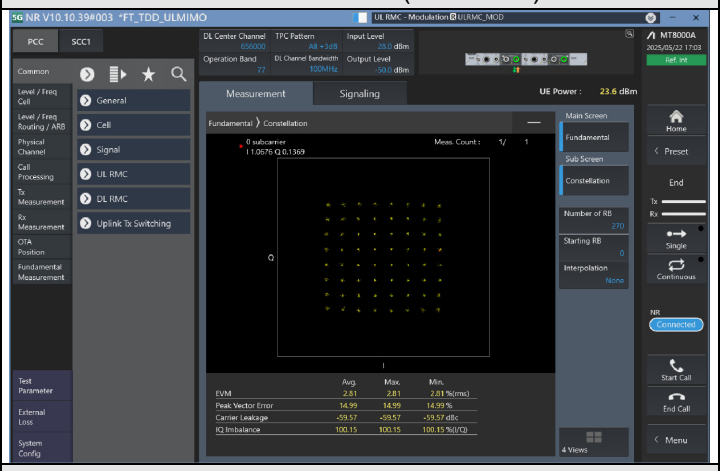

64QAM CH 656000 (3840 MHz)

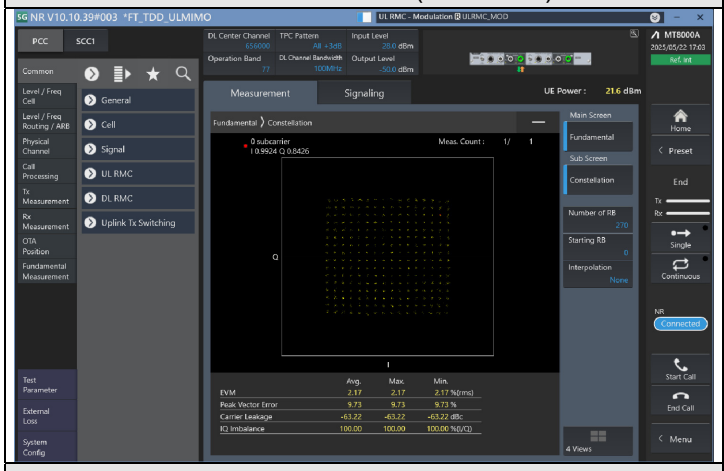

256QAM CH 656000 (3840 MHz)

7.3 Peak to Average Ratio

Input Power:	120 Vac, 60 Hz	Environmental Conditions:	21°C, 70% RH	Tested By:	Willy Cheng

7.3.1 NR n25 SCS 15 kHz

NR n25 SCS 15 kHz, Ant 0, Channel Bandwidth: 5 MHz

Modulation	RB Size	RB Offset	Peak To Average Ratio (dB)		
			CH 370500	CH 376500	CH 382480
			1852.5 MHz	1882.5 MHz	1912.4 MHz
BPSK	1	24	4.14	4.28	6.25
	1	0	4.52	4.73	4.46
	25	0	8.35	8.32	8.37

Spectrum Plot of Worst Value	
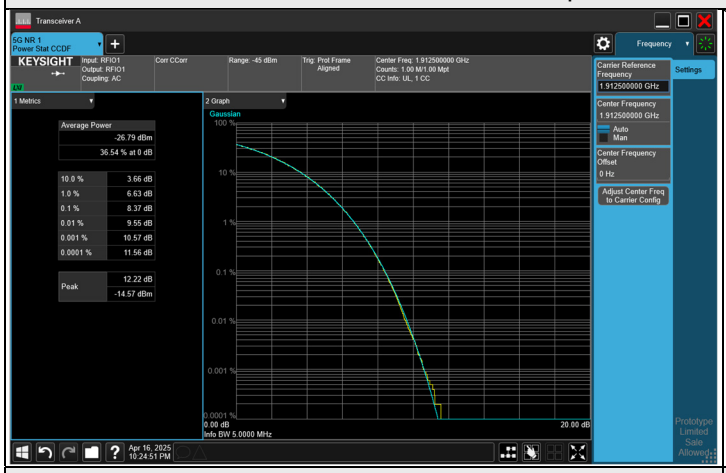	
BPSK CH 382480 (1912.4 MHz)	

NR n25 SCS 15 kHz, Ant 0, Channel Bandwidth: 10 MHz

Modulation	RB Size	RB Offset	Peak To Average Ratio (dB)		
			CH 371000	CH 376500	CH 382000
			1855 MHz	1882.5 MHz	1910 MHz
BPSK	1	51	4.15	4.22	6.30
	1	0	4.52	4.69	4.68
	50	0	8.31	8.39	8.34

Spectrum Plot of Worst Value	
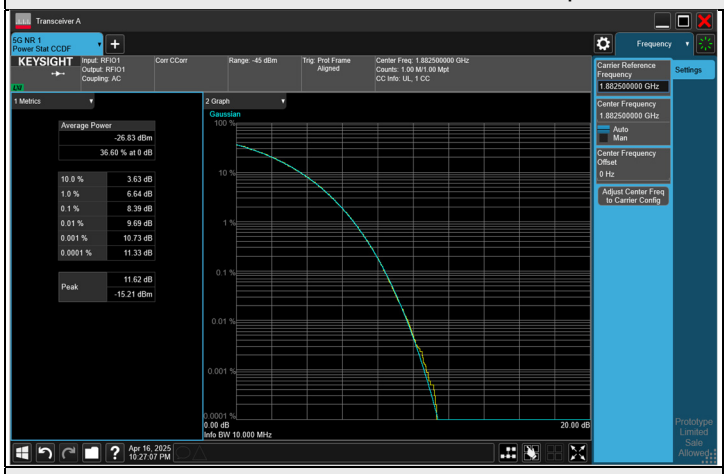	
BPSK CH 376500 (1882.5 MHz)	

NR n25 SCS 15 kHz, Ant 0, Channel Bandwidth: 15 MHz

Modulation	RB Size	RB Offset	Peak To Average Ratio (dB)		
			CH 371500	CH 376500	CH 381500
			1857.5 MHz	1882.5 MHz	1907.5 MHz
BPSK	1	78	5.99	4.19	4.16
	1	0	4.17	4.70	4.89
	75	0	4.06	8.30	8.38

Spectrum Plot of Worst Value	
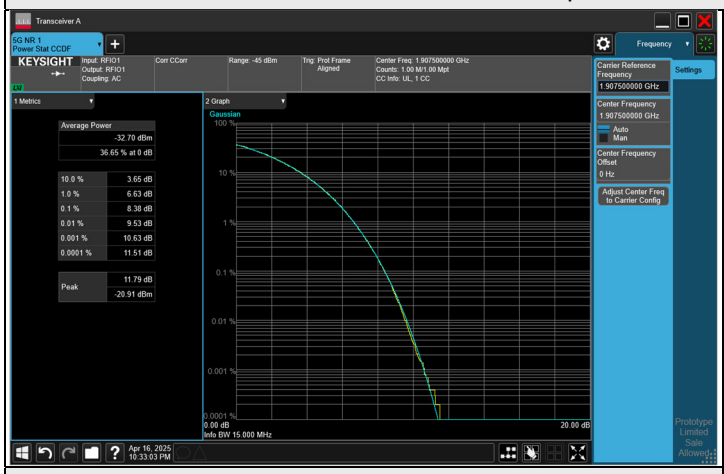	
BPSK CH 381500 (1907.5 MHz)	

NR n25 SCS 15 kHz, Ant 0, Channel Bandwidth: 20 MHz

Modulation	RB Size	RB Offset	Peak To Average Ratio (dB)		
			CH 372000	CH 376500	CH 381000
			1860 MHz	1882.5 MHz	1905 MHz
BPSK	1	105	4.21	4.13	4.38
	1	0	4.12	4.65	4.52
	100	0	4.09	8.35	8.39

Spectrum Plot of Worst Value	
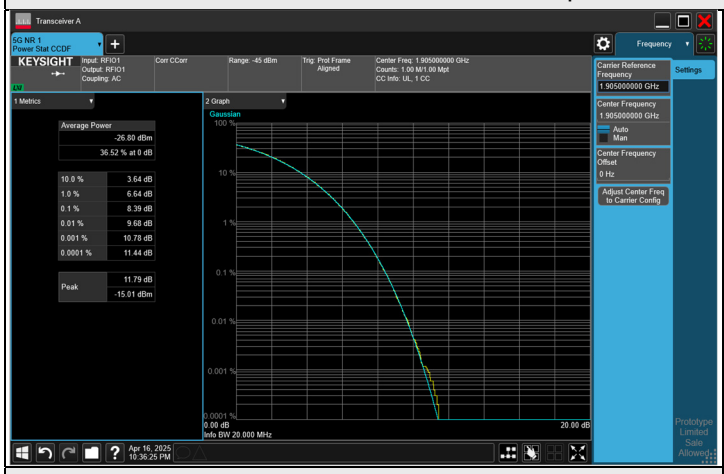	
BPSK CH 381000 (1905 MHz)	

NR n25 SCS 15 kHz, Ant 0, Channel Bandwidth: 25 MHz

Modulation	RB Size	RB Offset	Peak To Average Ratio (dB)		
			CH 372500	CH 376500	CH 380500
			1862.5 MHz	1882.5 MHz	1902.5 MHz
BPSK	1	132	5.16	5.02	4.92
	1	0	5.23	5.05	4.99
	128	0	5.19	4.98	4.94

Spectrum Plot of Worst Value

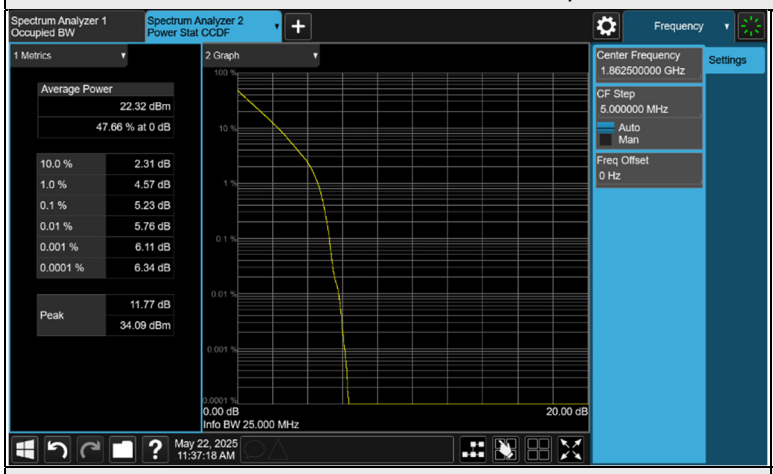

BPSK CH 372500 (1862.5 MHz)

NR n25 SCS 15 kHz, Ant 0, Channel Bandwidth: 30 MHz

Modulation	RB Size	RB Offset	Peak To Average Ratio (dB)		
			CH 373000	CH 376500	CH 380000
			1865 MHz	1882.5 MHz	1900 MHz
BPSK	1	159	6.55	4.29	4.45
	1	0	4.15	4.18	4.52
	160	0	8.40	4.25	8.41

Spectrum Plot of Worst Value	
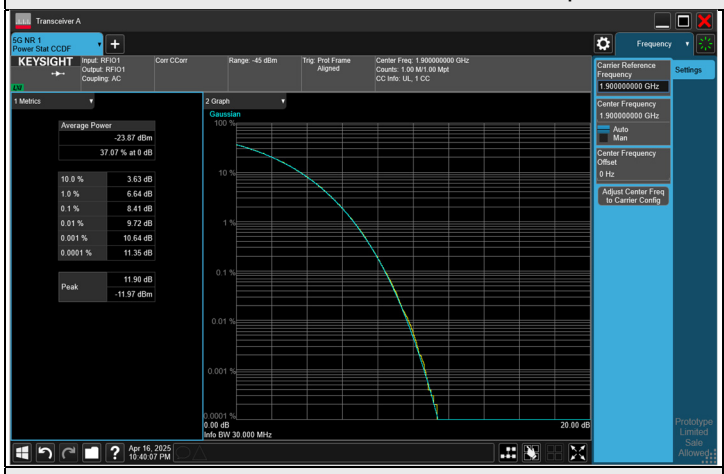	
BPSK CH 380000 (1900 MHz)	

NR n25 SCS 15 kHz, Ant 0, Channel Bandwidth: 35 MHz

Modulation	RB Size	RB Offset	Peak To Average Ratio (dB)		
			CH 373500	CH 376500	CH 379500
			1867.5 MHz	1882.5 MHz	1897.5 MHz
BPSK	1	159	5.30	5.63	4.81
	1	0	5.39	5.71	4.90
	160	0	5.32	5.64	4.84

Spectrum Plot of Worst Value	
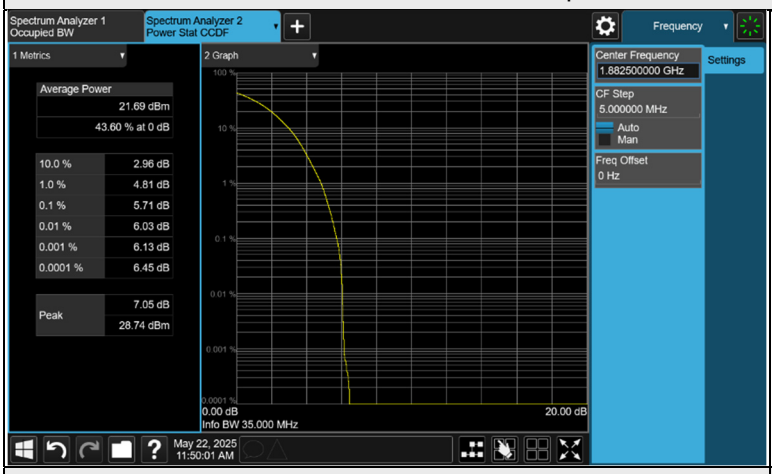	
BPSK CH 376500 (1882.5 MHz)	

NR n25 SCS 15 kHz, Ant 0, Channel Bandwidth: 40 MHz

Modulation	RB Size	RB Offset	Peak To Average Ratio (dB)		
			CH 374000	CH 376500	CH 379000
			1870 MHz	1882.5 MHz	1895 MHz
BPSK	1	215	4.48	6.46	4.19
	1	0	4.41	4.16	4.68
	216	0	8.38	8.30	8.39

Spectrum Plot of Worst Value	
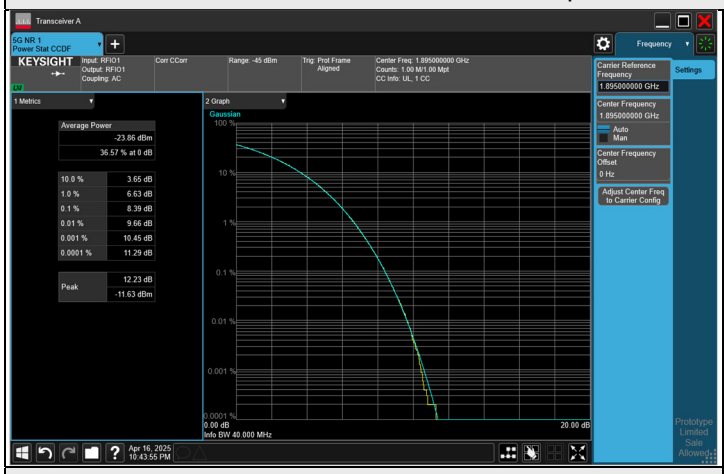	
BPSK CH 379000 (1895 MHz)	

NR n25 SCS 15 kHz, MIMO-Ant 0, Channel Bandwidth: 5 MHz

Modulation	RB Size	RB Offset	Peak To Average Ratio (dB)		
			CH 370500	CH 376500	CH 382480
			1852.5 MHz	1882.5 MHz	1912.4 MHz
QPSK	1	24	5.90	6.13	5.40
	1	0	5.97	6.24	5.87
	25	0	8.37	8.40	6.62
16QAM	1	24	6.42	6.63	9.04
	1	0	6.39	8.41	6.45
	25	0	6.58	6.76	6.74
64QAM	1	24	5.94	9.06	5.51
	1	0	5.90	9.76	8.41
	25	0	7.05	7.22	8.38
256QAM	1	24	8.70	8.87	8.41
	1	0	10.66	8.84	8.41
	25	0	12.61	8.71	9.01

Spectrum Plot of Worst Value

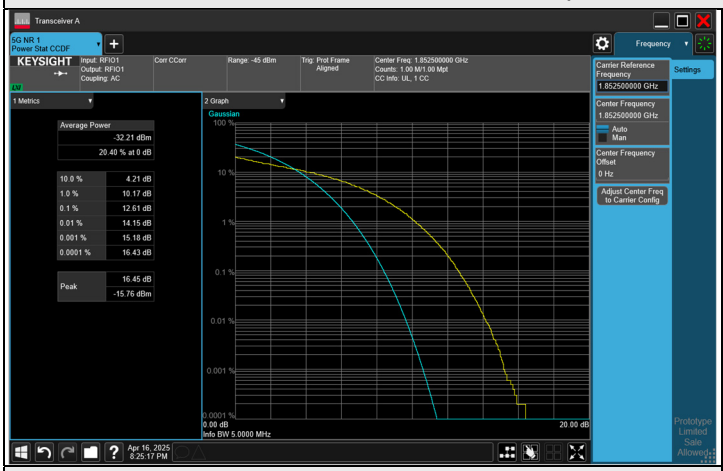

256QAM CH 370500 (1852.5 MHz)

NR n25 SCS 15 kHz, MIMO-Ant 0, Channel Bandwidth: 10 MHz

Modulation	RB Size	RB Offset	Peak To Average Ratio (dB)		
			CH 371000	CH 376500	CH 382000
			1855 MHz	1882.5 MHz	1910 MHz
QPSK	1	51	5.97	6.14	5.51
	1	0	5.85	6.07	6.09
	52	0	8.41	8.40	8.40
16QAM	1	51	6.38	8.41	6.06
	1	0	8.40	9.92	6.64
	52	0	6.85	12.58	6.95
64QAM	1	51	8.38	6.18	8.40
	1	0	5.97	8.36	8.33
	52	0	8.43	7.42	8.36
256QAM	1	51	9.33	8.87	8.42
	1	0	8.66	8.82	8.82
	52	0	8.43	8.76	8.86

Spectrum Plot of Worst Value

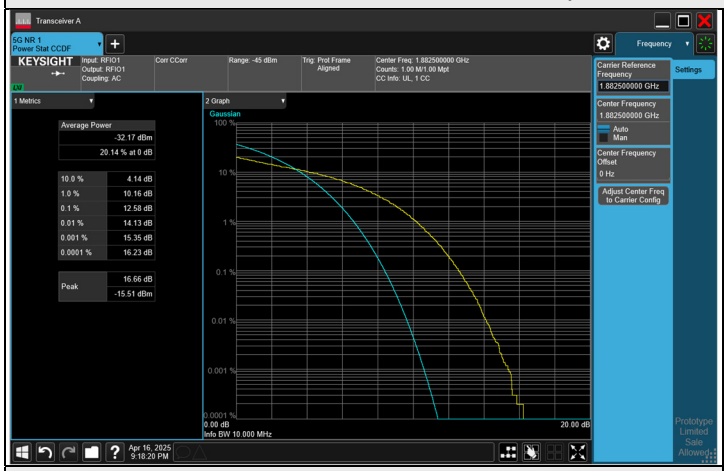

16QAM CH 376500 (1882.5 MHz)